



JACKSONVILLE JAGUARS VS. SEATTLE SEAHAWKS

2017 NFL WEEK 14 GAME RELEASE
SUNDAY, DECEMBER 10 | 4:25 PM EST | EVERBANK FIELD



FOR IMMEDIATE RELEASE

TUESDAY, DEC. 5, 2017



JACKSONVILLE JAGUARS (8-4) vs. SEATTLE SEAHAWKS (8-4)

SUNDAY, DEC. 10, 2017 • 4:25 P.M. EST • EVERBANK FIELD (64,341)



Tad Dickman - Sr. Manager, Public Relations • Amanda Holt - Business Public Relations Strategy Manager • Alex Brooks - Public Relations Coordinator
 Andy Esworthy - Public Relations Assistant • Gaby Moran - Public Relations Assistant • Dan Edwards - Sr. Vice President, Communications



THE OVERVIEW

In Week 14, the Jacksonville Jaguars (8-4) host the Seattle Seahawks (8-4) on Sunday, Dec. 10 at 4:25 p.m. for the second of three consecutive home games at EverBank Field. The Jaguars, winners of five of their last six games, are four games over .500 in the month of December for the first time since 2007. The Jaguars have won three consecutive games at EverBank Field for the first time since 2010 and a win on Sunday against Seattle would mark the team's first four-game home winning streak since 2009. In their last meeting with the Seahawks, the Jaguars suffered a 45-17 loss in Seattle on Sept. 22, 2013, but much has changed since then. **Doug Marrone**, who was hired as the head coach by the club on Jan. 9, 2017, has more first-season wins (eight) than any other head coach in Jaguars history. The Jaguars have been exceptional in games played after a defeat this season, and after a 24-27 loss to the Arizona Cardinals in Week 12, the Jaguars bounced back with a 30-10 victory over Indianapolis in Week 13. In the four games played after a loss this season, the Jaguars are 4-0 and have outscored opponents, 131-26.



LEAGUE'S NO. 1 DEFENSE

The Jaguars continue to boast the NFL's top defense as they lead the league in scoring defense (14.8 points allowed per game), total yardage (282.5 yards allowed per game), passing defense (167.1 passing yards allowed per game), forced fumbles (16), fumble recoveries (10) and sacks (45). In Week 13 against Indianapolis, 10th-year DE **Calais Campbell**, who was acquired by the team as an unrestricted free agent on March 10, 2017, broke the franchise's single-season sack record previously held by **Tony Brackens** (12.0 sacks in 1999) by increasing his sack total to 12.5. Campbell's 12.5 sacks rank third in the NFL and lead all AFC players this season. The Jaguars also rank second in the NFL in takeaways (27), and their 16 INTs are four shy of the franchise record (20) set in 2006 and 2007. In Week 13 vs. Indianapolis, second-year CB **Jalen Ramsey**, who ranks second in the league with 16 passes defended this season, registered his third INT of the season against Colts QB **Jacoby Brissett**. Brissett also threw a fourth quarter INT to sixth-year FS **Tashaun Gipson**, whose four INTs this season rank fourth in the NFL and are tied with CB **A.J. Bouye** for the team lead.



OFFENSIVE EXPLOSION IN WEEK 13

In Week 13 vs. Indianapolis, the Jaguars totaled 426 total net yards, their second-most of the season (518 at Indianapolis in Week 7), and scored 30 points, their second-most of the season (44 against Baltimore in Week 3). The Jaguars converted on 60 percent of their third down attempts (9 of 15) and QB **Blake Bortles** completed 26 of 35 passes (74.3 comp. pct.) for 309 yards and two TDs for a 119.8 passer rating. Bortles' 74.3 completion percentage was his highest of the season and his best since completing 27 of 35 passes (77.1 comp. pct.) against New Orleans on Dec. 27, 2015. Bortles has found success in the red zone this season, completing 22 of 41 passes (53.7 comp. pct.) for 140 yards, 12 TDs and zero INTs for a 100.6 passer rating. In Week 13, Bortles threw for two TDs and registered a 104.2 passer rating in the red zone and was also impressive on third down, completing 11 of 14 passes (78.6 comp. pct.) for 116 yards, eight first downs and two TDs for a 140.8 passer rating.



AFC SOUTH 2017 STANDINGS

Team	W	L	T	PF	PA	Home	Road	Div	Conf	Streak
Tennessee	8	4	0	266	282	5-1-0	3-3-0	4-1-0	7-4-0	2W
Jacksonville	8	4	0	299	178	4-2-0	4-2-0	3-1-0	8-2-0	1W
Houston	4	8	0	296	309	3-3-0	1-5-0	1-3-0	3-6-0	2L
Indianapolis	3	9	0	205	330	2-4-0	1-5-0	1-4-0	2-6-0	3L



ON THE CALL

TV BROADCAST INFORMATION: This Sunday's game will be broadcast regionally on FOX, locally on WFOX 30. **Chris Myers** will handle the play-by-play duties with **Daryl Johnston** providing analysis. **Laura Okmin** will report from the sidelines.

NATIONAL RADIO BROADCAST INFORMATION: Westwood One will broadcast this week's game. **Ryan Radtke** and **Derek Rackley** will call the game and **Scott Graham** will host the pre-game and halftime shows.

RADIO BROADCAST INFORMATION: WJXL 1010-AM/92.5-FM returned as the team's radio broadcast partner in 2017, along with simulcast partner WGNE 99.9-FM. Jaguars radio broadcasts feature play-by-play announcer **Frank Frangie** joining former Jaguars **Jeff Lageman** and **Tony Boselli** in the booth, with **Rick Ballou** reporting from the sidelines. Jaguars.com reporter **J.P. Shadrick** co-hosts game day studio coverage alongside **Mike Dempsey** for the Jaguars radio network. The Publix tailgate show starts the gameday broadcast three hours prior to kickoff.



MEDIA SCHEDULE

Wednesday, Dec. 6

10:45 a.m. Head Coach **Doug Marrone** available in TV studio
 11:45 a.m.-12:05 p.m. Practice open to media on practice fields
 1:30-2:15 p.m. Locker room open for interviews
 2:15 p.m. QB **Blake Bortles** available in TV studio

Thursday, Dec. 7

11:45 a.m.-12:05 p.m. Practice open to media on practice fields
 1:30 p.m. OC **Nathaniel Hackett**, DC **Todd Wash** & STC **Joe DeCamillis** available
 1:30-2:15 p.m. Locker room open for interviews

Friday, Dec. 8

10:50-11:10 a.m. Practice open to media on practice field
 12:25 p.m. Head Coach **Doug Marrone** available to media
 12:25-1:10 p.m. Locker room open to media

Saturday, Dec. 9

No media availability

Sunday, Dec. 10

4:25 p.m. Kickoff vs. Seattle Seahawks



JAGUARS MEDIA

The Jaguars Public Relations department utilizes Jaguars.com/media to keep the media up-to-date with relevant materials. On this site, you will find press releases, weekly game releases, transcripts, updated player biographies, results, game books, as well as the 2017 Jaguars media guide. For a PDF version of the media guide, please visit: http://prod.static.jaguars.clubs.nfl.com/assets/PDFs/MediaGuide/2017_mediaguide.pdf

To be added to the Jaguars distribution list, please email **Gaby Moran** (morang@nfl.jaguars.com).

MEDIA INFORMATION

2017 REGULAR SEASON SCHEDULE

Date	Opponent	Time/Result
Sun. Sept. 10	at Houston Texans	W, 29-7
Sun. Sept. 17	TENNESSEE TITANS	L, 16-37
Sun. Sept. 24	BALTIMORE RAVENS	W, 44-7
Sun. Oct. 1	at New York Jets	L, 20-23 (OT)
Sun. Oct. 8	at Pittsburgh Steelers	W, 30-9
Sun. Oct. 15	LOS ANGELES RAMS	L, 17-27
Sun. Oct. 22	at Indianapolis Colts	W, 27-0
Sun. Oct. 29	BYE WEEK	
Sun. Nov. 5	CINCINNATI BENGALS	W, 23-7
Sun. Nov. 12	LOS ANGELES CHARGERS	W, 20-17 (OT)
Sun. Nov. 19	at Cleveland Browns	W, 19-7
Sun. Nov. 26	at Arizona Cardinals	L, 24-27
Sun. Dec. 3	INDIANAPOLIS COLTS	W, 30-10
Sun. Dec. 10	SEATTLE SEAHAWKS	4:25 p.m. (FOX)
Sun. Dec. 17	HOUSTON TEXANS	1 p.m. (FOX)
Sun. Dec. 24	at San Francisco 49ers	4:05 p.m. (CBS)
Sun. Dec. 31	at Tennessee Titans	1 p.m. (CBS)

All Game Times Eastern • Bold games: HOME

NFL WEEK 14 SCHEDULE

Day	Game	Time
Thursday	December 7	
	New Orleans at Atlanta	8:30 p.m.
Sunday	December 10	
	Indianapolis at Buffalo	1 p.m.
	Minnesota at Carolina	1 p.m.
	Chicago at Cincinnati	1 p.m.
	Green Bay at Cleveland	1 p.m.
	San Francisco at Houston	1 p.m.
	Oakland at Kansas City	1 p.m.
	Dallas at New York Giants	1 p.m.
	Detroit at Tampa Bay	1 p.m.
	Tennessee at Arizona	4:05 p.m.
	New York Jets at Denver	4:05 p.m.
	Washington at Los Angeles Chargers	4:05 p.m.
	Seattle at Jacksonville	4:25 p.m.
	Philadelphia at Los Angeles Rams	4:25 p.m.
	Baltimore at Pittsburgh	8:30 p.m.
Monday	December 11	
	New England at Miami	8:30 p.m.

All Game Times Eastern

PRONUNCIATION GUIDE

Eli Ankou	EE-lee ANN-koo
A.J. Bouye	BOY-yay
A.J. Cann	CAN
Calais Campbell	kuh-LAY-us
Marcell Dareus	DAR-ee-us
Tashaun Gipson	tuh-SHAWN
Colin Holba	HOLE-buh
Abry Jones	A-bree
Josh Lambo	lam-BOH
Lerentee McCray	luh-ren-TAY
Jaydon Mickens	jay-DON
Yannick Ngakoue	yah-NEEK in-GAH-kway
Patrick Omameh	oh-MAH-may
Jermei Parnell	Jeremy
William Poehls	pails
Paul Posluszny	puz-LUZ-nee
James O'Shaughnessy	O-SEAN-uh-see
Dawuane Smoot	duh-WAHN
Jarrod Wilson	Jared

2017 TV AFFILIATES

WJAX	Jacksonville (flagship)
WFOX	Jacksonville (flagship)
WFTV	Orlando, Fla.
WSAV	Savannah, Ga.
WJTC	Mobile, Ala.
WTYY	Dothan, Ala.
WCJB	Gainesville, Fla.
WJHG	Panama City, Fla.
WCTV	Tallahassee, Fla.
WTAT	Charleston, S.C.
WSWG	Albany, Ga.
WIYC	Montgomery Selma, Ala.
WTVM	Columbus, Ga.
WRDW	Augusta, Ga.

2017 RADIO AFFILIATES

STATION	CITY	AM/FM	STATION	CITY	AM/FM
WJXL 1010 AM/92.5 FM			Jacksonville (flagship)		
WGNE	Jacksonville	99.9 FM	WJEM	Valdosta, Ga.	1150 AM/96.1 FM
WAOC	St. Augustine	1240 AM	WDDQ	Valdosta, Ga.	92.1 FM
WHOG	Daytona Beach	92.1 FM	WHFX	Brunswick, Ga.	107.7 FM
WGGG	Gainesville	92.1 FM/900 AM	WIFO	Jesup, Ga.	105.5 FM
WBDO	Orlando	1080 AM	WAYX	Waycross, Ga.	96.3 FM
WJHC	Jasper	107.5 FM	WZBX	Statesboro, Ga.	106.5 FM
WIXC	Melbourne	1060 AM	WNZF	Palm Coast	1550 AM
WMOP	Ocala	100.1 FM/1230 AM	WKBX	Kingsland, Ga.	106.3 FM

WEEKLY BROADCAST LINEUP

DAY	SHOW NAME	SHOW HOSTS	TIME	STATION
Monday	Jaguars Monday	J.P. Shadrack, Tony Boselli, Pete Prisco	6-8 p.m.	1010 XL, 92.5, jaguars.com
	Jaguars All Access presented by Fields Auto Group	Brent Martineau, Jeff Lageman, Calais Campbell and a player guest	7-7:30 p.m.	WJAX-TV
Tuesday	Jags Wired		11:35 p.m.	WFOX-TV
Wednesday	Jaguars.com Live presented by EverBank		1:30 p.m.	Jaguars.com
Thursday	Doug Marrone Show	Doug Marrone, Jeff Lageman, J.P. Shadrack	6-7 p.m.	1010 XL, 92.5, 99.9, jaguars.com
	Jaguars Thursday	J.P. Shadrack, Jeff Lageman, Tony Boselli	7-8 p.m.	1010 XL, 92.5, jaguars.com
Game day	EverBank Jaguars Weekend	J.P. Shadrack	10:30-11 a.m.	WFOX-TV
	Publix Tailgate Show	J.P. Shadrack, Mike Dempsey, others	3 hours before game	1010 XL, 92.5, jaguars.com
	Countdown to Kickoff	J.P. Shadrack, Mike Dempsey, others	1 hour before game	1010 XL, 92.5, 99.9, jaguars.com
	Jaguars Game Day	Frank Frangie, Jeff Lageman, Tony Boselli, Rick Ballou		1010 XL, 92.5, 99.9, jaguars.com
	Jaguars Postgame	J.P. Shadrack, Mike Dempsey, Jeff Lageman, Fred Taylor	Postgame	1010 XL, 92.5, 99.9, jaguars.com
	Scoreboard Show	J.P. Shadrack, Mike Dempsey	1 hour after game ends	1010 XL, 92.5, jaguars.com

2017 STATISTICS

2017 BY THE NUMBERS

1,017

In Week 12, RB **Leonard Fournette** rushed 20 times for 57 yards and one TD and caught three passes for 22 yards against the Colts. In 2017, Fournette has now totaled 822 rushing yards and seven rushing TDs on 207 rushes and 195 receiving yards and one receiving TD on 23 catches. His 1,017 scrimmage yards are the fourth-most by a rookie in franchise history.

322

In Week 13, undrafted rookie WR **Keelan Cole** posted three receptions for 49 yards, including his first NFL TD, which was an 8-yard pass from QB **Blake Bortles**. Cole's 322 yards on the season rank second in franchise history among all undrafted rookies in their first year, trailing teammate WR **Allen Hurns** (677).

119.8

QB **Blake Bortles** completed 26 of 35 passes (74.3 comp. pct.) for 309 yards and two TDs for a 119.8 passer rating in Week 13. His 119.8 passer rating marked the sixth-highest passer rating of his 58-game career. His 119.8 passer rating also marked his third game with a passer rating above 100.0 this season (128.2 vs. BAL, Sept. 24, 2017 & 124.7 at IND, Oct. 22, 2017).

101

Last Sunday against the Colts, LB **Paul Posluszny** posted 14 tackles (10 solo), including two for a loss, 1.5 sacks and one QB hit. Dating back to his rookie campaign in 2007, Posluszny has produced 101 games with seven or more tackles, the most such games in the NFL over that span.

5

In Week 13, CB **Jalen Ramsey** had two passes defended against the Colts, marking his fifth game this season with multiple passes defended. Ramsey's five games with multiple PDs are tied for the second-most in a season by a Jaguar since 2000.

JAGUARS MILESTONES

CB A.J. Bouye:

- Needs one more INT in 2017 to have five and be tied for the fourth-most INTs in a single-season in franchise history

DE Calais Campbell:

- Needs two more tackles for loss in 2017 to register his eighth consecutive season with at least 12 tackles for a loss

RB Leonard Fournette:

- Needs 178 rushing yards to join **Fred Taylor** as the only rookies in Jaguars history to rush for at least 1,000 yards

WR Margise Lee:

- Needs 100 receiving yards in Week 14 vs. SEA to register his first 100-yard receiving game since 12/11/16 vs. MIN (five receptions for 113 yards)

LB Paul Posluszny:

- Needs one INT to tie DB **Derek Cox** (12; 2009-12) for the fourth-most career INTs in franchise history

S Tashuan Gipson:

- Needs one more INT in 2017 to have five and be tied for the fourth-most INTs in a single-season in franchise history

LB Telvin Smith:

- Needs one defensive TD to tie CB **Aaron Beasley** (4; 1996-2001) for the most defensive TDs in franchise history

2017 NFL STANDINGS

AFC East

Team	W	L	T	PF	PA	Home	Road	Div	Conf	Streak
New England	10	2	0	348	223	4-2-0	6-0-0	3-0-0	7-1-0	8W
Buffalo	6	6	0	227	283	4-2-0	2-4-0	1-2-0	4-4-0	1L
New York Jets	5	7	0	266	288	4-3-0	1-4-0	2-3-0	5-4-0	1W
Miami	5	7	0	209	298	3-3-0	2-4-0	1-2-0	4-4-0	1W

AFC North

Team	W	L	T	PF	PA	Home	Road	Div	Conf	Streak
Pittsburgh	10	2	0	281	213	4-1-0	6-1-0	4-0-0	7-1-0	7W
Baltimore	7	5	0	280	207	4-2-0	3-3-0	2-1-0	5-3-0	3W
Cincinnati	5	7	0	219	238	3-3-0	2-4-0	2-3-0	5-6-0	1L
Cleveland	0	12	0	176	308	0-6-0	0-6-0	0-4-0	0-10-0	12L

AFC South

Team	W	L	T	PF	PA	Home	Road	Div	Conf	Streak
Tennessee	8	4	0	266	282	5-1-0	3-3-0	4-1-0	7-4-0	2W
Jacksonville	8	4	0	299	178	4-2-0	4-2-0	3-1-0	8-2-0	1W
Houston	4	8	0	296	309	3-3-0	1-5-0	1-3-0	5-3-0	2L
Indianapolis	3	9	0	205	330	2-4-0	1-5-0	1-4-0	2-6-0	3L

AFC West

Team	W	L	T	PF	PA	Home	Road	Div	Conf	Streak
Kansas City	6	6	0	303	274	3-2-0	3-4-0	2-1-0	4-4-0	4L
L.A. Chargers	6	6	0	268	212	3-3-0	3-3-0	2-2-0	4-5-0	3W
Oakland	6	6	0	249	278	4-3-0	2-3-0	2-2-0	5-5-0	2W
Denver	3	9	0	206	315	3-3-0	0-6-0	2-3-0	2-7-0	8L

NFC East

Team	W	L	T	PF	PA	Home	Road	Div	Conf	Streak
Philadelphia	10	2	0	361	215	6-0-0	4-2-0	4-0-0	8-1-0	1L
Dallas	6	6	0	286	284	3-4-0	3-2-0	3-1-0	5-4-0	1W
Washington	5	7	0	272	314	3-3-0	2-4-0	1-4-0	4-6-0	1L
New York Giants	2	10	0	189	291	1-4-0	1-6-0	0-3-0	0-8-0	2L

NFC North

Team	W	L	T	PF	PA	Home	Road	Div	Conf	Streak
Minnesota	10	2	0	285	204	5-1-0	5-1-0	3-1-0	8-1-0	8W
Detroit	6	6	0	314	308	2-4-0	4-2-0	3-1-0	5-4-0	2L
Green Bay	6	6	0	258	281	4-3-0	2-3-0	2-2-0	5-4-0	1W
Chicago	3	9	0	191	267	2-5-0	1-4-0	0-4-0	1-9-0	5L

NFC South

Team	W	L	T	PF	PA	Home	Road	Div	Conf	Streak
New Orleans	9	3	0	353	243	5-1-0	4-2-0	3-0-0	7-2-0	1W
Carolina	8	4	0	269	238	3-2-0	5-2-0	2-2-0	4-4-0	1L
Atlanta	7	5	0	274	244	3-3-0	4-2-0	1-1-0	6-2-0	1L
Tampa Bay	4	8	0	243	288	3-2-0	1-6-0	0-3-0	2-6-0	2L

NFC West

Team	W	L	T	PF	PA	Home	Road	Div	Conf	Streak
L.A. Rams	9	3	0	361	222	4-2-0	5-1-0	3-1-0	6-3-0	2W
Seattle	8	4	0	290	222	4-2-0	4-2-0	4-0-0	6-3-0	2W
Arizona	5	7	0	219	310	3-3-0	2-4-0	2-3-0	3-6-0	1L
San Francisco	2	10	0	202	298	1-5-0	1-5-0	0-5-0	2-9-0	1W

2017 TEAM CAPTAINS

Twelfth-year TE **Mercedes Lewis** and fourth-year C **Brandon Linder** serve as the team's offensive captains. Lewis is the longest-tenured player on the roster and the second-longest tenured player in franchise history. Linder enters his fourth year as a starting lineman and his second year as the starting center. Eleventh-year LB **Paul Posluszny** and fourth-year LB **Telvin Smith** serve as Jacksonville's defensive captains. Posluszny has registered 960 tackles for the Jaguars and this marks his fourth consecutive year as a defensive captain. Since taking over as a starter in Week 12 of the 2014 season, Smith has amassed 382 tackles, the second-most in the NFL during that span.

2017 STATISTICS



2017 ROSTER FACTS

Oldest Jaguars Player: Mercedes Lewis, 33, 5/19/84

Youngest Jaguars Player: Cam Robinson, 22, 10/9/95

Heaviest Jaguars Player: William Poehls, 344

Lightest Jaguars Player: Peyton Thompson, 184

Tallest Jaguars Player: Calais Campbell & William Poehls, 6-8

Shortest Jaguars Player: Tyler Patmon & Peyton Thompson, 5-10

Coaches who played football professionally: Doug Marrone (head coach), Marion Hobby (defensive line coach) Keenan McCardell (wide receivers coach), Ron Middleton (tight ends coach/assistant special teams coach), Scott Milanovich (quarterbacks coach), Tom Myslinski (strength and conditioning coordinator), Cedric Scott (assistant strength and conditioning coach), Tyrone Wheatley (running backs coach)

Most seasons with the Jaguars: Mercedes Lewis, 12

Most NFL Seasons: Mercedes Lewis, 12

College with the most Jaguars: Miami (Fla.), 3 - Calais Campbell, Allen Hurns, Brandon Linder; Michigan, 3 - Chad Henne, Patrick Omoreh, Jarrod Wilson; UCLA, 3 - Eli Ankou, Mercedes Lewis, Myles Jack

Former 1st round picks: 7 - TE Mercedes Lewis (Jaguars - 2006), DT Marcell Dareus (Bills - 2011) QB Blake Bortles (Jaguars - 2014), S Calvin Pryor (Jets - 2014), DE Dante Fowler Jr. (Jaguars - 2015), CB Jalen Ramsey (Jaguars - 2016), RB Leonard Fournette (Jaguars - 2017)

Players with Super Bowl rings: DL Malik Jackson, LB Lereentee McCray



JAGUARS/SEAHAWKS REG. SEASON SERIES BREAKDOWN

Series Meetings: 7

Jaguars' Record: 2-5 (Home: 2-2/ Away: 0-3)

First Game: SEA 47, at JAX 30 (11/12/95)

Last Game: at SEA 45, JAX 17 (9/22/13)

Current Streak: 2 losses

Longest JAX Win Streak: none

Longest SEA Win Streak: 2, 2x (last, 10/11/09-9/22/13)

Last JAX Home Win: (9/11/05): at JAX 26, SEA 14

Last JAX Home Loss: (11/12/00): SEA 28, at JAX 21

Last JAX Road Win: none

Last JAX Road Loss: (9/22/13): at SEA 45, JAX 17

JAX Shutouts: none

SEA Shutouts: 12, (9/11/09): at SEA 41, JAX 0

Most JAX points: 26, (9/11/05): at JAX 26, SEA 14

Most SEA points: 47, (11/12/95): SEA 47, at JAX 30

Total JAX points: 129

Total SEA points: 212

Average JAX points: 18.4

Average SEA points: 30.3

Largest JAX Win: 12, (9/11/05): at JAX 26, SEA 14

Largest SEA Win: 41, (10/11/09): at SEA 41, JAX 0

Most Pts., Both Teams: 77, (11/12/95): SEA 47, at JAX 30

Fewest Pts., Both Teams: 33, (12/15/96): at JAX 20, SEA 13



JAGUARS/SEAHAWKS 2017 TEAM COMPARISONS

*All based on NFL Rankings

	Jaguars	Seahawks
Record	8-4	8-4
Division Standing	T-1st (AFCS)	2nd (NFCW)
Turnover Margin	+12 (2nd)	+7 (T-5th)
Offense		
Yds Per Game	355.5 (11th)	358.7 (10th)
Yds Per Play	5.30 (16th)	5.46 (12th)
Points Per Game	24.9 (7th)	24.2 (9th)
Possession Average	32:04 (4th)	30:20 (12th)
Rushing Yds Per Game	149.4 (1st)	102.8 (21st)
Passing Yds Per Game	206.1 (21st)	255.9 (8th)
Had Intercepted	8	9
Sacks Allowed/Yards	20/109	28/181
Fumbles/Lost	18/7	12/3
Third Down Pct.	38.1% (21st)	41.0% (8th)
Red Zone TD Pct.	57.1% (11th)	53.7% (19th)
Give-Aways	15	12
Defense		
Yds Per Game	282.5 (1st)	321.2 (9th)
Yds Per Play	4.51 (1st)	4.97 (7th)
Points Per Game	14.8 (1st)	18.5 (7th)
Rushing Yds Per Game	115.4 (20th)	98.3 (7th)
Passing Yds Per Game	167.1 (1st)	222.8 (14th)
Interceptions	16	10
Sacks/Yards	45/294	32/224
Opponents Fumbles/Lost	21/11	17/9
Third Down Pct.	33.5% (4th)	38.9% (14th)
Red Zone TD Pct.	36.8% (1st)	44.8% (6th)
Take-Aways	27	19
Special Teams		
Punt-Average Yds (Gross)	44.1	44.7
Punt-Average Yds (Net)	39.6	40.3
Punt Returns-Avg. Per	8.7	6.4
Punt Returns-Avg. Per Allowed	8.6	7.3
Kickoff Returns-Avg. Per	23.4	24.1
Kickoff Returns-Avg. Per Allowed	22.2	18.4
Field Goals Made/Attempts	24/29	19/25
Penalties		
Penalties Against/Yds	79/694	114/967
Opp. Penalties Against/Yd	82/767	81/705



JAGUARS-SEAHAWKS CONNECTIONS

COACHING CONNECTIONS

Seahawks QB Coach **Carl Smith** spent two seasons (2005-06) as the Jaguars offensive coordinator ... Jaguars Defensive Coordinator **Todd Wash** spent two seasons (2011-12) as the Seahawks defensive line coach

PLAYER CONNECTIONS

Seahawks OG **Luke Joeckel** was originally drafted by the Jaguars in the first round (2nd overall) in the 2013 NFL draft and spent four seasons with the team (2013-2016)

2017 TEAM COMPARISON

JACKSONVILLE JAGUARS

SEATTLE SEAHAWKS

STATISTIC	JAX	OPP
TOTAL FIRST DOWNS	242	194
Rushing	76	65
Passing	137	112
Penalty	29	17
3rd Down: Made/Att	67/176	55/164
3rd Down Pct.	38.1%	45.5%
4th Down: Made/Att	8/11	5/11
4th Down Pct.	72.7%	45.5%
POSSESSION AVG.	32:04	27:56
TOTAL NET YARDS	4,266	3,390
Avg. Per Game	355.5	282.5
Total Plays	805	751
Avg. Per Play	5.3	4.5
NET YARDS RUSHING	1,793	1,385
Avg. Per Game	149.4	115.4
Total Rushes	398	310
NET YARDS PASSING	2,473	2,005
Avg. Per Game	206.1	167.1
Sacked/Yards Lost	20/109	45/294
Gross Yards	2,582	2,299
Attempts/Completions	387/230	396/227
Completion Pct.	59.4%	57.3%
Had Intercepted	8	16
PUNTS/AVERAGE	65/44.1	73/45.8
NET PUNTING AVG.	39.6	41.1
PENALTIES/YARDS	79/694	82/767
FUMBLES/BALL LOST	18/7	22/11
TOUCHDOWNS	33	18
Rushing	12	6
Passing	14	10
Returns	7	2

STATISTIC	SEA	OPP
TOTAL FIRST DOWNS	243	237
Rushing	62	59
Passing	157	141
Penalty	24	37
3rd Down: Made/Att	68/166	65/167
3rd Down Pct.	41.0%	38.9%
4th Down: Made/Att	4/7	5/11
4th Down Pct.	57.1%	45.5%
POSSESSION AVG.	30:20	29:40
TOTAL NET YARDS	4,304	3,854
Avg. Per Game	358.7	321.2
Total Plays	788	775
Avg. Per Play	5.5	5.0
NET YARDS RUSHING	1,233	1,180
Avg. Per Game	102.8	98.3
Total Rushes	316	307
NET YARDS PASSING	3,071	2,674
Avg. Per Game	255.9	222.8
Sacked/Yards Lost	28/181	32/224
Gross Yards	3,252	2,898
Attempts/Completions	444/277	436/256
Completion Pct.	62.4%	58.7%
Had Intercepted	9	10
PUNTS/AVERAGE	64/44.7	67/44.1
NET PUNTING AVG.	40.3	41.0
PENALTIES/YARDS	114/967	81/705
FUMBLES/BALL LOST	12/3	17/9
TOUCHDOWNS	33	24
Rushing	4	9
Passing	26	14
Returns	3	1

2017 OFFENSIVE LEADERS		
Category	Player	Total
Scoring	Josh Lambo	49
Pass Completions	Blake Bortles	229
Pass Attempts	Blake Bortles	383
Completion Pct.	Blake Bortles	59.8%
Passing Yards	Blake Bortles	2,534
Passing TDs	Blake Bortles	14
Passing INTs	Blake Bortles	8
Passer Rating	Blake Bortles	83.2
Yards Per Attempt	Blake Bortles	6.7
Rushes	Leonard Fournette	207
Rushing Yards	Leonard Fournette	822
Rushing Avg.	Leonard Fournette	4.0
Rushing TDs	Leonard Fournette	7
Receptions	Marqise Lee	51
Receiving Yards	Marqise Lee	637
Reception Avg.	Marqise Lee	12.5
Receiving TDs	Mercedes Lewis	5

2017 OFFENSIVE LEADERS		
Category	Player	Total
Scoring	Blair Walsh	84
Pass Completions	Russell Wilson	276
Pass Attempts	Russell Wilson	442
Completion Pct.	Russell Wilson	62.4%
Passing Yards	Russell Wilson	3,256
Passing TDs	Russell Wilson	26
Passing INTs	Russell Wilson	8
Passer Rating	Russell Wilson	96.9
Yards Per Attempt	Russell Wilson	7.4
Rushes	Russell Wilson	71
Rushing Yards	Russell Wilson	432
Rushing Avg.	Russell Wilson	6.1
Rushing TDs	Russell Wilson	3
Receptions	Doug Baldwin	63
Receiving Yards	Doug Baldwin	782
Reception Avg.	Doug Baldwin	12.4
Receiving TDs	Jimmy Graham	9

IN THEIR LAST MEETING



Seattle Seahawks 45, Jacksonville Jaguars 17
Sept. 22, 2013 • CenturyLink Field • Seattle, Wash.



	1	2	3	4	OT	TOTAL	FG (MADE) & MISSED
JACKSONVILLE JAGUARS	0	0	10	7	-	17	Scobee (33)
SEATTLE SEAHAWKS	7	17	14	7	-	45	Hauschka (21)

Playing their second straight game on the west coast, the Jaguars struggled early before scoring 17 second-half points in a lopsided 45-17 loss in Seattle. The Seahawks dominated from the start, scoring on four of their six first-half possessions while holding the Jaguars to five punts and an interception in their first six. Russell Wilson, who completed 14 of his first 18 pass attempts including four touchdowns, connected with tight end Zach Miller for the first two scores on passes of one and four yards. Steven Hauschka's 21-yard field goal and Wilson's 11-yard touchdown pass to Sidney Rice gave Seattle a 24-0 lead at halftime, at which time Seattle led in total yards 275 to 52 and in first downs 16 to four. Jacksonville took advantage of Wilson's lone interception in the third quarter when Paul Posluszny picked off the deflection and returned it 10 yards to the Seattle two-yard line. Maurice Jones-Drew pounded it in from there to make it 31-7. Tarvaris Jackson replaced Wilson with 3:54 remaining in the third quarter and he completed all three passes on his first series including a 35-yard touchdown pass to a diving Doug Baldwin at the goal line. Josh Scobee's 33-yard field goal made it 38-10 at the end of the period and each team tacked on a fourth-quarter touchdown - Jordan Todman on a three-yard run for Jacksonville and Jackson on a five-yard run for Seattle. Cecil Shorts III was a bright spot for the Jaguars with eight receptions for 143 yards, including a 59-yarder from Chad Henne, while Johnathan Cyprien had a sack and a forced fumble and Jason Babin got his second sack of the season.

Team	Q	Time	Scoring Play	Drive
SEA	1	8:04	Z. Miller 1 yd. pass from R. Willson (Hauschka kick)	7-71, 3:27
SEA	2	14:26	Z. Miller 4 yd. pass from R. Wilson (Hauschka kick)	6-40, 2:56
SEA	2	9:40	S. Hauschka 21 yd. field goal	5-44, 2:43
SEA	2	0:10	S. Rice 11 yd. pass from R. Wilson (Hauschka kick)	5-79, 0:34
SEA	3	11:41	S. Rice 23 yd. pass from R. Wilson (Hauschka kick)	3-33, 1:26
JAX	3	6:20	M. Jones-Drew 2 yd. run (Scobee kick)	2-2, 0:11
SEA	3	1:28	D. Baldwin 35 yd. pass from R. Wilson (Hauschka kick)	5-58, 2:26
JAX	3	0:06	J. Scobee 33 yd. field goal	5-65, 1:22
JAX	4	9:06	J. Todman 3 yd. run (Scobee kick)	9-52, 3:09
SEA	4	6:32	T. Jackson 5 yd. run (Hauschka kick)	5-80, 2:34

TEAM STATS

	JAX	SEA
First Downs (Run-Pass-Pen)	17 (6-10-1)	28(10-16-2)
Total Yards-Plays-Avg.	265-66-4.0	479-67-7.1
Rushing Yards-Attempts-Avg.	51-24-2.1	156-36-4.3
Net Yards Passing (Sacked-Yds)	214 (4-21)	323 (2-8)
Att-Comp-Int	38-18-2	29-21-1
Third Down Conversions (%)	4-14 (29%)	4-10 (40%)
Fourth Down Conversions (%)	1-1 (100%)	0-0 (0%)
Punts-Avg.	7-42.7	4-35.0
Fumbles-Lost	2-1	1-1
Penalties-Yards	4-45	4-24
Time of Possession	27:25	32:35

INDIVIDUAL STATS

JAGUARS							SEAHAWKS								
RUSHING	ATT	YDS	AVG	LG	TD		RUSHING	ATT	YDS	AVG	LG	TD			
M. Jones-Drew	19	43	2.3	8	1		M. Lynch	17	69	4.1	27	0			
C. Henne	2	5	2.5	5	0		C. Michael	9	37	4.1	11	0			
J. Todman	2	5	2.5	3t	1		G. Tate	2	29	14.5	20	0			
D. Robinson	2	-2	-1.0	0	0		R. Wilson	2	14	7.0	10	0			
Total	25	51	2.0	8	2		R. Turbin	3	5	1.7	5	0			
							T. Jackson	3	2	0.7	5t	1			
							Total	36	156	4.3	27	1			
PASSING	ATT	CMP	YDS	SK/YD	TD	LG	IN	RT							
C. Henne	38	18	235	3/21	0	59	2	45.4							
Total	38	18	235	3/21	0	59	2	45.4							
RECEIVING	REC	YDS	AVG	LG	TD		PASSING	ATT	CMP	YDS	SK/YD	TD	LG	IN	RT
C. Shorts	8	143	17.9	59	0		R. Wilson	21	14	202	2/8	4	30	1	117.5
S. Burton	5	42	8.4	13	0		T. Jackson	8	7	129	0/0	1	35	0	158.3
A. Sanders	2	25	12.5	20	0		Total	29	21	331	2/8	5	35	1	135.2
M. Jones-Drew	2	19	9.5	11	0		RECEIVING	REC	YDS	AVG	LG	TD			
W. Ta'ufou'u	1	6	6.0	6	0		G. Tate	5	88	17.6	30	0			
Total	18	235	13.1	59	0		S. Rice	5	79	15.8	23t	2			
							L. Wilson	5	76	15.2	35	0			
							K. Davis	2	31	15.5	23	0			
							Z. Miller	2	5	2.5	4t	2			
							D. Baldwin	1	35	35.0	35t	1			
							J. Kearse	1	17	17.0	17	0			
							Total	21	331	15.8	35	5			
INTERCEPTION: 1 (P. Posluszny)							INTERCEPTION: 2 (K. Chancellor, B. Wagner)								
SACKS: 1.0 J. Cyprien (-0 yds), 1.0 J. Babin (-8 yds)							SACKS: 1.5 C. McDonald (-10.5 yds), 1.5 M. Bennett (-10.5 yds)								
TACKLES (TOP 3): P. Posluszny 12 (5 solo), W. Blackmon 7 (4 solo), J. Cyprien 7 (3 solo), J. Evans 7 (3 solo)							TACKLES (TOP 3): B. Wagner 9 (3 solo), E. Thomas 6 (4 solo), T. McDaniel 6 (2 solo)								

SERIES HISTORY

JAGUARS ALL-TIME 300+ PASSING GAMES vs. SEATTLE SEAHAWKS

The Jaguars have posted one 300-yard passing games vs. the Seahawks in franchise history. The Jaguars have a 0-1 record in such games.

PLAYER	PERFORMANCE	DATE	RESULT
Mark Brunell.....	340 yards	Nov. 12, 2000 vs. Seattle	L, 21-28

JAGUARS ALL-TIME 100+ RUSHING GAMES vs. SEATTLE SEAHAWKS

The Jaguars have had one 100-yard rushing performance vs. the Seahawks in franchise history. The Jaguars have a 0-1 record in such games.

PLAYER	PERFORMANCE	DATE	RESULT
Fred Taylor.....	103 yards	Nov. 12, 2000 vs. Seattle	L, 21-28

JAGUARS ALL-TIME 100+ RECEIVING GAMES vs. SEATTLE SEAHAWKS

The Jaguars have posted five 100-yard receiving games vs. the Seahawks in franchise history. The Jaguars have a 2-2 record in such games.

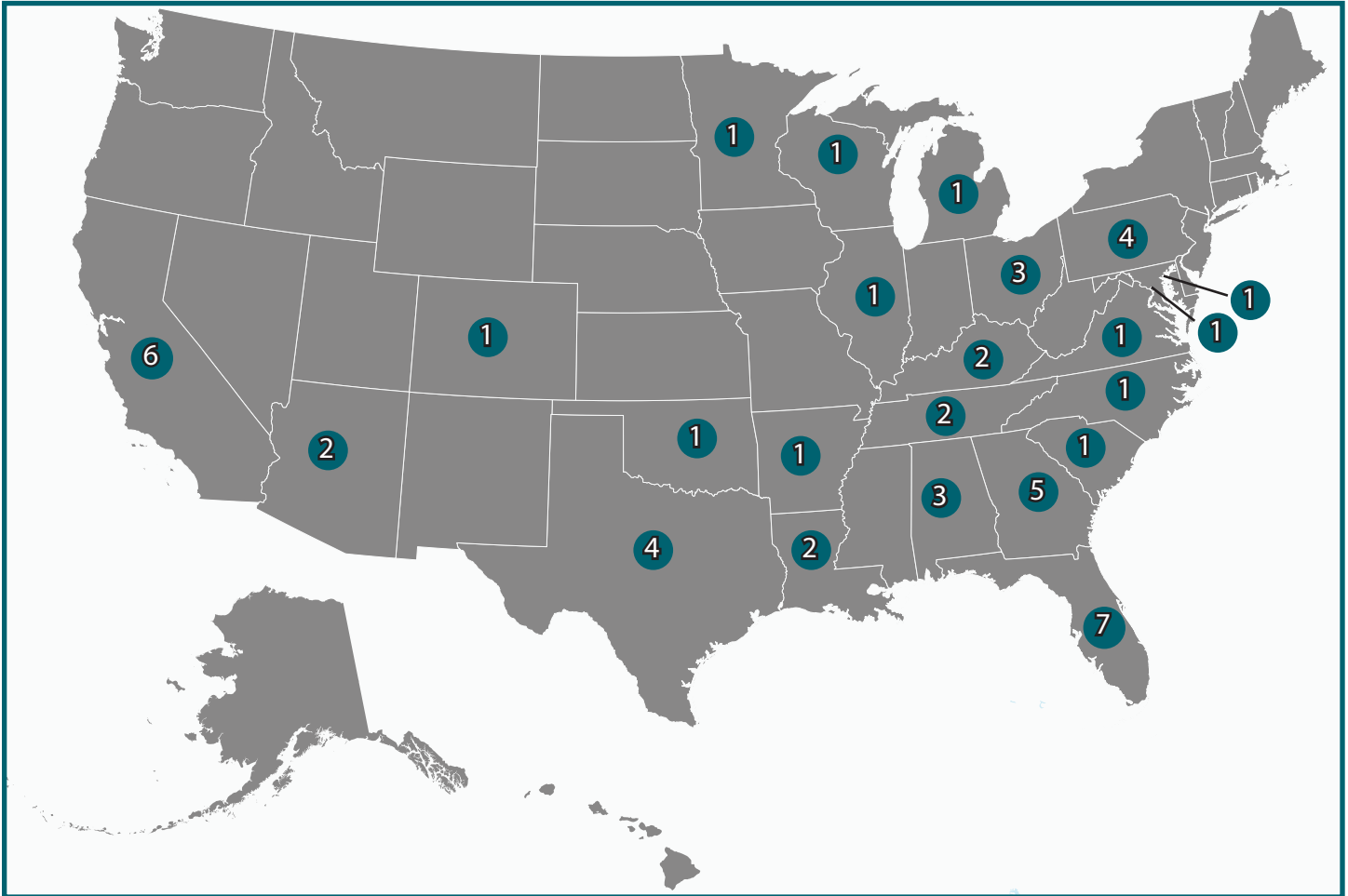
PLAYER	PERFORMANCE	DATE	RESULT
Cecil Shorts.....	143 yards	Sept. 22, 2013 at Seattle	L, 17-45
Jimmy Smith.....	130 yards	Sept. 11, 2005 vs. Seattle.....	W, 26-14
Keenan McCardell.....	156 yards	Nov. 12, 2000 vs. Seattle	L, 21-28
Jimmy Smith.....	130 yards	Nov. 12, 2000 vs. Seattle	L, 21-28
Jimmy Smith.....	124 yards	Dec. 15, 1996 vs. Seattle	W, 20-13



Former Jaguars WR **Jimmy Smith** posted three 100-yard receiving games against the Seahawks.

HOMETOWN HEROES

The Jaguars players represent 23 states and two countries. Below is a breakdown. *Not seen is Canada.



ALABAMA (3)

Marcell Dareus
Corey Grant
T.J. Yeldon

ARKANSAS (1)

Jermei Parnell

ARIZONA (2)

Myles Jack
William Poehts

CALIFORNIA (6)

Blair Brown
Malik Jackson
Marqise Lee
Mercedes Lewis
Jaydon Mickens
Peyton Thompson

COLORADO (1)

Calais Campbell

DISTRICT OF COLUMBIA (1)

Larry Pinkard

FLORIDA (7)

Tommy Bohanon
Blake Bortles
Dante Fowler Jr.
Allen Hurns
Brandon Linder
Lerentee McCray
Carroll Phillips

GEORGIA (5)

A.J. Bouye
Abry Jones
Jalen Myrick
Donald Payne
Telvin Smith

ILLINOIS (1)

James O'Shaughnessy

KENTUCKY (2)

Keelan Cole
Colin Holba

LOUISIANA (2)

Leonard Fournette
Cam Robinson

MARYLAND (1)

Yannick Ngakoue

MICHIGAN (1)

Josh Lambo

MINNESOTA (1)

Chris Reed

NORTH CAROLINA (1)

Tyler Shatley

OHIO (3)

Patrick Omameh
Dawuane Smoot
Jarrod Wilson

OKLAHOMA (1)

Aaron Colvin

PENNSYLVANIA (4)

Barry Church
Chad Henne
Ben Koyack
Paul Posluszny

SOUTH CAROLINA (1)

A.J. Cann

TENNESSEE (2)

Jalen Ramsey
Josh Walker

TEXAS (4)

Chris Ivory
Tashaun Gipson
Tyler Patmon
Dede Westbrook

VIRGINIA (1)

Josh Wells

WISCONSIN (1)

Brad Nortman

CANADA (1)

Eli Ankou

HEAD COACH DOUG MARRONE



Doug Marrone was named the sixth head coach of the Jaguars on Jan. 9, 2017 after previously serving as the team's interim head coach for the final two games of the 2016 season. Marrone was originally hired as the team's assistant head coach-offensive line coach on January 20, 2015, following a two-year stint as the head coach for the Buffalo Bills (2013-14).

In 2016, Marrone's offensive line allowed 34 sacks, 17 fewer than the previous season (51 sacks allowed) and 37 fewer than in 2014 (71 sacks allowed). The Jaguars' 34 sacks allowed were the fewest sacks allowed by the team since it yielded 31 sacks in 2007.

In his first season with the Jaguars in 2015, Marrone helped the offensive line provide protection for QB Blake Bortles, who set single-season franchise records with 355 completions, 606 pass attempts, 4,428 yards and 35 touchdowns. In addition, Marrone's squad blocked for rookie RB T.J. Yeldon, who accounted for 740 rushing yards and 279 receiving yards in 2015, becoming the first Jaguars rookie to surpass 1,000 scrimmage yards since Maurice Jones-Drew (1,377) in 2006. Yeldon also placed third among AFC RBs in 2016 with 84.9 scrimmage yards per game, trailing only LeSean McCoy and Chris Ivory.

Prior to joining the Jaguars, Marrone compiled a 15-17 mark at the Bills helm including a 9-7 mark in 2014, the team's most wins since 2004. He became only the third coach in Bills history to win 15 games in his first two seasons (Marv Levy, 19; Wade Phillips, 21). The Bills had six Pro Bowl selections during Marrone's two seasons.

The Bills had three different players with 60 receptions in 2014 for the first time in team history (Fred Jackson, 65; Sammy Watkins, 62; Robert Woods, 61) and the club produced six individual 100-yard receiving games. Watkins set team rookie records for receptions and receiving yards (982). The Bills ranked sixth in the NFL in 2014 with a plus-seven turnover differential.

In 2013, Marrone's offensive unit led the AFC and finished second in the NFL in rushing (144.2 avg.) while also leading the league with 95.5 pct. red zone efficiency mark. Rookie quarterback E.J. Manuel started 10 games and set team rookie records for passing touchdowns (11) and completions (180).

Prior to joining the Bills, Marrone spent four seasons (2009-12) as the head coach of his alma mater, Syracuse, where he led the program to a 21-17 record in the last three seasons. He guided the Orange to an 8-5 mark in 2010 and 2012 and both seasons culminated with a New Era Pinstripe Bowl championship. The Orange set several school records in 2012, including total yards (5,681), passing yards (3,619) and first downs (300). Marrone earned the American Football Coaches Association (AFCA) Region 1 Coach of the Year honors in 2011 and was a finalist for the Liberty Mutual Coach of the Year Award.

Marrone spent seven seasons in the NFL (2002-08) before becoming a collegiate head coach. From 2006-08, Marrone served as the offensive coordinator for the New Orleans Saints. He directed an offense that led the NFL in total offense (391.5 avg. in 2006; 410.7 avg. in 2008) and passing yards per game (281.4 avg. in 2006; 311.1 in 2008) in two different seasons (2006-08). The Saints' offensive line held their opponents to the fewest sacks allowed in the NFL in 2006 (16) and tied for the fewest sacks in the NFL from 2006-08 with 52 despite leading the NFL with 1,868 passing attempts during that span. Quarterback Drew Brees captured the NFL passing title in 2006 (4,418 yards) and 2008 (5,069) and became just the second passer in NFL history to eclipse 5,000 passing yards (Dan Marino, 1984).

Prior to his arrival in New Orleans, the franchise had never had a 4,000-yard passer or registered more than 5,700 yards of offense. Brees eclipsed 4,000 passing yards and the offense posted more than 5,700 yards in each of Marrone's three seasons with the Saints. The Saints established a team record with an NFL-best 6,264 yards of offense in 2006, 5,780 in 2007 (4th in the NFL) and led the NFL again in 2008 with 6,571 yards.

In Marrone's first season as an NFL offensive coordinator in 2006, left tackle Jammal Brown was voted to the All-Pro team and to the Pro Bowl in his first year at the position, while guard Jahri Evans was a unanimous All-Rookie selection. The Saints ranked fourth in the NFL in 2007 for total offense and set an NFL record for completions (440) and had franchise bests for passing first downs (222), attempts (652), touchdown passes (28) and completion percentage (67.5). In 2008, the Saints led the NFL in total offense while setting team records for points (463), total yards (6,571), net passing yards (4,977), touchdowns (57) and first downs (354).

Marrone was the offensive line coach of the New York Jets from 2002-05 and the team made two postseason appearances (2002, 2004) with him on the staff. In 2004, the Jets produced the NFL's third-best rushing offense (149.3 avg.) and Curtis Martin led the NFL with 1,697 rushing yards.

Before arriving in New York, Marrone served as tight ends/tackles coach at the University of Tennessee in 2001. He spent the 2000 season at the University of Georgia as offensive line coach after spending the previous five seasons (1995-99) at Georgia Tech where he was part of three consecutive bowl appearances. He was director of football operations for the Yellow Jackets in 1995 before coaching the tight ends in 1996 and offensive line from 1997-99.

Marrone began his coaching career in 1992 at Cortland (N.Y.) State as the school's tight ends coach before having stints as the offensive line coach at U.S. Coast Guard Academy (1993) and Northeastern University in 1994. A native of Bronx, New York, Marrone was a sixth-round draft pick of the Los Angeles Raiders in 1986 and played two years in the NFL. He played with the Miami Dolphins in 1987 and with the Saints in 1989. He also had playing stints with Pittsburgh, Dallas and Minnesota before closing his career with the NFL Europe's London Monarchs from 1991-92. Marrone was a three-year letterman at Syracuse. He returned to Syracuse and graduated in 1991 with a degree in liberal arts.

Doug and his wife, Helen, have two daughters, Madeline and Annie, and a son, Mack.

MARRONE'S TIMELINE

Team	Position	Years
Jacksonville Jaguars	Head Coach	2017
Jacksonville Jaguars	Asst. HC-Off./Off. Line Coach	2015-16*
Buffalo Bills	Head Coach	2013-14
Syracuse	Head Coach	2009-12
New Orleans Saints	Offensive Coordinator	2006-08
New York Jets	Offensive Line Coach	2002-05
Tennessee	Tight Ends/Tackles Coach	2001
Georgia	Offensive Line Coach	2000
Georgia Tech	Offensive Line Coach	1997-99
Georgia Tech	Tight Ends Coach	1996
Georgia Tech	Director of Football Operations	1995
Northeastern	Offensive Line Coach	1994
U.S. Naval Academy	Offensive Line Coach	1993
SUNY Cortland	Tight Ends Coach	1992

* Marrone was interim head coach for last two games in 2016

JAX COACHING HISTORY		
Name (Years)	W-L	W%
Doug Marrone* (2016-17)	9-5	.643
Gus Bradley (2013-16)	14-47	.230
Mike Mularkey (2012)	2-14	.125
Mel Tucker^ (2011)	2-3	.400
Jack Del Rio (2003-11)	68-71	.489
Tom Coughlin (1995-2002)	68-60	.531

* Marrone was interim head coach for last two games (1-1) in 2016
 ^ Tucker was interim head coach for last five games (2-3) in 2011

OFFENSIVE STATISTICS

OPENING DRIVE SUCCESS

In 2017, the Jaguars have scored on their opening possession in seven of the first 12 games, tying a franchise record through 12 games. Their seven opening drive scores are their most in a season since 2009 (seven) and are just one shy of the franchise record of eight in 2009, 2007 and 1997.

OPENING OFFENSIVE POSSESSION SCORES (TD or FG) IN FRANCHISE HISTORY

Year	Through 12 Games	Season Total
2017	7	7
2016	1	3
2015	3	4
2014	3	3
2013	3	4
2012	2	5
2011	2	2
2010	6	6
2009	7	8
2008	3	5
2007	5	8
2006	4	6
2005	4	6
2004	2	3
2003	1	1
2002	2	3
2001	2	4
2000	5	5
1999	5	5
1998	4	5
1997	6	8
1996	4	7
1995	5	7

Bold - Franchise Record

SCORING MARGIN MADE

Through Week 13, the Jaguars have a scoring margin of +121, the fourth-highest in the NFL. Since Head Coach **Doug Marrone** took over in Week 16 of the 2016 season, the Jaguars are +138 in point differential, third-best in the NFL over that span, trailing New England (+184) and Philadelphia (+164).

HIGHEST SCORING MARGIN, NFL, 2017

Rk.	Team	Points Margin
1.	Philadelphia	+146
2.	Los Angeles Rams	+139
3.	New England	+125
4.	Jacksonville	+121
5.	New Orleans	+110

O-LINE RISES TO THE CHALLENGE

In 2017, the Jaguars offense held Houston in Week 1, Baltimore in Week 3 and Cincinnati in Week 9 to zero sacks of QB **Blake Bortles**. In the past 10 seasons, the Jaguars have held teams to zero sacks on nine occasions. This marks the first time the Jaguars have held their opponents to zero sacks in multiple games in a single season since 2007 (Weeks 11, 14, 15).

O-LINE ALLOWS ZERO SACKS IN A GAME, 2008-PRESENT, JAGUARS HISTORY

Season	Week	Opponent
2017	9	Cincinnati
2017	3	Baltimore
2017	1	Houston
2016	11	Detroit
2015	2	Miami
2013	8	San Francisco
2010	4	Indianapolis
2009	3	Houston
2008	3	Indianapolis

THE RUNNING COMMITTEE

Through Week 13, the Jaguars are averaging 149.4 rushing yards per game, which leads the NFL. Jacksonville has not been ranked in the top five in rushing yards per game since 2010 (third) and have never finished a season ranked first in the category.

RUSHING YARDS PER GAME, 2017, NFL

Rk.	Team	Rush Yds/Gm
1.	Jacksonville	149.4
2.	Philadelphia	143.3
3.	New Orleans	142.6
4.	Dallas	138.8
5.	Carolina	127.8

SERVE AND PROTECT

In 2017, the offensive line has allowed just 20 sacks through 12 games, the fewest sacks allowed through 12 games in franchise history. The Jaguars are on pace to finish the season allowing 27 sacks, which would break the franchise record of 28 sacks allowed in 2003.

FEWEST SACKS ALLOWED THROUGH 12 GAMES IN FRANCHISE HISTORY

Year	Through 12 Games	Season Total
2017	20	20
2006	21	30
2005	24	32
2003	24	28
2016	24	34
1999	26	36
2004	27	32
2007	27	31

Bold - Franchise Record

DRIVE STREAK

In Week 7 against the Colts, the Jaguars scored on their first four possessions (two TDs, two FGs) for the first time since Week 15 of the 2001 season (FG, TD, FG, FG) against Minnesota (W, 33-3). Jacksonville's four straight scoring drives to start a game was the third-longest streak in franchise history.

LONGEST STREAKS OF SCORING DRIVES TO START A REGULAR SEASON GAME IN FRANCHISE HISTORY

Streak	Date	Opponent	Scores
7	Dec. 12, 2000	vs. ARI	FG, TD, TD, TD, FG, FG, TD
5	Oct. 31, 1999	at CIN	TD, TD, FG, TD, FG
4	Oct. 22, 2017	at IND	TD, TD, FG, FG
4	Dec. 23, 2001	at MIN	FG, TD, FG, FG

NFL GAME CHANGERS

RB **Leonard Fournette** had 20 carries for 57 yards and three receptions for 22 yards and one rushing TD in Week 12 against the Colts. Fournette is one of seven NFL players with at least 1,000 total scrimmage yards and eight TDs in 2017.

1,000-PLUS SCRIMMAGE YARDS AND AT LEAST EIGHT TDs, NFL, 2017 SEASON

Player (Team)	Rush	Rec.	Scrim. Yds	TD
Todd Gurley (LAR)	939	563	1,502	11
Alvin Kamara (N.O.)	606	614	1,220	11
Antonio Brown (PIT)	0	1,195	1,195	8
Mark Ingram (N.O.)	922	255	1,177	9
DeAndre Hopkins (HOU)	0	1,084	1,084	9
Melvin Gordon (LAC)	775	302	1,077	9
Leonard Fournette (JAX)	822	195	1,017	8

OFFENSIVE STATISTICS

FOURNETTE FINDS

Below is a breakdown of RB **Leonard Fournette**'s first 13 weeks of the season:

FOURNETTE'S GAME-BY-GAME STATISTICS

WEEK	RUSHING					RECEIVING				
	NO	YDS	AVG	LG	TD	NO	YDS	AVG	LG	TD
1 at HOU	26	100	3.8	17	1	3	24	8.0	12	0
2 vs. TEN	14	40	2.9	7	1	2	21	10.5	11	0
3 vs. BAL	17	59	3.5	15	1	3	21	7.0	10	0
4 at NYJ	24	86	3.6	11	0	4	59	14.8	28	1
5 at PIT	28	181	6.5	90t	2	1	3	3.0	3	0
6 vs. LAR	21	130	6.2	75t	1	2	8	4.0	6	0
7 at IND	Inactive (ankle injury)									
8 Bye Week										
9 vs. CIN	Inactive									
10 vs. LAC	17	33	1.9	8	0	2	13	6.5	8	0
11 at CLE	28	111	4.0	29	0	2	7	3.5	9	0
12 at ARI	12	25	2.1	8	0	3	17	5.7	7	0
13 vs. IND	20	57	2.9	24	1	3	22	7.3	11	0
Total	207	822	4.0	90t	7	25	195	7.8	28	1

POINTS BY ROOKIES

RB **Leonard Fournette** has totaled eight scrimmage TDs, accounting for 48 points. Fournette's 48 points are the fifth-most by a rookie in Jaguars history, and the third-most by a non-kicker.

MOST POINTS SCORED BY A ROOKIE IN FRANCHISE HISTORY

Rk.	Player	Year	Points
1.	Fred Taylor	1998	102
2.	Maurice Jones-Drew	2006	96
3.	Josh Scobee	2004	93
4.	Seth Marler	2003	90
5.	Leonard Fournette	2017	48
6.	Allen Hurns	2014	36

CARRIES ON CARRIES

RB **Leonard Fournette** has 207 carries on the season, which are the second-most by a rookie in Jaguars history. In the final four games of 2017, Fournette needs 57 carries (14.3 carries per game) to surpass **Fred Taylor** for the most rushing attempts in a season by a rookie in franchise history.

MOST RUSHING ATTEMPTS IN A GAME AS A ROOKIE, FRANCHISE HISTORY

Player	Date	Attempts
Fred Taylor	Dec. 6, 1998 vs. Det.	32
Leonard Fournette	Nov. 19, 2017 at Cle.	28
Leonard Fournette	Oct. 8, 2017 at Pit.	28
Fred Taylor	Nov. 8, 1998 vs. Cin.	27
Leonard Fournette	Sept. 10, 2017 at Hou.	26

MOST RUSHING ATTEMPTS IN A SEASON BY A ROOKIE, FRANCHISE HISTORY

Player	Year	Attempts
Fred Taylor	1998	264
Leonard Fournette	2017	187
T.J. Yeldon	2015	182
Maurice Jones-Drew	2006	166
James Stewart	1995	137

FIRST 1,000 MILESTONE

In Week 13, RB **Leonard Fournette** rushed 20 times for 57 yards and one TD and caught three passes for 22 yards against the Colts. In 2017, Fournette has now totaled 822 rushing yards and seven rushing TDs on 207 rushes and 195 receiving yards and one receiving TD on 25 catches. His 1,017 scrimmage yards are the fourth-most by a rookie in franchise history.

MOST SCRIMMAGE YARDS AS A ROOKIE, FRANCHISE HISTORY

Rk.	Player (Year)	Yards
1.	Fred Taylor (1998)	1,644
2.	Maurice Jones-Drew (2006)	1,377
3.	T.J. Yeldon (2015)	1,019
4.	Leonard Fournette (2017)	1,017

RISING ROOKIE RECORDS

RB **Leonard Fournette** tallied his first multi-TD game in Week 5 against the Steelers with rushing TDs of 2 and 90 yards, marking the eighth time in franchise history a rookie had multiple rushing TDs in a game. Fournette has totaled seven rushing TDs so far this season, the third-most by a rookie in franchise history.

MOST RUSHING TDs IN A SEASON AS A ROOKIE, FRANCHISE HISTORY

Player	Year	TDs
Fred Taylor	1998	14
Maurice Jones-Drew	2006	12
Leonard Fournette	2017	7
Greg Jones	2004	3

MOST RUSHING TDs IN A GAME AS A ROOKIE, FRANCHISE HISTORY

Player	Date	TDs
Fred Taylor	Nov. 15, 1998 vs. T.B.	3
Leonard Fournette	Oct. 9, 2017 at Pit.	2
Maurice Jones-Drew	Dec. 23, 2006 vs. N.E.	2
Maurice Jones-Drew	Dec. 10, 2006 vs. Ind.	2
Maurice Jones-Drew	Oct. 8, 2006 vs. NYJ	2
David Garrard	Oct. 13, 2002 at Ten.	2
Fred Taylor	Oct. 12, 1998 vs. Mia.	2
Fred Taylor	Dec. 6, 1998 vs. Det.	2

ROOKIE 100

In Week 11, RB **Leonard Fournette** recorded 28 carries for 111 rushing yards against the Cleveland Browns. His Week 11 performance marked Fournette's fourth 100-yard rushing game, tied for the most in the NFL, making him one of 15 players in NFL history to do so in his first eight career games. Fournette needs three more 100-yard games to break **Fred Taylor**'s rookie record of six 100-yard games set in 1998.

MOST 100-YARD RUSHING GAMES AS A ROOKIE, FRANCHISE HISTORY

Rk.	Player (Year)	Games
1.	Fred Taylor (1998)	6
2.	Leonard Fournette (2017)	4
3.	Maurice Jones-Drew (2006)	3
4.	T.J. Yeldon (2015)	2

TOUCHDOWN TOES

Through the first six weeks of 2017, RB **Leonard Fournette** scored a TD in every game (six rushing, one receiving), joining New England's **Robert Edwards** (1998) as the only two rookies in NFL history to score a TD in each of their team's first six games of the season, as well as the first player in franchise history to accomplish the feat.

OFFENSIVE STATISTICS

FOURNETTE'S BIG GAME IN WEEK 6

In Week 6 against the Rams, RB **Leonard Fournette** recorded 21 carries for 130 rushing yards, the fifth-most rushing yards by a rookie in franchise history. The week before against the Steelers, Fournette gained 181 rushing yards, the second-most in a game by a Jaguars rookie and tied for the fifth-most in a game in franchise history.

MOST RUSHING YARDS IN A GAME AS A ROOKIE, FRANCHISE HISTORY

Rk.	Player	Date	Rush Yds
1.	Fred Taylor	Dec. 6, 1998 vs. Det.	183
2.	Leonard Fournette	Oct. 8, 2017 at Pit.	181
3.	Maurice Jones-Drew	Dec. 10, 2006 vs. Ind.	166
4.	Maurice Jones-Drew	Dec. 24, 2006 vs. N.E.	131
5.	Leonard Fournette	Oct. 15, 2017 vs. LAR	130

MOST RUSHING YARDS IN A GAME, FRANCHISE HISTORY

Rk.	Player	Date	Rush Yds
1.	Fred Taylor	Nov. 19, 2000 at Pit.	234
2.	Fred Taylor	Dec. 21, 2003 vs. N.O.	194
3.	Maurice Jones-Drew	Dec. 5, 2010 at Ten.	186
4.	Fred Taylor	Dec. 6, 1998 vs. Det.	183
5.	Fred Taylor	Dec. 3, 2000 vs. Cle.	181
	Leonard Fournette	Oct. 9, 2017 at Pit.	181

FLEET OF FOOT

In Week 6, RB **Leonard Fournette** had a 75-yard TD run, his second-longest run from scrimmage this season and the eighth-longest in Jaguars regular season history. With rushing TDs of 90 and 75 yards in 2017, Fournette joins **Maurice Jones-Drew** (2009) as the only two players in Jaguars history to register multiple rushing TDs of 75-plus yards in a season.

LONGEST RUNS IN FRANCHISE HISTORY

Player	Date	Yards
Leonard Fournette	Oct. 9, 2017 at Pit.	90
Maurice Jones-Drew	Nov. 1, 2009 at Ten.	80
Fred Taylor	Dec. 9, 2007 vs. Car.	80
Maurice Jones-Drew	Nov. 1, 2009 at Ten.	79
Fred Taylor	Oct. 12, 1998 vs. Mia.	77
Fred Taylor	Oct. 14, 2007 vs. Hou.	76
Fred Taylor	Dec. 10, 2006 vs. Ind.	76
Leonard Fournette	Oct. 15, 2017 vs. LAR	75

Fournette's 90-yard rushing TD in Week 5 was just the fifth time since 1950 that a player has scored a rushing TD of at least 90 yards in the fourth quarter (first since G.B.'s **Ahman Green** on Dec. 28, 2003).

FOURTH QUARTER RUSHING TDs OF 90-PLUS YARDS SINCE 1950

Player (Team)	Date	Yards
Leonard Fournette (JAX)	Oct. 9, 2017 at Pit.	90
Ahman Green (G.B.)	Dec. 28, 2003 vs. Den.	98
Tony Dorsett (DAL)	Jan. 3, 1983 at Min.	99
Bob Hoernschemeyer (DET)	Nov. 23, 1950 vs. NYY	96
Jim Spavital (BAL)	Nov. 5, 1950 vs. G.B.	96

HE'S GOING, GOING, GONE!

On the Jaguars' first play from scrimmage in Week 6 against the Rams, RB **Leonard Fournette** took the opening carry 75 yards for a TD. After rushing for a 90-yard TD on his final carry in Week 5 at Pittsburgh, and scoring on a 75-yard TD on his first carry in Week 6 vs. the Los Angeles Rams, Fournette became the first player in NFL history to score rushing TDs of 75-plus yards on consecutive carries in a single season, according to ESPN Stats and Information.

RUN, ROOKIE, RUN

This season, rookie RB **Leonard Fournette** has rushed 207 times for 822 yards, including seven rushing TDs, in his first 10 games. Fournette's 822 rushing yards are the most by a Jaguars rookie through 10 career games.

MOST RUSHING YARDS THROUGH 10 CAREER GAMES IN JAGUARS HISTORY

Rk.	Player (Year)	Yards
1.	Leonard Fournette (2017)	822
2.	Fred Taylor (1998)	806
3.	T.J. Yeldon (2015)	621
4.	Maurice Jones-Drew (2006)	376
5.	James Stewart (1995)	352

GOT IT DONE IN WEEK 1

Rookie RB **Leonard Fournette** rushed for 100 yards in Week 1 against the Texans, becoming the first Jaguars rookie and just the second Jaguar to rush for at least 100 yards in a season opener.

MOST RUSHING YARDS IN WEEK 1 IN JAGUARS HISTORY

Rk.	Player (Year)	Yards
1.	James Stewart (1998)	115
2.	Leonard Fournette (2017)	100
3.	Maurice Jones-Drew (2010)	98
4.	Maurice Jones-Drew (2011)	97
	Maurice Jones-Drew (2009)	97

BORTLES MOVES INTO THIRD

QB **Blake Bortles** ranks third in Jaguars history in career pass attempts (2,089), career pass completions (1,232) and career passing yards (13,794). In 2016, Bortles broke his single-season franchise records, previously set in 2015, for pass completions (368) and pass attempts (625).

CAREER PASS ATTEMPTS, FRANCHISE HISTORY

Rk.	Player	Att.
1.	Mark Brunell	3,616
2.	David Garrard	2,281
3.	Blake Bortles	2,089
4.	Byron Leftwich	1,344

CAREER PASS COMPLETIONS, FRANCHISE HISTORY

Rk.	Player	Comp.
1.	Mark Brunell	2,184
2.	David Garrard	1,406
3.	Blake Bortles	1,232
4.	Byron Leftwich	789

CAREER PASSING YARDS, FRANCHISE HISTORY

Rk.	Player	Yards
1.	Mark Brunell	25,698
2.	David Garrard	16,003
3.	Blake Bortles	13,794
4.	Byron Leftwich	9,042

ON THE ROAD, AGAIN

Jacksonville defeated Cleveland, 19-7, in Week 11. The road victory was their fourth in six road games this season, marking just the fourth time in franchise history to accomplish the feat and the first since 2007. In 1999, Jacksonville won seven of eight road games.

OFFENSIVE STATISTICS

BLAKE THE BUILDER

In 2017, QB **Blake Bortles** has thrown for 2,553 passing yards and 14 TDs on 229 of 383 passng.

BLAKE BORTLES CAREER STATISTICS

	G/GS	ATT	CMP	YDS	SK/YD	TD	LG	IN	RT
2014	14/13	475	280	2,908	55/345	11	63t	17	69.5
2015	16/16	606	355	4,428	51/320	35	90t	18	88.2
2016	16/16	625	368	3,905	34/197	23	51t	16	78.8
2017	12/12	383	229	2,553	20/109	14	52	8	83.2
Career	58/57	2,089	1,232	13,794	160/971	83	90t	59	80.2

Single-Season Franchise Record

RED ZONE REINDEER

This season in the red zone, QB **Blake Bortles** has completed 22 of 41 passes for 140 yards, 12 TDs and zero INTs for a 100.6 passer rating, which is the eighth-best red zone passer rating in the NFL (min. 35 pass attempts).

RED ZONE PASSER RATING, NFL, 2017 (min. 35 pass attempts)

Rk.	Player	Comp-Att	Yards	TDs	INTs	Rating
1.	Carson Wentz	32-48	248	20	0	118.8
2.	Drew Brees	37-52	201	12	0	117.1
3.	Case Keenum	23-36	146	12	0	111.8
4.	Tom Brady	39-65	243	20	0	107.2
5.	Jared Goff	34-60	251	16	0	106.3
6.	Trevor Siemian	21-36	123	8	0	104.5
7.	Josh McCown	22-38	128	7	0	103.9
8.	Blake Bortles	22-41	140	12	0	100.6

BORTLES 300

In Week 13 vs. the Colts, QB **Blake Bortles** threw for 309 yards, his second 300-yard passing game this season. Overall, Bortles has produced 14 300-yard performances in his 58-game NFL career, the second-most such games by a Jaguars QB (**Mark Brunell**, 1995-2003; 22 games).

MOST 300-YARD PASSING GAMES, SINGLE-SEASON, FRANCHISE HISTORY

Rk.	Player (Year)	Games
1.	Blake Bortles (2015).....	6
	Mark Brunell (1996)	6
3.	Blake Bortles (2016).....	5
4.	Mark Brunell (2000, '99, '97) ...	3
5.	seven other occurrences.....	2

MOST CAREER 300-YARD PASSING GAMES IN FRANCHISE HISTORY

Rk.	Player (Year)	Games
1.	Mark Brunell (1995-2003)	22
2.	Blake Bortles (2014-17).....	14
3.	David Garrard (2002-10)	6
5.	Chad Henne (2012-16)	5

MAGIC IN THE AIR

QB **Blake Bortles** became the fastest player in team history to surpass 10,000 career passing yards (41 games). Below is a breakdown of the most passing yards through 58 career games by a Jaguars QB.

PASSING YARDS THROUGH 58 CAREER GAMES BY A JAGUARS QB

Rk.	Player	Years	Yards
1.	Blake Bortles	2014-17	13,794
2.	Mark Brunell	1995-98	12,896
3.	David Garrard	2002-08	9,94

PASSER RATING BESTS

QB **Blake Bortles** completed 26 of 35 passes (74.3 comp. pct.) for 309 yards and two TDs for a 119.8 passer rating in Week 13. His 119.8 passer rating marked the sixth-highest passer rating of his 58-game career. His 119.8 passer rating also marked his third game above a passer rating of 100.0 this season (128.2 vs. BAL, Sept. 24, 2017 & 124.7 at IND, Oct. 22, 2017).

BORTLES' HIGHEST PASSER RATINGS IN HIS CAREER

Date	Opponent	Passer Rating
12/06/15	Tennessee	134.5
9/24/17	Baltimore	128.2
10/11/15	Tampa Bay	125.4
10/22/17	Indianapolis	124.7
12/27/15	New Orleans	124.5
12/3/17	Indianapolis	119.8

THE RUNNING QB

Since 2014, QB **Blake Bortles** has a 6.53-yard rushing avg., the highest among all QBs in the NFL with a minimum of 150 rushing attempts. In 2017, Bortles has totaled 284 rushing yards on 44 carries (6.45 rushing avg.), including two TDs.

MOST YARDS PER CARRY BY AN ACTIVE QB, NFL, 2014-PRESENT (min. 150 attempts)

Rk.	Player	Att.	Rush Avg.
1.	Blake Bortles	210	6.53
2.	Russell Wilson	364	5.75
3.	Tyrod Taylor	263	5.47
4.	Alex Smith	229	5.20

BORTLES' SEASON BEST IN WEEK 7

In Week 7 at Indianapolis, QB **Blake Bortles** completed 18 of 26 passes for 330 yards, one TD and zero INTs for a 124.7 passer rating. Bortles' 330 passing yards were the sixth-most in his 58-game career. Bortles finished the game averaging 12.7 yards per pass attempt, the highest mark of his career and the highest mark in franchise history among players with at least three pass attempts.

MOST PASSING YARDS BY BORTLES IN HIS 58-GAME CAREER

Date	Opponent	Comp.	Att.	Pass Yds.
11/8/15	New York Jets	24	40	381
12/27/15	New Orleans	27	35	368
10/27/16	Tennessee	33	54	337
10/12/14	Tennessee	32	46	336
10/18/15	Houston	30	53	331
10/22/17	Indianapolis	18	26	330

STRONG HALF IN WEEK 7

In Week 7 at Indianapolis, QB **Blake Bortles** completed 14 of 20 passes for 282 yards and one TD in the first half for a 129.2 passer rating. His 129.2 first half passer rating marks the sixth-best passer rating in a half in his NFL career and the second time he has surpassed a passer rating of 129.0 in the first half.

BORTLES' HIGHEST PASSER RATINGS IN A HALF IN HIS CAREER

Date	Opponent	Half	Passer Rating
12/27/15	New Orleans	2	158.3
12/13/15	Indianapolis	2	146.2
9/20/15	Miami	1	145.7
12/6/15	Tennessee	2	141.3
10/11/15	Tampa Bay	2	131.7
10/22/17	Indianapolis	1	129.2
9/27/15	New England	2	128.1

OFFENSIVE STATISTICS

BORTLES BOLTS IN WEEK 12

QB **Blake Bortles** had six carries for 62 yards and two rushing TDs against Arizona. Bortles, who scored on rushing TDs of 17 yards and one yard, registered the first game of his career with multiple rushing TDs. This marks just the third time in Jaguars history that a QB recorded two rushing TDs in a game (**Quinn Gray** on Dec. 31, 2006; **David Garrard** on Oct. 13, 2002).

TDs X 4 AGAINST BALTIMORE

QB **Blake Bortles** completed 20 of 31 passes for 244 yards and four TDs vs. Baltimore in Week 3, marking his fourth career game with at least four passing TDs and just the eighth time that a Jaguars QB has achieved the feat. Bortles' four career games with four-plus passing TDs are the most in franchise history.

FOUR-PLUS PASSING TDs IN A GAME, FRANCHISE HISTORY

Rk.	Player (Date)	Passing TDs
1.	Blake Bortles (9/24/17)	4
2.	Blake Bortles (12/27/15)	4
3.	Blake Bortles (12/6/15)	5
4.	Blake Bortles (10/11/15)	4
5.	Chad Henne (11/18/12)	4
6.	David Garrard (10/31/10)	4
7.	Quinn Gray (12/30/07)	4
8.	Mark Brunell (11/29/1998)	4

OVERTIME STREAK BROKEN

The Jaguars overtime win against the Chargers in Week 10 broke a six-game overtime losing streak. Prior to Week 10, the last time the Jaguars had won an overtime game was on Oct. 18, 2009 against St. Louis (final score: 23-20). Jacksonville has played in 17 overtime games and won eight. Below is a breakdown of overtime games in franchise history:

OVERTIME GAMES IN FRANCHISE HISTORY

Date	Opponent	Final Score
Nov. 12, 2017	Los Angeles Chargers	W, 20-17
Oct. 1, 2017	at New York Jets	L, 20-23
Oct. 4, 2015	at Indianapolis	L, 13-16
Nov. 18, 2012	at Houston	L, 37-43
Oct. 21, 2012	at Oakland	L, 23-26
Sept. 9, 2012	at Minnesota	L, 23-26
Dec. 26, 2010	Washington	L, 17-20
Oct. 18, 2009	St. Louis	W, 23-20
Sept. 28, 2008	Houston	W, 30-27
Oct. 1, 2006	at Washington	L, 30-36
Oct. 16, 2005	at Pittsburgh	W, 23-17
Sept. 25, 2005	at New York Jets	W, 26-20
Nov. 14, 2004	Detroit	W, 23-17
Oct. 29, 2000	at Dallas	W, 23-17
Oct. 26, 1997	at Pittsburgh	L, 17-23
Nov. 24, 1996	at Baltimore	W, 28-25
Sept. 22, 1996	at New England	L, 25-28

KINGS OF THE NORTH

After defeating the Browns in Week 11, the Jaguars completed their sweep of AFC North opponents this season, marking the first time to sweep an entire division since 2005 (AFC North). Since the realignment in 2002, the Jaguars have twice swept an entire AFC or NFC division in a single season.

2017 AFC NORTH MATCHUPS

Date	Opponent	Final Score
Sept. 24, 2017	vs. Baltimore	W, 44-7
Oct. 8, 2017	at Pittsburgh	W, 30-9
Nov. 5, 2017	vs. Cincinnati	W, 23-7
Nov. 19, 2017	at Cleveland	W, 19-7

THIRD DOWN SUCCESS

In Week 9 against the Bengals, the Jaguars finished the game with 12 third down conversions, tied for the most in franchise history. Jacksonville finished the first half converting 9 of 11 third downs, the most third down conversions in a half since 2000. The team finished 67 percent on third down and registered its highest single-game third down percentage since Week 13 of the 2015 season against Tennessee.

MOST THIRD DOWN CONVERSIONS IN A GAME IN FRANCHISE HISTORY

Date	Opponent	3rd Downs
Nov. 5, 2017	Cincinnati	12 of 18
Nov. 14, 2004	Detroit	12 of 22
Oct. 22, 1995	Cleveland	12 of 17

TRIPLE THREAT

In Week 7 at Indianapolis, the Jaguars had a 300-yard passer (**Blake Bortles** - 330), a 100-yard rusher (**T.J. Yeldon** - 122) and a 100-yard receiver (**Allen Hurns** - 101) for the first time since Nov. 14, 2010, when **David Garrard** threw for 342 yards, **Maurice Jones-Drew** rushed for 100 yards and **Mike Thomas** had 149 receiving yards. This marks only the seventh time in Jaguars history that the team accomplished this feat.

A FOR ALLEN

WR **Allen Hurns** (14.1) ranks tied for second in Jaguars history in career yards per reception (min. 100 receptions). In Week 10 vs. LAC, Hurns totaled 70 yards on seven receptions.

MOST YARDS PER RECEPTION, FRANCHISE HISTORY (min. 100 receptions)

Rk.	Player (Year)	Avg.	Rec.	Yds.
1.	Jimmy Smith (1995-2005)	14.3	862	12,287
2.	Allen Hurns (2014-17)	14.1	186	2,587
	Allen Robinson (2014-17)	14.1	202	2,848
4.	Ernest Wilford (2004-10)	13.9	153	2,120
5.	Mike Sims-Walker (2008-11)	13.5	107	1,442

THE UNRAFTED

WR **Allen Hurns** is in his fourth season in the NFL as an undrafted player. Below is where Hurns ranks among undrafted WRs through the first four seasons in receiving yards (13th), touchdowns (ninth) and receptions (12th).

RECEIVING YARDS THROUGH FIRST FOUR SEASONS BY UDFA WRs

Rk	Player (Years)	Rec.
12.	Davone Bess (2008-11)	2,669
13.	Allen Hurns (2014-17)	2,631
14.	Jeff Chadwick (1983-86)	2,630

TOUCHDOWNS THROUGH FIRST FOUR SEASONS BY UDFA WRs

Rk	Player (Years)	Rec. TDs
8.	Oronde Gadsden (1998-2001)	22
9.	Allen Hurns (2014-17)	21
	Rod Smith (1995-98)	21

RECEPTIONS THROUGH FIRST FOUR SEASONS BY UDFA WRs

Rk	Player (Years)	Receptions
11.	Drew Pearson (1973-76)	188
12.	Allen Hurns (2014-17)	186
13.	Rod Smith (1995-98)	178

OFFENSIVE STATISTICS



LEE FINDS END ZONE IN WEEK 13

Fourth-year WR **Marqise Lee** caught a team-high seven passes for 86 yards (12.3 rec. avg.), including one TD, against the Indianapolis Colts in Week 13. The score was the eighth of his career and his third of the 2017 season, which ties his career-high that he set in 2016.



BILETNIKOFF BUDDIES

In 2017, the Jaguars selected Oklahoma WR **Dede Westbrook** in the fourth round (110th overall) of the draft. Westbrook set the OU single-season record with 17 receiving TDs in 2016 and became the Sooners' first winner of the Biletnikoff Award, given to the nation's most outstanding receiver. Westbrook joins teammate **Marqise Lee** as two of 21 college receivers who have won the prestigious award. Westbrook and Lee are one of two receiving duos in the NFL who have won the Biletnikoff Award (OAK-Amani Cooper, 2015; Michael Crabtree, 2007-08).



4 COLE'S EYEZ ONLY

Undrafted rookie WR **Keelan Cole** made three receptions for 49 yards in Week 13 vs. Indianapolis, including his first NFL TD, which was an 8-yard pass from QB **Blake Bortles**. Cole becomes the eighth undrafted rookie in franchise history to record a TD in his first season. His 322 yards on the season rank second among Jaguars' undrafted rookies, trailing teammate WR **Allen Hurns** (677).

MOST RECEIVING YARDS IN FIRST SEASON BY UDFA ROOKIE, FRANCHISE HISTORY

Rk.	Player (Year)	Rec.	Yds.	TDs
1.	Allen Hurns (2014)	51	677	6
2.	Keelan Cole (2017)	22	322	1
3.	Elvis Joseph (2001)	18	183	2
4.	Cortez Hankton (2003)	17	166	0
5.	Chastin West (2011)	13	163	2



LEWIS PLAYS 150

TE **Mercedes Lewis** (166) has appeared in the fourth-most games in Jaguars history, trailing **Brad Meester** (209), **Jimmy Smith** (171) and **Josh Scobee** (168). Lewis needs to play in three more games to pass Scobee.

CAREER GAMES PLAYED AS A JAGUAR

Rk.	Player (Years)	Games
1.	Brad Meester (2000-13)	209
2.	Jimmy Smith (1995-2005)	171
3.	Josh Scobee (2004-14)	168
4.	Mercedes Lewis (2006-17)	166

With the start against Indianapolis last Sunday, Lewis has started 152 games as a Jaguar, the second-most starts in franchise history.

CAREER GAMES STARTED AS A JAGUAR

Rk.	Player (Years)	Starts
1.	Brad Meester (2000-13)	209
2.	Mercedes Lewis (2006-17)	152
3.	Jimmy Smith (1995-2005)	150



HURNS ON THE HAUL

Fourth-year WR **Allen Hurns** led the team with five receptions for a game-high 101 yards (20.2 rec. avg.) in Week 7 at Indianapolis. His 100-yard performance in Week 7 marked Hurns' first 100-yard receiving performance since Dec. 27, 2015, when he posted 107 receiving yards at New Orleans. It also marked the eighth 100-yard game of Hurns' career.



TOP TIGHT END

Twelfth-year TE **Mercedes Lewis** ranks first in Jaguars history in receptions (370), receiving yards (4,449) and receiving TDs (33) by a TE.

MOST RECEPTIONS BY A TE, FRANCHISE HISTORY

Rk.	Player	Receptions
1.	Mercedes Lewis	370
2.	Kyle Brady	241
3.	Pete Mitchell	191

MOST RECEIVING YARDS BY A TE, FRANCHISE HISTORY

Rk.	Player	Yards
1.	Mercedes Lewis	4,449
2.	Kyle Brady	2,500
3.	Pete Mitchell	2,091

MOST RECEIVING TDs BY A TE, FRANCHISE HISTORY

Rk.	Player	TDs
1.	Mercedes Lewis	33
2.	Kyle Brady	13
3.	Damon Jones	11
	Pete Mitchell	11



TIGHT ENDS STAYING PUT

TE **Mercedes Lewis** has played in 166 career games as a Jaguar, the fourth-longest tenure among active TEs who have played their entire career with the team that drafted them.

MOST GAMES PLAYED BY A TIGHT END FOR ONE TEAM, NFL, ACTIVE PLAYERS

Rk.	Player (Team)	Games
1.	Jason Witten (DAL)	235
2.	Antonio Gates (LAC)	216
3.	Brent Celek (PHI)	171
4.	Mercedes Lewis (JAX)	166
5.	Rob Gronkowski (N.E.)	99



LUXURY MERCEDES

After posting a receiving TD against Cleveland in Week 11, TE **Mercedes Lewis** has produced 33 career receiving TDs, the second-most in franchise history, and has 370 career receptions, the third-most in franchise history.

MOST RECEIVING TDs, FRANCHISE HISTORY

Rk.	Player (Years)	Rec. TDs
1.	Jimmy Smith (1995-2005)	67
2.	Mercedes Lewis (2006-17)	33
3.	Keenan McCardell (1996-2001) ...	30

MOST RECEPTIONS, FRANCHISE HISTORY

Rk.	Player (Years)	Receptions
1.	Jimmy Smith (1995-2005)	862
2.	Keenan McCardell (1996-2001) ..	499
3.	Mercedes Lewis (2006-17)	370



YELDON HITS 100

After being inactive for the first six games of the season, RB **T.J. Yeldon** made his 2017 debut in Week 7 and rushed nine times for 122 yards (13.6 rush avg.), including a 58-yard TD. It marked Yeldon's first rushing TD since Sept. 11, 2016 against Green Bay, and his first game with over 100 yards rushing since Oct. 25, 2015 against Buffalo. It was Yeldon's third career 100-yard game and his second in Indianapolis.

OFFENSIVE STATISTICS

FRANCHISE 4000

TE **Mercedes Lewis** (4,449) joins former WRs **Jimmy Smith** (12,287 from 1995-2005) and **Keenan McCardell** (6,393 from 1996-2001) as the only players in Jaguars history to record at least 4,000 career receiving yards.

MOST RECEIVING YARDS, FRANCHISE HISTORY

Rk.	Player (Years)	Yards
1.	Jimmy Smith (1995-2005)	12,287
2.	Keenan McCardell (1996-2001)	6,393
3.	Mercedes Lewis (2006-17)	4,449

HAT TRICK FOR LEWIS

In Week 3, TE **Mercedes Lewis** caught three TD passes from QB **Blake Bortles** against Baltimore. Lewis joins WR **Allen Robinson** and former WR **Jimmy Smith** as the only players in franchise history to catch three TD passes in a single game.

MOST RECEIVING TDs IN A GAME, FRANCHISE HISTORY

Date	Opponent	Player	TDs
Sept. 24, 2017	Baltimore	Mercedes Lewis	3
Dec. 6, 2015	Tennessee	Allen Robinson	3
Sept. 10, 2000	Baltimore	Jimmy Smith	3

WEMBLEY'S WINNERS

Fourth-year WR **Allen Hurns** made three receptions for 20 yards (6.7 rec. avg.) and one TD against Baltimore at Wembley Stadium, marking his third consecutive game with a TD reception at London's Wembley Stadium. Hurns joins **Brandon Lloyd** and teammate **Mercedes Lewis** as the only players in NFL history to catch at least three TD passes at Wembley Stadium.

UNDRAFTED ROOKIES

Since the Jaguars' inaugural season in 1995, there have been 42 undrafted rookies to make the club's opening day roster. In the last 10 years, the Jaguars have had at least one undrafted rookie on the opening day roster each year.

Year	Player
2017	WR Keelan Cole
2016	S Jarrod Wilson
2015	LB Thurston Armbrister, RB Corey Grant, CB Nick Marshall
2014	WR Allen Hurns, G Tyler Shatley, OT Josh Wells
2013	DT Abry Jones, LB LaRoy Reynolds, LS Carson Tinker
2012	DB Antwon Blake, WR Kevin Elliott, LB Julian Stanford, C Mike Brewster
2011	OT Cameron Bradfield, WR Jamar Newsome, CB Kevin Rutland
2010	LB Jacob Cutrera, OT Kevin Haslam, DE Aaron Morgan
2009	LB Russell Allen, DE Julius Williams
2008	CB Brian Witherspoon, CB Isaiah Gardner

WINNING MARGIN

Jacksonville defeated Indianapolis, 27-0, in Week 7. The 27-point road margin of victory was the third-largest in team history and the third win on the road by at least 20 points this season (Pittsburgh, 29-7, Week 5; Houston, 30-9, Week 1). Week 3's 44-7 win at Wembley Stadium was a Jaguars home game.

LARGEST ROAD MARGIN OF VICTORY IN FRANCHISE HISTORY

Opponent	Date	Score	Margin
Cincinnati	Oct. 31, 1999	41-10	31
Minnesota	Dec. 23, 2001	33-3	30
Indianapolis	Oct. 22, 2017	27-0	27
Baltimore	Nov. 1, 1998	45-19	26
Detroit	Nov. 9, 2008	38-14	24
Atlanta	Nov. 7, 1999	30-7	23
Houston	Sept. 10, 2017	29-7	22
Pittsburgh	Oct. 8, 2017	30-9	21

44 POINTS

The Jaguars finished with 44 points in Week 3 against the Ravens, tied for the fifth-most in franchise history and the most since scoring a franchise-record 51 points against the Colts on Dec. 13, 2015. The Jaguars' 37-point margin of victory (44-7) against the Ravens was the fifth-largest in franchise history.

MOST POINTS IN A GAME IN FRANCHISE HISTORY

Rk.	Date	Opponent	Score
1.	12/13/15	Indianapolis	51-16
2.	12/23/07	Oakland	49-11
3.	12/3/00	Cleveland	48-0
4.	11/1/98	Baltimore	45-19
5.	9/24/17	Baltimore	44-7
	12/10/09	Indianapolis	44-17
	12/10/00	Arizona	44-10

OFFENSIVE OUTPUT

In Week 7 against the Colts, the Jaguars finished with 518 total net yards, including 188 total rushing yards and 330 total net passing yards. The Jaguars' 518 total net yards were the most in a game since posting 519 total net yards on Sept. 20, 1998 vs. Baltimore.

MOST TOTAL NET YARDS IN A GAME IN FRANCHISE HISTORY

Rk.	Date	Opponent	Total Yards
1.	Oct. 20, 1996	St. Louis	538
2.	Sept. 20, 1998	Baltimore	519
3.	Oct. 22, 2017	Indianapolis	518
4.	Nov. 21, 1999	New Orleans	494
5.	Oct. 18, 2009	St. Louis	492

LONDON CALLING

On Aug. 21, 2012, the Jaguars made history by becoming the first NFL team to commit to playing four home games at London's historic Wembley Stadium. Jaguars Owner **Shad Khan**, along with NFL Commissioner **Roger Goodell**, declared that the Jaguars would play one game each season in the United Kingdom from 2013-16. The deal has been extended through 2020.

On Sept. 24, the Jaguars defeated Baltimore, 44-7, in a Week 3 matchup at Wembley Stadium, which was the team's third consecutive win in London. The official attendance for the game was 84,592, a record for any NFL game played in the United Kingdom.

JAGUARS ALL-TIME RECORD IN LONDON (2013-17 seasons)

Date	Week	Opponent	Result	Attendance
9/24/17	3	Baltimore Ravens	W, 44-7	84,592
10/2/16	4	Indianapolis Colts	W, 30-27	83,764
10/25/15	7	Buffalo Bills	W, 34-31	84,021
11/9/14	10	Dallas Cowboys	L, 17-31	83,603
10/27/13	8	San Francisco 49ers	L, 10-42	83,559

DEFENSIVE STATISTICS

#SACKSONVILLE

In Week 13 against the Colts, the Jaguars posted four sacks of QB **Jacoby Brissett**. In 2017, the Jaguars have totaled 45 sacks, the most in the NFL.

MOST SACKS, NFL, 2017

Team	Sacks
Jacksonville	45
Pittsburgh	38
Los Angeles Rams	37
Los Angeles Chargers	35
Carolina	34

The Jaguars' 45 sacks are the second-most through the first 12 games of a season in franchise history. Jacksonville needs at least four sacks in Week 14 to have the most through 13 games in Jaguars history.

MOST SACKS THROUGH FIRST 12 GAMES OF A SEASON, JAGUARS HISTORY

Year	Sacks
1999	47
2017	45
2014	37
1997	34

PDS ALL DAY

The Jaguars had five PDs against the Colts in Week 13 and increased their season total to 66, the fourth-most in the NFL. Since Head Coach **Doug Marrone** took over in Week 16 of the 2016 season, Jacksonville has 87 PDs, tied for the most in the NFL during that span.

PASSES DEFENSED, NFL, 2017

Rk.	Team	PDS
1.	Philadelphia	75
2.	New Orleans	68
	Los Angeles Rams	68
4.	Jacksonville	66
5.	Los Angeles Chargers	65
6.	Buffalo	63

SCOREBOARD DEFENSE

With a fumble recovery for a TD by DL **Calais Campbell** in Week 12 against Arizona, the Jaguars have registered six defensive TDs this year (two INTs, four fumble recoveries), the most in the NFL. This marks the seventh year in franchise history in which the Jaguars have scored at least one INT for a TD and one fumble recovery for a TD in a single season and the first time that a Jaguars team has recorded at least two scores in each category.

DEFENSIVE TDS BY JAGUARS IN 2017

Week 1 at HOU: DE **Yannick Ngakoue** strip-sacked Texans QB **Tom Savage**, which was scooped up by DE **Dante Fowler Jr.** and returned 53 yards for a TD to give the Jaguars a 19-0 halftime lead.

Week 4 at NYJ: In the fourth quarter, LB **Myles Jack** picked up a lateral pass by Jets QB **Josh McCown** and returned in 81 yards for his first NFL TD.

Week 5 at PIT: In the third quarter, LB **Telvin Smith** intercepted Steelers QB **Ben Roethlisberger** and ran it back 28 yards for a TD. The next Pittsburgh possession, S **Barry Church** caught a pass intended for WR **Antonio Brown** and returned it for a 51-yard TD.

Week 11 at CLE: In the fourth quarter, DE **Yannick Ngakoue** posted his second strip-sack of the day of Browns QB **DeShone Kizer**, which LB **Telvin Smith** recovered in the end zone to extend the lead to 19-7.

Week 12 at ARI: In the fourth quarter, DE **Yannick Ngakoue** posted a strip-sack of Cardinals QB **Blaine Gabbert**, which was scooped up by DL **Calais Campbell** and advanced 10 yards for a TD.

TEAM TAKEAWAY

The Jaguars defense registered two takeaways (two INTs) against the Colts in Week 13. The Jaguars were able to score three points from the takeaways and have totaled 106 points from turnovers on the season, the most in the league in 2017.

MOST TAKEAWAYS, NFL, 2017

Rk.	Team	Takeaways
1.	Baltimore	29
2.	Jacksonville	27
3.	Philadelphia	22

MOST POINTS SCORED OFF TURNOVERS, NFL, 2017

Rk.	Team	Points Scored
1.	Jacksonville	106
2.	Baltimore	104
3.	Los Angeles Rams	90

WELCOME TO THE SACK PARTY

The Jaguars defense recorded 10.0 sacks against the Colts in Week 7, tying a single-game franchise record that was set in Week 1 against Houston. The following players registered sacks against the Colts in Week 7: **Yannick Ngakoue** – 2.5; **Calais Campbell** – 2.0; **Malik Jackson** – 1.5; **Dante Fowler Jr.** – 1.5; **Myles Jack** – 1.0; **Sheldon Day** – 1.0; **Eli Ankou** – 0.5.

MOST SACKS IN A GAME IN JAGUARS HISTORY

Date	Opponent	Sacks
Oct. 22, 2017	Indianapolis	10.0
Sept. 10, 2017	Houston	10.0
Nov. 7, 1999	Atlanta	9.0
Nov. 9, 2008	Detroit	7.0
Sept. 16, 2007	Atlanta	7.0

Since 1940, Jacksonville became just the third team to record at least 10 sacks in multiple games in a single season in the NFL and the first to do so through seven games.

TEAMS WITH 10-PLUS SACKS IN MULTIPLE GAMES OF A SINGLE SEASON, NFL, SINCE 1940

Team	Year	Games
Jacksonville	2017	2
Chicago	1984	2
Oakland	1967	2

INTERCEPTION PERCEPTION

In Week 13, CB **Jalen Ramsey** and S **Tashaun Gipson** intercepted passes from Colts QB **Jacoby Brissett**. The Jaguars have totaled 16 INTs this season, tied for the second-most in the NFL and sixth-most in franchise history.

MOST INTs, NFL, 2017

Rk.	Team	INTs
1.	Baltimore	20
2.	Jacksonville	16
	Philadelphia	16
4.	L.A. Chargers	15

MOST INTs IN A SEASON, FRANCHISE HISTORY

Rk.	Year	INTs
1.	2007	20
	2006	20
3.	2005	19
	1999	19
5.	2011	17
6.	2017	16
	2004	16

DEFENSIVE STATISTICS

DEFENSE IS MORE THAN HALF THE PROBLEM

In 2017, the Jaguars have held their opponents to less than 70 total net yards in a half on four occasions, including 68 total net yards by Cleveland in the first half of Week 11, 52 total net yards by Houston in the first half of Week 1, 31 total net yards by Cincinnati in the second half of Week 9 and 15 total net yards by Baltimore in the first half of Week 3.

THE FEWEST NET YARDS ALLOWED IN A HALF, JAGUARS, 2008-PRESENT

Opponent	Season	Week	Half	Total Net Yds
Baltimore	2017	3	1	15
Baltimore	2011	7	1	16
Cincinnati	2017	9	2	31
Houston	2011	12	2	47
Houston	2017	1	1	52
Denver	2016	13	2	53
Pittsburgh	2011	6	2	55
Miami	2014	8	1	56
Houston	2013	12	1	60
Buffalo	2016	12	1	63
Cleveland	2017	11	1	68

FEWEST NET YARDS

In Week 9, the Jaguars held the Bengals to 148 net yards (29 net rushing yards and 119 net passing yards), the fifth-fewest net yards allowed in Jaguars history.

FEWEST NET YARDS ALLOWED IN FRANCHISE HISTORY

Rk.	Opponent (Date)	Yds
1.	Cleveland (12/3/00)	53
2.	Tennessee (12/17/06)	98
3.	Houston (12/7/03)	124
4.	Baltimore (10/24/11)	146
5.	Cincinnati (11/5/17)	148

PICKSBURGH

The Jaguars defense registered a franchise-record five INTs, including the first-ever game with multiple INTs returned for TDs, against Pittsburgh in Week 5. OLB **Telvin Smith** had a 28-yard INT return for a TD and S **Barry Church** had a 51-yard INT return for a TD in the third quarter. In the last 10 years, the Jaguars are one of three teams to register at least five INTs in a game, including at least two INTs for a TD.

AT LEAST FIVE INTs, INCLUDING TWO PICK-SIXES, IN A GAME, NFL, 2008-PRESENT

Date	Team	Opponent	INT	INT TD
Oct. 8, 2017	Jacksonville	Pittsburgh	5	2
Oct. 1, 2012	Chicago	Dallas	5	2
Oct. 23, 2011	Kansas City	Oakland	6	2

MOST INTs IN A GAME, FRANCHISE HISTORY

Date	Opponent	INT
Oct. 8, 2017	Pittsburgh	5
Oct. 31, 2010	Dallas	4

DUVAL'S DEFENSE

Through 12 games, the Jaguars are the only team to have four players with at least 6.0 sacks each this season (DL **Calais Campbell** 12.5; DE **Yannick Ngakoue** 10.0; DE **Dante Fowler Jr.** 6.5; DL **Malik Jackson** 6.0). The Jaguars are the first team to do so since the Buffalo Bills in 2013. Jacksonville has never had four players with at least 6.0 sacks each in the team's first 12 games and the only other time Jacksonville had four players with at least 6.0 sacks each in a season was 2005 (**Rob Meier**, 6.0; **Reggie Hayward**, 8.5; **Paul Spicer**, 7.5; **Mike Peterson**, 6.0).

WATCH YOUR BACK, QB

So far this season, Jacksonville has totaled 80 QB hits, the fourth-most in the NFL. In Week 7, the Jaguars had 20 QB hits against Colts QB **Jacoby Brissett**, the most in a game in the NFL since Baltimore totaled 22 QB hits in Week 3 of the 2006 season.

MOST QB HITS, NFL, 2017

Rk.	Team	QB Hits
1.	Seattle	92
2.	Philadelphia	90
3.	Washington	81
4.	Jacksonville	80
5.	Cincinnati	79

MOST QB HITS IN A GAME, NFL, 2006-PRESENT

Rk.	Team	Date	Sacks	QB Hits
1.	Baltimore	9/24/06	7.0	22
2.	Jacksonville	10/22/17	10.0	20
3.	Denver	10/2/16	5.0	18
	Washington	9/14/14	10.0	18
	Cleveland	9/24/06	2.0	18

NO END ZONE

The Jaguars defense held the Colts without a TD in Week 7, marking the second time this season they have held a team to zero offensive TDs. The Jaguars have held opponents to zero offensive TDs in 22 games in franchise history. Below are all the games in the past 10 years in which the Jaguars held an opponent without an offensive TD.

NO OFFENSIVE TDs ALLOWED IN A GAME, 2008-PRESENT, FRANCHISE HISTORY

Date	Opponent	Score
Oct. 22, 2017	Indianapolis	27-0
Oct. 8, 2017	Pittsburgh	30-9
Dec. 13, 2015	Indianapolis	51-16
Oct. 19, 2014	Cleveland	24-6
Nov. 24, 2013	Houston	13-6
Nov. 13, 2011	Indianapolis	17-3
Dec. 5, 2010	Tennessee	17-6

QUARTERBACK PROBLEMS

In Week 3, the Jaguars defense held Ravens QB **Joe Flacco** to 8 of 18 passing, two INTs and two sacks for a 12.0 passer rating, the lowest passer rating by a quarterback with at least 15 pass attempts against the Jaguars in franchise history.

LOWEST PASSER RATING, FRANCHISE HISTORY (min. 15 pass attempts)

Rk.	Quarterback (Team)	Year	Rating
1.	Joe Flacco (BAL)	2017	12.0
2.	Steve Young (S.F.)	1999	14.3
3.	Kerry Collins (OAK)	2004	17.3
4.	JaMarcus Russell (OAK)	2007	17.4
5.	Chad Pennington (NYJ)	2005	18.6

DEFENSIVE STATISTICS



CAMPBELL SACKS FRANCHISE RECORD

In Week 13 against the Colts, DL **Calais Campbell** sacked QB **Jacoby Brissett**, increasing his season total to 12.5 sacks and he now owns the franchise's single-season sack record, which was previously held by **Tony Brackens** (12.0) set in 1999. Campbell's 12.5 sacks in 2017, tied for the third-most in the NFL and the most in his 10-year NFL career, topped his previous career high of 9.0 in 2013. Teammate **Yannick Ngakoue** is tied for seventh in the NFL with 10.0 sacks.

MOST SACKS BY A PLAYER IN A SEASON IN FRANCHISE HISTORY

Rk.	Player	Sacks
1.	Calais Campbell (2017)	12.5
2.	Tony Brackens (1999)	12.0
3.	Tony Brackens (2001)	11.0
4.	Kevin Hardy (1999)	10.5
5.	Yannick Ngakoue (2017)	10.0
	Bobby McCray (2006)	10.0
	Gary Walker (1999)	10.0

MOST SACKS BY A PLAYER, NFL, 2017

Rk.	Player	Sacks
1.	Demarcus Lawrence (DAL)	13.5
2.	Chandler Jones (ARI)	13.0
3.	Calais Campbell (JAX)	12.5
4.	Everson Griffen (MIN)	12.0
5.	Joey Bosa (LAC)	11.5
6.	Terrell Suggs (BAL)	10.5
7.	Yannick Ngakoue (JAX)	10.0
	Cameron Jordan (N.O.)	10.0



CAMPBELL'S CHUNK OF THE QBs

DL **Calais Campbell** has totaled 5.0-plus sacks in nine consecutive seasons (dating back to 2009), tied for the NFL's second-longest active streak. Campbell has 11.5 sacks this season.

MOST ACTIVE CONSECUTIVE SEASONS WITH 5.0-PLUS SACKS, NFL

Rk.	Player	Seasons
1.	Julius Peppers	10
2.	Calais Campbell	9
	Cameron Wake	9
4.	Ryan Kerrigan	7
	Von Miller	7



GLASS HALF FULL

DL **Calais Campbell** totaled 3.5 sacks in the first half of the season-opener against the Texans, the third-most sacks by a single player in a half since 2015, behind OAK's **Khalil Mack** (5.0 in Week 14, 2015) and MIA's **Cameron Wake** (4.0 in Week 6, 2015).



KEEP IT ON THE DL

Since Week 1 of the 2013 season, **Malik Jackson** (21) and **Calais Campbell** (19) rank in the top 10 in the NFL for PDs among defensive linemen.

PASSES DEFENSED BY ACTIVE DEFENSIVE LINEMAN, NFL, 2013-PRESENT

Rk.	Player	PDs
1.	Carlos Dunlap	29
2.	Jason Pierre-Paul	27
3.	Cameron Jordan	26
4.	Muhammad Wilkerson	22
5.	Malik Jackson	21
	Ndamukong Suh	21
7.	Calais Campbell	19
8.	Cameron Heyward	17



CAMPBELL'S HIT LIST

DL **Calais Campbell** has totaled 12.5 sacks as a Jaguar this year and has sacked 38 QBs over his career, including 25 that are still on active rosters. Last Sunday, Campbell sacked Indianapolis QB **Jacoby Brissett**. The most-sacked QB on Campbell's list is **Russell Wilson** (5.5), who he'll face on Sunday at 4:25 p.m. Below is a breakdown of all the QBs that Campbell has sacked in his 10-year career:

CAMPBELL'S CAREER SACKS BY QB

Sacks	Player	Team
5.5	Russell Wilson	Seattle
4.0	Alex Smith	K.C./S.F.
4.0	Sam Bradford	St. Louis
3.5	Tom Savage	Houston
3.5	Jared Goff	L.A. Rams
3.0	Jacoby Brissett	Indianapolis
3.0	Aaron Rodgers	Green Bay
3.0	Colin Kaepernick	San Francisco
2.5	Matt Hasselbeck	Seattle
2.5	Tarvaris Jackson	Seattle
2.0	Andy Dalton	Cincinnati
2.0	Matt Stafford	Detroit
2.0	Drew Brees	New Orleans
2.0	Tom Brady	New England
2.0	Blaine Gabbert	San Francisco
2.0	Austin Davis	St. Louis
2.0	Eli Manning	N.Y. Giants
2.0	Cam Newton	Carolina
1.5	Jay Cutler	Chicago
1.0	Josh McCown	N.Y. Jets
1.0	Joe Flacco	Baltimore
1.0	Kirk Cousins	Washington
1.0	Teddy Bridgewater	Minnesota
1.0	Michael Vick	Pittsburgh
1.0	Chad Henne	Jacksonville
1.0	Matt Ryan	Atlanta
1.0	Tony Romo	Dallas
1.0	Jimmy Clausen	Carolina
1.0	John Kitna	Dallas
1.0	Brett Favre	Minnesota
1.0	Keith Null	St. Louis
0.5	DeShaun Watson	Houston
0.5	Ben Roethlisberger	Pittsburgh
0.5	Nick Foles	St. Louis
0.5	Andrew Luck	Indianapolis
0.5	DeShone Kizer	Cleveland
0.5	David Garrard	Jacksonville
0.5	Vince Young	Tennessee

**bold italic* are QBs Campbell has sacked in 2017



CAMPBELL MAKING MOVES IN JAX

In his first game as a Jaguar, DL **Calais Campbell** recorded a career-high 4.0 sacks, which are a single-game franchise record for the Jaguars and the third-most on kickoff weekend in NFL history, trailing only **Derrick Thomas'** 6.0 sacks in 1998 and **William Gay's** 5.5 sacks in 1983.

MOST SACKS BY A PLAYER IN A GAME IN JAGUARS HISTORY

Player	Date	Sacks
Calais Campbell	9/10/17 at HOU	4.0
Chris Clemons	11/23/14 at IND	3.0
Paul Spicer	9/25/05 at NYJ	3.0
John Henderson	10/6/02 vs. PHI	3.0
Kelvin Prichett	10/5/97 vs. CIN	3.0

DEFENSIVE STATISTICS

JAGUARS' LEADING PAIR

DL **Calais Campbell** and DE **Yannick Ngakoue** have combined for 23.5 sacks and nine forced fumbles in 2017. The duo are two of six players this season to register at least 10.0 sacks and three forced fumbles and the only teammates to accomplish the feat. Ngakoue and Campbell are the first duo with 10-plus sacks through their team's first 12 games since the 2014 Buffalo Bills (DT **Marcell Dareus** - 10.0; DE **Mario Williams** - 12.0) and Denver Broncos (LB **DeMarcus Ware** - 10.0; LB **Von Miller** - 12.0). The pair are also the first Jaguars tandem to each register double digits through the first 12 games of the season.

AT LEAST 10.0 SACKS AND THREE FORCED FUMBLES, NFL, 2017

Player	Team	Sacks	FF
Calais Campbell	Jacksonville	12.5	3
Yannick Ngakoue	Jacksonville	10.0	6
Demarcus Lawrence	Dallas	13.5	4
Joey Bosa	L.A. Chargers	11.5	4
Everson Griffen	Minnesota	12.0	3
Terrell Suggs	Baltimore	10.5	4

CALAIS CLIMBS THE CHARTS

DL **Calais Campbell** has totaled at least 50 tackles and 5.0 sacks in each of the last seven seasons, the NFL's longest active streak, according to TruMedia. Campbell is also one of five active NFL players to record 50 tackles and 5.0-plus sacks in seven or more seasons. Already registering 11.5 sacks in 2017, Campbell needs four more tackles to accomplish this feat for the eighth consecutive season.

MOST CONSECUTIVE SEASONS WITH 5.0-PLUS SACKS & 50-PLUS TACKLES, NFL

Player	Seasons	Sacks	Tackles
Calais Campbell	7	52.0	425
Ndamukong Suh	3	19.5	186
Whitney Mercilus	3	24.5	155

TFLs IN THE NFL

DL **Calais Campbell** has totaled 12-plus tackles for loss in seven consecutive seasons (dating back to 2010), the NFL's longest active streak, during which he has totaled 108 tackles for loss. Campbell has 10 tackles for loss in 2017.

MOST CONSECUTIVE SEASONS WITH 12-PLUS TFLs, NFL

Rk.	Player (Team)	Seasons (TFLs)
1.	Calais Campbell (JAX)	7
2.	Ryan Kerrigan (WAS)	4
3.	Khalil Mack (OAK)	3
	Michael Bennett (SEA)	3

TWO IS BETTER THAN ONE

In Week 11, DE **Yannick Ngakoue** made 2.5 sacks of Browns QB **DeShone Kizer**, marking his fourth game this season with at least 1.5 sacks. Ngakoue's four multi-sack games in a single season are the most in franchise history and also rank tied for fifth in Jaguars history.

MULTIPLE SACKS IN A GAME IN FRANCHISE HISTORY

Rk.	Player	Games
1.	Tony Brackens	8
	Kevin Hardy	6
3.	Reggie Hayward	5
	Marcus Stroud	5
2.	Yannick Ngakoue	4
	John Henderson	4
	Clyde Simmons	4
	Gary Walker	4
	Joel Smeenge	4

NGAKOUE MAKING STRIDES

With 1.0 sack against Cardinals' QB **Blaine Gabbert** in Week 12, DE **Yannick Ngakoue** has totaled 18.0 sacks in his 28-game career. His 18.0 sacks through 28 career games are the most by a Jaguars player in franchise history. Teammate **Dante Fowler Jr.** has registered 10.5 career sacks, which ranks third in Jaguars history through 28 career games.

SACKS THROUGH 28 CAREER GAMES IN FRANCHISE HISTORY

Rk.	Player	Years	Sacks
1.	Yannick Ngakoue	2016-17	18.0
2.	Tony Brackens	1996-97	14.0
3.	Dante Fowler Jr.	2016-17	10.5
	Ryan Davis	2012-14	10.5

MAY THE FORCE BE WITH YOU

With one forced fumble against the Cardinals in Week 12, DE **Yannick Ngakoue** has totaled 10 forced fumbles in his 28-game career, which is the second-most career fumbles in franchise history. Ngakoue is also leading the NFL with six forced fumbles in 2017.

MOST FORCED FUMBLES IN FRANCHISE HISTORY

Player	FFs
Tony Brackens (1996-2003)	28
Yannick Ngakoue (2016-17)	10
Daryl Smith (2004-12)	9
Joel Smeenge (1995-2000)	9
Aaron Beasley (1996-2001)	8
Kevin Hardy (1996-2001)	8

NGAKOUE NEVER STOPS

DE **Yannick Ngakoue** recorded seven QB hits against Colts QB **Jacoby Brissett** in Week 7, the most by an NFL player in a game this season. Ngakoue's seven hits are the most in the NFL since Texans DE **J.J. Watt** had eight on Nov. 29, 2015.

MOST QB HITS IN A GAME, NFL, 2017

Rk.	Player	Date	QB Hits
1.	Yannick Ngakoue	10/22/17	7
2.	Adrian Clayborn	11/12/17	6
	Demarcus Lawrence	9/25/17	6
	Calais Campbell	9/10/17	6
5.	Brian Robison	10/15/17	5
	Von Miller	9/17/17	5
	Deatrich Wise	9/17/17	5
	Everson Griffen	10/29/17	5
	Cameron Wake	11/26/17	5

YANNY'S BIG DAY

DE **Yannick Ngakoue** recorded 2.5 sacks and two forced fumbles against the Browns in Week 11, marking his fourth multi-sack game of the season and his career. Ngakoue is one of five players to record at least 2.0 sacks and one forced fumble in multiple games since 2016.

2.0-PLUS SACKS & AT LEAST ONE FORCED FUMBLE IN A GAME, NFL, 2016-PRESENT

Player	Games
Vic Beasley	4
Yannick Ngakoue	3
Khalil Mack	2
Jason Pierre-Paul	2
Terrell Suggs	2

DEFENSIVE STATISTICS

THE DAREUS EFFECT

With the addition of DL **Marcell Dareus**, the Jaguars run defense has improved from 30th to 20th in the NFL and is averaging 83.0 rushing yards allowed per game in his four games with the Jaguars, compared to 138.6 rushing yards allowed per game from Week 1 through Week 7.

RUSHING YARDS ALLOWED PER GAME RANKING BREAKDOWN

Ranking Wk 1-7	Ranking Wk 8-13	Overall Ranking
30 (138.6)	T-6 (83.0)	20 (115.4)

KEEPING UP WITH JONES

Last Sunday, DL **Abry Jones** recorded three solo tackles, one forced fumble and one PD against the Colts. This season, Jones is responsible for six PDs, the second-most by a defensive lineman in the NFL.

PASSES DEFENSED BY A DEFENSIVE LINEMAN, NFL, 2017

Rk.	Player (Team)	PDs
1.	Kony Ealy (NYJ)	9
2.	Abry Jones (JAX)	6
	Chris Jones (K.C.)	6
	David Irving (DAL)	6
	Cameron Jordan (N.O.)	6

In Week 5 against the Steelers, Jones recorded five tackles (two solo), 0.5 sacks, one QB hit and three PDs, which marked a career-high in PDs and the most by a Jaguars defensive lineman since 2000. In 2017, Jones is one of two DLs to record at least three PDs in a game.

PASSES DEFENSED BY A DEFENSIVE LINEMAN IN A GAME, NFL, 2017

Rk.	Player (Team)	Date	PDs
1.	Kony Ealy (NYJ)	Oct. 1	4
2.	Abry Jones (JAX)	Oct. 8	3
3.	20 players		2

LBS GET THE INTs

With an INT in Week 11 vs. Cleveland, LB **Telvin Smith** has totaled seven career INTs, the third-most by a LB in franchise history. Teammate LB **Paul Posluszny** has the most with 11 INTs.

MOST INTs BY A LINEBACKER, FRANCHISE HISTORY

Rk.	Player (Years)	INTs
1.	Paul Posluszny (2011-17)	11
2.	Mike Peterson (2003-08)	8
3.	Telvin Smith (2014-17)	7
4.	Daryl Smith (2004-12)	6
5.	Kevin Hardy (1996-2001)	6

ALL OR NOTHING

LB **Telvin Smith** joins CAR's **Luke Kuechly** and BAL's **C.J. Mosley** as the only NFL players with 400-plus tackles and at least four FFs and FRs and five INTs since the start of 2014, according to 360 Sports Radar.

400+ TACKLES, FOUR-PLUS FORCED FUMBLES, FOUR-PLUS FUMBLE RECOVERIES & FIVE-PLUS INTs, 2014-PRESENT

Name (Team)	Tackles	Solo	Asst.	FFs	FRs	INTs
Luke Kuechly (Car.)	462	299	163	5	4	9
C.J. Mosley (Bal.)	438	287	149	5	5	8
Telvin Smith (Jax.)	428	328	100	4	5	7

TELVIN TAKEAWAY

In Week 11, LB **Telvin Smith** intercepted Browns QB **DeShone Kizer** and returned it 26 yards. Smith has registered seven career INTs, becoming one of six linebackers in the NFL to register seven-plus INTs since 2014. Out of his seven INTs, Smith has two INTs for a TD, which only seven LBs in the NFL have accomplished since 2014.

MOST INTs, NFL, LBS, 2014 - PRESENT

Rk.	Player (Team)	INTs
1.	Luke Kuechly (CAR)	9
2.	C.J. Mosley (BAL)	8
3.	Telvin Smith (JAX)	7
	Thomas Davis (CAR)	7
	Jordan Hicks (PHI)	7
	Ryan Shazier (PIT)	7

TOP OF HIS CLASS

Jaguars fourth-year LB **Telvin Smith's** 433 tackles (332 solo) through four seasons are the most by a player drafted in the fifth round or later through their first four years since 2003, according to Pro Football Reference.

MOST TACKLES THROUGH FIRST FOUR YEARS, NFL, DRAFTED FIFTH ROUND-OR-LATER, 2003-17

Rk.	Player (Year)	Total	Solo	Asst.
1.	Telvin Smith (2014-17)*	433	332	101
2.	Erik Coleman (2004-07)	373	256	117
3.	Gibril Wilson (2004-07)	360	291	69

(*still has four games left in fourth season)

Playing in his fourth NFL season, Smith has produced 433 career tackles, the second-most by a Jaguars player in his first four seasons, according to Pro Football Reference.

MOST TACKLES IN FIRST FOUR NFL SEASONS IN JAGUARS HISTORY

Rk.	Player (Years)	Total	Solo	Asst.
1.	Jonathan Cyprien (2013-16)	449	339	110
3.	Telvin Smith (2014-17)*	433	332	101
2.	Akin Ayodele (2002-05)	343	274	69
4.	Kevin Hardy (1996-99)	321	273	7

(*still has four games left in fourth season)

SMITH STANDS OUT

Since becoming a full-time starter in Week 12 of the 2014 season, LB **Telvin Smith** ranks second in the NFL with 392 tackles, trailing only SEA's **Bobby Wagner** (448).

MOST TACKLES, NFL, WEEK 12, 2014 - PRESENT

Rk.	Player (Team)	Total	Solo	Asst.
1.	Bobby Wagner (Sea.)	448	274	171
2.	Telvin Smith (Jax.)	392	303	89
3.	Preston Brown (Buf.)	387	110	177
4.	K.J. Wright (Sea.)	365	238	136

WEEK 5'S BACK-TO-BACK

In Week 5 in the third quarter vs. Pittsburgh, LB **Telvin Smith** intercepted Steelers QB **Ben Roethlisberger** and ran it back 28 yards for a TD. The next Pittsburgh possession, S **Barry Church** caught a pass intended for WR **Antonio Brown** and returned it for a 51-yard TD. This game marked the first time the Jaguars scored on defense on back-to-back possessions since Oct. 25, 2015 against Buffalo in London, when they returned a fumble for a TD and returned an INT for a TD on consecutive possessions. The two pick-sixes in one quarter by the Jaguars marks the first such occurrence in the NFL since 2015 (ARI at S.F., 9/27/15, first quarter).

DEFENSIVE STATISTICS

JAGUARS INTERCEPT

Since Week 15 of the 2016 season, LB **Telvin Smith** and CB **Jalen Ramsey** have each registered an INT in five of the last 16 games, which is tied for third-most in the NFL over that span. Ramsey and Smith are the two of three players with pick-sixes among the top six players.

MOST INTs, NFL, WEEK 15, 2016 - PRESENT

Rk.	Player (Team)	INTs	TD
1.	Micah Hyde (BUF)	7	0
2.	Kevin Byard (TEN)	6	0
3.	Telvin Smith (JAX)	5	1
	Jalen Ramsey (JAX)	5	1
	Ryan Shazier (PIT)	5	0
	Eric Weddle (BAL)	5	1

POZ RANKS SECOND

LB **Paul Posluszny** ranks second on the Jaguars all-time tackles list with 957 career tackles in 96 games (10.0 tackles per game).

MOST CAREER TACKLES IN JAGUARS HISTORY

Player	Tackles
Daryl Smith (2004-12)	1,089
Paul Posluszny (2011-17)	957
Donovin Darius (1998-2006)	858
Mike Peterson (2003-08)	837

BALANCED PLAY POZ

After recording 1.5 sacks last Sunday, LB **Paul Posluszny** (16.0-15) is one of only two active NFL players to record at least 15 sacks and 15 INTs since 2007, joining CLE's **Karlos Dansby** (26.0-15).

15+ SACKS & 15+ INTs, NFL, 2007-PRESENT

Player	Sacks	INTs
Paul Posluszny	16.0	15
Karlos Dansby.....	26.0.....	16

IT'S TACKLE TIME

Last Sunday against the Colts, LB **Paul Posluszny** posted 14 tackles (10 solo), including two for a loss, 1.5 sacks and one QB hit. Dating back to his rookie campaign in 2007, LB **Paul Posluszny** has produced 101 games with seven or more tackles, the most such games in the NFL over that span.

MOST GAMES WITH SEVEN-PLUS TACKLES, NFL, 2007-PRESENT

Rk.	Player	Games
1.	Paul Posluszny	101
2.	D'Qwell Jackson.....	97
	Karlos Dansby.....	97

SHUTOUTS

In Week 7, the Jaguars defeated the Colts, 27-0, marking the sixth shutout in franchise history and the first since Oct. 8, 2006 (vs. NYJ, 41-0). The game also marked the first shutout loss for Indianapolis in 375 regular season games (Nov. 29, 1993 vs. S.D., 0-31) and the Jaguars' only shutout on the road in 182 away games.

SHUTOUT GAMES IN FRANCHISE HISTORY

Date	Opponent	Score
Oct. 22, 2017	at Indianapolis	27-0
Oct. 8, 2006	vs. New York Jets	41-0
Sept. 18, 2006	vs. Pittsburgh	9-0
Dec. 7, 2003	vs. Houston	27-0
Dec. 3, 2000	vs. Cleveland	48-0
Sept. 17, 2000	vs. Cincinnati	13-0

SMITH SEES, TELVIN TAKES

In Week 11 at Cleveland, LB **Telvin Smith** recovered a fumble in the end zone caused by DE **Yannick Ngakoue**, marking his second defensive TD this year. Smith is one of eight players since 2014 to record an INT returned for a TD and a fumble recovery for a TD, and the only LB to do so.

AT LEAST ONE INT TD & FUMBLE RECOVERY TD IN SAME SEASON, NFL, 2014-17

Player	Year	INT TD	Fum TD
Telvin Smith	2017	1	1
Jimmy Smith	2017	1	1
Eddie Jackson	2017	1	1
Nickell Robey	2016	1	1
Dominique Rodgers-Cromartie	2015	1	1
Tyvon Branch	2015	1	1
J.J. Watt	2014	1	1
Casey Hayward	2014	1	1

SCOOP-AND-SCORE

In Week 12, DL **Calais Campbell** recovered a fumble and returned it 10 yards for a TD. Campbell's 10-yard fumble return for a TD is the team's fourth this season (Week 1 vs. HOU, 53 yards by DE **Dante Fowler Jr.**, Week 4 vs. NYJ, 81 yards by LB **Myles Jack**, Week 11 at CLE, recovered in the end zone by LB **Telvin Smith**). This marks just the second season in which the Jaguars totaled four fumble returns for a TD (2011).

LONGEST FUMBLE RETURNS FOR A TD IN FRANCHISE HISTORY

Player	Date	Yards
Aaron Beasley	Nov. 8, 1998	90
Donovin Darius	Nov. 1, 1998	83
Myles Jack	Oct. 1, 2017	81
Daryl Smith	Oct. 14, 2007	77
Ainsley Battles	Dec. 3, 2001	60
Dante Fowler Jr.	Sept. 10, 2017	53

FEWEST FIRST DOWNS

In Week 9, the Bengals had only eight first downs, which is tied for the fourth-fewest first downs allowed by Jacksonville in franchise history. This also marks the fewest first downs allowed since Dec. 17, 2006, when Tennessee totaled five first downs.

FEWEST FIRST DOWNS ALLOWED IN FRANCHISE HISTORY

Rk.	Opponent (Date)	Yds
1.	Cleveland (12/3/00)	2
2.	Tennessee (12/17/06)	5
3.	Houston (12/7/03)	7
4.	Cincinnati (11/5/17)	8
	Baltimore (11/13/05)	8
	St. Louis (10/20/96)	8

GOING TO CHURCH

S **Barry Church** recorded a game-high nine tackles in Week 12 at Arizona. Since 2010, Church has totaled 516 tackles, which ranks eighth among active safeties in the NFL over that span. Church is the only undrafted player in the top 15.

MOST TACKLES BY AN ACTIVE SAFETY, 2010-17, NFL

Rk.	Player	Games	Tackles	Draft
1.	Eric Weddle	120	696	2007 (37th)
2.	Morgan Burnett	97	658	2010 (71st)
3.	Reshad Jones	105	622	2010 (163rd)
4.	Malcolm Jenkins	116	598	2009 (14th)
5.	Earl Thomas	116	576	2010 (14th)
6.	Reggie Nelson	120	563	2007 (21st)
7.	Patrick Chung	104	559	2009 (34th)
8.	Barry Church	101	516	---
9.	Antoine Bethea	82	494	2006 (207th)
10.	Glover Quin	107	478	2009 (112th)

DEFENSIVE STATISTICS

INT IN OT

In Week 10, CB **A.J. Bouye** intercepted a pass by Chargers QB **Philip Rivers** in overtime and returned it 51 yards to set up the game-winning field goal. Bouye's INT was just the fourth INT in overtime in franchise history.

INTERCEPTIONS IN OVERTIME IN FRANCHISE HISTORY

Player	Date	Yards
A.J. Bouye	Nov. 12, 2017	51
Derek Cox	Nov. 18, 2012	16
Rashean Mathis	Oct. 16, 2005	41
Rashean Mathis	Sept. 25, 2005	5

FREE BOUYE

Among undrafted CBs in the NFL, **A.J. Bouye** ranks third with 162 tackles (139 solo) since 2014, according to SportsRadar 360.

MOST TACKLES BY AN UNDRAFTED CB, 2014-PRESENT

Rk.	Player	Games	Tackles
1.	Chris Harris Jr.	60	211
2.	Brent Grimes	56	201
3.	A.J. Bouye	48	162
4.	Antwon Blake	47	148
	Nickell Robey	59	148

PUT YOUR HANDS UP!

S **Tashaun Gipson** intercepted a pass from Colts QB **Jacoby Brissett** in Week 13. Gipson and CB **A.J. Bouye** have totaled four INTs this season, tied for fourth in the NFL. The pair each need one more INT in 2017 to have five and be tied for the fourth-most INTs in a single season (five) in franchise history. The single-season record is held by **Rashean Mathis** (eight) and was set in 2006.

MOST INTs IN THE NFL, 2017

Rk.	Player (Team)	INTs
1.	Kevin Byard (TEN)	6
2.	Eric Weddle (BAL)	5
3.	A.J. Bouye (JAX)	4
	Tashaun Gipson (JAX)	4
	Darius Slay (DET)	4
	Damarious Randall (G.B.)	4
	Tre Boston (LAC)	4
	Casey Hayward (LAC)	4
	Kendall Fuller (WAS)	4

NO FLY ZONE

Since 2013, FS **Tashaun Gipson** ranks third in the NFL among safeties with 18 INTs. Gipson recorded an INT in Week 13 against the Colts. Gipson also has two INTs for a TD over the past five seasons.

MOST INTERCEPTIONS BY A SAFETY, NFL, 2013-PRESENT

Rk.	Player	Games	INT	TD
1.	Reggie Nelson	75	19	0
	Glover Quin	76	19	2
3.	Tashaun Gipson	68	18	2
4.	Quintin Demps	62	15	0
	Earl Thomas	69	15	1

RAM-BO'S TERRITORY

According to Pro Football Focus, CB **Jalen Ramsey** has allowed 35 receptions for 377 yards with zero TDs and three INTs for a 52.7 passer rating, while CB **A.J. Bouye** has allowed 30 receptions for 377 yards and zero TDs and four INTs for a 38.0 passer rating.

JALEN RAMSEY IN 2017, ACCORDING TO PRO FOOTBALL FOCUS:

Receptions:	35
Targets:	70
Rec. Yards	371
TDs Allowed:	0
INTs:	3
Passer Rating:	52.7

A.J. BOUYE IN 2017, ACCORDING TO PRO FOOTBALL FOCUS:

Receptions:	30
Targets:	67
Rec. Yards	377
TDs Allowed:	0
INTs:	4
Passer Rating:	38.0

DYNAMIC DUO

Through 12 games this season, CBs **A.J. Bouye** and **Jalen Ramsey** have become one of the top CB duos in the NFL. The two currently have totaled 29 PDs, the second-most among DB tandems in the league.

MOST COMBINED PDs, NFL, 2017

Rk.	Players	Years	PDs
1.	Trevor Williams, Casey Hayward	LAC	30
2.	A.J. Bouye, Jalen Ramsey	JAX	29
3.	Kevin Byard, Adoree' Jackson	TEN	26
	Robert Alford, Desmond Trufant	ATL	25
	Micah Hyde, Tre'Davious White	BUF	25

...READY FOR IT?

CB **Jalen Ramsey** had two PDs in Week 13 vs. Indianapolis, increasing his season total to 16 the second-most in the NFL. Teammate and fellow CB **A.J. Bouye** has 13 PDs on the year, tied for eighth-most in the league.

MOST PASSES DEFENSED IN THE NFL, 2017

Rk.	Player (Team)	PDs
1.	Casey Hayward (LAC)	18
2.	Jalen Ramsey (JAX)	16
3.	Darius Slay (DET)	15
	Tre'Davious White (BUF)	15
	Robert Alford (ATL)	15
	Bradley Roby (DEN)	15

RAMSEY READY

In Week 13, CB **Jalen Ramsey** had two passes defended against the Colts, marking his fifth game this season with multiple passes defended. Ramsey's five games with multiple PDs are tied for the second-most in a season by a Jaguar since 2000.

AT LEAST TWO PDs IN A GAME IN A SINGLE SEASON BY A DB, FRANCHISE HISTORY, 2000-PRESENT

Player	Year	Games
Rashean Mathis	2006	6
Jalen Ramsey	2017	5
Rashean Mathis	2004	5
Davon House	2015	5
Aaron Beasley	2000	4

SPECIAL TEAMS STATISTICS

DECAMILLIS' DECOYS

In the first quarter against the Colts last Sunday, P **Brad Nortman** converted the third fake punt of the season, completing a 29-yard pass to TE **James O'Shaughnessy** to set up a Jaguars opening-drive TD. The Jaguars are 8 of 11 on fourth down attempts this season, including 3 of 3 on fake punt conversions. RB **Corey Grant** has rushed twice on fake punts, a 58-yard run against Baltimore in Week 3 and a 56-yard TD against the Los Angeles Chargers in Week 10.

TAKEN FOR GRANTED

In Week 10 vs. the Chargers, RB **Corey Grant** took a fake punt 56 yards for a TD in the first quarter. It marked Grant's second fake punt run of the season after posting a 58-yard run in Week 3 vs. Baltimore. Grant's two career runs of 50-plus yards on fourth down equals the total of all other active NFL players combined.

RUNS OF 50-PLUS YARDS ON FOURTH DOWN BY AN ACTIVE PLAYER

Player	Date	Yards	TD
Corey Grant	Nov. 12, 2017 vs. LAC	56	1
Corey Grant	Sept. 24, 2017 vs. BAL	58	0
Albert Wilson	Dec. 4, 2016 at ATL	55	1
LeSean McCoy	Nov. 21, 2010 vs. NYG	50	1

WINNER WINNER, CHICKEN DINNER

In Week 10, K **Josh Lambo** made a 34-yard FG in the fourth quarter to tie the game and made the game-winning 30-yard FG in overtime against the Chargers. Lambo's game-winning FG marked the 17th in Jaguars history and the fourth to occur in overtime. Below is a breakdown of all the game-winning FGs in franchise history:

JAGUARS ALL-TIME GAME-WINNING FGs

Name	Date	Yards	Time
Josh Lambo	Nov. 12, 2017 vs. CLE	30	OT
Jason Myers	Nov. 15, 2015 at BAL	53	0:00
Jason Myers	Sept. 20, 2015 vs. MIA	28	0:43
Josh Scobee	Nov. 30, 2014 vs. NYG	43	0:28
Josh Scobee	Oct. 3, 2010 vs. IND	59	0:00
Josh Scobee	Nov. 15, 2009 vs. NYJ	21	0:00
Josh Scobee	Oct. 18, 2009 vs. STL	36	OT
Josh Scobee	Sept. 28, 2008 vs. HOU	37	OT
Josh Scobee	Sept. 21, 2008 at IND	51	0:00
Josh Scobee	Dec. 28, 2005 vs. S.F.	32	9:41
Josh Scobee	Oct. 23, 2004 at IND	53	0:38
Mike Hollis	Nov. 26, 2000 vs. TEN	38	0:00
Mike Hollis	Dec. 13, 1999 vs. DEN	23	0:00
Mike Hollis	Nov. 14, 1999 vs. BAL	28	1:52 (3rd)
Mike Hollis	Dec. 28, 1996 at BUF	45	3:07
Mike Hollis	Nov. 24, 1996 at BAL	34	OT
Mike Hollis	Dec. 24, 1995 vs. CLE	34	0:00

LAMBO'S DEBUT

K **Josh Lambo** made FGs from 33 and 42 yards and all three PATs in his first game as a Jaguar. Lambo's nine points in Week 7 at the Colts were the most by a Jaguars kicker in his franchise debut. Lambo has now made 54 of 66 FGs (81.8 pct.), including 18 of 25 (72.0 pct.) from 40-plus yards.

MOST POINTS BY A KICKER IN JAGUARS DEBUT

Rk.	Player (Date)	FGM/FGA	XPM/XPA	Points
1.	Josh Lambo (10/22/17)	2/2	3/3	9
2.	Danny Boyd (12/8/02)	2/2	2/2	8
3.	Josh Scobee (9/12/04)	2/2	1/1	7
	John Carney (9/3/00)	2/2	1/1	7
5.	Hayden Epstein (9/8/02)	1/2	2/2	5
	Seth Marler (9/7/03)	1/2	2/2	5
	Tim Seder (10/27/02)	1/3	2/2	5
8.	Richie Cunningham (12/1/02)	2/2	1/1	4
9.	Mike Hollis (9/3/95)	1/2	0/0	3
	Jason Myers (9/13/15)	1/2	0/1	3

TOP PERCENT

K **Josh Lambo** has made 13 of 14 (92.9 pct.) FGs, including 2 of 2 (100.0 pct.) from 40-plus yards. Last Sunday, Lambo made all three field goals (30, 23, 39) and one extra point against the Colts.

JAGUARS ALL-TIME KICKERS BY YEAR

Name (Years)	Games	XPM/XPA	XP%	FGM/FGA	FG%
Josh Lambo (2017)	6	10/11	90.9	13/14	92.9
Jason Myers (2015-17)	33	62/73	84.9	57/69	82.6
Josh Scobee (2004-14)	168	317/322	98.4	235/291	80.8
John Carney (2007)	8	20/21	95.2	9/11	81.8
Seth Marler (2003)	16	30/30	100.0	20/33	60.6
Danny Boyd (2002)	4	7/7	100.0	5/5	100.0
Richie Cunningham (2002)	1	2/2	100.0	1/1	100.0
Hayden Epstein (2002)	6	13/13	100.0	5/9	55.6
Tim Seder (2002)	5	11/11	100.0	8/12	66.7
Steve Lindsey (1999-2000)	26	5/5	100.0	5/7	71.4
Mike Hollis (1995-2001)	108	239/242	98.8	175/217	80.6

SNAPPER SUBS

After LS **Matt Overton** exited the game with a shoulder injury in the third quarter of the Jaguars' Week 10 game vs. Los Angeles Chargers, OL **Tyler Shatley** took over the snapping duties on FG situations and FB **Tommy Bohanon** snapped for the remaining punts. The Jaguars tied the game at 17 on a 34-yard FG by K **Josh Lambo** with seven seconds remaining in regulation, and won the game on a 30-yard FG by Lambo with 3:17 remaining in overtime. This was Shatley's first time snapping in a game, as he never snapped in high school or college. On Nov. 14, the Jaguars signed LS **Colin Holba**.

FINDING COREY

In Week 13 against Indianapolis, RB **Corey Grant** had two kickoff returns for 46 yards, including 31-yarder. Grant is averaging 28.8 yards per return this season, the fourth-highest average among players with at least 10 kickoff returns.

HIGHEST KICKOFF RETURN YARDS AVERAGE, NFL, 2017 (min. 10 kickoff returns)

Player	KR	Avg.
Bobby Rainey (BAL)	11	30.7
Cordarrelle Patterson (OAK)	14	29.0
Dion Lewis (N.E.)	14	28.9
Corey Grant (JAX)	10	28.8
Pharoh Cooper (LAR)	26	28.7

JAY-GONE

First-year WR **Jaydon Mickens** returned a Bengals punt 63 yards for a TD in the fourth quarter of the Jaguars' Week 9 game vs. Cincinnati. The punt return TD marked the sixth career punt return TD in franchise history and the first since WR **Rashad Greene Sr.** on Dec. 13, 2015 vs. Indianapolis.

LONGEST PUNT RETURNS FOR A TD IN FRANCHISE HISTORY

Player	Date	Yards
Reggie Barlow	Sept. 13, 1998	85
Mike Thomas	Dec. 18, 2010	78
Reggie Barlow	Nov. 21, 1999	74
Rashad Greene Sr.	Dec. 13, 2015	73
Bobby Shaw	Oct. 6, 2002	69
Jaydon Mickens	Nov. 5, 2017	63

LAST TIME IT HAPPENED..



TEAM

OVERTIME GAME WON

By Jaguars — Jaguars 20, Los Angeles Chargers 17, 11/12/17
By Opponents — at New York Jets 23, Jaguars 20, 10/1/17

SHUTOUT

By Jaguars — Jaguars 27, at Indianapolis 0, 10/22/17
By Opponents — at Seattle 41, Jaguars 0, 10/11/09

SCORELESS FIRST HALF

By Jaguars — Jaguars 0, Tennessee 27, 10/27/16
(Final: Tennessee 36, Jacksonville 22)
By Opponents — Indianapolis 0, Jaguars 20, 10/22/17
(Final: Jacksonville 27, Indianapolis 0)

SCORELESS SECOND HALF

By Jaguars — Jaguars 0, Indianapolis 6, 10/4/15
(Final: Indianapolis 16, Jaguars 13)
By Opponents — Cleveland 0, Jaguars 9, 11/19/17
(Final: Jaguars 19, Cleveland 7)

400 TOTAL YARDS

By Jaguars — Jaguars vs. Indianapolis, 426, 12/3/17
By Opponents — New York Jets vs. Jaguars, 471, 10/1/17

500 TOTAL YARDS

By Jaguars — Jaguars at Indianapolis, 518 total yards, 10/22/17
By Opponents — New Orleans vs. Jaguars, 537 total yards, 12/27/15

50 POINTS SCORED

By Jaguars — Jaguars vs. Indianapolis, 51 points (51-16), 12/13/15
By Opponents — New England vs. Jaguars, 51 points (51-17), 9/27/15



OFFENSE

100 YARDS RUSHING

By Jaguars — Leonard Fournette at Cleveland (111 yards), 11/19/17
By Opponents — Todd Gurley of Los Angeles Rams (116 yards), 10/15/17

200 YARDS RUSHING

By Jaguars — Fred Taylor at Pittsburgh (234 yards), 11/19/00
By Opponents — Chris Johnson of Tennessee (228 yards), 11/1/09

300 YARDS PASSING

By Jaguars — Blake Bortles vs. Indianapolis (309 yards), 12/3/17
By Opponents — Ben Roethlisberger of Pittsburgh (312 yards), 10/8/17

400 YARDS PASSING

By Jaguars — Mark Brunell vs. St. Louis (421 yards), 9/10/00
By Opponents — Drew Brees of New Orleans (412 yards), 12/27/15

100 YARDS RECEIVING

By Jaguars — Allen Hurns at Indianapolis (101 yards), 10/22/17
By Opponents — Antonio Brown of Pittsburgh (157 yards), 10/8/17

200 YARDS RECEIVING

By Jaguars — Justin Blackmon at Houston (236 yards), 11/18/12
By Opponents — Josh Gordon of Cleveland (261 yards), 12/01/13

100 YARDS RUSHING IN A HALF

By Jaguars — Leonard Fournette at Pittsburgh (142 in 2nd half), 10/8/17
By Opponents — Bilal Powell of New York Jets (120 in 1st half), 10/1/17

TWO 100-YARD RUSHERS IN SAME GAME

By Jaguars — R. Jennings (109 yards) & M. Jones-Drew (101 yards) vs. Oakland, 12/12/10
By Opponents — None



OFFENSE

100 YARDS RECEIVING IN A HALF

By Jaguars — Allen Robinson vs. Tennessee (103 in 1st half), 12/24/16
By Opponents — Brandin Cooks of New Orleans (107 in 1st half), 12/27/15

TWO 100-YARD RECEIVERS IN SAME GAME

By Jaguars — A. Robinson (151 yards, TD) & A. Hurns (106 yards, 2 TDs) at New Orleans, 12/27/15
By Opponents — R. Matthews (115 yards) & J. Landry (110 yards) of Miami, 9/20/15

THREE TOUCHDOWNS IN A GAME

By Jaguars — Marcedes Lewis (3 receiving) vs. Baltimore, 9/24/17
By Opponents — LaGarrette Blount (3 rushing) of New England, 9/28/15

FOUR TOUCHDOWNS IN A GAME

By Jaguars — Maurice Jones-Drew (2 rushing, 2 receiving) vs. Tampa Bay, 12/11/11
By Opponents — None

30 COMPLETIONS IN A GAME

By Jaguars — Blake Bortles vs. Houston (32-of-49 passes), 11/13/16
By Opponents — Ben Roethlisberger of Pittsburgh (33-of-55 passes), 10/8/17

THREE TOUCHDOWN PASSES

By Jaguars — Blake Bortles vs. Baltimore, 9/24/17
By Opponents — Philip Rivers of San Diego, 9/18/16

FOUR TOUCHDOWN PASSES

By Jaguars — Blake Bortles vs. Baltimore, 9/24/17
By Opponents — Philip Rivers of San Diego, 9/18/16

FIVE TOUCHDOWN PASSES

By Jaguars — Blake Bortles at Tennessee, 12/6/15
By Opponents — Drew Brees of New Orleans, 12/27/15

TWO TOUCHDOWN RECEPTIONS

By Jaguars — Marcedes Lewis vs. Baltimore, 9/24/17
By Opponents — Travis Benjamin of San Diego, 9/18/16

THREE TOUCHDOWN RECEPTIONS

By Jaguars — Marcedes Lewis vs. Baltimore, 9/24/17
By Opponents — Randy Moss of New England, 12/27/09

TWO TOUCHDOWNS RUSHING

By Jaguars — Blake Bortles at Arizona, 11/26/17
By Opponents — LeSean McCoy of Buffalo, 11/27/16

THREE TOUCHDOWNS RUSHING

By Jaguars — Maurice Jones-Drew vs. St. Louis, 10/18/09
By Opponents — LeGarrette Blount of New England, 9/27/15

TD PASS BY NON-QB

By Jaguars — Marqise Lee (20 yards) vs. Tennessee, 12/24/16
By Opponents — Willie Davis (22 yards) of Tennessee Oilers, 11/16/97

LAST TIME IT HAPPENED..



DEFENSE

INTERCEPTED PASS RETURNED FOR A TOUCHDOWN

By Jaguars — Barry Church (51 yards) at Pittsburgh, 10/8/17
By Opponents — Rafael Bush of Detroit (39 yards), 11/20/16

FUMBLE RETURNED FOR A TOUCHDOWN

By Jaguars — Calais Campbell at Arizona (10 yards), 11/26/17
By Opponents — Wesley Woodyard of Tennessee (3 yards), 12/6/15

TWO FORCED FUMBLES

By Jaguars — Yannick Ngakoue at Cleveland, 11/19/17
By Opponents — John Abraham of Atlanta, 12/15/11

TWO SACKS

By Jaguars — Yannick Ngakoue (2.5) at Cleveland, 11/19/17
By Opponents — Marcell Dareus of Buffalo (2.0), 11/27/16

THREE SACKS

By Jaguars — Calais Campbell at Houston (4.0), 9/10/17
By Opponents — W. Mercilus (3.5) & J. Watt of Houston (3.0), 1/3/16

FOUR SACKS

By Jaguars — Calais Campbell at Houston (4.0), 9/10/17
By Opponents — Ryan Kerrigan of Washington (4.0), 9/14/14

ONE INTERCEPTION

By Jaguars — J. Ramsey & T. Gipson vs. Indianapolis, 12/3/17
By Opponents — Tryann Mathieu of Arizona, 11/26/17

TWO INTERCEPTIONS

By Jaguars — Tashaun Gipson at Pittsburgh, 10/8/17
By Opponents — Tre Boston of Los Angeles Chargers, 11/12/17

SAFETY

By Jaguars — Holding penalty on Dallas' K. Wilber enforced in the end zone, 11/9/14
By Opponents — J.J. Watt of Houston (Sacked QB B. Bortles in the end zone), 12/29/14

FOUR PASSES DEFENSED

By Jaguars — Jalen Ramsey at Pittsburgh, 10/8/17
By Opponents — Johnathan Joseph of Houston, 1/3/16



SPECIAL TEAMS

FIVE FIELD GOALS

By Jaguars — Josh Scobee at Buffalo, 10/10/10
By Opponents — Jeff Reed of Pittsburgh, 12/1/02 (six field goals)

55-YARD FIELD GOAL

By Jaguars — Josh Lambo vs. Cincinnati (56 yards), 11/5/17
By Opponents — Phil Dawson of Arizona (57 yards), 11/26/17

50-YARD FIELD GOAL

By Jaguars — Josh Lambo vs. Cincinnati (56 yards), 11/5/17
By Opponents — Phil Dawson of Arizona (57 yards), 11/26/17

GAME-WINNING FIELD GOAL

By Jaguars — Josh Lambo vs. Los Angeles Chargers (30 yards in OT), 11/12/17
By Opponents — Phil Dawson of Arizona (57 yards at 0:01), 11/26/17

KICKOFF RETURN FOR A TOUCHDOWN

By Jaguars — Marqise Lee at Houston (100 yards), 12/18/16
By Opponents — Pharoh Cooper of Los Angeles Rams (103 yards), 10/15/17

PUNT RETURN FOR A TOUCHDOWN

By Jaguars — Jaydon Mickens vs. Cincinnati (63 yards), 11/5/17
By Opponents — Andre Roberts of Detroit (55 yards), 11/20/16

BLOCKED FIELD GOAL ATTEMPT

By Jaguars — Tyson Alualu at New Orleans (Kai Forbath), 9/27/15
By Opponents — Linval Joseph of Minnesota (Jason Myers), 12/11/16

BLOCKED FIELD GOAL RETURNED FOR A TOUCHDOWN

By Jaguars — Chris Hudson (58 yards) vs. Pittsburgh, 9/22/97
By Opponents — Antrel Rolle of Arizona (83 yards), 9/20/09

BLOCKED PUNT RETURNED FOR A TOUCHDOWN

By Jaguars — Mike Harris (19 yards) at Tennessee, 12/30/12
By Opponents — Malcolm Brown (8 yards) of Los Angeles Rams, 10/15/17

BLOCKED PUNT

By Jaguars — Dan Skuta at Indianapolis (Pat McAfee), 1/1/17
By Opponents — Cory Littleton of Los Angeles Rams (Brad Nortman), 10/15/17

BLOCKED EXTRA POINT

By Jaguars — Tony Brackens vs. Cincinnati (Doug Pelfrey), 10/5/97
By Opponents — Corey Liuget of Los Angeles Chargers (Josh Lambo), 11/12/17

MISSED EXTRA POINT

By Jaguars — Jason Myers at Pittsburgh, 10/8/17
By Opponents — Kai Forbath of Minnesota, 12/11/16

TWO-POINT CONVERSION MADE

By Jaguars — B. Bortles pass to M. Lewis vs. Indianapolis, 12/3/17
By Opponents — B. Gabbert pass to L. Fitzgerald of Arizona, 11/26/17

TWO-POINT CONVERSION FAILED

By Jaguars — B. Nortman vs. Indianapolis (pass failed), 12/3/17
By Opponents — Joe Flacco of Baltimore (pass failed), 11/15/15

RECOVERED OWN ONSIDE KICK

By Jaguars — at Baltimore (J. Cyprien), 12/14/14
By Opponents — vs. Houston (Q. Demps), 12/27/11

2017 JAGUARS STATISTICS

JACKSONVILLE JAGUARS / WEEK 13 / THROUGH MONDAY, DECEMBER 4, 2017

WON 8, LOST 4				* RUSHING		No.	Yds	Avg	Long	TD			
09/10	W 29- 7	at Houston		71,710	Fournette	207	822	4.0	90t	7			
09/17	L 16-37	Tennessee		61,709	Ivory	89	292	3.3	19t	1			
09/24	W 44- 7	Baltimore		84,592	Bortles	44	284	6.5	28	2			
10/01	L 20-23	OT at N.Y. Jets		77,562	Yeldon	31	199	6.4	58t	1			
10/08	W 30- 9	at Pittsburgh		66,237	C. Grant	20	179	9.0	58	1			
10/15	L 17-27	L.A. Rams		56,232	Lee	1	17	17.0	17	0			
10/22	W 27- 0	at Indianapolis		63,104	Bohanon	3	3	1.0	3	0			
11/05	W 23- 7	Cincinnati		60,720	Henne	3	-3	-1.0	-1	0			
11/12	W 20-17	OT L.A. Chargers		60,835	TEAM	398	1793	4.5	90t	12			
11/19	W 19- 7	at Cleveland		57,003	OPPONENTS	310	1385	4.5	75t	6			
11/26	L 24-27	at Arizona		63,891	* RECEIVING	No.	Yds	Avg	Long	TD			
12/03	W 30-10	Indianapolis		61,207	Lee	51	637	12.5	45	3			
12/10		Seattle			Hurns	36	446	12.4	50	2			
12/17		Houston			Fournette	25	195	7.8	28	1			
12/24		at San Francisco			Cole	22	322	14.6	52	1			
12/31		at Tennessee			Ivory	21	175	8.3	29	1			
		Jax	Opp.		Lewis	19	265	13.9	37	5			
					Yeldon	18	137	7.6	16	0			
TOTAL FIRST DOWNS		242	194		Westbrook	15	154	10.3	28	0			
Rushing		76	65		O'Shaughnessy	8	95	11.9	29	0			
Passing		137	112		Bohanon	6	43	7.2	14	1			
Penalty		29	17		C. Grant	3	41	13.7	28	0			
3rd Down: Made/Att	67/176		55/164		Koyack	2	28	14.0	21	0			
3rd Down Pct.	38.1		33.5		A. Robinson	1	17	17.0	17	0			
4th Down: Made/Att	8/11		5/11		Benn	1	12	12.0	12	0			
4th Down Pct.	72.7		45.5		Mickens	1	11	11.0	11	0			
POSSESSION AVG.	32:04		27:56		McCaffrey TM	1	4	4.0	4	0			
TOTAL NET YARDS	4266		3390		TEAM	230	2582	11.2	52	14			
Avg. Per Game	355.5		282.5		OPPONENTS	227	2299	10.1	59	10			
Total Plays	805		751		* INTERCEPTIONS	No.	Yds	Avg	Long	TD			
Avg. Per Play	5.3		4.5		Gipson	4	83	20.8	67	0			
NET YARDS RUSHING	1793		1385		Bouye	4	70	17.5	51	0			
Avg. Per Game	149.4		115.4		Smith	3	56	18.7	28t	1			
Total Rushes	398		310		Ramsey	3	34	11.3	18	0			
NET YARDS PASSING	2473		2005		Church	2	51	25.5	51t	1			
Avg. Per Game	206.1		167.1		TEAM	16	294	18.4	67	2			
Sacked/Yards Lost	20/109		45/294		OPPONENTS	8	51	6.4	31	0			
Gross Yards	2582		2299		* PUNTING	No.	Yds	Avg	Net	TB	In	Lg	B
Att./Completions	387/230		396/227		Nortman	64	2866	44.8	39.6	6	22	62	1
Completion Pct.	59.4		57.3		TEAM	65	2866	44.1	39.6	6	22	62	1
Had Intercepted	8		16		OPPONENTS	73	3342	45.8	41.1	8	27	70	0
PUNTS/AVERAGE	65/44.1		73/45.8		* PUNT RETURNS	Ret	FC	Yds	Avg	Long	TD		
NET PUNTING AVG.	65/39.6		73/41.1		Mickens	15	13	164	10.9	63t	1		
PENALTIES/YARDS	79/694		82/767		Lee	5	6	13	2.6	7	0		
FUMBLES/BALL LOST	18/7		22/11		McCaffrey TM	1	4	0	0.0	0	0		
TOUCHDOWNS	33		18		Cole	0	1	0	---	---	0		
Rushing	12		6		C. Grant	0	0	6	---	---	6	0	
Passing	14		10		TEAM	21	24	183	8.7	63t	1		
Returns	7		2		OPPONENTS	20	19	172	8.6	46	0		
* SCORE BY PERIODS	Q1 Q2 Q3 Q4 OT PTS				* KICKOFF RETURNS	No.	Yds	Avg	Long	TD			
TEAM	74 70 73 79 3 299				C. Grant	10	288	28.8	68	0			
OPPONENTS	33 50 54 38 3 178				Cole	2	26	13.0	14	0			
* SCORING	TD-Ru-Pa-Rt K-PAT FG S PTS				Bohanon	1	14	14.0	14	0			
Lambo	0 0 0 0 10/11 13/14 0 49				Mickens	1	0	0.0	0	0			
Fournette	8 7 1 0 0 48				TEAM	14	328	23.4	68	0			
Myers	0 0 0 0 15/17 11/15 0 48				OPPONENTS	30	665	22.2	103t	1			
Lewis	5 0 5 0 0 32				* FIELD GOALS	1-19 20-29 30-39 40-49 50+							
Lee	3 0 3 0 0 20				Myers	0/ 0 4/ 4 2/ 3 5/ 5 0/ 3							
Bortles	2 2 0 0 0 12				Lambo	0/ 0 2/ 2 8/ 8 2/ 3 1/ 1							
Hurns	2 0 2 0 0 12				TEAM	0/ 0 6/ 6 10/11 7/ 8 1/ 4							
Ivory	2 1 1 0 0 12				OPPONENTS	0/ 0 6/ 6 2/ 2 6/ 7 3/ 3							
Smith	2 0 0 2 0 12				Myers: (42G,25G,39N,38G) (43G) (23G,45G,29G) (30G,52N,22G) (47G) (54N,41G,54N) () () () ()								
Bohanon	1 0 1 0 0 6				Lambo: () () () () () (42G,33G) (32G,56G,25G) (34G,30G) (38G,41N,39G) (43G) (30G,23G,39G)								
Campbell	1 0 0 1 0 6				OPP: () (40G,41G,26G) () (45G,45N,26G,41G) (29G,34G,20G) (56G,29G) () () (50G) () (34G,42G,48G,57G) (27G)								
Church	1 0 0 1 0 6				2-Pt Conv: Lee, Lewis, TM 2-5, OPP 1-1								
Cole	1 0 1 0 0 6												
Fowler	1 0 0 1 0 6												
C. Grant	1 1 0 0 0 6												
Jack	1 0 0 1 0 6												
Mickens	1 0 0 1 0 6												
Yeldon	1 1 0 0 0 6												
TEAM	33 12 14 7 25/28 24/29 0 299												
OPPONENTS	18 6 10 2 17/17 17/18 0 178												
SACKS: Campbell 12.5, Ngakoue 10, Fowler 6.5, Jackson 6, Jack 2, McCray 1.5, Posluszny 1.5, Church 1, Dareus LG 1, Day TM 1, Jones 1, Smith 1, Ankou 0.5, Brown 0.5, TM 45, OPP 20													
FUM/LOST: Bortles 8/3, Ivory 2/2, Mickens 2/1, Yeldon 2/1, Cole 1/0, Fournette 1/0, Lee 1/0, Westbrook 1/0													
* PASSING	Att	Cmp	Yds	Cmp%	Yds/Att	TD	TD%	Int	Int%	Long	Sack/Lost	Rating	
Bortles	383	229	2553	59.8	6.67	14	3.7	8	2.1	52	20/ 109	83.2	
Henne	2	0	0	0.0	0.00	0	0.0	0	0.0	---	0/ 0	39.6	
Lee	1	0	0	0.0	0.00	0	0.0	0	0.0	---	0/ 0	39.6	
Nortman	1	1	29	100.0	29.00	0	0.0	0	0.0	29	0/ 0	118.8	
TEAM	387	230	2582	59.4	6.67	14	3.6	8	2.1	52	20/ 109	82.9	
OPPONENTS	396	227	2299	57.3	5.81	10	2.5	16	4.0	59	45/ 294	65.6	



ROSTER INFORMATION

REGULAR SEASON WEEK 14 VS. SEATTLE SEAHAWKS

JAGUARS 2017 ALPHABETICAL ROSTER

NO	NAME	POS	HT	WT	DOB	AGE	EXP	COLLEGE	HOMETOWN	HOW ACQ
54	Ankou, Eli	DT	6-3	325	6/8/94	23	R	UCLA	Ottawa, Ontario, Can	W (Hou.)-'17
40	Bohanon, Tommy	FB	6-1	246	9/10/90	27	4	Wake Forest	Fort Myers, Fla.	FA-'17
5	Bortles, Blake	QB	6-5	236	4/28/92	25	4	Central Florida	Oviedo, Fla.	D1-'14
21	Bouye, A.J.	CB	6-0	191	8/16/91	26	5	Central Florida	Tucker, Ga.	UFA (Hou.)-'17
53	Brown, Blair	LB	6-0	238	5/27/94	23	R	Ohio	Moreno Valley, Calif.	D5-'17
93	Campbell, Calais	DL	6-8	300	9/1/86	31	10	Miami (Fla.)	Aurora, Co.	UFA (Ari.)-'17
60	Cann, A.J.	OL	6-3	315	10/23/91	26	3	South Carolina	Bamberg, S.C.	D3-'15
42	Church, Barry	S	6-2	218	2/11/88	29	8	Toledo	Pittsburgh, Pa.	UFA (Dal.)-'17
84	Cole, Keelan	WR	6-1	194	4/20/93	24	R	Kentucky Wesleyan	Louisville, Ky.	FA-'17
22	Colvin, Aaron	CB	6-0	193	10/2/91	26	4	Oklahoma	Tulsa, Okla.	D4-'14
99	Dareus, Marcell	DT	6-3	331	3/13/90	27	7	Alabama	Birmingham, Ala.	T (Buf.)-'17
27	Fournette, Leonard	RB	6-0	228	1/18/95	22	R	Louisiana State	New Orleans, La.	D1-'17
56	Fowler Jr., Dante	DE	6-3	255	8/3/94	23	3	Florida	St. Petersburg, Fla.	D1-'15
39	Gipson, Tashaun	S	5-11	212	8/7/90	27	6	Wyoming	Dallas, Texas	UFA (Cle.)-'16
30	Grant, Corey	RB	5-11	203	12/19/91	25	3	Auburn	Opelika, Ala.	FA-'15
7	Henne, Chad	QB	6-3	222	7/2/85	32	10	Michigan	Wyomissing, Pa.	UFA (Mia.)-'12
49	Holba, Colin	LS	6-4	248	7/8/94	23	R	Louisville	Louisville, Ky.	FA-'17
88	Hurns, Allen	WR	6-3	201	11/12/91	26	4	Miami (Fla.)	Miami, Fla.	FA-'14
33	Ivory, Chris	RB	6-0	223	3/22/88	29	8	Tiffin	Longview, Texas	UFA (NYJ)-'16
44	Jack, Myles	LB	6-1	244	9/3/95	22	2	UCLA	Scottsdale, Ariz.	D2-'16
97	Jackson, Malik	DL	6-5	290	1/11/90	27	6	Tennessee	Van Nuys, Calif.	UFA (Den.)-'16
95	Jones, Abry	DT	6-4	318	9/8/91	26	5	Georgia	Warner Robins, Ga.	FA-'13
83	Koyack, Ben	TE	6-5	258	4/9/93	24	2	Notre Dame	Oil City, Pa.	D7-'15
4	Lambo, Josh	K	6-0	215	11/19/90	27	3	Texas A&M	Lansing, Mich.	FA-'17
11	Lee, Marqise	WR	6-0	196	11/25/91	26	4	Southern California	Inglewood, Calif.	D2-'14
89	Lewis, Mercedes	TE	6-6	267	5/19/84	33	12	UCLA	Long Beach, Calif.	D1-'06
65	Linder, Brandon	OL	6-6	315	1/25/92	25	4	Miami (Fla.)	Southwest Ranches, Fla.	D3-'14
55	McCray, Lerentee	LB	6-3	249	8/26/90	27	5	Florida	Ocala, Fla.	UFA (Buf.)-'17
85	Mickens, Jaydon	WR	5-11	170	4/21/94	23	1	Washington	Los Angeles, Calif.	PS-'17
31	Myrick, Jalen	CB	5-11	200	2/27/95	22	R	Minnesota	Bloomington, Ga.	D7a-'17
91	Ngakoue, Yannick	DE	6-2	246	3/31/95	22	2	Maryland	Bowie, Md.	D3-'16
3	Nortman, Brad	P	6-2	214	9/12/89	28	6	Wisconsin	Brookfield, Wis.	UFA (Car.)-'16
77	Omameh, Patrick	OL	6-4	327	12/29/89	27	5	Michigan	Columbus, Ohio	FA-'16
80	O'Shaughnessy, James	TE	6-4	245	1/14/92	25	3	Illinois State	Naperville, Ill.	W (N.E.)-'17
78	Parnell, Jermey	OL	6-6	326	7/20/86	31	7	Mississippi	Blytheville, Ark.	UFA (Dal.)-'15
23	Patmon, Tyler	CB	5-10	188	1/26/91	26	3	Oklahoma State	Round Rock, Texas	FA-'17
52	Payne, Donald	LB	5-11	217	7/12/94	23	R	Stetson University	Fayetteville, Ga.	W (Bal.)-'17
59	Phillips, Carroll	DE	6-3	242	9/2/92	25	R	Illinois	Miami, Fla.	P.S. -'17
18	Pinkard, Larry	WR	6-0	196	2/25/92	25	1	Old Dominion	Washington, D.C.	P.S-'17
75	Poehls, William	OL	6-8	344	11/27/91	26	1	Montana	Chandler, Ariz.	W (Chi.)-'17
51	Posluszny, Paul	LB	6-2	232	10/10/84	33	11	Penn State	Aliquippa, Pa.	UFA (Buf.)-'11
20	Ramsey, Jalen	CB	6-1	208	10/24/94	23	2	Florida State	Smyrna, Tenn.	D1-'16
64	Reed, Chris	OL	6-5	310	7/22/92	25	2	Minnesota State	Omaha, Neb.	FA-'17
74	Robinson, Cam	OL	6-6	320	10/9/95	22	R	Alabama	Monroe, La.	D2-'17
69	Shatley, Tyler	OL	6-3	310	5/5/91	26	3	Clemson	Icard, N.C.	FA-'14
50	Smith, Telvin	LB	6-3	215	4/11/91	26	4	Florida State	Valdosta, Ga.	D5a-'14
94	Smoot, Dawuane	DE	6-3	264	3/2/95	22	R	Illinois	Groveport, Ohio	D3-'17
25	Thompson, Peyton	S	5-10	184	9/26/90	27	3	San Jose State	Sacramento, Calif.	FA-'14
73	Walker, Josh	OL	6-5	330	6/2/91	26	3	Middle Tennessee State	Spring City, Ten.	FA-'17
72	Wells, Josh	OL	6-6	306	2/14/91	26	3	James Madison	Mechanicsville, Va.	FA-'14
12	Westbrook, Dede	WR	6-0	178	11/21/93	24	R	Oklahoma	Cameron, Tex.	D4-'17
26	Wilson, Jarrod	S	6-2	210	2/9/94	23	2	Michigan	Akron, Ohio	FA-'16
24	Yeldon, T.J.	RB	6-1	223	10/2/93	24	3	Alabama	Daphne, Ala.	D2-'15

Head Coach: Doug Marrone

Assistants: Joe DeCamillis (Special Teams Coordinator), Nathaniel Hackett (Offensive Coordinator), Tom Myslinski (Strength and Conditioning Coordinator), Todd Wash (Defensive Coordinator), Mark Collins (Linebackers Coach), Joe Danna (Assistant Secondary Coach), John Donovan (Offensive Quality Control Coach), Perry Fewell (Secondary Coach), Pat Flaherty (Offensive Line Coach), Marion Hobby (Defensive Line Coach), Jess Langvardt (Strength and Conditioning Associate), Mike Mallory (Assistant Special Teams Coordinator), Keenan McCardell (Wide Receivers Coach), Ron Middleton (Tight Ends/Assistant Special Teams Coach), Scott Milanovich (Quarterbacks Coach), Eric Price (Offense-Research), Jason Rebrovich (Assistant Defensive Line Coach), Mike Rutenberg (Defensive Assistant), Cedric Scott (Assistant Strength and Conditioning Coach), Tony Sparano Jr. (Assistant Offensive Line Coach), Tyrone Wheatley (Running Backs Coach).

JAGUARS 2017 NUMERICAL ROSTER

12/5/2017

NO	NAME	POS	HT	WT	DOB	AGE	EXP	COLLEGE	HOMETOWN	HOW ACQ
3	Brad Nortman	P	6-2	214	9/12/89	28	6	Wisconsin	Brookfield, Wis.	UFA (Car.)-'16
4	Josh Lambo	K	6-0	215	11/19/90	26	3	Texas A&M	Lansing, Mich.	FA-'17
5	Blake Bortles	QB	6-5	236	4/28/92	25	4	Central Florida	Oviedo, Fla.	D1-'14
7	Chad Henne	QB	6-3	222	7/2/85	32	10	Michigan	Wyomissing, Pa.	UFA (Mia.)-'12
11	Marqise Lee	WR	6-0	196	11/25/91	26	4	Southern California	Inglewood, Calif.	D2-'14
12	Dede Westbrook	WR	6-0	178	11/21/93	24	R	Oklahoma	Cameron, Tex.	D4-'17
18	Larry Pinkard	WR	6-0	196	2/25/92	25	1	Old Dominion	Washington, D.C.	P.S-'17
20	Jalen Ramsey	CB	6-1	208	10/24/94	23	2	Florida State	Smyrna, Tenn.	D1-'16
21	A.J. Bouye	CB	6-0	191	8/16/91	26	5	Central Florida	Tucker, Ga.	UFA (Hou.)-'17
22	Aaron Colvin	CB	6-0	193	10/2/91	26	4	Oklahoma	Tulsa, Okla.	D4-'14
23	Tyler Patmon	CB	5-10	188	1/26/1991	26	3	Oklahoma State	Round Rock, Texas	FA-'17
24	T.J. Yeldon	RB	6-1	223	10/2/93	24	3	Alabama	Daphne, Ala.	D2-'15
25	Peyton Thompson	S	5-10	184	9/26/90	27	3	San Jose State	Sacramento, Calif.	FA-'14
26	Jarrod Wilson	S	6-2	210	1/23/94	23	2	Michigan	Akron, Ohio	FA-'16
27	Leonard Fournette	RB	6-0	228	1/18/95	22	R	Louisiana State	New Orleans, La.	D1-'17
30	Corey Grant	RB	5-11	203	12/19/91	25	3	Auburn	Opelika, Ala.	FA-'15
31	Jalen Myrick	CB	5-11	200	2/27/95	22	R	Minnesota	Bloomington, Ga.	D7a-'17
33	Chris Ivory	RB	6-0	223	3/22/88	29	8	Tiffin	Longview, Texas	UFA (NYJ.)-'16
39	Tashaun Gipson	S	5-11	212	8/7/90	27	6	Wyoming	Dallas, Texas	UFA (Cle.)-'16
40	Tommy Bohanon	FB	6-1	246	9/10/90	27	4	Wake Forest	Fort Myers, Fla.	FA-'17
42	Barry Church	S	6-2	218	2/11/88	29	8	Toledo	Pittsburgh, Pa.	UFA (Dal.)-'17
44	Myles Jack	LB	6-1	244	9/3/95	22	2	UCLA	Scottsdale, Ariz.	D2-'16
49	Colin Holba	LS	6-4	248	7/8/94	23	R	Louisville	Louisville, Ky.	FA-'17
50	Telvin Smith	LB	6-3	215	4/11/91	26	4	Florida State	Valdosta, Ga.	D5a-'14
51	Paul Posluszny	LB	6-2	232	10/10/84	33	11	Penn State	Aliquippa, Pa.	UFA (Buf.)-'11
52	Donald Payne	LB	5-11	217	7/12/94	23	R	Stetson University	Fayetteville, Ga.	W (Bal.)-'17
53	Blair Brown	LB	6-0	238	5/27/94	23	R	Ohio	Moreno Valley, Calif.	D5-'17
54	Eli Ankou	DT	6-3	325	6/8/94	23	R	UCLA	Ottawa, Ontario, Can	W (Hou.)-'17
55	Lerentee McCray	LB	6-3	249	8/26/90	27	5	Florida	Ocala, Fl.	UFA (Buf.)-'17
56	Dante Fowler Jr.	DE	6-3	255	8/3/94	23	3	Florida	St. Petersburg, Fla.	D1-'15
59	Carroll Phillips	DE	6-3	242	9/2/92	25	R	Illinois	Miami, Fla.	P.S. -'17
60	A.J. Cann	OL	6-3	325	10/23/91	26	3	South Carolina	Bamberg, S.C.	D3-'15
64	Chris Reed	OL	6-5	310	7/22/92	25	2	Minnesota State	Omaha, Neb.	FA-'17
65	Brandon Linder	OL	6-6	315	1/25/92	25	4	Miami (Fla.)	Southwest Ranches, Fla.	D3-'14
69	Tyler Shatley	OL	6-3	310	5/5/91	26	3	Clemson	Icard, N.C.	FA-'14
72	Josh Wells	OL	6-6	306	2/14/91	26	3	James Madison	Mechanicsville, Va.	FA-'14
73	Josh Walker	OL	6-5	330	6/2/91	26	3	Middle Tennessee State	Spring City, Ten.	FA-'17
74	Cam Robinson	OL	6-6	320	10/9/95	22	R	Alabama	Monroe, La.	D2-'17
75	William Poehls	OL	6-8	344	11/27/91	26	1	Montana	Chandler, Ariz.	W (Chi.)-'17
77	Patrick Omahneh	OL	6-4	327	12/29/89	27	5	Michigan	Columbus, Ohio	FA-'16
78	Jermey Parnell	OL	6-6	326	7/20/86	31	7	Mississippi	Blytheville, Ark.	UFA (Dal.)-'15
80	James O'Shaughnessy	TE	6-4	245	1/14/1992	25	3	Illinois State	Naperville, Ill.	W (N.E.)-'17
83	Ben Koyack	TE	6-5	258	4/9/93	24	2	Notre Dame	Oil City, Pa.	D7-'15
84	Keelan Cole	WR	6-1	194	4/20/93	24	R	Kentucky Wesleyan	Louisville, Ky.	FA-'17
85	Jaydon Mickens	WR	5-11	170	4/21/94	23	1	Washington	Los Angeles, Calif.	PS-'17
88	Allen Hurns	WR	6-3	201	11/12/91	26	4	Miami (Fla.)	Miami, Fla.	FA-'14
89	Mercedes Lewis	TE	6-6	267	5/19/84	33	12	UCLA	Long Beach, Calif.	D1-'06
91	Yannick Ngakoue	DE	6-2	246	3/31/95	22	2	Maryland	Bowie, Md.	D3-'16
93	Calais Campbell	DL	6-8	300	9/1/86	31	10	Miami (Fla.)	Aurora, Co.	UFA (Ari.)-'17
94	Dawuane Smoot	DE	6-3	264	3/2/95	22	R	Illinois	Groveport, Ohio	D3-'17
95	Abry Jones	DT	6-4	318	9/8/91	26	5	Georgia	Warner Robins, Ga.	FA-'13
97	Malik Jackson	DL	6-5	290	1/11/90	27	6	Tennessee	Van Nuys, Calif.	UFA (Den.)-'16
99	Marcell Dareus	DT	6-3	331	3/13/90	27	7	Alabama	Birmingham, Ala.	T (Buf.)-'17
Practice Squad										
10	Jaelen Strong	WR	6-2	220	1/25/94	23	3	Arizona State	Philadelphia, Pa.	P.S. -'17
19	Montay Crockett	WR	6-0	180	12/11/93	23	R	Georgia Southern	Rock Hill, S.C.	P.S. -'17
29	Sammy Seamster	CB	6-1	201	2/5/91	26	2	Middle Tennessee State	Ooltewah, Ten.	P.S. -'17
34	Charlie Miller	S	6-1	190	5/15/94	23	R	Dartmouth	Shoreview, Minn.	P.S. -'17
38	Brandon Wilds	RB	6-0	220	7/22/93	24	1	South Carolina	Chapin, S.C.	P.S.-'17
57	Brooks Ellis	LB	6-2	245	1/15/95	22	R	Arkansas	Fayetteville, Ark.	P.S.-'17
70	Brandon Thomas	OL	6-3	317	2/18/91	26	2	Clemson	Spartanburg, S.C.	P.S.-'17
79	Hunter Dimick	DE	6-3	268	10/29/93	24	R	Utah	Syracuse, Utah	P.S. -'17
86	David Grinnage	TE	6-5	265	2/24/94	23	1	North Carolina State	Newark, De.	P.S. -'17
90	Darius Kilgo	DT	6-3	319	12/14/91	25	3	Maryland	Washington, D.C.	P.S. -'17

JAGUARS BY EXPERIENCE

NO	NAME	POS	HT	WT	DOB	AGE	EXP	COLLEGE	HOMETOWN
12th Year (1)									
89	Lewis, Marcedes	TE	6-6	280	5/19/84	33	12	UCLA	Long Beach, Calif.
11th Year (1)									
51	Posluszny, Paul	LB	6-2	232	10/10/84	33	11	Penn State	Aliquippa, Pa.
10th Year (2)									
93	Campbell, Calais	DL	6-8	300	9/1/86	31	10	Miami (Fla.)	Aurora, Co.
7	Henne, Chad	QB	6-3	222	7/2/85	32	10	Michigan	Wyomissing, Pa.
8th Year (2)									
42	Church, Barry	S	6-2	218	2/11/88	29	8	Toledo	Pittsburgh, Pa.
33	Ivory, Chris	RB	6-0	223	3/22/88	29	8	Tiffin	Longview, Texas
7th Year (2)									
99	Dareus, Marcell	DT	6-3	331	3/13/90	27	7	Alabama	Birmingham, Ala.
78	Parnell, Jerme	OT	6-6	326	7/20/86	31	7	Mississippi	Blytheville, Ark.
6th Year (3)									
39	Gipson, Tashaun	S	5-11	212	8/7/90	27	6	Wyoming	Dallas, Texas
97	Jackson, Malik	DL	6-5	290	1/11/90	27	6	Tennessee	Van Nuys, Calif.
3	Nortman, Brad	P	6-2	214	9/12/89	28	6	Wisconsin	Brookfield, Wis.
5th Year (4)									
21	Bouye, A.J.	CB	6-0	191	8/16/91	26	5	Central Florida	Tucker, Ga.
95	Jones, Abry	DT	6-4	318	9/8/91	26	5	Georgia	Warner Robins, Ga.
55	McCray, Lerentee	LB	6-3	249	8/26/90	27	5	Florida	Ocala, Fla.
77	Omameh, Patrick	OL	6-4	327	12/29/89	27	5	Michigan	Columbus, Ohio
4th Year (7)									
40	Bohanon, Tommy	FB	6-1	246	9/10/90	27	4	Wake Forest	Fort Myers, Fla.
5	Bortles, Blake	QB	6-5	236	4/28/92	25	4	Central Florida	Oviedo, Fla.
22	Colvin, Aaron	CB	6-0	193	10/2/91	26	4	Oklahoma	Tulsa, Okla.
88	Hurns, Allen	WR	6-3	201	11/12/91	26	4	Miami (Fla.)	Miami, Fla.
11	Lee, Marqise	WR	6-0	196	11/25/91	26	4	Southern California	Inglewood, Calif.
65	Linder, Brandon	OL	6-6	315	1/25/92	25	4	Miami (Fla.)	Southwest Ranches, Fla.
50	Smith, Telvin	LB	6-3	215	4/11/91	26	4	Florida State	Valdosta, Ga.
3rd Year (11)									
60	Cann, A.J.	OL	6-2	325	10/23/91	26	3	South Carolina	Bamberg, S.C.
56	Fowler Jr., Dante	DE	6-3	255	8/3/94	23	3	Florida	St. Petersburg, Fla.
30	Grant, Corey	RB	5-11	203	12/19/91	25	3	Auburn	Opelika, Ala.
4	Lambo, Josh	K	6-0	215	11/19/90	27	3	Texas A&M	Lansing, Mich.
80	O'Shaughnessy, James	TE	6-4	245	1/14/92	25	3	Illinois State	Naperville, Ill.
23	Patmon, Tyler	CB	5-10	188	1/26/91	26	3	Oklahoma State	Round Rock, Texas
69	Shatley, Tyler	OL	6-3	310	5/5/91	26	3	Clemson	Icard, N.C.
25	Thompson, Peyton	S	6-0	196	9/26/90	27	3	San Jose State	Sacramento, Calif.
73	Walker, Josh	OL	6-5	330	6/2/91	26	3	Middle Tennessee State	Spring City, Ten.
72	Wells, Josh	OL	6-6	306	2/14/91	26	3	James Madison	Mechanicsville, Va.
24	Yeldon, T.J.	RB	6-1	223	10/2/93	24	3	Alabama	Daphne, Ala.
2nd Year (6)									
44	Jack, Myles	LB	6-1	244	9/3/95	22	2	UCLA	Scottsdale, Ariz.
83	Koyack, Ben	TE	6-5	258	4/9/93	24	2	Notre Dame	Oil City, Pa.
91	Ngakoue, Yannick	DE	6-2	246	3/31/95	22	2	Maryland	Bowie, Md.
20	Ramsey, Jalen	CB	6-1	208	10/24/94	23	2	Florida State	Smyrna, Tenn.
64	Reed, Chris	OL	6-5	310	7/22/92	25	2	Minnesota State	Omaha, Neb.
26	Wilson, Jarrod	S	6-2	210	2/9/94	23	2	Michigan	Arkon, Ohio
1st Year (3)									
18	Pinkard, Larry	WR	6-0	196	2/25/92	25	1	Old Dominion	Washington, D.C.
75	Poehls, William	OL	6-8	344	11/27/92	25	1	Montana	Chandler, Ariz.
85	Mickens, Jaydon	WR	5-11	170	4/21/94	23	1	Washington	Los Angeles, Calif.
Rookies (11)									
54	Ankou, Eli	DT	6-3	325	6/8/94	23	R	UCLA	Ottawa, Ontario, Can.
53	Brown, Blair	LB	6-0	238	5/27/94	23	R	Ohio	Moreno Valley, Calif.
84	Cole, Keelan	WR	6-1	194	4/20/93	24	R	Kentucky Wesleyan	Louisville, Ky.
27	Fournette, Leonard	RB	6-0	228	1/18/95	22	R	Louisiana State	New Orleans, La.
49	Holba, Colin	LS	6-4	248	7/8/94	22	R	Louisville	Louisville, Ky.
31	Myrick, Jalen	CB	5-11	200	2/27/95	22	R	Minnesota	Bloomington, Ga.
52	Payne, Donald	LB	5-11	217	7/12/94	23	R	Stetson University	Fayetteville, Ga.
59	Phillips, Carroll	DE	6-3	242	9/2/92	25	R	Illinois	Miami, Fla.
74	Robinson, Cam	OL	6-6	320	10/9/95	22	R	Alabama	Monroe, La.
94	Smoot, Dawuane	DE	6-3	264	3/21/95	22	R	Illinois	Groveport, Ohio
12	Westbrook, Dede	WR	6-0	178	11/21/93	24	R	Oklahoma	Cameron, Tex.

JAGUARS BY POSITION

53

OFFENSE 26

	NO	NAME	POS	HT	WT	EXP	COLLEGE
2 QUARTERBACKS							
	5	Bortles, Blake	QB	6-5	236	4	Central Florida
	7	Henne, Chad	QB	6-3	222	10	Michigan
5 RUNNING BACKS							
	24	Yeldon, T.J.	RB	6-1	223	3	Alabama
	27	Fournette, Leonard	RB	6-0	228	R	Louisiana State
	30	Grant, Corey	RB	5-11	203	3	Auburn
	33	Ivory, Chris	RB	6-0	223	8	Tiffin
	40	Bohanon, Tommy	FB	6-1	246	4	Wake Forest
6 WIDE RECEIVERS							
	11	Lee, Marqise	WR	6-0	196	4	Southern California
	12	Westbrook, Dede	WR	6-0	178	R	Oklahoma
	18	Pinkard, Larry	WR	6-0	196	1	Old Dominion
	84	Cole, Keelan	WR	6-1	194	R	Kentucky Wesleyan
	85	Mickens, Jaydon	WR	5-11	170	1	Washington
	88	Hurns, Allen	WR	6-3	201	4	Miami (Fla.)
3 TIGHT ENDS							
	80	O'Shaughnessy, James	TE	6-4	245	3	Illinois State
	83	Koyack, Ben	TE	6-5	258	2	Notre Dame
	89	Lewis, Marcedes	TE	6-6	280	12	UCLA
10 OFFENSIVE LINEMEN							
	60	Cann, A.J.	OL	6-3	325	3	South Carolina
	64	Reed, Chris	OL	6-5	310	2	Minnesota State
	65	Linder, Brandon	OL	6-6	315	4	Miami (Fla.)
	69	Shatley, Tyler	OL	6-3	310	3	Clemson
	72	Wells, Josh	OL	6-6	306	3	James Madison
	73	Walker, Josh	OL	6-5	330	3	Middle Tennessee State
	74	Robinson, Cam	OL	6-6	320	R	Alabama
	75	Poehls, William	OL	6-8	344	1	Montana
	77	Omameh, Patrick	OL	6-4	327	5	Michigan
	78	Parnell, Jermey	OL	6-6	326	7	Mississippi

SPECIAL TEAMS 3

3 KICKERS/SPECIALISTS							
	4	Lambo, Josh	K	6-0	215	3	Texas A&M
	3	Nortman, Brad	P	6-2	214	6	Wisconsin
	49	Holba, Colin	LS	6-4	248	R	Louisville

DEFENSE 24

8 DEFENSIVE LINEMEN							
	54	Ankou, Eli	DT	6-3	325	R	UCLA
	56	Fowler, Jr., Dante	DE	6-3	255	3	Florida
	59	Phillips, Carroll	DE	6-3	242	R	Illinois
	91	Ngakoue, Yannick	DE	6-2	246	2	Maryland
	93	Campbell, Calais	DL	6-8	300	10	Miami (Fla.)
	94	Smoot, Dawuane	DE	6-3	264	R	Illinois
	95	Jones, Abry	DT	6-4	318	5	Georgia
	97	Jackson, Malik	DL	6-5	290	6	Tennessee
	99	Dareus, Marcell	DT	6-3	331	7	Alabama
6 LINEBACKERS							
	44	Jack, Myles	LB	6-1	244	2	UCLA
	50	Smith, Telvin	LB	6-3	215	4	Florida State
	51	Posluszny, Paul	LB	6-2	232	11	Penn State
	52	Payne, Donald	LB	5-11	217	R	Stetson University
	53	Brown, Blair	LB	6-0	238	R	Ohio
	55	McCray, Lerentee	LB	6-3	249	5	Florida
10 DEFENSIVE BACKS							
	20	Ramsey, Jalen	CB	6-1	208	2	Florida State
	21	Bouye, A.J.	CB	6-0	191	5	Central Florida
	22	Colvin, Aaron	CB	6-0	193	4	Oklahoma
	23	Patmon, Tyler	CB	5-10	188	3	Oklahoma State
	25	Thompson, Peyton	S	5-10	184	3	San Jose State
	26	Wilson, Jarrod	S	6-2	210	2	Michigan
	31	Myrick, Jalen	CB	5-11	200	R	Minnesota
	39	Gipson, Tashaun	S	5-11	212	6	Wyoming
	42	Church, Barry	S	6-2	218	8	Toledo

JAGUARS HOW BUILT

	ROOKIE, VETERAN AND FIRST-YEAR FREE AGENTS (18)	UNRESTRICTED FREE AGENTS (11)	TRADES (1)	WAIVERS (4)	COLLEGE DRAFT (19)
2006					TE Marcedes Lewis
2011		LB Paul Posluszny			
2012		QB Chad Henne			
2013	DT Abry Jones				
2014	WR Allen Hurns OL Tyler Shatley S Peyton Thompson				QB Blake Bortles WR Marqise Lee CB Aaron Colvin OL Brandon Linder LB Telvin Smith
2015	RB Corey Grant	OL Jermeay Parnell			DE Dante Fowler Jr. RB T.J. Yeldon OL A.J. Cann TE Ben Koyack
2016	S Jarrod Wilson OL Josh Wells OL Patrick Omameh	RB Chris Ivory DL Malik Jackson P Brad Nortman FS Tashaun Gipson			CB Jalen Ramsey LB Myles Jack DE Yannick Ngakoue
2017	WR Keelan Cole FB Tommy Bohanon CB Tyler Patmon OL Josh Walker OL Chris Reed K Josh Lambo WR Jaydon Mickens LS Colin Holba WR Larry Pinkard DE Carroll Phillips	CB A.J. Bouye DL Calais Campbell S Barry Church LB Lerentee McCray	DT Marcell Dareus	DT Eli Ankou TE James O'Shaughnessy LB Donald Payne OL William Poehls	RB Leonard Fournette OL Cam Robinson DE Dawuane Smoot LB Blair Brown CB Jalen Myrick WR Dede Westbrook

JAGUARS 2017 ROSTER MOVES (PAGE 1)

DATE	PLAYER	TRANSACTION
January 2	BIBBS, E.J., TE	Signed to Reserve/Future contract
January 2	GRANT, Doran, DB	Signed to Reserve/Future contract
January 2	KASITATI, Nila, OL	Signed to Reserve/Future contract
January 2	KIRBY, Raphael, LB	Signed to Reserve/Future contract
January 2	SINCLAIR, Gannon, TE	Signed to Reserve/Future contract
January 2	UZDAVINIS, Arturo, OT	Signed to Reserve/Future contract
January 4	NIX, Louis, DL	Signed to Reserve/Future contract
January 9	ROBINSON, Jamal, WR	Signed to Reserve/Future contract
January 10	SHUMATE, Elijah, S	Signed to Reserve/Future contract
January 11	KELLY, Colin, OL	Signed to Reserve/Future contract
February 21	ODRICK, Jared, DL	Released
February 27	VAN ROTEN, Greg	Signed to Reserve/Future contract
March 6	HOUSE, Davon, CB	Released
March 9	THOMPSON, Peyton, S	Received exclude rights tender
March 9	ALBERT, Branden, OL	Traded from MIA
March 9	MARKS, Sen'Derrick, DL	Released
March 9	THOMAS, Julius, TE	Traded to MIA
March 10	BOUYE, A.J., CB	Signed contract (UFA - Hou.)
March 10	CAMPBELL, Calais, DL	Signed contract (UFA - Ari.)
March 10	CHURCH, Barry, S	Signed contract (UFA - Dal.)
March 10	MCCRAY, Larentee, DE	Signed contract (UFA - Buf.)
March 11	CHARLES, Stefan, DT	Signed contract (UFA - Det.)
March 11	COLE, Audie, LB	Signed contract (UFA - Min.)
March 11	WATFORD, Earl, OL	Signed contract (UFA - Ari.)
March 12	MILLER, Roy, DT	Released
March 16	MCNARY, Josh, LB	Signed contract (UFA - Ind.)
March 23	RIVERA, Mychal, TE	Signed contract (UFA - Oak.)
March 24	GOODMAN, Malliciah, DE	Signed contract (FA)
April 11	SKUTA, Dan, LB	Released
April 11	SMITH, Chris, DE	Traded to CIN
April 17	BOHANON, Tommy, FB	Signed contract (FA)
April 17	PINKARD, Larry, WR	Signed contract (FA)
April 21	HOWARD, Tracy, CB	Claimed off waivers from Cleveland
April 27	FOURNETTE, Leonard, RB	Drafted (1)
April 28	ROBINSON, Cam, OL	Drafted (2)
April 28	SMOOT, Dawuane, DE	Drafted (3)
April 29	WESTBROOK, Dede, WR	Drafted (4)
April 29	BROWN, Blair, LB	Drafted (5)
April 29	MYRICK, Jalen, CB	Drafted (7a)
April 29	WILLIAMS, Marquez, FB	Drafted (7b)
May 1	BIBBS, E.J., TE	Released
May 1	HILL, Bronson, RB	Released
May 1	KELLY, Colin, OL	Released
May 1	PORTER, Sean, LB	Released
May 1	RICHARDSON, Daryl, RB	Released
May 1	SINCLAIR, Gannon, TE	Released
May 1	SHUMATE, Elijah, S	Released
May 1	UZDAVINIS, Arturo, OL	Released
May 1	VAN ROTEN, Greg, OL	Released
May 1	WASHINGTON, Tony, WR	Released
May 1	KIRBY, Raphael, LB	Released
May 1	BLUIETT, Caleb, TE	Signed contract (FA)
May 1	COLE, Keelan, WR	Signed contract (FA)
May 1	COLLINS, Parker, OL	Signed contract (FA)
May 1	COOK, Tim, RB	Signed contract (FA)
May 1	CUTRER, Jeremy, CB	Signed contract (FA)
May 1	DAVIS, P.J., LB	Signed contract (FA)
May 1	DIMICK, Hunter, DE	Signed contract (FA)
May 1	ETTA-TAWO, Amba, WR	Signed contract (FA)
May 1	GENNESSY, Avery, OL	Signed contract (FA)
May 1	HORTON, Justin, LB	Signed contract (FA)
May 1	LUPEAMANU, Tueni, DT	Signed contract (FA)
May 1	MATHERS, ITavius, RB	Signed contract (FA)
May 1	MILLER, CHARLIE, S	Signed contract (FA)
May 1	PHILLIPS, Carroll, DE	Signed contract (FA)
May 1	ROBINSON, Ezra, CB	Signed contract (FA)
May 1	WALKER, Kenneth, WR	Signed contract (FA)
May 9	RUSH, Marcus, LB	Released
May 15	DAVIS, Akeem, CB	Released
May 15	NIX, Louis, DL	Released
May 15	HARPER, Jarrod	Signed contract (FA)
May 15	MAURICE, Kevin, DT	Signed contract (FA)
May 22	WALTERS, Bryan, WR	Placed on injured reserve
May 22	DIXON, Brian, CB	Signed contract (FA)
May 22	PATMON, Tyler, CB	Signed contract (FA)
June 16	CUTRER, Jeremy, CB	Released
June 16	NIXON, Taurean, CB	Claimed off waivers from Denver
June 21	COLLINS, Parker, OL	Released
June 21	RHANEY, Demetrius, OL	Claimed off waivers from Los Angeles Rams
July 17	MILLER, Charlie, S	Released
July 20	WILLIAMS, Marquez, FB	Placed on Active/PUP list
July 22	COLVIN, Aaron, CB	Placed on Active/PUP list
July 22	RAMSEY, Jalen, CB	Placed on Active/PUP list
July 25	JEAN-BAPTISTE, Stanley, CB	Signed contract (FA)
July 31	NIXON, Taurean, CB	Waived/Injured
July 31	GAINES, Charles, CB	Signed contract (FA)
July 31	ALBERT, Branden, OL	Placed on exempt/left team
August 2	GAFFNEY, Tyler, RB	Signed contract (FA)
August 3	TINKER, Carson, LS	Placed on injured reserve
August 3	MATHERS, ITavius, RB	Waived/Injured
August 3	BUNCHE, Malcolm, OL	Signed contract (FA)
August 3	OVERTON, Matt, LS	Signed contract (FA)
August 6	SAMPLE, James, S	Released
August 6	JOHNSON, Jeron, S	Signed contract (FA)
August 8	ALBERT, Branden, OL	Placed on reserved/retired
August 11	ALBERT, Branden, OL	Released
August 11	GRIMES, Jonathan, RB	Signed contract (FA)
August 13	HORTON, Justin, LB	Waived/Injured
August 13	GACHKAR, Andrew, LB	Signed contract (FA)
August 14	JOHNSON, Josh, CB	Waived/Injured
August 14	GRINNAGE, David, TE	Signed contract (FA)
August 14	ROBINSON, Ezra, CB	Waived/Injured
August 14	THOMAS, Dwayne, CB	Signed contract (FA)
August 14	WALKER, Kenneth, WR	Waived
August 14	JAMES II, Charles, CB	Signed contract (FA)
August 20	GAINES, Charles, CB	Waived/Injured
August 20	HARRIS, DuJuan, RB	Signed contract (FA)
August 26	COLE, Audie, LB	Waived
August 28	DENT, Akeem, LB	Signed contract (FA)
September 1	BLUIETT, Caleb, TE	Waived
September 1	BUNCHE, Malcolm, OL	Waived

DATE	PLAYER	TRANSACTION
September 1	DAVIS, P.J., LB	Waived
September 1	DENT, Akeem, LB	Waived
September 1	GRIMES, Jonathan, RB	Waived
September 1	HARRIS, DuJuan, RB	Waived
September 1	JAMES II, Charles, CB	Waived
September 1	LUPEAMANU, Tueni, DT	Waived
September 1	PINKARD, Larry, WR	Waived
September 1	RHANEY, Demetrius, OL	Waived
September 1	ROBINSON, Jamal, WR	Waived
September 1	THOMAS, Dwayne, CB	Waived
September 1	RIVERA, Mychal, TE	Placed on Injured/Reserve
September 1	JOHNSON, Jeron, S	Placed on Injured/Reserve
September 1	WILLIAMS, Marquez, FB	Waived/Injured
September 2	BOWANKO, Luke, OL	Traded to BAL
September 2	GACHKAR, Andrew, LB	Released
September 2	GOODMAN, Malliciah, DE	Released
September 2	MCNARY, Josh, LB	Released
September 2	COOK, Tim, RB	Waived
September 2	DIMICK, Hunter, DL	Waived
September 2	DIXON, Brian, CB	Waived
September 2	ELLIS, Alex, TE	Waived
September 2	ETTA-TAWO, Amba, WR	Waived
September 2	GENNESSY, Avery, OL	Waived
September 2	GRINNAGE, David, TE	Waived
September 2	HOWARD, Tracy, DB	Waived
September 2	JEAN-BAPISTE, Stanley, CB	Waived
September 2	KASITATI, Nila, OL	Waived
September 2	MAURICE, Kevin, DT	Waived
September 2	PHILLIPS, Carroll, DE	Waived
September 2	REED, Chris, OL	Waived
September 2	WOODARD, Jonathan, DE	Waived
September 2	GRANT, Doran, CB	Waived/Injured
September 2	HARPER, Jarrod, S	Waived/Injured
September 2	WYNN, Shane, WR	Waived/Injured
September 2	GREENE SR., Rashad, WR	Placed on Injured/Reserve
September 3	CHARLES, Stefan, DT	Released
September 3	ALLEN, Brandon, QB	Waived
September 3	POUTASI, Jeremiah, OL	Waived
September 3	PULLARD III, Hayes, LB	Waived
September 3	STERLING, Neal, TE	Waived
September 3	ANKOU, Eli, DT	Claimed off waivers from Houston
September 3	O'SHAUGHNESSY, James, TE	Claimed off waivers from New England
September 3	PAYNE, Donald, LB	Claimed off waivers from Baltimore
September 3	PITTS, Lafayette, CB	Claimed off waivers from Miami
September 3	POEHLS, William, OL	Claimed off waivers from Chicago
September 3	COOK, Tim, RB	Signed to practice squad
September 3	DIMICK, Hunter, DL	Signed to practice squad
September 3	ETTA-TAWO, Amba, WR	Signed to practice squad
September 3	GENNESSY, Avery, OL	Signed to practice squad
September 3	GRINNAGE, David, TE	Signed to practice squad
September 3	HOWARD, Tracy, DB	Signed to practice squad
September 3	REED, Chris, OL	Signed to practice squad
September 4	PHILLIPS, Carroll, DE	Signed to practice squad
September 4	JEAN-BAPISTE, Stanley, CB	Signed to practice squad
September 5	PRINGLE, Raysean, CB	Signed to practice squad
September 8	WESTBROOK, Dede, WR	Placed on Injured/Reserve
September 8	WATFORD, Earl, OL	Released
September 8	WALKER, Josh, OL	Signed contract (FA)
September 8	PRYOR, CALVIN, S	Claimed off waivers from Cleveland
September 8	HOWARD, Tracy, DB	Released from practice squad
September 8	KILGO, Darius, DL	Signed to practice squad
September 8	JOHNSON, Jeron, S	Released from injured/reserve
September 12	ROBINSON, Allen, WR	Placed on Injured/Reserve
September 12	MCCAFFREY, MAX, WR	Signed off of New Orleans practice squad
September 14	POUTASI, Jeremiah, OL	Signed to practice squad
September 14	GENNESSY, Avery, OL	Placed on practice squad injured list
September 18	PRYOR, Calvin, S	Placed on Injured/Reserve
September 18	NASSIB, Ryan, QB	Signed contract (FA)
September 18	ETTA-TAWO, Amba, WR	Released from practice squad
September 18	MICKENS, Jaydon, WR	Signed to practice squad
September 18	GRANT, Doran, CB	Released from injured/reserve
September 19	BENNETT, Michael, LB	Placed on Injured/Reserve
September 19	STRONG, Jaelen, WR	Claimed off waivers from Houston
September 26	COOK, Tim, RB	Placed on practice squad injured list
September 26	PRESSLEY, Jhurrell, RB	Signed to practice squad
October 7	NASSIB, Ryan, QB	Released
October 7	REED, Chris, OL	Promoted to the 53-man roster
October 7	MYERS, Jason, K	Released
October 17	LAMBO, Josh, K	Signed contract (FA)
October 21	MCCAFFREY, MAX, WR	Waived
October 21	MICKENS, Jaydon, WR	Promoted to the 53-man roster
October 24	PITTS, Lafayette, CB	Waived
October 24	FREENY, Jonathan, LB	Signed contract (FA)
October 24	PRICE, Norman, OL	Released from practice squad
October 24	THOMAS, Brandon, OL	Signed to practice squad
October 28	DAREUS, Marcell, DT	Acquired via trade (BUF)
October 28	FREENY, Jonathan, LB	Released
October 30	CROCKETT, Montay, WR	Signed to practice squad
November 14	OVERTON, Matt, LS	Placed on Injured/Reserve
November 14	HOLBA, Colin, LS	Signed contract (FA)
November 18	WESTBROOK, Dede, WR	Activated to 53-man roster
November 18	PRYOR, CALVIN, S	Activated to 53-man roster
November 18	PINKARD, Larry, WR	Promoted to the 53-man roster
November 18	BENN, Arrelkious, WR	Placed on Injured/Reserve
November 18	DAY, Sheldon, DL	Waived
November 18	STRONG, Jaelen, WR	Waived
November 19	STRONG, Jaelen, WR	Signed to practice squad
November 19	ELLIS, Brooks, LB	Signed to practice squad
November 19	HARDISON, Marcus, DL	Waived from practice squad
December 2	PHILLIPS, Carroll, DE	Activated to 53-man roster
December 2	PRYOR, CALVIN, S	Waived
December 5	SEAMSTER, Sammy, CB	Signed to practice squad

Reserve/Injured

#	NAME	POS	HT	WT	DOB	AGE	EXP	COLLEGE
13	Greene Sr., Rashad	WR	5-11	186	9/23/92	25	3	Florida State
14	Wynn, Shane	WR	5-6	168	11/15/92	25	2	Indiana
15	Robinson, Allen	WR	6-3	211	8/24/93	24	4	Penn State
17	Benn, Arrelious	WR	6-2	228	9/8/88	29	7	Illinois
34	Gaffney, Tyler	RB	6-1	220	4/20/91	26	3	Stanford
35	Harper, Jarrod	S	6-0	210	3/28/94	23	R	West Virginia
43	Mathers, l'Tavius	RB	5-11	203	11/19/93	24	R	Middle Tennessee State
45	Overton, Matt	LS	6-1	243	7/6/85	32	6	Western Washington
46	Tinker, Carson	LS	6-0	237	11/15/89	28	5	Alabama
81	Rivera, Mychal	TE	6-3	245	9/8/90	27	5	Tennessee
96	Bennett, Michael	DT	6-2	287	2/24/93	24	3	Ohio State

JAGUARS UNOFFICIAL DEPTH CHART

OFFENSE

WR: 11 Marqise Lee	<u>12 Dede Westbrook</u>	18 Larry Pinkard	
LT: <u>74 Cam Robinson</u>	72 Josh Wells	77 Patrick Omameh	
LG: 77 Patrick Omameh	64 Chris Reed	73 Josh Walker	
C: 65 Brandon Linder	69 Tyler Shatley		
RG: 60 A.J. Cann	69 Tyler Shatley	64 Chris Reed	
RT: 78 Jermei Parnell	72 Josh Wells	75 William Poehls	
TE: 89 Mercedes Lewis	83 Ben Koyack	80 James O'Shaughnessy	
WR: 88 Allen Hurns	<u>84 Keelan Cole</u>	85 Jaydon Mickens	
QB: 5 Blake Bortles	7 Chad Henne		
RB: <u>27 Leonard Fournette</u>	33 Chris Ivory	24 T.J. Yeldon	30 Corey Grant
FB: 40 Tommy Bohanon			

DEFENSE

DE 91 Yannick Ngakoue	56 Dante Fowler Jr.	<u>59 Carroll Phillips</u>
NT: 95 Abry Jones/ 99 Marcell Dareus	<u>54 Eli Ankou</u>	
DT: 97 Malik Jackson / 99 Marcell Dareus	<u>54 Eli Ankou</u>	
DE: 93 Calais Campbell	<u>94 Dawuane Smoot</u>	
WLB: 50 Telvin Smith	<u>53 Blair Brown</u>	
MLB: 51 Paul Posluszny	<u>52 Donald Payne</u>	
SLB 44 Myles Jack	55 Lerentee McCray	
LCB: 20 Jalen Ramsey	23 Tyler Patmon	
FS: 39 Tashaun Gipson	25 Peyton Thompson	
SS: 42 Barry Church	26 Jarrod Wilson	
RCB: 21 A.J. Bouye	22 Aaron Colvin	<u>31 Jalen Myrick</u>

SPECIAL TEAMS

K: 4 Josh Lambo		
P: 3 Brad Nortman		
LS: 49 Colin Holba		
PH: 3 Brad Nortman		
KR: 30 Corey Grant	<u>84 Keelan Cole</u>	
PR: 85 Jaydon Mickens	<u>12 Dede Westbrook</u>	<u>84 Keelan Cole</u>

_____ = ROOKIE



2017 STATISTICS

REGULAR SEASON WEEK 14 VS. SEATTLE SEAHAWKS

2017 STARTERS

OFFENSIVE STARTERS

	WR	FB/TE/WR	LT	LG	C	RG	RT	TE	WR	QB	RB
9/10 at HOU	A. Robinson	Bohanon (FB)	C. Robinson	Omameh	Linder	Cann	Parnell	Lewis	Lee	Bortles	Fournette
9/17 vs. TEN	Lee	Bohanon (FB)	C. Robinson	Omameh	Linder	Cann	Parnell	Lewis	Hurns	Bortles	Fournette
9/24 vs. BAL	Lee	Cole (WR)	C. Robinson	Omameh	Linder	Cann	Parnell	Lewis	Hurns	Bortles	Fournette
10/1 at NYJ	Lee	Bohanon (FB)	C. Robinson	Omameh	Linder	Cann	Parnell	Lewis	Hurns	Bortles	Fournette
10/8 at PIT	Lee	Bohanon (FB)	C. Robinson	Omameh	Shatley	Cann	Parnell	Lewis	Hurns	Bortles	Fournette
10/15 vs. LAR	Lee	Bohanon (FB)	C. Robinson	Omameh	Shatley	Cann	Parnell	Lewis	Hurns	Bortles	Fournette
10/22 at IND	Lee	Cole (WR)	C. Robinson	Omameh	Shatley	Cann	Parnell	Lewis	Hurns	Bortles	Ivory
11/5 vs. CIN	Lee	Koyack (TE)	C. Robinson	Omameh	Shatley	Linder	Parnell	Lewis	Hurns	Bortles	Ivory
11/12 vs. LAC	Lee	Koyack (TE)	C. Robinson	Omameh	Linder	Cann	Wells	Lewis	Hurns	Bortles	Fournette
11/19 at CLE	Lee	Koyack (TE)	C. Robinson	Reed	Linder	Cann	Wells	Lewis	Cole	Bortles	Fournette
11/26 at ARI	Lee	Bohanon (FB)	C. Robinson	Reed	Linder	Cann	Wells	Lewis	Cole	Bortles	Fournette
12/3 vs. IND	Lee	Westbrook (WR)	C. Robinson	Reed	Linder	Cann	Parnell	Lewis	Cole	Bortles	Fournette
12/10 vs. SEA											
12/17 vs. HOU											
12/23 at S.F.											
12/31 at TEN											

TOTALS:	WR	FB/TE/WR	LT	LG	C	RG	RT	TE	WR	QB	RB
	Lee - 11	Bohanon (FB) - 6	C. Robinson - 12	Omameh - 9	Linder - 8	Cann - 11	Parnell - 9	Lewis - 12	Hurns - 8	Bortles - 12	Fournette - 10
	A. Robinson - 1	Koyack (TE) - 3		Reed - 3	Shatley - 4	Linder - 1	Wells - 3		Cole - 3		Ivory - 2
		Cole (WR) - 2							Lee - 1		
		Westbrook (WR) - 1									

DEFENSIVE STARTERS

	DE	NT	DT	DE	WLB	MLB	SLB	LCB	FS	SS	RCB
9/10 at HOU	Ngakoue	Jones	Jackson	Campbell	Smith	Posluszny	Jack	Ramsey	Gipson	Church	Bouye
9/17 vs. TEN	Ngakoue	Jones	Jackson	Campbell	Smith	Posluszny	Jack	Ramsey	Gipson	Church	Bouye
9/24 vs. BAL	Ngakoue	Jones	Jackson	Campbell	Smith	Posluszny	Jack	Ramsey	Gipson	Church	Bouye
10/1 at NYJ	Ngakoue	Jones	Jackson	Campbell	Smith	Posluszny	Jack	Ramsey	Gipson	Church	Bouye
10/8 at PIT	Ngakoue	Jones	Jackson	Campbell	Smith	Posluszny	Jack	Ramsey	Gipson	Church	Bouye
10/15 vs. LAR	Ngakoue	Jones	Jackson	Campbell	Smith	Posluszny	Jack	Ramsey	Gipson	Church	Bouye
10/22 at IND	Ngakoue	Jones	Jackson	Campbell	Smith	Colvin (CB)	Jack	Ramsey	Gipson	Church	Bouye
11/5 vs. CIN	Ngakoue	Jones	Jackson	Campbell	Smith	Posluszny	Jack	Ramsey	Gipson	Church	Bouye
11/12 vs. LAC	Ngakoue	Jones	Jackson	Campbell	Smith	Colvin (CB)	Jack	Ramsey	Gipson	Church	Bouye
11/19 at CLE	Ngakoue	Jones	Jackson	Campbell	Smith	Posluszny	Jack	Ramsey	Gipson	Church	Bouye
11/26 at ARI	Ngakoue	Jones	Jackson	Campbell	Smith	Colvin (CB)	Jack	Ramsey	Gipson	Church	Bouye
12/3 vs. IND	Ngakoue	Jones	Jackson	Campbell	Brown	Posluszny	Jack	Ramsey	Gipson	Church	Bouye
12/10 vs. SEA											
12/17 vs. HOU											
12/23 at S.F.											
12/31 at TEN											

TOTALS:	DE	NT	DT	DE	WLB	MLB	SLB	LCB	FS	SS	RCB
	Ngakoue - 12	Jones - 12	Jackson - 12	Campbell - 12	Smith - 11	Posluszny - 9	Jack - 12	Ramsey - 12	Gipson - 12	Church - 12	Bouye - 12
					Brown - 1	Colvin (CB) - 3					

2017 GAME-BY-GAME PARTICIPATION

	vs. HOU	at TEN	vs. BAL	vs. NYJ	at PIT	vs. LAR	at IND	at CIN	vs. LAC	at CLE	at ARI	vs. IND	vs. SEA	at HOU	vs. S.F.	at TEN	GAMES/ STARTS
ANKOU	P	P	P	P	P	P	P	P	INA	INA	INA	INA					8/0
BENN	P	P	P	P	P	P	P	P	P	IR	IR	IR					9/0
BENNETT	INA	P	IR	IR	IR	IR	IR	IR	IR	IR	IR	IR					1/0
BOHANON	FB	FB	P	FB	FB	FB	P	P	P	P	FB	P					12/6
BORTLES	QB	QB	QB	QB	QB	QB	QB	QB	QB	QB	QB	QB					12/12
BOUYE	RCB	RCB	RCB	RCB	RCB	RCB	RCB	RCB	RCB	RCB	RCB	RCB					12/12
BROWN	INA	INA	P	P	P	P	P	P	P	INA	P	WLB					9/1
CAMPBELL	DE	DE	DE	DE	DE	DE	DE	DE	DE	DE	DE	DE					12/12
CANN	RG	RG	RG	RG	RG	RG	RG	INA	RG	RG	RG	RG					11/11
CHURCH	SS	SS	SS	SS	SS	SS	SS	SS	SS	SS	SS	SS					12/12
COLE	P	P	WR	P	P	P	WR	P	P	WR	WR	WR					12/5
COLVIN	P	P	P	P	P	P	CB	P	CB	P	CB	P					12/3
DAREUS	---	---	---	---	---	---	---	P	P	P	P	P					4/0
DAY	P	INA	P	P	P	P	P	INA	INA	---	---	---					6/0
FOURNETTE	RB	RB	RB	RB	RB	RB	INA	INA	RB	RB	RB	RB					10/10
FOWLER JR.	P	P	P	P	P	P	P	P	P	P	P	P					12/0
GIPSON	FS	FS	FS	FS	FS	FS	FS	FS	FS	FS	FS	FS					12/12
GRANT	P	P	P	P	P	P	P	P	P	P	P	P					11/0
HENNE	DNP	DNP	P	DNP	DNP	DNP	DNP	DNP	DNP	DNP	DNP	DNP					1/0
HOLBA	---	---	---	---	---	---	---	---	---	P	P	P					3/0
HURNS	P	WR	WR	WR	WR	WR	WR	WR	WR	INA	INA	INA					9/8
IVORY	P	P	P	P	P	P	RB	RB	P	P	P	P					12/2
JACK	SLB	SLB	SLB	SLB	SLB	SLB	SLB	SLB	SLB	SLB	SLB	SLB					12/12
JACKSON	DT	DT	DT	DT	DT	DT	DT	DT	DT	DT	DT	DT					12/12
JONES	NT	NT	NT	NT	NT	NT	NT	NT	NT	NT	NT	NT					12/12
KOYACK	P	P	P	P	P	P	P	TE	TE	TE	P	P					12/3
LAMBO	---	---	---	---	---	---	P	P	P	P	P	P					6/0
LEE	WR	WR	WR	WR	WR	WR	WR	WR	WR	WR	WR	WR					12/12
LEWIS	TE	TE	TE	TE	TE	TE	TE	TE	TE	TE	TE	TE					12/12
LINDER	C	C	C	C	INA	INA	INA	RG	C	C	C	C					9/9
McCAFFREY	---	P	P	P	P	P	---	---	---	---	---	---					5/0
McCRAV	P	P	INA	INA	INA	P	P	P	P	P	P	P					9/0
MICKENS	---	---	ps	ps	ps	ps	P	P	P	P	P	P					6/0
MYERS	P	P	P	P	P	P	---	---	---	---	---	---					6/0
MYRICK	INA	INA	INA	INA	P	INA	INA	P	INA	INA	INA	INA					2/0
NASSIB	---	---	INA	INA	---	---	---	---	---	---	---	---					0/0
NGAKOUE	DE	DE	DE	DE	DE	DE	DE	DE	DE	DE	DE	DE					12/12
NORTMAN	P	P	P	P	P	P	P	P	P	P	P	P					11/0
OMAMEH	LG	LG	LG	LG	LG	LG	LG	LG	LG	INA	INA	INA					9/9
O'SHAUGHNESSY	P	P	P	P	P	P	P	P	P	P	P	P					12/0
OVERTON	P	P	P	P	P	P	P	P	P	IR	IR	IR					9/0
PARNELL	RT	RT	RT	RT	RT	RT	RT	RT	RT	INA	INA	RT					10/10
PATMON	DNP	DNP	P	P	P	P	P	INA	P	P	P	P					9/0
PAYNE	P	P	P	DNP	P	INA	P	P	P	P	INA	P					9/0
PHILLIPS	ps	ps	ps	ps	ps	ps	ps	ps	ps	ps	ps	P					1/0
PINKARD	ps	ps	ps	ps	ps	ps	ps	ps	ps	P	P	P					2/0
PITTS	P	P	P	P	P	P	INA	---	---	---	---	---					6/0

POS=Started; P=Played; DNP=Did not play; INA= Inactive; ps=Practice squad; ---=Not on roster;

NFI= Reserve/non-football injury; PUP=Reserve/physically unable to perform; IR=Injured reserve; Sus=Suspended

2017 GAME-BY-GAME PARTICIPATION

	vs. HOU	at TEN	vs. BAL	vs. NYJ	at PIT	vs. LAR	at IND	at CIN	vs. LAC	at CLE	at ARI	vs. IND	vs. SEA	at HOU	vs. S.F.	at TEN	GAMES/ STARTS
POEHLS	INA	INA	INA	INA	INA	INA	INA	INA	INA	INA	INA	INA					0/0
POSŁUSZNY	MLB	MLB	MLB	MLB	MLB	MLB	P	MLB	P	MLB	P	MLB					12/9
PRYOR	INA	INA	IR	IR	IR	IR	IR	IR	IR	P	P	---					0/0
RAMSEY	LCB	LCB	LCB	LCB	LCB	LCB	LCB	LCB	LCB	LCB	LCB	LCB					12/12
REED	ps	ps	ps	ps	P	DNP	P	P	INA	LG	LG	LG					6/3
A. ROBINSON	WR	IR	IR	IR	IR	IR	IR	IR	IR	IR	IR	IR					1/1
C. ROBINSON	LT	LT	LT	LT	LT	LT	LT	LT	LT	LT	LT	LT					12/12
SHATLEY	P	P	P	P	C	C	C	C	P	P	P	P					12/4
SMITH	WLB	WLB	WLB	WLB	WLB	WLB	WLB	WLB	WLB	WLB	WLB	WLB	INA				11/11
SMOOT	P	P	P	P	P	P	P	P	P	P	P	P					12/0
STRONG	---	---	INA	INA	INA	INA	INA	INA	INA	ps	ps	ps					0/0
THOMPSON	P	P	P	P	P	P	P	P	P	P	P	P					12/0
WALKER	INA	INA	INA	INA	INA	INA	INA	INA	P	DNP	DNP	P					2/0
WELLS	P	P	P	P	P	P	P	P	RT	RT	RT	P					12/3
WILSON	P	P	P	P	INA	P	P	P	P	P	P	P					11/0
YELDON	INA	INA	INA	INA	INA	INA	P	P	P	P	P	P					6/0

POS=Started; P=Played; DNP=Did not play; INA= Inactive; ps=Practice squad; ---=Not on roster;

NFI= Reserve/non-football injury; PUP=Reserve/physically unable to perform; IR=Injured reserve; Sus=Suspended

2017 JAGUARS DEFENSIVE STATS

PLAYER	DEFENSE												SPECIAL TEAM					MISC.			
	T	A	TT	SK	YD	TFL	QH	INT	PD	FF	FR	T	A	FF	FR	BL	T	A	FF	FR	
SMITH	63	20	83	1	1	11	2	3	5	1	2	0	0	0	0	0	0	0	0	0	
JACK	54	21	75	2	11.5	5	4	0	2	0	1	0	0	0	0	0	0	0	0	0	
CHURCH	44	13	57	1	5	1	2	2	5	0	0	1	0	0	0	0	0	0	0	0	
GIPSON	40	9	49	0	0	2	0	4	7	0	1	0	0	0	0	0	0	0	0	0	
RAMSEY	40	7	47	0	0	1	0	3	16	0	0	0	0	0	0	0	0	0	0	0	
CAMPBELL	32	14	46	12.5	75	10	24	0	1	3	1	0	0	0	0	0	0	0	0	0	
BOUYE	41	2	43	0	0	0	0	4	13	0	0	0	0	0	0	0	0	0	0	0	
POSLUSZNY	30	12	42	1.5	6	4	2	0	2	0	0	0	0	0	0	0	0	0	0	0	
COLVIN	24	6	30	0	0	4	0	0	4	0	1	0	0	0	0	0	0	0	0	0	
JACKSON	23	4	27	6	44	7	8	0	2	3	0	0	0	0	0	0	0	0	0	0	
JONES	19	7	26	1	7	0	3	0	6	1	1	0	0	0	0	0	0	0	0	0	
NGAKOUE	19	5	24	10	78	7	17	0	0	6	1	0	0	0	0	0	0	0	0	0	
FOWLER	15	1	16	6.5	39.5	6	6	0	0	2	2	0	0	0	0	0	0	0	0	0	
ANKOU	7	6	13	0.5	1	0	1	0	0	0	0	0	0	0	0	0	0	0	0	0	
DAREUS	10	1	11	0	0	0	1	0	0	0	0	0	0	0	0	0	0	0	0	0	
SMOOT	8	3	11	0	0	1	4	0	0	0	0	3	2	0	0	0	0	0	0	0	
BROWN	5	2	7	0.5	3	0	1	0	0	0	0	3	0	0	0	0	0	0	0	0	
THOMPSON	2	1	3	0	0	0	0	0	0	0	0	3	2	0	0	0	0	0	0	0	
PATMON	2	1	3	0	0	0	0	0	0	0	0	0	0	0	0	0	0	0	0	0	
McCRAY	1	2	3	1.5	7	1	3	0	1	0	0	3	3	0	0	0	0	0	0	0	
DAY	1	2	3	1	6	1	2	0	1	0	0	0	0	0	0	0	0	0	0	0	
BENNETT	1	0	1	0	0	0	0	0	1	0	0	0	0	0	0	0	0	0	0	0	
WILSON	1	0	1	0	0	0	0	0	0	0	0	5	1	0	1	0	0	0	0	0	
PAYNE	0	0	0	0	0	0	0	0	0	0	0	7	1	0	0	0	0	0	0	0	
BENN	0	0	0	0	0	0	0	0	0	0	0	3	0	0	0	0	0	0	0	0	
O'SHAUGHNESSY	0	0	0	0	0	0	0	0	0	0	0	2	2	0	0	0	1	0	0	0	
GRANT	0	0	0	0	0	0	0	0	0	0	0	2	1	0	0	0	0	0	0	0	
MICKENS	0	0	0	0	0	0	0	0	0	0	0	2	0	0	1	0	0	0	0	0	
COLE	0	0	0	0	0	0	0	0	0	0	0	1	0	0	0	0	1	0	0	0	
BOHANON	0	0	0	0	0	0	0	0	0	0	0	1	0	0	0	0	0	0	0	0	
PINKARD	0	0	0	0	0	0	0	0	0	0	0	1	0	0	0	0	0	0	0	0	
PITTS	0	0	0	0	0	0	0	0	0	0	0	1	0	0	0	0	0	0	0	0	
HURNS	0	0	0	0	0	0	0	0	0	0	0	0	0	0	0	0	2	0	0	0	
LEE	0	0	0	0	0	0	0	0	0	0	0	0	0	0	0	0	2	0	0	0	
OMAMEH	0	0	0	0	0	0	0	0	0	0	0	0	0	0	0	0	1	0	0	1	
BORTLES	0	0	0	0	0	0	0	0	0	0	0	0	0	0	0	0	1	0	0	0	
LINDER	0	0	0	0	0	0	0	0	0	0	0	0	0	0	0	0	1	0	0	0	
PARNELL	0	0	0	0	0	0	0	0	0	0	0	0	0	0	0	0	1	0	0	0	
SHATLEY	0	0	0	0	0	0	0	0	0	0	0	0	0	0	0	0	1	0	0	0	
ROBINSON	0	0	0	0	0	0	0	0	0	0	0	0	0	0	0	0	0	0	0	1	
YELDON	0	0	0	0	0	0	0	0	0	0	0	0	0	0	0	0	1	0	0	0	
Team Totals	439	127	566	41	269	57	72	14	61	15	10	39	12	0	2	0	12	0	0	6	
Opponent Totals	468	185	653	19	101	44	58	8	46	13	6	29	3	0	2	2	17	0	0	9	

SACK LEADERS

PLAYER	SK	YD
CAMPBELL	12.5	85
NGAKOUE	10	78
FOWLER	6.5	39.5
JACKSON	6	44
JACK	2	11.5
McCRAY	1.5	7
POSLUSZNY	1.5	6
JONES	1	7
DAY	1	6
CHURCH	1	5
SMITH	1	1
BROWN	0.5	3
ANKOU	0.5	1
Team Totals	45	294
Opponent Totals	20	109

SPECIAL TEAMS TACKLE LEADERS

PLAYER	T	A	FF	FR	BL
PAYNE	7	1	0	0	0
WILSON	5	1	0	1	0
MCCRAY	3	3	0	0	0
SMOOT	3	2	0	0	0
THOMPSON	3	2	0	0	0
BENN	3	0	0	0	0
BROWN	3	0	0	0	0
O'SHAUGHNESSY	2	2	0	0	0
GRANT	2	1	0	0	0
MICKENS	2	0	0	1	0
BOHANON	1	0	0	0	0
CHURCH	1	0	0	0	0
COLE	1	0	0	0	0
PINKARD	1	0	0	0	0
PITTS	1	0	0	0	0
PRYOR	1	0	0	0	0
Team Totals	39	12	0	2	0
Opponent Totals	29	3	0	2	2

PD LEADERS

PLAYER	PD
RAMSEY	16
BOUYE	13
GIPSON	7
JONES	6
SMITH	5
CHURCH	5
COLVIN	4
JACK	2
JACKSON	2
POSLUSZNY	2
BENNETT	1
CAMPBELL	1
DAY	1
McCRAY	1
Team Totals	66
Opponent Totals	47

2017 TEAM OFFENSIVE STATS

JAGUARS	FIRST DOWNS				TOTAL OFF.		RUSHING		PASSING					INT BY JAX		
	T	R	Pa	Pe	Yds	Plays	Yds	Att	Yds	SK/Yd	Att	Com	INT	No.	Yds	TD
9/10 at Houston	19	7	8	4	280	60	155	39	125	0/0	21	11	0	1	67	0
9/17 vs. Tennessee	20	6	13	1	310	61	99	25	211	2/12	34	20	2	1	2	0
9/24 vs. Baltimore	24	7	13	4	410	68	166	35	244	0/0	33	20	0	2	20	0
10/1 at New York Jets	20	9	8	3	311	75	175	39	140	1/4	35	15	1	1	0	0
10/8 at Pittsburgh	15	10	5	0	313	53	231	37	82	2/13	14	8	1	5	103	2
10/15 vs. L.A. Rams	19	5	12	2	389	66	169	26	220	5/21	35	23	1	0	0	0
10/22 at Indianapolis	23	6	14	3	518	65	188	37	330	1/0	27	18	0	0	0	0
11/5 vs. Cincinnati	26	7	15	4	408	78	149	40	259	0/0	38	24	0	0	0	0
11/12 vs. L.A. Chargers	20	3	14	3	398	81	135	27	263	3/10	51	28	2	1	51	0
11/19 at Cleveland	15	7	8	0	284	76	139	44	145	2/9	30	17	0	2	26	0
11/26 at Arizona	19	4	11	4	219	58	91	22	128	3/32	33	19	1	1	0	0
12/3 vs. Indianapolis	22	5	16	1	426	64	96	27	330	1/8	36	27	0	2	25	0
12/10 vs. Seattle																
12/17 vs. Houston																
12/24 at San Francisco																
12/31 at Tennessee																
Totals	242	76	137	29	4,266	805	1,793	398	2,473	20/109	387	230	8	16	294	2

JAGUARS	PUNTS		PUNT RETURNS				K.O. RETURNS			PENALTY		FUMBLE	
	No.	Avg.	No.	Yds	FC	TD	No.	Yds	TD	No.	Yds	No	LT
9/10 at Houston	4	46.8	1	7	3	0	0	0	0	10	89	1	0
9/17 vs. Tennessee	5	49.2	1	4	0	0	4	88	0	10	99	2	1
9/24 vs. Baltimore	3	50.0	2	2	1	0	1	12	0	9	70	0	0
10/1 at New York Jets	8	45.1	1	0	2	0	1	20	0	6	47	0	0
10/8 at Pittsburgh	5	38.0	0	0	1	0	1	14	0	4	19	0	0
10/15 vs. L.A. Rams	7	39.1	1	0	3	0	0	0	0	5	40	2	0
10/22 at Indianapolis	2	53.5	0	0	6	0	0	0	0	4	34	3	2
11/5 vs. Cincinnati	2	47.0	3	88	1	1	1	29	0	5	50	1	1
11/12 vs. L.A. Chargers	9	47.9	7	30	1	0	2	51	0	9	106	0	0
11/19 at Cleveland	9	39.3	4	38	1	0	0	0	0	6	40	5	1
11/26 at Arizona	8	49.5	1	14	2	0	2	68	0	5	45	3	2
12/3 vs. Indianapolis	2	76	0	0	0	0	2	46	0	6	55	1	0
12/10 vs. Seattle													
12/17 vs. Houston													
12/24 at San Francisco													
12/31 at Tennessee													
Totals	64	44.8	21	183	22	1	14	328	0	79	694	18	7

2017 TEAM STATISTICS

JAGUARS SCORING

	TD	TDr	TDp	TDrt	PAT	2-PT	FG	T.O.P
9/10 at Houston	3	1	1	1	2-3	0-0	3-4	30:05
9/17 vs. Tennessee	2	1	1	0	1-1	0-1	1-1	29:14
9/24 vs. Baltimore	5	1	4	0	5-5	0-0	3-3	34:03
10/1 at New York Jets	2	0	1	1	2-2	0-0	2-3	35:08
10/8 at Pittsburgh	4	2	0	2	3-4	0-0	1-1	28:52
10/15 vs. L.A. Rams	2	1	1	0	2-2	0-0	1-3	31:59
10/22 at Indianapolis	3	2	1	0	3-3	0-0	2-2	32:47
11/5 vs. Cincinnati	2	0	1	1	2-2	0-0	3-3	40:14
11/12 vs. L.A. Chargers	2	1	1	0	0-1	1-1	2-2	35:01
11/19 at Cleveland	2	0	1	1	1-1	0-1	2-3	36:55
11/26 at Arizona	3	2	0	1	3-3	0-0	1-1	25:21
12/3 vs. Indianapolis	3	1	2	0	1-1	1-2	3-3	33:47
12/10 vs. Seattle								
12/17 vs. Houston								
12/24 at San Francisco								
12/31 at Tennessee								
Totals	33	12	14	7	25-28	2-5	24-29	32:04

JAGUARS NFL RANKINGS

	JAGUARS OFFENSE						JAGUARS DEFENSE					
	AFC RANK			NFL RANK			AFC RANK			NFL RANK		
	Total	Rush	Pass	Total	Rush	Pass	Total	Rush	Pass	Total	Rush	Pass
9/10 at Houston	8	4	13	19	4	28	1	7	1	1	18	1
9/17 vs. Tennessee	11	8	12	23	9	26	6	14	2	9	29	4
9/24 vs. Baltimore	5	5	10	13	5	23	2	15	1	3	28	1
10/1 at New York Jets	7	2	14	18	2	30	6	16	1	11	32	1
10/8 at Pittsburgh	7	1	4	20	1	30	8	15	3	14	31	3
10/15 vs. L.A. Rams	8	1	13	18	1	29	6	15	3	9	31	3
10/22 at Indianapolis	3	1	13	10	1	28	4	14	2	6	30	2
BYE WEEK	5	1	13	12	1	28	4	16	1	6	32	1
11/5 vs. Cincinnati	3	1	11	9	1	26	2	13	1	3	27	1
11/12 vs. L.A. Chargers	3	1	8	6	1	23	2	11	1	3	25	1
11/19 at Cleveland	3	1	12	1	8	1	8	1	27	1	16	1
11/26 at Arizona	5	1	14	12	1	29	1	8	1	1	19	1
12/3 vs. Indianapolis	5	1	10	11	1	21	1	9	1	1	20	1
12/10 vs. Seattle												
12/17 vs. Houston												
12/24 at San Francisco												
12/31 at Tennessee												
Currently	5	1	10	11	1	21	1	9	1	1	20	1

2017 MISCELLANEOUS STATISTICS

REGULAR SEASON HIGHS & LOWS

	JAGUARS		OPPONENTS	
	HIGH	LOW	HIGH	LOW
Points	44 (9/24 vs. BAL)	16 (9/17 vs. TEN)	37 (TEN, 9/17)	0 (IND, 10/22)
First Downs	26 (11/5 vs. CIN)	15 (10/8 at PIT; 11/19 at CLE)	23 (HOU, 9/10)	8 (CIN, 11/5)
Total Offense	518 (10/22 at IND)	280 (9/10 at HOU)	471 (NYJ, 10/1)	148 (CIN, 11/5)
Net Yards Rushing	231 (10/8 at PIT)	91 (11/26 at ARI)	256 (NYJ, 10/1)	29 (CIN, 11/5)
Net Yards Passing	330 (10/22 at IND)	82 (10/8 at PIT)	301 (PIT, 10/8)	52 (BAL, 9/24)
Offensive Plays	81 (11/12 vs. LAC)	53 (10/8 at PIT)	77 (PIT, 10/8)	37 (CIN, 11/5)
Rushing Attempts	44 (11/19 at CLE)	22 (11/26/17 at ARI)	36 (TEN, 9/17)	17 (CIN, 11/5)
Pass Attempts	51 (11/12 vs. LAC)	14 (10/8 at PIT)	55 (PIT, 10/8)	18 (CIN, 11/5)
Pass Completions	28 (11/12 vs. LAC)	8 (10/8 at PIT)	33 (PIT, 10/8)	10 (CIN, 11/5)
Passes Had Intercepted	2 (9/17 vs. TEN; 11/12 vs. LAC)	0 (five times, last: 12/3 vs. IND)	5 (PIT, 10/8)	0 (three times, last: 11/5 vs. CIN)
Sacks Allowed	5 (10/25 vs. LAR)	0 (three times, last: 11/5 vs. CIN)	10 (HOU, 9/10; IND, 10/22)	0 (LAC, 11/12)
Fumbles	5 (11/19 at CLE)	0 (five times, last: 11/12 vs. LAC)	5 (CLE, 11/19)	0 (three times, last: 11/5 vs. CIN)
Fumbles Lost	2 (10/22 at IND; 11/26 at ARI)	0 (six times, last: 12/3 vs. IND)	3 (HOU, 9/10; CLE, 11/19)	0 (five times, last: IND, 12/3)
Total Turnovers	3 (9/17 vs. TEN)	0 (three times, last: 12/3 vs. IND)	5 (PIT, 10/8; CLE, 11/19)	0 (IND, 10/22; CIN, 11/5)
Penalties	10 (9/10 at HOU, 9/17 vs. TEN)	4 (10/8 at PIT; 10/22 at IND)	10 (three times, last: 11/26 at ARI)	0 (CLE, 11/19)
Yards Penalized	106 (11/12 vs. LAC)	19 (10/8 at PIT)	94 (HOU, 9/10)	0 (CLE, 11/19)
Time of Possession	40:14 (11/5 vs. CIN)	28:52 (10/8 at PIT)	34:39 (11/26 at ARI)	19:46 (CIN, 11/5)
Defensive Interceptions	5 (10/8 at PIT)	0 (three times, last: 11/5 vs. CIN)	2 (TEN, 9/17; LAC, 11/12)	0 (five times, last: IND, 12/4)
Total Takeaways	5 (10/8 at PIT; 11/19 at CLE)	0 (10/22 at IND; 11/5 vs. CIN)	3 (TEN, 9/17)	0 (HOU, 9/10; BAL, 9/24)
Longest Drive (plays)	15 (11/5 vs. CIN)	10 (three times, last: 10/15 vs. LAR)	14 (three times, last: IND, 10/22)	6 (CIN, 11/5)
Longest Drive (yards)	96 (11/5 vs. CIN)	55 (11/19 at CLE)	91 (TEN, 9/17)	66 (HOU, 9/10; CLE, 11/19)
Third Down Conversions	12-18 (11/5 vs. CIN)	1-12 (11/26 at ARI)	6-13 (TEN, 9/17)	3-15 (LAC, 11/12)

REGULAR SEASON INDIVIDUAL HIGHS

	JAGUARS	OPPONENTS
Yards Rushing	181 - Leonard Fournette at PIT, 10/8	163 - Bilal Powell (NYJ, 10/1)
Rushing Attempts	28 - Leonard Fournette at PIT, 10/8; at CLE, 11/19	21 - Bilal Powell (NYJ, 10/1)
Rushing TDs	2 - Leonard Fournette at PIT, 10/8; Blake Bortles at ARI, 11/26	1 - five players; last: Elijah McGuire (NYJ, 10/1)
Receptions	9 - Chris Ivory vs. LAR, 10/15	10 - A. Brown, L. Bell (PIT, 10/8)
Yards Receiving	101 - Allen Hurns at IND, 10/22	157 - Antonio Brown (PIT, 10/8)
Receiving TDs	3 - Mercedes Lewis vs. BAL, 9/24	1 - six players; last: Ja. Brown (ARI, 11/26)
Combined Yards (rush/rec)	184 - Leonard Fournette at PIT, 10/8	190 - Bilal Powell (NYJ, 10/1)
All-Purpose Yards	184 - Leonard Fournette at PIT, 10/8	190 - Bilal Powell (NYJ, 10/1)
Yards Passing	330 - Blake Bortles at IND, 10/22	312 - Ben Roethlisberger (PIT, 10/8)
Pass Attempts	51 - Blake Bortles vs. LAC, 11/12	55 - Ben Roethlisberger (PIT, 10/8)
Pass Completions	24 - Blake Bortles vs. CIN, 11/5	33 - Ben Roethlisberger (PIT, 10/8)
TD Passes	4 - Blake Bortles vs. BAL, 9/24	2 - two players; last: B. Gabbert (ARI, 11/26)
Interceptions Thrown	2 - Blake Bortles vs. TEN, 9/17; vs. LAC, 11/12	5 - Ben Roethlisberger (PIT, 10/8)
Longest Run	90 - Leonard Fournette at PIT, 10/8	75 - Bilal Powell (NYJ, 10/1)
Longest Pass Completion	52 - Blake Bortles to Keelan Cole at IND, 10/22	59 - A. Dalton to T. Kroft (CIN, 11/5)
Longest Kickoff Return	29 - Corey Grant vs. CIN, 11/5	36 - Quan Bray (IND, 10/22)
Longest Punt Return	63 - Jaydon Mickens vs. CIN, 11/5	46 - Adoree Jackson (TEN, 9/17)
Longest INT Return	67 - Tashaun Gipson at HOU, 9/10	9 - Kony Ealy (NYJ, 10/1)
Longest Punt	62 - Brad Nortman vs. CIN, 11/5	70 - Lachlan Edwards (NYJ, 10/1)
Longest Field Goal	56 - Josh Lambo vs. CIN, 11/5	57 - Phil Dawson (ARI, 11/26)
Touchdowns Scored	3 - Mercedes Lewis vs. BAL, 9/24	2 - Austin Ekeler (LAC, 11/22)
Points Scored	14 - Jason Myers vs. BAL, 9/24	13 - two players; last: P. Dawson (ARI, 11/26)

SCORING BY QUARTERS

	JAGUARS					OPPONENTS						
	1	2	3	4	OT	Total	1	2	3	4	OT	Total
9/10 at HOU	3	16**^	7#	3	--	29	0	0	7#	0	--	7
9/17 vs. TEN	3	0	0	13*#	--	16	3	3	17**#	14*#	--	37
9/24 vs. BAL	10#	13#	14##	7*	--	44	0	0	0	7#	--	44
10/1 at NYJ	7#	3	0	10^	0	20	7*	3	10*	0	3	23
10/8 at PIT	0	7*	13@	10*	--	30	3	3	3	0	--	9
10/15 vs. LAR	14#*	0	3	0	--	17	17	7	0	3	--	27
10/22 at IND	14*#	6	7*	0	--	27	0	0	0	0	--	0
11/5 vs. CIN	3	10#	3	7%	--	23	0	7*	0	0	--	7
11/12 vs. LAC	6*	0	8#	3	3	20	0	7#	7#	3	0	17
11/19 at CLE	7#	3	0	9^	--	19	0	7#	0	0	--	7
11/26 at ARI	0	3	7*	14^#	--	24	3	10	3	11	--	27
12/3 vs. IND	7	9	11	3	--	30	0	3	7	0	--	10
12/10 vs. SEA												
12/17 vs. HOU												
12/24 at S.F.												
12/31 at TEN												
Totals	74	70	73	79	3	299	33	50	54	38	3	178

*=TD rushing // #=TD Passing // @=TD on INT return // %=TD on punt return // ^=TD on fumble return // &=TD on blocked FG // !=TD on kickoff return // ~=TD on blocked punt return

2017 SCORING DRIVES

OPPONENT	PLAYS	POSS. TIME	QUARTER	NET YARDS	HOW ACQUIRED	SCORING PLAY
9/10 at HOU	8	2:52	1	51	Kickoff	K Jason Myers 42-yard FG
	10	5:14	2	77	Punt	K Jason Myers 25-yard FG
	9	5:29	2	53	Fumble	RB Leonard Fournette 1-yard rush
	10	4:55	3	75	Kickoff	FB Tommy Bohanon 1-yard pass from QB Blake Bortles
	4	0:20	4	7	INT	K Jason Myers 38-yard FG
9/17 vs. TEN	12	6:01	1	51	Punt	K Jason Myers 43-yard FG
	6	2:45	4	75	Kickoff	RB Leonard Fournette 1-yard rush
	6	2:03	4	77	Kickoff	WR Allen Hurns 1-yard pass from QB Blake Bortles
9/24 vs. BAL	9	4:27	1	58	Punt	K Jason Myers 23-yard FG
	7	3:53	1	80	Punt	TE Mercedes Lewis 17-yard pass from QB Blake Bortles
	10	6:16	2	34	Punt	K Jason Myers 45-yard FG
	8	3:11	2	28	INT	WR Allen Hurns 5-yard pass from QB Blake Bortles
	9	2:15	2	66	Punt	K Jason Myers 29-yard FG
	2	0:43	3	32	INT	TE Mercedes Lewis 30-yard pass from QB Blake Bortles
	2	0:25	3	2	Fumble	TE Mercedes Lewis 4-yard pass from QB Blake Bortles
7	3:28	4	16	Punt	RB Leonard Fournette 3-yard rush	
10/1 at NYJ	10	5:15	1	61	Punt	RB Leonard Fournette 10-yard pass from QB Blake Bortles
	13	7:15	2	70	Punt	K Jason Myers 30-yard FG
	8	2:33	4	41	INT	K Jason Myers 22-yard FG
10/8 at PIT	8	4:05	2	47	INT	RB Leonard Fournette 2-yard rush
	13	8:07	4	67	Punt	K Jason Myers 47-yard FG
	3	1:29	4	98	INT	RB Leonard Fournette 90-yard rush
10/15 vs. LAR	1	0:11	1	75	Kickoff	RB Leonard Fournette 75-yard rush
	4	2:03	1	75	Kickoff	RB Chris Ivory 22-yard pass from QB Blake Bortles
	9	5:00	3	29	Fumble	K Jason Myers 41-yard FG
10/22 at IND	12	5:30	1	75	Kickoff	RB Chris Ivory 1-yard rush
	4	1:54	1	70	Punt	TE Mercedes Lewis 5-yard pass from QB Blake Bortles
	12	6:35	2	67	Punt	K Josh Lambo 42-yard FG
	8	3:51	2	66	Punt	K Josh Lambo 33-yard FG
	6	2:42	3	91	Punt	RB T.J. Yeldon 58-yard rush
11/5 vs. CIN	9	4:02	1	71	Punt	K Josh Lambo 32-yard FG
	15	7:55	2	96	Punt	WR Marqise Lee 3-yard pass from QB Blake Bortles
	11	3:50	2	32	Kickoff	K Josh Lambo 56-yard FG
	9	4:39	3	79	Punt	K Josh Lambo 25-yard FG
11/12 vs. LAC	8	3:56	1	90	Punt	RB Corey Grant 56-yard run
	11	4:12	3	84	Punt	WR Marqise Lee 6-yard pass from QB Blake Bortles
	6	0:55	4	21	Punt	K Josh Lambo 34-yard FG
	4	1:59	OT	0	INT	K Josh Lambo 30-yard FG
11/19 at CLE	4	1:42	1	33	INT	TE Mercedes Lewis 10-yard pass from QB Blake Bortles
	8	3:33	2	47	Punt	K Josh Lambo 38-yard FG
	8	4:52	4	31	INT	K Josh Lambo 39-yard FG
11/26 at ARI	8	1:45	2	31	Punt	K Josh Lambo 43-yard FG
	7	3:56	3	60	Kickoff	QB Blake Bortles 1-yard run
	4	1:41	4	38	Kickoff	QB Blake Bortles 17-yard run
12/3 vs. IND	11	5:18	1	85	Punt	WR Marqise Lee 4-yard pass from QB Blake Bortles
	11	5:14	2	67	Punt	K Josh Lambo 30-yard FG
	12	5:07	2	60	Kickoff	WR Keelan Cole 8-yard pass from QB Blake Bortles
	8	4:26	3	67	Kickoff	RB Leonard Fournette 5-yard run
	11	6:06	3	81	Kickoff	K Josh Lambo 23-yard FG
	6	3:10	4	31	INT	K Josh Lambo 39-yard FG

2017 TAKEAWAYS AND TURNOVERS

TAKEAWAYS

Date	Opponent	Takeaway	Quarter	Yard Line	Result
9/10	Houston	DE Yannick Ngakoue strip-sack of HOU QB Tom Savage , recovered by DT Abry Jones	2	JAX 47	TD
		DE Yannick Ngakoue strip-sack of HOU QB Tom Savage , recovered by DE Dante Fowler Jr. for TD	2	JAX 47	TD
		DE Dante Fowler Jr. strip-sack of HOU QB Dashaun Watson , recovered by DE Yannick Ngakoue to JAX 41-yard line	3	JAX 41	M-FG
		FS Tashaun Gipson INT from HOU QB Dashaun Watson , returned 67 yards to HOU 27-yard line	4	JAX 6	FG
9/17	Tennessee	LB Telvin Smith INT from TEN QB Marcus Mariota , returned 2 yards to JAX 16-yard line	2	JAX 24	INT
9/24	Baltimore	CB A.J. Bouye INT from BAL QB Joe Flacco , returned 19 yards to BAL 28-yard line	2	BAL 20	TD
		CB Jalen Ramsey INT from BAL QB Joe Flacco , returned 1 yard to BAL 32-yard line	3	BAL 16	TD
		DE Calais Campbell forced fumble on BAL RB Terrence West ,	3	JAX 45	TD
10/1	N.Y. Jets	LB Myles Jack returned fumble (backward pass) for TD	4	JAX 14	TD
		CB A.J. Bouye INT from NYJ QB Josh McCown	4	NYJ 34	FG
10/8	Pittsburgh	CB Jalen Ramsey INT from PIT QB Ben Roethlisberger , returned 15 yards to PIT 47-yard line	1	PIT 47	TD
		LB Telvin Smith INT from PIT QB Ben Roethlisberger , returned 28 yards for a TD	3	PIT 22	TD
		SS Barry Church INT from PIT QB Ben Roethlisberger , returned 51 yards for a TD	3	PIT 34	TD
		FS Tashaun Gipson INT from PIT QB Ben Roethlisberger , returned 7 yards to JAX 49-yard line	4	PIT 38	Punt
		FS Tashaun Gipson INT from PIT QB Ben Roethlisberger	4	JAX 32	TD
10/15	L.A. Rams	LB Telvin Smith forced fumble on LAR WR Robert Woods , recovered by CB Aaron Colvin	3	LAR 29	FG
11/12	L.A. Chargers	DT Malik Jackson forced fumble on LAC RB Austin Ekeler , recovered by FS Tashaun Gipson	4	LAC 37	INT
		CB A.J. Bouye INT from LAC QB Philip Rivers , returned 51 yards to LAC 2-yard line	OT	LAC 11	FG
11/19	Cleveland	LB Telvin Smith INT from CLE QB DeShone Kizer , returned 26 yards to CLE 33-yard line	1	CLE 45	TE
		S Jarrod Wilson recovered CLE DB Jabrill Peppers' muffed punt	3	CLE 31	Fumble
		CB A.J. Bouye INT from CLE QB DeShone Kizer	4	JAX 48	FG
		DE Calais Campbell forced fumble on CLE QB DeShone Kizer , recovered by DE Yannick Ngakoue	4	JAX 40	Punt
		DE Yannick Ngakoue forced fumble on CLE QB DeShone Kizer , recovered by LB Telvin Smith in the endzone for a TD	4	CLE 20	TD
11/26	Arizona	DE Yannick Ngakoue forced fumble on ARI QB Blaine Gabbert , recovered by DE Calais Campbell and returned 10 yards for a TD	3	ARI 15	TD
		SS Barry Church INT from ARI QB Blaine Gabbert	4	ARI 41	INT
12/3	Indianapolis	CB Jalen Ramsey INT from IND QB Jacoby Brissett , returned 18 yards to JAX 25-yard line	2	JAX 23	End of Half
		FS Tashaun Gipson INT from IND QB Jacoby Brissett , returned 7 yards to JAX 48-yard line	4	IND 45	FG

TURNOVERS

Date	Opponent	Takeaway	Quarter	Yard Line	Result
9/10	Houston	none			
9/17	Tennessee	TEN LB Brian Orakpo strip sack of QB Blake Bortles , recovered by TEN LB Erik Walden at JAX 39-yard line	2	JAX 46	INT
		TEN DB Curtis Riley INT from QB Blake Bortles , returned 2 yards to TEN 39-yard line	2	TEN 42	FG
		TEN S Da'Norris Searcy INT from QB Blake Bortles , returned 8 yards to JAX 39-yard line	3	JAX 29	FG
9/24	Baltimore	none			
10/1	N.Y. Jets	NYJ DL Kony Ealy INT from QB Blake Bortles , returned 9 yards to JAX 7-yard line	3	JAX 31	FG
10/8	Pittsburgh	PIT LB Ryan Shazier INT from QB Blake Bortles	2	PIT 39	FG
10/15	L.A. Rams	LAR CB Nickell Robey-Colman INT from QB Blake Bortles , returned 31 yards to JAX 45	4	LAR 31	Punt
10/22	Indianapolis	IND DE Henry Anderson strip sack of QB Blake Bortles , returned by FS Darius Butler to the IND 48-yard line	2	IND 25	Time expired
		IND S Matthias Farley forced fumble of RB Chris Ivory , recovered by Farley at the IND 45-yard line	3	JAX 47	Punt
11/5	Cincinnati	CIN DE Chris Smith forced fumble of RB T.J. Yeldon , recovered by S Shawn Williams at the CIN 25-yard line	1	CIN 25	Punt
11/12	L.A. Chargers	LAC S Tre Boston INT from QB Blake Bortles	4	LAC 42	Fumble
		LAC S Tre Boston INT from QB Blake Bortles	4	LAC 10	Punt
11/19	Cleveland	CLE LB Christian Kirksey forced fumble of QB Blake Bortles , recovered by CLE DL Myles Garrett	3	CLE 27	Punt
11/26	Arizona	ARI LB Josh Bynes forced fumble of RB Chris Ivory , recovered by LB Karlos Dansby	2	ARI 34	FG
		ARI S Tyrann Mathieu INT from QB Blake Bortles	4	ARI 38	Punt

2017 LONG PLAYS

RUSHES OF 15+ YARDS (19)

9/10 at HOU

RB **Chris Ivory** for 17 yards in first quarter
RB **Leonard Fournette** for 17 yards in fourth quarter
QB **Blake Bortles** for 15 yards in third quarter

9/17 vs. TEN

LB **Leonard Fournette** for 18 yards in second quarter

9/24 vs. BAL

RB **Corey Grant** for 58 yards in third quarter
RB **Leonard Fournette** for 15 yards in first quarter

10/1 at NYJ

QB **Blake Bortles** for 27 yards in third quarter

10/8 at PIT

RB **Chris Ivory** for 19 yards in fourth quarter
RB **Leonard Fournette** for 90 yards (TD) in fourth quarter

10/15 vs. LAR

RB **Leonard Fournette** for 75 yards (TD) in first quarter

10/22 at IND

RB **T.J. Yeldon** for 58 yards (TD) in third quarter
RB **T.J. Yeldon** for 21 yards in fourth quarter

11/5 vs. CIN

RB **T.J. Yeldon** for 15 yards in fourth quarter

11/12 vs. LAC

RB **Corey Grant** for 56 yards (TD) in first quarter

11/19 at CLE

RB **Leonard Fournette** for 29 yards in first quarter

11/26 at ARI

QB **Blake Bortles** for 28 yards in third quarter
QB **Blake Bortles** for 17 yards (TD) in fourth quarter

12/3 vs. IND

QB **Blake Bortles** for 20 yards in third quarter
RB **Leonard Fournette** for 24 yards in fourth quarter

PASSES OF 20+ YARDS (26)

9/10 at HOU

QB **Blake Bortles** to WR **Allen Hurns** for 20 yards in first quarter

9/17 vs. TEN

QB **Blake Bortles** to RB **Chris Ivory** for 29 yards in fourth quarter
QB **Blake Bortles** to WR **Allen Hurns** for 20 yards in fourth quarter

9/24 vs. BAL

QB **Blake Bortles** to WR **Marqise Lee** for 35 yards in first quarter
QB **Blake Bortles** to TE **Mercedes Lewis** for 30 yards (TD) in third quarter

10/1 at NYJ

QB **Blake Bortles** to RB **Leonard Fournette** for 28 yards in second quarter

10/8 at PIT

QB **Blake Bortles** to WR **Marqise Lee** for 31 yards

10/15 vs. LAR

QB **Blake Bortles** to RB **Chris Ivory** for 22 yards (TD) in first quarter
QB **Blake Bortles** to WR **Marqise Lee** for 21 yards in second quarter

10/22 at IND

QB **Blake Bortles** to WR **Keelan Cole** for 52 yards in first quarter
QB **Blake Bortles** to WR **Allen Hurns** for 50 yards in second quarter
QB **Blake Bortles** to WR **Marqise Lee** for 45 yards in second quarter
QB **Blake Bortles** to RB **Corey Grant** for 28 yards in second quarter
QB **Blake Bortles** to TE **Mercedes Lewis** for 24 yards in first quarter
QB **Blake Bortles** to WR **Allen Hurns** for 20 yards in second quarter

11/5 vs. CIN

QB **Blake Bortles** to TE **Mercedes Lewis** for 37 yards in first quarter

11/12 vs. LAC

QB **Blake Bortles** to WR **Allen Hurns** for 30 yards in first quarter
QB **Blake Bortles** to WR **Keelan Cole** for 36 yards in third quarter
QB **Blake Bortles** to TE **Mercedes Lewis** for 21 yards in third quarter

11/19 at CLE

QB **Blake Bortles** to WR **Dede Westbrook** for 28 yards in second quarter

11/26 at ARI

QB **Blake Bortles** to WR **Keelan Cole** for 24 yards in third quarter

12/3 vs. IND

P **Brad Nortman** to TE **James O'Shaughnessy** for 29 yards (punt formation) in first quarter
QB **Blake Bortles** to WR **Marqise Lee** for 22 yards in first quarter
QB **Blake Bortles** to WR **Dede Westbrook** for 22 yards in first quarter
QB **Blake Bortles** to WR **Dede Westbrook** for 21 yards third quarter
QB **Blake Bortles** to WR **Keelan Cole** for 32 yards in third quarter

INT RETURNS OF 10+ YARDS (7)

9/10 at HOU

FS **Tashaun Gipson** return for 67 yards in fourth quarter

9/24 vs. BAL

CB **A.J. Bouye** return for 19 yards in second quarter

10/8 at PIT

LB **Telvin Smith** return for 28 yards for a TD in third quarter
SS **Barry Church** return for 51 yards for a TD in third quarter

11/12 vs. LAC

CB **A.J. Bouye** return for 51 yards in OT

11/19 at CLE

LB **Telvin Smith** return for 26 yards in first quarter

12/3 vs. IND

CB **Jalen Ramsey** return for 18 yards in second quarter

FUMBLE RETURNS OF 20+ YARDS (3)

9/10 at HOU

DE **Dante Fowler Jr.** for 53 yards and a TD (forced by DE **Yannick Ngakoue**) in second quarter

9/24 vs. BAL

LB **Telvin Smith** for 52 yards (forced by DE **Calais Campbell**) in third quarter

10/1 at NYJ

LB **Myles Jack** for 81 yards and a TD (backward pass) in fourth quarter

LONG TDs OF 15+ YARDS (9)

9/24 vs. BAL

QB **Blake Bortles** to TE **Mercedes Lewis** for 17 yards in first quarter
QB **Blake Bortles** to TE **Mercedes Lewis** for 30 yards in third quarter

10/8 at PIT

RB **Leonard Fournette** rush for 90 yards (TD) in fourth quarter

10/15 vs. LAR

RB **Leonard Fournette** rush for 75 yards (TD) in first quarter
QB **Blake Bortles** to RB **Chris Ivory** for 22 yards (TD) in first quarter

10/22 at IND

RB **T.J. Yeldon** rush for 58 yards (TD) in third quarter

11/5 vs. CIN

WR **Jaydon Mickens** punt return for 63 yards in fourth quarter

11/12 vs. LAC

RB **Corey Grant** rush for 56 yards in first quarter

11/26 at ARI

QB **Blake Bortles** for 17 yards in fourth quarter

FIELD GOALS OF 40+ YARDS (8)

9/10 at HOU

K **Jason Myers** for 42 yards in first quarter

9/17 vs. TEN

K **Jason Myers** for 43 yards in first quarter

9/24 vs. BAL

K **Jason Myers** for 45 yards in second quarter

10/8 at PIT

K **Jason Myers** for 47 yards in fourth quarter

10/15 vs. LAR

K **Jason Myers** for 41 yards in third quarter

10/22 at IND

K **Josh Lambo** for 42 yards in second quarter

11/5 vs. CIN

K **Josh Lambo** for 56 yards in second quarter

11/26 at ARI

K **Josh Lambo** for 43 yards in second quarter

PUNTS OF 50+ YARDS (24)

9/10 at HOU

P **Brad Nortman** for 57 yards in first quarter
P **Brad Nortman** for 61 yards in second quarter

9/17 vs. TEN

P **Brad Nortman** for 52 yards in first quarter
P **Brad Nortman** for 53 yards in second quarter
P **Brad Nortman** for 59 yards in third quarter

9/24 vs. BAL

P **Brad Nortman** for 54 yards in second quarter
P **Brad Nortman** for 60 yards in third quarter

10/1 at NYJ

P **Brad Nortman** for 61 yards in third quarter
P **Brad Nortman** for 51 yards in fourth quarter
P **Brad Nortman** for 51 yards in OT

10/15 vs. LAR

P **Brad Nortman** for 53 yards in second quarter
P **Brad Nortman** for 52 yards in second quarter

10/22 at IND

P **Brad Nortman** for 61 yards in fourth quarter

11/5 vs. CIN

P **Brad Nortman** for 62 yards in third quarter

11/12 at LAC

P **Brad Nortman** for 60 yards in second quarter
P **Brad Nortman** for 52 yards in second quarter
P **Brad Nortman** for 55 yards in third quarter
P **Brad Nortman** for 61 yards in fourth quarter

11/19 at CLE

P **Brad Nortman** for 54 yards in fourth quarter

11/26 at ARI

P **Brad Nortman** for 50 yards in second quarter
P **Brad Nortman** for 60 yards in second quarter
P **Brad Nortman** for 59 yards in third quarter
P **Brad Nortman** for 50 yards in third quarter
P **Brad Nortman** for 56 yards in fourth quarter

2017 RED ZONE EFFICIENCY

at Houston (9/10)

	1st	2nd	3rd	4th	OT	Total	TDs	FGs	PTs
Offense	0-0	1-2	1-1	0-1	-	2-4	2	2	19
Defense	0-0	0-0	1-1	0-1	-	1-2	1	0	7

vs. Tennessee (9/17)

	1st	2nd	3rd	4th	OT	Total	TDs	FGs	PTs
Offense	0-0	0-0	0-0	2-2	-	2-2	2	0	13
Defense	0-0	0-0	2-3	1-1	-	3-4	3	1	24

vs. Baltimore (9/24)

	1st	2nd	3rd	4th	OT	Total	TDs	FGs	PTs
Offense	1-2	1-2	1-1	1-1	-	4-6	4	2	34
Defense	0-0	0-0	0-0	1-1	-	1-1	1	0	7

at N.Y. Jets (10/1)

	1st	2nd	3rd	4th	OT	Total	TDs	FGs	PTs
Offense	1-1	0-1	0-0	0-1	0-0	1-3	1	2	13
Defense	0-0	0-0	0-1	0-1	0-0	0-2	0	1	3

at Pittsburgh (10/8)

	1st	2nd	3rd	4th	OT	Total	TDs	FGs	PTs
Offense	0-0	1-1	0-0	0-0	-	1-1	1	0	7
Defense	0-1	0-1	0-1	0-0	-	0-3	0	3	9

vs. L.A. Rams (10/15)

	1st	2nd	3rd	4th	OT	Total	TDs	FGs	PTs
Offense	0-0	0-0	0-1	0-0	--	0-1	0	1	3
Defense	1-1	0-0	0-0	0-1	--	1-2	1	1	10

at Indianapolis (10/22)

	1st	2nd	3rd	4th	OT	Total	TDs	FGs	PTs
Offense	2-2	1-2	0-0	0-0	--	2-3	2	1	17
Defense	0-0	0-0	0-1	0-0	--	0-1	0	0	0

vs. Cincinnati (11/5)

	1st	2nd	3rd	4th	OT	Total	TDs	FGs	PTs
Offense	0-0	1-1	0-0	0-0	--	1-1	1	0	7
Defense	0-1	1-1	0-1	0-1	--	1-4	1	2	13

vs. L.A. Chargers (11/12)

	1st	2nd	3rd	4th	OT	Total	TDs	FGs	PTs
Offense	0-0	0-0	1-1	0-1	0-1	1-3	1	2	14
Defense	0-0	0-0	0-0	0-0	0-0	0-0	0	0	0

at Cleveland (11/19)

	1st	2nd	3rd	4th	OT	Total	TDs	FGs	PTs
Offense	1-1	0-0	0-0	0-0	--	1-1	1	0	6
Defense	0-0	0-0	0-0	0-0	--	0-0	0	0	0

at Arizona (11/26)

	1st	2nd	3rd	4th	OT	Total	TDs	FGs	PTs
Offense	0-0	0-0	1-1	1-1	--	2-2	2	0	14
Defense	0-1	0-0	0-0	0-0	--	0-1	0	1	3

vs. Indianapolis (12/3)

	1st	2nd	3rd	4th	OT	Total	TDs	FGs	PTs
Offense	1-1	1-2	2-2	0-0	--	3-5	3	2	27
Defense	0-0	0-1	0-0	0-1	--	0-2	0	1	3

PLAYS OF 30+ YARDS

	95	96	97	98	99	00	01	02	03	04	05	06	07	08	09	10	11	12	13	14	15	16	17	Total
Jimmy Smith	2	8	9	12	8	9	4	3	6	9	5													75
Fred Taylor				8	5	4		4	4	6	1	5	5	1										43
Maurice Jones-Drew												6	4	1	6	3	6	1	3					30
Keenan McCardell		5	7	3	2	5	4																	26
Mercedes Lewis											1			1	4	1	1		3	2	1	1	3	18
Allen Hurns																			5	5	4	2		16
Allen Robinson																				13	1			14
Ernest Wilford									3	5	3	2			1									14
Reggie Williams									2	6	3	2												13
Cecil Shorts III																		9	1	3				13
Marqise Lee																			5			4	3	12
Matt Jones											4	4	2	2										12
James Stewart	1	1	4	1	3																			10
Willie Jackson	3	5	1																					9
Justin Blackmon																		6	2					8
Kyle Brady					1	3		2			1													7
Mike Sims-Walker														1	4	2								7
Pete Mitchell	1	1	1	1				1																5
Dennis Northcutt												2	3											5
Mike Thomas															3	2								5
T.J. Yeldon																					3		1	4
Denard Robinson																			3	1				4
Andre Rison		4																						4
Jason Hill															3	1	0	0						4
Keelan Cole																							3	3
Reggie Barlow				1	2																			3
Damon Jones				1	1		1																	3
Mike Brown																		3						3
Montell Owens														1				2						3
Clay Harbor																		1	2					3
Jordan Todman																		2	1					3
Leonard Fournette																							2	2
Arrelious Benn																							2	2
Chris Ivory																						2		2
Corey Grant																							2	2
Julius Thomas																					2			2
Rich Griffith	2																							2
Curtis Marsh	2																							2
Mark Brunell		1					1																	2
Tavian Banks				1	1																			2
Alvis Whitted				1		1																		2
Anthony Johnson						2																		2
R. Jay Soward						2																		2
Patrick Johnson								2																2
Bobby Shaw								2																2
David Garrard								1							1									2
Matthew Hatchette									2															2
Troy Edwards									1	1														2
LaBrandon Toefield									1		1													2
George Wrihster									1					1										2
John Broussard													2											2
Jerry Porter															2									2
Torry Holt																2								2
Zach Miller																1	1							2
Ace Sanders																			2					2
Blake Bortles																				1				1
Bryan Walters																						1		1
Randy Jordan	1																							1
Natrone Means		1																						1
Stacey Mack							1																	1
Kevin Lockett								1																1
Jermaine Lewis									1															1
Marc Edwards									1															1
David Allen									1															1
Todd Yoder										1														1
Brian Jones											1													1
Alvin Pearman											1													1
Greg Estandia													1											1
Jarett Dillard																1								1
Nate Hughes																1								1
Rashad Jennings																	1							1
Laurent Robinson																		1						1
Jordan Shipley																		1						1
Danny Noble																			1					1
Total	12	26	22	29	23	26	11	16	18	20	21	25	22	14	21	14	10	20	18	26	27	14	16	439

PLAYS OF 30+ YARDS - LAST 10 SEASONS

2017

1. 62 Corey Grant run
 2. 35 Blake Bortles to Marqise Lee
 3. 30 Blake Bortles to Mercedes Lewis
 4. 31 Blake Bortles to Marqise Lee
 5. 90 Leonard Fournette run
 6. 75 Leonard Fournette run
 7. 58 T.J. Yeldon run
 8. 52 Blake Bortles to Keelan Cole
 9. 50 Blake Bortles to Allen Hurns
 10. 45 Blake Bortles to Marqise Lee
 11. 37 Blake Bortles to Mercedes Lewis
 12. 34 Blake Bortles to Marqise Lee
 13. 56 Corey Grant run (fake punt)
 14. 36 Blake Bortles to Keelan Cole
 15. 30 Blake Bortles to Allen Hurns
 16. 32 Blake Bortles to Keelan Cole

2016

1. 37 Blake Bortles to Mercedes Lewis
 2. 30 Blake Bortles to Allen Hurns
 3. 38 Blake Bortles to Allen Hurns
 4. 35 Blake Bortles to Allen Robinson
 5. 42t Blake Bortles to Allen Hurns
 6. 51t Blake Bortles to Arrelious Benn
 7. 42 Chris Ivory run
 8. 39 Blake Bortles to Arrelious Benn
 9. 38 Blake Bortles to Marqise Lee
 10. 31 Blake Bortles to Allen Hurns
 11. 51 Blake Bortles to Marqise Lee
 12. 42 Chris Ivory run
 13. 39 Blake Bortles to Marqise Lee
 14. 34 Blake Bortles to Marqise Lee
 15. 37 Blake Bortles to Allen Robinson
 16. 37 Blake Bortles to Chris Ivory
 17. 57 Corey Grant run
 18. 42 Blake Bortles to Allen Robinson

2015

1. 36 Blake Bortles to Allen Robinson
 2. 52t Blake Bortles to Allen Robinson
 3. 46 Blake Bortles to Allen Robinson
 4. 37 Blake Bortles to Allen Robinson
 5. 59t Blake Bortles to Allen Hurns
 6. 48 Blake Bortles to Allen Robinson
 7. 36 T.J. Yeldon run
 8. 59 Blake Bortles to Allen Hurns
 9. 31 Blake Bortles to Allen Hurns
 10. 45 T.J. Yeldon run
 11. 44 Blake Bortles to Allen Robinson
 12. 33 Blake Bortles to Allen Robinson
 13. 30t Blake Bortles to Allen Hurns
 14. 31 Blake Bortles to Bryan Walters
 15. 38 Blake Bortles to Allen Robinson
 16. 34 Blake Bortles to Julius Thomas
 17. 31 Blake Bortles to Allen Robinson
 18. 44 Blake Bortles to Allen Robinson
 19. 67 Blake Bortles to T.J. Yeldon
 20. 30 Blake Bortles to Julius Thomas
 21. 80t Blake Bortles to Allen Hurns
 22. 31 Denard Robinson run
 23. 30 Blake Bortles to Marqise Lee
 24. 37 Blake Bortles to Allen Robinson
 25. 90t Blake Bortles to Allen Robinson
 26. 36 Blake Bortles to Allen Robinson
 27. 45 Blake Bortles to Mercedes Lewis

2014

1. 34t Chad Henne to Allen Hurns
 2. 46 Chad Henne to Allen Hurns
 3. 63t Chad Henne to Mercedes Lewis
 4. 54 Chad Henne to Allen Robinson
 5. 63t Blake Bortles to Allen Hurns
 6. 44 Blake Bortles to Allen Hurns
 7. 30 Blake Bortles to Clay Harbor
 8. 59 Blake Bortles to Clay Harbor
 9. 31t Blake Bortles to Allen Robinson
 10. 41 Denard Robinson run
 11. 32 Blake Bortles run
 12. 48t Blake Bortles to Allen Robinson
 13. 39 Denard Robinson run
 14. 40t Blake Bortles to Allen Hurns
 15. 32t Denard Robinson run
 16. 53 Blake Bortles to Cecil Shorts III
 17. 32 Blake Bortles to Cecil Shorts III
 18. 31 Blake Bortles to Allen Robinson
 19. 37 Blake Bortles to Marqise Lee
 20. 30 Blake Bortles to Marqise Lee
 21. 31 Blake Bortles to Marqise Lee
 22. 35 Blake Bortles to Mercedes Lewis
 23. 30 Blake Bortles to Cecil Shorts III
 24. 33 Blake Bortles to Marqise Lee
 25. 34 Blake Bortles to Marqise Lee
 26. 62t Jordan Todman run

2013

1. 30 Chad Henne to Ace Sanders
 2. 59 Chad Henne to Cecil Shorts III
 3. 31 Blaine Gabbert to Clay Harbor
 4. 67 Blaine Gabbert to J. Blackmon
 5. 39 Chad Henne to J. Blackmon
 6. 43 Chad Henne to Mike Brown
 7. 32 Chad Henne to Mike Brown
 8. 31 Chad Henne to Mike Brown
 9. 30 Maurice Jones-Drew run
 10. 62 Chad Henne to Danny Noble
 11. 51 Chad Henne to Ace Sanders
 12. 44 Maurice Jones-Drew run
 13. 48 Maurice Jones-Drew run
 14. 41 Chad Henne to M. Lewis

9-24-17 vs. Baltimore
 9-24-17 vs. Baltimore
 9-24-17 vs. Baltimore
 10-8-17 at Pittsburgh
 10-8-17 at Pittsburgh
 10-15-17 vs. L.A. Rams
 10-22-17 at Indianapolis
 10-22-17 at Indianapolis
 10-22-17 at Indianapolis
 10-22-17 at Indianapolis
 11-5-17 vs. Cincinnati
 11-5-17 vs. Cincinnati
 11-12-17 vs. L.A. Chargers
 11-12-17 vs. L.A. Chargers
 11-12-17 vs. L.A. Chargers
 12-3-17 vs. Indianapolis

9-11-16 vs. Green Bay
 9-11-16 vs. Green Bay
 9-11-16 vs. Green Bay
 9-18-16 at San Diego
 10-2-16 vs. Indianapolis
 10-16-16 at Chicago
 10-23-16 vs. Oakland
 10-23-16 vs. Oakland
 10-23-16 vs. Oakland
 10-27-16 at Tennessee
 11-6-16 at Kansas City
 11-6-16 at Kansas City
 12-11-16 vs. Minnesota
 12-11-16 vs. Minnesota
 12-24-16 vs. Tennessee
 12-24-16 vs. Tennessee
 1-1-17 at Indianapolis
 1-1-17 at Indianapolis

9-20-15 vs. Miami
 9-20-15 vs. Miami
 9-20-15 vs. Miami
 9-27-15 at New England
 9-27-15 at New England
 10-4-15 at Indianapolis
 10-4-15 at Indianapolis
 10-11-15 at Tampa Bay
 10-25-15 vs. Buffalo
 11-8-15 at New York Jets
 11-8-15 at New York Jets
 11-8-15 at New York Jets
 11-8-15 at New York Jets
 11-19-15 vs. Tennessee
 11-19-15 vs. Tennessee
 11-19-15 vs. Tennessee
 12-6-15 at Tennessee
 12-6-15 at Tennessee
 12-6-15 at Tennessee
 12-13-15 vs. Indianapolis
 12-13-15 vs. Indianapolis
 12-13-15 vs. Indianapolis
 12-20-15 vs. Atlanta
 12-27-15 at New Orleans
 12-27-15 at New Orleans
 1-3-16 at Houston
 1-3-16 at Houston

9-7-14 at Philadelphia
 9-7-14 at Philadelphia
 9-14-14 at Washington
 9-14-14 at Washington
 9-21-14 vs. Indianapolis
 9-28-14 at San Diego
 9-28-14 at San Diego
 10-12-14 at Tennessee
 10-19-14 vs. Cleveland
 10-26-14 vs. Miami
 10-26-14 vs. Miami
 10-26-14 vs. Miami
 11-2-14 at Cincinnati
 11-2-14 at Cincinnati
 11-9-14 vs. Dallas
 11-9-14 vs. Dallas
 11-9-14 vs. Dallas
 11-9-14 vs. Dallas
 11-23-14 at Indianapolis
 11-30-14 vs. New York Giants
 12-7-14 vs. Houston
 12-7-14 vs. Houston
 12-14-14 at Baltimore
 12-18-14 vs. Tennessee
 12-18-14 vs. Tennessee
 12-18-14 vs. Tennessee

9-15-13 at Oakland
 9-22-13 at Seattle
 9-29-13 vs. Indianapolis
 10-6-13 at St. Louis
 10-6-13 at St. Louis
 10-20-13 vs. San Diego
 10-20-13 vs. San Diego
 10-20-13 vs. San Diego
 10-27-13 vs. San Francisco (London)
 11-17-13 vs. Arizona
 11-24-13 at Houston
 11-24-13 at Houston
 12-5-13 vs. Houston
 12-5-13 vs. Houston

15. 33 Jordan Todman run
 16. 30 Chad Henne to Jordan Todman
 17. 30 Chad Henne to M. Lewis
 18. 36 Chad Henne to M. Lewis

2012

1. 39t Blaine Gabbert to Cecil Shorts III
 2. 32 Blaine Gabbert to Laurent Robinson
 3. 59t Maurice Jones-Drew run
 4. 80t Blaine Gabbert to Cecil Shorts III
 5. 34 Blaine Gabbert to Cecil Shorts III
 6. 42t Blaine Gabbert to Cecil Shorts III
 7. 36 Blaine Gabbert to Justin Blackmon
 8. 35 Blaine Gabbert to Cecil Shorts III
 9. 52 Blaine Gabbert to Cecil Shorts III
 10. 63 Chad Henne to Justin Blackmon
 11. 67t Chad Henne to Cecil Shorts III
 12. 39 Chad Henne to Justin Blackmon
 13. 81t Chad Henne to Justin Blackmon
 14. 59t Chad Henne to Cecil Shorts III
 15. 32t Montell Owens run
 16. 38 Chad Henne to Justin Blackmon
 17. 30 Chad Henne to Cecil Shorts III
 18. 36 Chad Henne to Jordan Shipley
 19. 53 Chad Henne to Montell Owens
 20. 30t Chad Henne to Justin Blackmon

2011

1. 39 Maurice Jones-Drew run
 2. 36t Blaine Gabbert to Mike Thomas
 3. 47 Blaine Gabbert to Mike Thomas
 4. 41 Maurice Jones-Drew run
 5. 74t Blaine Gabbert to Jason Hill
 6. 31 Blaine Gabbert to Maurice Jones-Drew
 7. 48 Blaine Gabbert to Maurice Jones-Drew
 8. 62 Blaine Gabbert to Mercedes Lewis
 9. 43 Maurice Jones-Drew run
 10. 56 Maurice Jones-Drew run

2010

1. 33 Mike Thomas run
 2. 42t David Garrard to Mercedes Lewis
 3. 39 David Garrard to Mike Sims-Walker
 4. 52t David Garrard to Zach Miller
 5. 50t David Garrard to Mike Thomas
 6. 75 David Garrard to Maurice-Jones-Drew
 7. 37 Maurice Jones-Drew run
 8. 48t David Garrard to Jason Hill
 9. 74t Rashad Jennings run
 10. 30t Maurice Jones-Drew run
 11. 39 David Garrard to Mike Thomas
 12. 31 David Garrard to Mike Sims-Walker
 13. 37 David Garrard to Jason Hill
 14. 44 Trent Edwards to Jason Hill

2009

1. 36 Maurice Jones-Drew run
 2. 34 David Garrard to Mike Sims-Walker
 3. 30 David Garrard run
 4. 61t Maurice Jones-Drew run
 5. 33t David Garrard to Mercedes Lewis
 6. 41 David Garrard to Torry Holt
 7. 35 David Garrard to Mike Sims-Walker
 8. 80t Maurice Jones-Drew run
 9. 79t Maurice Jones-Drew run
 10. 33 David Garrard to Jarrett Dillard
 11. 61t David Garrard to Mike Sims-Walker
 12. 45 David Garrard to Mike Sims-Walker
 13. 33t Maurice Jones-Drew run
 14. 33 David Garrard to Mercedes Lewis
 15. 35 David Garrard to Mercedes Lewis
 16. 30 David Garrard to Ernest Wilford
 17. 47 David Garrard to Mercedes Lewis
 18. 35t David Garrard to Nate Hughes
 19. 62 David Garrard to Zach Miller
 20. 63 David Garrard to Torry Holt
 21. 30 Maurice Jones-Drew run

2008

1. 33 David Garrard to Matt Jones
 2. 34 Fred Taylor run
 3. 41t Montell Owens run
 4. 32 David Garrard to Mike Walker
 5. 46t Maurice Jones-Drew run
 6. 30t David Garrard to Mercedes Lewis
 7. 32 David Garrard to Reggie Williams
 8. 35 David Garrard to Matt Jones
 9. 31 David Garrard to Jerry Porter
 10. 30 David Garrard to Reggie Williams
 11. 33 David Garrard to Jerry Porter
 12. 41 David Garrard to Dennis Northcutt
 13. 35 David Garrard to Dennis Northcutt
 14. 30t David Garrard to Dennis Northcutt

12-15-13 vs. Buffalo
 12-15-13 vs. Buffalo
 12-22-13 vs. Tennessee
 12-29-13 at Indianapolis

9-9-12 at Minnesota
 9-16-12 vs. Houston
 9-23-12 at Indianapolis
 9-23-12 at Indianapolis
 10-7-12 vs. Chicago
 10-21-12 at Oakland
 10-28-12 at Green Bay
 10-28-12 at Green Bay
 11-8-12 vs. Indianapolis
 11-18-12 at Houston
 11-18-12 at Houston
 11-18-12 at Houston
 11-18-12 at Houston
 11-25-12 vs. Tennessee
 12-9-12 vs. New York Jets
 12-16-12 at Miami
 12-16-12 at Miami
 12-23-12 vs. New England
 12-23-12 vs. New England
 12-30-12 at Tennessee

9-25-11 at Carolina
 9-25-11 at Carolina
 10-2-11 vs. New Orleans
 10-2-11 vs. New Orleans
 10-9-11 vs. Cincinnati
 11-27-11 vs. Houston
 12-5-11 vs. San Diego
 12-11-11 vs. Tampa Bay
 12-15-11 at Atlanta
 1-1-12 vs. Indianapolis

10-10-10 at Buffalo
 10-31-10 at Dallas
 10-31-10 at Dallas
 11-14-10 vs. Houston
 11-14-10 vs. Houston
 11-21-10 vs. Cleveland
 12-5-10 at Tennessee
 12-12-10 vs. Oakland
 12-12-10 vs. Oakland
 12-12-10 vs. Oakland
 12-18-10 at Indianapolis
 12-26-10 vs. Washington
 12-26-10 vs. Washington
 1-2-11 at Houston

9-20-09 vs. Arizona
 9-20-09 vs. Arizona
 9-28-09 at Houston
 9-28-09 at Houston
 10-4-09 vs. Tennessee
 10-18-09 vs. St. Louis
 10-18-09 vs. St. Louis
 11-1-09 at Tennessee
 11-1-09 at Tennessee
 11-8-09 vs. Kansas City
 11-8-09 vs. Kansas City
 11-8-09 vs. Kansas City
 11-15-09 at New York Jets
 11-15-09 at New York Jets
 11-22-09 vs. Buffalo
 11-29-09 at San Francisco
 12-6-09 vs. Houston
 12-6-09 vs. Houston
 12-6-09 vs. Houston
 12-13-09 vs. Miami
 1-3-10 at Cleveland

9-7-08 at Tennessee
 9-21-08 at Indianapolis
 9-28-08 vs. Houston
 10-5-08 vs. Pittsburgh
 10-12-08 at Denver
 10-12-08 at Denver
 10-26-08 vs. Cleveland
 10-26-08 vs. Cleveland
 11-2-08 at Cincinnati
 11-23-08 vs. Minnesota
 12-1-08 at Houston
 12-14-08 vs. Green Bay
 12-14-08 vs. Green Bay
 12-14-08 vs. Green Bay

Bold indicates Playoffs

RECORD WHEN...

	95	96	97	98	99	00	01	02	03	04	05	06	07	08	09	10	11	12	13	14	15	16	17	Total	Post
	W-L	W-L	W-L	W-L	W-L	W-L	W-L	W-L	W-L	W-L	W-L	W-L	W-L	W-L	W-L	W-L	W-L	W-L	W-L	W-L	W-L	W-L	W-L	W-L	W-L
Play at home	2-6	7-1	7-1	7-1	7-1	4-4	3-5	3-5	5-3	4-4	6-2	6-2	6-2	2-6	5-3	5-3	4-4	1-7	1-7	3-5	4-4	1-6	4-2	98-83	2-1
Play on the road	2-6	2-6	4-4	4-4	7-1	3-5	3-5	3-5	0-8	5-3	6-2	2-6	5-3	3-5	2-6	3-5	1-7	1-7	3-5	0-8	1-7	1-5	4-2	65-113	3-5
Play on grass field	3-8	8-3	10-2	9-2	10-2	5-8	5-9	6-8	5-7	7-6	11-2	8-6	11-3	3-10	5-7	6-6	4-8	1-12	4-9	3-10	4-7	2-9	6-4	135-148	4-4
Play on artificial field	1-4	1-4	1-3	2-3	4-0	2-1	1-1	0-2	0-4	2-1	1-2	0-2	0-2	2-1	2-2	2-2	1-3	1-2	0-3	0-3	1-4	0-2	2-0	27-51	1-2
Play in a dome	1-1	1-2		0-1	1-0	0-1	1-0	0-1	0-2	1-1	0-2	0-1	0-2	2-1	1-1	1-1	1-2	0-1	1-2	0-2		0-1	2-0	13-25	
Score first	4-1	7-2	8-2	8-2	9-1	5-6	4-2	4-4	3-3	6-0	8-1	5-2	9-1	3-2	5-2	4-0	4-3	1-5	3-4	0-5	3-2	1-3	7-2	111-55	2-2
Opponent scores first	0-11	2-5	3-3	3-3	5-1	2-3	2-8	2-6	2-8	3-7	4-3	3-6	2-4	2-9	2-7	4-8	1-8	1-9	1-8	3-8	2-9	1-8	1-2	51-144	3-4
Score on first poss.	4-3	6-1	6-2	3-2	5-0	3-1	2-2	3-0	0-2	3-0	6-0	5-1	6-2	3-2	7-2	5-1	1-1	1-3	3-0	0-3	2-1	0-1	4-3	78-34	3-2
Score 20+ points	3-4	8-3	10-3	11-1	11-0	5-3	3-4	6-3	4-2	5-1	11-1	6-4	9-3	5-2	6-1	7-3	1-1	2-4	3-2	3-1	4-5	1-4	7-2	131-57	5-2
Score fewer than 20 pts.	1-8	1-4	1-2	0-4	3-2	2-6	3-6	0-7	1-9	4-6	1-3	2-4	2-2	0-9	1-8	1-5	4-10	0-10	1-10	0-11	1-5	1-6	1-2	31-139	0-4
Allow 20+ points	1-9	3-4	5-5	5-3	4-2	1-7	0-8	2-9	2-9	2-5	4-3	0-7	2-4	2-10	4-7	5-8	0-8	0-13	3-11	1-11	2-9	1-8	0-3	49-163	3-6
Allow fewer than 20 pts.	3-3	6-3	6-0	6-2	10-0	6-2	6-2	4-1	3-2	7-2	8-1	8-1	9-1	3-1	3-2	3-0	5-3	2-1	1-1	2-2	1-1	1-2	8-0	111-33	2-0
Game decided by <7 pts.	3-5	7-5	4-4	5-2	4-1	2-5	3-6	3-8	4-6	8-3	8-2	2-7	4-2	4-6	5-3	2-2	3-5	2-3	2-1	1-2	4-5	1-4	1-2	83-88	3-0
Game decided by <3 pts.	2-2	4-2	2-0	1-2	3-1	1-3	0-3	2-5	1-2	5-2	3-1	0-3	1-2	2-1	1-1		1-1		1-0	1-1	1-0	1-1		33-33	3-0
Lead after 1st quarter	4-2	6-0	7-2	8-2	6-1	4-2	4-1	4-3	2-0	4-0	8-0	4-2	8-2	2-3	3-1	3-1	4-0	1-3	3-4	0-6	2-1	1-2	7-0	96-38	2-0
Trail after 1st quarter	0-8	3-3	2-2	2-3	3-1	2-5	0-6	2-6	1-9	2-6	3-2	3-3	1-2	3-3	4-5	2-7	1-8	1-6	0-7	2-5	2-9	0-7	1-2	41-121	3-4
Lead at halftime	4-1	4-0	10-1	7-1	9-1	6-3	4-2	6-2	3-2	5-0	6-0	6-2	10-1	2-2	5-0	4-1	4-1	1-3	4-1	1-3	2-1	1-2	7-0	112-30	4-1
Trail at halftime	0-9	4-6	0-4	3-3	3-1	0-5	1-6	0-6	1-8	4-6	6-3	0-5	1-4	2-9	2-9	1-7	0-7	1-7	0-10	2-10	2-10	1-7	1-3	35-147	0-4
Tied at halftime	0-2	1-1	1-0	1-1	2-0	1-1	1-2	0-2	1-1	0-1	0-1	2-1		1-0		3-0	1-3	0-3	0-1		1-0	0-1	0-1	16-22	1-1
Lead after 3rd quarter	2-1	6-1	10-1	9-1	11-1	7-3	5-3	6-1	3-2	7-1	9-2	7-0	9-0	3-2	4-1	6-1	5-1	1-1	3-1	2-2	2-2	1-2	7-0	125-30	4-0
Trail after 3rd quarter	2-11	3-5	1-4	2-3	2-1	0-5	1-6	0-7	1-7	2-6	2-2	0-8	2-5	1-9	2-8	1-6	0-8	1-11	1-11	1-11	2-8	1-9	0-4	26-154	0-6
Goes into overtime		1-1	0-1			1-0				1-0	2-0	0-1		1-0	1-0	0-1		0-3			0-1		1-1	8-9	
Have + turnover ratio	3-3	5-1	7-2	7-2	9-0	6-2	3-3	5-3	2-2	7-0	8-2	6-1	9-1	4-2	5-2	6-0	4-3	2-3	4-2	1-4	2-2	1-1	6-1	111-43	4-0
Have - turnover ratio	0-7	0-5	1-3	1-3	2-2	1-7	2-5	0-3	1-6	0-2	1-2	1-5	1-3	0-6	2-4	2-8	0-5	0-6	0-8	0-8	1-9	1-8	2-1	19-117	0-5
Turnover ratio is even	1-2	4-1	3-0	3-0	3-0		1-2	1-4	2-3	2-5	3-0	1-2	2-1	1-3	0-2		1-3	0-5	0-2	2-1	2-0	0-2	0-2	33-40	1-1
Have 30:00+ T.O.P	2-5	6-5	8-1	4-1	11-1	6-5	4-1	4-3	5-5	5-5	9-2	8-3	8-2	4-6	7-1	5-6	5-4	0-6	2-2	1-4	2-2	0-5	6-2	15-77	4-1
Have < 30:00 T.O.P	2-7	3-2	3-4	7-4	3-1	1-4	2-9	2-7	0-6	3-2	3-2	0-5	3-3	1-5	0-8	3-2	0-7	2-8	2-10	2-9	3-9	2-6	2-2	50-124	1-5
Have 30:00 T.O.P										1-0														1-0	
Have 100-yard rusher		1-1	1-0	7-1	5-0	5-4	2-1	2-3	2-1	3-2	5-1	3-3	6-1	2-0	2-2	6-2	3-3	1-0	1-1	1-1	1-1	0-1	4-1	63-30	4-1
Have 300 net passing yds.		2-2	4-0	1-0	3-0	0-2		1-0	1-0	0-2		0-1	0-1	0-1	2-0	1-0		0-2	0-1		1-5	0-3	2-0	18-20	
Have a 100-yd. receiver	0-2	4-3	6-2	2-1	4-2	5-5	3-3	0-2	2-1	2-2	3-3	1-1	0-2	1-5	2-1	2-1	0-1	1-5	0-2	0-4	3-7	0-3	1-0	42-58	1-1
Have two 100-yd. receivers		1-1	0-1	1-1	3-0	0-1	0-1								1-0						0-2			6-7	
In August																								1-0	
In September	0-4	2-3	2-1	4-0	2-1	2-2	2-1	2-1	0-4	3-0	2-1	2-1	2-1	2-2	1-2	1-2	1-2	1-3	0-4	0-4	1-2	0-3	2-1	36-45	
In October	3-2	1-3	2-2	1-2	4-0	1-4	0-3	1-3	1-2	2-3	2-2	2-2	3-1	1-2	2-1	3-2	1-4	0-3	0-4	1-3	1-3	2-2	2-2	36-55	
In November	0-3	2-1	4-1	4-1	4-0	2-1	1-3	2-2	2-3	1-2	4-0	2-2	3-1	1-3	3-2	2-1	1-2	1-3	3-1	1-3	2-2	0-4	3-1	48-42	
In December	1-3	4-0	2-1	2-2	3-1	2-2	3-2	1-4	2-2	2-2	3-1	2-3	3-2	1-4	1-3	2-2	1-3	0-5	1-3	1-3	1-3	0-2	1-0	39-53	1-1
In January					1-0		0-1			1-0	1-0				0-1	0-1	1-0				0-1			4-4	4-5

	95	96	97	98	99	00	01	02	03	04	05	06	07	08	09	10	11	12	13	14	15	16	17	Total	Post
	W-L	W-L	W-L	W-L	W-L	W-L	W-L	W-L	W-L	W-L	W-L	W-L	W-L	W-L	W-L	W-L	W-L	W-L	W-L	W-L	W-L	W-L	W-L	W-L	W-L
On Saturday				0-1	0-1					1-0						0-1					1-3	1-0		4-2	
On Sunday night	0-1	1-0	0-1	1-0	1-1		0-1	1-0	0-1	1-0			0-1								5-6			1-3	
On Monday night			1-0	2-0	2-0	0-2	0-1					2-0	0-1		0-1		0-1	1-1						8-7	
On Thursday night					1-0		0-1								0-1	0-1		0-1	0-1	1-0	1-0	1-0	0-1	4-6	
Kickoff is 9:30 a.m.																				0-1	0-1	1-0	1-0	2-0	2-2
Kickoff is 1:00/12:30	3-8	7-3	6-3	7-3	8-1	3-5	6-4	4-6	3-11	7-5	9-4	3-7	9-4	3-5	7-5	7-4	4-9	2-10	3-10	2-12	2-10	1-9	7-2	112-139	3-2
Kickoff is 4:00/:05/:15/:25	1-3	1-4	4-2	2-1	2-1	3-1	0-4	2-3	1-0	2-1	2-0	3-1	2-0	2-3	0-3	1-3		0-3	0-2	0-1	1-1	0-1	0-2	29-40	1-2
Kickoff is 8:00/:20/:25/:35	0-1	1-0		2-1	2-0	1-1	0-1	0-1	1-0	0-1	1-0	2-0	0-1	0-3	0-1	0-1	1-2	0-1	1-0	1-0	1-0	0-1		14-16	1-2
Kickoff is 9:00				1-0		2-0	0-2	0-1																3-3	

*All Times Eastern

	02	03	04	05	06	07	08	09	10	11	12	13	14	15	16	17	Total
	W-L	W-L	W-L	W-L	W-L	W-L	W-L	W-L	W-L	W-L	W-L	W-L	W-L	W-L	W-L	W-L	W-L
vs. AFC South Teams	1-5	2-4	2-4	4-2	2-4	2-4	2-4	3-3	3-3	3-3	2-4	3-3	1-5	2-4	1-2	3-1	36-55
vs. AFC North Teams	1-3	0-1	0-1	4-0	1-0	1-0	1-0	0-4	0-1	1-0	1-3	0-1	1-0	1-3	0-1	4-0	16-18
vs. AFC East Teams	1-0	0-4	1-0	1-0	2-2	1-0	0-1	2-2	1-0	0-1	0-4	0-1	0-1	2-2	0-1	0-1	11-20
vs. AFC West Teams	1-0	1-0	3-1	0-1	0-1	4-0	1-0	1-0	2-2	0-1	0-1	0-4	0-1	0-1	0-4	1-0	14-17
vs. NFC South Teams			2-2				3-1			1-3				0-4			6-10
vs. NFC North Teams				3-1				2-2			0-4				1-3		6-10
vs. NFC East Teams	2-2					3-1			1-3				1-3				7-9
vs. NFC West Teams					3-1				1-3			0-4			0-2		4-10

2017 DRIVE CHART

Week 1 – Sept. 10 at Houston Texans

JAX	Start	Plys	Yds	End	Deep	Result	HOU	Start	Plys	Yds	End	Deep	Result
1.	<u>J25</u>	8	51	H24	H24	Field goal	1.	H25	3	-6	H19	H26	Punt
2.	J38	3	5	J43	J43	Punt	2.	H20	9	29	H49	50	Punt
3.	<u>J16</u>	10	77	H 7	H 7*#	Field goal	3.	H25	3	3	H28	H30	Punt
4.	J25	3	8	J33	J33	Punt	4.	H33	3	-3	H30	H37	Punt
5.	J19	3	3	J22	J23	Punt	5.	H38	3	15	J44	J44	Fumble
6.	<u>J47</u>	9	53	EZ	H 1*#	Touchdown	6.	H25	5	28	J37	J31	Fumble (TD on ret)
7.	<u>J25</u>	10	75	EZ	H 1*#	Touchdown	7.	H25	2	13	H32	H32	End of half
8.	J41	9	38	H21	H21	Missed field goal	8.	<u>H25</u>	14	75	EZ	J 4*#	Touchdown
9.	J25	3	4	J29	J29	Punt	9.	H25	11	34	J35	J35	Fumble
10.	<u>H27</u>	4	7	H20	H20	Field goal	10.	H29	5	13	H42	H42	Punt
11.	H14	2	-2	H15	H14	End of game	11.	H37	7	43	J20	J10*#	Interception
							12.	H11	4	3	H16	H19	Failed 4 th down

Week 2 – Sept. 17 vs. Tennessee Titans

JAX	Start	Plys	Yds	End	Deep	Result	TEN	Start	Plys	Yds	End	Deep	Result
1.	<u>J24</u>	21	51	T25	T25	Field goal	1.	T25	3	3	T28	T28	Punt
2.	J25	3	4	J29	J29	Punt	2.	<u>T25</u>	11	53	J22	J22	Field goal
3.	J29	3	4	J33	J33	Punt	3.	T28	3	1	T29	T33	Punt
4.	J41	5	-2	J46	T48	Fumble	4.	T14	3	4	T18	T18	Punt
5.	<u>J16</u>	10	42	T42	T27	Interception	5.	J39	3	15	J24	J24	Interception
6.	J25	3	4	J29	J29	Interception	6.	<u>T39</u>	10	38	J23	J23	Field goal
7.	J25	3	-4	J21	J25	Punt	7.	<u>J39</u>	10	31	J 8	J 8*#	Field goal
8.	J 9	4	-3	J 6	J21	Punt	8.	<u>J34</u>	2	34	EZ	J17*	Touchdown
9.	J15	7	22	J37	J49	Punt	9.	<u>J49</u>	3	49	EZ	J 1*#	Touchdown
10.	<u>J25</u>	6	75	EZ	T 1*#	Touchdown	10.	<u>T14</u>	8	86	EZ	J32	Touchdown
11.	<u>J23</u>	6	77	EZ	T 7*	Touchdown	11.	<u>J25</u>	6	25	EZ	J 3*#	Touchdown
							12.	T20	5	16	T37	T37	End of game

Week 3 – Sept. 24 vs. Baltimore Ravens at Wembley Stadium

JAX	Start	Plys	Yds	End	Deep	Result	BAL	Start	Plys	Yds	End	Deep	Result
1.	<u>J37</u>	9	58	B 5	B 5*	Field goal	1.	B40	3	-1	B39	B44	Punt
2.	<u>J20</u>	7	80	EZ	B17*	Touchdown	2.	B25	3	8	B33	B33	Punt
3.	<u>J39</u>	10	34	B27	B27	Field goal	3.	B25	3	-8	B17	B25	Punt
4.	J21	3	5	J26	J26	Punt	4.	B25	3	4	B29	B29	Punt
5.	<u>B28</u>	8	28	EZ	B 5*#	Touchdown	5.	B20	1	0	B20	B20	Interception
6.	<u>J23</u>	9	66	B11	B11*	Field goal	6.	B25	5	13	B38	B38	Punt
7.	<u>J29</u>	1	-1	J29	J29	End of half	7.	<u>B25</u>	3	4	B29	B29	Punt
8.	J25	5	10	J35	J40	Punt	8.	B 5	3	11	B16	B16	Interception
9.	<u>B32</u>	2	32	EZ	B30	Touchdown	9.	B25	4	29	J45	J45	Fumble
10.	<u>B 2</u>	2	2	EZ	B 2*#	Touchdown	10.	B25	5	17	B42	B45	Punt
11.	<u>J15</u>	7	85	EZ	B 3*#	Touchdown	11.	B25	12	38	J40	J40	Failed 4 th down
12.	J37	3	3	J40	J40	Punt	12.	<u>B24</u>	9	76	EZ	J 6*	Touchdown
13.	J16	5	16	J33	J34	End of game							

Week 4 – Oct. 1 at New York Jets

JAX	Start	Plys	Yds	End	Deep	Result	NYJ	Start	Plys	Yds	End	Deep	Result
1.	<u>J39</u>	10	61	EZ	NY10*#	Touchdown	1.	NY25	3	4	NY29	NY29	Punt
2.	J15	8	31	J46	J46	Punt	2.	<u>NY25</u>	1	75	EZ	NY25	Touchdown
3.	<u>J13</u>	13	75	NY12	NY12*	Field goal	3.	NY13	10	42	J45	J35	Punt
4.	J25	3	0	J25	J25	Punt	4.	<u>NY31</u>	9	42	J27	J21	Field goal
5.	<u>J35</u>	1	-1	J35	J35	End of half	5.	<u>NY31</u>	6	42	J27	J22	Missed field goal
6.	J25	6	23	J48	NY48	Punt	6.	<u>NY18</u>	2	82	EZ	NY31	Touchdown
7.	J25	4	6	J31	J38	Punt	7.	NY 8	7	32	NY40	NY41	Punt
8.	J13	5	18	J31	J31	Interception	8.	<u>J 7</u>	4	-1	J 8	J 7*#	Field goal
9.	J25	6	41	NY34	NY29	Missed field goal	9.	NY42	4	39	J14	J14*	Fumble (ret.-TD)
10.	J20	3	9	J29	J29	Punt	10.	NY25	7	34	J41	J41	Punt
11.	<u>NY35</u>	8	31	NY 4	NY 4*#	Field goal	11.	NY20	5	14	NY34	NY34	Interception
12.	J25	5	21	J46	J46	Punt@	12.	<u>NY25</u>	3	6	NY39	NY39	End of half
13.	50	3	7	NY43	NY43	Punt@	13.	NY 3	3	7	NY10	NY10	Punt@
14.	J 3	3	-1	J 2	J 3	Punt@	14.	NY 9	5	16	NY25	NY25	Punt@
							15.	<u>J25</u>	4	2	J23	J23	Field goal@

Underlined = last drive of half; * = Inside the 20; # = Goal-to-go; @ = Overtime possession

2017 DRIVE CHART

Week 5 – Oct. 8 at Pittsburgh Steelers

JAX	Start	Plys	Yds	End	Deep	Result	PIT	Start	Plys	Yds	End	Deep	Result
1.	J25	3	5	J30	J30	Punt	1.	<u>P28</u>	7	61	J11	J 9*	Field goal
2.	J25	6	36	P39	P39	Punt	2.	P 4	11	42	P46	P46	Interception
3.	<u>P47</u>	8	47	EZ	P 2*#	Touchdown	3.	P18	4	20	P38	P38	Punt
4.	J 8	13	49	P43	P42	Punt	4.	P 5	6	14	P19	P19	Punt
5.	<u>P48</u>	2	3	P45	P345	Interception	5.	<u>P39</u>	6	45	J16	J16*	Field goal
6.	J25	3	0	J25	J28	Punt	6.	<u>P25</u>	14	73	J 2	J 2*#	Field goal
7.	J 4	13	67	P29	P29	Field goal	7.	P23	2	-1	P22	P23	Interception (ret.-TD)
8.	J44	3	9	P47	P47	Punt	8.	P25	6	9	P34	P41	Interception (ret.-TD)
9.	J 2	3	98	EZ	J10	Touchdown	9.	P25	9	20	P45	P49	Punt
							10.	P25	5	13	P38	P38	Interception
							11.	P14	7	54	J32	J28	Interception
							12.	P30	3	9	P36	P36	End of game

Week 6 – Oct. 15 vs. Los Angeles Rams

JAX	Start	Plys	Yds	End	Deep	Result	LAR	Start	Plys	Yds	End	Deep	Result
1.	J25	1	75	EZ	J25	Touchdown	1.	LA24	3	9	LA33	LA33	Punt
2.	J20	4	9	J29	J36	Punt	2.	J45	4	8	J37	J37	Field goal
3.	J25	4	75	EZ	LA22	Touchdown	3.	LA25	3	-9	LA16	LA25	Punt
4.	J31	3	0	J31	J31	Punt	4.	<u>LA34</u>	7	66	EZ	J 4*#	Touchdown
5.	J25	5	24	J49	50	Punt	5.	LA23	3	4	LA27	LA29	Punt
6.	J16	4	19	J35	J35	Punt	6.	LA12	5	22	LA34	LA34	Punt
7.	J22	3	5	J27	J27	Punt	7.	<u>LA26</u>	5	23	LA49	J46	Punt
8.	J18	3	1	J19	J19	Punt (blocked-TD)	8.	LA11	3	38	LA29	LA29	Fumble
9.	<u>J40</u>	7	24	LA36	LA36	Missed field goal	9.	LA25	8	28	J47	J40	Punt
10.	J25	6	28	LA47	LA47	Punt	10.	J45	3	-10	LA45	LA45	Punt
11.	J48	9	29	LA23	LA18*	Field goal	11.	<u>LA32</u>	12	57	J11	J10*	Field goal
12.	J15	10	54	LA31	LA28	Interception	12.	LA44	2	-2	LA43	LA44	End of game
13.	J19	3	7	J26	J26	Punt							
14.	J25	7	39	LA36	LA36	Missed field goal							

Week 7 – Oct. 22 at Indianapolis Colts

JAX	Start	Plys	Yds	End	Deep	Result	IND	Start	Plys	Yds	End	Deep	Result
1.	J25	12	75	EZ	I 1*#	Touchdown	1.	I25	5	4	I29	I29	Punt
2.	J30	4	70	EZ	I 5*#	Touchdown	2.	I23	8	29	J48	J38	Punt
3.	J 9	12	67	I24	I24	Field goal	3.	I18	3	8	I26	I26	Punt
4.	J19	8	66	I15	I15*	Field goal	4.	I25	6	19	I44	I44	Punt
5.	<u>J15</u>	5	60	I25	I25	Fumble	5.	<u>I48</u>	2	-8	I47	I48	End of half
6.	J14	5	41	J47	J47	Fumble	6.	I36	3	6	I42	I42	Punt
7.	J 9	6	91	EZ	J42	Touchdown	7.	I45	5	0	I45	J44	Punt
8.	J 6	3	8	J14	J14	Punt	8.	I25	9	69	J 6	J 6*	Failed 4 th down
9.	J30	3	9	J39	J39	Punt	9.	I25	3	-13	I12	I25	Punt
10.	J33	8	43	I24	I24	Failed 4 th down	10.	I15	14	52	J38	J38	Failed 4 th down
11.	J31	1	-1	J31	J31	End of game	11.	I23	9	46	J34	J34	Failed 4 th down

Week 9 – Nov. 5 vs. Cincinnati Bengals

JAX	Start	Plys	Yds	End	Deep	Result	CIN	Start	Plys	Yds	End	Deep	Result
1.	J25	10	50	C20	C20	Fumble	1.	C25	4	25	50	50	Punt
2.	J15	9	71	C14	C14*	Field goal	2.	C27	6	27	J46	J46	Punt
3.	J 4	15	96	EZ	C 3*#	Touchdown	3.	<u>C20</u>	5	80	EZ	J 7*#	Touchdown
4.	<u>J25</u>	11	37	C38	C38	Field goal	4.	<u>C21</u>	2	0	C22	C22	End of half
5.	J13	9	79	C 8	C 8*	Field goal	5.	C16	6	26	C42	J48	Punt
6.	J25	6	13	J38	J48	Punt	6.	C35	3	-15	C20	C35	Punt
7.	J32	6	21	C47	C47	Punt	7.	C10	3	1	C11	C11	Punt (ret.-TD)
8.	J30	15	63	C 6	C 1*#	Failed 4 th down	8.	C26	4	5	C31	C45	Punt
							9.	C15	3	0	C15	C15	Punt
							10.	C 7	1	-1	C 7	C 7	End of game

2017 DRIVE CHART

Week 10 – Nov. 12 vs. Los Angeles Chargers

JAX	Start	Plys	Yds	End	Deep	Result	LAC	Start	Plys	Yds	End	Deep	Result
1.	J20	5	40	LA40	LA40	Punt	1.	LA20	5	19	LA39	LA40	Punt
2.	J38	3	9	J47	J47	Punt	2.	LA 7	3	8	LA15	LA15	Punt
3.	J10	8	90	EZ	J44	Touchdown	3.	LA10	3	9	LA19	LA19	Punt
4.	J20	6	20	J40	J40	Punt	4.	LA19	10	45	J36	J36	Punt
5.	J28	3	-6	J22	J28	Punt	5.	LA20	3	0	LA20	LA20	Punt
6.	<u>J25</u>	2	8	J33	J33	End of half	6.	LA13	7	87	EZ	J28	Touchdown
7.	J25	3	2	J27	J27	Punt	7.	LA24	6	76	EZ	J20	Touchdown
8.	J25	5	40	LA35	LA35	Failed 4 th down	8.	LA35	5	10	LA45	LA45	Punt
9.	J16	11	84	EZ	LA 6*	Touchdown	9.	LA28	3	8	LA36	LA36	Punt
10.	J17	3	4	J21	J21	Punt	10.	LA23	7	45	J32	J32	Field goal
11.	J24	5	17	J41	J41	Punt	11.	LA34	3	9	LA43	LA43	Punt
12.	J21	4	18	J39	J44	Punt	12.	LA20	5	11	LA31	LA35	Punt
13.	J29	4	18	J47	J47	Interception	13.	LA42	1	-6	LA37	LA37	Fumble
14.	LA36	3	-1	LA37	LA22	Interception	14.	LA10	3	6	LA16	LA16	Punt
15.	J48	6	36	LA16	LA16*	Field goal	15.	<u>LA22</u>	1	-1	LA22	LA22	End of half
16.	J29	8	24	LA47	LA47	Punt@	16.	LA10	3	1	LA11	LA11	Interception@
17.	LA17	4	5	LA12	LA12*	Field goal@							

Week 11 – Nov. 19 at Cleveland Browns

JAX	Start	Plys	Yds	End	Deep	Result	CLE	Start	Plys	Yds	End	Deep	Result
1.	J10	7	24	J34	J41	Punt	1.	J48	3	3	J45	J42	Punt
2.	C33	4	33	EZ	C10*#	Touchdown	2.	C45	1	0	C45	C45	Interception
3.	J25	3	3	J28	J28	Punt	3.	C25	3	-3	C22	C32	Punt
4.	J33	8	47	C20	C20	Field goal	4.	C27	3	4	C31	C31	Punt
5.	J25	3	2	J27	J27	Punt	5.	C34	5	66	EZ	J27	Touchdown
6.	J19	6	29	J48	C49	Punt	6.	C40	3	0	C40	C40	Punt
7.	<u>J42</u>	13	35	C23	C22	Missed field goal	7.	C16	3	-1	C15	C16	Punt
8.	J25	3	7	J32	J32	Punt	8.	<u>C31</u>	1	-1	C31	C31	End of half
9.	J23	3	2	J25	J25	Punt (fumbled ret.)	9.	C26	6	17	C43	C43	Punt
10.	C31	3	2	C27	C27	Fumble	10.	C29	6	29	J42	J35	Punt
11.	J20	11	29	J49	C44	Punt	11.	C14	3	9	C23	C23	Punt
12.	J23	3	1	J24	J24	Punt	12.	C33	4	11	C44	C44	Interception
13.	J48	8	31	C21	C21	Field goal	13.	C22	7	34	J40	J40	Fumble
14.	J44	3	2	J46	J46	Punt	14.	C20	1	-20	C20	C20	Fumble (ret.-TD)
15.	J22	1	-1	J22	J22	End of game	15.	C42	6	36	J22	J22	Failed 4 th down

Week 12 – Nov. 26 at Arizona Cardinals

JAX	Start	Plys	Yds	End	Deep	Result	ARZ	Start	Plys	Yds	End	Deep	Result
1.	J25	3	-5	J20	J25	Punt	1.	A33	9	51	J16	J16*	Field goal
2.	J25	5	15	J40	J40	Punt	2.	A25	9	29	J46	J46	Punt
3.	J 4	9	56	A34	A34	Fumble	3.	A40	5	36	J24	J24	Field goal
4.	J25	3	-14	J11	J26	Punt	4.	J41	4	41	EZ	J29	Touchdown
5.	J25	3	15	J40	50	Punt	5.	A20	3	-5	A15	A21	Punt
6.	J44	8	31	A25	A22	Field goal	6.	<u>A26</u>	1	-1	A26	A26	End of half
7.	J25	7	75	EZ	A 1*#	Touchdown	7.	A25	8	45	J30	J30	Field goal
8.	J 7	3	8	J15	J15	Punt	8.	A25	5	25	50	50	Punt
9.	J20	3	0	J20	J20	Punt	9.	A45	3	0	A45	A45	Punt
10.	J17	4	31	J48	J48	Punt	10.	A30	4	14	A44	A44	Punt
11.	A38	4	38	EZ	A17*	Touchdown	11.	A15	3	-5	A15	A15	Fumble (ret.-TD)
12.	J42	4	20	A38	A38	Interception	12.	A25	6	75	EZ	A48	Touchdown
13.	J10	3	7	J17	J17	Punt	13.	A16	8	25	A41	A41	Interception
							14.	A41	3	9	50	50	Punt
							15.	A39	3	22	J39	J39	Field goal

Week 13 – Dec. 3 vs. Indianapolis Colts

JAX	Start	Plys	Yds	End	Deep	Result	IND	Start	Plys	Yds	End	Deep	Result
1.	J20	11	80	EZ	I 4*	Touchdown	1.	I25	6	19	I44	I44	Punt
2.	J31	11	57	I12	I12*	Field goal	2.	I22	6	-3	I19	I35	Punt
3.	J25	12	75	EZ	I 8*#	Touchdown	3.	I22	10	69	J 9	J 9*	Field goal
4.	J25	1	6	J25	J25	End of half	4.	I30	9	47	J23	J23	Interception
5.	J33	8	67	EZ	I 5*#	Touchdown	5.	I25	9	75	EZ	J40	Touchdown
6.	J14	11	81	I 5	I 5*#	Field goal	6.	I25	3	2	I27	I30	Punt
7.	J40	4	16	I44	I44	Punt	7.	I 4	3	6	I10	I13	Punt
8.	J42	3	8	50	50	Punt	8.	I14	4	31	I45	I45	Interception
9.	J48	6	31	I21	I21	Field goal	9.	I25	17	63	J12	J12*	End of game

Underlined = last drive of half; * = Inside the 20; # = Goal-to-go; @ = Overtime possession

2017 JACKSONVILLE JAGUARS

REGULAR SEASON GAME-BY-GAME STATISTICS

B.Bortles														
Passing	Date	Opponent	Att	Cmp	Yds	Cmp%	Yds/Att	TD	TD%	INT	INT%	LG	Sack/Lost	Rating
	9/10	@ Houston	21	11	125	52.4	5.95	1	4.8	0	0.0	20	0/0	86.4
	9/17	Tennessee	34	20	223	58.8	6.56	1	2.9	2	5.9	29	2/12	63.7
	9/24	Baltimore	31	20	244	64.5	7.87	4	12.9	0	0.0	35	0/0	128.2
	10/1	@ New York Jets	35	15	140	42.9	4.00	1	2.9	1	2.9	28	1/4	52.1
	10/8	@ Pittsburgh	14	8	95	57.1	6.79	0	0.0	1	7.1	31	2/13	48.2
	10/15	Los Angeles Rams	35	23	241	65.7	6.89	1	2.9	1	2.9	22t	5/21	83.2
	10/22	@ Indianapolis	26	18	330	69.2	12.69	1	3.8	0	0.0	52	1/0	124.7
	11/5	Cincinnati	38	24	259	63.2	6.82	1	2.6	0	0.0	37	0/0	91.9
	11/12	Los Angeles Chargers	51	28	273	54.9	5.35	1	2.0	2	3.9	36	3/10	60.3
	11/19	@ Cleveland	30	17	154	56.7	5.13	1	3.3	0	0.0	28	2/9	81.8
	11/26	@ Arizona	33	19	160	57.6	4.85	0	0.0	1	3.0	24	3/32	57.6
	12/3	Indianapolis	35	26	309	74.3	8.83	2	5.7	0	0.0	32	1/8	119.8
	TOTALS		383	229	2553	59.8	6.67	14	3.7	8	2.1	52	20/109	83.2

B.Nortman														
Passing	Date	Opponent	Att	Cmp	Yds	Cmp%	Yds/Att	TD	TD%	INT	INT%	LG	Sack/Lost	Rating
	9/10	@ Houston	0	0	0	0	0	0	0	0	0	--	0	0
	9/17	Tennessee	0	0	0	0	0	0	0	0	0	--	0	0
	9/24	Baltimore	0	0	0	0	0	0	0	0	0	--	0	0
	10/1	@ New York Jets	0	0	0	0	0	0	0	0	0	--	0	0
	10/8	@ Pittsburgh	0	0	0	0	0	0	0	0	0	--	0	0
	10/15	Los Angeles Rams	0	0	0	0	0	0	0	0	0	--	0	0
	10/22	@ Indianapolis	0	0	0	0	0	0	0	0	0	--	0	0
	11/5	Cincinnati	0	0	0	0	0	0	0	0	0	--	0	0
	11/12	Los Angeles Chargers	0	0	0	0	0	0	0	0	0	--	0	0
	11/19	@ Cleveland	0	0	0	0	0	0	0	0	0	--	0	0
	11/26	@ Arizona	0	0	0	0	0	0	0	0	0	--	0	0
	12/3	Indianapolis	1	1	29	100.0	29.00	0	0.0	0	0.0	29	0/0	118.8
	TOTALS		1	1	29	100.0	29.00	0	0.0	0	0.0	29	0/0	118.8

2017 JACKSONVILLE JAGUARS

REGULAR SEASON GAME-BY-GAME STATISTICS

C.Henne														
Passing	Date	Opponent	Att	Cmp	Yds	Cmp%	Yds/Att	TD	TD%	INT	INT%	LG	Sack/Lost	Rating
	9/10	@ Houston								Active, Did Not Play				
	9/17	Tennessee								Active, Did Not Play				
	9/24	Baltimore	2	0	0	0.0	0.0	0	0.0	0	0.0	0	0/0	39.6
	10/1	@ New York Jets								Active, Did Not Play				
	10/8	@ Pittsburgh								Active, Did Not Play				
	10/15	Los Angeles Rams								Active, Did Not Play				
	10/22	@ Indianapolis								Active, Did Not Play				
	11/5	Cincinnati								Active, Did Not Play				
	11/12	Los Angeles Chargers								Active, Did Not Play				
	11/19	@ Cleveland								Active, Did Not Play				
	11/26	@ Arizona								Active, Did Not Play				
	12/3	Indianapolis								Active, Did Not Play				
	TOTALS		2	0	0	0.0	0.0	0.00	0	0.0	0	0	0/0	39.6

M.Lee														
Passing	Date	Opponent	Att	Cmp	Yds	Cmp%	Yds/Att	TD	TD%	INT	INT%	LG	Sack/Lost	Rating
	9/10	@ Houston	0	0	0	0	0	0	0	0	0	--	0	0
	9/17	Tennessee	0	0	0	0	0	0	0	0	0	--	0	0
	9/24	Baltimore	0	0	0	0	0	0	0	0	0	--	0	0
	10/1	@ New York Jets	0	0	0	0	0	0	0	0	0	--	0	0
	10/8	@ Pittsburgh	0	0	0	0	0	0	0	0	0	--	0	0
	10/15	Los Angeles Rams	0	0	0	0	0	0	0	0	0	--	0	0
	10/22	@ Indianapolis	1	0	0	0.0	0.00	0	0.0	0	0.0	0	0/0	39.6
	11/5	Cincinnati	0	0	0	0	0	0	0	0	0	--	0	0
	11/12	Los Angeles Chargers	0	0	0	0	0	0	0	0	0	--	0	0
	11/19	@ Cleveland	0	0	0	0	0	0	0	0	0	--	0	0
	11/26	@ Arizona	0	0	0	0	0	0	0	0	0	--	0	0
	12/3	Indianapolis	0	0	0	0	0	0	0	0	0	--	0	0
	TOTALS		1	0	0	0.0	0.00	0	0.0	0	0.0	0	0/0	39.6

2017 JACKSONVILLE JAGUARS

REGULAR SEASON GAME-BY-GAME STATISTICS

Rushing		L.Fournette				C.Ivory				B.Bortles						
Date	Opponent	No	Yds	Avg	LG	TD	No	Yds	Avg	LG	TD	No	Yds	Avg	LG	TD
9/10	@ Houston	26	100	3.8	17	1	9	42	4.7	17	0	3	13	4.3	15	0
9/17	Tennessee	14	40	2.9	7	1	6	17	2.8	6	0	4	29	7.3	11	0
9/24	Baltimore	17	59	3.5	15	1	6	17	2.8	9	0	3	18	6.0	9	0
10/1	@ New York Jets	24	86	3.6	11	0	9	42	4.7	10	0	4	38	9.5	27	0
10/8	@ Pittsburgh	28	181	6.5	90t	2	8	41	5.1	19	0	1	9	9.0	9	0
10/15	Los Angeles Rams	21	130	6.2	75t	1	2	3	1.5	2	0	2	19	9.5	17	0
10/22	@ Indianapolis	Inactive	Inactive				17	47	2.8	8	1	4	11	2.8	5	0
11/5	Cincinnati	Inactive	Inactive				20	70	3.5	14	0	5	20	4.0	7	0
11/12	Los Angeles Chargers	17	33	1.9	8	0	1	1	1.0	1	0	5	34	6.8	14	0
11/19	@ Cleveland	28	111	4.0	29	0	6	6	1.0	2	0	4	4	1.0	3	0
11/26	@ Arizona	12	25	2.1	8	0	1	-6	-6.0	-6	0	6	62	10.3	28	2
12/3	Indianapolis	20	57	2.9	24	1	4	12	3.0	4	0	3	27	9.0	20	0
TOTALS		207	822	4.0	90t	7	89	292	3.3	19	1	44	284	6.5	28	2

Rushing		T.Yeldon				C.Grant				M.Lee						
Date	Opponent	No	Yds	Avg	LG	TD	No	Yds	Avg	LG	TD	No	Yds	Avg	LG	TD
9/10	@ Houston	Inactive	Inactive				0	0	0	--	0	0	0	0	--	0
9/17	Tennessee	Inactive	Inactive				1	13	13.0	13	0	0	0	0	--	0
9/24	Baltimore	Inactive	Inactive				6	75	12.5	58	0	0	0	0	--	0
10/1	@ New York Jets	Inactive	Inactive				2	9	4.5	5	0	0	0	0	--	0
10/8	@ Pittsburgh	Inactive	Inactive				0	0	0	--	0	0	0	0	--	0
10/15	Los Angeles Rams	Inactive	Inactive				0	0	0	--	0	1	17	17.0	17	0
10/22	@ Indianapolis	9	122	13.6	58t	1	6	8	1.3	7	0	0	0	0	--	0
11/5	Cincinnati	11	41	3.7	15	0	4	18	4.5	11	0	0	0	0	--	0
11/12	Los Angeles Chargers	3	11	3.7	8	0	1	56	56.0	56t	1	0	0	0	--	0
11/19	@ Cleveland	5	15	3.0	9	0	0	0	0	--	0	0	0	0	--	0
11/26	@ Arizona	3	10	3.3	6	0	0	0	0	--	0	0	0	0	--	0
12/3	Indianapolis	0	0	0	--	0	0	0	0	--	0	0	0	0	--	0
TOTALS		31	199	6.4	58t	1	20	179	9.0	58	1	1	17	17.0	17	0

2017 JACKSONVILLE JAGUARS

REGULAR SEASON GAME-BY-GAME STATISTICS

Rushing		T.Bohanon				C.Henne					
Date	Opponent	No	Yds	Avg	LG	TD	No	Yds	Avg	LG	TD
9/10	@ Houston	1	0	0.0	0	0	Active, Did Not Play				
9/17	Tennessee	0	0	0	--	0	Active, Did Not Play				
9/24	Baltimore	0	0	0	--	0	3	-3	-1.0	-1	0
10/1	@ New York Jets	0	0	0	--	0	Active, Did Not Play				
10/8	@ Pittsburgh	0	0	0	--	0	Active, Did Not Play				
10/15	Los Angeles Rams	0	0	0	--	0	Active, Did Not Play				
10/22	@ Indianapolis	1	0	0.0	0	0	Active, Did Not Play				
11/5	Cincinnati	0	0	0	--	0	Active, Did Not Play				
11/12	Los Angeles Chargers	0	0	0	--	0	Active, Did Not Play				
11/19	@ Cleveland	1	3	3.0	3	0	Active, Did Not Play				
11/26	@ Arizona	0	0	0	--	0	Active, Did Not Play				
12/3	Indianapolis	0	0	0	--	0	Active, Did Not Play				
TOTALS		3	3	1.0	3	0	3	-3	-1.0	0	0

Receiving		M.Lee				A.Hurns				L.Fournette			
Date	Opponent	Tar	Rec	Yds.	Avg.	LG	TD	Tar	Rec	Yds.	Avg.	LG	TD
9/10	@ Houston	4	0	0	0.0	0	0	4	3	42	14.0	20	0
9/17	Tennessee	12	7	76	10.9	19	0	7	6	82	13.7	20	1
9/24	Baltimore	7	4	65	16.3	35	0	3	3	20	6.7	9	1
10/1	@ New York Jets	3	2	18	9.0	10	0	10	4	42	10.5	15	0
10/8	@ Pittsburgh	4	2	49	24.5	31	0	3	2	21	10.5	18	0
10/15	Los Angeles Rams	10	5	83	16.6	21	0	3	3	37	12.3	18	0
10/22	@ Indianapolis	6	4	72	18.0	45	0	8	5	101	20.2	50	0
11/5	Cincinnati	12	8	75	9.4	19	1	4	3	31	10.3	13	0
11/12	Los Angeles Chargers	11	6	55	9.2	19	1	9	7	70	10.0	19	0
11/19	@ Cleveland	9	5	45	9.0	16	0	Inactive					
11/26	@ Arizona	2	1	13	13.0	13	0	Inactive					
12/3	Indianapolis	10	7	86	12.3	22	1	Inactive					
TOTALS		90	51	637	12.5	45	3	51	36	446	12.4	50	2

Receiving		M.Lee				A.Hurns				L.Fournette			
Date	Opponent	Tar	Rec	Yds.	Avg.	LG	TD	Tar	Rec	Yds.	Avg.	LG	TD
9/10	@ Houston	4	0	0	0.0	0	0	4	3	42	14.0	20	0
9/17	Tennessee	12	7	76	10.9	19	0	7	6	82	13.7	20	1
9/24	Baltimore	7	4	65	16.3	35	0	3	3	20	6.7	9	1
10/1	@ New York Jets	3	2	18	9.0	10	0	10	4	42	10.5	15	0
10/8	@ Pittsburgh	4	2	49	24.5	31	0	3	2	21	10.5	18	0
10/15	Los Angeles Rams	10	5	83	16.6	21	0	3	3	37	12.3	18	0
10/22	@ Indianapolis	6	4	72	18.0	45	0	8	5	101	20.2	50	0
11/5	Cincinnati	12	8	75	9.4	19	1	4	3	31	10.3	13	0
11/12	Los Angeles Chargers	11	6	55	9.2	19	1	9	7	70	10.0	19	0
11/19	@ Cleveland	9	5	45	9.0	16	0	Inactive					
11/26	@ Arizona	2	1	13	13.0	13	0	Inactive					
12/3	Indianapolis	10	7	86	12.3	22	1	Inactive					
TOTALS		90	51	637	12.5	45	3	51	36	446	12.4	50	2

2017 JACKSONVILLE JAGUARS

REGULAR SEASON GAME-BY-GAME STATISTICS

Receiving		K.Cole				C.Ivory				M.Lewis									
Date	Opponent	Tar	Rec	Yds.	Avg.	LG	TD	Tar	Rec	Yds.	Avg.	LG	TD	Tar	Rec	Yds.	Avg.	LG	TD
9/10	@ Houston	2	0	0	0.0	0	0	2	1	11	11.0	11	0	2	0	0	0.0	0	0
9/17	Tennessee	3	2	13	6.5	11	0	4	3	31	10.3	29	0	2	0	0	0.0	0	0
9/24	Baltimore	4	1	13	13.0	13	0	2	2	25	12.5	14	0	5	4	62	15.5	30t	3
10/1	@ New York Jets	6	1	10	10.0	10	0	3	1	2	2.0	2	0	4	0	0	0.0	0	0
10/8	@ Pittsburgh	1	1	4	4.0	4	0	0	0	0	0	0	0	2	1	14	14.0	14	0
10/15	Los Angeles Rams	2	1	7	7.0	7	0	10	9	74	8.2	22t	1	2	0	0	0.0	0	0
10/22	@ Indianapolis	3	2	64	32.0	52	0	0	0	0	0	0	0	3	2	29	14.5	24	1
11/5	Cincinnati	5	3	47	15.7	28	0	4	3	34	11.3	29	0	6	3	49	16.3	37	0
11/12	Los Angeles Chargers	8	3	61	20.3	36	0	2	1	-5	-5.0	-5	0	5	2	29	14.5	21	0
11/19	@ Cleveland	6	3	24	8.0	11	0	0	0	0	0	0	0	2	2	26	13.0	16	1
11/26	@ Arizona	7	2	30	15.0	24	0	0	0	0	0	0	0	2	1	10	10.0	10	0
12/3	Indianapolis	3	3	49	16.3	32	1	1	1	3	3.0	3	0	5	4	46	11.5	16	0
TOTALS		50	22	322	14.6	52	1	28	21	175	8.3	29	1	40	19	265	13.9	37	5
Receiving		T.Yeldon				D.Westbrook				J.O'Shaughnessy									
Date	Opponent	Tar	Rec	Yds.	Avg.	LG	TD	Tar	Rec	Yds.	Avg.	LG	TD	Tar	Rec	Yds.	Avg.	LG	TD
9/10	@ Houston			Inactive						Not on Team				1	1	18	18.0	18	0
9/17	Tennessee			Inactive						Not on Team				0	0	0	0	0	0
9/24	Baltimore			Inactive						Not on Team				1	1	12	12.0	12	0
10/1	@ New York Jets			Inactive						Not on Team				1	0	0	0.0	0	0
10/8	@ Pittsburgh			Inactive						Not on Team				1	0	0	0.0	0	0
10/15	Los Angeles Rams			Inactive						Not on Team				3	2	11	5.5	9	0
10/22	@ Indianapolis	2	2	15	7.5	8	0	1	0	0	0.0	0	0	1	0	0	0.0	0	0
11/5	Cincinnati	4	2	11	5.5	6	0	1	1	6	6.0	6	0	1	1	6	6.0	6	0
11/12	Los Angeles Chargers	8	6	39	6.5	11	0			Not on Team				0	0	0	0	0	0
11/19	@ Cleveland	2	1	5	5.0	5	0	6	3	35	11.7	28	0	1	1	12	12.0	12	0
11/26	@ Arizona	6	5	42	8.4	16	0	10	6	41	6.8	10	0	2	1	7	7.0	7	0
12/3	Indianapolis	2	2	25	12.5	16	0	9	6	78	13.0	22	0	1	1	29	29.0	29	0
TOTALS		24	18	137	7.6	16	0	25	15	154	10.3	28	0	13	8	95	11.9	29	0

2017 JACKSONVILLE JAGUARS

REGULAR SEASON GAME-BY-GAME STATISTICS

Receiving		T.Bohanon				C.Grant				B.Koyack									
Date	Opponent	Tar	Rec	Yds.	Avg.	LG	TD	Tar	Rec	Yds.	Avg.	LG	TD	Tar	Rec	Yds.	Avg.	LG	TD
9/10	@ Houston	1	1	1	1.0	1t	1	0	0	0	0	0	0	0	0	0	0	0	0
9/17	Tennessee	0	0	0	0	0	0	0	0	0	0	0	0	1	0	0	0.0	0	0
9/24	Baltimore	3	1	8	8.0	8	0	1	1	18	18.0	18	0	0	0	0	0	0	0
10/1	@ New York Jets	2	2	14	7.0	13	0	1	1	-5	-5.0	-5	0	0	0	0	0	0	0
10/8	@ Pittsburgh	0	0	0	0	0	0	1	0	0	0.0	0	0	0	0	0	0	0	0
10/15	Los Angeles Rams	2	0	0	0.0	0	0	0	0	0	0	0	0	1	1	21	21.0	21	0
10/22	@ Indianapolis	1	1	14	14.0	14	0	1	1	28	28.0	28	0	1	1	7	7.0	7	0
11/5	Cincinnati	1	1	6	6.0	6	0	0	0	0	0	0	0	0	0	0	0	0	0
11/12	Los Angeles Chargers	1	0	0	0.0	0	0	0	0	0	0	0	0	1	0	0	0.0	0	0
11/19	@ Cleveland	0	0	0	0	0	0	0	0	0	0	0	0	0	0	0	0	0	0
11/26	@ Arizona	0	0	0	0	0	0	0	0	0	0	0	0	0	0	0	0	0	0
12/3	Indianapolis	0	0	0	0	0	0	0	0	0	0	0	0	0	0	0	0	0	0
TOTALS		11	6	43	7.2	14	1	4	3	41	13.7	28	0	4	2	28	14.0	21	0

Receiving		A.Robinson				J.Mickens							
Date	Opponent	Tar	Rec	Yds.	Avg.	LG	TD	Tar	Rec	Yds.	Avg.	LG	TD
9/10	@ Houston	1	1	17	17.0	17	0			Not on Team			
9/17	Tennessee	0	0	0	0	0	0			Not on Team			
9/24	Baltimore	0	0	0	0	0	0			Not on Team			
10/1	@ New York Jets	0	0	0	0	0	0			Not on Team			
10/8	@ Pittsburgh	0	0	0	0	0	0			Not on Team			
10/15	Los Angeles Rams	0	0	0	0	0	0			Not on Team			
10/22	@ Indianapolis	1	0	0	0.0	0	0			Not on Team			
11/5	Cincinnati	0	0	0	0	0	0			Not on Team			
11/12	Los Angeles Chargers	0	0	0	0	0	0			Not on Team			
11/19	@ Cleveland	0	0	0	0	0	0			Not on Team			
11/26	@ Arizona	0	0	0	0	0	0			Not on Team			
12/3	Indianapolis	0	0	0	0	0	0			Not on Team			
TOTALS		2	1	12	12.0	12	0	1	1	17	17.0	17	0

2017 JACKSONVILLE JAGUARS

REGULAR SEASON GAME-BY-GAME STATISTICS

Receiving		M. McCaffrey					
Date	Opponent	Tar	Rec	Yds.	Avg.	LG	TD
9/10	@ Houston			Not on Team			
9/17	Tennessee	0	0	0	0	0	0
9/24	Baltimore	0	0	0	0	0	0
10/1	@ New York Jets	0	0	0	0	0	0
10/8	@ Pittsburgh	1	1	4	4.0	4	0
10/15	Los Angeles Rams	0	0	0	0	0	0
10/22	@ Indianapolis			Not on Team			
11/5	Cincinnati			Not on Team			
11/12	Los Angeles Chargers			Not on Team			
11/19	@ Cleveland			Not on Team			
11/26	@ Arizona			Not on Team			
12/3	Indianapolis			Not on Team			
TOTALS		1	1	4	4.0	4	0

Punt Returns		J. Mickens				M. Lee							
Date	Opponent	No.	Yds.	Avg.	LG	FC	TD	No.	Yds.	Avg.	LG	FC	TD
9/10	@ Houston			Not on Team				1	7	7.0	7	3	0
9/17	Tennessee			Not on Team				1	4	4.0	4	0	0
9/24	Baltimore			Not on Team				2	2	1.0	2	1	0
10/1	@ New York Jets			Not on Team				1	0	0.0	0	2	0
10/8	@ Pittsburgh			Not on Team				0	0	0	0	0	0
10/15	Los Angeles Rams			Not on Team				0	0	0	0	0	0
10/22	@ Indianapolis	0	0	0.0	0	6	0	0	0	0	0	0	0
11/5	Cincinnati	3	82	27.3	63t	1	1	0	0	0	0	0	0
11/12	Los Angeles Chargers	7	30	4.3	14	1	0	0	0	0	0	0	0
11/19	@ Cleveland	4	38	9.5	12	1	0	0	0	0	0	0	0
11/26	@ Arizona	1	14	14.0	14	2	0	0	0	0	0	0	0
12/3	Indianapolis	0	0	0.0	0	2	0	0	0	0	0	0	0
TOTALS		15	164	10.9	63t	13	1	5	13	2.6	7	6	0

2017 JACKSONVILLE JAGUARS

REGULAR SEASON GAME-BY-GAME STATISTICS

Punt Returns		M.McCaffrey					C.Grant						
Date	Opponent	No.	Yds.	Avg.	LG	FC	TD	No.	Yds.	Avg.	LG	FC	TD
9/10	@ Houston		Not on Team					0	0	0	0	0	0
9/17	Tennessee	0	0	0	0	0	0	0	0	0	0	0	0
9/24	Baltimore	0	0	0	0	0	0	0	0	0	0	0	0
10/1	@ New York Jets	0	0	0	0	0	0	0	0	0	0	0	0
10/8	@ Pittsburgh	0	0	0.0	0	1	0	0	0	0	0	0	0
10/15	Los Angeles Rams	1	0	0.0	0	3	0	0	0	0	0	0	0
10/22	@ Indianapolis		Not on Team					0	0	0	0	0	0
11/5	Cincinnati		Not on Team					0	6	0.0	6	0	0
11/12	Los Angeles Chargers		Not on Team					0	0	0	0	0	0
11/19	@ Cleveland		Not on Team					0	0	0	0	0	0
11/26	@ Arizona		Not on Team					0	0	0	0	0	0
12/3	Indianapolis		Not on Team					0	0	0	0	0	0
TOTALS		1	0	0.0	0	4	0	0	6	0.0	6	0	0

Punt Returns		K.Cole					
Date	Opponent	No.	Yds.	Avg.	LG	FC	TD
9/10	@ Houston	0	0	0	0	0	0
9/17	Tennessee	0	0	0	0	0	0
9/24	Baltimore	0	0	0	0	0	0
10/1	@ New York Jets	0	0	0.0	0	1	0
10/8	@ Pittsburgh	0	0	0	0	0	0
10/15	Los Angeles Rams	0	0	0	0	0	0
10/22	@ Indianapolis	0	0	0	0	0	0
11/5	Cincinnati	0	0	0	0	0	0
11/12	Los Angeles Chargers	0	0	0	0	0	0
11/19	@ Cleveland	0	0	0	0	0	0
11/26	@ Arizona	0	0	0	0	0	0
12/3	Indianapolis	0	0	0	0	0	0
TOTALS		0	0	0.0	0	1	0

2017 JACKSONVILLE JAGUARS

REGULAR SEASON GAME-BY-GAME STATISTICS

KO Returns		C. Grant					K. Cole						
Date	Opponent	No.	Yds.	Avg.	LG	FC	TD	No.	Yds.	Avg.	LG	FC	TD
9/10	@ Houston	0	0	0	0	0	0	0	0	0	0	0	0
9/17	Tennessee	3	74	24.7	28	0	0	1	14	14.0	14	0	0
9/24	Baltimore	0	0	0	0	0	0	1	12	12.0	12	0	0
10/1	@ New York Jets	1	20	20.0	20	0	0	0	0	0	0	0	0
10/8	@ Pittsburgh	0	0	0	0	0	0	0	0	0	0	0	0
10/15	Los Angeles Rams	0	0	0	0	0	0	0	0	0	0	0	0
10/22	@ Indianapolis	0	0	0	0	0	0	0	0	0	0	0	0
11/5	Cincinnati	1	29	29.0	29	0	0	0	0	0	0	0	0
11/12	Los Angeles Chargers	2	51	25.5	28	0	0	0	0	0	0	0	0
11/19	@ Cleveland	0	0	0	0	0	0	0	0	0	0	0	0
11/26	@ Arizona	1	68	68.0	68	0	0	0	0	0	0	0	0
12/3	Indianapolis	2	46	23.0	31	0	0	0	0	0	0	0	0
TOTALS		10	288	28.8	68	0	0	2	26	13.0	14	0	0

KO Returns		J. Mickens					T. Bohanon						
Date	Opponent	No.	Yds.	Avg.	LG	FC	TD	No.	Yds.	Avg.	LG	FC	TD
9/10	@ Houston							0	0	0	0	0	0
9/17	Tennessee							0	0	0	0	0	0
9/24	Baltimore							0	0	0	0	0	0
10/1	@ New York Jets							0	0	0	0	0	0
10/8	@ Pittsburgh							1	14	14.0	14	0	0
10/15	Los Angeles Rams							0	0	0	0	0	0
10/22	@ Indianapolis	0	0	0	0	0	0	0	0	0	0	0	0
11/5	Cincinnati	0	0	0	0	0	0	0	0	0	0	0	0
11/12	Los Angeles Chargers	0	0	0	0	0	0	0	0	0	0	0	0
11/19	@ Cleveland	0	0	0	0	0	0	0	0	0	0	0	0
11/26	@ Arizona	1	0	0.0	0	0	0	0	0	0	0	0	0
12/3	Indianapolis	0	0	0	0	0	0	0	0	0	0	0	0
TOTALS		1	0	0.0	0	0	0	1	14	14.0	14	0	0

2017 JACKSONVILLE JAGUARS

REGULAR SEASON GAME-BY-GAME STATISTICS

Punting		B.Nortman						
Date	Opponent	No.	Yds.	Avg.	TB	In20	LG	Net
9/10	@ Houston	4	187	46.8	1	0	61	36.5
9/17	Tennessee	5	246	49.2	0	1	59	38.2
9/24	Baltimore	3	150	50.0	0	1	60	50.0
10/1	@ New York Jets	8	361	45.1	0	5	61	44.3
10/8	@ Pittsburgh	5	190	38.0	0	3	42	38.0
10/15	Los Angeles Rams	7	274	39.1	0	2	53	32.1
10/22	@ Indianapolis	2	107	53.5	0	1	61	53.5
11/5	Cincinnati	2	94	47.0	1	1	62	37.0
11/12	Los Angeles Chargers	9	431	47.9	2	3	61	42.3
11/19	@ Cleveland	9	354	39.3	1	2	54	36.1
11/26	@ Arizona	8	396	49.5	1	1	60	40.4
12/3	Indianapolis	2	76	38.0	0	2	40	38.0
TOTALS		64	2866	44.8	6	22	62	39.6

Placekicking		J.Lambo											
Date	Opponent	KO	KO	Yds	TB	XP	Att	XP	FG	Att	FG	Long	Points
9/10	@ Houston							Not on Team					
9/17	Tennessee							Not on Team					
9/24	Baltimore							Not on Team					
10/1	@ New York Jets							Not on Team					
10/8	@ Pittsburgh							Not on Team					
10/15	Los Angeles Rams							Not on Team					
10/22	@ Indianapolis	6	388	3	3	3	2	2	2	2	42	9	
11/5	Cincinnati	6	368	0	2	2	3	3	3	3	56	11	
11/12	Los Angeles Chargers	4	231	0	1	0	2	2	2	2	34	6	
11/19	@ Cleveland	5	269	1	1	1	3	2	2	3	39	7	
11/26	@ Arizona	5	323	3	3	3	1	1	1	1	43	6	
12/3	Indianapolis	7	433	4	1	1	3	3	3	3	39	10	
TOTALS		33	2012	11	11	10	14	13	56	49			

2017 JACKSONVILLE JAGUARS

REGULAR SEASON GAME-BY-GAME STATISTICS

Placekicking		J. Myers									
Date	Opponent	KO	KO Yds	TB	XP Att	XP	FG Att	FG	Long	Points	
9/10	@ Houston	7	458	6	3	2	4	3	42	11	
9/17	Tennessee	4	187	2	1	1	1	1	43	4	
9/24	Baltimore	9	530	8	5	5	3	3	45	14	
10/1	@ New York Jets	5	326	4	2	2	3	2	30	8	
10/8	@ Pittsburgh	6	356	4	4	3	1	1	47	6	
10/15	Los Angeles Rams	4	260	2	2	2	3	1	41	5	
10/22	@ Indianapolis				Not on Team						
11/5	Cincinnati				Not on Team						
11/12	Los Angeles Chargers				Not on Team						
11/19	@ Cleveland				Not on Team						
11/26	@ Arizona				Not on Team						
12/3	Indianapolis				Not on Team						
TOTALS		35	2117	26	17	15	15	11	47	48	



PLAYER BIOS

REGULAR SEASON WEEK 14 VS. SEATTLE SEAHAWKS

ELI ANKOU

[54]

ELI ANKOU

DEFENSIVE LINEMAN

6-3 325 LBS

UCLA

BORN JUNE 8, 1994

OTTAWA, ONTARIO, CANADA

ACQ: WAIVERS (HOUSTON) 2017

EXP: ROOKIE



TRANSACTIONS

Originally signed by Houston as an undrafted free agent on 5/12/17 ... Waived by Houston on 9/2/17 ... Signed by Jacksonville on 9/3/17

PRO (Games played/started - 8/0)

Spent offseason program and training camp with the Houston Texans before being claimed off waivers by Jacksonville

2017 (w/ JAX - 8/0)

- **9/10 at HOU:** Saw action at DT and recorded one solo tackle
- **9/17 vs. TEN:** Recorded two solo tackles
- **9/24 vs. BAL:** Recorded two solo tackles
- **10/1 at NYJ:** Assisted on one tackle
- **10/8 at PIT:** Totaled four tackles (one solo)
- **10/15 vs LAR:** Recorded one solo tackle
- **10/22 at IND:** Assisted on two tackles and recorded his first career half-sack
- **11/5 vs. CIN:** Saw action at DT and on special teams
- **11/12 vs. LAC:** Inactive
- **11/19 at CLE:** Inactive
- **11/26 at ARI:** Inactive
- **12/3 vs. IND:** Inactive

COLLEGE (at UCLA, 2012-16)

- Appeared in 38 games with 19 starts
- Totaled 91 tackles (49 solo), 1.5 sacks, eight tackles for a loss, three passes defensed and one fumble recovery in his college career

PERSONAL

- Attended Red Lion Christian Academy (Bear, Del.)

REGULAR SEASON CAREER STATISTICS

YEAR	TEAM	GP/GS	TKL	SOLO	ASST	ST	SACKS	FF	FR	PD	TFL
2017	JAX	8/0	13	7	6	0	0.5	0	0	0	0
NFL totals: 1 yr.		8/0	13	7	6	0	0.5	0	0	0	0

2017 GAME-BY-GAME STATISTICS

DATE	OPP	TKL	SOLO	ASST	ST	SACKS	FF	FR	PD	TFL	
09/10	at Houston	1	1	0	0	0.0	0	0	0	0	
09/17	vs. Tennessee	2	2	0	0	0.0	0	0	0	0	
09/24	vs. Baltimore	2	2	0	0	0.0	0	0	0	0	
10/01	at New York Jets	1	0	1	0	0.0	0	0	0	0	
10/08	at Pittsburgh	4	1	3	0	0.0	0	0	0	0	
10/15	vs. LA Rams	1	1	0	0	0.0	0	0	0	0	
10/22	at Indianapolis	2	0	2	0	0.5	0	0	0	0	
BYE WEEK											
11/05	vs. Cincinnati	0	0	0	0	0.0	0	0	0	0	
11/12	vs. LA Chargers									Inactive	
11/19	at Cleveland									Inactive	
11/26	at Arizona									Inactive	
12/03	vs. Indianapolis									Inactive	
12/10	vs. Seattle										
12/17	vs. Houston										
12/24	at San Francisco										
12/31	at Tennessee										
2017 totals:		13	7	6	0	0.5	0	0	0	0	

TOMMY BOHANON

40 TOMMY BOHANON

FULLBACK

6-1 246 LBS


WAKE FOREST

BORN SEPTEMBER 10, 1990

FORT MYERS, FLORIDA

ACQ: FREE AGENT 2017

EXP: 4TH YEAR



TRANSACTIONS

Originally drafted in the seventh round (215th overall) by the N.Y. Jets in 2013 ... Released on 9/3/16 ... Signed by Jacksonville on 4/17/17

PRO (Games played/started - 48/21)

• Has played in 42 games with 19 starts over three seasons with the N.Y. Jets (2013-15) and Jacksonville

2017 (w/ JAX - 12/7)

- **9/10 at HOU:** Started at FB and recorded one rush for zero yards and one reception for one yard and one TD ... Helped pave the way for the team to rush for 155 yards
- **9/17 vs. TEN:** Started at FB
- **9/24 vs. BAL:** Recorded one reception for eight yards
- **10/1 at NYJ:** Started at FB and recorded two receptions for 14 yards
- **10/8 at PIT:** Started at FB and saw action on special teams
- **10/15 vs LAR:** Started at FB and saw action on special teams
- **10/22 at IND:** Recorded one reception for 14 yards
- **11/5 vs. CIN:** Recorded one reception for six yards
- **11/12 vs. LAC:** Saw action at FB and on special teams ... Filled in for LS **Matt Overton** as the team's long snapper on punts in the second half
- **11/19 at CLE:** Started at FB and rushed for three yards on one carry
- **11/26 at ARI:** Started at FB and saw action on special teams
- **12/3 vs. IND:** Saw action at FB and on special teams

2015 (w/ NYJ - 16/4)

- Played in all 16 games with four starts
- Tallied two rushes for two yards and four receptions for 56 yards (14.0 rec. avg.)
- Added eight special teams tackles

2014 (w/ NYJ - 4/2)

- Saw action in four games with two starts
- Totaled one rushing attempt for three yards and two receptions for 30 yards

2013 (w/ NYJ - 16/4)

- Played in all 16 games with eight starts during his rookie season
- Tallied 17 rushes for 62 yards and 11 receptions for 69 yards

COLLEGE (at Wake Forest, 2009-12)

- In four seasons as a Deamon Deacon, started 22 of 49 games and rushed for 160 yards on 50 carries with three TDs
- Also caught 51 passes for 405 yards (7.9 rec. avg.) and seven TDs
- As a senior, started all 12 games and caught 23 passes for 208 yards (9.0 rec. avg.) with five TDs

PERSONAL

- Three-time All-District, All-Conference and All-Area performer accumulated more than 1,500 yards and 18 TDs during his career at North Fort Myers (Fla.) High School
- Named team MVP as a senior, after rushing 50 times for 193 yards and four TDs
- Also lettered in track and baseball
- Played in college with Jaguars Special Assistant to the General Manager **John Idzik's** son, Brad Idzik

REGULAR SEASON CAREER STATISTICS

YEAR	TEAM	GP/GS	NO	RUSHING				RECEIVING				
				YDS	AVG	LG	TD	NO	YDS	AVG	LG	TD
2013	NYJ	16/8	17	62	3.6	8	0	11	69	6.3	21	0
2014	NYJ	4/2	1	3	3.0	3	0	2	30	15.0	16	0
2015	NYJ	16/4	2	2	2.0	2	0	4	56	14.0	23	0
2017	JAX	12/7	3	3	1.0	3	0	6	43	7.2	14	1
NFL totals: 3 yrs. 48/21			23	70	3.0	8	0	23	198	8.6	23	1

2017 GAME-BY-GAME STATISTICS

DATE	GAME	NO	RUSHING				NO	RECEIVING			
			YDS	AVG	LG	TD		YDS	AVG	LG	TD
09/10	at Houston	1	0	0.0	0	0	1	1	1.0	1	1
09/17	vs. Tennessee	0	0	0.0	-	0	0	0	0.0	-	0
09/24	vs. Baltimore	0	0	0.0	-	0	1	8	8.0	8	0
10/01	at New York Jets	0	0	0.0	-	0	2	14	7.0	13	0
10/08	at Pittsburgh	0	0	0.0	-	0	0	0	0.0	-	0
10/15	vs. LA Rams	0	0	0.0	-	0	0	0	0.0	-	0
10/22	at Indianapolis	1	0	0.0	0	0	1	14	14.0	14	0
BYE WEEK											
11/05	vs. Cincinnati	0	0	0.0	-	0	1	6	6.0	6	0
11/12	vs. LA Chargers	0	0	0.0	-	0	0	0	0.0	-	0
11/19	at Cleveland	1	3	3.0	3	0	0	0	0.0	-	0
11/26	at Arizona	0	0	0.0	-	0	0	0	0.0	-	0
12/03	vs. Indianapolis	0	0	0.0	-	0	0	0	0.0	-	0
12/10	vs. Seattle										
12/17	vs. Houston										
12/24	at San Francisco										
12/31	at Tennessee										
2017 totals:		3	3	1.0	0	0	6	43	7.2	14	1

Additional Statistics: one special teams tackle

BLAKE BORTLES

5

BLAKE BORTLES

QUARTERBACK

6-5 236 LBS


CENTRAL FLORIDA

BORN APRIL 28, 1992

OVIDO, FLORIDA

ACQ: 1ST ROUND OF 2014 DRAFT (3RD)

EXP: 4TH YEAR



TRANSACTIONS

Originally drafted by Jacksonville in the first round (3rd overall) of the 2014 draft

PRO (Games played/started - 58/57)

- Ranks third in career passing yards (13,794), pass attempts (2,089), pass completions (1,232) and passing touchdowns (83) in franchise history
- The first player in franchise history to have multiple games with four-plus passing TDs (four games)

2017 (w/ JAX - 12/12)

- **9/10 at HOU:** Started at QB and threw for 125 yards on 11-21 passing with one TD ... Completed his third consecutive contest with at least one TD and zero INTs dating back to Week 16 of the 2016 season ... Rushed three times for 13 yards
- **9/17 vs. TEN:** Completed 20-of-34 passes (58.8 comp. pct.) for 223 yards, one TD and two interceptions and added four rushes for 29 yards
- **9/24 vs. BAL:** Completed 20-of-31 passes for 244 yards, four TDs and rushed for 18 yards on three carries
- **10/1 at NYJ:** Completed 15-of-35 passes for 140 yards, one TD, one INT and rushed for 38 yards on four carries
- **10/8 at PIT:** Completed 8-of-14 passes for 95 yards and one INT
- **10/15 vs. LAR:** Completed 23-of-35 passes for 241 yards, one TD and one INT
- **10/22 at IND:** Completed 18-of-26 passes (69.2 comp pct.) for 330 yards and one TD ... Threw for a career high 282 yards in the first half ... Finished game with 124.7 QB rating
- **11/5 vs. CIN:** Completed 24-of-38 passes (63.2 comp pct.) for 259 yards and one TD and rushed for 20 yards on five carries
- **11/12 vs. LAC:** Completed 29-of-51 passes for 273 yards, one TD, two INTs and rushed for 34 yards on five carries ... Led an 11-play, 84 yard drive (all passes) that concluded with a WR **Marqise Lee** TD to tie the game in the third quarter
- **11/19 at CLE:** Completed 17-of-30 passes for 154 yards, one TD and rushed for four yards on four carries
- **11/26 at ARI:** Completed 19-of-33 passes for 160 yards, one INT and rushed for a team-high 62 yards on six carries with a career-high two rushing TDs
- **12/3 vs. IND:** Completed 26-of-35 passes (74.3% comp pct.) for 309 yards, two TDs and rushed three times for 27 yards.

2016 (w/ JAX - 16/16)

Completed 368 of 625 passes, both being single-season franchise records, for 3,905 yards, 23 TDs and 16 INTs for a 78.8 passer rating ... Marked his second consecutive season with more than 3,500 passing yards and 20 TDs, the first player in franchise history to achieve this feat ... Threw his 1,000th career completion against Indianapolis in Week 17 to become the sixth-fastest player in NFL history ... Was one of two players (ATL's **Matt Ryan**) in the league responsible for a TD (passing/rushing/receiving) in every game

- **9/11 vs. G.B.:** Completed 24-of-39 passes (61.5 comp. pct.) for 320 yards, one TD and one INT for an 85.4 passer rating ... His 187 first-half passing yards were most for his career ... His 320 yards are the most by a Jaguars QB on kickoff weekend in franchise history
- **9/18 at S.D.:** Completed 31-of-50 passes (62.0 comp. pct.) for 329 yards, two TDs and two INTs for a 77.8 passer rating
- **9/25 vs. BAL:** Completed 24-of-38 passes (63.2 comp. pct.) for 194 yards, two TDs and three INTs for a 60.6 passer rating ... Eclipsed 50 career passing TDs in his 33rd career game, becoming the fastest Jaguars QB to 50 career passing TDs, surpassing the previous mark set by **Mark Brunell** (41 games)
- **10/2 vs. IND:** Completed 19-of-33 passes (57.6 comp. pct.) for 207 yards and two TDs ... Posted a season-best 96.4 passer rating ... Rushed seven times for 36 yards and his third career rushing TD
- **10/16 at CHI:** Completed 20 of 33 passes (60.6 comp. pct.) for 271 yards, one TD and one INT for an 84.3 passer rating ... Trailing 16-10 with 3:18 remaining in the fourth quarter, Bortles engineered a four-play, 78-yard drive that culminated in a 51-yard TD pass to WR **Arrelious Benn** with 2:58 remaining ... The victory marked Bortles' fifth come-from-behind fourth-quarter victory
- **10/23 vs. OAK:** Accounted for 279 yards of offense, completing 23 of 42 passes (53.5 comp. pct.) for 246 yards, one TD and two INTs for a 58.9 passer rating, as well as rushing for 33 yards on five carries
- **10/27 at TEN:** Completed 33-for-54 passes (61.1 comp. pct.) for 337 yards and three TDs for a 97.5 passer rating
- **11/6 at K.C.:** Completed 22-for-41 passes (53.7 comp. pct.) for 252 yards, two TDs and one INT

- **11/13 vs. HOU:** Completed 32-of-49 passes (65.3 comp. pct.) for 265 yards, two TDs and one INT for an 84.1 passer rating
- **11/20 at DET:** Completed 22-of-35 passes (62.9 comp. pct.) for 202 yards, two TDs and two INTs
- **11/27 at BUF:** Completed 13-of-26 passes (50.0 comp. pct.) for 126 yards and two TDs ... Ran for a career-high, team-high 81 yards
- **12/4 vs. DEN:** Completed 19-of-42 passes (45.2 comp. pct.) for 181 yards and two INTs ... Rushed two times for 29 yards, including a 22-yard TD run
- **12/11 vs. MIN:** Completed 23-of-37 passes (62.2 comp. pct.) for 257 yards and one TD for a 91.8 passer rating ... Rushed three times for 13 yards
- **12/18 at HOU:** Completed 12-of-28 passes for 92 yards and one INT ... Rushed two times for one TD
- **12/24 vs. TEN:** Completed 26-of-38 passes for 325 yards and one TD ... His 103.5 passer rating was a season-high and his best mark since he posted a 124.5 passer rating at New Orleans on Dec. 27, 2015 ... Also had a receiving TD on a throw-back pass from WR **Marqise Lee**, becoming the first player in NFL history to record 300-plus passing yards and at least one receiving TD
- **1/1 at IND:** Completed 25-of-39 passes for 301 yards, one touchdown and posted a 96.2 passer rating ... Threw for 300+ yards in back-to-back games for the second time this season and for the fourth time in his career

2015 (w/ JAX - 16/16)

Completed 355 of 606 passes (58.6 comp. pct.) for 4,428, 35 TDs and 18 INTs for an 88.2 passer rating ... Set single-season franchise records for yards, completions, attempts and touchdowns ... Threw a TD in 15 straight games from 9/13/15 to 12/27/15, the longest streak in franchise history ... Threw for the NFL's second-most passing TDs (35) in 2015, behind only New England's **Tom Brady** ... Joins **Dan Marino** (1984) as the only first- or second-year QBs in NFL history to throw for 4,400-plus yards and 35-plus TDs in a single season ... Became the youngest QB in NFL history to throw for 4,000-plus yards and 35-plus TDs and rush for 300-plus yards in a season. ... The only other players in NFL history to achieve the feat are **Daunte Culpepper** (2004) and **Steve Young** (1998) ... Finished the season with 72 completions of 20-plus yards, the most in the NFL and the most in a season in Jaguars history (the previous record for completions of 20-plus yards by a Jaguars QB was 44, set by **Mark Brunell** in 1997 and 2001 and **David Garrard** in 2004) ... Threw for 300-plus yards on six occasions in 2015, tied for the most 300-yard passing games by a Jaguars QB in a single season ... Youngest QB in NFL history to throw for at least 25 TDs and rush for at least one TD in a single season

- **9/13 vs. CAR:** Became the second QB in franchise history to start on opening day before turning 24 years old ... Completed 22-of-40 for 183 yards and 1 TD, while also rushing four times for 26 yards (6.5 rush avg.) ... Surpassed 3,000 career passing yards on a 6-yard TD completion to **Rashad Greene** in the second quarter ... His 22 completions are tied for the seventh-most in a season opener in franchise history
- **9/20 vs. MIA:** Completed 18-of-33 for 273 yards and two TDs ... Captained his second career fourth-quarter game-winning drive, marching the Jaguars 66 yards on nine plays to set up K **Jason Myers'** game-winning 28-yard FG with :40 left
- **10/4 at IND:** Completed 28-of-50 passes (56.0 comp. pct.) for 298 yards and one TD for an 80.2 passer rating ... The 50 pass attempts by Bortles were the most of his career and the fifth-most in franchise history ... Joins **Byron Leftwich** (54), **Mark Brunell** (52, 50) and **Chad Henne** (51, 51) as the only players in Jaguars history to register 50-plus pass attempts in a single game
- **10/11 at T.B.:** Completed 23-of-33 passes (69.7 comp. pct.) for 303 yards, four TDs and one INT ... First time in Bortles' 19-game career that he threw three or more touchdowns ... Bortles joins **Mark Brunell** (11/29/98), **David Garrard** (10/31/10), **Quinn Gray** (12/30/07) and **Chad Henne** (11/18/12) as the only Jaguars quarterbacks to throw for four touchdowns in a single game
- **10/18 vs. HOU:** Completed 30-of-53 passes for 331 yards, three TDs and three INTs ... His 53 pass attempts were the second-most in franchise history and most since **Byron Leftwich** recorded 54 on 10/10/04 at San Diego ... Has thrown for 300+ yards in back-to-back games for the first time in his career
- **10/25 vs. BUF:** Completed 13-of-29 passes for 182 yards, 2 TDs and one INT ... Threw a 31-yard game-winning touchdown pass to WR **Allen Hurns** with 2:25 remaining in the fourth quarter
- **11/8 at NYJ:** Completed 24 of 40 passes for a career-high 381 yards, two TDs and two INTs ... 381 passing yards were fourth-most in franchise history ... Joins **Mark Brunell** as the only QBs in franchise history to throw for 375-plus yards in a single game ... Has thrown for two-plus touchdowns in four consecutive games, tying the franchise record for most consecutive games with two-plus passing TDs (**Chad Henne** in 2013 and **David Garrard** in 2007)
- **11/19 vs. TEN:** Completed 21 of 30 passes for 242 yards, one TD and one INT for a 91.2 passer rating ... His fourth-quarter TD pass to **Julius Thomas** was his 20th of the season, placing him with **David Garrard** (23 in 2010) and **Mark Brunell** (20 in 1998 and 2000) as the only QBs in Jaguars history to throw for 20-plus TD passes in a season
- **11/29 vs. S.D.:** Completed 30-of-49 passes for 329 yards, two TDs and one INT ... The fourth game with at least 300 passing yards and two passing TDs in 2015, the most such games ever in Jaguars single-season history
- **12/6 at TEN:** Completed 24-of-36 passes for 322 yards and a career-high five TDs ... Became the youngest player in NFL history to throw for 320-plus yards, five-plus TDs and zero INTs in a single game ... His five TDs is the most by a Jaguars QB in a single game ... Joins **Dan Marino** (22, 1984) and **Matthew**

BLAKE BORTLES

Stafford (23, 2011) as the only QBs age 23-or-younger in NFL history to throw for 27 or more TDs through the first 12 games of the season ... Tallied a career-high 134.5 passer rating

• **12/13 vs. IND:** Completed 16 of 30 passes (58.3 completion pct.) for 250 yards and three TDs for a 114.6 passer rating ... Joins Dan Marino (36, 1984) and Kurt Warner (34, 1999) as the only first- or second-year QBs to throw for 30-plus passing TDs through 13 games in a season ... Bortles (23) and Marino (22) are the only players age 23-or-younger to throw for 30-plus TDs through 13 games in a season ... Bortles' fourth career game with a passer rating of 100-plus and his fourth career game with three-plus passing TDs ... Has become the first player in Jaguars history to throw for three-plus TDs and zero INTs in back-to-back games

• **12/27 at N.O.:** Completed 27-of-35 passes (77.1 comp. percentage) for 368 yards, four TDs and two INTs for a passer rating of 124.5, his third highest of the season ... Bortles' 77.1 comp. percentage was the second-highest in his NFL career ... In the second half, completed 18-of-21 passes (85.7 comp. percentage) for 288 yards, three TDs and zero INTs for a perfect 158.3 passer rating

2014 (w/ JAX - 14/13)

Set franchise single-season records for a rookie with 2,908 passing yards and 280 completions while throwing for 11 TDs ... Led all NFL QBs with a 7.48 average per rush, rushing 56 times for 419 yards ... Marked the highest single-season rushing average by a QB in team history and his 419 rushing yards were second-most in team history (480, **Mark Brunell**, 1995) ... Finished with 37 completions of 20-plus yards ... Became 16th QB in Jaguars history to start a game and was one of seven rookie QBs to make their NFL debut in 2014 ... Took over as the team's starting QB in Week 4 and started the final 13 games ... Was 280 of 475 passing for 2,908 yards with 11 TDs/17 INTs and 69.5 rating ... Had 21 completions of 25-plus yards ... Rushed for 419 yards on 56 carries (7.48 avg.), the highest average by a NFL QB and second-most rushing yards by a Jaguars QB in a season

- **9/7 at PHI:** Dressed but did not play in season-opener
- **9/14 at WAS:** Dressed but did not play
- **9/21 vs. IND:** Made his NFL debut after he was inserted into the lineup to start the second half and finished 14 of 24 passing for 223 yards with two TDs/two INTs for an 82.5 passer rating ... Had four completions of 20-plus yards including a 63-yard TD pass to **Allen Hurns** ... Also had 30 rushing yards including 20-yard rush ... Engineered the offense to 289 yards in the second half after the club managed only 55 yards in the first half
- **9/28 at SD:** Made first career start and totaled 29 of 37 passing for 254 yards with one TD and two INTs for an 81.7 passer rating ... Completed 78.4 percent of his passes, the highest in NFL history for a rookie quarterback in his first career start with a minimum 30 attempts ... Hooked up with TE **Nic Jacobs** for a two-yard score in the second quarter ... Had five carries for 24 yards ... His 29 completions set single-game franchise record by a rookie and his completions, attempts and yards were most by a Jaguars rookie QB in first career start
- **10/5 vs. PIT:** Started at QB for first time at home and was 22 of 36 passing for 191 yards with two INTs for a 52.0 rating
- **10/12 at TEN:** Threw for 336 yards and one TD on 32 of 46 passing (69.6 pct.), tying **Byron Leftwich** (10/5/03 vs. San Diego) for most passing yards by a rookie in team history ... His 46 attempts and 32 completions were the most in franchise history by a rookie ... Had a 59-yard completion to TE **Clay Harbor** and hooked up with Harbor for a 20-yard TD pass in the fourth quarter ... Marked first AFC South start ... Led team in rushing with five carries for 38 yards
- **10/19 vs. CLE:** Was 17 of 31 passing for 159 yards with one TD and 3 INTs ... Had 31-yard TD pass to WR **Allen Robinson** in the second quarter ... Added five carries for 37 yards with a long of 18 yards. Had four completions of 20-plus yards
- **10/26 vs. MIA:** Threw for 221 yards and one TD on 18 of 34 passing ... Had two INTs, both returned for scores ... Hooked up with **Allen Robinson** for a 48-yard TD in the fourth quarter
- **11/2 at CIN:** Posted a career-best 96.4 rating on 22 of 33 passing (66.7 pct.) with two TDs and one INT ... Had TD passes to **Allen Hurns** of 40 and 18 yards
- **11/9 vs. DAL:** Completed 22 of 37 passes for 290 yards with one INT for a 73.0 rating ... Had four completions of 20-plus yards including a 53-yard pass to WR **Cecil Shorts**
- **11/23 at IND:** Threw for 146 yards on 15 of 27 passing
- **11/30 vs. NYG:** Completed 21 of 35 passes for 194 yards with one TD for an 84.7 rating ... Had first career fourth-quarter comeback win, leading team on a 11-play, 70-yard drive that culminated with a **Josh Scobee** FG ... Had a 30-yard TD pass to **Marqise Lee** in the third quarter and finished with four completions of 20-plus yards ... Added a career-high 68 rushing yards on five carries including a 29-yard rush ... Became only the third starting rookie quarterback to lead his team to a comeback win of 21 or more points since at least 1970
- **12/7 vs. HOU:** Was 20 of 39 passing for 205 yards with one TD for a 64.6 rating ... Had a four-yard TD pass to **Allen Hurns** in the first quarter, his first career TD pass in the first quarter ... Had three completions of 20-plus yards
- **12/14 at BAL:** Had three completions of 20-plus yards and finished 21 of 37 passing for 210 yards with one INT for a 61.8 rating
- **12/18 vs. TEN:** Earned first career division win, throwing for 115 yards and one TD ... Had a 34-yard completion to **Marqise Lee** in the third quarter ... Had five carries for 50 yards with runs of 19, 15 and 13 yards
- **12/28 at HOU:** Threw for 117 yards in season-finale on 14 of 33 passing and led team with 61 yards on three carries (20.3 avg.) ... Had a 34-yard rush in the fourth quarter, his longest rush of his career ... Set single-season franchise-record for passing yards by a rookie with 2,908

COLLEGE (at Central Florida, 2011-13)

- Played in 37 games with 30 starts
- Declared for the NFL Draft following his junior season
- Compiled a 22-5 record as a starter
- Career totals included 585 of 891 passing for 7,598 yards with 56 TDs/19 INT
- Ranked fourth in school history for passing yards and TDs
- As a junior, finished 259 of 382 passing (67.8 pct.) for 3,581 yards with 25 TDs/9 INTs and led team to a 12-1 mark and a Fiesta Bowl win
- Named MVP of the Fiesta Bowl with a win over Baylor, throwing for 301 yards and three TDs
- Majored in Interpersonal/Organizational Communication and minored in Sports and Fitness

PERSONAL

- Attended Oviedo High School where he finished his career by setting Seminole County records with 5,576 yards and 53 TDs
- Captured MVP award at the Central Florida All-Star game following senior year
- Also lettered in baseball
- His brother, Colby, plays baseball for the Detroit Tigers
- Son of Suzy and Rob Bortles
- Twitter handle is @BBortles5



REGULAR SEASON CAREER STATISTICS

PASSING

YEAR	TEAM	P/S	COMP	ATT	PCT	YDS	AVG	TD	INT	SK	RTG
2014	JAX	14/13	280	475	58.9	2,908	6.1	11	17	55	69.5
2015	JAX	16/16	355	606	58.6	4,428#	7.3	35#	18	51	88.2
2016	JAX	16/16	368#	625#	58.9	3,905	6.2	23	16	34	78.8
2017	JAX	12/12	229	383	59.8	2,553	6.6	14	8	19	83.2
NFL totals:		4 yrs. 58/57	1,232	2,089	59.0	13,794	6.6	83	59	160	80.2

single-franchise record

RUSHING

YEAR	TEAM	W-L*	ATT	YDS	AVG	TD
2014	JAX	3-10	56	419	7.5	0
2015	JAX	5-11	52	310	6.0	2
2016	JAX	3-13	58	359	6.2	3
2017	JAX	8-4	44	284	6.5	2
NFL totals:		4 yrs. 19-38	210	1,372	6.5	7

* games started



CAREER HIGHS

	GAME	SEASON
Passing completions:	33 (10/27/16 at TEN)	368 (2016)
Passing attempts:	54 (10/27/16 at TEN)	625 (2016)
Passing percentage:	78.4 (9/28/14 at S.D.)	58.9 (2016)
Passing yards:	381 (11/8/15 at NYJ)	4,428 (2015)
Passing touchdowns:	5 (12/6/15 at TEN)	35 (2015)
Passer rating:	134.5 (12/6/15 at TEN)	88.2 (2015)
Rushing attempts:	6 (four times, last: 11/26/17 at ARI)	58 (2016)
Rushing yards:	81 (11/27/16 at BUF)	419 (2014)
Rushing touchdowns:	2 (11/26/17 at ARI)	3 (2016)

BLAKE BORTLES

2017 GAME-BY-GAME STATISTICS

PASSING											
DATE	OPP	P/S	COMP	ATT	PCT	YDS	AVG	TD	INT	SK	RTG
09/10	at HOU	1/1	11	21	52.4	125	6.0	1	0	0	86.4
09/17	vs. TEN	1/1	20	34	58.8	223	6.6	1	2	2	63.7
09/24	vs. BAL	1/1	20	31	64.5	244	7.9	4	0	0	128.2
10/01	at NYJ	1/1	15	35	42.9	140	4.0	1	1	1	52.1
10/08	at PIT	1/1	8	14	57.1	95	6.8	0	1	2	48.0
10/15	vs. LAR	1/1	23	35	65.7	241	6.9	1	1	5	83.2
10/22	at IND	1/1	18	26	69.2	330	12.7	1	0	1	124.7
BYE WEEK											
11/05	vs. CIN	1/1	24	38	63.1	259	6.6	1	0	0	91.9
11/12	vs. LAC	1/1	28	51	54.9	278	5.4	1	2	3	60.3
11/19	at CLE	1/1	17	30	56.7	154	5.1	1	0	2	81.8
11/26	at AZ	1/1	19	33	57.6	160	4.8	0	1	3	57.6
12/03	vs. IND	1/1	26	35	74.3	309	9.4	2	0	0	119.8
12/10	vs. SEA										
12/17	vs. HOU										
12/24	at SF										
12/31	at TEN										
2017 totals:		12/12	229	383	59.8	2,553	6.6	14	8	19	80.2

RUSHING

DATE	OPP	W/L	ATT	YDS	AVG	LG	TD
09/10	at HOU	W	3	13	4.3	15	0
09/17	vs. TEN	L	4	29	7.3	11	0
09/24	vs. BAL	W	3	18	6.0	9	0
10/01	at NYJ	L	4	38	9.5	27	0
10/08	at PIT	W	1	9	9.0	9	0
10/15	vs. LAR	L	2	19	9.5	17	0
10/22	at IND	W	4	11	2.8	5	0
BYE WEEK							
11/05	vs. CIN	W	5	20	4.0	7	0
11/12	vs. LAC	W	5	34	6.8	14	0
11/19	at CLE	W	4	4	1.0	3	0
11/26	at AZ	L	6	62	10.3	28	2
12/03	vs. IND	W	3	27	9.0	20	0
12/10	vs. SEA						
12/17	vs. HOU						
12/24	at SF						
12/31	at TEN						
2017 totals:		8-4	44	284	6.5	28	2

2016 GAME-BY-GAME STATISTICS

PASSING											
DATE	OPP	P/S	COMP	ATT	PCT	YDS	AVG	TD	INT	SK	RTG
09/11	vs. G.B.	1/1	24	39	61.5	320	8.2	1	1	3	85.4
09/18	at S.D.	1/1	31	50	62.0	329	6.6	2	2	2	77.8
09/25	vs. BAL	1/1	24	38	63.2	194	5.1	2	3	4	60.6
10/02	vs. IND	1/1	19	33	57.6	207	6.3	2	0	3	96.4
BYE WEEK											
10/16	at CHI	1/1	20	33	60.6	271	8.2	1	1	2	84.3
10/23	vs. OAK	1/1	23	43	53.5	246	5.7	1	2	1	58.9
10/27	at TEN	1/1	33	54	61.1	337	6.2	3	0	2	97.5
11/06	at K.C.	1/1	22	41	53.7	252	6.1	2	1	2	78.5
11/13	vs. HOU	1/1	32	49	65.3	265	5.4	2	1	2	84.1
11/20	at DET	1/1	22	35	62.9	202	5.8	2	2	0	73.8
11/27	at BUF	1/1	13	26	50.0	126	4.9	2	0	2	89.6
12/04	vs. DEN	1/1	19	42	45.2	181	4.3	0	2	1	37.9
12/11	vs. MIN	1/1	23	37	62.2	257	6.9	1	0	4	91.8
12/18	at HOU	1/1	12	28	42.9	92	3.3	0	1	2	36.6
12/24	vs. TEN	1/1	26	38	68.4	325	8.6	1	0	2	103.5
01/01	at IND	1/1	25	39	64.1	301	7.7	1	0	2	96.2
2016 totals:		16/16	368	625	58.9	3,905	6.2	23	16	34	78.8

Additional statistics: one reception for 20 yards and one TD on 12/24/16 vs. TEN.

RUSHING

DATE	OPP	W/L	ATT	YDS	AVG	LG	TD
09/11	vs. G.B.	L	2	2	1.0	3	0
09/18	at S.D.	L	3	34	11.3	24	0
09/25	vs. BAL	L	3	17	5.7	9	0
10/02	vs. IND	W	7	36	5.1	9	1
BYE WEEK							
10/16	at CHI	W	3	1	0.3	3	0
10/23	vs. OAK	L	5	33	6.6	17	0
10/27	at TEN	L	4	22	5.5	12	0
11/06	at K.C.	L	6	54	9.0	26	0
11/13	vs. HOU	L	3	11	3.7	11	0
11/20	at DET	L	1	3	3.0	3	0
11/27	at BUF	L	8	81	10.1	27	0
12/04	vs. DEN	L	2	29	14.5	22	1
12/11	vs. MIN	L	3	13	4.3	6	0
12/18	at HOU	L	2	-5	-2.5	1	1
12/24	vs. TEN	W	3	7	2.3	7	0
01/01	at IND	L	3	21	7.0	16	0
2016 totals:		3-13	58	359	6.2	27	3

BLAKE BORTLES

2015 GAME-BY-GAME STATISTICS

PASSING											
DATE	OPP	P/S	COMP	ATT	PCT	YDS	AVG	TD	INT	SK	RTG
09/13	vs. CAR	1/1	22	40	55.0	183	4.6	1	2	5	54.5
09/20	vs. MIA	1/1	18	33	54.5	273	8.3	2	0	0	102.2
09/27	at N.E.	1/1	17	33	51.5	242	7.3	2	1	2	83.1
10/04	at IND	1/1	28	50	56.0	298	6.0	1	0	1	80.2
10/11	at T.B.	1/1	23	33	69.7	303	9.2	4	1	6	125.4
10/18	vs. HOU	1/1	30	53	56.6	331	6.2	3	3	3	70.6
10/25	vs. BUF	1/1	13	29	44.8	182	6.3	2	1	2	74.2
BYE WEEK											
11/08	at NYJ	1/1	24	40	60.0	381	9.5	2	2	6	87.6
11/15	at BAL	1/1	22	45	48.9	188	4.2	2	1	3	65.8
11/19	vs. TEN	1/1	21	30	70.0	242	8.1	1	1	4	91.2
11/29	vs. S.D.	1/1	30	49	61.2	329	6.7	2	1	2	86.2
12/06	at TEN	1/1	24	36	66.7	322	8.9	5*	0	2	134.5
12/13	vs. IND	1/1	16	30	53.3	250	8.3	3	0	3	114.6
12/20	vs. ATL	1/1	23	38	60.5	297	7.8	1	1	2	82.9
12/27	at N.O.	1/1	27	35	77.1	368	10.5	4	2	2	124.5
01/03	at HOU	1/1	17	32	53.1	239	7.5	0	2	8	51.4
2015 totals:		16/16	355#	606#	58.6	4,428#	7.3	35#	18	51	88.2

* single-game franchise record
single-season franchise record

RUSHING

DATE	OPP	W/L	ATT	YDS	AVG	LG	TD
09/13	vs. CAR	L	4	26	6.5	12	0
09/20	vs. MIA	W	2	27	13.5	28	0
09/27	at N.E.	L	3	7	2.3	3	0
10/04	at IND	L	4	31	7.8	14	0
10/11	at T.B.	L	1	21	21.0	21	0
10/18	vs. HOU	L	4	37	9.3	12	0
10/25	vs. BUF	W	5	-3	-0.6	1	0
BYE WEEK							
11/08	at NYJ	L	4	32	8.0	11	0
11/15	at BAL	W	2	25	12.5	14	0
11/19	vs. TEN	W	2	9	4.5	13	0
11/29	vs. S.D.	L	6	33	5.5	10	0
12/06	at TEN	L	2	-1	-0.5	0	0
12/13	vs. IND	W	4	17	4.3	15	1
12/20	vs. ATL	L	6	44	7.3	13	1
12/27	at N.O.	L	3	5	1.7	5	0
01/03	at HOU	L	0	0	0.0	-	0
2015 totals:		5-11	52	310	6.0	28	2

2014 GAME-BY-GAME STATISTICS

PASSING											
DATE	OPP	P/S	COMP	ATT	PCT	YDS	AVG	TD	INT	SK	RTG
09/07	at PHI	0/0									DNP
09/14	at WAS	0/0									DNP
09/21	vs. IND	1/0	14	24	58.3	223	9.3	2	2	1	82.5
09/28	at S.D.	1/1	29	37	78.4	254	6.9	1	2	3	81.8
10/05	vs. PIT	1/1	22	36	61.1	191	5.3	0	2	1	52.0
10/12	at TEN	1/1	32	46	69.6	336	7.3	1	1	6	88.6
10/19	vs. CLE	1/1	17	31	54.8	159	5.1	1	3	2	40.3
10/26	vs. MIA	1/1	18	34	52.9	221	6.5	1	2	4	58.6
11/02	at CIN	1/1	22	33	66.8	247	7.5	2	1	1	96.4
11/09	vs. DAL	1/1	22	37	59.5	290	7.8	0	1	4	73.0
BYE WEEK											
11/23	at IND	1/1	15	27	55.6	146	5.4	0	1	4	55.5
11/30	vs. NYG	1/1	21	35	60.0	194	5.5	1	0	7	84.7
12/07	vs. HOU	1/1	20	39	51.3	205	5.3	1	1	4	64.6
12/14	at BAL	1/1	21	37	56.8	210	5.7	0	1	8	61.8
12/18	vs. TEN	1/1	13	26	50.0	115	4.4	1	0	4	75.0
12/28	at HOU	1/1	14	33	42.4	117	3.5	0	0	5	52.2
2015 totals:		14/13	280	475	58.9	2,908	6.1	11	17	55	69.5

RUSHING

DATE	OPP	W/L*	ATT	YDS	AVG	LG	TD
09/07	at PHI						
09/14	at WAS						
09/21	vs. IND		2	30	15.0	20	0
09/28	at S.D.	L	5	24	4.8	8	0
10/05	vs. PIT	L	4	14	3.5	11	0
10/12	at TEN	L	5	38	7.6	11	0
10/19	vs. CLE	W	5	37	7.4	18	0
10/26	vs. MIA	L	6	48	8.0	32	0
11/02	at CIN	L	4	10	2.5	5	0
11/09	vs. DAL	L	3	3	1.0	1	0
BYE WEEK							
11/23	at IND	L	5	24	4.8	20	0
11/30	vs. NYG	W	5	68	13.6	29	0
12/07	vs. HOU	L	3	10	3.3	7	0
12/14	at BAL	L	1	2	2.0	2	0
12/18	vs. TEN	W	5	50	10.0	19	0
12/28	at HOU	L	3	61	20.3	34	0
2015 totals:		3-10*	56	419	7.5	34	0


* games started

A.J. BOUYE

21

A.J. BOUYE

CORNERBACK
6-0 191 LBS.
CENTRAL FLORIDA
BORN AUGUST 16, 1991
TUCKER, GEORGIA
ACQ: UFA (HOUSTON) 2017
EXP: 5TH YEAR



TRANSACTIONS

Originally signed by Houston as an undrafted free agent on 5/10/13 ... Re-signed by Houston as an restricted free agent on 3/28/16 ... Signed by Jacksonville as an unrestricted free agent on 3/10/17

PRO (Games played/started - 62/31, 3/2)

• Career totals include 173 tackles (150 solo), 45 passes defended, 10 INTs, 1.0 sack, one forced fumble and one fumble recovery

2017 (w/ JAX - 12/12)

- **9/10 at HOU:** Started at RCB and was tied for second on the team with six tackles (five solo) and also recorded one pass defended
- **9/17 vs. TEN:** Started at RCB and was tied for second on the team with six solo tackles and one pass defended
- **9/24 vs. BAL:** Started at RCB and recorded one INT and one pass defended
- **10/1 at NYJ:** Started at RCB and recorded two solo tackles, one INT and two passes defended ... Recorded an INT in back-to-back games for the first time in his career
- **10/8 at PIT:** Started at RCB and recorded three solo tackles and one pass defended
- **10/15 vs. LAR:** Started at RCB and recorded four solo tackles and one pass defended
- **10/22 at IND:** Started at RCB and recorded five solo tackles and two passes defended
- **11/5 vs. CIN:** Started at RCB ... Held CIN QB **Andy Dalton** to a season-low 163 yards passing
- **11/12 vs. LAC:** Started at RCB and recorded four tackles (three solo), one pass defended and an INT in overtime that set up K **Josh Lambo's** game-winning FG
- **11/19 at CLE:** Started at RCB and recorded two solo tackles, one pass defended and one INT, which set a new career-high interception mark
- **11/26 at ARI:** Started at RCB and recorded four solo tackles and one pass defended
- **12/3 vs. IND:** Started at RCB and recorded a season-high seven solo tackles

2016 (w/ HOU, 15/11, 2/2)

Led the team and tied for ninth in the NFL with 16 passes defended ... Set career highs with 11 starts, 62 tackles, 16 passes defended, two tackles for loss and one QB hit ... Tied with ATL DB **Robert Alford** for the most passes defended in the postseason (six)

- **9/11 vs. CHI:** Recorded first career sack on CHI QB **Jay Cutler**, the first sack by a Houston CB since **Demarcus Faggins** vs. Buffalo on 11/19/06
- **9/18 vs. K.C.:** Finished with four tackles (three solo) and tied for the team lead with two passes defended
- **10/2 vs. TEN:** Tied a single-game career high with three passes defended and contributed with two tackles on defense and one on special teams
- **10/24 at DEN:** Led the team and set a single-game career high with 11 tackles (nine solo), while adding two passes defended
- **11/21 at OAK:** Recorded his first INT of the season and sixth of his career when he picked off OAK QB **Derek Carr** on the opening play of the second half
- **11/27 vs. S.D.:** Tied for second on the team with seven tackles (five solo), his second-highest single-game total of the year, and added a pass defended
- **12/24 vs. CIN:** Led the team with nine solo tackles and matched a career high with three passes defended
- **1/7 vs. OAK:** Set a franchise postseason record with four passes defended and added his first career playoff INT in AFC wild-card round
- **1/14 at N.E.:** Became the first player in Texans history with an INT in back-to-back postseason games when he intercepted N.E. QB **Tom Brady**

2015 (w/ HOU - 15/2, 1/0)

- **10/8 vs. IND:** Made his first start of the season and seventh of his career
- **10/18 at JAX:** Finished second on the team with a season-high seven solo tackles, in addition to two passes defended and one INT
- **12/20 at IND:** Intercepted IND QB **Matt Hasselbeck** in the fourth quarter to clinch the Houston victory

2014 (w/ HOU - 14/6)

Finished tied for the team lead with three INTs ... Ranked sixth in the NFL with 120 INT return yards

- **9/14 at OAK:** Led the team with eight tackles
- **9/21 at NYG:** Started his first career game and made three tackles

- **10/9 vs. IND:** Made three tackles and two special teams tackles, in addition to two passes defended
- **11/2 vs. PHI:** Returned his first career INT 51 yards for a TD in the fourth quarter ... Finished the game with six tackles, one pass defended and one special teams tackle
- **11/16 at CLE:** Started and led the team with nine tackles, had a special teams tackle and one pass defended
- **11/30 vs. TEN:** Recorded his second INT of the season at the Houston 3-yard line in the fourth quarter and returned it to the Tennessee 30
- **12/14 at IND:** Posted his first career forced fumble and fumble recovery and made three tackles
- **12/21 vs. BAL:** Intercepted BAL QB **Joe Flacco** and added three tackles and a then-career best three passes defended

2013 (w/ HOU - 6/0)

Played in six games and recorded two special teams tackles before being placed on the Reserve/Injured List with a hamstring injury on Oct. 16

COLLEGE (at Central Florida, 2009-12)

- Started 21 of 43 career games at CB, compiling 110 tackles (78 solo), six INTs, 1.0 sack, two fumble recoveries and one forced fumble
- Returned from injury to start all 14 games as a senior, finishing with 53 tackles, three INTs, two fumble recoveries and one forced fumble en route to All-Conference USA second team honors
- Started seven games as a junior, recording 21 tackles (19 solo) and two INTs before missing the final five games of the season due to injury

PERSONAL

- Helped lead Tucker (Georgia) High School to a 14-1 record and a state championship during his senior season
- Named first-team all-county after recording 35 tackles as a senior with six INTs while also scoring three TDs on offense and twice on returns
- Recorded 40 tackles and one INT as a junior
- Was a member of the school's merit roll and R.O.T.C.



REGULAR SEASON CAREER STATISTICS

YEAR	TEAM	GP/GS	TKL	SOLO	ASST	SACKS	FF	FR	PD	INT
2013	HOU	6/0	0	0	0	0.0	0	0	0	0
2014	HOU	14/6	54	47	7	0.0	1	1	10	3
2015	HOU	15/2	14	14	0	0.0	0	0	6	2
2016	HOU	15/11	62	48	14	1.0	0	0	16	1
2017	JAX	12/12	43	41	2	0.0	0	0	13	4
NFL totals: 4 yrs. 62/31			173	150	23	1.0	1	1	45	10

Additional statistics: special teams tackles (9); 2013 - 2, 2014 - 5, 2015 - 2



POSTSEASON CAREER STATISTICS

YEAR	TEAM	GP/GS	TKL	SOLO	ASST	SACKS	FF	FR	PD	INT
2015	HOU	1/0	1	1	0	0.0	0	0	0	0
2016	HOU	2/2	7	5	2	0.0	1	0	6	2
NFL totals: 4 yrs. 3/2			8	6	2	0.0	1	0	6	2



CAREER HIGHS

	GAME	SEASON
Tackles:	11 (10/24/16 at DEN)	62 (2016)
Interceptions:	1 (ten times, last: 11/19/17 at CLE)	4 (2017)
Forced fumbles:	1 (12/14/14 at IND)	1 (2014)
Fumble recoveries:	1 (12/14/14 at IND)	1 (2014)
Passes defended:	3 (three times, last: 12/24/16 at CIN)	16 (2016)



2017 GAME-BY-GAME STATISTICS

DATE	OPP	TKL	SOLO	ASST	ST	SACKS	FF	FR	PD	INT
09/10	at Houston	6	5	1	0	0.0	0	0	2	0
09/17	vs. Tennessee	6	6	0	0	0.0	0	0	1	0
09/24	vs. Baltimore	0	0	0	0	0.0	0	0	1	1
10/01	at New York Jets	2	2	0	0	0.0	0	0	2	1
10/08	at Pittsburgh	3	3	0	0	0.0	0	0	1	0
10/15	vs. LA Rams	4	4	0	0	0.0	0	0	1	0
10/22	at Indianapolis	5	5	0	0	0.0	0	0	2	0
BYE WEEK										
11/05	vs. Cincinnati	0	0	0	0	0.0	0	0	0	0
11/12	vs. LA Chargers	4	3	1	0	0.0	0	0	1	1
11/19	at Cleveland	2	2	0	0	0.0	0	0	1	1
11/26	at Arizona	4	4	0	0	0.0	0	0	1	0
12/03	vs. Indianapolis	7	7	0	0	0.0	0	0	0	0
12/10	vs. Seattle									
12/17	vs. Houston									
12/24	at San Francisco									
12/31	at Tennessee									
2017 totals:		43	41	2	0	0.0	0	0	13	4

A.J. BOUYE



2016 GAME-BY-GAME STATISTICS

DATE	OPP	TKL	SOLO	ASST	ST	SACKS	FF	FR	PD	INT
09/11	vs. Chicago	3	3	0	0	1.0	0	0	1	0
09/18	vs. Kansas City	4	3	1	0	0.0	0	0	2	0
09/22	at New England	1	1	0	0	0.0	0	0	0	0
10/02	vs. Tennessee	2	1	1	0	0.0	0	0	3	0
10/09	at Minnesota	2	2	0	0	0.0	0	0	0	0
10/16	vs. Indianapolis	4	3	1	0	0.0	0	0	0	0
10/24	at Denver	11	9	2	0	0.0	0	0	2	0
10/30	vs. Detroit	5	5	0	0	0.0	0	0	1	0
BYE WEEK										
11/13	at Jacksonville					ina				
11/21	at Oakland	2	1	1	0	0.0	0	0	1	1
11/27	vs. San Diego	7	5	2	0	0.0	0	0	1	0
12/04	at Green Bay	4	3	1	0	0.0	0	0	0	0
12/11	at Indianapolis	3	1	2	0	0.0	0	0	1	0
12/18	vs. Jacksonville	2	1	1	0	0.0	0	0	0	0
12/24	vs. Cincinnati	9	9	0	0	0.0	0	0	3	0
01/01	at Tennessee	3	2	1	0	0.0	0	0	1	0
2016 totals:		62	48	14	0	1.0	0	0	16	1
01/07	vs. Oakland	2	0	2	0	0.0	0	0	4	1
01/14	at New England	5	5	0	0	0.0	1	0	2	1
Postseason totals:		7	5	2	0	0.0	1	0	6	2



2015 GAME-BY-GAME STATISTICS

DATE	OPP	TKL	SOLO	ASST	ST	SACKS	FF	FR	PD	INT
09/13	vs. Kansas City	1	1	0	0	0.0	0	0	0	0
09/20	at Carolina	0	0	0	0	0.0	0	0	0	0
09/27	vs. Tampa Bay	0	0	0	0	0.0	0	0	0	0
10/04	at Atlanta	1	1	0	0	0.0	0	0	0	0
10/08	vs. Indianapolis	1	1	0	0	0.0	0	0	0	0
10/18	at Jacksonville	7	7	0	0	0.0	0	0	2	1
10/25	at Miami	1	1	0	0	0.0	0	0	0	0
11/01	vs. Tennessee	0	0	0	0	0.0	0	0	0	0
BYE WEEK										
11/16	at Cincinnati	0	0	0	0	0.0	0	0	0	0
11/22	vs. New York Jets	0	0	0	0	0.0	0	0	1	0
11/29	vs. New Orleans					ina				
12/06	at Buffalo	0	0	0	0	0.0	0	0	1	0
12/13	vs. New England	0	0	0	0	0.0	0	0	0	0
12/20	at Indianapolis	0	0	0	0	0.0	0	0	2	1
12/27	at Tennessee	2	2	0	0	0.0	0	0	0	0
01/03	vs. Jacksonville	1	1	0	0	0.0	0	0	1	0
2015 totals:		14	14	0	0	0.0	0	0	6	2
01/09	vs. Kansas City	1	1	0	0	0.0	0	0	0	0
Postseason totals:		1	1	0	0	0.0	0	0	0	0



2014 GAME-BY-GAME STATISTICS

DATE	OPP	TKL	SOLO	ASST	ST	SACKS	FF	FR	PD	INT
09/07	vs. Washington	3	3	0	0	0.0	0	0	1	0
09/14	at Oakland	8	7	1	0	0.0	0	0	0	0
09/21	at N.Y. Giants	3	1	2	0	0.0	0	0	0	0
09/28	vs. Buffalo					ina				
10/05	at Dallas					ina				
10/09	vs. Indianapolis	3	2	1	0	0.0	0	0	2	0
10/20	at Pittsburgh	1	0	0	0	0.0	0	0	0	0
10/26	at Tennessee	2	1	1	0	0.0	0	0	0	0
11/02	vs. Philadelphia	6	5	1	0	0.0	0	0	1	1
BYE WEEK										
11/16	at Cleveland	9	8	1	0	0.0	0	0	1	0
11/23	vs. Cincinnati	4	4	0	0	0.0	0	0	0	0
11/30	vs. Tennessee	3	3	0	0	0.0	0	0	1	1
12/07	at Jacksonville	3	3	0	0	0.0	0	0	0	0
12/14	at Indianapolis	3	3	0	0	0.0	1	1	0	0
12/21	vs. Baltimore	3	3	0	0	0.0	0	0	3	1
12/28	vs. Jacksonville	3	3	0	0	0.0	0	0	1	0
2014 totals:		54	47	7	0	0.0	1	1	10	3



2013 GAME-BY-GAME STATISTICS

DATE	OPP	TKL	SOLO	ASST	ST	SACKS	FF	FR	PD	INT
09/09	at San Diego	0	0	0	0	0.0	0	0	0	0
09/15	vs. Tennessee	0	0	0	0	0.0	0	0	0	0
09/22	at Baltimore	0	0	0	0	0.0	0	0	0	0
09/29	vs. Seattle	0	0	0	0	0.0	0	0	0	0
10/06	at San Francisco	0	0	0	0	0.0	0	0	0	0
10/13	vs. St. Louis	0	0	0	0	0.0	0	0	0	0
10/20	at K.C.					IR				
10/27	BYE WEEK									
11/03	vs. Indianapolis					IR				
11/10	at Arizona					IR				
11/17	vs. Oakland					IR				
11/24	vs. Jacksonville					IR				
12/01	vs. New England					IR				
12/05	at Jacksonville					IR				
12/15	at Indianapolis					IR				
12/22	vs. Denver					IR				
12/29	at Tennessee					IR				
2013 totals:		0	0	0	0	0.0	0	0	0	0

BLAIR BROWN

53

BLAIR BROWN

LINEBACKER

6-0 238 LBS


OHIO

BORN MAY 27, 1994

MORENO VALLEY, CALIFORNIA

ACQ: FIFTH ROUND OF 2017 DRAFT (148TH)

EXP: ROOKIE



TRANSACTIONS

Drafted by Jacksonville in the fifth round (148th overall) in the 2017 draft

PRO (Games played/started - 9/1)

2017 (w/ JAX - 9/1)

- **9/10 at HOU:** Inactive
- **9/17 vs. TEN:** Inactive
- **9/24 vs. BAL:** Made his NFL debut and recorded one solo tackle
- **10/1 at NYJ:** Saw action on special teams
- **10/8 at PIT:** Saw action on special teams
- **10/15 vs LAR:** Recorded one solo special teams tackle
- **10/22 at IND:** Saw action on special teams
- **11/5 vs. CIN:** Saw action on special teams and recorded one solo special teams tackle
- **11/12 vs. LAC:** Saw action on special teams
- **11/19 at CLE:** Inactive
- **11/26 at ARI:** Recorded three tackles (two solo) after replacing **Telvin Smith** (concussion) at WLB in the second half and had one solo special teams tackle
- **12/3 vs. IND:** Earned his first career start WLB in place of **Telvin Smith** (concussion) and recorded three tackles (two solo) and 0.5 sack

COLLEGE (at Ohio, 2012-16)

Finished his career with 265 tackles (146 solo), 24.5 tackles for a loss and 5.5 sacks

2016 (Senior)

Brown was named first-team All-Mid-American Conference after leading the team with 128 tackles ... Recorded 59 solo tackles, 15 tackles for a loss, 4.5 sacks and one forced fumble

2015 (Junior)

Started in all 11 games, finishing third on the team with 65 tackles (37 solo), 4.5 tackles for a loss

- **9/19 vs. Southeastern Louisiana:** Recorded 11 tackles
- **10/17 vs. Western Michigan:** Totaled 11 tackles and one quarterback hurry

2014 (Sophomore)

Appeared in 11 games, starting eight games and finished third on the team in tackles with 55 (30 solo)

- **9/6 vs. Kentucky:** Recorded 1.0 sack

2013 (Freshman)

Appeared in seven games totaling 17 tackles (nine solo)

- **9/21 vs. Austin Peay:** Registered eight tackles

HIGH SCHOOL

- Attended Rancho Verde High School (Moreno Valley, Calif.)
- Received All-League honors
- Helped guide team to a perfect 14-0 record during his senior year

PERSONAL

- Son of Valencia and Edward Brown

REGULAR SEASON CAREER STATISTICS

YEAR	TEAM	GP/GS	TKL	SOLO	ASST	SACKS	FF	FR	PD	INT
2017	JAX	9/1	7	5	2	0.5	0	0	0	0
NFL totals: 1 yr.		9/1	7	5	2	0.5	0	0	0	0

2017 GAME-BY-GAME STATISTICS

DATE	OPP	TKL	SOLO	ASST	ST	SACKS	FF	FR	PD	TFL
09/10	at Houston				Inactive					
09/17	vs. Tennessee				Inactive					
09/24	vs. Baltimore	1	1	0	0	0.0	0	0	0	0
10/01	at New York Jets	0	0	0	0	0.0	0	0	0	0
10/08	at Pittsburgh	0	0	0	0	0.0	0	0	0	0
10/15	vs. LA Rams	0	0	0	1	0.0	0	0	0	0
10/22	at Indianapolis	0	0	0	0	0.0	0	0	0	0
BYE WEEK										
11/05	vs. Cincinnati	0	0	0	1	0.0	0	0	0	0
11/12	vs. LA Chargers	0	0	0	0	0.0	0	0	0	0
11/19	at Cleveland				Inactive					
11/26	at Arizona	3	2	1	1	0.0	0	0	0	0
12/03	vs. Indianapolis	3	2	1	0	0.5	0	0	0	0
12/10	vs. Seattle									
12/17	vs. Houston									
12/24	at San Francisco									
12/31	at Tennessee									
2017 totals:		7	5	2	3	0.5	0	0	0	0

CALAIS CAMPBELL

93

CALAIS CAMPBELL

DEFENSIVE LINEMAN

6-8 300 LBS


MIAMI (FLA.)

BORN SEPTEMBER 1, 1986

AURORA, COLORADO

ACQ: UFA (ARIZONA) 2017

EXP: 10TH YEAR



TRANSACTIONS

Originally drafted by Arizona in the second round (50th overall) in the 2008 NFL Draft ... Signed by Jacksonville as an unrestricted free agent on 3/10/17

PRO (Games played/started - 150/132, 9/4)

- Two-time Pro Bowl selection (2014, 2015)
- Has registered nine consecutive seasons with at least 5.0 sacks, tied for the longest streak in the NFL among defensive linemen with SEA's **Cliff Avril** and CAR's **Julius Peppers**
- Recorded at least 6.0 sacks in seven of the last eight seasons (2009-2017)
- One of four defensive linemen to register at least 30 passes defended since 2011
- His 132 career starts are second-most among all active defensive linemen, trailing only CIN's **Domata Peko** (167)
- Since he was drafted in 2008, his 117 tackles for loss are second most in the NFL among active players, trailing only BAL's **Terrell Suggs** (119)
- Campbell's 12.5 sacks are tied for the third most in the NFL this season and breaks **Tony Brackens'** team record of 12.0 sacks in 1999 for most sacks in a single-season in franchise history

2017 (w/ JAX - 12/12)

- **9/10 at HOU:** Started at DE and was tied for second on the team with six tackles (four solo), two tackles for a loss and set a Jaguars franchise record for most sacks in a single game with four, which also was a career-high ... Campbell's 3.5 sacks in the first half were the most sacks by a single player in a half since 2015 (**Khalil Mack**, Week 14, 2015, 5.0; **Cameron Wake**, Week 6, 2015, 4.0)
- **9/17 vs. TEN:** Started at DE and recorded four solo tackles
- **9/24 vs. BAL:** Started at DE and totaled three tackles (two solo), one forced fumble and a half of a sack
- **10/1 at NYJ:** Started at DE and recorded six tackles (three solo), one tackle for a loss and one sack
- **10/8 at PIT:** Started at DE and recorded four tackles (one solo) and half of a sack
- **10/15 vs. LAR:** Started at DE and recorded five tackles (four solo), two sacks, two tackles for a loss and one pass defended
- **10/22 at IND:** Started at DE and recorded four tackles (two solo), two sacks, one tackle for a loss and one forced fumble ... Fourth consecutive game recording at least one sack ... Set a career high with his 10th sack on the season
- **11/5 vs. CIN:** Started at DE and recorded two solo tackles, one sack and two tackles for a loss
- **11/12 vs. LAC:** Started at DE and recorded three tackles (two solo)
- **11/19 at CLE:** Started at DE and recorded two tackles (one solo), 0.5 sack and a forced fumble
- **11/26 at ARI:** Started at DE and recorded three solo tackles, one tackle for a loss and a fumble recovery, which he returned 10 yards for a TD, the second of his career
- **12/3 vs. IND:** Started at DE and recorded four solo tackles, one sack and one tackle for a loss ... Broke **Tony Brackens'** franchise record of 12 sacks (1999) in a single season as he reached 12.5 sacks this season

2016 (w/ ARI, 16/16)

Started 16 games for the second consecutive season and fourth time in his career ... Recorded 53 tackles (34 solo), 8.0 sacks, one INT, two forced fumbles and 12 tackles for a loss ... His 8.0 sacks tied for the second-highest total in his career and his highest total since 2013 (9.0)

- **10/06 at SF:** Recorded four tackles (three solo), 2.0 sacks, one INT and two tackles for a loss
- **10/30 at CAR:** Totaled a season-high nine tackles and two QB hits
- **1/1 at L.A.:** Registered three tackles, 1.5 sacks and a tackle for a loss

2015 (w/ ARI, 16/16, 2/2)

Started 16 games for the third time in his career and led the defensive line with 61 tackles ... Tied for the team lead with 16 tackles for loss ... Chosen as a defensive captain for the second consecutive season ... Named to his second consecutive Pro Bowl

- **10/4 vs. STL:** Tied his career high with a team-leading 11 tackles (10 solo)
- **12/27 vs. GB:** Recorded six tackles (five solo), a season high 2.5 sacks and three tackles for a loss

2014 (w/ ARI, 14/14, 1/1)

Chosen as a defensive captain for the first time in his career ... Led the defensive line with 58 tackles, was second on the team with 7.0 sacks and led the team with 16 tackles for a loss ... Earned his first Pro Bowl selection

- **9/14 at NYG:** Set season high with 10 solo tackles and recorded 1.0 sack and three tackles for a loss
- **10/5 at DEN:** Registered two solo tackles, one INT and one tackle for a loss
- **11/23 at SEA:** Set a career high registering 3.0 sacks

2013 (w/ ARI, 16/16)

Started all 16 games and led the defensive line with 58 tackles ... Set a career high with 9.0 sacks, which was second highest on the team ... Tied for the team lead with 14 tackles for a loss ... Named a Pro Bowl alternate

- **10/6 vs. CAR:** Recorded four solo tackles, a forced fumble and 2.0 sacks
- **10/17 vs. SEA:** Totaled a season-high eight tackles (seven solo), a fumble recovery and one tackle for a loss
- **12/22 at SEA:** Registered four tackles (three solo), 2.0 sacks and two tackles for a loss

2012 (w/ ARI, 13/12)

Played in 13 with 12 starts ... Led the defensive line with 63 tackles and finished second on the team with 6.5 sacks

- **9/16 at NE:** Recorded a season-high 10 tackles, 2.0 sacks and two tackles for a loss
- **10/29 vs. SF:** Finished with six solo tackles, 1.0 sack and two tackles for a loss

2011 (w/ ARI, 16/16)

Started all 16 games for the first time and posted a career high 72 tackles and team leading 8.0 sacks

- **9/25 at SEA:** Recorded 10 tackles (five solo), 2.5 sacks and two tackles for a loss
- **11/6 vs. STL:** Registered six solo tackles, 2.0 sacks and three tackles for a loss
- **11/13 at PHI:** Recorded his first career interception, picking off a QB **Michael Vick** pass

2010 (w/ ARI, 15/15)

Totaled 60 tackles and led the team with 6.0 sacks

- **12/19 at CAR:** Recorded a season-high 11 tackles (nine solo), 1.0 sack and four tackles for a loss

2009 (w/ ARI, 16/15, 2/1)

Saw action in all 16 games and started 15 ... Recorded 48 tackles, 7.0 sacks and also blocked two field goals

- **9/20 at JAX:** Credited with his first career sack with 0.5 sack of QB **David Garrard**
- **10/18 at SEA:** Registered three tackles, 1.5 sacks and had two tackles for a loss
- **11/22 at STL:** Recorded two solo tackles and a forced fumble

2008 (w/ ARI, 16/0, 4/0)

Played in all 16 games and all four postseason games, including Super Bowl XLIII, in his rookie season and was a key contributor on special teams, totaling seven special teams tackles

- **9/7 at SF:** Recorded first career tackle

COLLEGE (at Miami (Fla.), 2009-12)

- Played in 36 career games, starting 25
- Career totals include 158 tackles, 19.5 sacks and 39 tackles for a loss
- Two-time All-ACC selection

PERSONAL

- Attended South (Aurora, Colo.) High School and was a two-time All-State selection
- As a senior, recorded 19.0 sacks, 188 tackles and two interceptions
- Garnered All-State accolades in basketball in his junior year
- Recipient of the 2015 Pop Warner Humanitarian Award, given to an individual who portrays both outstanding athletic achievement and high humanitarian principles while serving as an inspiration to the youth of today
- Twitter handle is @Campbell93

CALAIS CAMPBELL

REGULAR SEASON CAREER STATISTICS

YEAR	TEAM	GP/GS	TKL	SOLO	ASST	SACKS	FF	FR	PD	TFL	INT
2008	ARI	16/0	21	17	4	0.0	1	0	1	2	0
2009	ARI	16/15	46	35	11	7.0	1	0	5	8	0
2010	ARI	15/15	60	46	14	6.0	0	1	2	13	0
2011	ARI	16/16	72	53	19	8.0	2	1	10	13	1
2012	ARI	13/12	63	50	13	6.5	0	0	6	13	0
2013	ARI	16/16	58	45	13	9.0	1	2	6	14	0
2014	ARI	14/14	58	48	10	7.0	1	0	3	16	1
2015	ARI	16/16	61	46	15	5.0	0	1	3	16	0
2016	ARI	16/16	53	34	19	8.0	2	3	6	12	1
2017	JAX	12/12	46	32	14	12.5	3	1	1	10	0
NFL totals:	10 yrs.	150/132	538	406	132	69.0	11	9	43	117	3

POSTSEASON CAREER STATISTICS

YEAR	TEAM	GP/GS	TKL	SOLO	ASST	SACKS	FF	FR	PD	TFL	INT
2008	ARI	4/0	4	3	1	0.0	0	0	1	0	0
2009	ARI	2/1	5	5	0	0.0	0	0	0	0	0
2014	ARI	1/1	4	0	4	0.0	0	0	0	0	0
2015	ARI	2/2	5	1	4	0.0	0	0	1	0	0
NFL totals:	4 yrs.	9/4	18	9	9	0.0	0	0	2	0	0

CAREER HIGHS

	GAME	SEASON
Tackles:	11 (two times; last 10/4/15 vs. STL)	72 (2011)
Sacks:	4.0 (9/10/17 at HOU)	12.5 (2017)
Forced fumbles:	1 (eleven times; last: 11/19/17 vs. CLE)	3 (2017)
Fumble recoveries:	1 (nine times; last: 11/26/17 at ARI)	3 (2016)
Interceptions:	1 (three times; last: 10/6/16 at S.F.)	1 (2011, '14, '16)

2017 GAME-BY-GAME STATISTICS

DATE	OPP	TKL	SOLO	ASST	SACKS	FF	FR	PD	TFL	INT
09/10	at Houston	6	4	2	4.0	0	0	0	2	0
09/17	vs. Tennessee	4	4	0	0.0	0	0	0	0	0
09/24	vs. Baltimore	3	2	1	0.5	1	0	0	0	0
10/01	at New York Jets	6	3	3	1.0	0	0	0	1	0
10/08	at Pittsburgh	4	1	3	0.5	0	0	0	0	0
10/15	vs. LA Rams	5	4	1	2.0	0	0	1	2	0
10/22	at Indianapolis	4	2	2	2.0	1	0	0	1	0
	BYE WEEK									
11/05	vs. Cincinnati	2	2	0	1.0	0	0	0	2	0
11/12	vs. LA Chargers	3	2	1	0.0	0	0	0	0	0
11/19	at Cleveland	2	1	1	0.5	1	0	0	0	0
11/26	at Arizona	3	3	0	0.0	0	1	0	1	0
12/03	vs. Indianapolis	4	4	0	1.0	0	0	0	1	0
12/10	vs. Seattle									
12/17	vs. Houston									
12/24	at San Francisco									
12/31	at Tennessee									
2017 totals:		46	32	14	12.5	3	1	1	10	0

2016 GAME-BY-GAME STATISTICS

DATE	OPP	TKL	SOLO	ASST	SACKS	FF	FR	PD	TFL	INT
09/11	vs. New England	3	2	1	0.0	0	1	0	0	0
09/18	vs. Tampa Bay	3	2	1	0.0	0	0	1	0	0
09/25	at Buffalo	4	4	0	0.0	0	0	1	1	0
10/02	vs. Los Angeles	1	1	0	0.0	0	0	0	1	0
10/06	at San Francisco	4	3	1	2.0	0	0	1	2	1
10/17	vs. NYJ	1	1	0	0.0	0	0	0	1	0
10/23	vs. Seattle	2	2	0	0.0	0	0	0	1	0
10/30	at Carolina	9	1	8	0.0	0	0	0	0	0
	BYE WEEK									
11/13	vs. San Francisco	3	2	1	1.0	0	0	0	1	0
11/20	at Minnesota	3	1	2	0.0	0	0	2	0	0
11/27	at Atlanta	3	3	0	0.0	0	0	0	1	0
12/04	vs. Washington	3	3	0	1.0	1	0	1	0	0
12/11	at Miami	3	3	0	0.0	1	0	0	0	0
12/18	vs. New Orleans	4	4	0	2.0	0	1	0	2	0
12/24	at Seattle	4	1	3	0.5	0	1	0	1	0
01/01	at Los Angeles	3	1	2	1.5	0	0	0	1	0
2016 totals:		53	34	19	8.0	2	3	6	12	1

2015 GAME-BY-GAME STATISTICS

DATE	OPP	TKL	SOLO	ASST	SACKS	FF	FR	PD	TFL	INT
09/13	vs. New Orleans	6	5	1	0.0	0	0	0	1	0
09/20	at Chicago	6	4	2	0.0	0	0	1	0	0
09/27	vs. San Francisco	2	1	1	0.0	0	0	0	0	0
10/04	vs. St. Louis	11	10	1	0.5	0	0	0	3	0
10/11	at Detroit	2	2	0	0.0	0	0	0	1	0
10/18	at Pittsburgh	5	3	2	1.0	0	0	0	1	0
10/26	vs. Baltimore	5	5	0	0.0	0	0	0	3	0
11/01	at Cleveland	3	2	1	0.0	0	0	0	0	0
	BYE WEEK									
11/15	at Seattle	3	0	3	0.0	0	0	0	0	0
11/22	vs. Cincinnati	3	1	2	0.0	0	0	0	0	0
11/29	at San Francisco	3	2	1	0.0	0	0	0	1	0
12/06	at St. Louis	0	0	0	0.0	0	0	0	0	0
12/10	vs. Minnesota	4	4	0	1.0	0	1	0	3	0
12/27	vs. Green Bay	6	5	1	2.5	0	0	0	3	0
01/03	vs. Seattle	2	2	0	0.0	0	0	0	0	0
2015 totals:		61	46	15	5.0	0	1	3	16	0
01/16	vs. Green Bay	2	0	2	0.0	0	0	1	0	0
01/24	at Carolina	3	1	2	0.0	0	0	0	0	0
Postseason totals:		5	1	4	0.0	0	0	1	0	0

2014 GAME-BY-GAME STATISTICS

DATE	OPP	TKL	SOLO	ASST	SACKS	FF	FR	PD	TFL	INT
09/08	vs. San Diego	0	0	0	0.0	0	0	0	0	0
09/14	at N.Y. Giants	10	10	0	1.0	0	0	0	3	0
09/21	vs. San Francisco	4	4	0	0.0	0	0	0	1	0
	BYE WEEK									
10/05	at Denver	2	2	0	0.0	0	0	1	1	1
10/12	vs. Washington									
10/19	at Oakland									
10/26	vs. Philadelphia	2	1	1	0.0	0	0	0	0	0
11/02	at Dallas	4	2	2	0.0	0	0	0	1	0
11/09	vs. St. Louis	6	5	1	2.0	0	0	0	4	0
11/16	vs. Detroit	4	3	1	0.0	1	0	0	0	0
11/23	at Seattle	6	4	2	3.0	0	0	0	3	0
11/30	at Atlanta	4	3	1	0.0	0	0	0	0	0
12/07	vs. Kansas City	6	5	1	1.0	0	0	1	1	0
12/11	at St. Louis	5	4	1	0.0	0	0	0	0	0
12/21	vs. Seattle	0	0	0	0.0	0	0	0	0	0
12/28	at San Francisco	5	5	0	0.0	0	0	1	2	0
2014 totals:		58	48	10	7.0	1	0	3	16	1
01/03	at Carolina	4	0	4	0.0	0	0	0	0	0
Postseason totals:		4	0	4	0.0	0	0	0	0	0

2013 GAME-BY-GAME STATISTICS

DATE	OPP	TKL	SOLO	ASST	SACKS	FF	FR	PD	TFL	INT
09/08	at St. Louis	3	3	0	0.0	0	0	0	1	0
09/15	vs. Detroit	2	2	0	1.0	0	1	0	1	0
09/22	at New Orleans	3	2	1	0.0	0	0	0	0	0
09/29	at Tampa Bay	2	2	0	0.0	0	0	0	1	0
10/06	vs. Carolina	4	4	0	2.0	1	0	0	2	0
10/13	at San Francisco	3	3	0	0.0	1	0	0	2	0
10/17	vs. Seattle	8	7	1	0.0	0	1	0	1	0
10/27	vs. Atlanta	5	5	0	1.0	0	1	0	1	0
	BYE WEEK									
11/10	vs. Houston	4	0	4	0.0	0	0	1	0	0
11/17	at Jacksonville	2	2	0	1.0	0	0	1	1	0
11/24	vs. Indianapolis	4	2	2	0.5	0	0	0	0	0
12/01	at Philadelphia	3	2	1	0.5	0	0	1	0	0
12/08	vs. St. Louis	3	2	1	0.0	0	0	1	0	0
12/15	at Tennessee	3	2	1	0.0	0	0	0	1	0
12/22	at Seattle	4	3	1	2.0	0	0	0	2	0
12/29	vs. San Francisco	5	4	1	1.0	0	0	0	1	0
2013 totals:		58	45	13	9.0	1	2	6	14	0

CALAIS CAMPBELL



2012 GAME-BY-GAME STATISTICS

DATE	OPP	TKL	SOLO	ASST	SACKS	FF	FR	PD	TFL	INT
09/09	vs. Seattle	1	1	0	0.0	0	0	1	0	0
09/16	at New England	10	7	3	2.0	0	0	0	2	0
09/23	at Philadelphia	0	0	0	0.0	0	0	1	0	0
09/30	vs. Miami	5	4	1	0.0	0	0	1	1	0
10/04	at St. Louis	0	0	0	0.0	0	0	1	0	0
10/14	vs. Buffalo	5	5	0	0.0	0	0	0	2	0
10/21	at Minnesota	2	1	1	0.0	0	0	0	0	0
10/29	vs. San Francisco	6	6	0	1.0	0	0	0	2	0
11/04	at Green Bay	8	5	3	0.5	0	0	0	0	0
BYE WEEK										
11/18	at Atlanta				ina					
11/25	vs. St. Louis				ina					
12/02	at New York Jets				ina					
12/09	at Seattle	8	5	3	0.0	0	0	0	0	0
12/16	vs. Detroit	8	7	1	1.0	0	0	1	4	0
12/23	vs. Chicago	8	7	1	1.0	0	0	1	1	0
12/30	at San Francisco	2	2	0	1.0	0	0	0	1	0
2012 totals:		63	50	13	6.5	0	0	6	13	0



2011 GAME-BY-GAME STATISTICS

DATE	OPP	TKL	SOLO	ASST	SACKS	FF	FR	PD	TFL	INT
09/11	vs. Carolina	4	3	1	0.0	0	0	1	1	0
09/18	at Washington	4	1	3	0.0	0	0	1	0	0
09/25	at Seattle	10	5	5	2.5	0	0	0	2	0
10/02	vs. New York Giants	6	6	0	0.0	1	0	0	1	0
10/09	at Minnesota	5	4	1	0.0	0	0	0	1	0
BYE WEEK										
10/23	vs. Pittsburgh	2	2	0	0.0	0	0	0	1	0
10/30	at Baltimore	7	5	2	0.5	0	0	0	0	0
11/06	vs. St. Louis	6	6	0	2.0	0	0	0	3	0
11/13	at Philadelphia	2	2	0	0.0	0	0	2	0	1
11/20	at San Francisco	4	4	0	0.0	0	0	1	0	0
11/27	at St. Louis	5	5	0	0.0	0	0	0	1	0
12/04	vs. Dallas	3	2	1	1.0	0	0	1	1	0
12/11	vs. San Francisco	2	2	0	1.0	0	0	2	1	0
12/18	vs. Cleveland	4	1	3	0.0	0	1	0	0	0
12/24	at Cincinnati	7	4	3	1.0	1	0	2	1	0
01/01	vs. Seattle	1	1	0	0.0	0	0	0	0	0
2011 totals		72	53	19	8.0	2	1	10	13	1



2010 GAME-BY-GAME STATISTICS

DATE	OPP	TKL	SOLO	ASST	SACKS	FF	FR	PD	TFL	INT
09/12	at St. Louis	2	2	0	1.0	0	0	1	1	0
09/19	at Atlanta	5	5	0	0.0	0	0	0	0	0
09/26	vs. Oakland	5	4	1	0.0	0	0	0	0	0
10/03	at San Diego	4	3	1	0.0	0	0	0	1	0
10/10	vs. New Orleans	3	3	0	0.0	0	0	0	0	0
BYE WEEK										
10/24	at Seattle	4	4	0	1.0	0	0	0	1	0
10/31	vs. Tampa Bay	6	3	3	0.0	0	0	0	0	0
11/07	at Minnesota	2	0	2	0.0	0	0	0	0	0
11/14	vs. Seattle	6	3	3	1.0	0	0	0	2	0
11/21	at Kansas City	2	2	0	0.0	0	0	0	0	0
11/29	vs. San Francisco				ina					
12/05	vs. St. Louis	2	1	1	1.0	0	0	1	1	0
12/12	vs. Denver	2	2	0	0.0	0	1	0	1	0
12/19	at Carolina	11	9	2	1.0	0	0	0	4	0
12/25	vs. Dallas	2	2	0	1.0	0	0	0	1	0
01/02	at San Francisco	4	3	1	0.0	0	0	0	0	0
2010 totals:		60	46	14	6.0	0	1	2	13	0



2009 GAME-BY-GAME STATISTICS

DATE	OPP	TKL	SOLO	ASST	SACKS	FF	FR	PD	TFL	INT
09/13	vs. San Francisco	5	5	0	0.0	0	0	1	0	1
09/20	at Jacksonville	1	0	1	0.5	0	0	1	0	0
09/27	vs. Indianapolis	4	3	1	0.0	0	0	0	0	0
10/04 BYE WEEK										
10/11	vs. Houston	1	1	0	0.0	0	0	0	0	0
10/18	at Seattle	3	2	1	1.5	0	0	0	2	0
10/25	at New York Giants	2	1	1	1.0	0	0	2	1	0
11/01	vs. Carolina	7	6	1	0.0	0	0	0	0	0
11/08	at Chicago	3	2	1	0.5	0	0	0	0	0
11/15	vs. Seattle	1	0	1	0.0	0	0	0	0	0
11/22	at St. Louis	2	2	0	0.0	1	0	0	0	0
11/29	at Tennessee	4	2	2	0.5	0	0	1	1	0
12/06	vs. Minnesota	4	3	1	1.0	0	0	0	1	0
12/14	at San Francisco	5	4	1	1.0	0	0	0	1	0
12/20	at Detroit	1	1	0	0.0	0	0	0	0	0
12/27	vs. St. Louis	1	1	0	1.0	0	0	0	1	0
01/03	vs. Green Bay	2	2	0	0.0	0	0	0	0	0
2009 totals:		48	37	11	7.0	1	0	5	8	0

01/10	vs. Green Bay	2	2	0	0.0	0	0	0	0	0
01/16	at New Orleans	3	3	0	0.0	0	0	0	0	0
Postseason totals:		5	5	0	0.0	0	0	0	0	0



2008 GAME-BY-GAME STATISTICS

DATE	OPP	TKL	SOLO	ASST	SACKS	FF	FR	PD	TFL	INT
09/07	at San Francisco	1	0	1	0.0	0	0	0	0	0
09/14	vs. Miami	3	3	0	0.0	0	0	0	0	0
09/21	at Washington	2	1	1	0.0	0	0	0	0	0
09/28	at New York Jets	0	0	0	0.0	0	0	0	0	0
10/05	vs. Buffalo	1	1	0	0.0	0	0	0	0	0
10/12	vs. Dallas	2	2	0	0.0	1	0	0	0	0
10/19 BYE WEEK										
10/26	at Carolina	2	1	1	0.0	0	0	0	0	0
11/02	at St. Louis	1	1	0	0.0	0	0	0	0	0
11/10	vs. San Francisco	0	0	0	0.0	0	0	0	0	0
11/16	at Seattle	0	0	0	0.0	0	0	0	0	0
11/23	vs. New York Giants	0	0	0	0.0	0	0	0	0	0
11/27	at Philadelphia	1	0	1	0.0	0	0	0	0	0
12/07	vs. St. Louis	1	1	0	0.0	0	0	0	0	0
12/14	vs. Minnesota	3	3	0	0.0	0	0	0	0	0
12/21	at New England	3	3	0	0.0	0	0	0	1	0
12/28	vs. Seattle	1	1	0	0.0	0	0	1	1	0
2008 totals:		28	23	5	0.0	1	0	1	2	0

01/03	vs. Atlanta	1	0	1	0.0	0	0	0	0	0
01/10	at Carolina	1	1	0	0.0	0	0	1	0	0
01/18	vs. Philadelphia	1	1	0	0.0	0	0	0	0	0
02/01	vs. Pittsburgh	1	1	0	0.0	0	0	0	0	0
Postseason totals:		4	3	1	0.0	0	0	1	0	0

A.J. CANN

60

A.J. CANN

OFFENSIVE LINEMAN

6-3 315 LBS.

SOUTH CAROLINA

BORN OCTOBER 3, 1991

BAMBERG, SOUTH CAROLINA

ACQ: 3RD ROUND OF 2015 DRAFT (67TH)

EXP: 3RD YEAR



- Played on both sides of the ball for Head Coach Kevin Crosby at Bamberg-Ehrhardt (S.C.) High School
- Graded out at 96 percent with 60 knockdown blocks as an offensive tackle
- Did not give up a sack
- Given name is Aaron
- Twitter handle is @AJCann50

TRANSACTIONS

Originally drafted by Jacksonville in third round (67th overall) in 2015 draft

PRO (Games played/started - 42/40)

- Third-year G emerged as a starter in Week 4 of the 2015 season
- Highest drafted player by the Jaguars from the University of South Carolina

2017 (w/ JAX - 11/11)

- **9/10 at HOU:** Started at RG and helped pave the way for the team to rush for 155 yards ... Did not allow a sack
- **9/17 vs. TEN:** Started at RG
- **9/24 vs. BAL:** Started at RG and helped the team rush for 166 yards and did not allow a sack
- **10/1 at NYJ:** Started at RG ... Briefly left the game with a finger injury, but returned to help the team rush for 175 yards
- **10/8 at PIT:** Started at RG and helped the team rush for 231 yards
- **10/15 vs LAR:** Started at RG and helped the team rush for 169 yards
- **10/22 at IND:** Started at RG and helped the team rush for 188 yards
- **11/5 vs. CIN:** Inactive (triceps)
- **11/12 vs. LAC:** Started at RG and helped the team rush for 135 yards
- **11/19 at CLE:** Started at RG and helped the team rush for 139 yards
- **11/26 at ARI:** Started at RG
- **12/3 vs. IND:** Started at RG

2016 (w/ JAX - 16/16)

Part of a unit that surrendered 34 sacks, its least amount since 2007

- **9/11 at G.B.:** Started the team's season opener at RG
- **9/18 at S.D.:** Started at RG
- **9/25 vs. BAL:** Started at RG
- **10/2 vs. IND:** Started at RG and helped the team rush for 136 yards
- **10/16 at CHI:** Started at RG
- **10/23 vs. OAK:** Started at RG
- **10/27 at TEN:** Started at RG
- **11/6 at K.C.:** Started at RG, helping the team rush for a season-high 205 yards
- **11/13 vs. HOU:** Started at RG
- **11/20 at DET:** Started at RG in his 25th career game
- **11/27 at BUF:** Started at RG
- **12/4 vs. DEN:** Started at RG and helped the team rush for 154 yards
- **12/11 vs. MIN:** Started at RG
- **12/18 at HOU:** Started at RG
- **12/24 vs. TEN:** Started at RG
- **1/1 at IND:** Started at RG, helping the team rush for 182 yards

2015 (w/ JAX - 15/13)

Rookie offensive lineman started 13 games at RG

- **10/4 at IND:** Made his first career start at RG, helping fellow rookie RB T.J. Yeldon rush for 100+ yards
- **10/25 vs. BUF:** Started at RG, helping RB T.J. Yeldon rush for a season-high 115 yards
- **12/13 vs. IND:** Started at RG, helping the Jaguars rush for a season-high 154 yards

COLLEGE (at South Carolina, 2010-15)

- Four-year starter, starting in 51 games, the second-most in school history (T.J. Johnson, 53)
- Three-time member of the SEC Fall Academic Honor Roll
- In 2014, named first-team All-America by Sporting News, ESPN.com and CBSsportsline.com, was a second-team All-American by Walter Camp, Associated Press and Sports Illustrated, and a third-team selection by College Sports Madness
- Earned first team All-SEC honors by the coaches and ESPN.com and was a second-team pick by the AP
- In 2013, voted a permanent team captain as a junior
- Majored in African American studies

PERSONAL

BARRY CHURCH

42

BARRY CHURCH

SAFETY

6-2 218 LBS.


TOLEDO

BORN FEBRUARY 11, 1988

PITTSBURGH, PENNSYLVANIA

ACQ: UFA (DALLAS) 2017

EXP: 8TH YEAR



TRANSACTIONS

Originally signed with Dallas as an undrafted free agent on 4/30/10 ... Signed a four-year contract extension with the club on 10/26/12 ... Signed by Jacksonville as an unrestricted free agent on 3/10/17

PRO (Games played/started - 102/75, 3/3)

- Elected as a team captain for the Cowboys in 2014 and 2016
- Career totals include 519 tackles, 21 PDs, seven INTs and 1.0 sack in 102 career games (75 starts)

2017 (w/ JAX - 12/12)

- **9/10 at HOU:** Started at SS and was tied for second on the team with six tackles (three solo) ... Registered his sixth consecutive game with at least five tackles
- **9/17 vs. TEN:** Started at SS and was tied for second on the team with six solo tackles ... Registered his seventh consecutive game with at least five tackles
- **9/24 vs. BAL:** Started at SS and recorded two solo tackles
- **10/1 at NYJ:** Started at SS and recorded six tackles (five solo), one tackle for a loss and his first career sack
- **10/8 at PIT:** Started at SS and recorded four tackles (two solo), one pass defended and one INT, which he returned 51 yards for a TD
- **10/15 vs. LAR:** Started at SS and recorded three tackles (two solo) and one pass defended
- **10/22 at IND:** Started at SS and recorded seven tackles (six solo) and one pass defended
- **11/5 vs. CIN:** Led the team with five tackles (three solo) and helped limit CIN QB **Andy Dalton** to a season-low 163 passing yards
- **11/12 vs. LAC:** Started at SS and recorded three solo tackles and one pass defended
- **11/19 at CLE:** Started at SS and recorded three tackles (two solo)
- **11/26 at ARI:** Started at SS and had a team-high nine tackles (eight solo), one pass defended and one INT
- **12/3 vs. IND:** Started at SS and recorded three tackles (two solo)

2016 (w/ DAL, 12/12, 1/1)

Started 12 games, but missed four games due to a fractured forearm ... Led the team with two INTs

- **9/18 at WAS:** Recorded five tackles, one pass defended and his fourth career INT
- **12/26 vs. DET:** Registered a season-high 12 tackles (seven solo)
- **1/15 vs. G.B.:** Notched four tackles and 1.0 sack in third postseason appearance

2015 (w/ DAL, 15/15)

Started 15 games, finishing the season on IR with a broken arm ... Finished second on the team with 113 tackles

- **11/15 at T.B.:** Recorded a season-high 11 tackles (nine solo) to finish second on the team
- **12/19 vs. NYJ:** Made his 50th career start and had seven tackles (four solo)

2014 (w/ DAL, 16/16, 2/2)

Elected by his teammates as one of the defensive captains for the season ... Started all 16 games for the second consecutive season ... Led the team in tackles (105) for the second straight year

- **9/14 at TEN:** Registered his second career INT and had six tackles (five solo) and one pass defended
- **11/23 at NYG:** Recorded seven solo tackles, including one for a loss, one pass defended, and returned an INT 45 yards
- **11/27 vs. PHI:** Had a season-high 11 tackles (nine solo) and one pass defended

2013 (w/ DAL, 16/16)

Started all 16 games played for the first time in his career ... Finished with the team-best and career-high 133 tackles (105 solo)

- **9/8 vs. NYG:** Recorded eight tackles (seven solo), his first NFL forced fumble and a fumble recovery, which he returned 27 yards for a TD
- **11/10 at N.O.:** Posted a season-high and team best 14 tackles (nine solo)
- **11/27 vs. OAK:** Registered eight tackles (six solo) to surpass the 100-tackle mark for the season, the first time in his career

2012 (w/ DAL, 3/3)

Earned the starting SS position in training camp, but was placed on IR after three games with an Achilles tendon injury

2011 (w/ DAL, 13/1)

Played in 13 games finishing the season on IR due to a shoulder injury

- **9/18 at WAS:** Recorded four tackles (three solo), including two for a loss
- **12/11 vs. NYG:** Earned his first NFL start and registered two tackles before leaving the game with a shoulder injury

2010 (w/ DAL, 15/0)

Was one of four rookie free agents to make the active roster and played in 15 games seeing time mainly on special teams

- **9/19 vs. CHI:** Made his NFL debut on special teams
- **10/31 vs. JAX:** Registered four tackles (three solo) as a reserve safety

COLLEGE (at Toledo, 2006-09)

- Career totals include 354 tackles, 26 for a loss, nine INTs, 18 passes defended, six forced fumbles and three blocked kicks
- As a senior, was named first-team All-MAC for the fourth time, becoming the first Rocket and the third MAC player to ever achieve that distinction
- Was one-of-12 semifinalists for the Jim Thorpe Award (top defensive back) and selected to play in the East-West Shrine Game

PERSONAL

- Attended Penn Hills (Pittsburgh) High School and named to the *Pittsburgh Tribune-Review's* "Terrific 25" team and second-team all-state Class AAAA at safety as a senior
- As a senior, had 80 tackles, 9.0 sacks and four INTs, as well as 30 catches for 670 yards and four offensive TDs
- He and his wife, Marcia, were married in June 2015
- Twitter handle is @BarryChurch42

REGULAR SEASON CAREER STATISTICS											
YEAR	TEAM	GP/GS	TKL	SOLO	ASST	SACKS	FF	FR	PD	INT	TD
2010	DAL	15/0	13	10	3	0.0	1	0	0	0	0
2011	DAL	13/1	20	16	4	0.0	0	0	0	0	0
2012	DAL	3/3	5	3	2	0.0	0	1	0	0	0
2013	DAL	16/16	133	105	28	0.0	3	1	6	1	1
2014	DAL	16/16	93	73	20	0.0	1	1	6	2	0
2015	DAL	15/15	113	75	38	0.0	1	0	0	0	0
2016	DAL	12/12	85	61	24	0.0	1	0	4	2	0
2017	JAX	12/12	57	44	13	1.0	0	0	5	2	1
NFL totals:		7 yrs.102/75	519	387	132	1.0	7	3	21	7	2

POSTSEASON CAREER STATISTICS										
YEAR	TEAM	GP/GS	TKL	SOLO	ASST	SACKS	FF	FR	PD	INT
2014	DAL	2/2	12	10	2	0.0	1	0	0	0
2016	DAL	1/1	4	2	2	1.0	0	0	0	0
Postseason totals:		3/3	16	12	4	1.0	1	0	0	0

CAREER HIGHS		
	GAME	SEASON
Tackles:	14 (11/10/13 at NO)	133 (2013)
Interceptions:	1 (seven times, last: 11/26/17 at ARI)	2 (2014, '16, '17)
Forced fumbles:	1 (seven times, last: 10/16/16 at GB)	3 (2012)
Fumble recoveries:	1 (three times, last: 11/9/14 at JAX)	1 (2012-14)
Passes defended:	3 (9/22/13 vs. STL)	6 (2013 & 2014)

2017 GAME-BY-GAME STATISTICS											
DATE	OPP	TKL	SOLO	ASST	ST	SACKS	FF	FR	PD	INT	
09/10	at Houston	6	3	3	0	0.0	0	0	0	0	
09/17	vs. Tennessee	6	6	0	0	0.0	0	0	0	0	
09/24	vs. Baltimore	2	2	0	0	0.0	0	0	0	0	
10/01	at New York Jets	6	5	1	0	1.0	0	0	0	0	
10/08	at Pittsburgh	4	2	2	0	0.0	0	0	1	1	
10/15	vs. LA Rams	3	2	1	0	0.0	0	0	1	0	
10/22	at Indianapolis	7	6	1	0	0.0	0	0	1	0	
BYE WEEK											
11/05	vs. Cincinnati	5	3	2	0	0.0	0	0	0	0	
11/12	vs. LA Chargers	3	3	0	0	0.0	0	0	1	0	
11/19	at Cleveland	3	2	1	0	0.0	0	0	0	0	
11/26	at Arizona	9	8	1	0	0.0	0	0	1	1	
12/03	vs. Indianapolis	3	2	1	0	0.0	0	0	0	0	
12/10	vs. Seattle										
12/17	vs. Houston										
12/24	at San Francisco										
12/31	at Tennessee										
2017 totals:		57	44	13	0	1.0	0	0	5	2	

BARRY CHURCH



2016 GAME-BY-GAME STATISTICS

DATE	OPP	TKL	SOLO	ASST	ST	SACKS	FF	FR	PD	INT
09/11	vs. New York Giants	7	4	3	0	0.0	0	0	0	0
09/18	at Washington	5	3	2	0	0.0	0	0	1	1
09/25	vs. Chicago	9	6	3	0	0.0	0	0	1	0
10/02	at San Francisco	8	8	0	0	0.0	0	0	0	0
10/09	vs. Cincinnati	8	7	1	0	0.0	0	0	0	0
10/16	at Green Bay	5	4	1	0	0.0	1	0	1	1
10/23	BYE WEEK									
10/30	vs. Philadelphia	3	2	1	0	0.0	0	0	0	0
11/06	at Cleveland				ina					
11/13	at Pittsburgh				ina					
11/20	vs. Baltimore				ina					
11/24	vs. Washington				ina					
12/01	at Minnesota	9	7	2	0	0.0	0	0	0	0
12/11	at New York Giants	8	4	4	0	0.0	0	0	1	0
12/18	vs. Tampa Bay	6	5	1	0	0.0	0	0	0	0
12/26	vs. Detroit	12	7	5	0	0.0	0	0	0	0
01/01	at Philadelphia	5	4	1	0	0.0	0	0	0	0
2016 totals:		85	61	24	0	0.0	1	0	4	2
1/15 vs. Green Bay		4	2	2	0	1.0	0	0	0	0
Postseason totals:		4	2	2	0	1.0	0	0	0	0



2015 GAME-BY-GAME STATISTICS

DATE	OPP	TKL	SOLO	ASST	ST	SACKS	FF	FR	PD	INT
09/13	vs. New York Giants	8	4	4	0	0.0	0	0	0	0
09/20	at Philadelphia	6	4	2	0	0.0	0	0	0	0
09/27	vs. Atlanta	6	4	2	0	0.0	0	0	0	0
10/04	at New Orleans	8	6	2	1	0.0	0	0	0	0
10/11	vs. New England	8	5	3	0	0.0	0	0	0	0
10/18	BYE WEEK									
10/25	at New York Giants	6	4	2	1	0.0	0	0	0	0
11/01	vs. Seattle	9	5	4	1	0.0	0	0	0	0
11/08	vs. Philadelphia	8	4	4	0	0.0	0	0	0	0
11/15	at Tampa Bay	11	9	2	0	0.0	0	0	0	0
11/22	at Miami	4	3	1	0	0.0	0	0	0	0
11/26	vs. Carolina	4	2	2	0	0.0	0	0	0	0
12/07	at Washington	10	7	3	0	0.0	0	0	0	0
12/13	at Green Bay	11	9	2	0	0.0	0	0	0	0
12/19	vs. New York Jets	7	4	3	0	0.0	0	0	0	0
12/27	at Buffalo	7	5	2	0	0.0	1	0	0	0
01/03	vs. Washington				IR					
2015 totals:		113	75	38	3	0.0	1	0	0	0



2014 GAME-BY-GAME STATISTICS

DATE	OPP	TKL	SOLO	ASST	ST	SACKS	FF	FR	PD	INT
09/07	vs. San Francisco	5	2	3	0	0.0	0	0	1	0
09/14	at Tennessee	6	5	1	0	0.0	0	0	1	1
09/21	at St. Louis	5	4	1	0	0.0	0	0	0	0
09/28	vs. New Orleans	6	5	1	0	0.0	0	0	0	0
10/05	vs. Houston	6	6	0	0	0.0	0	0	0	0
10/12	at Seattle	5	2	3	0	0.0	0	0	1	0
10/19	vs. New York Giants	8	6	2	0	0.0	1	0	0	0
10/27	vs. Washington	6	5	1	0	0.0	0	0	0	0
11/02	vs. Arizona	5	4	1	0	0.0	0	0	0	0
11/09	at Jacksonville	2	2	0	0	0.0	0	1	0	0
11/16	BYE WEEK									
11/23	at New York Giants	7	7	0	1	0.0	0	0	1	1
11/27	vs. Philadelphia	11	9	2	0	0.0	0	0	1	0
12/04	at Chicago	4	4	0	1	0.0	0	0	1	0
12/14	at Philadelphia	6	6	0	2	0.0	0	0	0	0
12/21	vs. Indianapolis	3	1	2	0	0.0	0	0	0	0
12/28	vs. Washington	8	5	3	0	0.0	0	0	0	0
2014 totals:		93	73	20	4	0.0	1	1	6	2
01/04 vs. Detroit		4	3	1	0	0.0	1	0	0	0
01/11 at Green Bay		8	7	1	0	0.0	0	0	0	0
Postseason totals:		12	10	2	0	0.0	1	0	0	0



2013 GAME-BY-GAME STATISTICS

DATE	OPP	TKL	SOLO	ASST	ST	SACKS	FF	FR	PD	INT
09/08	vs. New York Giants	8	7	1	0	0.0	1	1	0	0
09/15	at Kansas City	7	7	0	0	0.0	0	0	0	0
09/22	vs. St. Louis	3	3	0	0	0.0	0	0	3	0
09/29	at San Diego	9	8	1	0	0.0	0	0	0	0
10/06	vs. Denver	11	10	1	0	0.0	1	0	1	0
10/13	vs. Washington	9	8	1	0	0.0	0	0	1	0
10/20	at Philadelphia	5	4	1	0	0.0	0	0	1	1
10/27	at Detroit	9	7	2	0	0.0	1	0	0	0
11/03	vs. Minnesota	5	4	1	0	0.0	0	0	0	0
11/10	at New Orleans	14	9	5	0	0.0	0	0	0	0
11/17	BYE WEEK									
11/24	at New York Giants	13	8	5	0	0.0	0	0	0	0
11/28	vs. Oakland	8	6	2	0	0.0	0	0	0	0
12/09	at Chicago	7	6	1	1	0.0	0	0	0	0
12/15	vs. Green Bay	11	8	3	0	0.0	0	0	0	0
12/22	at Washington	7	4	3	0	0.0	0	0	0	0
12/29	vs. Philadelphia	7	6	1	1	0.0	0	0	0	0
2013 totals:		133	105	28	2	0.0	3	1	6	1



2012 GAME-BY-GAME STATISTICS

DATE	OPP	TKL	SOLO	ASST	ST	SACKS	FF	FR	PD	INT
09/05	at New York Giants	1	0	1	1	0.0	0	1	0	0
09/16	at Seattle	1	0	1	0	0.0	0	0	0	0
09/23	vs. Tampa Bay	3	3	0	0	0.0	0	0	0	0
10/01	vs. Chicago				IR					
10/08	BYE WEEK									
10/14	at Baltimore				IR					
10/21	at Carolina				IR					
10/28	vs. New York Giants				IR					
11/04	at Atlanta				IR					
11/11	at Philadelphia				IR					
11/18	vs. Cleveland				IR					
11/22	vs. Washington				IR					
12/02	vs. Philadelphia				IR					
12/09	at Cincinnati				IR					
12/16	vs. Pittsburgh				IR					
12/23	vs. New Orleans				IR					
12/30	at Washington				IR					
2012 totals:		5	3	2	1	0.0	0	1	0	0



2011 GAME-BY-GAME STATISTICS

DATE	OPP	TKL	SOLO	ASST	ST	SACKS	FF	FR	PD	INT
09/11	at New York Jets	2	2	0	1	0.0	0	0	0	0
09/18	at San Francisco	0	0	0	0	0.0	0	0	0	0
09/26	vs. Washington	0	0	0	1	0.0	0	0	0	0
10/02	vs. Detroit	5	4	1	1	0.0	0	0	0	0
10/09	BYE WEEK									
10/16	at New England	1	0	1	1	0.0	0	0	0	0
10/23	vs. St. Louis	0	0	0	0	0.0	0	0	0	0
10/30	at Philadelphia	0	0	0	0	0.0	0	0	0	0
11/06	vs. Seattle	2	2	0	0	0.0	0	0	0	0
11/13	vs. Buffalo	4	3	1	0	0.0	0	0	0	0
11/20	at Washington	4	3	1	0	0.0	0	0	0	0
11/24	vs. Miami	0	0	0	0	0.0	0	0	0	0
12/04	at Arizona	0	0	0	1	0.0	0	0	0	0
12/11	vs. New York Giants	2	2	0	0	0.0	0	0	0	0
12/17	at Tampa Bay				IR					
12/24	vs. Philadelphia				IR					
01/01	at New York Giants				IR					
2011 totals:		20	16	4	5	0.0	0	0	0	0



2010 GAME-BY-GAME STATISTICS

DATE	OPP	TKL	SOLO	ASST	ST	SACKS	FF	FR	PD	INT
09/12	at Washington				ina					
09/19	vs. Chicago	0	0	0	0	0.0	0	0	0	0
09/26	at Houston	1	1	0	0	0.0	0	0	0	0
10/03	BYE WEEK									
10/10	vs. Tennessee	0	0	0	0	0.0	0	0	0	0
10/17	at Minnesota	0	0	0	1	0.0	0	0	0	0
10/25	vs. New York Giants	0	0	0	0	0.0	0	0	0	0
10/31	vs. Jacksonville	4	3	1	0	0.0	0	0	0	0
11/07	at Green Bay	3	2	1	1	0.0	1	0	0	0
11/14	at New York Giants	2	1	1	1	0.0	0	0	0	0
11/21	vs. Detroit	1	1	0	0	0.0	0	0	0	0
11/25	vs. New Orleans	0	0	0	0	0.0	0	0	0	0
12/05	at Indianapolis	0	0	0	0	0.0	0	0	0	0
12/12	vs. Philadelphia	0	0	0	0	0.0	0	0	0	0
12/19	vs. Washington	2	2	0	1	0.0	0	0	0	0
12/25	at Arizona	0	0	0	1	0.0	0	0	0	0
01/02	at Philadelphia	0	0	0	0	0.0	0	0	0	0
2010 totals:		13	10	3	5	0.0	1	0	0	0

KEELAN COLE

84

KEELAN COLE



WIDE RECEIVER

6-1 194 LBS

KENTUCKY WESLEYAN

BORN APRIL 20, 1993

LOUISVILLE, KENTUCKY

ACQ: FREE AGENT 2017

EXP: ROOKIE

TRANSACTIONS

Originally signed as an undrafted free agent on 5/10/17

PRO (Games played/started - 12/4)

• Totaled five receptions for 132 yards (26.4 avg.) with one TD and also returned one punt for 31 yards in the 2017 preseason

2017 (w/ JAX - 12/4)

- **9/10 at HOU:** Saw action at WR and on special teams
- **9/17 vs. TEN:** Recorded his first career reception and finished the game with two receptions for 13 yards
- **9/24 vs. BAL:** Made his first career NFL start at WR and recorded one reception for 13 yards
- **10/1 at NYJ:** Recorded one reception for 10 yards
- **10/8 at PIT:** Recorded one reception for four yards
- **10/15 vs LAR:** Recorded one reception for seven yards
- **10/22 at IND:** Started at WR and recorded two receptions for 64 yards, including a long reception of 52
- **11/5 vs. CIN:** Recorded three receptions for 47 yards, including a long reception of 37 yards
- **11/12 vs. LAC:** Recorded three receptions for 61 yards, including a long reception of 36 yards
- **11/19 at CLE:** Recorded three receptions for 24 yards
- **11/26 at ARI:** Started at WR and recorded two receptions for 30 yards
- **12/3 vs. IND:** Started at WR and recorded three receptions for 49 yards (16.3 avg.) and his first career TD

COLLEGE (at Kentucky Wesleyan, 2013-16)

- Named to the D2football.com All-American First Team, Associated Press Little All-American First Team and the Don Hansen All-American First Team
- Led the nation in kickoffs returned for a TD (two) and ranked second in all-purpose yards (198.1 yards per game) as a senior
- Named Great Midwest Athletic Conference Offensive and Special Teams Player of the Year in 2016
- Led the NCAA in receiving yards (1,577), receiving yards per game (141.5) and receiving TDs (21) as a sophomore in 2014

PERSONAL

- Coached by Tyrann Scroggins at Central (Ky.) High School, where he was a four-year letterwinner and two-year starter at DB, WR and QB

REGULAR SEASON CAREER STATISTICS

YEAR	TEAM	GP/GS	RECs	YDS	AVG.	LG	TD
2017	JAX	12/4	22	322	14.6	52	1
NFL totals: 1 yr.		12/4	22	322	14.6	52	1

2017 GAME-BY-GAME STATISTICS

DATE	OPP	RECs	YDS	AVG.	LG	TD
09/10	at Houston	0	0	0.0	-	0
09/17	vs. Tennessee	2	13	6.5	11	0
09/24	vs. Baltimore	1	13	13.0	13	0
10/01	at New York Jets	1	10	10.0	10	0
10/08	at Pittsburgh	1	4	4.0	4	0
10/15	vs. LA Rams	1	7	7.0	7	0
10/22	at Indianapolis	2	64	32.0	52	0
BYE WEEK						
11/05	vs. Cincinnati	3	47	15.7	37	0
11/12	vs. LA Chargers	3	61	20.6	36	0
11/19	at Cleveland	3	24	8.0	11	0
11/26	at Arizona	2	30	15.0	24	0
12/03	vs. Indianapolis	3	49	16.3	32	1
12/10	vs. Seattle					
12/17	vs. Houston					
12/24	at San Francisco					
12/31	at Tennessee					
2017 totals:		22	322	14.6	52	1

Additional Statistics: one special teams tackle

AARON COLVIN

22

AARON COLVIN

CORNERBACK
6-0 193 LBS.
OKLAHOMA
BORN OCTOBER 2, 1991
TULSA, OKLAHOMA
ACQ: 4TH ROUND OF 2014 DRAFT (114TH)
EXP: 4TH YEAR



TRANSACTIONS

Originally drafted by Jacksonville in the fourth round (114th overall) of the 2014 draft ... Placed on injured reserve on 12/23/16

PRO (Games played/started - 44/23)

- Since 2015, his 5.0 sacks are most in the NFL by a CB and tied for the most by a defensive back (K.C.'s **Ron Parker**)
- Began rookie season on reserve/physically unable to perform list after suffering an ACL injury while playing for the Jaguars coaching staff on the South squad at the Senior Bowl in 2014

2017 (w/ JAX - 12/3)

- **9/10 at HOU:** Saw action at CB and recorded one solo tackle
- **9/17 vs. TEN:** Recorded three solo tackles
- **9/24 vs. BAL:** Recorded one solo tackle and one pass defended
- **10/1 at NYJ:** Recorded three tackles (two solo)
- **10/8 at PIT:** Tied for the team lead with 10 tackles (nine solo) and also recorded two tackles for a loss
- **10/15 vs LAR:** Recorded two solo tackles, one tackle for a loss and a fumble recovery
- **10/22 at IND:** Started at CB in the nickel package and recorded two tackles (one solo)
- **11/5 vs. CIN:** Recorded one solo tackle
- **11/12 vs. LAC:** Started at CB and recorded three tackles (one solo), one tackle for a loss and one pass defended
- **11/19 at CLE:** Recorded two tackles (one solo)
- **11/26 at ARI:** Started at CB and recorded one solo tackle and two passes defended
- **12/3 vs. IND:** Recorded one solo tackle

2016 (w/ JAX - 10/4)

Missed the first four games of the season on the Reserve/Suspended by the Commissioner list

- **10/16 at CHI:** Made his season debut, posting five solo tackles, including one tackle for loss
- **10/23 vs. OAK:** Tallied three solo tackles at CB
- **10/27 at TEN:** Started at LCB and made two tackles (one solo)
- **11/6 at K.C.:** Saw action at CB and made seven tackles (five solo)
- **11/13 vs. HOU:** Saw action at CB and registered a seven-yard sack
- **11/20 at DET:** Started at CB and recorded two solo tackles before exiting the game with a concussion
- **11/27 at BUF:** Saw action at CB and on special teams
- **12/4 vs. DEN:** Saw action at CB and made one solo tackle
- **12/11 vs. MIN:** Started at CB and made one tackle
- **12/18 at HOU:** Started at CB before exiting the game with an ankle injury

2015 (w/ JAX - 16/15)

Started in 15 of 16 games at RCB, totaling 73 tackles (60 solo), seven passes defended, six tackles for loss and 4.0 sacks ... His 4.0 sacks are the most by an NFL DB since **Roman Harper's** 7.5 sacks in 2011 and the most by a Jaguars DB since **Aaron Beasley's** 5.0 sacks in 2000 (Colvin's 4.0 sacks are the second-most by a Jaguars DB in franchise history)

- **9/20 vs. MIA:** Made six tackles (five solo)
- **10/4 at IND:** Started at RCB, recording six tackles (five solo), including two tackles for loss, and his first career sack
- **10/11 at T.B.:** Started at RCB, tallying five tackles (five solo) and one sack
- **10/25 vs. BUF:** Made six tackles (six solo), including a sack-fumble that DE **Chris Clemons** returned for a TD ... Recorded the game-clinching PBU with 57 seconds remaining in the game to force a turnover on downs
- **11/8 at NYJ:** Made a season-high eight tackles (four solo), including one tackle for loss
- **11/19 vs. TEN:** Started at RCB, making seven tackles (seven solo), three passes defended and one sack
- **12/27 at N.O.:** Started at RCB and made a season-high nine tackles (five solo)

2014 (w/ JAX - 6/1)

Saw action in six games as a rookie and totaled 25 tackles (21 solo), two passes defended, two QB hits and one fumble recovery ... Placed on the reserve/physically unable to perform list on Aug. 26 and was activated to 53-man roster on Nov. 11

- **11/23 at IND:** Made NFL debut and saw action at CB and on special teams ...

Finished with one solo tackle

- **11/30 vs. NYG:** Saw extensive action at CB ... Scored a TD on a 41-yard fumble return in the fourth quarter, his first career score ... It marked the fifth-longest fumble recovery for a touchdown in team history and longest since 2007 (77 yards, Daryl Smith, Oct. 14 vs. Houston)
- **12/7 vs. HOU:** Registered five tackles (four solo) and added one special teams tackle
- **12/18 vs. TEN:** Posted a career-high seven solo tackles and one pass defended

COLLEGE (at Oklahoma, 2010-13)

- Four-year letterman
- Appeared in 50 games with 36 starts
- Career totals include 234 tackles (170 solo), 15 tackles for a loss, 3.5 sacks, five INTs, one forced fumble, three fumble recoveries and 23 passes defended
- Started 35 of his last 36 games
- Named a semifinalist for the Thorpe Award as a senior, given to the top defensive back in college football
- Was All-Big 12 first-team selection by coaches, AP and the San Antonio Express-News
- Majored in communications

PERSONAL

- Attended Owasso (Okla.) High School
- Son of Bryant and Lisa Colvin
- Twitter handle is @AColvin_22



REGULAR SEASON CAREER STATISTICS

YEAR	TEAM	GP/GS	TKL	SOLO	ASST	SACKS	FF	FR	PD	INT
2014	JAX	6/1	25	21	4	0.0	0	1	2	0
2015	JAX	16/15	73	60	13	4.0	1	0	7	0
2016	JAX	10/4	22	18	4	1.0	0	0	0	0
2017	JAX	12/3	30	24	6	0.0	0	1	4	0
NFL totals: 3 yrs.		44/23	151	124	27	5.0	1	2	13	0



CAREER HIGHS

	GAME	SEASON
Tackles:	10 (10/8/17 at PIT)	73 (2015)
Sacks:	1.0 (five times, last: 11/13/16 vs. HOU)	4.0 (2016)
Passes defended:	3 (11/19/15 vs. TEN)	7 (2015)
Forced fumbles:	1 (10/25/15 vs. BUF)	1 (2015)
Fumble recoveries:	1 (twice, last: 10/15/17 vs. LAR)	1 (2014 & 17)



2017 GAME-BY-GAME STATISTICS

DATE	OPP	TKL	SOLO	ASST	SACKS	FF	FR	PD	INT	
09/10	at Houston	1	1	0	0.0	0	0	0	0	
09/17	vs. Tennessee	3	3	0	0.0	0	0	0	0	
09/24	vs. Baltimore	1	1	0	0.0	0	0	1	0	
10/01	at New York Jets	3	2	1	0.0	0	0	0	0	
10/08	at Pittsburgh	10	9	1	0.0	0	0	0	0	
10/15	vs. LA Rams	3	2	1	0.0	0	1	0	0	
10/22	at Indianapolis	2	1	1	0.0	0	0	0	0	
BYE WEEK										
11/05	vs. Cincinnati	1	1	0	0.0	0	0	0	0	
11/12	vs. LA Chargers	3	1	2	0.0	0	0	1	0	
11/19	at Cleveland	2	1	1	0.0	0	0	0	0	
11/26	at Arizona	1	1	0	0.0	0	0	2	0	
12/03	vs. Indianapolis	1	1	0	0.0	0	0	0	0	
12/10	vs. Seattle									
12/17	vs. Houston									
12/24	at San Francisco									
12/31	at Tennessee									
2017 totals:		30	24	6	0.0	0	1	4	0	

AARON COLVIN

2016 GAME-BY-GAME STATISTICS									
DATE	OPP	TKL	SOLO	ASST	SACKS	FF	FR	PD	INT
09/11	vs. Green Bay				--				
09/18	at San Diego				--				
09/25	vs. Baltimore				--				
10/02	vs. Indianapolis				--				
	BYE WEEK								
10/16	at Chicago	5	5	0	0.0	0	0	0	0
10/23	vs. Oakland	3	3	0	0.0	0	0	0	0
10/27	at Tennessee	2	1	1	0.0	0	0	0	0
11/06	Kansas City	7	5	2	0.0	0	0	0	0
11/13	vs. Houston	1	1	0	1.0	0	0	0	0
11/20	at Detroit	2	2	0	0.0	0	0	0	0
11/27	at Buffalo	0	0	0	0.0	0	0	0	0
12/04	vs. Denver	1	1	0	0.0	0	0	0	0
12/11	vs. Minnesota	1	0	1	0.0	0	0	0	0
12/18	at Houston	0	0	0	0.0	0	0	0	0
12/24	vs. Tennessee				IR				
01/01	at Indianapolis				IR				
2016 totals:		22	18	4	1.0	0	0	0	0

2015 GAME-BY-GAME STATISTICS									
DATE	OPP	TKL	SOLO	ASST	SACKS	FF	FR	PD	INT
09/13	vs. Carolina	2	1	1	0.0	0	0	0	0
09/20	vs. Miami	6	5	1	0.0	0	0	0	0
09/27	at New England	2	2	0	0.0	0	0	0	0
10/04	at Indianapolis	6	5	1	1.0	0	0	0	0
10/11	at Tampa Bay	6	5	1	1.0	0	0	0	0
10/18	vs. Houston	4	4	0	0.0	0	0	0	0
10/25	vs. Buffalo	6	6	0	1.0	1	0	1	0
	BYE WEEK								
11/08	at N.Y. Jets	8	4	4	0.0	0	0	0	0
11/15	at Baltimore	4	3	1	0.0	0	0	0	0
11/19	vs. Tennessee	7	7	0	1.0	0	0	3	0
11/29	vs. San Diego	3	3	0	0.0	0	0	1	0
12/06	at Tennessee	0	0	0	0.0	0	0	1	0
12/13	vs. Indianapolis	2	2	0	0.0	0	0	0	0
12/20	vs. Atlanta	3	3	0	0.0	0	0	0	0
12/27	at New Orleans	9	5	4	0.0	0	0	0	0
01/03	at Houston	5	4	1	0.0	0	0	1	0
2015 totals:		73	60	13	4.0	1	0	7	0

2014 GAME-BY-GAME STATISTICS									
DATE	OPP	TKL	SOLO	ASST	SACKS	FF	FR	PD	INT
09/07	at Philadelphia				PUP				
09/14	at Washington				PUP				
09/21	vs. Indianapolis				PUP				
09/28	at San Diego				PUP				
10/05	vs. Pittsburgh				PUP				
10/12	at Tennessee				PUP				
10/19	vs. Cleveland				PUP				
10/26	vs. Miami				PUP				
11/02	at Cincinnati				PUP				
11/09	vs. Dallas				PUP				
	BYE WEEK								
11/23	at Indianapolis	1	1	0	0.0	0	0	0	0
11/30	vs. N.Y. Giants	4	3	1	0.0	0	1	1	0
12/07	vs. Houston	5	4	1	0.0	0	0	0	0
12/14	at Baltimore	4	3	1	0.0	0	0	0	0
12/18	vs. Tennessee	7	7	0	0.0	0	0	1	0
12/28	at Houston	4	3	1	0.0	0	0	0	0
2014 totals:		25	21	4	0.0	0	1	2	0

MARCELL DAREUS

99 MARCELL DAREUS



DEFENSIVE TACKLE
6-3 331 LBS

ALABAMA

BORN MARCH 13, 1990
BIRMINGHAM, ALABAMA

ACQ: TRADE (BUFFALO) 2017
EXP: 7TH YEAR



TRANSACTIONS

Originally drafted by Buffalo in the first round (third overall) in the 2011 draft ...
Traded to Jacksonville for a 2018 sixth-round draft pick on 10/28/17

PRO (Games played/started - 96/85)

- Earned All-Pro honors in 2014
- Selected to the Pro Bowl in 2014 and 2015

2017 (w/ BUF, JAX - 10/0)

Appeared in five games with Buffalo prior to his trade to Jacksonville and totaled eight tackles (four solo), one sack and two tackles for a loss

- **11/5 vs. CIN:** Made his Jaguars debut and recorded three solo tackles
- **11/12 vs. LAC:** Recorded four tackles (three solo)
- **11/19 at CLE:** Recorded a solo tackle
- **11/26 at ARI:** Saw action at DT
- **12/3 vs. IND:** Recorded three solo tackles

2016 (w/ BUF - 8/7)

Appeared in eight games with seven starts and recorded 39 tackles (24 solo), five tackles for a loss, 3.5 sacks and one pass defended

2015 (w/ BUF - 15/15)

Started all 15 games he appeared in and totaled 51 tackles (38 solo), nine tackles for a loss and two sacks

2014 (w/ BUF - 15/15)

Started all 15 games he appeared in under current Jaguars Head Coach Doug Marrone and totaled 49 tackles (36 solo), 12 tackles for a loss, a career high 10 sacks, one pass defended and one forced fumble

2013 (w/ BUF - 16/14)

Appeared in all 16 games under current Jaguars Head Coach Doug Marrone, starting 14 and recorded a career high 71 tackles (46 solo), eight tackles for a loss, 7.5 sacks, three passes defended and one forced fumble

2012 (w/ BUF - 16/16)

Started in all 16 games and recorded 39 tackles (26 solo), five tackles for a loss, 5.5 sacks, six passes defended and one fumble recovery

2011 (w/ BUF - 16/15)

Appeared in all 16 games, starting 15 and totaled 43 tackles (32 solo), nine tackles for a loss, 5.5 sacks, two passes defended and one fumble recovery

COLLEGE (at Alabama, 2008-10)

- Appeared in 33 career games, totaling 39 tackles (27 solo), 20 tackles for loss and 11 sacks.
- Won the BCS National Championship in 2010 and was named the game's defensive MVP

PERSONAL

- Totaled 117 tackles and 20 sacks as a senior, and also returned a fumble for a touchdown
- Attended Huffman (Ala.) High School
- ASWA All-State honorable mention, listed on the Atlanta Journal-Constitution's Super Southern 100 and the Mobile Press-Register Elite 18.

REGULAR SEASON CAREER STATISTICS

YEAR	TEAM	GP/GS	TKL	SOLO	ASST	SACKS	FF	FR	PD	TFL	INT
2011	BUF	16/15	43	32	11	5.5	0	1	2	9	0
2012	BUF	16/16	39	26	13	5.5	0	1	6	5	0
2013	BUF	16/14	71	46	25	7.5	1	0	3	8	0
2014	BUF	15/15	49	36	13	10.0	1	0	1	12	0
2015	BUF	15/15	51	38	13	2.0	0	0	0	5	0
2016	BUF	8/7	39	24	15	3.5	0	0	1	5	0
2017	BUF	5/3	8	4	4	1.0	0	0	0	2	0
2017	JAX	5/0	11	10	1	0.0	0	0	0	0	0
NFL totals: 7 yrs.		96/85	311	216	95	35.0	2	2	13	46	0

CAREER HIGHS

	GAME	SEASON
Tackles:	8 (two times; last: 11/12/16 vs. JAX)	71 (2013)
Sacks:	3.0 (two times; last: 11/9/14 vs. KC)	10.0 (2014)
Forced fumbles:	1 (two times; last: 10/5/14 at DET)	1 (2013 & 2014)
Fumble recoveries:	1 (two times; last: 10/7/14 at S.F.)	1 (2011 & 2012)

2017 GAME-BY-GAME STATISTICS


DATE	OPP	TKL	SOLO	ASST	SACKS	FF	FR	PD	TFL	INT
W/BUF										
09/10*	vs. New York Jets	0	0	0	0.0	0	0	0	0	0
09/17*	at Carolina	1	0	1	0.0	0	0	0	0	0
09/24*	vs. Denver	0	0	0	0.0	0	0	0	0	0
10/01*	at Atlanta	0	0	0	0.0	0	0	0	0	0
10/08*	at Cincinnati	2	1	1	1.0	0	0	0	1	0
BYE WEEK										
10/22*	vs. Tampa Bay	5	3	2	0.0	0	0	0	1	0
BYE WEEK										
W/JAX										
11/05	vs. Cincinnati	3	3	0	0.0	0	0	0	0	0
11/12	vs. LA Chargers	4	3	1	0.0	0	0	0	0	0
11/19	at Cleveland	1	1	0	0.0	0	0	0	0	0
11/26	at Arizona	0	0	0	0.0	0	0	0	0	0
12/03	vs. Indianapolis	3	3	0	0.0	0	0	0	0	0
12/10	vs. Seattle									
12/17	vs. Houston									
12/24	at San Francisco									
12/31	at Tennessee									
2017 totals:		19	14	5	1.0	0	0	0	2	0

* spent first seven weeks with Buffalo

LEONARD FOURNETTE

27 LEONARD FOURNETTE

RUNNING BACK
6-0 228 LBS.
LOUISIANA STATE
BORN JANUARY 18, 1995
NEW ORLEANS, LOUISIANA
ACQ: FIRST ROUND OF 2017 DRAFT (4TH)
EXP: ROOKIE



TRANSACTIONS

Drafted by Jacksonville in the first round (fourth overall) in the 2017 draft

PRO (Games played/started - 10/10)

- Became the first player in Jaguars history to rush for at least 100 yards in his NFL debut and also became the eighth player in NFL history to register at least 100 rushing yards, one-plus rushing TD and three-plus receptions in their NFL debut
- First player in franchise history to score a scrimmage TD in each of his first six career games
- At 22 years and 263 days old, Fournette is the youngest player in NFL history with a rushing TD of at least 90 yards (10/8 at PIT)
- Joins New England's **Robert Edwards** (1998) as the only rookies in NFL history to score a TD in each of their team's first six games of the season.
- Rushed 130 times for 596 yards, including six rushing TDs, in his first six games, which marks the most rushing yards by a Jaguars rookie through six career games
- Became the fifth player in NFL history to rush for at least 550 yards and six rushing TDs through six career games.
- Joins **Fred Taylor** (1,644), **Maurice Jones-Drew** (1,377) and **T.J. Yeldon** (1,019) as the only Jaguars rookie RB to surpass 1,000 scrimmage yards

2017 (w/ JAX - 10/10)

- **9/10 at HOU:** Started at RB and made his NFL debut ... Rushed 26 times for 100 yards and one TD and tied for the team lead with three receptions for 24 yards ... Became the first player in Jaguars history to rush for at least 100 yards in his NFL debut and also became the eighth player in NFL history to register at least 100 rushing yards, one-plus rushing TD and three-plus receptions in their NFL debut
- **9/17 vs. TEN:** Rushed 14 times for 40 yards and one TD, while adding two receptions for 21 yards
- **9/24 vs. BAL:** Rushed 17 times for 59 yards and one TD and recorded three receptions for 21 yards
- **10/1 at NYJ:** Totaled 145 yards from scrimmage with a team-high 86 yards rushing on 24 carries and led the team with 59 yards receiving on four receptions, including his first career TD reception
- **10/8 at PIT:** Rushed 28 times for 181 yards and two TDs, including a long TD run of 90 yards, which is the longest regular-season rush in franchise history ... Also recorded one reception for three yards
- **10/15 vs LAR:** Rushed 21 times for 130 yards with one TD, including a long TD run of 75 yards ... Also recorded two receptions for eight yards
- **10/22 at IND:** Inactive (ankle)
- **11/5 vs. CIN:** Inactive
- **11/12 vs. LAC:** Rushed 17 times for 33 yards and caught two receptions for 13 yards
- **11/19 at CLE:** Rushed 28 times for 111 yards and caught two receptions for 7 yards ... Joins **Fred Taylor** as the only rookies in franchise history to rush for at least 100 yards in four or more games during their rookie season
- **11/26 at ARI:** Started at RB and rushed 12 times for 25 yards and caught three passes for 17 yards
- **12/3 vs. IND:** Rushed 20 times for 57 yards and one TD and also caught three passes for 22 yards

COLLEGE (at LSU, 2014-16)

- Set or tied 23 school records during his career (eight single-season, five single-game, seven bowl and three career)
- Finished career ranked fourth in LSU history with 3,830 rushing yards in only 32 games
- Ranks second in school history in all-purpose yards per game (155.7), third in overall TDs (42), fourth in rushing TDs (40) and all-purpose yards (4,981) and seventh in scoring (252)
- Holds LSU career records for yards per play (6.2), rushing yards per game (119.7), 200-yard rushing games (five) and consecutive 100-yard rushing games (nine)
- Cracked the 100-yard mark 19 of his 32 games played and went over 200 yards a school-record five times
- Fastest player in LSU history to reach 2,000 and 3,000 yards
- Only player in school history to rush for 1,000 yards in each of his first two seasons

2016 (Junior)

Limited for most of the season due to an ankle injury suffered in training camp ... Rushed for 100 or more yards in the first four games that he played ... Earned Sec-

ond-Team All-SEC honors from the league's coaches and the Associated Press

- **9/3 vs. Wisconsin:** Opened the season with 138 yards
- **9/17 vs. Mississippi State:** Tallied 147 rushing yards and two TDs
- **10/22 vs. Mississippi:** Set the single-season school record with 284 yards and three TDs on 16 carries ... His 17.8 yards per carry mark set a single-game school record
- **11/12 at Arkansas:** Posted three rushing TDs

2015 (Sophomore)

Consensus first-team All-American ... Led the SEC and nation in rushing with 162.8 yards per game ... Finished the season with 1,953 rushing yards and 22 TDs - both single-season school records ... Tied the school record with 10 games of at least 100 rushing yards and set LSU mark with four 200-yard games ... Became the fastest player in LSU history to reach 1,000 rushing yards in a season (five games), becoming only the 10th player in FBS history to achieve the feat in the fifth game of the season ... Tallied 834 rushing yards in the first four games, the most in LSU history and the most by an FBS player through four games since at least 2000 ... Led SEC and ranked among the top five in the nation in all-purpose yards (183.8 yards per game) and tied for first in the league in scoring with 11.5 points per contest

- **9/12 at Mississippi State:** Posted then-career highs with 28 carries, 159 rushing yards and three rushing TDs
- **9/19 vs. Auburn:** Rushed for 228 yards and tied a career high with three TDs on 19 carries
- **9/26 at Syracuse:** Set a career high with 244 rushing yards, the most by an LSU player on the road and third-most overall, and registered three TDs
- **10/3 vs. Eastern Michigan:** Tallied 233 rushing yards and three TDs, becoming the first player in SEC history to rush for 200-plus yards in three consecutive games
- **10/10 vs. South Carolina:** Posted 20 rushes for 158 yards (7.9 avg.), including an 87-yard TD
- **12/29 vs. Texas Tech:** Capped season with an NCAA bowl record-tying five TDs (four rushing, one receiving) to go along with 212 rushing yards

2014 (Freshman)

Set a school freshman rushing record with 1,034 yards ... Led the SEC in all-purpose yards per game (137.4) ... Ranked sixth in the SEC in rushing with 79.5 per game and was fourth in kickoff returns with a 26.0 average ... Posted five 100-yard rushing games ... In the six games he started, rushed for 100 yards or more four times and averaged 98.5 yards and one TD in each of those contests

- **10/11 at Florida:** Posted 140 rushing yards, the most by an LSU true freshman RB since 2003, and two TDs

HIGH SCHOOL

- A four-year starting running back at St. Augustine (La.)
- Listed as the No. 1 overall prospect by ESPN.com and Scout.com
- Named the USA Today National Offensive Player of the Year and a member of the All-USA First Team
- Selected to the Parade All-America first team
- Awarded the 2013 and 2014 Louisiana Gatorade Player of the Year awards, the first player in the state to win it twice
- Finished his high school career with 7,619 rushing yards and 88 rushing TDs

PERSONAL

- Parents are Leonard and Lory Fournette
- Brother, Lanard, is a member of the LSU football team
- Has a daughter, Lyric, and one son, Leonard IV


REGULAR SEASON CAREER STATISTICS												
YEAR	TEAM	RUSHING						RECEIVING				
		GP/GS	NO	YDS	AVG	LG	TD	NO	YDS	AVG	LG	TD
2017	JAX	10/10	207	822	4.0	90t	7	25	195	7.8	28	1
Career totals: 1 yr.		10/10	207	822	4.0	90t	7	25	195	7.8	28	1

2017 GAME-BY-GAME STATISTICS												
DATE	GAME	RUSHING						RECEIVING				
		NO	YDS	AVG	LG	TD	NO	YDS	AVG	LG	TD	
09/10	at Houston	26	100	3.8	17	1	3	24	8.0	12	0	
09/17	vs. Tennessee	14	40	2.9	7	1	2	21	10.5	11	0	
09/24	vs. Baltimore	17	59	3.5	15	1	3	21	7.0	10	0	
10/01	at New York Jets	24	86	3.6	11	0	4	59	14.8	28	1	
10/08	at Pittsburgh	28	181	6.5	90t	2	1	3	3.0	3	0	
10/15	vs. LA Rams	21	130	6.2	75t	1	2	8	4.0	6	0	
10/22	at Indianapolis	Inactive										
10/22	BYE WEEK											
11/05	vs. Cincinnati	Inactive										
11/12	vs. LA Chargers	17	33	1.9	8	0	2	13	6.5	8	0	
11/19	at Cleveland	28	111	4.0	29	0	2	7	3.5	9	0	
11/26	at Arizona	12	25	2.1	8	0	3	17	5.7	17	0	
12/03	vs. Indianapolis	20	57	2.9	24	1	3	22	7.3	11	0	
12/10	vs. Seattle											
12/17	vs. Houston											
12/24	at San Francisco											
12/31	at Tennessee											
2017 totals:		207	822	4.0	90t	7	25	195	7.8	28	1	

DANTE FOWLER JR.

56 DANTE FOWLER JR.

DEFENSIVE END
6-3 255 LBS
FLORIDA
BORN AUGUST 3, 1994
ST. PETERSBURG, FLORIDA
ACQ: 1ST ROUND OF 2015 DRAFT (3RD)
EXP: 3RD YEAR



TRANSACTIONS

Originally drafted by Jacksonville in the first round (third overall) of the 2015 draft ... Placed on injured reserve on 8/29/15

PRO (Games played/started - 28/1)

- First defensive player selected in the 2015 NFL Draft
- Second-highest defensive player drafted in Jaguars history (LB **Kevin Hardy** was selected 2nd overall in 1996)
- Joined RB **Fred Taylor** (9th, 1998), S **Reggie Nelson** (21st, 2007) and DE **Derrick Harvey** (8th, 2008) as the only players in franchise history to be drafted out of the University of Florida in the first round
- Joins Harvey as the only DEs selected in the first round in franchise history
- Ninth player selected by the Jaguars from the University of Florida, the most of any college/university in franchise history
- Became third Florida DE in last three years to be drafted in first round

2017 (w/ JAX - 12/0)

- **9/10 at HOU:** Saw action at DE and recorded three solo tackles, one tackle for a loss, one sack, one forced fumble and returned one fumble 53 yards for a score
- **9/17 vs. TEN:** Saw action at DE
- **9/24 vs. BAL:** Recorded two solo tackles, one sack and one tackle for a loss
- **10/1 at NYJ:** Recorded three solo tackles, one sack, one tackle for a loss and one forced fumble
- **10/8 at PIT:** Recorded one solo tackle, one sack and one tackle for a loss
- **10/15 vs LAR:** Saw action at DE
- **10/22 at IND:** Recorded four tackles (three solo), 1.5 sacks and one tackle for a loss
- **11/5 vs. CIN:** Saw action at DE and helped limit CIN to 29 yards rushing
- **11/12 vs. LAC:** Saw action at DE
- **11/19 at CLE:** Recorded one solo tackle, one sack, one tackle for a loss and one fumble recovery
- **11/26 at ARI:** Recorded two solo tackles
- **12/3 vs. IND:** Saw action at DE

2016 (w/ JAX - 16/1)

Made his NFL debut in the team's season opener

- **9/11 vs. G.B.:** Started at LEO and made three tackles (two solo) and one tackle for loss
- **9/18 at S.D.:** Recorded a career-high six tackles (five solo), including 2.0 sacks
- **9/25 vs. BAL:** Saw action at LEO and made one solo tackle and recorded his first career pass defended
- **10/2 vs. IND:** Saw action at LEO and made two solo tackles ... Posted two QB hurries, one of which resulted in **Yannick Ngakoue's** first-quarter INT after he tipped QB **Andrew Luck's** attempt
- **10/16 at CHI:** Saw action at LEO and made one solo tackle
- **10/23 vs. OAK:** Tallied two solo tackles at LEO
- **10/27 at TEN:** Saw action at LEO and totaled two tackles
- **11/6 at K.C.:** Saw action at LEO, making four tackles (one solo) and was credited with 0.5 sack
- **11/13 vs. HOU:** Saw action at LEO and made one solo tackle
- **11/20 at DET:** Saw action at LEO and made one solo tackle for loss
- **11/27 at BUF:** Saw action at LEO and made one tackle
- **12/4 vs. DEN:** Saw action at LEO and made four solo tackles, including one tackle for loss
- **12/11 vs. MIN:** Saw action at LEO and made one solo tackle
- **12/18 at HOU:** Saw action at LEO before exiting the game with a hip pointer
- **12/24 vs. TEN:** Tallied two solo tackles, along with 1.0 sack, two passes defended and three QB hits
- **1/1 at IND:** Saw action at LEO and assisted on one tackle, recorded 0.5 sack, one pass defended and two QB hits

2015 (w/ JAX - IR)

- Suffered a torn ACL on May 18, 2015 in Jaguars rookie mini-camp and was placed on IR on August 29, 2015

COLLEGE (at Florida, 2012-14)

- Declared for the NFL Draft following his junior season
- Played in 37 games with 25 starts
- Career totals included 140 tackles (73 solo), 34 tackles for loss, 14.5 sacks, five forced fumbles, two fumble recoveries and two passes defended

- Started the final 24 games of his career
- Served as a team captain his junior season and two games as a sophomore

PERSONAL

- Attended Lakewood Senior (St. Petersburg, Fla.) High School, where he played for Head Coach Cory Moore
- A five-star prospect ranked as the No. 3 weakside defensive side and No. 28 recruit overall by Rivals.com
- Ranked in the Rivals100 national list (No. 28), as well as the ESPN 150 national list (No. 71)
- Named an Honorable Mention All-American by Sports Illustrated
- Also competed as a shot putter, recording a top-throw of 14.32 meters
- Son of Lanora and Dante Fowler Sr.
- Has one son, Dante Fowler III, who is three years old
- Has two younger brothers, Donterio and Cam'Ron
- Twitter handle is @DanteFowler

REGULAR SEASON CAREER STATISTICS

YEAR	TEAM	GP/GS	TKL	SOLO	ASST	ST	SACKS	FF	FR	PD	TFL
2015	JAX					IR					
2016	JAX	16/1	32	23	9	0	4.0	0	0	5	6
2017	JAX	12/0	16	15	1	0	6.5	2	2	0	6
NFL totals: 3 yrs.		28/1	48	38	10	0	10.5	2	2	5	12

CAREER HIGHS

	GAME	SEASON
Tackles:	6 (9/18/16 at SD)	32 (2016)
Sacks:	2.0 (9/18/16 at SD)	6.5 (2017)
Forced fumbles:	1 (twice; last: 10/1/17 at NYJ)	2 (2017)
Fumble recoveries:	1 (twice; last: 11/19/17 at CLE)	2 (2017)

2017 GAME-BY-GAME STATISTICS

DATE	OPP	TKL	SOLO	ASST	ST	SACKS	FF	FR	PD	TFL	
09/10	at Houston	3	3	0	0	1.0	1	1	0	1	
09/17	vs. Tennessee	0	0	0	0	0.0	0	0	0	0	
09/24	vs. Baltimore	2	2	0	0	1.0	0	0	0	1	
10/01	at New York Jets	3	3	0	0	1.0	1	0	0	1	
10/08	at Pittsburgh	1	1	0	0	1.0	0	0	0	1	
10/15	vs. LA Rams	0	0	0	0	0.0	0	0	0	0	
10/22	at Indianapolis	4	3	1	0	1.5	0	0	0	1	
BYE WEEK											
11/05	vs. Cincinnati	0	0	0	0	0.0	0	0	0	0	
11/12	vs. LA Chargers	0	0	0	0	0.0	0	0	0	0	
11/19	at Cleveland	1	1	0	0	1.0	0	1	0	1	
11/26	at Arizona	2	2	0	0	0.0	0	0	0	0	
12/03	vs. Indianapolis	0	0	0	0	0.0	0	0	0	0	
12/10	vs. Seattle										
12/17	vs. Houston										
12/24	at San Francisco										
12/31	at Tennessee										
2017 totals:		16	15	1	0	6.5	2	2	0	6	

2016 GAME-BY-GAME STATISTICS

DATE	OPP	TKL	SOLO	ASST	ST	SACKS	FF	FR	PD	TFL	
09/11	vs. Green Bay	3	2	1	0	0.0	0	0	0	1	
09/18	at San Diego	6	5	1	0	2.0	0	0	0	2	
09/25	vs. Baltimore	1	1	0	0	0.0	0	0	1	0	
10/02	vs. Indianapolis	2	2	0	0	0.0	0	0	1	0	
BYE WEEK											
10/16	at Chicago	1	1	0	0	0.0	0	0	0	0	
10/23	vs. Oakland	2	2	0	0	0.0	0	0	0	0	
10/27	at Tennessee	2	0	2	0	0.0	0	0	0	0	
11/06	at Kansas City	4	1	3	0	0.5	0	0	0	0	
11/13	vs. Houston	1	1	0	0	0.0	0	0	0	0	
11/20	at Detroit	1	1	0	0	0.0	0	0	0	1	
11/27	at Buffalo	1	0	1	0	0.0	0	0	0	0	
12/04	vs. Denver	4	4	0	0	0.0	0	0	0	1	
12/11	vs. Minnesota	1	1	0	0	0.0	0	0	0	0	
12/18	at Houston	0	0	0	0	0.0	0	0	0	0	
12/24	vs. Tennessee	2	2	0	0	1.0	0	0	2	1	
01/01	at Indianapolis	1	0	1	0	0.5	0	0	1	0	
2016 totals:		32	23	9	0	4.0	0	0	5	6	

TASHAUN GIPSON

39

TASHAUN GIPSON



DEFENSIVE BACK

5-11 212 LBS.


WYOMING

BORN AUGUST 7, 1990

DALLAS, TEXAS

ACQ: UFA (CLEVELAND) 2016

EXP: 6TH YEAR



TRANSACTIONS

Originally signed by Cleveland as an undrafted free agent on 5/9/12 ... Signed by Jacksonville as an unrestricted free agent on 3/10/16

PRO (Games played/started - 78/70)

- Earned first career Pro Bowl selection in 2014 after finishing second in NFL with six interceptions
- One of 10 players to register 15 or more INTs since 2012, joining CB **Richard Sherman**, DB **Glover Quin**, CB **Patrick Peterson**, S **Reggie Nelson**, CB **Aqib Talib**, CB **Brent Grimes**, CB **Earl Thomas**, CB **Casey Hayward** and CB **Trumaine Johnson**
- Ranks tied for third in the NFL among safeties with 19 interceptions

2017 (w/ JAX - 12/12)

- **9/10 at HOU:** Started at FS and finished tied for second on the team with six tackles (four solo), two passes defended and one interception, which he returned 67 yards
- **9/17 vs. TEN:** Started at FS and recorded two tackles (one solo)
- **9/24 vs. BAL:** Started at FS and recorded three solo tackles
- **10/1 at NYJ:** Started at FS and recorded seven solo tackles and one pass defended
- **10/8 at PIT:** Started at FS and recorded six tackles (five solo), two passes defended and two INTs, which ties a career high
- **10/15 vs. LAR:** Started at FS and recorded three tackles (two solo) and one tackle for a loss
- **10/22 at IND:** Started at FS and recorded four tackles (three solo)
- **11/5 vs. CIN:** Started at FS and recorded three solo tackles
- **11/12 vs. LAC:** Started at FS and recorded five solo tackles and one fumble recovery, which was the first fumble recovery of his career
- **11/19 at CLE:** Started at FS and recorded four tackles (three solo) and one tackle for a loss
- **11/26 at ARI:** Started at FS and recorded two solo tackles and one pass defended
- **12/3 vs. IND:** Started at FS and recorded four tackles (two solo), one INT and one pass defended

2016 (w/ JAX - 16/16)

- Made his Jaguars debut during the team's season opener
- **9/11 vs. G.B.:** Started at FS and made three solo tackles
 - **9/18 at S.D.:** Started at FS and made three solo tackles
 - **9/25 vs. BAL:** Registered his first INT with the Jaguars during the fourth quarter ... Also recorded three solo tackles
 - **10/2 vs. IND:** Started at FS and made one solo tackle
 - **10/16 at CHI:** Started at FS and made three solo tackles
 - **10/23 vs. OAK:** Started at FS and made two solo tackles
 - **10/27 at TEN:** Started at FS and made three tackles (two solo)
 - **11/6 at K.C.:** Started at FS
 - **11/13 vs. HOU:** Started at FS and tallied two solo tackles
 - **11/20 at DET:** Started at FS and made one solo tackle
 - **11/27 at BUF:** Started at FS and made two solo tackles
 - **12/4 vs. DEN:** Started at FS and made two tackles (one solo)
 - **12/11 vs. MIN:** Started at FS and made a season-high four solo tackles
 - **12/18 at HOU:** Started at FS and made four tackles (three solo)
 - **12/24 vs. TEN:** Started at FS and made two solo tackles and one pass defended
 - **1/1 at IND:** Started at FS and recorded a season-high six tackles (two solo)

2015 (w/ CLE - 13/13, 0/0)

Started 13 games, marking the third consecutive season in which he made 10-plus starts for the Browns ... Finished with 60 tackles (42 solo), two interceptions and two passes defended ... Tackle total was his highest since registering 105 stops in 2013 ... Has recorded an interception in all four NFL seasons, including two-plus interceptions in three straight years

- **9/13 at NYJ:** Totaled five tackles (three solo) and his first interception of the season, which came against Jets QB **Ryan Fitzpatrick** in the second quarter
- **9/20 vs. TEN:** Had eight tackles (five solo), his second-highest total in 2015
- **11/1 vs. ARI:** Produced one solo (tackle) and intercepted Cardinals QB **Carson Palmer** in the third quarter
- **12/20 at SEA:** Tallied a season-high nine tackles (five solo)

2014 (w/ CLE - 11/11, 0/0)

Selected to first Pro Bowl ... Started all 11 games at free safety and added 52 tackles, eight passes defended, six interceptions, one forced fumble and one interception-return TD ... Finished second in the NFL with career-high six interceptions, despite missing final five games ... Interception total led the team and were the most by a Browns player since 2010 ... Became the first player to lead the Browns in interceptions in consecutive years since **Earl Little** from 2002-03 ... Helped Cleveland finish first in the NFL in opponent passer rating (74.1) and passes defended (99)

- **9/14 vs. N.O.:** During 26-24 victory, registered eight tackles and one interception, returning it for a career-long 62-yard TD
- **10/19 at JAX:** Earned second career multiple-interception game, picking off Jaguars QB **Blake Bortles** twice
- **10/26 vs. OAK:** After Raiders shifted out of initial FG formation picked off Raiders QB **Matt Schaub** and returned it 35 yards
- **11/2 vs. T.B.:** Picked off Buccaneers QB **Mike Glennon** in end zone to thwart Tampa Bay scoring threat
- **11/6 at CIN:** In 24-3 primetime win, recorded three tackles, one pass defended and one forced fumble ... Member of Browns defense that limited Bengals to 79 net passing yards, second fewest by an NFL team in 2014
- **11/23 at ATL:** Sustained knee injury in fourth quarter and was placed on injured reserve on 12/20

2013 (w/ CLE - 16/15, 0/0)

Started 15 of 16 games at free safety ... Totaled 105 tackles, five interceptions, his first career interception-return TD and 14 passes defended

- **9/8 vs. MIA:** Intercepted Dolphins QB **Ryan Tannehill** and returned it 29 yards
- **10/13 vs. DET:** Intercepted Lions QB **Matthew Stafford** in end zone, returning it 35 yards ... Added eight tackles
- **10/20 at G.B.:** Amassed a career-high 11 tackles and added one pass defended
- **12/15 vs. CHI:** Registered first multiple-interception game (two) and first interception-return TD ... In second quarter, grabbed his second interception of the game, returning it 44 yards

2012 (w/ CLE - 10/3, 0/0)

Appeared in 10 contests, with three starts ... Registered 29 tackles, one interception and one pass defended ... Also accounted for four stops on special teams

- **12/9 vs. K.C.:** Recorded his first career interception

COLLEGE (at Wyoming, 2008-11)

- Four-year starter at the University of Wyoming and started all 50 career games
- Notched nine career interceptions, which ranked tied for fourth in school history
- As a senior, recorded 95 tackles and three interceptions
- Played 38 games at Wyoming in the same defensive backfield as his brother, Marcell, one of the primary reasons he chose to attend the school
- Graduated with a degree in communications after finishing his course work during the offseason in 2015

PERSONAL

- First name is pronounced tuh-SHAWN
- Has a son, Tashaun Jr., and daughter, Nala
- His father and all three brothers played Division I football, including his brother, Marcell, who was originally signed by the Minnesota Vikings as an undrafted free agent in 2011 ... His father played football at Arizona State
- One of six children
- Attended Kimball High School in Dallas, Texas
- Received all-state honorable mention laurels ... Named the 4A District 14 Dallas City League MVP and earned first-team all-district honors both as a cornerback and as a returner during his senior season
- Also lettered in basketball and track
- Aspires to start an Alzheimer's awareness charity, as the disease has affected his family ... Works to help youth and provide them gifts during the holiday season
- Twitter handle is @Gipson_duos24



REGULAR SEASON CAREER STATISTICS

YEAR	TEAM	GP/GS	TKL	SOLO	ASST	INT	SACKS	FF	FR	PD
2012	CLE	10/3	29	23	6	1	0.0	0	0	1
2013	CLE	16/15	105	82	23	5	0.0	0	0	14
2014	CLE	11/11	52	28	24	6	0.0	1	0	8
2015	CLE	13/13	60	42	18	2	0.0	0	0	2
2016	JAX	16/16	41	34	7	1	0.0	0	0	2
2017	JAX	12/12	49	40	9	4	0.0	0	1	7
NFL totals: 6 yrs.		78/70	332	246	86	19	0.0	1	1	34



CAREER HIGHS

	GAME	SEASON
Tackles:	11 (10/20/13 at G.B.)	95 (2013)
Interceptions:	2 (three times, last: 10/8/17 at PIT)	6 (2014)
Forced fumbles:	1 (11/6/14 at CIN)	1 (2014)
Passes defended:	4 (9/29/13 vs. CIN)	11 (2013)
Fumble recoveries:	1 (11/12/17 vs. LAC)	1 (2017)

TASHAUN GIPSON



2017 GAME-BY-GAME STATISTICS

DATE	OPP.	TKL	SOLO	ASST	INT	SACKS	FF	FR	PD
09/10	at Houston	6	4	2	1	0.0	0	0	2
09/17	vs. Tennessee	2	1	1	0	0.0	0	0	0
09/24	vs. Baltimore	3	3	0	0	0.0	0	0	0
10/01	at New York Jets	7	7	0	0	0.0	0	0	1
10/08	at Pittsburgh	6	5	1	2	0.0	0	0	2
10/15	vs. LA Rams	3	2	1	0	0.0	0	0	0
10/22	at Indianapolis	4	3	1	0	0.0	0	0	0
BYE WEEK									
11/05	vs. Cincinnati	3	3	0	0	0.0	0	0	0
11/12	vs. LA Chargers	5	5	0	0	0.0	0	1	0
11/19	at Cleveland	4	3	1	0	0.0	0	0	0
11/26	at Arizona	2	2	0	0	0.0	0	0	1
12/03	vs. Indianapolis	4	2	2	1	0.0	0	0	1
12/10	vs. Seattle								
12/17	vs. Houston								
12/24	at San Francisco								
12/31	at Tennessee								
2017 totals:		49	40	9	4	0.0	0	1	7



2016 GAME-BY-GAME STATISTICS

DATE	OPP.	TKL	SOLO	ASST	INT	SACKS	FF	FR	PD
09/11	vs. Green Bay	3	3	0	0	0.0	0	0	0
09/18	at San Diego	3	3	0	0	0.0	0	0	0
09/25	vs. Baltimore	3	3	0	1	0.0	0	0	1
10/02	vs. Indianapolis	1	1	0	0	0.0	0	0	0
BYE WEEK									
10/16	at Chicago	3	3	0	0	0.0	0	0	0
10/23	vs. Oakland	2	2	0	0	0.0	0	0	0
10/27	at Tennessee	3	2	1	0	0.0	0	0	0
11/06	at Kansas City	0	0	0	0	0.0	0	0	0
11/13	vs. Houston	2	2	0	0	0.0	0	0	0
11/20	at Detroit	1	1	0	0	0.0	0	0	0
11/27	at Buffalo	2	2	0	0	0.0	0	0	0
12/04	vs. Denver	2	1	1	0	0.0	0	0	0
12/11	vs. Minnesota	4	4	0	0	0.0	0	0	0
12/18	at Houston	4	3	1	0	0.0	0	0	0
12/24	vs. Tennessee	2	2	0	0	0.0	0	0	1
01/01	at Indianapolis	6	2	4	0	0.0	0	0	0
2016 totals:		41	34	7	1	0.0	0	0	2



2015 GAME-BY-GAME STATISTICS

DATE	OPP.	TKL	SOLO	ASST	INT	SACKS	FF	FR	PD
09/13	at N.Y. Jets	5	2	3	1	0.0	0	0	1
09/20	vs. Tennessee	8	5	3	0	0.0	0	0	0
09/27	vs. Oakland	6	3	3	0	0.0	0	0	0
10/04	at San Diego	4	3	1	0	0.0	0	0	0
10/11	at Baltimore					ina			
10/18	vs. Denver					ina			
10/25	at St. Louis					ina			
11/01	vs. Arizona	1	1	0	1	0.0	0	0	1
11/05	at Cincinnati	4	3	1	0	0.0	0	0	0
11/15	at Pittsburgh	4	3	1	0	0.0	0	0	0
BYE WEEK									
11/30	vs. Baltimore	6	6	0	0	0.0	0	0	0
12/06	vs. Cincinnati	6	4	2	0	0.0	0	0	0
12/13	vs. San Francisco	1	1	0	0	0.0	0	0	0
12/20	at Seattle	9	5	4	0	0.0	0	0	0
12/27	at Kansas City	3	3	0	0	0.0	0	0	0
01/03	vs. Pittsburgh	3	3	0	0	0.0	0	0	0
2015 totals:		60	42	18	2	0.0	0	2	2



2014 GAME-BY-GAME STATISTICS

DATE	OPP.	TKL	SOLO	ASST	INT	SACKS	FF	FR	PD
09/07	at Pittsburgh	2	2	0	0	0.0	0	0	0
09/14	vs. New Orleans	8	3	5	1	0.0	0	0	1
09/21	vs. Baltimore	5	3	2	1	0.0	0	0	1
BYE WEEK									
10/05	at Tennessee	4	3	1	0	0.0	0	0	1
10/12	vs. Pittsburgh	9	4	5	0	0.0	0	0	0
10/19	at Jacksonville	4	3	1	2	0.0	0	0	2
10/26	vs. Oakland	2	2	0	1	0.0	0	0	1
11/02	vs. Tampa Bay	5	3	2	1	0.0	0	0	1
11/06	at Cincinnati	3	1	2	0	0.0	0	0	1
11/16	vs. Houston	7	2	5	0	0.0	0	0	0
11/23	at Atlanta	3	2	1	0	0.0	0	0	0
11/30	at Buffalo					ina			
12/07	vs. Indianapolis					ina			
12/14	vs. Cincinnati					ina			
12/21	at Carolina					IR			
12/28	at Baltimore					IR			
2014 totals:		52	28	25	6	0.0	1	0	8



2013 GAME-BY-GAME STATISTICS

DATE	OPP.	TKL	SOLO	ASST	INT	SACKS	FF	FR	PD
09/08	vs. Miami	5	3	2	1	0.0	0	0	1
09/15	at Baltimore	8	6	2	0	0.0	0	0	0
09/22	at Minnesota	6	4	2	0	0.0	0	0	2
09/29	vs. Cincinnati	7	5	2	0	0.0	0	0	4
10/03	vs. Buffalo	6	6	0	0	0.0	0	0	1
10/13	vs. Detroit	8	7	1	1	0.0	0	0	1
10/20	at Green Bay	11	8	3	0	0.0	0	0	1
10/27	at Kansas City	10	9	1	0	0.0	0	0	0
11/03	vs. Baltimore	1	1	0	0	0.0	0	0	1
11/17	at Cincinnati	5	5	0	0	0.0	0	0	0
11/24	vs. Pittsburgh	4	3	1	0	0.0	0	0	0
12/01	vs. Jacksonville	6	4	2	0	0.0	0	0	0
12/08	at New England	7	4	3	0	0.0	0	0	0
12/15	vs. Chicago	8	8	0	2	0.0	0	0	2
12/22	at N.Y. Jets	7	6	1	0	0.0	0	0	0
12/29	at Pittsburgh	6	3	3	1	0.0	0	0	1
2013 totals:		105	82	23	5	0.0	0	0	14



2012 GAME-BY-GAME STATISTICS

DATE	OPP.	TKL	SOLO	ASST	INT	SACKS	FF	FR	PD
09/09	vs. Philadelphia	0	0	0	0	0.0	0	0	0
09/16	at Cincinnati	0	0	0	0	0.0	0	0	0
09/23	vs. Buffalo	4	3	1	0	0.0	0	0	0
09/27	at Baltimore	2	1	1	0	0.0	0	0	0
10/07	at N.Y. Giants					ina			
10/14	vs. Cincinnati					ina			
10/21	at Indianapolis					ina			
10/28	vs. San Diego					ina			
11/04	vs. Baltimore					ina			
BYE WEEK									
11/18	at Dallas	2	1	1	0	0.0	0	0	0
11/25	vs. Pittsburgh	2	2	0	0	0.0	0	0	0
12/02	at Oakland	8	7	1	0	0.0	0	0	0
12/09	vs. Kansas City	2	1	1	1	0.0	0	0	1
12/16	vs. Washington	3	3	0	0	0.0	0	0	0
12/23	at Denver					ina			
12/30	at Pittsburgh	6	5	1	0	0.0	0	0	0
2012 totals:		29	23	6	1	0.0	0	0	1

COREY GRANT

30

COREY GRANT

RUNNING BACK

5-11 203 LBS.

AUBURN

BORN DECEMBER 19, 1991

OPELIKA, ALABAMA

ACQ: FREE AGENT 2015

EXP: 3RD YEAR



TRANSACTIONS

Originally signed by Jacksonville as an undrafted rookie free agent on 5/8/15 ... Placed on injured reserve on 10/20/15

PRO (Games played/started - 29/1)

- Third-year RB and kick returner

2017 (w/ JAX - 12/0)

- **9/10 at HOU:** Saw action on special teams
- **9/17 vs. TEN:** Rushed one time for 13 yards and returned three kickoffs for 74 yards (24.7 avg.)
- **9/24 vs. BAL:** Rushed six times for a team-high 75 yards, including a 58-yard fake punt and also registered one reception for 18 yards
- **10/1 at NYJ:** Rushed twice for nine yards and had one reception for negative five yards and returned one kickoff for 20 yards
- **10/8 at PIT:** Saw action at RB and on special teams and recorded one solo special teams tackle
- **10/15 vs LAR:** Saw action at RB and on special teams
- **10/22 at IND:** Rushed six times for eight yards and caught one pass for 28 yards
- **11/5 vs. CIN:** Rushed four times for 18 yards and returned one kickoff for 18 yards
- **11/12 vs. LAC:** Rushed once on a fake punt that he took 56 yards for a TD and returned two kickoffs for 51 yards
- **11/19 at CLE:** Saw action as the team's kickoff returner
- **11/26 at ARI:** Returned one kickoff for career-long 68 yards, which set up the then game-tying TD
- **12/3 vs. IND:** Returned two kickoffs for 46 yards, with a long return of 31 yards

2016 (w/ JAX - 11/1)

- **9/11 vs. G.B.:** Posted two kick returns for 51 yards (25.5 avg.), including a long of 32
- **9/18 at S.D.:** Posted his first career touchdown, a 15-yard reception in the fourth quarter ... Returned three kicks for 67 yards (22.3 avg.)
- **9/25 vs. BAL:** Returned three kicks for 58 yards (19.3 avg.)
- **10/2 vs. IND:** Posted four kick returns for 80 yards (20.0 avg.), including a long of 28
- **10/16 at CHI:** Inactive (toe)
- **10/23 vs. OAK:** Inactive (toe)
- **10/27 at TEN:** Inactive (toe)
- **11/6 at K.C.:** Inactive
- **11/13 vs. HOU:** Inactive
- **11/20 at DET:** Saw action on special teams
- **11/27 at BUF:** Saw action on special teams, returning one kick for 12 yards
- **12/4 vs. DEN:** Rushed once for two yards and saw action on special teams
- **12/11 vs. MIN:** Rushed four times for 13 yards (3.3 avg.)
- **12/18 at HOU:** Saw action primarily on special teams and made a team-high three special teams tackles
- **12/24 vs. TEN:** Saw action after RBs **T.J. Yeldon** and **Chris Ivory** exited the game with injuries ... Tallied nine rushes for 27 yards (3.0 rush avg.) ... Added one reception for five yards
- **1/1 at IND:** Started at RB and ran for a career-best 122 yards on 18 carries, including a career-long touchdown run of 57 yards ... Also added two receptions for 15 yards

2015 (w/ JAX - 6/0)

Undrafted RB who had six carries for two yards and two receptions for 13 yards during his rookie campaign ... Returned eight kicks for 220 yards (27.5 avg.) ... Season cut short due to a hip injury that placed him on IR

- **9/13 vs. CAR:** Recorded one kickoff return for 40 yards in NFL debut ... Also had one reception for five yards
- **9/20 vs. MIA:** Had two kickoff returns for 46 yards (23.0 avg.)
- **9/27 at N.E.:** Rushed twice for six yards (3.0 avg.) and returned two kicks for 41 yards (20.5 avg.), with a long of 24
- **10/11 at T.B.:** Returned three kicks for 93 yards (31.0 avg.), and long of 42

COLLEGE (at Alabama, 2010; at Auburn, 2011-14)

- Finished his career with 1,040 rushing yards, becoming the 41st 1,000-yard career rusher in school history

- Scored 11 career TDs
- Ranks seventh in school history with a 24.48-yard kick return avg.
- After transferring to Auburn, sat out the 2011 season to satisfy NCAA rules
- Redshirted as a freshman at Alabama before deciding to transfer to Auburn
- Majored in physical activity and health education with a minor in sports coaching

PERSONAL

- Attended Opelika High School in Opelika, Ala. where he played for Head Coach Brian Blackmon
- Rated a four-star prospect by Rivals.com and Scout.com
- Also starred on the school's track team and was a two-time Alabama 6A State 100-meter champion and winner of the 2009 200-meter championship



REGULAR SEASON CAREER STATISTICS

YEAR	TEAM	GP/GS	RUSHING					RECEIVING				
			NO	YDS	AVG	LG	TD	NO	YDS	AVG	LG	TD
2015	JAX	6/0	6	2	0.3	11	0	2	13	6.5	8	0
2016	JAX	11/1	32	164	5.1	57t	1	4	35	8.8	15t	1
2017	JAX	12/0	20	179	9.0	58	1	3	41	13.7	28	0
Career totals: 3 yrs.		28/1	58	345	5.9	58	1	9	89	9.9	28	1

YEAR	TEAM	NO.	YDS	AVG.	KICK RETURNS	
					LG	TD
2015	JAX	8	220	27.5	42	0
2016	JAX	13	268	20.7	32	0
2017	JAX	10	288	28.8	68	0
Career totals: 3 yrs.		31	776	25.0	68	0



CAREER HIGHS

	GAME	SEASON
Rushes:	18 (1/1/17 at IND)	32 (2016)
Rushing yards:	122 (1/1/17 at IND)	164 (2016)
Longest rush:	58 (9/24/17 vs. BAL)	58 (2017)
Rushing TDs	1 (twice, last: (11/12/17 vs. LAC)	1 (2016 & 2017)
Receptions:	2 (1/1/17 at IND)	4 (2016)
Receiving yards:	15 (two times, last: 1/1/17 at IND)	35 (2016)
Receiving TDs:	1 (9/18/16 at S.D.)	1 (2016)
Longest reception:	15 (9/18/16 at S.D.)	15 (2016)
Kickoff returns:	3 (10/11/15 at T.B.)	13 (2016)
Kickoff return yds.:	93 (10/11/15 at T.B.)	268 (2016)
Longest kick return:	68 (11/26/17 at ARI)	68 (2017)

COREY GRANT



2017 GAME-BY-GAME STATISTICS

DATE	GAME	RUSHING					RECEIVING				
		NO	YDS	AVG	LG	TD	NO	YDS	AVG	LG	TD
09/10	at Houston	0	0	0.0	-	0	0	0.0	-	0	
09/17	vs. Tennessee	1	13	13.0	13	0	0	0.0	-	0	
09/24	vs. Baltimore	6	75	12.5	58	0	1	18	18.0	18	
10/01	at New York Jets	2	9	4.5	5	0	1	-5	-5.0	-5	
10/08	at Pittsburgh	0	0	0.0	-	0	0	0.0	-	0	
10/15	vs. LA Rams	0	0	0.0	-	0	0	0.0	-	0	
10/22	at Indianapolis	6	8	1.3	7	0	1	28	28.0	28	
BYE WEEK											
11/05	vs. Cincinnati	4	18	4.5	11	0	0	0	0.0	-	
11/12	vs. LA Chargers	1	56	56.0	56t	1	0	0	0.0	-	
11/19	at Cleveland	0	0	0.0	-	0	0	0.0	-	0	
11/26	at Arizona	0	0	0.0	-	0	0	0.0	-	0	
12/03	vs. Indianapolis	0	0	0.0	-	0	0	0.0	-	0	
12/10	vs. Seattle										
12/17	vs. Houston										
12/24	at San Francisco										
12/31	at Tennessee										
2017 totals:		20	179	9.0	58	1	3	41	13.7	28	0

DATE	GAME	KICK RETURNS				
		NO.	YDS	AVG.	LG	TD
09/10	at Houston	0	0	0.0	-	0
09/17	vs. Tennessee	3	74	24.7	28	0
09/24	vs. Baltimore	1	20	20.0	20	0
10/01	at New York Jets	0	0	0.0	-	0
10/08	at Pittsburgh	0	0	0.0	-	0
10/15	vs. LA Rams	0	0	0.0	-	0
10/22	at Indianapolis	0	0	0.0	-	0
BYE WEEK						
11/05	vs. Cincinnati	1	29	29.0	29	0
11/12	vs. LA Chargers	2	51	25.5	28	0
11/19	at Cleveland	0	0	0.0	-	0
11/26	at Arizona	1	68	68.0	68	0
12/03	vs. Indianapolis	2	46	23.0	31	0
12/10	vs. Seattle					
12/17	vs. Houston					
12/24	at San Francisco					
12/31	at Tennessee					
2017 totals:		10	288	28.8	68	0

Additional Statistics: two special teams tackles



2016 GAME-BY-GAME STATISTICS

DATE	GAME	RUSHING					RECEIVING				
		NO	YDS	AVG	LG	TD	NO	YDS	AVG	LG	TD
09/11	vs. Green Bay	0	0	0.0	0	0	0	0	0.0	-	0
09/18	at San Diego	0	0	0.0	0	0	1	15	15.0	15t	1
09/25	vs. Baltimore	0	0	0.0	0	0	0	0	0.0	-	0
10/02	vs. Indianapolis	0	0	0.0	0	0	0	0	0.0	-	0
BYE WEEK											
10/16	at Chicago									ina	
10/23	vs. Oakland									ina	
10/27	at Tennessee									ina	
11/06	at Kansas City									ina	
11/13	vs. Houston									ina	
11/20	at Detroit	0	0	0.0	0	0	0	0	0.0	-	0
11/27	at Buffalo	0	0	0.0	0	0	0	0	0.0	-	0
12/04	vs. Denver	1	2	2.0	2	0	0	0	0.0	-	0
12/11	vs. Minnesota	4	13	3.3	9	0	0	0	0.0	-	0
12/18	at Houston	0	0	0	0	0	0	0	0.0	-	0
12/24	vs. Tennessee	9	27	3.0	8	0	1	5	5.0	5	0
01/01	at Indianapolis	18	122	6.8	57t	1	2	15	7.5	13	0
2016 totals:		32	164	5.1	57t	1	4	35	8.8	15t	1

DATE	GAME	KICK RETURNS				
		NO.	YDS	AVG.	LG	TD
09/11	vs. Green Bay	2	51	25.5	32	0
09/18	at San Diego	3	67	22.3	24	0
09/25	vs. Baltimore	3	58	19.3	25	0
10/02	vs. Indianapolis	4	80	20.0	28	0
BYE WEEK						
10/16	at Chicago					ina
10/23	vs. Oakland					ina
10/27	at Tennessee					ina
11/06	at Kansas City					ina
11/13	vs. Houston					ina
11/20	at Detroit	0	0	0.0	-	0
11/27	at Buffalo	1	12	13.0	13	0
12/04	vs. Denver	0	0	0.0	-	0
12/11	vs. Minnesota	0	0	0.0	-	0
12/18	at Houston	0	0	0.0	-	0
12/24	vs. Tennessee	0	0	0.0	-	0
01/01	at Indianapolis	0	0	0.0	-	0
2016 totals:		13	268	20.7	32	0

COREY GRANT



2015 GAME-BY-GAME STATISTICS

DATE	GAME	RUSHING					RECEIVING				
		NO	YDS	AVG	LG	TD	NO	YDS	AVG	LG	TD
09/13	vs. Carolina	0	0	0.0	-	0	1	5	5.0	5	0
09/20	vs. Miami	1	1	1.0	1	0	0	0	0.0	-	0
09/27	at New England	2	6	3.0	4	0	1	8	8.0	8	0
10/04	at Indianapolis	0	0	0.0	-	0	0	0	0.0	-	0
10/11	at Tampa Bay	2	-6	-3.0	11	0	0	0	0.0	-	0
10/18	vs. Houston	1	1	1.0	1	0	0	0	0.0	-	0
10/25	vs. Buffalo					IR					
	BYE WEEK										
11/08	at N.Y. Jets					IR					
11/15	at Baltimore					IR					
11/19	vs. Tennessee					IR					
11/29	vs. San Diego					IR					
12/06	at Tennessee					IR					
12/13	vs. Indianapolis					IR					
12/20	vs. Atlanta					IR					
12/27	at New Orleans					IR					
01/03	at Houston					IR					
2015 totals:		6	2	0.3	11	0	2	13	6.5	8	0

DATE	GAME	NO.	YDS	KICK RETURNS		
				AVG.	LG	TD
09/13	vs. Carolina	1	40	40.0	40	0
09/20	vs. Miami	2	46	23.0	24	0
09/27	at New England	2	41	20.5	24	0
10/04	at Indianapolis	0	0	0.0	-	0
10/11	at Tampa Bay	3	93	31.0	42	0
10/18	vs. Houston	0	0	0.0	-	0
10/25	vs. Buffalo					IR
	BYE WEEK					
11/08	at N.Y. Jets					IR
11/15	at Baltimore					IR
11/19	vs. Tennessee					IR
11/29	vs. San Diego					IR
12/06	at Tennessee					IR
12/13	vs. Indianapolis					IR
12/20	vs. Atlanta					IR
12/27	at New Orleans					IR
01/03	at Houston					IR
2015 totals:		8	220	27.5	42	0

CHAD HENNE

7

CHAD HENNE

QUARTERBACK

6-3 222 LBS.


MICHIGAN

BORN JULY 2, 1985

WYOMISSING, PENNSYLVANIA

ACQ: UNRESTRICTED FREE AGENT (MIAMI) 2012

EXP: 10TH YEAR



TRANSACTIONS

Originally drafted by Miami in the second round (57th overall) of the 2008 draft ... Signed by Jacksonville as an unrestricted free agent on 3/15/12

PRO (Games played/started - 66/53)

- 10th-year QB has played in 66 games with 53 starts
- Career totals include 1,159 of 1,954 passing for 12,931 yards with 58 TDs/63 INTs and a 75.5 rating
- Joined the Jaguars in 2012 as an unrestricted free agent and has played in 28 games with 22 starts
- Spent first four seasons in Miami after being selected in the second round of 2008 draft

2017 (w/ JAX - 1/0)

- **9/10 at HOU:** Did not play
- **9/17 vs. TEN:** Did not play
- **9/24 vs. BAL:** Took a knee on the final snap of the first half and re-entered the game late in the fourth quarter and was 0-for-2 passing and rushed three times for negative three yards
- **10/1 at NYJ:** Did not play
- **10/8 at PIT:** Did not play
- **10/15 vs. LAR:** Did not play
- **10/22 at IND:** Did not play
- **11/5 vs. CIN:** Did not play
- **11/19 at CLE:** Did not play
- **11/26 at ARI:** Did not play
- **12/3 vs. IND:** Did not play

2016 (w/ JAX - 1/0)

- **9/11 vs. G.B.:** Dressed but did not play
- **9/18 at S.D.:** Dressed but did not play
- **9/25 vs. BAL:** Dressed but did not play
- **10/2 vs. IND:** Dressed but did not play
- **10/16 at CHI:** Dressed but did not play
- **10/23 vs. OAK:** Dressed but did not play
- **10/27 at TEN:** Dressed but did not play
- **11/6 at K.C.:** Dressed but did not play
- **11/13 vs. HOU:** Dressed but did not play
- **11/20 at DET:** Took a knee on the final snap of the first half
- **11/27 at BUF:** Dressed but did not play
- **12/4 vs. DEN:** Dressed but did not play
- **12/11 vs. MIN:** Dressed but did not play
- **12/18 at HOU:** Dressed but did not play
- **12/24 vs. TEN:** Dressed but did not play
- **1/1 at IND:** Dressed but did not play

2015 (w/ JAX - 0/0)

Dressed in all 16 games but did not play

2014 (w/ JAX - 3/3)

Started the first three games and was 42 of 78 passing for 492 yards with three TDs and one INT for an 80.7 rating ... Added four rushes for 25 yards ... Dressed but did not play in final 13 games

- **9/7 at PHI:** Opened the season as starting QB and completed 24 of 43 passes for 266 yards with two TDs for an 89.9 passer rating ... Hooked up rookie WR **Allen Hurns** for TDs of 34 and 21 yards in the first quarter
- **9/14 at WAS:** Started at QB and was 14 of 28 passing for 193 yards with one TD and one INT for a 69.5 rating ... Had two completions of 50-plus yards, a 63-yard TD pass to TE **Marcedes Lewis** and a 54-yard completion to WR **Allen Robinson**
- **9/21 vs. IND:** Started at QB and was 4 of 7 passing for 33 yards before he was replaced in the second half by QB **Blake Bortles**

2013 (w/ JAX - 15/15)

Started 13 of 15 games played, tied for the second-most starts of his career ... Was 305 of 503 passing for 3,241 yards with 13 TDs and 14 INTs for a 76.5 passer rating ... Established career-highs for attempts and completions and had second-most yards ... Started the last 11 games

- **9/8 vs. KC:** Inserted into the game during middle of club's final drive as QB **Blaine Gabbert** suffered a hand injury. Completed 3 of 6 passes for 36 yards with a 24-yard completion to WR **Cecil Shorts III**

- **9/15 at OAK:** Started at QB for injured QB **Blaine Gabbert** and threw for 241 yards on 25 of 38 passing with one TD for a 92.1 passer rating
- **9/22 at SEA:** Started at QB and completed 18 of 38 passes for 235 yards with two TDs for a 45.4 rating
- **10/6 at STL:** Entered the game with 5:14 remaining in the third quarter after QB **Blaine Gabbert** suffered a hamstring injury ... Finished 7 of 13 passing for 89 yards with one TD for a 101.1 passer rating
- **10/13 at DEN:** Started at QB and was 27 of 42 passing for 303 yards with two INTs for a 65.9 rating
- **10/20 vs. SD:** Registered his second straight 300-yard passing game, completing 23 of 36 passes for 318 yards with one INT for an 80.6 rating
- **10/27 vs. SF:** Started at QB and threw for 228 yards and one TD for an 84.3 passer rating
- **11/10 at TEN:** Started at QB and was 14 of 23 passing for 180 yards with two INTs for a 49.2 rating ... Won second start as a Jaguar
- **11/17 vs. ARI:** Led club to TDs on back-to-back drives to open the game ... Hooked up with TE **Danny Noble** for a 62-yard TD on the opening drive. Finished 27 of 42 passing for 255 yards with one TD/two INTs and a 69.0 rating
- **11/24 at HOU:** Was 23 of 32 passing for 239 yards with a season-high 93.1 rating
- **12/1 at CLE:** Completed 22 of 40 passes for 195 yards with 2 TDs/1 INT for a 74.5 rating ... Directed his fourth career game-winning drive, hooking up with WR **Cecil Shorts III** for a 20-yard TD with 40 seconds remaining in the game
- **12/5 vs. HOU:** Threw for 117 yards and two TDs, his 11th career multi-TD game
- **12/15 vs. BUF:** Threw for 237 yards and two TDs on 21 of 36 passing
- **12/22 vs. TEN:** Registered his fourth straight game with two TD passes, hooking up with TE **Marcedes Lewis** and WR **Mike Brown** for scores
- **12/29 at IND:** Started in season-finale and registered a season-high 331 yards on 30 of 51 passing with one TD and one INT

2012 (w/ JAX - 10/6)

Appeared in 10 games with six starts ... Completed 166 of 308 passes for 2,084 yards with 11 TDs and 11 INTs for a 72.2 rating ... Became 15th different starting QB in franchise history

- **9/16 vs. HOU:** Made Jaguars debut in fourth quarter when QB **Blaine Gabbert** departed with an injury and went 2-for-2 passing with 23 yards
- **10/21 at OAK:** Entered game in second quarter when QB **Blaine Gabbert** suffered a left shoulder injury and completed nine of 20 passes for 71 yards
- **11/8 vs. IND:** Was inserted into the game in the fourth quarter and completed 10 of 16 passes for 121 yards with a TD and INT
- **11/18 at HOU:** Entered game in first quarter on club's second offensive possession after QB **Blaine Gabbert** left with a right forearm/elbow injury ... Completed 16 of 33 passes for 354 yards and a career-best four TDs ... Became first QB since Hall of Famer **Steve Young** in 1987 to come off bench and throw for four TDs and no INTs
- **11/25 vs. TEN:** Made first start of the season and threw for 261 yards on 17 of 26 passing with two TDs and one INT
- **12/23 vs. NE:** Threw for 348 yards on 29 of 51 passing with one TD and three INT.
- **12/30 at TEN:** Made sixth consecutive start and completed 25 of 41 passes for 298 yards with two TD and three INT

2011 (w/ MIA - 4/4)

Started the first four games before suffering a season-ending left shoulder injury ... Was placed on injured reserve on Oct. 6 ... Completed 64 of 112 passes (57.1 pct.) for 868 yards with four TDs and four INTs for a 79.0 rating ... Added 15 rushes for 112 yards and one TD

- **9/12 vs. NE:** Opened the season as starter and was 30 of 49 for a career-high 416 yards with two TDs and one INT for a 93.6 rating ... Marked highest single-game passing yardage total by any Dolphin QB other than **Dan Marino**
- **9/25 at CLE:** Was 19 of 29 passing for 255 yards with one TD and one INT
- **10/2 at SD:** Left the game with a left shoulder injury in the first quarter

2010 (w/ MIA - 15/14)

Started 14 of 15 games and was 6-8 as starter... Was 301 of 490 passing (61.4 pct.) for 3,301 yards with 15 TDs and 19 INTs for a 75.4 rating

- **9/26 vs. NYJ:** Threw for two TDs and one INT on 26 of 44 passing for a then career-high 363 yards
- **10/4 vs. NE:** Was 28 of 38 passing for 305 yards with two TDs and three INTs.
- **10/17 at GB:** Threw for two TDs including a 22-yard pass to TE **Anthony Fasano** that broke a 13-13 tie to give the Dolphins a lead in the fourth quarter leading to overtime win
- **11/14 vs. TEN:** Saw action in relief of **Chad Pennington** in the first quarter ... Suffered an injury to his right knee in the third quarter and did not return
- **11/28 at OAK:** Returned to lineup and threw for 307 yards on 17 of 30 passing with two TDs and one INT. Connected with **Marlon Moore** on a 57-yard TD pass
- **12/19 vs. BUF:** Completed 73.3 percent of passes (33 of 45) for 276 yards with one TD and one INT
- **12/26 vs. DET:** Passed **David Woodley** to move into fourth place among the Dolphins career passing yardage leaders ... Completed 29 of 44 passes for 278 yards with one TD and two INTs

2009 (w/ MIA - 14/13)

Played in 14 games with 13 starts and posted 7-6 record as starter... Completed 274 of 451 passes (60.7 pct.) for 2,878 yards with 12 TDs and 14 INTs for a passer rating of 75.2

- **9/27 at SD:** Saw first action of season in relief of QB **Chad Pennington**

CHAD HENNE

and totaled 10 of 19 passing for 92 yards with one INT

- **10/14 vs. BUF:** Made first career start and completed 14 of 22 passes for 115 yards and one TD for a 92.0 rating, hooking up with WR **Brian Hartline** in third quarter for first career TD pass
- **10/12 vs. NYJ:** Led Dolphins to a 31-27 comeback win on Monday Night Football with first career fourth-quarter comeback ... Connected on 20 of 26 passes for 241 yards and two TDs for a career-high 130.4 passer rating ... Led club to 21 points in fourth quarter and finished the quarter 9 of 12 passing for 121 yards with two TDs
- **11/15 vs. TB:** Posted second fourth quarter comeback win as he was 17 of 31 for 175 yards with one TD, leading team to a game-winning FG
- **11/19 vs. NE:** Finished 29 of 52 passing for 335 yards with two TDs and one INT in a comeback win
- **12/13 at JAX:** Completed 21 of 29 passes for 220 yards with one INT and scored first career rushing TD ... Set franchise record for consecutive completions in a single game with 17 straight
- **12/27 vs. HOU:** Set season and career marks with 35 completions and 55 attempts for 322 yards with one TD for second consecutive 300-yard passing game
- **1/3 vs. PIT:** Closed out season with 140 yards on 16 of 20 passing for a career-best 80.0 completion percentage with one TD and one INT

2008 (w/ MIA - 3/0)

Appeared in three games as a rookie

- **9/14 at ARI:** Made NFL debut in the fourth quarter and was 7 of 12 passing for 67 yards, all on an 18-play drive covering 89 yards

COLLEGE (at Michigan, 2004-07)

- Four-year starter who compiled a 33-14 record as starter
- Career totals: 828 of 1,387 (59.7 pct.) for 9,715 yards with 87 TDs, 37 INTs
- Tossed at least one TD pass in 42 of his 47 career games and threw for at least 200 yards in 26 starts
- Finished with school records for career completions, attempts, passing yards and TD passes
- Ranked second to Purdue's **Drew Brees** in Big Ten Conference history for career TD passes
- Became first true freshman QB in Big Ten history to lead his team to a conference title
- Earned degree in general studies

PERSONAL

- Married (Brittany)
- Attended Wilson High School in West Lawn, Pa.
- Set Pennsylvania District III all-time passing and TD records with 7,071 yards and 74 TDs
- Also competed in track and field and was a two-year starter on basketball team
- Father, Sheldon, worked two full-time jobs as both a welder and a high school and junior high school football coach
- Full name: Chad Steven Henne

REGULAR SEASON CAREER STATISTICS

PASSING

YEAR	TEAM	P/S	COMP	ATT	PCT	YDS	AVG	TD	INT	SK	RTG
2008	MIA	3/0	7	12	58.3	67	5.6	0	0	0	74.0
2009	MIA	14/13	274	451	60.8	2,878	6.4	12	14	26	75.2
2010	MIA	15/14	301	490	61.4	3,301	6.7	15	19	30	75.4
2011	MIA	4/4	64	112	57.1	868	7.8	4	4	11	79.0
2012	JAX	10/6	166	308	53.9	2,084	6.8	11	11	28	72.2
2013	JAX	15/13	305	503	60.6	3,241	6.4	13	14	38	76.5
2014	JAX	3/3	42	78	53.8	492	6.3	3	1	16	80.7
2015	JAX	0/0	0	0	0.0	0	0.0	0	0	0	0.0
2016	JAX	1/0	0	0	0.0	0	0.0	0	0	0	0.0
2017	JAX	1/0	0	2	0.0	0	0.0	0	0	0	39.6
NFL totals:		10 yrs. 66/53	1,159	1,956	59.3	12,931	6.6	58	63	149	75.5

CAREER HIGHS

	GAME	SEASON
Passing completions:	35 (12/27/09 vs. HOU)	305 (2013)
Passing attempts:	55 (12/27/09 vs. HOU)	503 (2013)
Passing percentage:	80.0 (01/03/10 vs. PIT)	61.4 (2010)
Passing yards:	416 (9/12/11 vs. N.E.)	3,301 (2010)
Passing touchdowns:	4 (11/18/12 at HOU)	15 (2010)
Passer rating:	130.4 (10/12/09 vs. NYJ)	80.7 (2014)
Rushing attempts:	7 (9/12/11 vs. N.E.)	27 (2013)
Rushing yards:	59 (9/12/11 vs. N.E.)	112 (2012)
Rushing touchdowns:	1 (three times, last: 12/2/12 vs. BUF)	1 (2012)

2017 GAME-BY-GAME STATISTICS

DATE	OPP	P/S	COMP	ATT	PCT	YDS	AVG	TD	INT	SK	RTG
09/10	at HOU					DNP					
09/17	vs. TEN					DNP					
09/24	vs. BAL	1/0	0	2	0.0	0	0.0	0	0	0	39.6
10/01	at NYJ					DNP					
10/08	at PIT					DNP					
10/15	vs. LAR					DNP					
10/22	at IND					DNP					
	BYE WEEK										
11/05	vs. CIN					DNP					
11/12	vs. LAC					DNP					
11/19	at CLE					DNP					
11/26	at AZ					DNP					
12/03	vs. IND					DNP					
12/10	vs. SEA										
12/17	vs. HOU										
12/24	at SF										
12/31	at TEN										
2017 totals:		1/0	0	2	0.0	0	0.0	0	0	0	39.6

2016 GAME-BY-GAME STATISTICS

DATE	OPP	P/S	COMP	ATT	PCT	YDS	AVG	TD	INT	SK	RTG
09/11	vs. G.B.					DNP					
09/18	at S.D.					DNP					
09/25	vs. BAL					DNP					
10/02	vs. IND					DNP					
	BYE WEEK										
10/16	at CHI					DNP					
10/23	vs. OAK					DNP					
10/27	at TEN					DNP					
11/06	at K.C.					DNP					
11/13	vs. HOU					DNP					
11/20	at DET	1/0	0	0	0.0	0	0.0	0	0	0	0
11/27	at BUF					DNP					
12/04	vs. DEN					DNP					
12/11	vs. MIN					DNP					
12/18	at HOU					DNP					
12/24	vs. TEN					DNP					
01/01	at IND					DNP					
2016 totals:		1/0	0	0	0.0	0	0.0	0	0	0	0

2015 GAME-BY-GAME STATISTICS

DATE	OPP	P/S	COMP	ATT	PCT	YDS	AVG	TD	INT	SK	RTG
09/13	vs. CAR					DNP					
09/20	vs. MIA					DNP					
09/27	at N.E.					DNP					
10/04	at IND					DNP					
10/11	at T.B.					DNP					
10/18	vs. HOU					DNP					
10/25	vs. BUF					DNP					
	BYE WEEK										
11/08	at NYJ					DNP					
11/15	at BAL					DNP					
11/19	vs. TEN					DNP					
11/29	vs. S.D.					DNP					
12/06	at TEN					DNP					
12/13	vs. IND					DNP					
12/20	vs. ATL					DNP					
12/27	at N.O.					DNP					
01/03	at HOU					DNP					
2015 totals:		0/0	0	0	0.0	0	0.0	0	0	0	0

CHAD HENNE

2014 GAME-BY-GAME STATISTICS

DATE	OPP	P/S	COMP	ATT	PCT	YDS	AVG	TD	INT	SK	RTG
09/07	at PHI	1/1	24	43	55.8	266	6.2	2	0	3	89.9
09/14	at WAS	1/1	14	28	50.0	193	6.9	1	1	10	69.5
09/21	vs. IND	1/1	4	7	57.1	33	4.7	0	0	3	69.3
09/28	at S.D.	0/0				DNP					
10/05	vs. PIT	0/0				DNP					
10/12	at TEN	0/0				DNP					
10/19	vs. CLE	0/0				DNP					
10/26	vs. MIA	0/0				DNP					
11/02	at CIN	0/0				DNP					
11/09	vs. DAL	0/0				DNP					
	BYE WEEK										
11/23	at IND	0/0				DNP					
11/30	vs. NYG	0/0				DNP					
12/07	vs. HOU	0/0				DNP					
12/14	at BAL	0/0				DNP					
12/18	vs. TEN	0/0				DNP					
12/28	at HOU	0/0				DNP					
2014 totals:		3/3	42	78	53.8	492	6.3	3	1	16	80.7

2013 GAME-BY-GAME STATISTICS

DATE	OPP	P/S	COMP	ATT	PCT	YDS	AVG	TD	INT	SK	RTG
09/08	vs. K.C.	1/0	3	6	50.0	36	6.0	0	0	0	68.8
09/15	at OAK	1/1	25	38	65.8	241	6.3	1	0	5	92.1
09/22	at SEA	1/1	18	38	47.4	235	6.2	0	2	3	45.4
09/29	vs. IND	0/0	0	0	0.0	0	0.0	0	0	0	0.0
10/06	at STL	1/0	7	13	53.8	89	6.8	1	0	0	101.1
10/13	at DEN	1/1	27	42	64.3	303	7.2	0	2	2	65.9
10/20	vs. S.D.	1/1	23	36	63.9	318	8.8	0	1	6	80.6
10/27	vs. S.F.	1/1	29	45	64.4	228	5.1	1	0	0	84.3
	BYE WEEK										
11/10	at TEN	1/1	14	23	60.9	180	7.8	0	2	3	49.2
11/17	vs. ARI	1/1	27	42	64.3	255	6.1	1	2	2	69.0
11/24	at HOU	1/1	23	32	71.9	239	7.5	0	0	4	93.1
12/01	at CLE	1/1	22	40	55.0	195	4.9	2	1	2	74.5
12/05	vs. HOU	1/1	12	27	44.4	117	4.3	2	0	1	81.9
12/15	vs. BUF	1/1	21	36	58.3	237	6.6	2	2	5	73.5
12/22	vs. TEN	1/1	24	34	70.6	237	7.0	2	1	2	97.3
12/29	at IND	1/1	30	51	58.8	331	6.5	1	1	3	76.5
2013 totals:		15/13	305	503	60.6	3,241	6.4	13	14	38	76.5

2012 GAME-BY-GAME STATISTICS

DATE	OPP	P/S	COMP	ATT	PCT	YDS	AVG	TD	INT	SK	RTG
09/09	at MIN					ina					
09/16	vs. HOU	1/0	2	2	100.0	23	11.5	0	0	0	114.6
09/23	at IND					ina					
09/30	vs. CIN					ina					
10/07	vs. CHI					ina					
	BYE WEEK										
10/21	at OAK	1/0	9	20	45.0	71	3.6	0	0	3	54.4
10/28	at G.B.					ina					
11/04	vs. DET					ina					
11/08	vs. IND	1/0	10	16	62.5	121	7.6	1	1	1	80.5
11/18	at HOU	1/0	16	33	48.5	354	10.7	4	0	1	126.8
11/25	vs. TEN	1/1	17	26	65.4	261	10.0	2	1	7	108.0
12/02	at BUF	1/1	19	42	45.2	202	4.8	1	1	3	41.3
12/09	vs. NYJ	1/1	21	43	48.8	185	4.3	0	2	3	41.3
12/16	at MIA	1/1	18	34	52.9	221	6.5	0	0	2	73.3
12/23	vs. N.E.	1/1	29	51	56.9	348	6.8	1	3	1	59.9
12/30	at TEN	1/1	25	41	61.0	298	7.3	2	3	7	69.0
2012 totals:		10/6	166	308	53.9	2,084	6.8	11	11	28	72.2

2011 GAME-BY-GAME STATISTICS

DATE	OPP	P/S	COMP	ATT	PCT	YDS	AVG	TD	INT	SK	RTG
09/12	vs. N.E.	1/1	30	49	61.2	416	8.5	2	1	4	93.6
09/18	vs. HOU	1/1	12	30	40.0	170	5.7	1	1	2	56.2
09/25	at CLE	1/1	19	29	65.5	255	8.8	1	1	5	90.4
10/02	at S.D.	1/1	3	4	75.0	27	6.8	0	1	0	53.1
	BYE WEEK										
10/17	at NYJ					IR					
10/23	vs. DEN					IR					
10/30	at NYG					IR					
11/06	at K.C.					IR					
11/13	vs. WAS					IR					
11/20	vs. BUF					IR					
11/24	at DAL					IR					
12/04	vs. OAK					IR					
12/11	vs. PHI					IR					
12/18	at BUF					IR					
12/24	at N.E.					IR					
01/01	vs. NYJ					IR					
2011 totals:		4/4	64	112	57.1	868	7.8	4	4	11	79.0

2010 GAME-BY-GAME STATISTICS

DATE	OPP	P/S	COMP	ATT	PCT	YDS	AVG	TD	INT	SK	RTG
09/12	at BUF	1/1	21	34	61.8	182	5.4	0	0	3	75.9
09/19	at MIN	1/1	9	15	60.0	114	7.6	1	0	2	106.0
09/26	vs. NYJ	1/1	26	44	59.1	363	8.3	2	1	2	91.4
10/04	vs. N.E.	1/1	28	38	73.7	305	8.0	2	3	2	81.6
	BYE WEEK										
10/17	at G.B.	1/1	23	39	59.0	231	5.9	2	1	0	82.3
10/24	vs. PIT	1/1	23	36	63.9	257	7.1	1	1	1	82.8
10/31	at CIN	1/1	24	37	64.9	217	5.9	0	1	0	69.3
11/07	at BAL	1/1	22	34	64.7	231	6.8	0	3	2	47.5
11/14	vs. TEN	1/0	19	28	67.9	240	8.6	1	1	1	91.4
11/18	vs. CHI	0/0				ina					
11/28	at OAK	1/1	17	30	56.7	307	10.2	2	1	3	100.3
12/05	vs. CLE	1/1	16	32	50.0	174	5.4	1	3	1	37.8
12/12	at NYJ	1/1	5	18	27.8	55	3.1	1	0	5	58.3
12/19	vs. BUF	1/1	33	45	73.3	276	6.1	1	1	3	86.9
12/26	vs. DET	1/1	29	44	65.9	278	6.3	1	2	2	72.0
01/02	at N.E.	1/1	6	16	37.5	71	4.4	0	1	3	25.6
2010 totals:		15/14	64	112	57.1	868	7.8	4	4	11	79.0

2009 GAME-BY-GAME STATISTICS

DATE	OPP	P/S	COMP	ATT	PCT	YDS	AVG	TD	INT	SK	RTG
09/13	at ATL					ina					
09/21	vs. IND					ina					
09/27	at S.D.	1/0	10	19	52.6	92	4.8	0	1	1	44.2
10/04	vs. BUF	1/1	14	22	63.6	115	5.2	1	0	6	92.0
10/12	vs. NYJ	1/1	12	21	57.1	241	9.3	2	0	0	130.4
	BYE WEEK										
10/25	vs. N.O.	1/1	18	36	50.0	211	5.9	0	2	2	45.0
11/01	at NYJ	1/1	12	21	57.1	112	5.3	1	0	5	87.8
11/08	at N.E.	1/1	19	34	55.9	219	6.4	0	0	2	75.5
11/15	vs. T.B.	1/1	17	31	54.8	175	5.6	1	1	0	68.6
11/19	at CAR	1/1	17	29	58.6	172	5.9	1	0	0	87.1
11/29	at BUF	1/1	17	31	54.8	175	5.6	1	3	1	42.5
12/06	vs. N.E.	1/1	29	52	55.8	335	6.4	2	1	1	80.2
12/13	at JAX	1/1	21	29	72.4	220	7.6	0	1	2	79.7
12/20	at TEN	1/1	29	46	63.0	349	7.6	1	3	1	66.3
12/27	vs. HOU	1/1	35	55	63.6	322	5.9	1	1	3	78.0
01/03	vs. PIT	1/1	16	20	80.0	140	7.0	1	1	2	91.7
2009 totals:		14/13	274	451	60.8	2,878	6.4	12	14	26	75.2

COLIN HOLBA

49

COLIN HOLBA

LONG SNAPPER

6-4 248 LBS


LOUISVILLE

BORN JULY 8, 1994

LOUISVILLE, KENTUCKY

ACQ: FREE AGENT 2017

EXP: ROOKIE



TRANSACTIONS

Originally drafted by Pittsburgh in the sixth round (213th overall) in the 2017 draft ...
Waived on 9/2/17 ... Signed by Jacksonville on 11/14/17

PRO (Games played/started - 3/0)

Spent training camp with Pittsburgh before being released prior to the start of the regular season

2017 (w/ JAX - 3/0)

- **11/19 at CLE:** Served as the team's long snapper
- **11/26 at ARI:** Served as the team's long snapper
- **12/3 vs. IND:** Served as the team's long snapper

COLLEGE (at Louisville, 2013-16)

- Served two seasons at the team's primary long snapper (2015-16)

PERSONAL

- Played two years of football and three years of baseball at Eastern High School (Ky.)
- Served as the long snapper on the varsity football team during his sophomore and junior seasons, when he was perfect on every snap
- Served as the starting quarterback on Eastern's junior varsity team through his junior year
- Posted the best ERA as a pitcher on the Eagles' baseball team
- Uncle, John Holba, played QB at Ohio University and Western Michigan from 1994-96
- Son of Paul and DeAnn Holba

ALLEN HURNS

88

ALLEN HURNS

WIDE RECEIVER
6-3 201 LBS.
MIAMI (FLA.)
BORN NOVEMBER 12, 1991
MIAMI, FLORIDA
ACQ: ROOKIE FREE AGENT 2014
EXP: 4TH YEAR



TRANSACTIONS

Originally signed with Jacksonville as an undrafted rookie on 5/12/14

PRO (Games played/started - 51/42)

- Ranks second in franchise history with a 14.3 yards per reception avg.
- Caught a pass in 38 consecutive games from 9/7/14 - 10/27/16, the longest streak by a Jaguars player since TE **Mercedes Lewis** (32 games) from 9/12/10 - 9/9/12 and the longest streak for a Jaguars WR since WR **Jimmy Smith** (76 games) from 9/9/01 - 1/1/06
- Holds the Jaguars record of seven consecutive games with a receiving TD (9/27/15-11/15/15)

2017 (w/ JAX - 9/8)

- **9/10 at HOU:** Saw action at WR and tied for the team lead with three receptions and led the team with 42 receiving yards
- **9/17 vs. TEN:** Started at WR and recorded six receptions for a team-high 82 yards and one TD
- **9/24 vs. BAL:** Started at WR and recorded three receptions for 20 yards and one TD ... Third consecutive year with a TD reception in London
- **10/1 at NYJ:** Started at WR and recorded four receptions for 42 yards
- **10/8 at PIT:** Started at WR and recorded two receptions for 21 yards
- **10/15 vs. LAR:** Started at WR and recorded three receptions for 37 yards
- **10/22 at IND:** Led the team with five receptions for a game-high 101 yards (20.2 avg.), including a long reception of 50 yards
- **11/5 vs. CIN:** Started at WR and recorded three receptions for 31 yards
- **11/12 vs. LAC:** Started at WR and led the team with seven receptions for 70 yards before exiting the game with an ankle injury
- **11/19 at CLE:** Inactive (ankle)
- **11/26 at ARI:** Inactive (ankle)
- **12/3 vs. IND:** Inactive (ankle)

2016 (w/ JAX - 11/11)

- Started all 11 games played and missed the final five due to a hamstring injury ... Registered 35 receptions for 477 yards, including three TDs
- **9/11 vs. G.B.:** Had four receptions for a team-leading 75 yards (18.8 rec. avg.), including a game-long 38-yard catch in the third quarter
 - **9/18 at S.D.:** Posted five receptions for 64 yards (12.8 rec. avg.)
 - **9/25 vs. BAL:** Recorded four receptions for 40 yards
 - **10/2 vs. IND:** Posted two receptions for 47 yards, including a 42-yard TD in the fourth quarter
 - **10/16 at CHI:** Caught five passes for 74 yards (14.8 rec. avg.)
 - **10/23 vs. OAK:** Caught four passes for 45 yards (11.3 avg.)
 - **10/27 at TEN:** Led the team with seven receptions for 98 yards (14.0 rec. avg.) and one TD
 - **11/6 at K.C.:** Started at WR before exiting the game with a concussion
 - **11/13 vs. HOU:** Started at WR and had two receptions for 13 yards
 - **11/20 at DET:** Started at WR and posted one reception for nine yards
 - **11/27 at BUF:** Tallied a 12-yard TD reception for his 150th career catch
 - **12/4 vs. DEN:** Inactive (hamstring)
 - **12/11 vs. MIN:** Inactive (hamstring)
 - **12/18 at HOU:** Inactive (hamstring)
 - **12/24 vs. TEN:** Inactive (hamstring)
 - **1/1 at IND:** Inactive (hamstring)

2015 (w/ JAX - 15/15)

Finished his second NFL season setting career highs in receptions (64), receiving yards (1,030) and receiving TDs (10) ... Youngest undrafted player since the 1970 NFL merger to record 1,000-plus receiving yards and 10-plus receiving TDs in a single season ... Since 2005, one of only five undrafted NFL players to have recorded 1,000-plus receiving yards and 10-plus receiving TDs in a single season ... Became the fourth Jaguars player to post 1,000 receiving yards in a single season (**Jimmy Smith**, nine times; **Keenan McCardell**, four times; **Allen Robinson**, one time) ... Joins WR **Allen Robinson** (1,400) as the first Jaguars duo to each record 1,000-plus receiving yards in the same season since WR **Keenan McCardell** (1,110) and WR **Jimmy Smith** (1,373) in 2001 ... The first undrafted player age 24 or younger to post 1,000 receiving yards in a single season since DEN's **Steve Watson** (1,244) in 1981

- **9/27 at N.E.:** Had two receptions for 70 yards (35.0 avg.), including a 59-yard TD
- **10/4 at IND:** Recorded a career-high 11 receptions for his third career 100-yard game (116 yds.) and one TD
- **10/11 at T.B.:** Caught five passes for 116 yards (23.2 avg.) and one TD ... Became

the third player in franchise history to register back-to-back games with at least 100 receiving yards and a TD ... Joins **Jimmy Smith** as the only players in franchise history to register back-to-back games with at least 100 receiving yards and a TD in two consecutive road games

- **10/25 vs. BUF:** Had two catches for 53 yards (26.5 rec. avg.), including the game-winning 31-yard TD reception with 2:16 remaining
- **11/8 at NYJ:** Had five receptions for 122 yards (24.4 rec. avg.) and one TD ... Along with teammate **Allen Robinson** (121 yards), marked the first time in Jaguars history that two players posted 120-plus receiving yards in a single game
- **11/15 at BAL:** Had five receptions for a team-high 62 yards (12.4 rec. avg.) and one TD
- **12/13 vs. IND:** Had three receptions for a team-high 105 yards and a career-long 80-yard TD reception in the third quarter, the third-longest reception in franchise history
- **12/27 at N.O.:** Surpassed 1,000 yards for the first time in his NFL career after registering eight receptions for 107 yards and a career-high-tying two TDs

2014 (w/ JAX - 16/8)

Started eight of 16 games as a rookie and produced a team-high six TDs, the most in franchise history by a rookie ... Registered 51 receptions for 677 yards, the second-most catches and yards by a Jaguars rookie ... Ranked fourth in NFL history among undrafted rookies in receptions, fifth in receiving yards and fourth in receiving TDs ... Ranked second on the club with 51 catches for 677 yards and a team-high six TDs which set a Jaguars rookie record ... Joined **Allen Robinson** (48-548) to become the first rookie duo in NFL history to register 48 or more receptions in a season

- **9/7 at PHI:** Started at WR in NFL debut and registered four catches for 110 yards and two TDs ... Became first player in NFL history to record two receiving TDs in the first quarter in his NFL debut, hooking up with **Chad Henne** from 34 and 21 yards ... Joined former Detroit WR **Charles Rogers** (Sept. 17, 2003 vs. Arizona) as only players in NFL history to score a TD on each of their first two receptions ... His 110 receiving yards were the most in franchise history by a WR in his first NFL game and fourth-most by a rookie in a game ... His 27.5-yard average per catch ranks fifth-highest in team history ... Finished the first quarter with three catches for 101 yards ... First undrafted rookie in team history to start in season-opener
- **9/28 at SD:** Finished with five catches for 68 yards (13.6 avg.), including a 44-yard reception in the second quarter that set up a Jaguars TD ... Marked his fourth reception of 30-plus yards
- **11/2 at CIN:** Recorded a career-high seven catches for 112 yards and matched his career-high with two TDs ... Had TD receptions of 40 and 18 yards ... Tied for the most receiving TDs by a Jaguars rookie with five through nine games
- **12/7 vs. HOU:** Totaled 36 yards on five receptions including a four-yard TD pass from QB **Blake Bortles** in the first quarter ... Has the most touchdown receptions in team history by a rookie wide receiver

COLLEGE (at Miami, 2010-13)

- Concluded career ranked seventh in school history with 121 receptions and 1,891 yards
- Played in all 13 games as a senior, making 11 starts
- Named the 2013 Jack Harding Team Most Valuable Player, given annually to the school's top performer
- Set single-season school record for receiving yards (1,162), breaking mark previously held by WR **Leonard Hankerson**
- Set career-high in receptions (nine) and yards (173) in a 41-31 victory at Pittsburgh
- Became fourth Hurricane with 1,000-yard receiving season, joining **Eddie Brown** (1984), **Andre Johnson** (2002) and **Leonard Hankerson** (2010)

PERSONAL

- Attended Carol City (Miami, Fla.) High School where was ranked as a three-star recruit by Rivals.com
- As a senior, caught six passes for 110 yards before getting injured for the year
- Full name is Allen Bernard Hurns
- Twitter handle is @A1Hurns

REGULAR SEASON CAREER STATISTICS							
YEAR	TEAM	GP/GS	RECs	YDS	AVG.	LG	TD
2014	JAX	16/8	51	677	13.3	63t	6
2015	JAX	15/15	64	1,031	16.1	80t	10
2016	JAX	11/11	35	477	13.6	42t	3
2017	JAX	9/8	36	446	12.4	50	2
NFL totals: 4 yrs.		51/42	186	2,631	14.1	80t	21

CAREER HIGHS		
	GAME	SEASON
Receptions:	11 (10/4/15 at IND)	64 (2015)
Receiving yards:	122 (11/8/15 at NYJ)	1,031 (2015)
Longest reception:	80t (12/13/15 vs. IND)	80t (2015)
Receiving touchdowns:	2 (three times, last: 12/27/15 at N.O.)	10 (2015)

ALLEN HURNS

2017 GAME-BY-GAME STATISTICS

DATE	OPP	RECs	YDS	AVG.	LG	TD
09/10	at Houston	3	42	14.0	20	0
09/17	vs. Tennessee	6	82	13.7	20	1
09/24	vs. Baltimore	3	20	6.7	9	1
10/01	at New York Jets	4	42	10.5	15	0
10/08	at Pittsburgh	2	21	10.5	18	0
10/15	vs. LA Rams	3	37	12.3	18	0
10/22	at Indianapolis	5	101	20.2	50	0
BYE WEEK						
11/05	vs. Cincinnati	3	31	10.3	13	0
11/12	vs. LA Chargers	7	70	10.0	19	0
11/19	at Cleveland			Inactive		
11/26	at Arizona			Inactive		
12/03	vs. Indianapolis			Inactive		
12/10	vs. Seattle					
12/17	vs. Houston					
12/24	at San Francisco					
12/31	at Tennessee					
2017 totals:		36	446	12.4	50	2

2016 GAME-BY-GAME STATISTICS

DATE	OPP	RECs	YDS	AVG.	LG	TD
09/11	vs. Green Bay	4	75	18.8	38	0
09/18	at San Diego	5	64	12.8	24	0
09/25	vs. Baltimore	4	40	10.0	17	0
10/02	vs. Indianapolis	2	47	23.5	42t	1
BYE WEEK						
10/16	at Chicago	5	74	14.8	29	0
10/23	vs. Oakland	4	45	11.3	22	0
10/27	at Tennessee	7	98	14.0	31	1
11/06	at Kansas City	0	0	0.0	-	0
11/13	vs. Houston	2	13	6.5	11	0
11/20	at Detroit	1	9	9.0	9	0
11/27	at Buffalo	1	12	12.0	12t	1
12/04	vs. Denver			ina		
12/11	vs. Minnesota			ina		
12/18	at Houston			ina		
12/24	vs. Tennessee			ina		
01/01	at Indianapolis			ina		
2016 totals:		35	477	13.6	42t	3

2015 GAME-BY-GAME STATISTICS

DATE	GAME	RECs	YDS	AVG.	LG	TD
09/13	vs. Carolina	5	60	12.0	24	0
09/20	vs. Miami	4	68	17.0	24	0
09/27	at New England	2	70	35.0	59t	1
10/04	at Indianapolis	11	116	10.5	26	1
10/11	at Tampa Bay	5	116	23.2	59	1
10/18	vs. Houston	2	30	15.0	19	1
10/25	vs. Buffalo	2	53	26.5	31t	1
BYE WEEK						
11/08	at N.Y. Jets	5	122	24.4	30t	1
11/15	at Baltimore	5	62	12.4	21	1
11/19	vs. Tennessee	3	19	6.3	7	0
11/29	vs. San Diego	4	42	10.5	29	0
12/06	at Tennessee			ina		
12/13	vs. Indianapolis	3	105	35.0	80t	1
12/20	vs. Atlanta	2	44	22.0	22	0
12/27	at New Orleans	8	107	13.4	24	2
01/03	at Houston	3	17	5.7	6	0
2015 totals:		64	1,031	16.1	80t	10

2014 GAME-BY-GAME STATISTICS

DATE	GAME	RECs	YDS	AVG.	LG	TD
09/07	at Philadelphia	4	110	27.5	46	2
09/14	at Washington	2	13	6.5	10	0
09/21	vs. Indianapolis	1	63	63.0	63t	1
09/28	at San Diego	5	68	13.6	44	0
10/05	vs. Pittsburgh	4	26	6.5	9	0
10/12	at Tennessee	2	18	9.0	10	0
10/19	vs. Cleveland	1	7	7.0	7	0
10/26	vs. Miami	3	49	16.3	20	0
11/02	at Cincinnati	7	112	16.0	40t	2
11/09	vs. Dallas	1	9	9.0	9	0
BYE WEEK						
11/23	at Indianapolis	1	13	13.0	13	0
11/30	vs. N.Y. Giants	4	42	10.5	14	0
12/07	vs. Houston	5	36	7.2	16	1
12/14	at Baltimore	6	70	11.7	27	0
12/18	vs. Tennessee	3	26	8.7	15	0
12/28	at Houston	2	15	7.5	10	0
2014 totals:		51	677	13.3	63t	6

CHRIS IVORY

33

CHRIS IVORY

RUNNING BACK
6-0 223 LBS.
TIFFIN UNIVERSITY
BORN MARCH 22, 1988
LONGVIEW, TEXAS
ACQ: UFA (N.Y. JETS) 2016
EXP: 8TH YEAR



TRANSACTIONS

Originally signed by New Orleans as an undrafted rookie free agent on 5/3/10 ... Acquired by the N.Y. Jets in exchange for a fourth-round 2013 draft choice on 4/26/13 ... Signed by Jacksonville as an undrafted free agent on 3/10/15

PRO (Games played/started - 93/40, 2/0)

• Eighth-year RB has spent time with New Orleans, N.Y. Jets and Jacksonville

2017 (w/ JAX - 12/2)

- **9/10 at HOU:** Saw action at RB and recorded nine rushes for 42 yards and one reception for 11 yards
- **9/17 vs. TEN:** Rushed six times for 17 yards and caught three passes for 31 yards
- **9/24 vs. BAL:** Rushed six times for 17 yards and caught two passes for 25 yards
- **10/1 at NYJ:** Rushed nine times for 42 yards and caught one pass for two yards
- **10/8 at PIT:** Rushed eight times for 41 yards
- **10/15 vs LAR:** Led the team with nine receptions for 74 yards with one TD and rushed twice for three yards
- **10/22 at IND:** Started at RB and rushed for 47 yards on 17 carries and one TD ... First time with a TD in consecutive games since scoring three straight games from Oct. 4, 2015 through Oct. 25, 2015.
- **11/5 vs. CIN:** Started at RB and rushed for 70 yards on 20 carries and had three receptions for 34 yards
- **11/12 vs. LAC:** Rushed once for one yard and had one reception for negative-five yards
- **11/19 at CLE:** Rushed six times for six yards
- **11/26 at ARI:** Rushed once for negative-six yards
- **12/3 vs. IND:** Rushed four times for 12 yards and had one reception for three yards

2016 (w/ JAX - 11/1)

- **9/11 vs. G.B.:** Inactive
- **9/18 at S.D.:** Inactive
- **9/25 vs. BAL:** Made his Jaguars debut, rushing 12 times for 14 yards
- **10/2 vs. IND:** Rushed eight times for 29 yards (3.6 avg.)
- **10/16 at CHI:** Rushed 11 times for 32 yards (2.9 avg.) and his first TD as a Jaguar
- **10/23 vs. OAK:** Rushed five times for 48 yards (9.6 avg.) including a team- and season-long rush of 42 yards and caught two passes for three yards
- **10/27 at TEN:** Rushed four times for six yards and had one reception for six yards
- **11/6 at K.C.:** Rushed 18 times for 107 yards (5.9 rush avg.), including a 42-yard run in the first quarter
- **11/13 vs. HOU:** Rushed nine times for 31 yards (3.4 rush avg.) and had two receptions for 10 yards
- **11/20 at DET:** Rushed 17 times for 39 yards (2.3 rush avg.) and tallied a career-high six receptions for 75 yards (12.5 rec. avg.)
- **11/27 at BUF:** Earned his first start as a Jaguar and rushed nine times for 44 yards and one TD before exiting the game with a hamstring injury
- **12/4 vs. DEN:** Inactive (hamstring)
- **12/11 vs. MIN:** Inactive (hamstring)
- **12/18 at HOU:** Rushed 10 times for 44 yards
- **12/24 vs. TEN:** Rushed 14 times for 45 yards (3.2 rush avg.), including a 1-yard TD in the second quarter before exiting the game with a hamstring injury ... Added four receptions for 69 yards (17.3 rec. avg.), including a career-long 37-yard catch-and-run in the third quarter
- **1/1 at IND:** Inactive (hamstring)

2015 (w/ NYJ - 15/14)

Started 14 of 15 games played and set career highs in carries (247), rushing yards (1,070), rushing touchdowns (seven), 100-yard rushing performances in a season (three), receptions (39) and receiving yards (217)

- **9/13 vs. CLE:** Recorded 20 carries for 91 yards (4.6 rush avg.) and two touchdowns, his fourth career multi-touchdown performance
- **10/4 at MIA:** Rushed for a career-high 166 yards and one TD for the seventh 100-yard game of his career
- **10/18 vs. WAS:** Established a career high in scrimmage yards (196) after registering 146 yards on 20 carries and 50 yards on three receptions ... Recorded back-to-back 100-yard rushing performances for the first time in his career
- **10/25 at N.E.:** Recorded the second receiving touchdown of his career, a nine-yard pass from QB **Ryan Fitzpatrick** in the third quarter

- **11/8 vs. JAX:** Registered the fifth multi-touchdown game for his career, rushing for a pair of one-yard touchdowns

2014 (w/ NYJ - 16/10)

Registered a team-high 821 rushing yards on 198 carries (4.1 rush avg) and six touchdowns ... Added 18 receptions for 123 yards (6.8 rec. avg.)

- **9/7 vs. OAK:** Gained 102 yards on 10 carries (10.2 rush avg.), including a career-long 71-yard touchdown in the fourth quarter
- **12/1 vs. MIA:** Ran for 62 yards on 16 carries (3.9 rush avg.) and helped team run for 277 yards, the eighth-highest output in Jets history
- **12/28 at MIA:** Registered the first receiving touchdown of his career on an eight-yard pass

2013 (w/ NYJ - 15/6)

Rushed for 833 yards on 182 rushes (4.6 rush avg.) and three touchdowns, and caught two passes for 10 yards (5.0 rec. avg.)

- **10/20 vs. N.E.:** Voted FedEx Ground NFL Player of the Week after rushing 34 times for 104 yards
- **11/3 vs. N.O.:** Finished with 139 rushing yards on 18 carries (7.7 rush avg.)
- **12/22 vs. CLE:** Finished with 20 carries for 109 yards (5.5 rush avg.)

2012 (w/ N.O. - 6/2)

Played in six games with two starts, rushing for 217 yards on 40 attempts (5.4 rush avg.) and two touchdowns ... Added two receptions for 15 yards (7.5 rec. avg.)

- **11/5 vs. PHI:** Gained 48 rushing yards on 10 carries (4.8 rush avg.) and added a 22-yard touchdown run
- **11/11 vs. ATL:** Carried seven times for 72 yards (10.3 rush avg.) and scored on a 56-yard run

2011 (w/ N.O. - 6/2, 2/0)

Spent the first seven weeks of the season on the Physically Unable to Perform list recovering from foot and sports hernia surgeries ... Played in six games and had 79 rushes for 374 yards (4.7 rush avg.) and one touchdown ... Played in both postseason games and rushed 22 times for 70 yards (3.2 rush avg.)

- **1/1 vs. CAR:** Ran 19 times for 127 yards and one touchdown

2010 (w/ N.O. - 12/3)

Appeared in 12 games with three starts and led the team in rushing, carrying 137 times for 716 yards (5.2 rush avg.) with five touchdowns ... Ranked fourth in the NFL in yards per carry and second among rookies in rushing yardage ... Named an All-Rookie by The Sporting News and Pro Football Weekly/Pro Football Writers of America

- **10/17 at T.B.:** Rushed 15 times for 158 yards (10.5 rush avg.)
- **11/25 at DAL:** Registered two touchdowns as he rushed seven times for 38 yards
- **12/5 at CIN:** Carried 15 times for 117 yards (7.8 rush avg.) with two touchdowns

COLLEGE (at Washington State, 2006-08; at Tiffin University, 2009-10)

• As a senior, carried 39 times for 223 yards in five games before suffering season-ending knee injury
• Appeared in 22 games over three season at Washington State, rushing for 534 yards on 91 attempts (5.9 rush avg.) and four touchdowns

Personal

- Earned three letters in football for head coach John King and two in track and field at Longview (Texas) H.S.
- Named best fullback by 5ATexasFootball.com and was a unanimous first-team All-District 12 5A selection
- Parents are Kenny and Judy Gilliland
- Twitter handle is @ivory33



REGULAR SEASON CAREER STATISTICS

YEAR	TEAM	GP/GS	RUSHING					RECEIVING				
			NO	YDS	AVG	LG	TD	NO	YDS	AVG	LG	TD
2010	N.O.	12/3	137	716	5.2	55t	5	1	17	17.0	17	0
2011	N.O.	6/2	79	374	4.7	35t	1	0	0	0.0	0	0
2012	N.O.	6/2	40	217	5.4	56t	2	2	15	7.5	13	0
2013	NYJ	15/6	182	833	4.6	69	3	2	10	5.0	12	0
2014	NYJ	16/10	198	821	4.1	71t	6	18	123	6.8	23	1
2015	NYJ	15/14	247	1070	4.3	58	7	30	217	7.2	36	1
2016	JAX	11/1	117	439	3.8	42	3	20	186	9.3	37	0
2017	JAX	12/2	88	292	3.3	19	1	21	175	8.3	29	1
NFL totals: 8 yrs. 93/40			1,088	4,762	4.4	71t	28	95	743	7.8	37	3



POSTSEASON CAREER STATISTICS

YEAR	TEAM	GP/GS	RUSHING					RECEIVING				
			NO	YDS	AVG	LG	TD	NO	YDS	AVG	LG	TD
2011	N.O.	2/0	22	70	3.2	19	0	0	0	0.0	0	0
NFL totals: 7 yrs. 2/0			22	70	3.2	19	0	0	0	0.0	0	0

CHRIS IVORY

CAREER HIGHS

	GAME	SEASON
Rushing attempts:	34 (10/20/13 vs. NE)	247 (2015)
Rushing yards:	166 (10/4/15 at MIA)	1,070 (2015)
Longest rush:	71 (9/7/14 vs. OAK)	71 (2014)
Rushing touchdowns:	2 (three times, last: 10/26/14 vs. BUF)	7 (2015)
Receptions:	9 (10/15/17 vs. LAR)	30 (2015)
Receiving yards:	75 (11/20/16 at DET)	217 (2015)
Receiving touchdowns:	1 (three times, last: 10/15/17 vs. LAR)	14 (2015)

2017 GAME-BY-GAME STATISTICS

DATE	GAME	RUSHING				RECEIVING					
		NO	YDS	AVG	LG	TD	NO	YDS	AVG	LG	TD
09/10	at Houston	9	42	4.7	17	0	1	11	11.0	11	0
09/17	vs. Tennessee	6	17	2.8	6	0	3	31	10.3	29	0
09/24	vs. Baltimore	6	17	2.8	9	0	2	25	12.5	14	0
10/01	at New York Jets	9	42	4.7	10	0	1	2	2.0	2	0
10/08	at Pittsburgh	8	41	5.1	19	0	0	0	0.0	-	0
10/15	vs. LA Rams	2	3	1.5	2	0	9	74	8.2	22t	1
10/22	at Indianapolis	17	47	2.8	8	1	0	0	0.0	-	0
	BYE WEEK										
11/05	vs. Cincinnati	20	70	3.5	14	0	3	34	11.3	29	0
11/12	vs. LA Chargers	1	1	1.0	1	0	1	-5	-5.0	-5	0
11/19	at Cleveland	6	6	1.0	2	0	0	0	0.0	-	0
11/26	at Arizona	1	-6	-6.0	-6	0	0	0	0.0	-	0
12/03	vs. Indianapolis	3	12	4.0	4	0	1	3	3.0	3	0
12/10	vs. Seattle										
12/17	vs. Houston										
12/24	at San Francisco										
12/31	at Tennessee										
2017 totals:		88	292	3.3	19	1	21	175	8.3	29	1

2016 GAME-BY-GAME STATISTICS

DATE	GAME	RUSHING				RECEIVING					
		NO	YDS	AVG	LG	TD	NO	YDS	AVG	LG	TD
09/11	vs. Green Bay						ina				
09/18	at San Diego						ina				
09/25	vs. Baltimore	12	14	1.2	4	0	1	9	9.0	9	0
10/02	vs. Indianapolis	8	29	3.6	13	0	0	0	0.0	-	0
	BYE WEEK										
10/16	at Chicago	11	32	2.9	9	1	2	3	1.5	2	0
10/23	vs. Oakland	5	48	9.6	42	0	2	3	1.5	3	0
10/27	at Tennessee	4	6	1.5	4	0	1	6	6.0	6	0
11/06	at Kansas City	18	107	5.9	42	0	1	0	0.0	-	0
11/13	vs. Houston	9	31	3.4	13	0	2	10	5.0	8	0
11/20	at Detroit	17	39	2.3	8	0	6	75	12.5	22	0
11/27	at Buffalo	9	44	4.9	14	1	1	11	11.0	1	0
12/04	vs. Denver						ina				
12/11	vs. Minnesota						ina				
12/18	at Houston	10	44	4.4	17	0	0	0	0.0	0	0
12/24	vs. Tennessee	14	45	3.2	13	1	4	69	17.3	37	0
01/01	at Indianapolis						ina				
2016 totals:		117	439	3.8	42	3	20	186	9.3	37	0

2015 GAME-BY-GAME STATISTICS

DATE	GAME	RUSHING				RECEIVING					
		NO	YDS	AVG	LG	TD	NO	YDS	AVG	LG	TD
09/13	vs. Cleveland	20	91	4.6	19	2	1	9	9.0	9	0
09/21	at Indianapolis	14	57	4.1	19	0	2	3	1.5	2	0
09/27	vs. Philadelphia						DNP				
10/04	at Miami	29	166	5.7	24	1	0	0	0.0	-	0
	BYE WEEK										
10/18	vs. Washington	20	146	7.3	54	1	3	50	16.7	24	0
10/25	at New England	17	41	2.4	7	0	3	24	8.0	9	1
11/01	at Oakland	15	17	1.1	7	0	3	24	8.0	9	0
11/08	vs. Jacksonville	23	26	1.1	9	2	3	22	7.3	16	0
11/12	vs. Buffalo	18	99	5.5	21	0	2	36	18.0	36	0
11/22	at Houston	8	36	4.5	23	0	1	9	9.0	9	0
11/29	vs. Miami	21	87	4.1	31	1	2	15	7.5	9	0
12/06	at N.Y. Giants	10	47	4.7	20	0	5	22	4.4	11	0
12/13	vs. Tennessee	22	101	4.6	32	0	1	6	6.0	6	0
12/19	at Dallas	13	37	2.8	8	0	1	5	5.0	5	0
12/27	vs. New England	11	38	3.5	17	0	4	4	1.0	6	0
01/03	at Buffalo	6	81	13.5	58	0	0	0	0.0	-	0
2015 totals:		247	1070	4.3	58	7	30	217	7.2	36	1

2014 GAME-BY-GAME STATISTICS

DATE	GAME	RUSHING				RECEIVING					
		NO	YDS	AVG	LG	TD	NO	YDS	AVG	LG	TD
09/07	vs. Oakland	10	102	10.2	71t	1	0	0	0.0	-	0
09/14	at Green Bay	13	44	3.4	9	1	1	3	3.0	3	0
09/22	vs. Chicago	10	44	4.4	17	0	4	52	13.0	23	0
09/28	vs. Detroit	17	84	4.9	17	0	2	16	8.0	8	0
10/05	at San Diego	9	44	4.9	17	0	2	16	8.0	8	0
10/12	vs. Denver	8	7	0.9	5	0	0	0	0.0	-	0
10/16	at New England	21	107	5.1	16	1	4	18	4.5	7	0
10/26	vs. Buffalo	13	43	3.3	9	2	0	0	0.0	-	0
11/02	at Kansas City	8	22	2.8	6	0	0	0	0.0	-	0
11/09	vs. Pittsburgh	14	51	3.6	12	0	0	0	0.0	-	0
	BYE WEEK										
11/24	at Buffalo	7	31	4.4	17	0	3	7	2.3	6	0
12/01	vs. Miami	16	62	3.9	11	0	0	0	0.0	-	0
12/07	at Minnesota	16	73	4.6	15	0	1	4	4.0	4	0
12/14	at Tennessee	12	25	2.1	12	1	1	1	1.0	1	0
12/21	vs. New England	11	53	4.8	16	0	0	0	0.0	-	0
12/28	at Miami	13	29	2.2	9	0	1	8	8.0	8t	1
2014 totals:		198	821	4.1	71t	6	18	123	6.8	23	1

2013 GAME-BY-GAME STATISTICS

DATE	GAME	RUSHING				RECEIVING					
		NO	YDS	AVG	LG	TD	NO	YDS	AVG	LG	TD
09/08	vs. Tampa Bay	10	15	1.5	7	0	0	0	0.0	-	0
09/12	at New England	12	52	4.3	11	0	0	0	0.0	-	0
09/22	vs. Buffalo	4	5	1.3	5	0	0	0	0.0	-	0
09/29	at Tennessee						ina				
10/07	at Atlanta	4	27	6.8	19	0	0	0	0.0	-	0
10/13	vs. Pittsburgh	4	16	4.0	9	0	0	0	0.0	-	0
10/20	vs. New England	34	104	3.1	17	0	1	-2	-2.0	-2	0
10/27	at Cincinnati	6	11	1.8	5	0	0	0	0.0	-	0
11/03	vs. New Orleans	18	139	7.7	52	1	0	0	0.0	-	0
	BYE WEEK										
11/17	at Buffalo	15	98	6.5	69	1	0	0	0.0	-	0
11/24	at Baltimore	9	35	3.9	17	0	0	0	0.0	-	0
12/01	vs. Miami	12	61	5.1	32	0	1	12	12.0	12	0
12/08	vs. Oakland	18	76	4.2	15t	1	0	0	0.0	-	0
12/15	at Carolina	11	66	5.5	28	0	0	0	0.0	-	0
12/22	vs. Cleveland	20	109	5.5	28	0	0	0	0.0	-	0
12/29	at Miami	5	19	3.8	5	0	0	0	0.0	-	0
2013 totals:		182	833	4.6	69	3	2	10	5.0	12	0

2012 GAME-BY-GAME STATISTICS

DATE	GAME	RUSHING				RECEIVING					
		NO	YDS	AVG	LG	TD	NO	YDS	AVG	LG	TD
09/09	vs. Washington						ina				
09/16	at Carolina						ina				
09/23	vs. Kansas City						ina				
09/30	at Green Bay						ina				
10/07	vs. San Diego						DNP				
	BYE WEEK										
10/21	at Tampa Bay						ina				
10/28	at Denver						DNP				
11/05	vs. Philadelphia	10	48	4.8	22t	1	1	2	2.0	2	0
11/11	vs. Atlanta	7	72	10.3	56t	1	1	13	13.0	13	0
11/18	at Oakland	8	37	4.6	25	0	0	0	0.0	-	0
11/25	vs. San Francisco	8	34	4.3	7	0	0	0	0.0	-	0
11/29	at Atlanta	3	4	1.3	6	0	0	0	0.0	-	0
12/09	at N.Y. Giants						ina				
12/16	vs. Tampa Bay						ina				
12/23	at Dallas						ina				
12/30	vs. Carolina	4	22	5.5	11	0	0	0	0.0	-	0
2012 totals:		40	217	5.4	56t	2	2	15	7.5	13	0

CHRIS IVORY



2011 GAME-BY-GAME STATISTICS

DATE	GAME	RUSHING					RECEIVING					
		NO	YDS	AVG	LG	TD	NO	YDS	AVG	LG	TD	
09/08	at G.B.											
09/18	vs. Chicago											
09/25	vs. Houston											
10/02	at Jacksonville											
10/09	at Carolina											
10/16	at Tampa Bay											
10/23	vs. Indianapolis											
10/30	at St. Louis	6	18	3.0	6	0	0	0	0.0	-	0	
11/06	vs. Tampa Bay	15	67	4.5	12	0	0	0	0.0	-	0	
11/13	at Atlanta											
	BYE WEEK											
11/28	vs. N.Y. Giants											
12/04	vs. Detroit											
12/11	vs. Tennessee	13	53	4.1	25	0	0	0	0.0	-	0	
12/18	vs. Minnesota	18	74	4.1	12	0	0	0	0.0	-	0	
12/26	vs. Atlanta	8	35	4.4	11	0	0	0	0.0	-	0	
01/01	vs. Carolina	19	127	6.7	35t	1	0	0	0.0	-	0	
2011 totals:		79	374	4.7	35t	1	0	0	0.0	-	0	
01/07	vs. Detroit	13	47	3.6	19	0	0	0	0.0	-	0	
01/14	at San Francisco	9	23	2.6	7	0	0	0	0.0	-	0	
Postseason totals:		22	70	3.2	19	0	0	0	0.0	-	0	



2010 GAME-BY-GAME STATISTICS

DATE	GAME	RUSHING					RECEIVING					
		NO	YDS	AVG	LG	TD	NO	YDS	AVG	LG	TD	
09/09	vs. Minnesota											
09/20	at San Francisco											
09/26	vs. Atlanta	7	13	1.9	9	0	0	0	0.0	-	0	
10/03	vs. Carolina	12	67	5.6	14	0	0	0	0.0	-	0	
10/10	at Arizona	10	39	3.9	14	0	0	0	0.0	-	0	
10/17	at Tampa Bay	15	158	10.5	33	0	1	17	17.0	17	0	
10/24	vs. Cleveland	15	48	3.2	8	0	0	0	0.0	-	0	
10/31	vs. Pittsburgh	7	7	1.0	6	0	0	0	0.0	-	0	
11/07	at Carolina	12	50	4.2	11	0	0	0	0.0	-	0	
	BYE WEEK											
11/21	vs. Seattle	23	99	4.3	24	1	0	0	0.0	-	0	
11/25	at Dallas	7	38	5.4	17	2	0	0	0.0	-	0	
12/05	at Cincinnati	15	117	7.8	55t	2	0	0	0.0	-	0	
12/12	vs. St. Louis	7	47	6.7	18	0	0	0	0.0	-	0	
12/19	at Baltimore											
12/27	at Atlanta											
01/02	vs. Tampa Bay	7	33	4.7	11	0	0	0	0.0	-	0	
2010 totals:		137	716	5.2	55t	5	1	17	17.0	17	0	

MYLES JACK

44

MYLES JACK

LINEBACKER
6-1 244 LBS
UCLA
BORN SEPTEMBER 3, 1995
SCOTTSDALE, ARIZONA
ACQ: 2ND ROUND OF 2016 DRAFT (36TH)
EXP: 2ND YEAR



TRANSACTIONS

Originally drafted by Jacksonville in the second round (36th overall) of the 2016 draft on choice obtained from Baltimore for Jaguars' second (38th overall)- and fifth (146th overall)-round choices

PRO (Games played/started - 28/22)

Made his NFL and Jaguars debut in the team's season opener in 2016

2017 (w/ JAX - 12/12)

- **9/10 at HOU:** Started at SLB and led the team with 14 tackles (eight solo) and also had one tackle for a loss
- **9/17 vs. TEN:** Tied for second on the team with six tackles (five solo) and also recorded one sack, one tackle for a loss and a quarterback hit
- **9/24 vs. BAL:** Started at SLB and recorded four solo tackles
- **10/1 at NYJ:** Second on the team with nine tackles (eight solo) and also recorded one tackle for a loss and one fumble recovery, which he returned 81 yards for his first career touchdown
- **10/8 at PIT:** Started at SLB and recorded nine tackles (five solo)
- **10/15 vs. LAR:** Started at SLB and recorded six tackles (five solo) and one tackle for a loss
- **10/22 at IND:** Finished second on the team with eight tackles (four solo) and also recorded one sack and one pass defended
- **11/5 vs. CIN:** Started at SLB and recorded one solo tackle
- **11/12 vs. LAC:** Tied for the team-lead in tackles with nine (eight solo) and recorded one tackle for a loss
- **11/19 at CLE:** Recorded two tackles (one solo) and one pass defended
- **11/26 at ARI:** Started at SLB and recorded three solo tackles
- **12/3 vs. IND:** Started at SLB and recorded four tackles (two solo)

2016 (w/ JAX - 16/10)

Played in all 16 games starting at OTTO in 10 his rookie ... Totaled 22 tackles (16 solo) to rank tied for 12th on the team in tackles

- **9/11 vs. G.B.:** Played in 12 snaps on special teams in NFL and team debut
- **9/18 at S.D.:** Saw action at LB, making two solo tackles, and on special teams
- **9/25 vs. BAL:** Saw action on special teams
- **10/2 vs. IND:** Earned his first career start at OTTO and made four tackles (three solo) and one pass defended
- **10/16 at CHI:** Started at OTTO and made one solo tackle
- **10/23 vs. OAK:** Started at OTTO and recorded one solo tackle and saw time on special teams
- **10/27 at TEN:** Started at OTTO and saw action on special teams
- **11/6 at K.C.:** Started at OTTO and made one solo tackle
- **11/13 vs. HOU:** Started at OTTO and made two solo tackles, including one special teams tackle
- **11/20 at DET:** Saw action at OTTO and posted three tackles (two solo), including one tackle for loss
- **11/27 at BUF:** Started at OTTO and made five tackles (two solo), including his first career half-sack
- **12/4 vs. DEN:** Started at OTTO and made one solo tackle
- **12/11 vs. MIN:** Saw action at OTTO and made one tackle
- **12/18 at HOU:** Saw action at OTTO and made one tackle
- **12/24 vs. TEN:** Saw action at OTTO
- **1/1 at IND:** Started at OTTO and recorded one pass defended

COLLEGE (at UCLA, 2013-15)

As a junior, started in all three games he played before injuring his knee in practice ... Registered 15 tackles ... Starter in all 13 games at LB and named second-team all-conference ... Finished second on the team with 88 tackles, 8.0 for loss, and seven passes defended ... As a freshman, saw action in all 13 games with 12 starts, 11 at LB and one at RB ... Finalist for the Paul Hornung Award as the nation's most versatile player ... Named first-team All-America by Athlon Sports as an all-purpose player and honorable mention All-America by SI.com ... First-team Freshman All-America selection by Sporting News ... Named both offensive and defensive freshman of the year in the Pac-12 by coaches ... Earned second-team All-Pac-12 honors ... His 75 tackles ranked fifth on the team and as the second-most ever by a true freshman ... Led team with 11 passes defended ... Scored seven rushing touchdowns on the season (second on the school's freshman list behind DeShaun Foster in 1998) ... Earned a spot on the Athletic Director's Academic Honor Roll in 2013 Fall and 2014 Winter quarters

PERSONAL

- A four-star recruit from Bellevue (Wash.) High School, according to both scout.com and rivals.com
- Ranked as the nation's No. 4 OLB and No. 1 in the west
- Also played running back in high school for an offense that averaged more than 46 points per game his senior season
- Selected to play in the U.S. Army All-American game, where he posted five tackles
- Earned letters in track (three) and basketball (one)
- Son of H. David Jack and La Sonjia (Fisher) Jack
- Has one brother, Jahlen
- Twitter handle is @MylesJack

REGULAR SEASON CAREER STATISTICS

YEAR	TEAM	GP/GS	TKL	SOLO	ASST	SACKS	FF	FR	PD	TFL
2016	JAX	16/10	22	16	6	0.5	0	0	2	1
2017	JAX	12/12	75	54	21	2.0	0	1	2	5
NFL totals: 2 yr.		28/22	97	70	27	2.5	0	1	4	6

CAREER HIGHS

	GAME	SEASON
Tackles:	14 (9/11/17 at HOU)	75 (2017)
Sacks:	1.0 (9/17/17 vs. TEN)	2.0 (2017)
Fumble recoveries:	1 (10/1/17 at NYJ)	1 (2017)
Passes defended:	1 (three times, last: 11/19/17 at CLE)	2 (2016 & 2017)

2017 GAME-BY-GAME STATISTICS

DATE	OPP	TKL	SOLO	ASST	ST	SACKS	FF	FR	PD	TFL
09/10	at Houston	14	8	6	0	0.0	0	0	0	1
09/17	vs. Tennessee	6	5	1	0	1.0	0	0	0	1
09/24	vs. Baltimore	4	4	0	0	0.0	0	0	0	0
10/01	at New York Jets	9	8	1	0	0.0	0	1	0	1
10/08	at Pittsburgh	9	5	4	0	0.0	0	0	0	0
10/15	vs. LA Rams	6	5	1	0	0.0	0	0	0	1
10/22	at Indianapolis	8	4	4	0	1.0	0	0	1	0
BYE WEEK										
11/05	vs. Cincinnati	1	1	0	0	0.0	0	0	0	0
11/12	vs. LA Chargers	9	8	1	0	0.0	0	0	0	1
11/19	at Cleveland	2	1	1	0	0.0	0	0	1	0
11/26	at Arizona	3	3	0	0	0.0	0	0	0	0
12/03	vs. Indianapolis	4	2	2	0	0.0	0	0	0	0
12/10	vs. Seattle									
12/17	vs. Houston									
12/24	at San Francisco									
12/31	at Tennessee									
2017 totals:		75	54	21	0	2.0	0	1	2	5

2016 GAME-BY-GAME STATISTICS

DATE	OPP	TKL	SOLO	ASST	ST	SACKS	FF	FR	PD	TFL
09/11	vs. Green Bay	0	0	0	0	0.0	0	0	0	0
09/18	at San Diego	2	2	0	0	0.0	0	0	0	0
09/25	vs. Baltimore	0	0	0	0	0.0	0	0	0	0
10/02	vs. Indianapolis	4	3	1	0	0.0	0	0	1	0
BYE WEEK										
10/16	at Chicago	1	1	0	0	0.0	0	0	0	0
10/23	vs. Oakland	1	1	0	0	0.0	0	0	0	0
10/27	at Tennessee	0	0	0	0	0.0	0	0	0	0
11/06	at Kansas City	1	1	0	0	0.0	0	0	0	0
11/13	vs. Houston	2	2	0	0	0.0	0	0	0	0
11/20	at Detroit	3	2	1	0	0.0	0	0	0	1
11/27	at Buffalo	5	2	3	0	0.5	0	0	0	0
12/04	vs. Denver	1	1	0	0	0.0	0	0	0	0
12/11	vs. Minnesota	1	0	1	0	0.0	0	0	0	0
12/18	at Houston	1	1	0	0	0.0	0	0	0	0
12/24	vs. Tennessee	0	0	0	0	0.0	0	0	0	0
01/01	at Indianapolis	0	0	0	0	0.0	0	0	1	0
2016 totals:		22	16	6	0	0.5	0	0	2	1

MALIK JACKSON

97

MALIK JACKSON

DEFENSIVE LINEMAN

6-5 290 LBS.


TENNESSEE

BORN JANUARY 11, 1990

VAN NUYS, CALIFORNIA

ACQ: UFA (DENVER) 2016

EXP: 6TH YEAR



TRANSACTIONS

Originally selected by Denver in the fifth round (137th overall) of the 2012 NFL Draft ... Signed by Jacksonville as an unrestricted free agent on 3/10/16

PRO (Games played/started - 90/52, 8/7)

- Sixth-year defensive lineman joined the Jaguars after spending four years in Denver
- Has recorded 21 tackles (16 solo), two passes defended, two forced fumbles, one sack and one fumble recovery in eight playoff games

2017 (w/ JAX - 12/12)

- **9/10 at HOU:** Started at DT and recorded three solo tackles, one sack, one tackle for a loss and one pass defended
- **9/17 vs. TEN:** Started at DT and recorded two solo tackles
- **9/24 vs. BAL:** Started at DT and recorded two tackles (one solo) and a half of a sack
- **10/1 at NYJ:** Started at DT and recorded one solo tackle and one tackle for a loss
- **10/8 at PIT:** Started at DT
- **10/15 vs. LAR:** Started at DT and recorded three solo tackles
- **10/22 at IND:** Started at DT and recorded three tackles (two solo), 1.5 sacks and one forced fumble
- **11/5 vs. CIN:** Started at DT and recorded two solo tackles, one sack and one tackle for a loss
- **11/12 vs. LAC:** Started at DT and recorded four tackles (three solo), one tackle for a loss and one forced fumble
- **11/19 at CLE:** Started at DT and recorded two solo tackles, one sack and two tackles for a loss
- **11/26 at ARI:** Started at DT and recorded two solo tackles
- **12/3 vs. IND:** Started at DT and recorded two tackles (one solo), one sack, one tackle for a loss and one pass defended

2016 (w/ JAX - 16/16)

Started all 16 games at DT ... Led the team in passes defended (19) and ranked the fifth-most in the NFL among defensive linemen ... Totaled the second-most tackles for loss (11) and sacks (6.5)

- **9/11 vs. G.B.:** Started at DT in his Jaguars debut
- **9/18 at S.D.:** Started at DT and made two tackles (one solo), including one tackle for loss
- **9/25 vs. BAL:** Registered his first sack of the season and first sack as a Jaguar
- **10/2 vs. IND:** Posted a season-high five solo tackles, including one tackle for loss, and one pass defended
- **10/16 at CHI:** Started at DT and made three tackles, including one tackle for loss
- **10/23 vs. OAK:** Started at DT and recorded one quarterback hit
- **10/27 at TEN:** Started at DT
- **11/6 at K.C.:** Started at DT, making one tackle and was credited with 0.5 sack
- **11/13 vs. HOU:** Started at DT and made four solo tackles
- **11/20 at DET:** Started at DT and tallied two tackles (one solo) and one sack
- **11/27 at BUF:** Started at DT and made five tackles (four solo), including 2.0 sacks
- **12/4 vs. DEN:** Started at DT and made two solo tackles
- **12/11 vs. MIN:** Started at DT and made one solo tackle and one fumble recovery
- **12/18 at HOU:** Started at DT and recorded three tackles (one solo), one tackle for a loss and one pass defended
- **12/24 vs. TEN:** Tallied one tackle for loss and one pass defended
- **1/1 at IND:** Started at DT and tallied two solo tackles, tied a career-high with 2.0 sacks and also registered two tackles for a loss

2015 (w/ DEN - 16/16, 3/3)

Started all 16 games for the first time in his career, finishing with a career-high 45 tackles (34 solo), 5.0 sacks and a career-best seven passes defended ... Started all three of Denver's postseason contests and tallied nine tackles (eight solo) and a fumble recovery for a TD in Super Bowl 50

- **9/17 vs. K.C.:** Finished with three tackles, one sack and one pass defended that led to CB Chris Harris Jr.'s interception at the Broncos' 10-yard line
- **9/27 at DET:** Posted three tackles, one fumble recovery and 0.5 sacks
- **10/11 at OAK:** Registered six tackles (five solo) and one sack
- **10/18 at CLE:** Posted four tackles (three solo), two tackles for loss and one sack
- **12/20 at PIT:** Tallied five tackles (four solo) and 1.5 sacks
- **2/7 vs. CAR (Super Bowl 50):** Recorded five tackles (five solo) and recovered a

fumble in the end zone, marking the seventh fumble recovery for a touchdown in Super Bowl history

2014 (w/ DEN - 16/3, 1/1)

Played all 16 games for the second consecutive season and totaled 42 tackles (33 solo), four passes defended, three sacks and one forced fumble ... Was part of a rushing defense that allowed just 79.8 rushing yards per game, the lowest single-season figure in team history and the NFL's second-best mark in 2014

- **9/7 vs. IND:** Posted two tackles (one solo) and 0.5 sacks in season opener
- **10/5 vs. ARI:** Had two tackles (one solo) and 0.5 sacks
- **12/7 vs. BUF:** Tallied a season-high six tackles (six solo) and one sack
- **1/11 vs. IND:** Posted four tackles (one solo) in AFC Divisional Playoff Game

2013 (w/ DEN - 16/5, 3/3)

Played all 16 regular season games (five starts) and led Denver's defensive line with 42 tackles ... Ranked second on the team with six sacks and led the team with 11 tackles for loss ... Added four passes defended and one forced fumble ... Started in all three postseason games for the Broncos and made eight tackles (seven solo), one sack and two passes defended

- **9/23 vs. OAK:** Recorded his first career sack, splitting it with LB Wesley Woodyard
- **10/13 vs. JAX:** Posted a season-high seven tackles (five solo), two sacks and one pass defended
- **12/1 at K.C.:** Made his first NFL start ... Forced his first career fumble while adding two solo tackles
- **1/12 vs. S.D.:** Made his first postseason start and registered three tackles and one sack in team's AFC Divisional Playoff Game

2012 (w/ DEN - 14/0, 1/0)

Played 14 games as a rookie and totaled five tackles (three solo)

COLLEGE (at Southern California, 2008-09; at Tennessee, 2010-11)

- Played 46 games (24 starts) at Southern California and Tennessee and made 136 tackles (67 solo), 13 sacks, four forced fumbles and one fumble recovery
- Earned first-team All-SEC as a senior and second-team all-conference as a junior
- As a senior, led the Volunteers in tackles for loss (11) and sacks (2.5)
- Saw action in 21 games as a reserve defensive lineman at USC and recorded 22 tackles (15 solo), 5.5 sacks and two forced fumbles

PERSONAL

- Made 103 tackles and 14.5 sacks at Birmingham High School in Van Nuys, Calif.
- Helped lead Birmingham to the 2006 Los Angeles City title with 10.5 sacks as a junior
- Twin brother, Marquis, was all-conference DE for Texas Southern University from 2010-11
- Twitter handle is @TheMalikJackson

REGULAR SEASON CAREER STATISTICS

YEAR	TEAM	GP/GS	TKL	SOLO	ASST	SACKS	FF	FR	PD
2012	DEN	14/0	5	3	2	0.0	0	0	0
2013	DEN	16/5	42	30	12	6.0	1	0	4
2014	DEN	16/3	42	33	9	3.0	1	0	4
2015	DEN	16/16	45	34	11	5.0	0	2	7
2016	JAX	16/16	33	28	5	6.5	0	1	3
2017	JAX	12/12	27	23	4	6.0	3	0	2
NFL totals: 6 yrs.		90/52	194	151	43	26.5	5	3	20

POSTSEASON CAREER STATISTICS

YEAR	TEAM	GP/GS	TKL	SOLO	ASST	SACKS	FF	FR	PD
2012	DEN	1/0	0	0	0	0.0	0	0	0
2013	DEN	3/3	8	7	1	1.0	0	0	2
2014	DEN	1/1	4	1	3	0.0	0	0	0
2015	DEN	3/3	9	8	1	0.0	0	1	0
NFL totals: 4 yrs.		8/7	21	16	5	1.0	0	1	2

CAREER HIGHS

	GAME	SEASON
Tackles:	7 (10/13/13 vs. Jacksonville)	45 (2015)
Sacks:	2.0 (three times, last: 1/1/17 at IND)	6.5 (2016)
Forced fumbles:	1 (four times, last: 11/12/17 vs. LAC)	2 (2017)
Fumble recoveries:	1 (three times last: 12/11/16 vs. MIN)	2 (2015)
Passes defended:	2 (six times, last: 12/13/15 vs. Oakland)	7 (2015)

MALIK JACKSON

2017 GAME-BY-GAME STATISTICS

DATE	OPP	TKL	SOLO	ASST	SACKS	FF	FR	PD	TFL
09/10	at Houston	3	3	0	1.0	0	0	1	1
09/17	vs. Tennessee	2	2	0	0.0	0	0	0	0
09/24	vs. Baltimore	2	1	1	0.5	0	0	0	0
10/01	at New York Jets	1	1	0	0.0	0	0	0	1
10/08	at Pittsburgh	0	0	0	0.0	0	0	0	0
10/15	vs. LA Rams	3	3	0	0.0	0	0	0	0
10/22	at Indianapolis	3	2	1	1.5	1	0	0	0
BYE WEEK									
11/05	vs. Cincinnati	2	2	0	1.0	0	0	0	1
11/12	vs. LA Chargers	4	3	1	0.0	1	0	0	0
11/19	at Cleveland	2	2	0	1.0	1	0	0	2
11/26	at Arizona	2	2	0	0.0	0	0	0	0
12/03	vs. Indianapolis	2	1	1	1.0	0	0	1	1
12/10	vs. Seattle								
12/17	vs. Houston								
12/24	at San Francisco								
12/31	at Tennessee								
2017 totals:		27	23	4	6.0	3	0	2	6

2016 GAME-BY-GAME STATISTICS

DATE	OPP	TKL	SOLO	ASST	SACKS	FF	FR	PD	TFL
09/11	vs. Green Bay	0	0	0	0.0	0	0	0	0
09/18	at San Diego	2	1	1	0.0	0	0	0	1
09/25	vs. Baltimore	2	2	0	1.0	0	0	0	1
10/02	vs. Indianapolis	5	5	0	0.0	0	0	1	1
BYE WEEK									
10/16	at Chicago	3	3	0	0.0	0	0	0	1
10/23	vs. Oakland	0	0	0	0.0	0	0	0	0
10/27	at Tennessee	0	0	0	0.0	0	0	0	0
11/06	at Kansas City	1	0	1	0.5	0	0	0	0
11/13	vs. Houston	4	4	0	0.0	0	0	0	0
11/20	at Detroit	2	1	1	1.0	0	0	0	1
11/27	at Buffalo	5	4	1	2.0	0	0	0	2
12/04	vs. Denver	2	2	0	0.0	0	0	0	0
12/11	vs. Minnesota	1	1	0	0.0	0	1	0	0
12/18	at Houston	3	2	1	0.0	0	0	1	1
12/24	vs. Tennessee	1	1	0	0.0	0	0	1	1
01/01	at Indianapolis	2	2	0	2.0	0	0	0	2
2016 totals:		33	28	5	6.5	0	1	3	11

2015 GAME-BY-GAME STATISTICS

DATE	OPP.	TKL	SOLO	ASST	SACKS	FF	FR	PD
09/13	vs. Baltimore	3	0	3	0.0	0	0	0
09/17	at Kansas City	3	0	3	1.0	0	0	0
09/27	at Detroit	2	1	1	0.5	0	1	0
10/04	vs. Minnesota	2	1	1	0.0	0	0	0
10/11	at Oakland	6	5	1	1.0	0	0	0
10/18	at Cleveland	4	3	1	1.0	0	0	0
11/01	vs. Green Bay	2	1	1	0.0	0	0	1
11/08	at Indianapolis	5	3	2	0.0	0	0	2
11/15	vs. Kansas City	3	3	0	0.0	0	0	0
11/22	at Chicago	0	0	0	0.0	0	1	0
11/29	vs. New England	1	0	1	0.0	0	0	0
12/06	at San Diego	2	2	0	0.0	0	0	2
12/13	vs. Oakland	2	2	0	0.0	0	0	2
12/20	at Pittsburgh	5	3	2	1.5	0	0	0
12/28	vs. Cincinnati	3	2	1	0.0	0	0	0
01/03	vs. San Diego	2	2	0	0.0	0	0	0
2015 totals:		45	34	11	5.0	0	2	7

01/17	vs. Pittsburgh	2	1	1	0.0	0	0	0
01/24	vs. New England	2	2	0	0.0	0	0	0
02/07	vs. Carolina	5	5	0	0.0	0	1	0
Postseason totals:		9	8	1	0.0	0	1	0

2014 GAME-BY-GAME STATISTICS

DATE	OPP.	TKL	SOLO	ASST	SACKS	FF	FR	PD
09/07	vs. Indianapolis	2	1	1	0.5	0	0	0
09/14	vs. Kansas City	1	1	0	0.0	0	0	0
09/21	at Seattle	5	0	5	0.0	0	0	0
BYE WEEK								
10/05	vs. Arizona	2	1	1	0.5	0	0	0
10/12	at N.Y. Jets	4	3	1	0.0	0	0	0
10/19	vs. San Francisco	1	1	0	1.0	0	0	0
10/23	vs. San Diego	1	1	0	1.0	0	0	0
11/02	at New England	2	1	1	0.0	0	0	0
11/09	at Oakland	1	1	0	0.0	1	0	0
11/16	at St. Louis	5	5	0	0.0	0	0	0
11/23	vs. Miami	3	3	0	0.0	0	0	0
11/30	at Kansas City	0	0	0	0.0	0	0	0
12/07	vs. Buffalo	6	6	0	1.0	0	0	0
12/14	at San Diego	2	2	0	0.0	0	0	2
12/22	at Cincinnati	5	5	0	0.0	0	0	0
12/28	vs. Oakland	2	2	0	0.0	0	0	2
2014 Totals:		42	33	9	3.0	1	0	4

01/11	vs. Indianapolis	4	1	3	0.0	0	0	0
Postseason totals:		4	1	3	0.0	0	0	0

MALIK JACKSON



2013 GAME-BY-GAME STATISTICS

DATE	OPP.	TKL	SOLO	ASST	SACKS	FF	FR	PD
09/05	vs. Baltimore	1	0	1	0.0	0	0	0
09/15	at N.Y. Giants	2	2	0	0.0	0	0	0
09/23	vs. Oakland	1	0	1	0.5	0	0	0
09/29	vs. Philadelphia	0	0	0	0.0	0	0	0
10/06	at Dallas	2	1	1	1.0	0	0	0
10/13	vs. Jacksonville	7	5	2	2.0	0	0	1
10/20	at Indianapolis	3	1	2	0.0	0	0	1
10/27	vs. Washington	1	1	0	0.0	0	0	0
11/10	at San Diego	3	1	2	0.5	0	0	2
11/17	vs. Kansas City	3	1	2	0.0	0	0	2
11/24	at New England	1	1	0	0.0	0	0	0
12/01	at Kansas City	2	2	0	0.0	1	0	0
12/08	vs. Tennessee	4	4	0	1.0	0	0	0
12/12	vs. San Diego	3	3	0	0.0	0	0	0
12/22	at Houston	5	4	1	0.0	0	0	0
12/29	at Oakland	4	4	0	1.0	0	0	0
2013 Totals:		42	30	12	6.0	1	0	4
01/12	vs. San Diego	3	3	0	1.0	0	0	0
01/19	vs. New England	0	0	0	0.0	0	0	1
02/02	vs. Seattle	5	4	1	0.0	0	0	1
Postseason totals:		8	7	1	1.0	0	0	2



2012 GAME-BY-GAME STATISTICS

DATE	OPP.	TKL	SOLO	ASST	SACKS	FF	FR	PD
09/09	vs. Pittsburgh				ina			
09/17	at Atlanta	0	0	0	0.0	0	0	0
09/23	vs. Houston	1	1	0	0.0	0	0	0
09/30	vs. Oakland	0	0	0	0.0	0	0	0
10/07	at New England	1	1	0	0.0	0	0	0
10/15	at San Diego				DNP			
	BYE WEEK							
10/28	vs. San Diego	0	0	0	0.0	0	0	0
11/04	at Cincinnati	0	0	0	0.0	0	0	0
11/11	at Carolina	1	1	0	0.0	0	0	0
11/18	vs. San Diego	0	0	0	0.0	0	0	0
11/25	at Kansas City	0	0	0	0.0	0	0	0
12/02	vs. Tampa Bay	0	0	0	0.0	0	0	0
12/06	at Oakland	0	0	0	0.0	0	0	0
12/16	at Baltimore	0	0	0	0.0	0	0	0
12/23	vs. Cleveland	1	0	1	0.0	0	0	0
12/30	vs. Kansas City	1	1	0	0.0	0	0	0
2012 Totals:		42	30	12	6.0	1	0	4
01/12	vs. Baltimore	1	0	1	0.0	0	0	0
Postseason totals:		1	0	1	0.0	0	0	0

ABRY JONES

95

ABRY JONES

DEFENSIVE TACKLE

6-4 318 LBS

GEORGIA

BORN SEPTEMBER 8, 1991

WARNER ROBINS, GEORGIA

ACQ: FREE AGENT 2013

EXP: 5TH YEAR



TRANSACTIONS

Originally signed by Jacksonville as an undrafted rookie on 4/27/13 ... Placed on injured reserve on 1/1/16

PRO (Games played/started - 66/23)

- Earned roster spot as an undrafted rookie in 2013
- Played in all 16 games in 2014

2017 (w/ JAX - 12/12)

- **9/10 at HOU:** Started at NT and assisted on two tackles and recorded a half sack, two quarterback hits and recovered one fumble
- **9/17 vs. TEN:** Started at NT
- **9/24 vs. BAL:** Started at NT and recorded two solo tackles
- **10/1 at NYJ:** Started at NT and recorded three tackles (two solo)
- **10/8 at PIT:** Started at NT and recorded five tackles (two solo), half of a sack and a career-high three passes defended ... Tipped the ball that was intercepted by LB **Telvin Smith** and returned for a TD
- **10/15 vs. LAR:** Started at NT and recorded three solo tackles
- **10/22 at IND:** Started at NT and recorded one solo tackle
- **11/5 vs. CIN:** Started at NT and recorded one solo tackle
- **11/12 vs. LAC:** Started at NT and recorded four tackles (three solo) and one pass defended
- **11/19 at CLE:** Started at NT and recorded one solo tackle
- **11/26 at ARI:** Started at NT and recorded one solo tackle and one pass defended
- **12/3 vs. IND:** Started at NT and recorded three solo tackles, one pass defended and one forced fumble

2016 (w/ JAX - 15/9)

Started nine of 15 games played ... Totaled 32 tackles (26 solo), including four for a loss, and one PD

- **9/11 vs. G.B.:** Played five snaps at DT and 17 on special teams
- **9/18 at S.D.:** Saw action at DT and made one tackle
- **9/25 vs. BAL:** Saw action at DT and on special teams
- **10/2 vs. IND:** Saw action at DT and made two tackles (one solo)
- **10/16 at CHI:** Saw action at DT, making two solo tackles, including one tackle for loss
- **10/23 vs. OAK:** Totaled three solo tackles, including one tackle for a loss
- **10/27 at TEN:** Started at DT and had three tackles (two solo)
- **11/6 at K.C.:** Started at DT and made two solo tackles
- **11/13 vs. HOU:** Started at DT and made two solo tackles
- **11/20 at DET:** Started at DT and made five tackles (four solo), including one tackle for loss and one pass defended
- **11/27 at BUF:** Inactive (ankle)
- **12/4 vs. DEN:** Started at DT and made two solo tackles
- **12/11 vs. MIN:** Started at DT and made one solo tackle
- **12/18 at HOU:** Started at DT and recorded three tackles (two solo) and had one tackle for a loss
- **12/24 vs. TEN:** Started at DT and made three tackles (two solo)
- **1/1 at IND:** Started at DT and made three solo tackles

2015 (w/ JAX - 15/0)

Played in 15 games before being placed on the team's injured reserve list for the final regular season game ... Totaled 16 tackles (seven solo), 2.0 sacks, one forced fumble and one fumble recovery

- **10/4 at IND:** Saw action at DT and special teams, and recorded his first career fumble recovery
- **10/11 at T.B.:** Made five tackles (three solo), including two tackles for loss and recorded one pass defended
- **10/25 vs. BUF:** Made one tackle (one solo), including one sack
- **11/15 at BAL:** Made four tackles (one solo), including a sack-fumble that was recovered by DT **Tyson Alualu**

2014 (w/ JAX - 16/2)

Played in all 16 games for the first time in his career and registered a career-best 39 tackles (23 solo), three sacks, four tackles for loss, three quarterback hits and one forced fumble

- **10/5 vs. PIT:** Registered a career-high two sacks including a sack/forced fumble of QB **Ben Roethlisberger** early in the fourth quarter ... Also sacked Roethlisberger in the second quarter ... Added one QB pressure and one tackle for loss
- **10/19 vs. CLE:** Made three solo tackles, one QB hit and one tackle for loss ...

- **12/7 vs. HOU:** Saw action at DT and matched his season-high with four tackles (three solo)
- **12/18 vs. TEN:** Made first career start and totaled a career-high five tackles (three solo) along with one sack ... Sacked QB **Charlie Whitehurst** for a three-yard loss on the opening possession
- **12/28 at HOU:** Started for the second consecutive game and totaled three tackles (one solo)

2013 (w/ JAX - 8/0)

Played in eight games as a rookie after earning a roster spot as an undrafted free agent ... Totaled nine tackles, 0.5 sacks and one QB hit

- **10/6 at STL:** Made NFL debut on and saw action on defense
- **10/20 vs. SD:** Made first career tackle
- **12/22 vs. TEN:** Saw extensive action in DL rotation and posted a career-high four tackles (three solo), one QB hit and split a sack with LB **Paul Posluszny** in the first quarter
- **12/29 at IND:** Totaled two solo tackles in season-finale

COLLEGE (at Georgia, 2009-12)

- Three-year letterman and appeared in 46 games, making 26 starts at DE and DT
- Career totals include 107 tackles (52 solo), 35 QB pressures, 13.5 tackles for a loss, 5.0 sacks and two forced fumbles
- Received the David Jacobs Award as a player who, by example, portray courage, spirit, character and determination
- Majored in communication studies

PERSONAL

- Attended Northside (Ga.) High School
- USA Today All-USA second-team selection
- Twitter handle is @JUSTAB3



REGULAR SEASON CAREER STATISTICS

YEAR	TEAM	GP/GS	TKL	SOLO	ASST	SACKS	FF	FR	PD	TFL
2013	JAX	8/0	9	8	1	0.5	0	0	0	0
2014	JAX	16/2	39	23	16	3.0	1	0	1	3
2015	JAX	15/0	16	7	9	2.0	1	1	2	3
2016	JAX	15/9	32	26	6	0.0	0	0	1	4
2017	JAX	12/12	26	19	7	1.0	1	1	6	0
7NFL totals:		5 yrs. 66/23	122	83	39	6.5	3	2	10	10



CAREER HIGHS

	GAME	SEASON
Tackles:	5 (four times, last: 10/8/17 at PIT)	39 (2014)
Sacks:	2.0 (10/5/14 vs. PIT)	3.0 (2014)
Forced fumbles:	1 (twice, last: 11/15/15 at BAL)	1 (2014 & 2015)
Fumble recoveries:	1 (twice, last: 9/10/17 at HOU)	1 (2014)
Passes defended:	3 (10/8/17 at PIT)	5 (2017)



2017 GAME-BY-GAME STATISTICS

DATE	OPP	TKL	SOLO	ASST	ST	SACKS	FF	FR	PD	TFL
09/10	at Houston	2	0	2	0	0.5	0	1	0	0
09/17	vs. Tennessee	0	0	0	0	0.0	0	0	0	0
09/24	vs. Baltimore	2	2	0	0	0.0	0	0	0	0
10/01	at New York Jets	3	2	1	0	0.0	0	0	0	0
10/08	at Pittsburgh	5	2	3	0	0.5	0	0	3	0
10/15	vs. LA Rams	3	3	0	0	0.0	0	0	0	0
10/22	at Indianapolis	1	1	0	0	0.0	0	0	0	0
BYE WEEK										
11/05	vs. Cincinnati	1	1	0	0	0.0	0	0	0	0
11/12	vs. LA Chargers	4	3	1	0	0.0	0	0	1	0
11/19	at Cleveland	1	1	0	0	0.0	0	0	0	0
11/26	at Arizona	1	1	0	0	0.0	0	0	1	0
12/03	vs. Indianapolis	3	3	0	0	0.0	1	0	1	0
12/10	vs. Seattle									
12/17	vs. Houston									
12/24	at San Francisco									
12/31	at Tennessee									
2017 totals:		26	19	7	0	1.0	1	1	6	0

ABRY JONES

2016 GAME-BY-GAME STATISTICS

DATE	OPP	TKL	SOLO	ASST	ST	SACKS	FF	FR	PD	TFL
09/11	vs. Green Bay	0	0	0	0	0.0	0	0	0	0
09/18	at San Diego	1	0	1	0	0.0	0	0	0	0
09/25	vs. Baltimore	0	0	0	0	0.0	0	0	0	0
10/02	vs. Indianapolis	2	1	1	0	0.0	0	0	0	0
	BYE WEEK									
10/16	at Chicago	2	2	0	0	0.0	0	0	0	1
10/23	vs. Oakland	3	3	0	0	0.0	0	0	0	1
10/27	at Tennessee	3	2	1	0	0.0	0	0	0	0
11/06	at Kansas City	2	2	0	0	0.0	0	0	0	0
11/13	vs. Houston	2	2	0	0	0.0	0	0	0	0
11/20	at Detroit	5	4	1	0	0.0	0	0	1	1
11/27	at Buffalo					ina				
12/04	vs. Denver	2	2	0	0	0.0	0	0	0	0
12/11	vs. Minnesota	1	1	0	0	0.0	0	0	0	0
12/18	at Houston	3	2	1	0	0.0	0	0	0	1
12/24	vs. Tennessee	3	2	1	0	0.0	0	0	0	0
01/01	at Indianapolis	3	3	0	0	0.0	0	0	0	0
2016 totals:		32	26	6	0	0.0	0	0	1	4

2015 GAME-BY-GAME STATISTICS

DATE	GAME	TKL	SOLO	ASST	ST	SACKS	FF	FR	PD	TFL
09/13	vs. Carolina	0	0	0	0	0.0	0	0	0	0
09/20	vs. Miami	0	0	0	0	0.0	0	0	0	0
09/27	at New England	1	0	1	0	0.0	0	0	1	0
10/04	at Indianapolis	0	0	0	0	0.0	0	1	0	0
10/11	at Tampa Bay	5	3	2	0	0.0	0	0	1	2
10/18	vs. Houston	0	0	0	0	0.0	0	0	0	0
10/25	vs. Buffalo	1	1	0	0	1.0	0	0	0	1
11/1	BYE WEEK									
11/08	at N.Y. Jets	3	0	3	0	0.0	0	0	0	0
11/15	at Baltimore	4	1	3	0	1.0	1	0	0	0
11/19	vs. Tennessee	1	1	0	0	0.0	0	0	0	0
11/29	vs. San Diego	0	0	0	0	0.0	0	0	0	0
12/06	at Tennessee	0	0	0	0	0.0	0	0	0	0
12/13	vs. Indianapolis	0	0	0	0	0.0	0	0	0	0
12/20	vs. Atlanta	1	1	0	0	0.0	0	0	0	0
12/27	at New Orleans	0	0	0	0	0.0	0	0	0	0
01/03	at Houston					IR				
2015 totals:		16	7	9	0	2.0	1	1	2	3

2014 GAME-BY-GAME STATISTICS

DATE	GAME	TKL	SOLO	ASST	ST	SACKS	FF	FR	PD	TFL
09/07	at Philadelphia	0	0	0	0	0.0	0	0	0	0
09/14	at Washington	3	2	1	0	0.0	0	0	0	1
09/21	vs. Indianapolis	1	1	0	0	0.0	0	0	0	0
09/28	at San Diego	0	0	0	0	0.0	0	0	0	0
10/05	vs. Pittsburgh	4	4	0	0	2.0	1	0	0	0
10/12	at Tennessee	2	2	0	0	0.0	0	0	0	0
10/19	vs. Cleveland	3	3	0	0	0.0	0	0	0	1
10/26	vs. Miami	1	0	1	0	0.0	0	0	1	0
11/02	at Cincinnati	3	1	2	0	0.0	0	0	0	0
11/09	vs. Dallas	1	1	0	0	0.0	0	0	0	0
	BYE WEEK									
11/23	at Indianapolis	3	1	2	0	0.0	0	0	0	0
11/30	vs. N.Y. Giants	3	1	2	0	0.0	0	0	0	0
12/07	vs. Houston	4	3	1	0	0.0	0	0	0	0
12/14	at Baltimore	3	0	3	0	0.0	0	0	0	0
12/18	vs. Tennessee	5	3	2	0	1.0	0	0	0	1
12/28	at Houston	3	1	2	0	0.0	0	0	0	0
2014 totals:		39	23	16	0	3.0	1	0	1	3


2013 GAME-BY-GAME STATISTICS

DATE	GAME	TKL	SOLO	ASST	ST	SACKS	FF	FR	PD	TFL
09/08	vs. Kansas City					ina				
09/15	at Oakland					ina				
09/22	at Seattle					ina				
09/29	vs. Indianapolis					ina				
10/06	at St. Louis	0	0	0	0	0.0	0	0	0	0
10/13	at Denver	0	0	0	0	0.0	0	0	0	0
10/20	vs. San Diego	1	1	0	0	0.0	0	0	0	0
10/27	vs. San Francisco					ina				
	BYE WEEK									
11/10	at Tennessee					ina				
11/17	vs. Arizona					ina				
11/24	at Houston					ina				
12/01	at Cleveland	0	0	0	0	0.0	0	0	0	0
12/05	vs. Houston	1	1	0	0	0.0	0	0	0	0
12/15	vs. Buffalo	1	1	0	0	0.0	0	0	0	0
12/22	vs. Tennessee	4	3	1	0	0.5	0	0	0	0
12/29	at Indianapolis	2	2	0	0	0.0	0	0	0	0
2013 totals:		9	8	1	0	0.5	0	0	0	0

BEN KOYACK

83

BEN KOYACK



TIGHT END

6-5 258 LBS

NOTRE DAME

BORN APRIL 9, 1993

OIL CITY, PENNSYLVANIA

ACQ: 7TH ROUND OF 2015 DRAFT (229TH)

EXP: 2ND YEAR

TRANSACTIONS

Originally drafted by Jacksonville in the seventh round (229th overall) of the 2015 draft ... Signed by Jacksonville to the practices squad on 9/6/15

PRO (Games played/started - 26/10)

Spent his rookie season in 2015 on the practice squad before starting the 2016 season on the active roster

2017 (w/ JAX - 12/3)

- 9/10 at HOU: Saw action at TE
- 9/17 vs. TEN: Saw action at TE
- 9/24 vs. BAL: Saw action at TE
- 10/1 at NYJ: Saw action at TE and on special teams
- 10/8 at PIT: Saw action at TE and on special teams
- 10/15 vs LAR: Recorded one reception for 21 yards, which is a career long reception
- 10/22 at IND: Recorded one reception for seven yards
- 11/5 vs. CIN: Started at TE
- 11/12 vs. LAC: Started at TE
- 11/19 at CLE: Started at TE
- 11/26 at ARI: Saw action at TE and on special teams
- 12/3 vs. IND: Saw action at TE and on special teams

2016 (w/ JAX - 14/7)

- 9/11 vs. G.B.: Played eight snaps on special teams and lined up at TE six times
- 9/18 at S.D.: Saw action at TE and on special teams, and made one special teams tackle
- 9/25 vs. BAL: Inactive (knee)
- 10/2 vs. IND: Inactive (knee)
- 10/16 at CHI: Saw action on special teams and one snap at TE
- 10/23 vs. OAK: Saw action at TE and special teams ... Provided key block to spring Chris Ivory's 42-yard run
- 10/27 at TEN: Posted his first career receptions (five) for 41 yards (8.2 rec. avg.)
- 11/6 at K.C.: Saw action at TE and on special teams
- 11/13 vs. HOU: Earned his first career start at TE and caught three passes for 35 yards (11.7 rec. avg.)
- 11/20 at DET: Started at TE and made one fumble recovery on special teams
- 11/27 at BUF: Started at TE and had two catches for 23 yards
- 12/4 vs. DEN: Started at TE and made one reception for four yards
- 12/11 vs. MIN: Posted two receptions for 19 yards
- 12/18 at HOU: Started at TE and caught one pass for two yards
- 12/24 vs. TEN: Started at TE and had two catches for 12 yards
- 1/1 at IND: Started at TE and had three catches for 25 yards, including his first career touchdown reception, a 14-yard pass from QB Blake Bortles

COLLEGE (at Notre Dame, 2011-14)

- Participated in the 2015 Senior Bowl
- Named to the Mackey Award Watch List, given annually to the most outstanding Tight End in FBS college football
- As a senior, started at tight end in all 13 games and totaled 30 receptions for 317 yards and two TDs

PERSONAL

- Played for coach Matt LaVerde at Oil City (Pa.) High School
- Received first-team Pennsylvania all-state honors from Pennsylvania Sportswriters and Associated Press in 2010
- Rated best tight end in country and 25th-best prospect overall by Scout.com
- Recorded 62 receptions for 1,031 yards and 11 TDs as a senior ... Averaged 16.6 yards per catch
- Besides tight end, played quarterback, wide receiver, defensive end and linebacker
- Hails from family of musicians and is proficient playing trombone, piano and euphonium
- Son of David and Karen
- Twitter handle is @koymonster

REGULAR SEASON CAREER STATISTICS

YEAR	TEAM	GP/GS	NO	YDS	AVG	LG	TD
2015	JAX			ps			
2016	JAX	14/7	19	161	8.5	17	1
2017	JAX	12/3	2	28	14.0	21	0
NFL totals: 2 yr.		26/10	21	189	9.0	21	1

2017 GAME-BY-GAME STATISTICS

DATE	OPP	RECs	YDS	AVG.	LG	TD
09/10	at Houston	0	0	0.0	-	0
09/17	vs. Tennessee	0	0	0.0	-	0
09/24	vs. Baltimore	0	0	0.0	-	0
10/01	at New York Jets	0	0	0.0	-	0
10/08	at Pittsburgh	0	0	0.0	-	0
10/15	vs. LA Rams	1	21	21.0	21	0
10/22	at Indianapolis	1	7	7.0	7	0
BYE WEEK						
11/05	vs. Cincinnati	0	0	0.0	-	0
11/12	vs. LA Chargers	0	0	0.0	-	0
11/19	at Cleveland	0	0	0.0	-	0
11/26	at Arizona	0	0	0.0	-	0
12/03	vs. Indianapolis	0	0	0.0	-	0
12/10	vs. Seattle					
12/17	vs. Houston					
12/24	at San Francisco					
12/31	at Tennessee					
2017 totals:		2	28	14.0	21	0

2016 GAME-BY-GAME STATISTICS

DATE	OPP	RECs	YDS	AVG.	LG	TD
09/11	vs. Green Bay	0	0	0.0	-	0
09/18	at San Diego	0	0	0.0	-	0
09/25	vs. Baltimore			ina		
10/02	vs. Indianapolis			ina		
BYE WEEK						
10/16	at Chicago	0	0	0.0	-	0
10/23	vs. Oakland	0	0	0.0	-	0
10/27	at Tennessee	5	41	8.2	14	0
11/06	at Kansas City	0	0	0.0	-	0
11/13	vs. Houston	3	35	11.7	15	0
11/20	at Detroit	0	0	0.0	-	0
11/27	at Buffalo	2	23	11.5	17	0
12/04	vs. Denver	1	4	4.0	4	0
12/11	vs. Minnesota	2	19	9.5	15	0
12/18	at Houston	1	2	2.0	2	0
12/24	vs. Tennessee	2	12	6.0	6	0
01/01	at Indianapolis	3	25	8.3	14t	1
2016 totals:		19	161	8.5	17	1

Additional statistics: one special teams tackle; one fumble recovery on special teams on 11/20 at DET

JOSH LAMBO

4

JOSH LAMBO

KICKER

6-0 215 LBS


TEXAS A&M

BORN NOVEMBER 19, 1990

LANISING, MICHIGAN

ACQ: FREE AGENT 2017

EXP: 3RD YEAR



TRANSACTIONS

Originally signed by San Diego as an undrafted free agent on 5/12/15 ... Waived by San Diego on 9/2/17 ... Signed with Jacksonville on 10/17/17

PRO (Games played/started - 38/0)

- All-Rookie selection in 2016
- Led all rookie kickers with 106 points, second-most in team history

2017 (w/ JAX - 6/0)

Signed with the team prior to its Week 6 game at IND

- **10/22 at IND:** Converted on FGs of 33 and 42 yards and made all three of his PATs ... His nine points were the most points by a kicker in their Jaguars debut
- **11/5 vs. CIN:** Converted on FGs of 25, 36 and a career-long 56 yards, which was the third longest in franchise history and made both his PATs
- **11/12 vs. LAC:** Converted a 34-yard FG with three seconds remaining in the fourth quarter to send the game to OT and then converted a game-winning 30-yard FG in OT
- **11/19 at CLE:** Converted on FGs of 38 and 39 yards, while missing one from 41 yards and made his lone PAT attempt
- **11/26 at ARI:** Converted a 43-yard FG and made all three of his PATs
- **12/3 vs. IND:** Converted on FGs of 23, 30 and 39 yards and made his lone PAT attempt

2016 (w/ SD - 16/0)

Led the NFL with 67 touchbacks on kickoffs, and made 26 of his 32 field goal attempts ... After two seasons with the team, ranked sixth in franchise annals with 52 career made field goals

2015 (w/ SD - 16/0)

Scored a rookie-leading 106 points, making 26 of 32 field goals (81.3 pct.) and 28 of 32 PATs (87.5 pct.) ... 106 points are tied for second in franchise history by a rookie ... He recorded a team-record 41 touchbacks on 73 kickoffs, second in the NFL, among rookies

COLLEGE (at Texas A&M, 2012-14)

- Converted 84.0 percent of field goal tries (21 of 25) to become most accurate kicker in school history
- Second-team All-SEC placekicker by the AP in 2014
- As a senior, connected on 97 percent of all his placekicks, going 12-of-14 and 53-of-53 on PATs
- Matched the school record of 10 PATs made in a single game by hitting 10-of-10 vs. Lamar in 2014

PERSONAL

- Born in Lansing, Mich.
- Originally attended Middleton (Wis.) High before attending Edison Academic Center (Brandenton, Fla.) to focus on soccer
- At the age of 14, Lambo was one of the United States' top young goalkeeping prospects and was invited to train with the U.S. National Team
- At 15, joined Everton FC of European soccer's Premier League as a trialist where he trained alongside long-time U.S. Soccer star Tim Howard
- In 2008, he was the No. 8 overall pick in Major League Soccer's (MLS) draft by FC Dallas
- Twitter handle is @JoshuaLambo2

REGULAR SEASON CAREER STATISTICS

YEAR	TEAM	GP	PAT	ATT	FG	FGA	PCT	LG	PTS
2015	SD	16	28	32	26	32	81.3	54	106
2016	SD	16	42	46	26	32	81.3	47	120
2017	JAX	6	10	11	13	14	92.9	56	49
NFL totals: 2 yrs.		38	80	89	65	78	83.3	56	275

CAREER HIGHS

GAME	SEASON
PATs made: 5 (9/18/16 vs. JAX)	42 (2016)
PAT attempts: 5 (twice, last: 11/6/16 vs. TEN)	46 (2016)
Field goals made: 4 (twice, last: 10/23/16 at ATL)	26 (2015 & 2016)
Field goal attempts: 4 (twice, last: 10/23/16 at ATL)	32 (2015 & 2016)
Longest field goal: 56 (11/5/17 vs. CIN)	56 (2017)
Points: 15 (10/23/16 at ATL)	120 (2016)

2017 GAME-BY-GAME STATISTICS

DATE	OPP	GP	PAT	ATT	FG	FGA	PCT	LG	PTS
09/10	at Houston				---				
09/17	vs. Tennessee				---				
09/24	vs. Baltimore				---				
10/01	at New York Jets				---				
10/08	at Pittsburgh				---				
10/15	vs. LA Rams				---				
10/22	at Indianapolis	1	3	3	2	2	100.0	42	9
BYE WEEK									
11/05	vs. Cincinnati	1	2	2	3	3	100.0	56	11
11/12	vs. LA Chargers	1	0	1	2	2	100.0	34	6
11/19	at Cleveland	1	1	1	2	3	66.7	39	7
11/26	at Arizona	1	3	3	1	1	100.0	43	6
12/03	vs. Indianapolis	1	1	1	3	3	100.0	39	10
12/10	vs. Seattle								
12/17	vs. Houston								
12/24	at San Francisco								
12/31	at Tennessee								
2017 totals:		6	10	11	13	14	92.9	56	49

2016 GAME-BY-GAME STATISTICS

DATE	OPP	GP	PAT	ATT	FG	FGA	PCT	LG	PTS
09/11	at Kansas City	1	3	3	2	3	66.7	29	9
09/18	vs. Jacksonville	1	5	5	1	1	100.0	25	8
09/25	at Indianapolis	1	1	2	3	3	100.0	42	10
10/02	vs. New Orleans	1	4	4	2	2	100.0	47	10
10/09	at Oakland	1	4	4	1	1	100.0	36	7
10/13	vs. Denver	1	1	1	4	4	100.0	37	13
10/23	at Atlanta	1	3	3	4	4	100.0	42	15
10/30	at Denver	1	1	2	0	1	0.0	--	1
11/06	vs. Tennessee	1	4	5	3	3	100.0	36	13
11/13	vs. Miami	1	3	3	1	1	100.0	45	6
BYE WEEK									
11/27	at Houston	1	3	3	0	1	0.0	--	3
12/04	vs. Tampa Bay	1	3	3	0	1	0.0	--	3
12/11	at Carolina	1	1	1	1	1	100.0	32	4
12/18	vs. Oakland	1	1	2	1	1	100.0	35	4
12/24	at Cleveland	1	2	2	1	3	33.3	43	5
01/01	vs. Kansas City	1	3	3	2	2	100.0	35	9
2016 totals:		16	42	46	26	32	81.3	45	120

2015 GAME-BY-GAME STATISTICS

DATE	OPP	GP	PAT	ATT	FG	FGA	PCT	LG	PTS
09/13	vs. Detroit	1	3	4	2	2	100.0	32	9
09/20	at Cincinnati	1	1	1	2	3	66.7	40	7
09/27	at Minnesota	1	2	2	0	0	--	--	2
10/04	vs. Cleveland	1	3	3	3	3	100.0	46	12
10/12	vs. Pittsburgh	1	2	2	2	3	66.7	54	8
10/18	at Green Bay	1	2	2	2	2	100.0	36	8
10/25	vs. Oakland	1	1	1	2	2	100.0	44	7
11/01	at Baltimore	1	2	3	2	2	100.0	49	8
11/09	vs. Chicago	1	1	2	2	2	100.0	31	7
BYE WEEK									
11/22	vs. Kansas City	1	0	0	1	1	100.0	52	3
11/29	at Jacksonville	1	7	7	1	1	100.0	28	10
12/06	vs. Denver	1	0	0	1	2	50.0	51	3
12/13	at Kansas City	1	0	0	1	2	50.0	30	3
12/20	vs. Miami	1	3	4	1	2	50.0	28	6
12/24	at Oakland	1	2	2	2	3	66.7	47	8
01/03	at Denver	1	2	2	2	2	100.0	50	8
2015 totals:		16	28	32	26	32	81.3	54	106

MARQISE LEE

11

MARQISE LEE

WIDE RECEIVER
6-0 196 LBS.

SOUTHERN CALIFORNIA
BORN NOVEMBER 25, 1991
INGLEWOOD, CALIFORNIA

ACQ: 2ND ROUND OF 2014 DRAFT (39TH)

EXP: 4TH YEAR



TRANSACTIONS

Originally drafted by Jacksonville in the second round (39th overall) of the 2014 draft

PRO (Games played/started - 51/27)

- Was first of two receivers selected by the Jaguars in the second round of 2014 draft
- Became 24th WR selected by the Jaguars in franchise history, the fifth-highest in team history
- Marked the seventh USC player drafted by the Jaguars in team history, the second-most among any colleges (Florida, 9)
- Became the seventh player in Jaguars history to return a kickoff for a TD and tied former RB **Maurice Jones-Drew** for longest kickoff return in team history

2017 (w/ JAX - 12/12)

- **9/10 at HOU:** Started at WR and returned one punt for seven yards
- **9/17 vs. TEN:** Started at WR and led the team with seven receptions for 76 yards (10.9 avg.) and also returned one punt for four yards
- **9/24 vs. BAL:** Started at WR and recorded four receptions for a team-high 65 yards (16.3 avg.) and returned two punts for two yards
- **10/1 at NYJ:** Started at WR and recorded two receptions for 18 yards
- **10/8 at PIT:** Recorded two receptions for a team-high 49 yards, including a long reception of 31 yards
- **10/15 vs. LAR:** Led the team with 83 receiving yards on five receptions and also recorded one rush for 17 yards
- **10/22 at IND:** Started at WR and recorded four receptions for 72 yards (18.0 avg.), including a long reception of 45 yards
- **11/5 vs. CIN:** Started at WR and led the team with eight receptions for 75 yards and one TD
- **11/12 vs. LAC:** Started at WR and recorded six receptions for 55 yards and one TD and also converted a two-point conversion
- **11/19 at CLE:** Led the team with five receptions for 45 yards, including a long reception of 16 yards
- **11/26 at ARI:** Started at WR and recorded one reception for 13 yards
- **12/3 vs. IND:** Led the team with seven receptions and a game-high 86 yards receiving and recorded one TD

2016 (w/ JAX - 16/6)

Set career highs with 63 receptions for 851 yards and three TDs ... The first player to record at least one passing TD, one receiving TD and one kickoff return for a TD in a single season since 1978 (BAL's **Joe Washington**)

- **9/11 vs. G.B.:** Made two catches for 22 yards
- **9/18 at S.D.:** Had five receptions for a career-high-tying 75 yards (15.0 rec. avg.)
- **9/25 vs. BAL:** Recorded five receptions for 44 yards (8.8 rec. avg.)
- **10/2 vs. IND:** Had four catches for 28 yards (7.0 rec. avg.)
- **10/16 at CHI:** Posted a team-high six receptions for 61 yards (10.2 rec. avg.) ... Returned one kickoff for 26 yards
- **10/23 vs. OAK:** Posted a team-high seven receptions for 107 yards with a long reception of 38 yards, all of which were career highs and the first game with 100+ yards ... Returned 4 kickoffs for 93 yards with a long return of 34 yards
- **10/27 at TEN:** Had one reception for 21 yards ... Returned two kickoffs for 45 yards
- **11/6 at K.C.:** Posted four receptions for a team-high 84 yards (21.0 rec. avg.) ... Returned three kickoffs for 87 yards (29.0 avg.), including a long of 45
- **11/13 vs. HOU:** Posted four receptions for 50 yards (12.5 rec. avg.)
- **11/20 at DET:** Had four catches for 52 yards (13.0 rec. avg.) and his first TD reception of the season ... Rushed once for six yards and posted a 42-yard kickoff return
- **11/27 at BUF:** Led the team with four receptions for 37 yards and a 20-yard TD reception ... Returned one kick for 36 yards
- **12/4 vs. DEN:** Started at WR and made three catches for 34 yards ... Rushed two times for 10 yards
- **12/11 vs. MIN:** Started at WR and posted five receptions for a career-high 113 yards (22.6 avg.) ... Returned three kicks for 66 yards (22.0 avg.)
- **12/18 at HOU:** Started at WR and returned two kickoffs for 133 yards, including a franchise-tying longest kickoff return with a 100-yard kickoff return TD ...
- **12/24 vs. TEN:** Started at WR and recorded three receptions for 37 yards and one touchdown ... Threw first career pass in the NFL, a 20-yard touchdown to QB **Blake Bortles** in the fourth quarter
- **1/1 at IND:** Started at WR and recorded six receptions for 86 yards (14.3 avg.)

2015 (w/ JAX - 10/1)

Played in 10 games during his second season with one start, totaling 15 receptions for 191 yards (12.7 rec. avg.) for one TD ... Added five rushes for 38 yards (7.6 rush avg.)

- **9/20 vs. MIA:** Had two receptions for 27 yards (13.5 avg.) in season debut ... Also rushed once for 12 yards
- **12/6 at TEN:** Had one reception for 17 yards in his first start of the season at WR ... Also recorded one rush for four yards
- **12/20 vs. ATL:** Had two receptions for 46 yards (23.0 avg.), including a season-long 30-yard reception in the fourth quarter
- **12/27 at N.O.:** Recorded three receptions for 26 yards (8.7 rec. avg.) and one TD ... Rushed once for nine yards (9.0 rush avg.)

2014 (w/ JAX - 13/8)

Appeared in 13 games as a rookie with eight starts and registered 37 receptions for 422 yards and one TD ... Missed three consecutive games with a hamstring injury

- **9/7 at PHI:** Started at WR in NFL debut and tied for the team lead with six catches for 62 yards with a long of 18 ... Joined WR **Allen Hurns** as first two rookie WRs to start in season-opener in franchise history
- **9/14 at WAS:** Started at WR and had two receptions for 11 yards ... Missed next three games with a hamstring injury
- **10/12 at TEN:** Returned to action after missing three games and finished with two receptions for 26 yards with a long of 16 yards
- **11/23 at IND:** Led the team with 52 yards on three receptions (17.3 avg.) with a career-long 37-yard catch in the fourth quarter
- **11/30 vs. NYG:** Started at WR and led team with six catches for 75 yards ... Scored on a 30-yard TD pass from QB **Blake Bortles** in the third quarter, his first career score
- **12/7 vs. HOU:** Started at WR and posted five receptions for 67 yards with a long of 31 yards, his third straight game with a 30-plus yard reception
- **12/18 vs. TEN:** Started at WR and led team with four catches for 65 yards including a 34-yard grab in the third quarter ... Marked fourth straight game with four or more receptions

COLLEGE (at Southern California, 2011-13)

- Three-year starter who declared for the NFL Draft following his junior season
- Career totals included 248 receptions for 3,655 yards (14.7 avg.) with 29 TDs
- Owns 24 school records and set five Pac-12 Conference marks
- Won the Biletnikoff Award as a sophomore as the nation's top receiver
- Ranked first in school history in receiving yards, second in receptions and fourth in receiving TDs
- Was a long jumper and sprinter on USC's track team
- Became the school's first Biletnikoff Award winner as a sophomore as well as unanimous All-American and All-Pac 12 Conference first-team choice
- Majored in sociology

PERSONAL

- Attended Serra High School in Gardena, Calif.
- Lettered in football, basketball and track
- Earned Parade All-American as a senior as well as Super Prep All-American, Under Armour All-American, ESPNU 150, Rivals 100 and Prep Star Dream Team
- Finished with 57 receptions for 1,409 yards (24.7 avg.) with 24 TDs in final season along with 45 tackles and three INTs
- Was a sprinter and jumper on the track team, boasting a national prep No. 3 best 24-8 long jump, plus career bests of 44-7 in the triple jump, 6-4 in the high jump, 10.74 in the 100 meters and 22.11 in the 200 meters
- Twitter handle is @TeamLee1



REGULAR SEASON CAREER STATISTICS

YEAR	TEAM	GP/GS	NO	YDS	AVG	LG	TD
2014	JAX	13/8	37	422	11.4	37	1
2015	JAX	10/1	15	191	12.7	30	1
2016	JAX	16/6	63	851	13.5	51	3
2017	JAX	12/12	51	637	12.5	45	3
NFL totals: 3 yrs.		51/27	166	2,101	12.7	51	8

Additional statistics: 15 rushes for 99 yards (6.6 rush avg.); 1-for-2 passing for 20 yards and one TD; 18 kickoff returns for 350 yards and one TD



CAREER HIGHS

	GAME	SEASON
Receptions:	8 (11/5/17 vs. CIN)	63 (2016)
Receiving yards:	113 (12/11/16 vs. BUF)	851 (2016)
Longest reception:	51 (11/6/16 at K.C.)	51 (2016)
Receiving touchdowns:	1 (eight times, last: 12/3/17 vs. IND)	3 (2016 & 2017)

MARQISE LEE



2017 GAME-BY-GAME STATISTICS

DATE	OPP	RECEIVING				
		RECS	YDS	AVG.	LG	TD
09/10	at Houston	0	0	0.0	-	0
09/17	vs. Tennessee	7	76	10.9	19	0
09/24	vs. Baltimore	4	65	16.3	35	0
10/01	at New York Jets	2	18	9.0	10	0
10/08	at Pittsburgh	2	49	24.5	31	0
10/15	vs. LA Rams	5	83	16.6	21	0
10/22	at Indianapolis	4	72	18.0	45	0
	BYE WEEK					
11/05	vs. Cincinnati	8	75	9.4	19	1
11/12	vs. LA Chargers	6	55	9.2	19	1
11/19	at Cleveland	5	45	9.0	16	0
11/26	at Arizona	1	13	13.0	13	0
12/03	vs. Indianapolis	7	86	12.3	22	1
12/10	vs. Seattle					
12/17	vs. Houston					
12/24	at San Francisco					
12/31	at Tennessee					
2017 totals:		51	637	12.5	45	3

Additional Statistics: One rush for 17 yards, 0-for-1 passing

DATE	GAME	PUNT RETURNS				
		NO.	YDS	AVG.	LG	TD
09/10	at Houston	1	7	7.0	7	0
09/17	vs. Tennessee	1	4	4.0	4	0
09/24	vs. Baltimore	2	2	1.0	1	0
10/01	at New York Jets	1	0	0.0	-	0
10/08	at Pittsburgh	0	0	0.0	-	0
10/15	vs. LA Rams	0	0	0.0	-	0
10/22	at Indianapolis	0	0	0.0	-	0
	BYE WEEK					
11/05	vs. Cincinnati	0	0	0.0	-	0
11/12	vs. LA Chargers	0	0	0.0	-	0
11/19	at Cleveland	0	0	0.0	-	0
11/26	at Arizona	0	0	0.0	-	0
12/03	vs. Indianapolis	0	0	0.0	-	0
12/10	vs. Seattle					
12/17	vs. Houston					
12/24	at San Francisco					
12/31	at Tennessee					
2017 totals:		5	13	2.6	7	0



2016 GAME-BY-GAME STATISTICS

DATE	OPP	RECEIVING				
		RECS	YDS	AVG.	LG	TD
09/11	vs. Green Bay	2	22	11.0	12	0
09/18	at San Diego	5	75	15.0	22	0
09/25	vs. Baltimore	5	44	8.8	20	0
10/02	vs. Indianapolis	4	28	7.0	13	0
	BYE WEEK					
10/16	at Chicago	6	61	10.2	14	0
10/23	vs. Oakland	7	107	15.3	38	0
10/27	at Tennessee	1	21	21.0	21	0
11/06	at Kansas City	4	84	21.0	51	0
11/13	vs. Houston	4	50	12.5	18	0
11/20	at Detroit	4	52	13.0	29	1
11/27	at Buffalo	4	37	9.3	20t	1
12/04	vs. Denver	3	34	11.3	17	0
12/11	vs. Minnesota	5	113	22.6	39	0
12/18	at Houston	0	0	0.0	-	0
12/24	vs. Tennessee	3	37	12.3	21t	1
01/01	at Indianapolis	6	86	14.3	22	0
2016 totals:		63	851	13.5	51	3

DATE	GAME	KICK RETURNS				
		NO.	YDS	AVG.	LG	TD
09/11	vs. Green Bay	0	0	0.0	-	0
09/18	at San Diego	0	0	0.0	-	0
09/25	vs. Baltimore	0	0	0.0	-	0
10/02	vs. Indianapolis	0	0	0.0	-	0
	BYE WEEK					
10/16	at Chicago	1	26	26.0	26	0
10/23	vs. Oakland	4	93	23.3	34	0
10/27	at Tennessee	2	45	22.5	25	0
11/06	at Kansas City	3	87	29.0	45	0
11/13	vs. Houston	1	17	17.0	17	0
11/20	at Detroit	1	42	42.0	42	0
11/27	at Buffalo	1	36	36.0	36	0
12/04	vs. Denver	0	0	0.0	-	0
12/11	vs. Minnesota	3	66	22.0	25	0
12/18	at Houston	2	133	66.5	100t	1
12/24	vs. Tennessee	0	0	0.0	-	0
01/01	at Indianapolis	0	0	0.0	-	0
2016 totals:		18	545	30.3	100t	1

Additional statistics: three rushes for 23 yards (7.7 rush avg.); and one completion for 20 yards and one TD (on 12/24 vs. TEN)



2015 GAME-BY-GAME STATISTICS

DATE	GAME	RECS	YDS	AVG.	LG	TD
09/13	vs. Carolina			ina		
09/20	vs. Miami	2	27	13.5	18	0
09/27	at New England	1	13	13.0	13	0
10/04	at Indianapolis			ina		
10/11	at Tampa Bay			ina		
10/18	vs. Houston			ina		
10/25	vs. Buffalo			ina		
11/01	BYE WEEK					
11/08	at N.Y. Jets			ina		
11/15	at Baltimore	1	8	8.0	8	0
11/19	vs. Tennessee	0	0	0.0	-	0
11/29	vs. San Diego	1	3	3.0	3	0
12/06	at Tennessee	1	17	17.0	17	0
12/13	vs. Indianapolis	1	21	21.0	21	0
12/20	vs. Atlanta	2	46	23.0	30	0
12/27	at New Orleans	3	26	8.7	18	1
01/03	at Houston	3	30	10.0	14	0
2015 totals:		15	191	12.7	30	1

Additional statistics: Five rushes for 38 yards (7.6 avg.)

MARQISE LEE



2014 GAME-BY-GAME STATISTICS

DATE	GAME	RECS	YDS	AVG.	LG	TD
09/07	at Philadelphia	6	62	10.3	18	0
09/14	at Washington	2	11	5.5	8	0
09/21	vs. Indianapolis			ina		
09/28	at San Diego			ina		
10/05	vs. Pittsburgh			ina		
10/12	at Tennessee	2	26	13.0	16	0
10/19	vs. Cleveland	1	20	20.0	20	0
10/26	vs. Miami	1	9	9.0	9	0
11/02	at Cincinnati	0	0	0.0	-	0
11/09	vs. Dallas	1	13	13.0	13	0
	BYE WEEK					
11/23	at Indianapolis	3	52	17.3	37	0
11/30	vs. N.Y. Giants	6	75	12.5	30	1
12/07	vs. Houston	5	67	13.4	31	0
12/14	at Baltimore	4	14	3.5	13	0
12/18	vs. Tennessee	4	65	16.3	34	0
12/28	at Houston	2	8	4.0	4	0
2014 totals:		37	422	11.4	37	1

Additional statistics: Three rushes for nine yards (3.0 avg.)

MARCEDES LEWIS

89 MARCEDES LEWIS



TIGHT END

6-6 267 LBS.


UCLA

BORN MAY 19, 1984

LONG BEACH, CALIFORNIA

ACQ: 1ST ROUND OF 2006 DRAFT (28TH)

EXP: 12TH YEAR



TRANSACTIONS

Originally drafted by Jacksonville in the first round (28th overall) of the 2006 draft ... Placed on injured reserve on 11/21/16

PRO (Games played/started - 166/152, 2/2)

- 12th-year pro has spent his entire career with Jacksonville
- Became Jaguars first Pro Bowl tight end after he earned honors in 2010
- One of three Jaguars to record 4,000+ career receiving yards, joining **Jimmy Smith** (12,287) and **Kennan McCardell** (6,393)
- Former 2006 first-round pick ranks third in Jaguars history in career receiving yards and receiving TDs and fourth in receptions
- Owns team record for receptions, career TDs, receiving yards and receptions of 25-plus yards by a TE
- Became the third player in franchise history to start at least 150 games

2017 (w/ JAX - 12/12)

Selected as an offensive captain by his teammates for the 2017 season

- **9/10 at HOU:** Started at TE
- **9/17 vs. TEN:** Started at TE
- **9/24 vs. BAL:** Started at TE and recorded four receptions for 62 yards and three TDs, which is a career-high single game performance ... Joins WR **Allen Robinson** and former WR **Jimmy Smith** as the only players in franchise history to catch at least three TD passes in a single game
- **10/1 at NYJ:** Started at TE
- **10/8 at PIT:** Started at TE and recorded one reception for 14 yards
- **10/15 vs. LAR:** Started at TE
- **10/22 at IND:** Started at TE and recorded two receptions for 29 yards and one TD
- **11/5 vs. CIN:** Started at TE and recorded three receptions for 49 yards
- **11/12 vs. LAC:** Started at TE and recorded two receptions for 29 yards
- **11/19 at CLE:** Started at TE and recorded two receptions for 26 yards and one TD ... Became the third Jaguar in franchise history to start at least 150 games
- **11/26 at ARI:** Started at TE and recorded one reception for 10 yards
- **12/3 vs. IND:** Started at TE and recorded four receptions for 46 yards and scored on a two-point conversion following **Leonard Fournette's** TD

2016 (w/ JAX - 10/10)

Began his 11th season with the Jaguars, the second-longest career with the team in franchise history ... Placed on injured reserve on 11/21/16

- **9/11 vs. G.B.:** Made two catches for 48 yards, including a 37-yard screen pass
- **9/18 at S.D.:** Posted two receptions for 17 yards, including a 4-yard TD reception
- **9/25 vs. BAL:** Had three receptions for 20 yards (6.7 rec. avg.)
- **10/2 vs. IND:** Exited the game with a hip injury after a 12-yard reception in the second quarter
- **10/16 at CHI:** Started at TE
- **10/23 vs. OAK:** Played in 150th career game, starting at TE, and recorded one reception for 11 yards
- **10/27 at TEN:** Had four receptions for 23 yards (5.8 rec. avg.)
- **11/6 at K.C.:** Had two catches for 23 yards (11.5 rec. avg.)
- **11/13 vs. HOU:** Posted three catches for -1 yards
- **11/20 at DET:** Started at TE and posted two receptions for 16 yards

2015 (w/ JAX - 16/16)

Started and played in all 16 games in his 10th season and totaled 16 receptions for 226 yards (14.1 rec. avg.)

- **10/4 at IND:** Had five receptions for 40 yards (8.0 rec. avg.)
- **11/29 vs. S.D.:** Made one reception for 24 yards (24.0 rec. avg.)
- **12/6 at TEN:** Started at TE, playing in his 140th career game and tallied one reception for seven yards (7.0 rec. avg.)
- **1/3 at HOU:** Had one reception for a season-long 45 yards

2014 (w/ JAX - 8/8)

Played and started in eight games ... Suffered a high ankle sprain in Week 2 and was placed on injured reserve/designated to return on Sept. 16 ... Finished with 18 catches for 206 yards and two TDs

- **9/7 at PHI:** Started at TE in season-opener and tied for the team-lead with six receptions for 35 yards
- **9/14 at WAS:** Registered a career-long 63-yard TD reception from QB **Chad Henne** in the second quarter ... Finished with two catches for 71 yards ... Left the game in the third quarter with a high ankle sprain ... Was placed on injured reserve/designated to return on Sept. 16

- **12/7 vs. HOU:** Hauled in a 35-yard reception in the fourth quarter and led team with 69 yards on three receptions
- **12/14 at BAL:** Had 22 yards on two receptions with a long of 17 yards
- **12/18 vs. TEN:** Made a four-yard TD reception in the second quarter

2013 (w/ JAX - 11/11)

Played in 11 games with 11 starts and produced 25 catches for 359 yards and four TDs ... Missed five of the first six games with a calf injury suffered in the preseason ... Had a TD reception in four straight games which tied a franchise record ... Was inactive for first three games and made season debut on **9/29 vs. IND** but strained his calf on the third play from scrimmage and did not return

- **11/17 vs. ARI:** Started his 100th career game at TE and totaled 23 yards on three catches
- **12/1 at CLE:** Finished with three catches for 26 yards including an 8-yard TD reception from RB **Maurice Jones-Drew** in the second quarter
- **12/5 vs. HOU:** Scored on a one-yard pass from QB **Chad Henne** on the opening drive of the game ... Added a season-long 41-yard reception in the first quarter
- **12/15 vs. BUF:** Led team with 54 yards on four catches with one TD ... Hooked up with Henne for a 13-yard TD in the fourth quarter, his third straight game with a TD reception
- **12/22 vs. TEN:** Tied a franchise-record with a receiving TD in four straight games, hooking up with Henne for a four-yard score in the first quarter ... Finished with four catches for 50 yards with a long of 30 yards
- **12/29 at IND:** Finished season with 70 yards on three catches including a 36-yard reception in the fourth quarter

2012 (w/ JAX - 16/15)

Played in all 16 games for the fourth time in his career ... Ranked third on the club with 52 receptions for 540 yards and four TDs, the second-highest receiving totals of his career

- **9/9 at MIN:** Opened season with five receptions for 52 yards and a TD ... Scored on a one-yard pass from QB **Blaine Gabbert** in the second quarter
- **9/30 vs. CIN:** Had three catches for 32 yards and scored on a two-yard pass from Gabbert in the second quarter
- **10/28 at GB:** Played in his 100th career game and recorded two receptions for 21 yards
- **11/18 at HOU:** Had a 13-yard TD pass from QB **Chad Henne** in the first quarter and a one-yard TD grab in the third quarter ... Finished with 40 yards on three receptions ... Marked his third career game with multiple TD receptions
- **12/2 at BUF:** Had a season-high 68 yards on four receptions
- **12/30 at TEN:** Concluded season with a career-high 103 yards on seven receptions ... Joined **Kyle Brady** and **Pete Mitchell** as only TEs in franchise history to eclipse 100 receiving yards and it marked the fourth time overall

2011 (w/ JAX - 15/15)

Started 15 games at TE ... Team captain ... Led team with 460 receiving yards on 39 receptions (11.8 avg.) ... One of five tight ends (**Jason Witten**, Dallas; **Owen Daniels**, Houston; **Jimmy Graham**, New Orleans; **Dustin Keller**, New York Jets) to lead team in receiving yards

- **9/11 vs. TEN:** Had two receptions for 28 yards in season-opener and left game early with a calf injury
- **11/20 at CLE:** Established career-high with seven receptions for 64 yards ... Became sixth player in team history with 200 career receptions and only second TE to accomplish the feat (**Kyle Brady**, 241)
- **12/11 vs. TB:** Registered a career-high 77 receiving yards on two receptions ... Had a then-career-long 62-yard reception in the second quarter from QB **Blaine Gabbert**

2010 (w/ JAX - 16/16)

Earned first Pro Bowl honors after career-best 58 receptions for 700 yards and 10 TDs ... The 10 TDs tied a single-season franchise record ... Was voted backup for Pro Bowl but became starter after **Antonio Gates** withdrew ... Receptions and yards were second-best ever by a Jaguars TE ... Finished second on team and ninth among NFL TEs in receptions, and his 12.1-yard average and 10 TDs were tops among TEs ... Started all 16 games for second time in career and was only Jaguar to make multiple receptions in every game ... Ranked second on club with 88 passes thrown his way and 37 receptions resulting in first downs ... Named to Peter King's CNN/ESPN NFL All-Pro Team ... Blocked for a rushing attack that ranked third in the NFL (149.7)

- **9/12 vs. DEN:** Scored on both catches, from 21 and 10 yards to lead win
- **9/19 at SD:** Had season-high 70 receiving yards
- **10/3 vs. IND:** Caught 15-yard TD pass on
- **10/10 at BUF:** Followed with 2 TDs on, breaking team single-season record for TEs with fifth TD
- **10/31 at DAL:** Turned in third multiple-TD game of season including season-long 42-yarder ... Nine-yard TD catch was 14th of career, breaking team TE record held by **Kyle Brady** (13)
- **11/21 vs. CLE:** Made five receptions for 66 yards and eighth TD of season
- **1/2 at HOU:** Scored 10th TD in finale to tie team single season record for TD receptions held by Reggie Williams

2009 (w/ JAX - 15/15)

Started 15 games at TE and produced then career-high 518 yards on 32 receptions for two touchdowns ... Led team with 16.2 average per reception, the highest average per reception among NFL tight ends ... Sustained a head injury in week 16 and was inactive for the season-finale

MARCEDES LEWIS

- **9/20 vs. ARI:** Posted three receptions for 62 yards with a 25-yard TD reception
- **10/4 vs. TEN:** Had four receptions for then career-high 76 yards and became only third TE (**Pete Mitchell**, **Kyle Brady**) to surpass 100 career receptions ... Recorded a 33-yard TD pass from QB **David Garrard**
- **11/15 at NYJ:** Registered 58 yards on two receptions including a 33-yard reception on the game-winning drive in the fourth quarter
- **12/6 vs. HOU:** Hooked up with Garrard for a career-long 47-yard reception in the first quarter

2008 (w/ JAX - 16/15)

Played in all 16 games for the second consecutive season and made 15 starts ... Finished with 41 receptions for 489 yards and two TDs ... Became first Jaguars TE since **Kyle Brady** (43, 2002) to have 40-plus receptions in a season and had the most receiving yards by a tight end since 2000 (**Brady**, 729) ... Had four-plus receptions in five games and finished with a reception of 19-plus yards in eight of the last 12 games ... Selected to USA Today All-Joe Team, which goes to players and coaches who have overachieved and are often overlooked

- **10/5 vs. PIT:** Scored first TD of the season on a 24-yard pass from David Garrard
- **10/12 at DEN:** Registered second straight game with a TD with 30-yard reception for the game-winning score

2007 (w/ JAX - 16/16, 2/2)

Started a career-high 16 games and both playoff games ... Finished with 37 receptions for 391 yards and two TDs ... Only player to start all 16 games ... Helped pave the way for the Jaguars to rank second in the NFL with 2,391 rushing yards (149.4 avg.), the second-most in team history

- **9/23 at DEN:** Led team with three receptions for 44 yards
- **11/18 vs. SD:** Scored first TD of the season on pass from David Garrard
- **12/2 at IND:** Had five receptions including a two-yard TD pass
- **1/5 at PIT:** Started at TE in AFC Wild Card game and totaled two receptions for 16 yards in first career postseason game
- **1/12 at NE:** Led team with 74 receiving yards on four receptions in AFC Divisional game

2006 (w/ JAX - 15/3)

Played in 15 games with three starts ... Totaled 13 receptions for 126 yards and one TD ... Missed final three preseason games after suffering ankle injury in preseason opener

- **10/8 vs. NYJ:** Made first career start
- **11/26 at BUF:** Scored first career TD on one-yard pass from QB **David Garrard**

COLLEGE (at UCLA, 2002-05)

- Winner of 2005 Mackey Award, given to nation's top TE
- Started 32 of 49 games in four seasons
- Set school record for TEs with career totals of 126 receptions for 1,571 yards and 21 TDs
- Unanimous All-America and All-Pac 10 selection as a senior, finishing with 59 receptions for 741 yards and 10 TDs
- Majored in history

PERSONAL

- Attended Poly (Long Beach, Calif.) High
- Played QB as a freshman before moving to TE for final three seasons
- Had 44 receptions for 710 yards and seven sacks at DE as a senior
- Established the Mercedes Lewis Foundation in 2009 to support youth by awarding scholarships to those that wouldn't be able to participate in sports without financial assistance ... The ultimate goal is to send a child from Long Beach to college on a full scholarship on an annual basis
- Twitter handle is @MercedesLewis89

REGULAR SEASON CAREER STATISTICS

YEAR	TEAM	GP/GS	NO	YDS	AVG	LG	TD
2006	JAX	15/3	13	126	9.7	31	1
2007	JAX	16/16	37	391	10.6	25	2
2008	JAX	16/15	41	489	11.9	30t	2
2009	JAX	15/15	32	518	16.2	47	2
2010	JAX	16/16	58	700	12.1	42t	10*
2011	JAX	15/15	39	460*	11.8	62	0
2012	JAX	16/15	52	540	10.4	26	4
2013	JAX	11/11	25	359	14.4	41	4
2014	JAX	8/8	18	206	11.4	63t	2
2015	JAX	16/16	16	226	14.1	45	0
2016	JAX	10/10	20	169	8.5	37	1
2017	JAX	12/12	19	265	13.9	37	5
NFL totals:	12 yrs.	166/152	370	4,449	12.0	63t	33

* team leader

POSTSEASON CAREER STATISTICS

YEAR	TEAM	GP/GS	NO	YDS	AVG	LG	TD
2007	JAX	2/2	6	90	15.0	34	0
NFL totals:	11 yrs.	2/2	6	90	15.0	34	0

CAREER HIGHS

	GAME	SEASON
Receptions:	7 (two times, last: 12/30/12 at TEN)	58 (2010)
Receiving yards:	103 (12/30/12 at TEN)	700 (2010)
Longest reception:	63 (9/14/14 at WAS)	63 (2014)
Receiving touchdowns:	3 (9/24/17 vs. BAL)	10 (2010)

2017 GAME-BY-GAME STATISTICS

DATE	OPP	RECs	YDS	AVG.	LG	TD
09/10	at Houston	0	0	0.0	-	0
09/17	vs. Tennessee	0	0	0.0	-	0
09/24	vs. Baltimore	4	62	15.5	30t	3
10/01	at New York Jets	0	0	0.0	-	0
10/08	at Pittsburgh	1	14	14.0	14	0
10/15	vs. LA Rams	0	0	0.0	-	0
10/22	at Indianapolis	2	29	14.5	24	1
	BYE WEEK					
11/05	vs. Cincinnati	3	49	16.3	37	0
11/12	vs. LA Chargers	2	29	14.5	21	0
11/19	at Cleveland	2	26	13.0	16	1
11/26	at Arizona	1	10	10.0	10	0
12/03	vs. Indianapolis	4	46	11.5	16	0
12/10	vs. Seattle					
12/17	vs. Houston					
12/24	at San Francisco					
12/31	at Tennessee					
2017 totals:		19	265	13.9	37	5

2016 GAME-BY-GAME STATISTICS

DATE	OPP	RECs	YDS	AVG.	LG	TD
09/11	vs. Green Bay	2	48	24.0	37	0
09/18	at San Diego	2	17	8.5	13	1
09/25	vs. Baltimore	3	20	6.7	7	0
10/02	vs. Indianapolis	1	12	12.0	12	0
	BYE WEEK					
10/16	at Chicago	0	0	0.0	-	0
10/23	vs. Oakland	1	11	11.0	11	0
10/27	at Tennessee	4	23	5.8	9	0
11/06	at Kansas City	2	23	11.5	17	0
11/13	vs. Houston	3	-1	-0.3	3	0
11/20	at Detroit	2	16	9.0	15	0
11/27	at Buffalo					
12/04	vs. Denver					
12/11	vs. Minnesota					
12/18	at Houston					
12/24	vs. Tennessee					
01/01	at Indianapolis					
2016 totals:		18	153	8.5	37	1

MARCEDES LEWIS



2015 GAME-BY-GAME STATISTICS

DATE	GAME	RECs	YDS	AVG.	LG	TD
09/13	vs. Carolina	0	0	0.0	-	0
09/20	vs. Miami	0	0	0.0	-	0
09/27	at New England	0	0	0.0	-	0
10/04	at Indianapolis	5	40	8.0	13	0
10/11	at Tampa Bay	0	0	0.0	-	0
10/18	vs. Houston	1	8	8.0	8	0
10/25	vs. Buffalo	2	13	6.5	9	0
11/01	BYE WEEK					
11/08	at N.Y. Jets	1	27	27.0	27	0
11/15	at Baltimore	1	9	9.0	9	0
11/19	vs. Tennessee	0	0	0.0	-	0
11/29	vs. San Diego	1	24	24.0	24	0
12/06	at Tennessee	1	7	7.0	7	0
12/13	vs. Indianapolis	1	14	14.0	14	0
12/20	vs. Atlanta	1	26	26.0	26	0
12/27	at New Orleans	1	13	13.0	13	0
01/03	at Houston	1	45	45.0	45	0
2015 totals:		16	226	14.1	45	0



2014 GAME-BY-GAME STATISTICS

DATE	GAME	RECs	YDS	AVG.	LG	TD
09/07	at Philadelphia	6	35	5.8	11	0
09/14	at Washington	2	71	35.5	63t	1
09/21	vs. Indianapolis			IR		
09/28	at San Diego			IR		
10/05	vs. Pittsburgh			IR		
10/12	at Tennessee			IR		
10/19	vs. Cleveland			IR		
10/26	vs. Miami			IR		
11/02	at Cincinnati			IR		
11/09	vs. Dallas			IR		
	BYE WEEK					
11/23	at Indianapolis	1	-5	-5.0	-5	0
11/30	vs. N.Y. Giants	2	8	4.0	5	0
12/07	vs. Houston	3	69	23.0	35	0
12/14	at Baltimore	2	22	11.0	17	0
12/28	vs. Tennessee	2	6	3.0	4t	1
12/28	at Houston	0	0	0.0	-	0
2014 totals:		18	206	11.4	63t	2



2013 GAME-BY-GAME STATISTICS

DATE	GAME	RECs	YDS	AVG.	LG	TD
09/08	vs. Kansas City			ina		
09/15	at Oakland			ina		
09/22	at Seattle			ina		
09/29	vs. Indianapolis	0	0	0.0	-	0
10/06	at St. Louis			ina		
10/13	at Denver			ina		
10/20	vs. San Diego	1	31	31.0	31	0
10/27	vs. San Francisco	1	6	6.0	6	0
	BYE WEEK					
11/10	at Tennessee	3	39	13.0	27	0
11/17	vs. Arizona	3	23	7.7	9	0
11/24	at Houston	1	18	18.0	18	0
12/01	at Cleveland	3	26	8.7	14	1
12/05	vs. Houston	2	42	21.0	41	1
12/15	vs. Buffalo	4	54	13.5	25	1
12/22	vs. Tennessee	4	50	12.5	30	1
12/29	at Indianapolis	3	70	23.3	36	0
2013 totals:		25	359	14.4	41	4



2012 GAME-BY-GAME STATISTICS

DATE	GAME	RECs	YDS	AVG.	LG	TD
09/09	at Minnesota	5	52	10.4	18	1
09/16	vs. Houston	0	0	0.0	-	0
09/23	at Indianapolis	1	8	8.0	8	0
09/30	vs. Cincinnati	3	32	10.7	23	1
10/07	vs. Chicago	5	24	4.8	14	0
	BYE WEEK					
10/21	at Oakland	2	20	6.7	9	0
10/28	at Green Bay	2	21	10.5	16	0
11/04	vs. Detroit	4	41	10.3	20	0
11/08	vs. Indianapolis	3	36	12.0	17	0
11/18	at Houston	3	40	13.3	26	2
11/25	vs. Tennessee	4	56	14.0	23	0
12/02	at Buffalo	4	68	17.0	24	0
12/09	vs. N.Y. Jets	1	4	4.0	4	0
12/16	at Miami	3	8	2.7	9	0
12/23	vs. New England	4	27	6.8	9	0
12/30	at Tennessee	7	103	14.7	25	0
2012 totals:		52	540	10.4	26	4



2011 GAME-BY-GAME STATISTICS

DATE	GAME	RECs	YDS	AVG.	LG	TD
09/11	vs. Tennessee	2	28	14.0	20	0
09/18	at N.Y. Jets			ina		
09/25	at Carolina	2	15	7.5	9	0
10/02	vs. New Orleans	3	35	12.7	18	0
10/09	vs. Cincinnati	1	6	6.0	6	0
10/16	at Pittsburgh	2	29	14.5	21	0
10/24	vs. Baltimore	1	13	13.0	13	0
10/30	at Houston	4	45	11.3	21	0
	BYE WEEK					
11/13	at Indianapolis	1	-4	-4.0	-4	0
11/20	at Cleveland	7	64	9.1	18	0
11/27	vs. Houston	4	47	11.8	25	0
12/05	vs. San Diego	3	27	9.0	12	0
12/11	vs. Tampa Bay	2	77	38.5	62	0
12/15	at Atlanta	3	30	10.0	22	0
12/24	at Tennessee	1	12	12.0	12	0
01/01	vs. Indianapolis	3	33	11.0	16	0
2011 totals:		39	460	11.8	62	0



2010 GAME-BY-GAME STATISTICS

DATE	GAME	RECs	YDS	AVG.	LG	TD
09/12	vs. Denver	2	31	15.5	21t	2
09/19	at San Diego	5	70	14.0	26	0
09/26	vs. Philadelphia	3	15	5.0	7	0
10/03	vs. Indianapolis	2	22	11.0	15t	1
10/10	at Buffalo	4	54	13.5	27t	2
10/18	vs. Tennessee	4	39	9.8	15	0
10/24	at Kansas City	3	44	14.7	26	0
10/31	at Dallas	2	51	25.5	42t	2
	BYE WEEK					
11/14	vs. Houston	5	53	10.6	18	0
11/21	vs. Cleveland	5	66	13.2	17	1
11/28	at N.Y. Giants	3	36	12.0	16	0
12/05	at Tennessee	3	36	12.0	20	0
12/12	vs. Oakland	4	57	14.3	20	1
12/19	at Indianapolis	6	63	10.5	25	0
12/26	vs. Washington	3	37	12.3	26	0
01/02	at Houston	4	26	6.5	11	1
2010 totals:		58	700	12.1	42	10

MARCEDES LEWIS

2009 GAME-BY-GAME STATISTICS						
DATE	GAME	RECs	YDS	AVG.	LG	TD
09/13	at Indianapolis	3	23	7.7	19	0
09/20	vs. Arizona	3	62	20.7	25t	1
09/27	at Houston	1	18	18.0	18	0
10/04	vs. Tennessee	4	76	19.0	33t	1
10/11	at Seattle	3	13	4.3	7	0
10/18	vs. St. Louis	1	5	5.0	5	0
	BYE WEEK					
11/01	at Tennessee	1	20	20.0	20	0
11/08	vs. Kansas City	1	3	3.0	3	0
11/15	at N.Y. Jets	2	58	29.0	33	0
11/22	vs. Buffalo	3	70	23.3	35	0
11/29	at San Francisco	3	40	13.3	22	0
12/06	vs. Houston	1	47	47.0	47	0
12/13	vs. Miami	2	30	15.0	16	0
12/17	vs. Indianapolis	4	53	13.3	25	0
12/27	at New England	0	0	0.0	-	0
01/03	at Cleveland			ina		
2009 totals:		32	518	16.2	47	2

2008 GAME-BY-GAME STATISTICS						
DATE	GAME	RECs	YDS	AVG.	LG	TD
09/07	at Tennessee	3	29	9.7	15	0
09/14	vs. Buffalo	1	13	13.0	13	0
09/21	at Indianapolis	2	21	10.5	12	0
09/28	vs. Houston	0	0	0.0	-	0
10/05	vs. Pittsburgh	1	24	24.0	24t	1
10/12	at Denver	3	64	21.3	30t	1
	BYE WEEK					
10/26	vs. Cleveland	3	34	11.3	14	0
11/02	at Cincinnati	4	38	9.5	21	0
11/09	at Detroit	4	64	16.0	29	0
11/16	vs. Tennessee	1	19	19.0	19	0
11/23	vs. Minnesota	4	41	10.3	21	0
12/01	at Houston	2	37	18.5	20	0
12/07	at Chicago	4	43	10.8	27	0
12/14	vs. Green Bay	2	7	3.5	5	0
12/28	vs. Indianapolis	6	55	9.2	14	0
12/28	at Baltimore	1	0	0.0	-	0
2008 totals:		41	489	11.9	30	2

2007 GAME-BY-GAME STATISTICS						
DATE	GAME	RECs	YDS	AVG.	LG	TD
09/09	vs. Tennessee	4	35	8.8	15	0
09/16	vs. Atlanta	2	39	19.5	25	0
09/23	at Denver	3	44	14.7	18	0
	BYE WEEK					
10/07	at Kansas City	3	13	4.3	6	0
10/14	vs. Houston	2	30	15.0	16	0
10/22	vs. Indianapolis	2	13	6.5	8	0
10/28	at Tampa Bay	0	0	0.0	0	0
11/04	at New Orleans	4	46	11.5	21	0
11/11	at Tennessee	1	8	8.0	8	0
11/18	vs. San Diego	1	1	1.0	1t	1
11/25	vs. Buffalo	5	57	11.4	24	0
12/02	at Indianapolis	5	42	8.4	13	1
12/09	vs. Carolina	3	25	8.3	13	0
12/16	at Pittsburgh	2	38	19.0	20	0
12/23	vs. Oakland	0	0	0.0	-	0
12/30	at Houston	0	0	0.0	-	0
2007 totals:		37	391	10.6	25	2

2006 GAME-BY-GAME STATISTICS						
DATE	GAME	RECs	YDS	AVG.	LG	TD
09/10	vs. Dallas			ina		
09/18	vs. Pittsburgh	0	0	0.0	-	0
09/24	at Indianapolis	0	0	0.0	-	0
10/01	at Washington	2	40	20.0	31	0
10/08	vs. N.Y. Jets	0	0	0.0	-	0
	BYE WEEK					
10/22	at Houston	0	0	0.0	-	0
10/29	at Philadelphia	0	0	0.0	-	0
11/05	vs. Tennessee	2	11	5.5	6	0
11/12	vs. Houston	1	6	6.0	6	0
11/20	vs. N.Y. Giants	1	9	9.0	9	0
11/26	at Buffalo	1	1	1.0	1t	1
12/03	at Miami	0	0	0.0	0	0
12/10	vs. Indianapolis	1	19	19.0	19	0
12/17	at Tennessee	3	27	9.0	14	0
12/24	vs. New England	0	0	0.0	-	0
12/31	at Kansas City	2	13	9.7	31	1
2006 totals:		13	126	9.7	31	1

BRANDON LINDER

65 BRANDON LINDER

OFFENSIVE LINEMAN

6-6 315 LBS.


MIAMI (FLA.)

BORN JANUARY 25, 1992

SOUTHWEST RANCHES, FLORIDA

ACQ: 3RD ROUND OF 2014 DRAFT (93RD)

EXP: 4TH YEAR



- Four-year starter and started 42 games (37 at RG, 2 at LT, 3 at C)
- Finished career with 35 TD-resulting blocks and 275 key blocks/knockdowns
- As a senior, named team's Most Valuable Player after leading team with 90 percent grade for blocking consistency, 11 TD-resulting blocks and 84 knockdowns
- Majored in health education

PERSONAL

- Attended St. Thomas Aquinas High School in Ft. Lauderdale, Fla.
- Named U.S. Army All-American and was rated the third-best center in the country by Rivals.com
- Helped team compile a 28-1 record during his final two seasons and captured the Class 5A state title as a junior
- Twitter handle is @BrandonLinder65

TRANSACTIONS

Originally drafted in the third round (93rd overall) of the 2014 draft ... Placed on injured reserve on 10/5/15

PRO (Games played/started - 41/41)

- Switched from RG to C prior to the 2016 season
- First player from the University of Miami ever drafted by the Jaguars
- Became 24th offensive lineman drafted by the Jaguars in franchise history

2017 (w/ JAX - 9/9)

Selected as an offensive captain by his teammates for the 2017 season

- **9/10 at HOU:** Started at C and helped pave the way for the team to rush for 155 yards ... Did not allow a sack
- **9/17 vs. TEN:** Started at C
- **9/24 vs. BAL:** Started at C and helped the team rush for 166 yards and did not allow a sack
- **10/1 at NYJ:** Started at C and helped the team rush for 175 yards
- **10/8 at PIT:** Inactive
- **10/15 vs LAR:** Inactive
- **10/22 at IND:** Inactive
- **11/5 vs. CIN:** Started at RG in place of injured **A.J. Cann** and helped the team rush for 149 yards ... Part of unit that allowed zero sacks for the third time this season
- **11/12 vs. LAC:** Started at C and helped the team rush for 135 yards
- **11/19 at CLE:** Started at C and helped the team rush for 139 yards
- **11/26 at ARI:** Started at C
- **12/3 vs. IND:** Started at C

2016 (w/ JAX - 14/14)

Part of an offensive line that allowed its fewest sacks since 2007 (34)

- **9/11 vs. G.B.:** Made his first career start at C in team's season opener
- **9/18 at S.D.:** Started at C
- **9/25 vs. BAL:** Inactive (knee)
- **10/2 vs. IND:** Started at C, helping the team rush for 136 yards
- **10/16 at CHI:** Started at C
- **10/23 vs. OAK:** Started at C
- **10/27 at TEN:** Started at C
- **11/6 at K.C.:** Started at C, helping the team rush for a season-high 205 yards
- **11/13 vs. HOU:** Started at C
- **11/20 at DET:** Started at C and was part of an offensive line that did not allow a sack
- **11/27 at BUF:** Started at C
- **12/4 vs. DEN:** Started at C and helped the team rush for 154 yards
- **12/11 vs. MIN:** Inactive (ankle)
- **12/18 at HOU:** Started at C
- **12/24 vs. TEN:** Started at C
- **1/1 at IND:** Started at C, only to play seven snaps, before leaving the game with a concussion and not returning

2015 (w/ JAX - 3/3)

Placed on season-ending IR because of surgery to repair a labral tear in his left shoulder after injury suffered in Week 3

- **9/13 vs. CAR:** Started at RG to kick off his second season with the Jaguars
- **9/20 vs. MIA:** Helped the Jaguars rush for 123 yards and did not allow a sack

2014 (w/ JAX - 15/15)

Started 15 games at RG as a rookie ...Part of OL that helped club finish sixth in the NFL in average per rush (4.5)

- **9/7 at PHI:** Started at RG in his NFL debut, one of three Jaguars rookies to start on opening day (WR **Marqise Lee**, WR **Allen Hurns**)
- **10/19 vs. CLE:** Helped pave the way for an offense that rushed for a season-high 185 yards on 35 carries and 176 yards on **10/26 vs. MIA**, the first time since 2010 the club eclipsed 150-plus rushing yards in back-to-back games
- **12/28 at HOU:** Started at RG and was part of OL that helped team produce 121 yards on 14 carries (8.6 avg.)

COLLEGE (at Miami (Fla.), 2010-13)

LERENTEE MCCRAY

55 LERENTEE MCCRAY

LINEBACKER
6-3 249 LBS
FLORIDA
BORN AUGUST 26, 1990
OCALA, FLORIDA
ACQ: UFA (BUFFALO) 2017
EXP: 5TH YEAR



TRANSACTIONS

Originally signed with Denver as an undrafted rookie on 4/27/13 ... Signed with Green Bay as an unrestricted free agent on 4/18/16 ... Traded by Green Bay to Buffalo for a 2018 draft pick on 8/30/16 ... Signed by Jacksonville as an unrestricted free agent on 3/10/17

PRO (Games played/started - 46/0, 4/0)

- Career totals include 31 tackles (16 solo), 1.5 sacks and two forced fumbles in four years with stops in Denver, Green Bay and Buffalo
- Captured a Super Bowl championship in 2015 with Denver

2017 (w/ JAX - 9/0)

- **9/10 at HOU:** Saw action at LB and recorded three tackles (one solo), 1.5 sacks and one tackle for a loss
- **9/17 vs. TEN:** Saw action at LB
- **9/24 vs. BAL:** Inactive
- **10/1 at NYJ:** Inactive
- **10/8 at PIT:** Inactive
- **10/15 vs LAR:** Saw action on special teams
- **10/22 at IND:** Saw action at LB and on special teams
- **11/5 vs. CIN:** Recorded a solo special teams tackle and one pass defended
- **11/12 vs. LAC:** Assisted on one special teams tackle
- **11/19 at CLE:** Recorded two special teams tackles (one solo) and saw action at LB
- **11/26 at ARI:** Recorded one solo special teams tackle
- **12/3 vs. IND:** Assisted on one special teams tackle

2016 (w/ BUF, 13/0)

- Totaled 10 tackles (four solo), one forced fumble and five special teams tackles
- **10/9 at L.A.:** Posted one solo tackle and one forced fumble
 - **10/30 vs. N.E.:** Tallied a season-high four tackles, in addition to one special teams tackle

2015 (w/ DEN, 11/0)

- Tallied 13 tackles (seven solo), and saw action in all three postseason games, including Super Bowl 50
- **11/8 at IND:** Recorded a season-high four stops (two solo)

2014 (w/ DEN, 16/16, 2/2)

Posted six tackles (four solo), one forced fumble and one pass defended during his rookie season

2013 (w/ DEN - IR)

Spent the season on injured reserve with an ankle injury

COLLEGE (at Florida, 2008-12)

- Appeared in 40 games with 25 starts and totaled 65 (40 solo), including 12.5 tackles for loss and 4.5 sacks
- Helped the Gators to the 2008 SEC Championship

PERSONAL

- Attended Dunnellon (Fla.) High School, where he played WR and LB and totaled 118 tackles and 9.0 sacks during his senior season
- Can be found on Twitter on @Liiive_55

REGULAR SEASON CAREER STATISTICS

DATE	TEAM	GP/GS	TKL	SOLO	ASST	TFL	SACKS	ST	FF	FR	INT	PD
2013	DEN											
IR												
2014	DEN	13/0	6	4	2	0	1.0	0	1	0	0	1
2015	DEN	11/0	13	7	6	1	0.5	2	0	0	0	0
2016	BUF	13/0	10	4	6	0	0.0	5	1	0	0	0
2017	JAX	9/0	3	1	2	1	1.5	6	0	0	0	1
NFL totals:		5 yrs. 46/0	32	16	16	2	3.0	13	2	0	0	2

POSTSEASON CAREER STATISTICS

DATE	TEAM	GP/GS	TKL	SOLO	ASST	TFL	SACKS	ST	FF	FR	INT	PD
2014	DEN	1/0	2	1	1	0	0.0	0	0	0	0	0
2015	DEN	3/0	0	0	0	0	0.0	0	0	0	0	0
NFL totals:		4 yrs. 4/0	2	1	1	0	0.0	0	0	0	0	0

CAREER HIGHS

	GAME	SEASON
Tackles:	6 (10/11/15 vs. T.B.)	18 (2015)
Tackles for loss:	1 (11/15/15 at BAL)	1 (2015)
Passes defended:	1 (twice, last: 11/5/17 vs. CIN)	1 (2015, '17)
Special teams tackles:	2 (twice; last: 11/19/17 at CLE)	6 (2017)

2017 GAME-BY-GAME STATISTICS

DATE	OPP	TKL	SOLO	ASST	TFL	SACKS	ST	FF	FR	INT	PD	
09/10	at Houston	3	1	2	1	1.5	0	0	0	0	0	
09/17	vs. Tennessee	0	0	0	0	0.0	0	0	0	0	0	
09/24	vs. Baltimore					Inactive						
10/01	at New York Jets					Inactive						
10/08	at Pittsburgh					Inactive						
10/15	vs. LA Rams	0	0	0	0	0.0	0	0	0	0	0	
10/22	at Indianapolis	0	0	0	0	0.0	0	0	0	0	0	
BYE WEEK												
11/05	vs. Cincinnati	0	0	0	0	0.0	1	0	0	0	1	
11/12	vs. LA Chargers	0	0	0	0	0.0	1	0	0	0	0	
11/19	at Cleveland	0	0	0	0	0.0	2	0	0	0	0	
11/26	at Arizona	0	0	0	0	0.0	1	0	0	0	0	
12/03	vs. Indianapolis	0	0	0	0	0.0	1	0	0	0	0	
12/10	vs. Seattle											
12/17	vs. Houston											
12/24	at San Francisco											
12/31	at Tennessee											
2017 totals:		3	1	2	1	1.5	6	0	0	0	1	

2016 GAME-BY-GAME STATISTICS

DATE	OPP	TKL	SOLO	ASST	TFL	SACKS	ST	FF	FR	INT	PD
09/11	at Baltimore	2	1	1	0	0.0	0	0	0	0	0
09/15	vs. New York Jets	0	0	0	0	0.0	1	0	0	0	0
09/25	vs. Arizona	0	0	0	0	0.0	0	0	0	0	0
10/02	at New England	0	0	0	0	0.0	0	0	0	0	0
10/09	at Los Angeles	1	1	0	0	0.0	0	1	0	0	0
10/16	vs. San Francisco	1	0	1	0	0.0	0	0	0	0	0
10/23	at Miami	2	1	1	0	0.0	1	0	0	0	0
10/30	vs. New England	4	1	3	0	0.0	1	0	0	0	0
11/07	at Seattle	0	0	0	0	0.0	0	0	0	0	0
11/14	BYE WEEK										
11/20	at Cincinnati	0	0	0	0	0.0	0	0	0	0	0
11/27	vs. Jacksonville	0	0	0	0	0.0	0	0	0	0	0
12/04	at Oakland	0	0	0	0	0.0	1	0	0	0	0
12/11	vs. Pittsburgh					ina					
12/18	vs. Cleveland					ina					
12/24	vs. Miami					ina					
01/01	at New York Jets	0	0	0	0	0.0	1	0	0	0	0
2016 totals:		10	4	6	0	0.0	5	1	0	0	0

LERENTEE McCRAY



2015 GAME-BY-GAME STATISTICS

DATE	OPP	TKL	SOLO	ASST	TFL	SACKS	ST	FF	FR	INT	PD
09/13	vs. Baltimore				ina						
09/17	at Kansas City				ina						
09/27	at Detroit	2	1	1	0	0.0	0	0	0	0	0
10/04	vs. Minnesota				ina						
10/11	at Oakland				ina						
10/18	at Cleveland	3	2	1	0	0.5	0	0	0	0	0
10/25	BYE WEEK										
11/01	vs. Green Bay	3	1	2	1	0.0	0	0	0	0	0
11/08	at Indianapolis	4	2	2	0	0.0	0	0	0	0	0
11/15	vs. Kansas City	0	0	0	0	0.0	1	0	0	0	0
11/22	at Chicago	0	0	0	0	0.0	0	0	0	0	0
11/29	vs. New England	0	0	0	0	0.0	0	0	0	0	0
12/06	at San Diego	1	1	0	0	0.0	1	0	0	0	0
12/13	vs. Oakland	0	0	0	0	0.0	0	0	0	0	0
12/20	at Pittsburgh				ina						
12/28	vs. Cincinnati	0	0	0	0	0.0	0	0	0	0	0
01/03	vs. San Diego	0	0	0	0	0.0	0	0	0	0	0
2015 totals:		13	7	6	1	0.5	2	0	0	0	0
01/17	vs. Pittsburgh	0	0	0	0	0.0	0	0	0	0	0
01/24	vs. New England	0	0	0	0	0.0	0	0	0	0	0
02/07	vs. Carolina	0	0	0	0	0.0	0	0	0	0	0
Postseason totals:		0	0	0	0	0.0	0	0	0	0	0



2014 GAME-BY-GAME STATISTICS

DATE	OPP	TKL	SOLO	ASST	TFL	SACKS	ST	FF	FR	INT	PD
09/07	vs. Indianapolis	1	1	0	0	0.0	0	0	0	0	0
09/14	vs. Kansas City	0	0	0	0	0.0	0	0	0	0	0
09/21	at Seattle				ina						
09/28	BYE WEEK										
10/05	vs. Arizona				ina						
10/12	at New York Jets				ina						
10/19	vs. San Francisco	2	1	1	0	0.0	0	0	0	0	0
10/23	vs. San Diego	0	0	0	0	0.0	0	0	0	0	0
11/02	at New England	0	0	0	0	0.0	0	0	0	0	0
11/09	at Oakland	0	0	0	0	0.0	0	0	0	0	0
11/16	at St. Louis	0	0	0	0	0.0	0	0	0	0	0
11/23	vs. Miami	0	0	0	0	0.0	0	0	0	0	0
11/30	at Kansas City	0	0	0	0	0.0	0	0	0	0	0
12/07	vs. Buffalo	0	0	0	0	0.0	0	0	0	0	1
12/14	at San Diego	0	0	0	0	0.0	0	0	0	0	0
12/22	at Cincinnati	1	1	0	0	0.0	0	0	0	0	0
12/28	vs. Oakland	2	1	1	0	1.0	0	1	0	0	0
2014 totals:		6	4	2	0	1.0	0	1	0	0	0
01/11	vs. Indianapolis	2	1	1	0	0.0	0	0	0	0	0
Postseason totals:		2	1	1	0	0.0	0	0	0	0	0

JAYDON MICKENS

[85]

JAYDON MICKENS

WIDE RECEIVER

5-11 170 LBS

WASHINGTON

BORN APRIL 21, 1994

LOS ANGELES, CALIFORNIA

ACQ: FREE AGENT 2017

EXP: 1ST YEAR



TRANSACTIONS

Originally signed with Oakland as an undrafted free agent on 5/13/16 ... Waived on 9/3/16 ... Signed to the practice squad by Oakland on 9/4/16 ... Waived by Oakland on 9/4/17 ... Signed to the practice squad by Jacksonville on 9/19/17 ... Promoted to the active roster on 10/21/17

PRO (Games played/started - 6/0)

Spent the 2016 season on Oakland's practice squad ... Started the 2017 season on Jacksonville's practice squad before being promoted to the active roster prior to Week 7

2017 (w/ JAX - 6/0)

- **10/22 at IND:** Saw action at WR and on special teams in his NFL debut
- **11/5 vs. CIN:** Returned three punts for 82 yards, including a 63-yard return for a TD
- **11/12 vs. LAC:** Recorded one reception for 11 yards and returned seven punts for 30 yards
- **11/19 at CLE:** Returned four punts for 38 yards and saw action at WR
- **11/26 at ARI:** Returned one punt for 14 yards
- **12/3 vs. IND:** Saw action on special teams

COLLEGE (at Washington, 2012-15)

- Appeared in 53 career games (35 starts) and totaled 203 receptions for 2,187 yards and 12 TDs
- Finished career second in school history in receptions and fifth in receiving yards
- For his career, returned 19 kickoffs for 408 yards (21.5 avg.)

PERSONAL

- Attended Dorsey High School (Los Angeles) and earned first-team All-City as a running back in 2011 and helped lead the Dons to an 11-2 overall record and a trip to the semifinals of the CIF Los Angeles Section Division I playoffs
- Named to the Tacoma News-Tribune's "Western 100" listing of the top 100 recruits in the western U.S.
- Also a sprinter and long jumper in high school

REGULAR SEASON CAREER STATISTICS

YEAR	TEAM	GP/GS	RECs	YDS	AVG.	LG	TD
2017	JAX	6/0	1	11	11.0	11	0
NFL totals: 1 yr.		6/0	1	11	11.0	11	0

2017 GAME-BY-GAME STATISTICS

DATE	OPP	RECs	YDS	AVG.	LG	TD
09/10	at Houston			ps		
09/17	vs. Tennessee			ps		
09/24	vs. Baltimore			ps		
10/01	at New York Jets			ps		
10/08	at Pittsburgh			ps		
10/15	vs. LA Rams			ps		
10/22	at Indianapolis	0	0	0.0	-	0
	BYE WEEK					
11/05	vs. Cincinnati	0	0	0.0	-	0
11/12	vs. LA Chargers	1	11	11.0	11	0
11/19	at Cleveland	0	0	0.0	-	0
11/26	at Arizona	0	0	0.0	-	0
12/03	vs. Indianapolis	0	0	0.0	-	0
12/10	vs. Seattle					
12/17	vs. Houston					
12/24	at San Francisco					
12/31	at Tennessee					
2017 totals:		1	11	11.0	11	0

PUNT RETURNS

DATE	GAME	NO.	YDS	AVG.	LG	TD
09/10	at Houston			ps		
09/17	vs. Tennessee			ps		
09/24	vs. Baltimore			ps		
10/01	at New York Jets			ps		
10/08	at Pittsburgh			ps		
10/15	vs. LA Rams			ps		
10/22	at Indianapolis	0	0	0.0	-	0
	BYE WEEK					
11/05	vs. Cincinnati	3	82	27.3	63t	1
11/12	vs. LA Chargers	7	30	4.3	14	0
11/19	at Cleveland	4	38	9.5	11	0
11/26	at Arizona	1	14	14.0	14	0
12/03	vs. Indianapolis	0	0	0.0	-	0
12/10	vs. Seattle					
12/17	vs. Houston					
12/24	at San Francisco					
12/31	at Tennessee					
2017 totals:		15	164	10.9	63t	1

JALEN MYRICK

31

JALEN MYRICK

CORNERBACK

5-11 200 LBS

MINNESOTA

BORN FEBRUARY 27, 1995

BLOOMINGDALE, GEORGIA

ACQ: SEVENTH ROUND OF 2017 DRAFT (222TH)

EXP: ROOKIE



TRANSACTIONS

Drafted by Jacksonville in the seventh round (222nd overall) of the 2017 draft

PRO (Games played/started - 2/0)

2017 (w/ JAX - 2/0)

- **9/10 at HOU:** Inactive
- **9/17 vs. TEN:** Inactive
- **9/24 vs. BAL:** Inactive
- **10/1 at NYJ:** Inactive
- **10/8 at PIT:** Made his NFL debut and saw action on special teams
- **10/15 vs. LAR:** Inactive
- **10/22 at IND:** Inactive
- **11/5 vs. CIN:** Saw action at CB after **Jalen Ramsey's** dismissal and on special teams
- **11/12 vs. LAC:** Inactive
- **11/19 at CLE:** Inactive
- **11/26 at ARI:** Inactive
- **12/3 vs. IND:** Inactive

COLLEGE (at Minnesota, 2013-16)

2016 (Senior)

Started all 13 games and recorded 41 tackles, 11 pass breakups and one INT ... Also returned 13 kickoffs for 287 yards and nine punts for 44 yards

- **9/1 vs. Oregon State:** Recorded five tackles, one tackle for loss and one pass breakup ... Also returned three kicks for 84 yards, including 56 yards on the opening kickoff
- **10/1 at Penn State:** Registered six tackles
- **10/22 vs. Rutgers:** Recorded four tackles and made one INT
- **11/5 vs. Purdue:** Tallied three tackles and broke up two passes
- **12/27 vs. Washington State:** Tallied three tackles and broke up three passes

2015 (Junior)

Played in 10 games, starting seven ... Missed three games due to injury ... Made 27 tackles (18 solo), including 3.5 behind the line of scrimmage ... Tallied the second-most INTs (three) and returned one for a TD ... Recorded three pass breakups ... Returned 12 kickoffs for 257 yards (21.4 avg.) ... Named All-Big Ten Honorable Mention by the conference coaches

- **9/12 at Colorado State:** Registered four tackles, one INT, one pass breakup and returned three kickoffs for 71 yards
- **9/26 vs. Ohio:** Totaled six tackles, including 1.0 tackle for loss and one pass breakup
- **10/10 at Purdue:** Tallied two INTs, one of which was returned 27 yards for a TD, and added a tackle for loss
- **10/17 vs. Nebraska:** Registered five tackles with 1.0 tackle for loss and added two kickoff returns

2014 (Sophomore)

Played in all 13 games, starting once ... Ranked second in the Big Ten with a 28.2-yard kick return average ... Returned 18 kicks for 508 yards ... Recorded 21 tackles, one INT for a TD and one forced fumble

- **9/6 vs. Middle Tennessee State:** Made one tackle, broke up one pass and returned an INT for 31 yards for his first career TD
- **9/13 at TCU:** Registered eight tackles
- **10/11 vs. Northwestern:** Returned a kick 100 yards for a TD ... Named Big Ten Special Teams Player of the Week and National Kick Return of the Week by College Football Performance Award

2013 (Freshman)

Played in the final 11 games of the season, mostly on special teams ... Recorded four tackles

High School

- Attended Savannah Christian Prep
- Led team to an 8-4 record in 2012 after going a perfect 11-0 record as a junior in 2011
- Made 50 tackles and recorded six pass breakups and two INTs as a senior
- Had 25 tackles as a junior with 14 pass breakups and two INTs, returning one for a TD

- Scored 14 offensive TDs as a senior and 16 as a junior
- Earned a two-star ranking from Rivals.com and Scout.com

PERSONAL

- Son of Glynn and Rhonda Myrick

REGULAR SEASON CAREER STATISTICS

YEAR	TEAM	GP/GS	TKL	SOLO	ASST	SACKS	FF	FR	PD	INT
2017	JAX	2/0	0	0	0	0.0	0	0	0	0
NFL totals: 1 yr.		2/0	0	0	0	0.0	0	0	0	0

2017 GAME-BY-GAME STATISTICS

DATE	OPP	TKL	SOLO	ASST	ST	SACKS	FF	FR	PD	INT
09/10	at Houston									
09/17	vs. Tennessee									
09/24	vs. Baltimore									
10/01	at New York Jets									
10/08	at Pittsburgh	0	0	0	0	0.0	0	0	0	0
10/15	vs. LA Rams									
10/22	at Indianapolis									
BYE WEEK										
11/05	vs. Cincinnati	0	0	0	0	0.0	0	0	0	0
11/12	vs. LA Chargers									
11/19	at Cleveland									
11/26	at Arizona									
12/03	vs. Indianapolis									
12/10	vs. Seattle									
12/17	vs. Houston									
12/24	at San Francisco									
12/31	at Tennessee									
2017 totals:		0	0	0	0	0.0	0	0	0	0

YANNICK NGAKOUÉ

91 YANNICK NGAKOUÉ

DEFENSIVE END
6-2 246 LBS.
MARYLAND
BORN MARCH 31, 1995
BOWIE, MARYLAND
ACQ: 3RD ROUND OF 2016 DRAFT (69TH)
EXP: 2ND YEAR



TRANSACTIONS

Originally drafted by Jacksonville in the third round (69th overall) of the 2016 NFL Draft

PRO (Games played/started - 28/27)

- Made his NFL debut in team's season opener in 2016
- Owns the franchise rookie record for sacks in a single season (8.0)
- Of his 18.0 career sacks, 10 have been strip-sacks
- His 18.0 sacks in 27 career games are the most by a Jaguars player in franchise history
- Leads the league with six forced fumbles

2017 (w/ JAX - 12/12)

- **9/10 at HOU:** Started at DE and recorded four tackles (three solo), two strip-sacks and one fumble recovery
- **9/17 vs. TEN:** Assisted on one tackle
- **9/24 vs. BAL:** Started at DE and recorded two solo tackles and one tackle for a loss
- **10/1 at NYJ:** Started at DE and recorded two solo tackles, two sacks, one tackle for a loss and one forced fumble
- **10/8 at PIT:** Started at DE and assisted on one tackle
- **10/15 vs. LAR:** Started at DE and recorded one solo tackle and two quarterback hits
- **10/22 at IND:** Started at DE and recorded four tackles (three solo), 2.5 sacks, three tackles for a loss and seven quarterback hits
- **11/5 vs. CIN:** Started at DE and recorded two solo tackles and one tackle for a loss
- **11/12 vs. LAC:** Recorded three quarterback hits
- **11/19 at CLE:** Started at DE and recorded three tackles (two solo) and 2.5 sacks, two of which were strip-sacks
- **11/26 at ARI:** Started at DE and recorded two solo tackles, a strip-sack and one tackle for a loss ... His league-leading sixth forced fumble was returned for a touchdown by **Calais Campbell**
- **12/3 vs. IND:** Started at DE and recorded two solo tackles

2016 (w/ JAX - 16/15)

One of two Jaguars rookies (**Jeremy Mincey**) to post 8.0-plus sacks, four-plus forced fumbles and at least one INT in a single season ... Finished second in the NFL behind S.D.'s **Joey Bosa** with 8.0 sacks by a rookie ... Joins K.C.'s **Tamba Hali** (2006), BAL's **Terrell Suggs** (2003), CAR's **Julius Peppers** (2002) and S.F.'s **Charles Haley** (1986) as the only rookies to post 8.0-plus tackles, four-plus forced fumbles and at least one INT in their rookie season

- **9/11 vs. G.B.:** Made two tackles (one solo) in NFL and Jaguars debut
- **9/18 at S.D.:** Made his first career start at LEO and made three tackles (two solo), including his first career sack-fumble in the second quarter
- **9/25 vs. BAL:** Registered his second consecutive game with a sack-fumble ... One of three players to register a sack and a forced fumble in consecutive games this season, joining BUF's **Lorenzo Alexander** and WAS' **Trent Murphy**
- **10/2 vs. IND:** Registered four tackles, including 1.0 sack, as well as his first career interception and third career forced fumble ... Only NFL player this season to register a sack, forced fumble and an interception in the same game
- **10/16 at CHI:** Started at LEO and made 1.0 sack, becoming the first rookie in team history to register a sack in four consecutive games ... Fourth player in Jaguars history to register a sack in four consecutive games (**Tony Brackens**, **Rob Meier** and **Gary Walker**)
- **10/23 vs. OAK:** Started at LEO and totaled two solo tackles
- **10/27 at TEN:** Started at LEO and recorded a QB hit
- **11/6 at K.C.:** Started at LEO and made one solo tackle and three QB hits
- **11/13 vs. HOU:** Started at LEO, making one solo tackle and one pass defended
- **11/20 at DET:** Started at LEO and tallied one solo tackle, a five-yard sack of QB **Matthew Stafford**
- **11/27 at BUF:** Started at LEO and picked up his sixth sack of the season, along with two tackles (one solo)
- **12/4 vs. DEN:** Started at LEO and exited the game with an ankle injury
- **12/11 vs. MIN:** Started at LEO and made one solo tackle and registered a forced fumble
- **12/18 at HOU:** Started at LEO and made one solo tackle
- **12/24 vs. TEN:** Started at LEO and registered 1.0 sack, with seventh sack tying team record for a rookie

- **1/1 at IND:** Started at LEO and registered two solo tackles, 1.0 sack and one tackle for a loss ... His eighth sack of the season to break rookie record held by Tony Brackens (7 in 1996)

COLLEGE (at Maryland, 2013-15)

- As a senior, selected First Team All-Big Ten by coaches and media
- Set Maryland's single-season sack record (13.5), breaking a record set by Mark Duda (1982) and Bruce Palmer (1978)
- Ranked second nationally in sacks per game
- Appeared in all 13 games as a true freshman

PERSONAL

- Son of Marlene Chantelly
- Honor roll student
- Worked as a volunteer with the homeless and helped mentor children
- Majored in African American studies
- Attended Friendship Collegiate Academy (Washington, D.C.)
- Named a first team Parade All-America and the 2012 D.C. Gatorade Player of the Year
- Rated a four-star recruit by Rivals, No. 11 OLB

REGULAR SEASON CAREER STATISTICS

YEAR	TEAM	GP/GS	TKL	SOLO	ASST	SACKS	FF	FR	PD	TFL
2016	JAX	16/15	23	20	3	8.0*	4	0	2	6
2017	JAX	12/12	24	19	5	10.0	6	1	0	7
NFL totals: 2 yr.		28/27	47	39	8	18.0	10	1	2	13

*Team rookie record

CAREER HIGHS

	GAME	SEASON
Tackles:	4 (three times; last 10/22/17 at IND)	23 (2016)
Sacks:	2.5 (twice; last: 11/19/17 at CLE)	10.0 (2017)
Forced fumbles:	2 (twice; last: 11/19/17 at CLE)	6 (2017)
Fumble recoveries:	1 (9/10/17 at HOU)	1 (2017)
Tackles for loss:	3 (10/22/17 at IND)	7 (2017)

2017 GAME-BY-GAME STATISTICS

DATE	OPP	TKL	SOLO	ASST	ST	SACKS	FF	FR	PD	TFL
09/10	at Houston	4	3	1	0	2.0	2	1	0	0
09/17	vs. Tennessee	1	0	1	0	0.0	0	0	0	0
09/24	vs. Baltimore	2	2	0	0	0.0	0	0	0	1
10/01	at New York Jets	2	2	0	0	2.0	1	0	0	1
10/08	at Pittsburgh	1	0	1	0	0.0	0	0	0	0
10/15	vs. LA Rams	1	1	0	0	0.0	0	0	0	0
10/22	at Indianapolis	4	3	1	0	2.5	0	0	0	3
BYE WEEK										
11/05	vs. Cincinnati	2	2	0	0	0.0	0	0	0	1
11/12	vs. LA Chargers	0	0	0	0	0.0	0	0	0	0
11/19	at Cleveland	3	2	1	0	2.5	2	0	0	0
11/26	at Arizona	2	2	0	0	1.0	1	0	0	1
12/03	vs. Indianapolis	2	2	0	0	0.0	0	0	0	0
12/10	vs. Seattle									
12/17	vs. Houston									
12/24	at San Francisco									
12/31	at Tennessee									
2017 totals:		24	19	5	0	10.0	6	1	0	7

YANNICK NGAKOUE



2016 GAME-BY-GAME STATISTICS

DATE	OPP	TKL	SOLO	ASST	ST	SACKS	FF	FR	PD	TFL
09/11	vs. Green Bay	2	1	1	0	0.0	0	0	0	0
09/18	at San Diego	3	2	1	0	1.0	1	0	0	0
09/25	vs. Baltimore	1	1	0	0	1.0	1	0	0	0
10/02	vs. Indianapolis	4	4	0	0	1.0	1	0	1	1
BYE WEEK										
10/16	at Chicago	1	1	0	0	1.0	0	0	0	1
10/23	vs. Oakland	2	2	0	0	0.0	0	0	0	0
10/27	at Tennessee	0	0	0	0	0.0	0	0	0	0
11/06	at Kansas City	1	1	0	0	0.0	0	0	0	0
11/13	vs. Houston	1	1	0	0	0.0	0	0	1	0
11/20	at Detroit	1	1	0	0	1.0	0	0	0	1
11/27	at Buffalo	2	1	1	0	1.0	0	0	0	1
12/04	vs. Denver	0	0	0	0	0.0	0	0	0	0
12/11	vs. Minnesota	1	1	0	0	0.0	1	0	0	0
12/18	at Houston	1	1	0	0	0.0	0	0	0	0
12/24	vs. Tennessee	1	1	0	0	1.0	0	0	0	1
31/01	at Indianapolis	2	2	0	0	1.0	0	0	0	1
2016 totals:		23	20	3	0	8.0	4	0	2	6

Additional statistics: One interception on 10/2 vs. IND, seven-yard return

BRAD NORTMAN

3

BRAD NORTMAN

PUNTER

6-2 214 LBS.

WISCONSIN

BORN SEPTEMBER 12, 1989

BROOKFIELD, WISCONSIN

ACQ: UFA (CAROLINA) 2016

EXP: 6TH YEAR



TRANSACTIONS

Originally selected by Carolina in the sixth round (207th overall) of the 2012 NFL Draft ... Signed as an unrestricted free agent by Jacksonville on 3/10/15

PRO (Games played/started - 92/0, 6/0)

- Sixth-year punter has played in Carolina and Jacksonville
- Played in six postseason games, including Super Bowl 50

2017 (w/ JAX - 12/0)

- **9/10 at HOU:** Punted four times for 187 yards (46.8 avg.) with a net average of 36.5 yards and a long punt of 61 yards
- **9/17 vs. TEN:** Punted five times for 246 yards (49.2 avg.) with a long punt of 59 yards
- **9/24 vs. BAL:** Punted three times for 150 yards (50.0 avg.) with a long punt of 60 yards
- **10/1 at NYJ:** Punted eight times for 361 yards (45.1 avg.) with a long punt of 61 yards and five punts inside the 20-yard line
- **10/8 at PIT:** Punted five times for 190 yards and landed three punts inside the 20-yard line
- **10/15 vs LAR:** Punted seven times for 274 yards with two punts landing inside the 20-yard line, a long punt of 53 yards and had one punt blocked
- **10/22 at IND:** Punted two times for 107 yards, including a long punt of 61 yards
- **11/5 vs. CIN:** Punted two times for 94 yards, including season-long punt of 62 yards
- **11/12 vs. LAC:** Punted nine times for 431 yards (47.9 avg) and had three punts inside the 20-yard line and a long punt of 61 yards
- **11/19 at CLE:** Punted nine times for 354 yards, landing two punts inside the 20-yard line and had a long punt of 54 yards
- **11/26 at ARI:** Punted eight times for 396 yards, landing one punt inside the 20-yard line and had a long punt of 60 yards
- **12/3 vs. IND:** Punted two times for 76 yards and landed two punts inside the 20-yard line ... Also completed one pass for 29 yards to TE James O'Shaughnessy on a fake punt

2016 (w/ JAX - 16/0)

- **9/11 vs. G.B.:** Made Jaguars debut and punted twice for 125 yards (62.5 net avg.) and downed both inside the 5-yard line ... His 67-yard punt is the seventh-longest in franchise history
- **9/18 at S.D.:** Punted four times for 179 yards (44.8 avg.), including downing two punts inside the 20
- **9/25 vs. BAL:** Punted six times for 249 yards (41.5 avg.), including two punts downed inside the 20
- **10/2 vs. IND:** Punted five times for 269 yards (53.8 avg.), including a career-long 78-yard punt in the fourth quarter, the second-longest punt in Jaguars franchise history (Bryan Barker, 83) and longest in the NFL this season ... Had one punt downed inside the 20
- **10/16 at CHI:** Punted five times for 275 yards (55.0 avg.), including a 52.2 net avg. ... Downed two punts inside the 20, including his 100th career punt inside the 20
- **10/23 vs. OAK:** Punted five times for 239 yards (47.8 avg.) including a long punt of 56 yards
- **10/27 at TEN:** Punted six times for 275 yards (45.8 avg.) and downed one punt inside the 20
- **11/6 at K.C.:** Punted four times for 167 yards (41.8 avg.) and downed one punt inside the 20 ... Tallied one special teams tackle
- **11/13 vs. HOU:** Punted three times for 115 yards
- **11/20 at DET:** Punted six times for 245 yards (40.8 avg.) and downed a career-high four punts inside the 20
- **11/27 at BUF:** Punted six times for 273 yards (45.5 avg., 31.7 net avg.), including two punts downed inside the 20 and a long of 61
- **12/4 vs. DEN:** Punted eight times for 369 yards (46.1 avg., 41.1 net avg.), including a career-high-tying four downed inside the 20 and long of 65
- **12/11 vs. MIN:** Punted four times for 163 yards (40.8 avg., 38.5 net avg.), including one downed inside the 20
- **12/18 at HOU:** Punted six times for 315 yards (52.5 avg., 46.2 net avg.) including a long punt of 67 yards

- **12/24 vs. TEN:** Punted three times for 143 yards (47.7 avg., 48.3 net avg.)
- **1/1 at IND:** Punted four times for 188 yards (47.0 avg., 42.0 net avg.), landing three inside the 20-yard line

2015 (w/ CAR - 16/0, 3/0)

Played in all 16 games, including three playoff contests ... Season totals include 70 punts for 3,175 yards (45.4 avg.), including a 39.8 net average ... Downed 20 punts inside the 20

- **9/20 vs. HOU:** Punted five times for 377 yards for a season-best 53.9 average
- **11/15 at TEN:** Punted four times for a season-high 47.3 net average
- **02/07 vs. DEN:** Punted seven times for 315 yards (45.0 avg.) in Super Bowl 50

2014 (w/ CAR - 16/0, 2/0)

Played in all 16 games, including two postseason games ... Generated a gross average of 44.9 yards and net average of 36.5 yards with a career-high 26 punts inside the 20, five touchbacks, two blocks and a long of 72 yards on 72 punts ... Served as holder on extra points and field goals

- **10/19 at G.B.:** Compiled a season-high 53.9-yard gross average, the second highest of his career, on a season-high seven punts
- **11/16 vs. ATL:** Equaled second-longest punt in team history and matched career long with a 72-yard boot ... Produced a season-high 48.3-yard net average
- **1/3 vs. ARI:** Tied team record for the most punts inside the 20 in a postseason game with three

2013 (w/ CAR - 16/0, 1/0)

Played in all 16 games, including one playoff contest ... Set Carolina records with a gross average of 47.8 yards, which ranked second in the NFC and fourth in the NFL, and net average of 41.6 yards, which ranked fourth in the NFC and fifth in the NFL ... Punted 70 times with a career-high 25 inside the 20, five touchbacks and a career long of 72 yards

- **11/24 at MIA:** Established a Carolina single-game record with a 56.7-yard gross average on seven punts ... Uncorked a career-long 72-yard punt, matching the second-longest punt in team history
- **12/22 vs. N.O.:** Generated a season-high net average of 47.0 yards on a season-high eight punts with two inside the 20 ... Pinned the Saints at their 2-yard line and 3-yard line
- Named NFC Special Teams Player of the Month for December, compiling a 48.1 gross average and 44.0-yard net average with eight inside the 20 and had at least one punt longer than 50 yards in all five games

2012 (w/ CAR - 16/0)

Recorded a gross average of 43.0 yards and net average of 36.5 yards with 20 punts inside the 20, seven touchbacks, one block of 63 yards on 76 punts

- **10/7 vs. SEA:** Booted a career-long 63-yard punt
- **11/4 at WAS:** Landed a season-high three punts inside the 20
- **11/11 vs. DEN:** Produced a season-high 50.1-yard gross average on a career-high nine punts
- **12/23 vs. OAK:** Generated a season-high 48.3-yard net average

COLLEGE (at Wisconsin, 2008-11)

- Played in 52 games, taking over the Badgers' punting duties as a freshman
- Generated gross average of 42.1 yards and net average of 36.7 yards with 69 punts inside the 20, 19 touchbacks, four blocks and long of 76 yards on 199 punts, the fourth most in school history
- Gross average ranks as the third highest in UW history
- Thirty five punts traveled more than 50 yards and 53 resulted in fair catches
- Majored in accounting

PERSONAL

- Attended Central High School in Brookfield, Wis.
- Ranked as the No. 4 punter in the nation by Rivals.com and No. 8 by Scout.com
- Parents are William and Jane Nortman
- Married to wife, Lexi
- Twitter handle is @BradNortmanisms

BRAD NORTMAN



REGULAR SEASON CAREER STATISTICS

YEAR	TEAM	GP	PUNTS	YARDS	GROSS AVG.	FC	NET AVG.	IN 20	LG	BLK
2012	CAR	16	76	3,267	43.0	20	36.5	20	63	1
2013	CAR	16	70	3,344	47.8	13	41.6	25	72	0
2014	CAR	16	72	3,236	44.9	20	36.5	26	72	2
2015	CAR	16	70	3,175	45.4	19	39.8	20	65	0
2016	JAX	16	77	3,589	46.6	19	39.5	27	78	0
2017	JAX	12	64	2,866	44.8	19	39.6	22	62	1
NFL totals: 6 yrs.		92	429	19,477	45.4	107	38.8	140	78	4



POST SEASON CAREER STATISTICS

YEAR	TEAM	GP	PUNTS	YARDS	GROSS AVG.	FC	NET AVG.	IN 20	LG	BLK
2013	CAR	1	2	84	42.0	2	42.0	1	51	0
2014	CAR	2	8	306	38.3	5	34.6	4	49	0
2015	CAR	3	15	622	41.5	8	35.4	3	61	0
NFL totals: 5 yrs.		6	25	1,012	40.5	15	35.7	8	61	0



CAREER HIGHS

	GAME	SEASON
Punts:	9 (three times; last: 11/19/17 at CLE)	85 (2015)
Yards:	451 (11/11/12 vs. DEN)	3,797 (2015)
Gross average:	62.5 (9/11/16 vs. GB)	47.8 (2013)
Net average:	62.5 (9/11/16 vs. GB)	41.6 (2013)
Inside the 20:	5 (10/1/17 at NYJ)	30 (2014)
Long:	78 (10/2/16 vs. IND)	78 (2016)



2017 GAME-BY-GAME STATISTICS

DATE	OPP	PUNTS	YARDS	GROSS AVG.	FC	NET AVG.	IN 20	LG	BLK	
09/10	at Houston	4	187	46.8	1	36.5	0	61	0	
09/17	vs. Tennessee	5	246	49.2	2	38.2	1	59	0	
09/24	vs. Baltimore	3	150	50.0	2	50.0	1	60	0	
10/01	at New York Jets	8	361	45.1	5	44.3	5	61	0	
10/08	at Pittsburgh	5	190	38.0	1	38.0	3	42	0	
10/15	vs. LA Rams	7	274	39.1	1	32.1	2	53	1	
10/22	at Indianapolis	2	107	53.5	1	53.5	1	61	0	
BYE WEEK										
11/05	vs. Cincinnati	2	94	47.0	1	37.0	1	62	0	
11/12	vs. LA Chargers	9	431	47.9	1	42.3	3	61	0	
11/19	at Cleveland	9	354	39.3	1	36.1	2	54	0	
11/26	at Arizona	8	396	49.5	2	40.4	1	60	0	
12/03	vs. Indianapolis	2	76	38.0	1	38.0	2	40	0	
12/10	vs. Seattle									
12/17	vs. Houston									
12/24	at San Francisco									
12/31	at Tennessee									
2017 totals:		64	2,866	44.8	19	39.6	22	62	1	

Additional Statistics: 1-1 passing for 29 yards



2016 GAME-BY-GAME STATISTICS

DATE	OPP	PUNTS	YARDS	GROSS AVG.	FC	NET AVG.	IN 20	LG	BLK	
09/11	vs. Green Bay	2	125	62.5	0	62.5	2	67	0	
09/18	at San Diego	4	179	44.8	0	39.5	2	56	0	
09/25	vs. Baltimore	6	249	41.5	2	38.2	2	49	0	
10/02	vs. Indianapolis	5	269	53.8	1	46.2	1	78	0	
BYE WEEK										
10/16	at Chicago	5	275	55.0	1	52.2	2	60	0	
10/23	vs. Oakland	5	239	47.8	0	39.6	0	56	0	
10/27	at Tennessee	6	275	45.8	1	41.0	1	60	0	
11/06	at Kansas City	4	167	41.8	1	25.3	1	47	0	
11/13	vs. Houston	3	115	38.3	0	12.7	0	48	0	
11/20	at Detroit	6	245	40.8	3	31.7	4	54	0	
11/27	at Buffalo	6	273	45.5	1	31.7	2	61	0	
12/04	vs. Denver	8	369	46.1	3	41.1	4	65	0	
12/11	vs. Minnesota	4	163	40.8	0	38.5	1	54	0	
12/18	at Houston	6	315	52.5	2	46.2	1	67	0	
12/24	vs. Tennessee	3	143	47.7	1	48.3	1	55	0	
01/01	at Indianapolis	4	188	47.0	3	42.0	3	52	0	
2016 totals:		77	3,589	46.6	19	39.5	27	78	0	

Additional statistics: one special teams tackle on 11/6 at K.C.



2015 GAME-BY-GAME STATISTICS

DATE	OPP	PUNTS	YARDS	GROSS AVG.	FC	NET AVG.	IN 20	LG	BLK	
09/13	at Jacksonville	4	179	44.8	2	37.5	2	56	0	
09/20	vs. Houston	7	377	29.9	0	42.7	0	65	0	
09/27	vs. New Orleans	4	173	43.3	1	22.8	1	55	0	
10/04	at Tampa Bay	4	154	38.5	1	29.8	2	56	0	
BYE WEEK										
10/18	at Seattle	5	243	48.6	1	43.0	1	59	0	
10/25	vs. Philadelphia	4	157	39.3	2	38.8	3	45	0	
11/02	vs. Indianapolis	7	293	41.9	2	39.6	1	61	0	
11/08	vs. Green Bay	6	289	48.2	1	45.2	0	60	0	
11/15	at Tennessee	4	189	47.3	2	47.3	2	63	0	
11/22	vs. Washington	4	207	51.8	1	46.0	1	56	0	
11/26	at Dallas	2	80	40.0	1	36.0	1	58	0	
12/06	at New Orleans	3	114	38.0	1	35.7	1	45	0	
12/13	vs. Atlanta	4	196	49.0	0	46.5	0	65	0	
12/20	at N.Y. Giants	7	318	45.4	3	40.9	1	59	0	
12/27	at Atlanta	3	130	43.3	1	36.7	2	63	0	
01/03	vs. Tampa Bay	2	76	38.0	1	38.0	2	51	0	
2015 totals:		70	3,175	45.4	19	39.8	20	65	0	
01/17	vs. Seattle	5	188	37.6	3	36.0	2	46	0	
01/24	vs. Arizona	3	119	39.7	1	39.0	0	44	0	
02/07	at Denver	7	315	45.0	4	33.4	1	61	0	
Postseason totals:		15	622	41.5	8	35.4	3	61	0	



2014 GAME-BY-GAME STATISTICS

DATE	OPP	PUNTS	YARDS	GROSS AVG.	FC	NET AVG.	IN 20	LG	BLK	
09/07	at Tampa Bay	6	282	47.0	1	37.7	2	54	0	
09/14	vs. Detroit	6	269	44.8	2	36.2	1	57	0	
09/21	vs. Pittsburgh	4	210	52.5	0	43.3	2	65	0	
09/28	at Baltimore	4	194	48.5	2	39.0	0	58	0	
10/05	vs. Chicago	5	241	48.2	1	38.2	2	62	0	
10/12	at Cincinnati	1	38	38.0	0	38.0	0	38	0	
10/29	at Green Bay	7	377	42.7	0	42.7	2	67	0	
10/26	vs. Seattle	2	78	39.0	1	39.0	1	47	0	
10/30	vs. New Orleans	6	253	41.8	4	41.8	3	58	0	
11/10	at Philadelphia	7	333	35.4	2	35.4	1	59	0	
11/16	vs. Atlanta	6	214	35.7	2	35.7	3	42	0	
BYE WEEK										
11/30	at Minnesota	4	146	16.8	0	16.8	1	43	2	
12/07	at New Orleans	4	158	22.5	0	22.5	2	49	0	
12/14	vs. Tampa Bay	3	99	33.0	3	33.0	3	37	0	
12/21	vs. Cleveland	4	199	43.8	2	43.8	1	60	0	
12/28	at Atlanta	3	145	48.3	0	48.8	2	72	0	
2014 totals:		72	3,236	44.9	20	37.5	26	72	2	
01/03	vs. Arizona	4	149	37.3	2	32.3	3	49	0	
01/10	at Seattle	4	157	39.3	3	37.0	1	48	0	
Postseason totals:		8	306	38.2	5	34.6	4	49	0	

BRAD NORTMAN



2013 GAME-BY-GAME STATISTICS

DATE	OPP	PUNTS	YARDS	GROSS		NET				
				AVG.	FC	AVG.	IN 20	LG	BLK	
09/08	vs. Seattle	5	239	47.8	0	38.2	2	57	0	
09/15	at Buffalo	5	257	51.4	2	43.6	3	62	0	
09/22	vs. N.Y. Giants	2	97	48.5	0	38.5	0	49	0	
BYE WEEK										
10/06	at Arizona	4	195	48.8	0	38.8	1	63	0	
10/13	at Minnesota	3	99	33.0	2	33.0	3	34	0	
10/20	vs. St. Louis	3	154	51.3	0	42.7	1	56	0	
10/24	at Tampa Bay	4	216	43.2	1	42.0	3	59	0	
11/03	vs. Atlanta	3	128	42.7	1	37.3	2	57	0	
11/10	at San Francisco	7	320	45.7	0	37.9	2	65	0	
11/18	vs. New England	2	87	43.5	1	37.0	0	50	0	
11/24	at Miami	7	397	56.7	0	46.6	0	72	0	
12/01	vs. Tampa Bay	3	138	46.0	2	46.0	1	55	0	
12/08	at New Orleans	5	227	45.4	1	42.0	1	57	0	
12/15	vs. N.Y. Jets	2	92	46.0	0	46.0	1	52	0	
12/22	vs. New Orleans	8	406	50.8	1	47.0	2	60	0	
12/29	at Atlanta	6	292	48.7	2	39.7	3	64	0	
2013 totals:		70	3,344	47.8	13	41.6	25	72	0	
01/12	vs. San Francisco	2	84	42.0	2	42.0	1	51	0	
Postseason totals:		2	84	42.0	2	42.0	1	51	0	




2012 GAME-BY-GAME STATISTICS

DATE	OPP	PUNTS	YARDS	GROSS		NET				
				AVG.	FC	AVG.	IN 20	LG	BLK	
09/09	at Tampa Bay	5	199	39.8	3	33.2	2	47	1	
09/16	vs. New Orleans	5	229	45.8	1	35.8	2	58	0	
09/20	vs. N.Y. Giants	3	125	41.7	1	33.0	1	44	0	
09/30	at Atlanta	6	271	45.2	3	42.3	2	49	0	
10/07	vs. Seattle	7	318	45.4	0	39.9	2	63	0	
BYE WEEK										
10/21	vs. Dallas	6	248	41.3	2	38.5	2	55	0	
10/28	at Chicago	3	77	25.7	0	22.0	0	36	0	
11/04	at Washington	5	161	32.2	0	33.0	3	49	0	
11/11	vs. Denver	9	451	50.1	1	36.2	1	59	0	
11/18	vs. Tampa Bay	6	274	45.7	1	39.8	1	55	0	
11/26	at Philadelphia	5	188	37.6	3	31.2	0	44	0	
12/02	at Kansas City	4	184	46.0	2	39.5	1	51	0	
12/09	vs. Atlanta	2	88	44.0	1	34.0	1	58	0	
12/16	at San Diego	4	158	39.5	2	28.8	1	44	0	
12/23	vs. Oakland	4	195	48.8	0	48.3	1	55	0	
12/30	at New Orleans	2	101	50.5	0	41.0	0	54	0	
2012 totals:		76	3,267	43.0	7	37.0	20	63	1	

PATRICK OMAMEH

77 PATRICK OMAMEH

OFFENSIVE LINEMAN
6-4 327 LBS.
MICHIGAN
BORN DECEMBER 29, 1989
COLUMBUS, OHIO
ACQ: FREE AGENT 2016
EXP: 5TH YEAR



TRANSACTIONS

Originally signed with San Francisco as an undrafted rookie on 5/7/13 ... Signed by Tampa Bay from San Francisco's practice squad on 10/11/13 ... Waived by Tampa Bay on 9/4/15 ... Claimed off waivers by Chicago on 9/6/15 ... Signed with Jacksonville as a free agent on 6/2/16 ... Placed on injured reserve on 11/21/16

PRO (Games played/started - 49/40)

- Fifth-year OG has spent time with Tampa Bay, Chicago and Jacksonville
- Began career as an undrafted free agent with San Francisco in 2013

2017 (w/ JAX - 9/9)

- **9/10 at HOU:** Started at LG and helped pave the way for the team to rush for 155 yards ... Did not allow a sack
- **9/17 vs. TEN:** Started at LG
- **9/24 vs. BAL:** Started at LG and helped the team rush for 166 yards and did not allow a sack
- **10/1 at NYJ:** Started at LG and helped the team rush for 175 yards
- **10/8 at PIT:** Started at LG and helped the team rush for 231 yards
- **10/15 vs LAR:** Started at LG and helped the team rush for 169 yards
- **10/22 at IND:** Started at LG and helped the team rush for 188 yards
- **11/5 vs. CIN:** Started at LG and helped the team rush for 149 yards ... Part of a unit that did not allow a sack for the third time this season
- **11/12 vs. LAC:** Started at LG and played through the first half, helping the team rush for 135 yards
- **11/19 at CLE:** Inactive (knee)
- **11/26 at ARI:** Inactive (knee)
- **12/3 vs. IND:** Inactive (knee)

2016 (w/ JAX - 10/7)

Placed on injured reserve on 11/21/16 after starting seven of 10 games played

- **9/11 vs. G.B.:** Played five snaps on special teams in Jaguars debut
- **9/18 at S.D.:** Saw action at LT after **Kelvin Beachum** exited the game in the third quarter
- **9/25 vs. BAL:** Saw action on special teams
- **10/2 vs. IND:** Started as an extra offensive lineman and then played 58 snaps at LG after **Luke Joeckel's** knee injury
- **10/16 at CHI:** Started at LG
- **10/23 vs. OAK:** Started at LG
- **10/27 at TEN:** Started at LG
- **11/6 at K.C.:** Started at LG, helping the team rush for a season-high 205 yards
- **11/13 vs. HOU:** Started at LG
- **11/20 at DET:** Started at LG before exiting the game with a foot injury

2015 (w/ CHI - 14/9)

Appeared in 14 games (9 starts) at RG

2014 (w/ T.B. - 16/16)

Started all 16 games at RG

- **9/7 vs. WAS:** Made NFL debut and his first career start
- **9/14 vs. STL:** Started at right guard helping pave the way for Bobby Rainey's 144-yard rushing day
- **12/28 vs. NO:** Helped pave the way for 183 rushing yards by the Buccaneers, the most the team had recorded since 2013 (11/17/13 vs. Atlanta)

2013 (w/ T.B. - 0/0)

Inactive all 16 games

COLLEGE (at Michigan 2008-12)

- Started 41-of-45 games at Michigan (2008-12), including every game his final three seasons
- Earned first-team All-Big Ten honors as a senior
- Named to the 2012 Allstate AFCA Good Works Team

PERSONAL

- Attended St. Francis De Sales High School (Columbus, Ohio)
- Earned first-team all-state honors as a senior
- Born Patrick Omameh on December 29, 1989 in Columbus, Ohio

JAMES O'SHAUGHNESSY

80 JAMES O'SHAUGHNESSY

TIGHT END

6-4 245 LBS


ILLINOIS STATE

BORN JANUARY 14, 1992

NAPERVILLE, ILLINOIS

ACQ: WAIVERS (NEW ENGLAND) 2017

EXP: 3RD YEAR



TRANSACTIONS

Originally drafted by Kansas City in the fifth round (173rd overall) in the 2015 NFL Draft ... Traded to New England with a 2017 sixth-round draft selection (216th overall) in exchange for a 2017 fifth-round draft selection (183rd overall) on 4/29/17 ... Waived by New England on 9/2/17 ... Signed by Jacksonville on 9/3/17

PRO (Games played/started - 35/6, 1/0)

Appeared in 29 games over three seasons, recording 12 receptions for 127 yards

2017 (w/ JAX - 12/0)

- **9/10 at HOU:** Saw action at TE and recorded one reception for 18 yards and recorded one special teams tackle
- **9/17 vs. TEN:** Saw action at TE and on special teams
- **9/24 vs. BAL:** Recorded one reception for 12 yards
- **10/1 at NYJ:** Saw action at TE and on special teams
- **10/8 at PIT:** Saw action at TE and on special teams and recorded one solo special teams tackle
- **10/15 vs LAR:** Recorded two receptions for 11 yards
- **10/22 at IND:** Saw action at TE and on special teams
- **11/5 vs. CIN:** Recorded one reception for six yards
- **11/12 vs. LAC:** Saw action at TE and on special teams
- **11/19 at CLE:** Recorded one reception for 12 yards and saw action on special teams
- **11/26 at ARI:** Recorded one reception for seven yards
- **12/3 vs. IND:** Recorded one reception for 29 yards on a fake punt with P Brad Nortman throwing him the pass

2016 (w/ K.C. - 16/3, 1/0)

Appeared in all 16 games, making three starts and recording two receptions for minus-one yard

2015 (w/ K.C. - 7/3, 1/0)

Appeared in all 7 games, making three starts and recorded six receptions for 87 yards ... Was placed on injured/reserve on 11/17/15

COLLEGE (at Illinois State, 2010-14)

- Played in 49 games with 37 starts, totaling 67 receptions for 1,170 yards and 14 TDs
- Earned All-Missouri Valley Football Conference second-team honors as a senior after totaling 29 receptions for 544 yards and nine TDs

PERSONAL

- Attended Naperville North High School
- Three-year letterman

REGULAR SEASON CAREER STATISTICS

YEAR	TEAM	GP/GS	NO	YDS	AVG	LG	TD
2015	KC	7/3	6	87	14.5	30	0
2016	KC	16/3	2	-1	-0.5	0	0
2017	JAX	12/0	8	95	11.9	29	0
NFL totals: 3 yrs.		35/6	16	181	11.3	30	0

2017 GAME-BY-GAME STATISTICS

DATE	OPP	RECs	YDS	AVG.	LG	TD
09/10	at Houston	1	18	18.0	18	0
09/17	vs. Tennessee	0	0	0.0	-	0
09/24	vs. Baltimore	1	12	12.0	12	0
10/01	at New York Jets	0	0	0.0	-	0
10/08	at Pittsburgh	0	0	0.0	-	0
10/15	vs. LA Rams	2	11	5.5	9	0
10/22	at Indianapolis	0	0	0.0	-	0
BYE WEEK						
11/05	vs. Cincinnati	1	6	6.0	6	0
11/12	vs. LA Chargers	0	0	0.0	-	0
11/19	at Cleveland	1	12	12.0	12	0
11/26	at Arizona	1	7	7.0	7	0
12/03	vs. Indianapolis	1	29	29.0	29	0
12/10	vs. Seattle					
12/17	vs. Houston					
12/24	at San Francisco					
12/31	at Tennessee					
2017 totals:		8	95	11.9	29	0


Additional Statistics: two special teams tackles

JERMEY PARNELL

78

JERMEY PARNELL

OFFENSIVE LINEMAN
6-6 326 LBS.
MISSISSIPPI
BORN JULY 20, 1986
BLYTHEVILLE, ARKANSAS
ACQ: UFA (DALLAS) 2015
EXP: 7TH YEAR



TRANSACTIONS

Originally signed by New Orleans as an undrafted rookie on 5/4/09 ... Waived on 9/4/09 ... Signed by New Orleans to the practice squad on 9/6/09 ... Waived on 9/4/10 ... Claimed off waivers by Miami on 9/5/10 ... Waived on 9/25/10 ... Signed by New Orleans to the practice squad on 9/28/10 ... Signed by Dallas to the 53-man roster on 10/24/10 ... Signed by Jacksonville as an unrestricted free agent on 3/11/15

PRO (Games played/started - 94/47)

- Seventh-year OT spent time with New Orleans, Miami and Dallas before signing with Jacksonville on 3/11/15
- Blocked for NFL's leading rusher RB **DeMarco Murray** in 2014 and did not allow a sack at RT
- Began career as an undrafted free agent with New Orleans in 2009

2017 (w/ JAX - 9/9)

- **9/10 at HOU:** Started at RT and helped pave the way for the team to rush for 155 yards ... Did not allow a sack
- **9/17 vs. TEN:** Started at RT
- **9/24 vs. BAL:** Started at RT and helped the team rush for 166 yards and did not allow a sack
- **10/1 at NYJ:** Started at RT and helped the team rush for 175 yards
- **10/8 at PIT:** Started at RT and helped the team rush for 231 yards
- **10/15 vs LAR:** Started at RT and helped the team rush for 169 yards
- **10/22 at IND:** Started at RT and helped the team rush for 188 yards
- **11/5 vs. CIN:** Started at RT and helped the team rush for 149 yards ... Part of a unit that did not allow a sack for the third time this season
- **11/12 vs. LAC:** Inactive (knee)
- **11/19 at CLE:** Inactive (knee)
- **11/26 at ARI:** Inactive (knee)
- **12/3 vs. IND:** Started at RT

2016 (w/ JAX - 16/16)

- Part of a unit that allowed the team's fewest sacks since 2007 (34)
- **9/11 vs. G.B.:** Started at RT in his 70th career game
 - **9/18 at S.D.:** Started at RT
 - **9/25 vs. BAL:** Started at RT
 - **10/2 vs. IND:** Started at RT and played in all 72 offensive snaps, helping the team rush for 136 yards
 - **10/16 at CHI:** Started at RT
 - **10/23 vs. OAK:** Started at RT
 - **10/27 at TEN:** Started at RT
 - **11/6 at K.C.:** Started at RT, helping the team rush for a season-high 205 yards
 - **11/13 vs. HOU:** Started at RT
 - **11/20 at DET:** Started at RT and was part of an offensive line that did not allow a sack
 - **11/27 at BUF:** Started at RT and helped the team rush for 183 yards
 - **12/4 vs. DEN:** Started at RT and helped the team rush for 154 yards
 - **12/11 vs. MIN:** Started at RT
 - **12/18 at HOU:** Started at RT
 - **12/24 vs. TEN:** Started at RT
 - **1/1 at IND:** Started at RT, helping the team rush for 182 yards

2015 (w/ JAX - 15/15)

- Played in 15 games with a career-high 15 starts at RT
- **9/13 vs. CAR:** Made his Jaguars debut at RT in team's season opener
 - **9/20 vs. MIA:** Started at RT, helped the Jaguars rush for 123 yards and did not allow a sack
 - **10/4 at IND:** Started at RT, helping RB **T.J. Yeldon** rush for 100+ yards
 - **10/25 vs. BUF:** Started at RT, helping RB T.J. Yeldon rush for a season-high 115 yards
 - **12/13 vs. IND:** Started at RT, helping the Jaguars rush for a season-high 154 yards

2014 (w/ DAL - 16/5)

Appeared in all 16 games with a career-high five starts at RT ... Also saw time on special teams and as extra OL in jumbo packages ... Had only one penalty for five yards ... Did not allow a sack ... Part of OL that ranked ninth in the NFL with 30 sacks allowed ... Blocked for Pro Bowl QB **Tony Romo** who led NFL in passer rating (113.2), completion percentage (69.9) and yards-per-attempt (8.52) ... Part of OL that blocked

for NFL rushing leader RB **DeMarco Murray** who set franchise record with 1,845 rushing yards and NFL-high 2,261 yard from scrimmage ... Cowboys finished season ranked second in rushing yards per game (147.1)

- **10/19 vs. NYG:** Made first start of the season in place of OL **Doug Free** and blocked for DeMarco Murray's seventh consecutive 100-yard game, the first player in NFL history with seven straight 100-yard games to open a season
- **1/4 vs. DET:** Made postseason debut with a start at RT

2013 (w/ DAL - 16/1)

Played in all 16 games for the second consecutive season and made one start ... Saw most of his action in jumbo packages and on special teams

2012 (w/ DAL - 16/1)

Saw action in all 16 games for the first time in his career ... Rotated series at RT with Doug Free for the last two months of the season

- **11/22 vs. WAS:** Made first career start

2011 (w/ DAL - 6/0)

Saw action in six games, mainly on special teams

2010 (w/ MIA - 0/0; w/ DAL - 0/0)

Spent the preseason with New Orleans before he was waived on final cuts ... Was claimed off waivers by Miami on Sept. 5 and waived on Sept. 25 ... Signed by New Orleans to practice squad on Sept. 28 before he was signed to Dallas' 53-man roster on Oct. 14 ... Was inactive for all 12 games with the Cowboys

2009 (w/ NO - ps)

Spent the entire regular season on New Orleans' practice squad after signing as a rookie free agent

COLLEGE (at Mississippi, 2006-09)

- Played only one season of collegiate football
- Saw action as a senior for the first time since eighth grade and played in five games as a defensive lineman
- Was a four-year letterman for the Rebels basketball team
- Played in 30 games with seven starts as a senior, averaging 3.7 points and 3.3 rebounds while ranking second on the team with 22 blocked shots
- Majored in art

PERSONAL

- Attended Gosnell High School in Arkansas
- Two-time first-team all-state selection in basketball
- Averaged 21 points, 13 rebounds, five assists and four blocks a game as a senior
- Played summer basketball in China in 2005 and 2006, and also played AAU for the Arkansas Wings

TYLER PATMON

23

TYLER PATMON



CORNERBACK

5-10 188 LBS

OKLAHOMA STATE

BORN JANUARY 26, 1991

ROUND ROCK, TEXAS

ACQ: FREE AGENT 2017

EXP: 3RD YEAR

TRANSACTIONS

Signed as an undrafted rookie by Dallas on 5/21/14 ... Waived on 12/15/15 ... Signed by Miami to the practice squad on 12/17/15 ... Promoted to the active roster on 12/26/15 ... Waived on 7/31/16 ... Claimed off waivers by Tennessee on 8/1/16 ... Waived on 8/30/16 ... Signed by Kansas City to the practice squad on 10/20/16 ... Waived on 11/2/16 ... Signed by Kansas City to the practice squad on 11/8/16 ... Waived on 11/9/16 ... Signed by Carolina to the practice squad on 11/22/16 ... Promoted to the active roster on 1/2/17 ... Waived by Carolina 5/1/17 ... Signed by Jacksonville as a free agent on 5/22/17

PRO (Games played/started - 33/2)

Third-year CB has played in 32 games with two starts with Dallas and Miami

2017 (w/ JAX - 9/0)

- **9/10 at HOU:** Did not play
- **9/17 vs. TEN:** Did not play
- **9/24 vs. BAL:** Recorded two solo tackles
- **10/1 at NYJ:** Saw action on special teams
- **10/8 at PIT:** Saw action at CB and on special teams
- **10/15 vs LAR:** Saw action on special teams
- **10/22 at IND:** Saw action at CB
- **11/5 vs. CIN:** Inactive
- **11/12 vs. LAC:** Saw action at CB and on special teams
- **11/19 at CLE:** Assisted on one tackle and saw action on special teams
- **11/26 at ARI:** Saw action on special teams
- **12/3 vs. IND:** Saw action at CB and on special teams

2016 (w/ K.C. & CAR - ps)

Attended training camp with Tennessee and was waived during the preseason ... Had stints on the practice squads in Kansas City and Carolina ... Spent Weeks 7-8 and part of Week 10 on the Chiefs' practice squad and Weeks 12-17 on the Panthers' practice squad

2015 (w/ DAL - 11/2; w/ MIA - 2/0)

Played in 13 games with two starts with Dallas and Miami in addition to spending one game on the Dolphins' practice squad ... Totaled 15 tackles and six passes defended, all with the Cowboys

- **9/20 at PHI:** Made his first NFL start

2014 (w/ DAL - 11/0, 2/0)

Played in 11 regular-season contests and was inactive for five games ... Posted six tackles, one INT (returned for TD), one pass defended and contributed five special teams tackles ... Played in the NFC wild-card game versus Detroit and NFC divisional playoff at Green Bay

COLLEGE (at Oklahoma State, 2013; Kansas, 2010-12)

- Finished career at Oklahoma State after transferring from Kansas following graduation with one season of eligibility remaining
- Totaled 176 tackles, 15.5 tackles for loss, seven INTs, 2.0 sacks, 31 passes defended, one forced fumble and two fumble recoveries in 48 games with 33 starts for the Cowboys and Jayhawks
- As a senior at OSU, played in 13 games and produced 30 tackles, four tackles for loss, one INT and tied for the team lead with nine passes defended along with one forced fumble and one fumble recovery (returned 78 yards for a TD)

PERSONAL

- Attended Vista Ridge High School in Cedar Park, Texas

REGULAR SEASON CAREER STATISTICS

DATE	TEAM	GP/GS	TKL	SOLO	ASST	TFL	SACKS	ST	FF	FR	INT	PD
2014	DAL	11/0	8	7	1	0	0.0	0	0	0	1	1
2015	DAL	11/2	13	11	2	0	0.0	0	0	0	0	6
2015	DET	2/0	0	0	0	0	0.0	0	0	0	0	0
2016	K.C./CAR					ps						
2017	JAX	9/0	3	2	1	0	0.0	0	0	0	0	0
NFL totals:		3 yrs. 33/2	2	20	4	0	0.0	0	0	0	1	7

Additional statistics: two kick returns for 26 yards in 2015 with Dallas

CAREER HIGHS

	GAME	SEASON
Tackles:	6 (12/29/13 at N.E.)	23 (2014)
Sacks:	1.0 (fives times; last: 9/27/15 at MIA)	3.0 (2014)
Forced fumbles:	1 (two times, last: 9/27/15 at MIA)	1 (2013, '14)
Fumble recoveries:	1 (10/26/14 at NYJ)	1 (2014)

2017 GAME-BY-GAME STATISTICS

DATE	OPP	TKL	SOLO	ASST	ST	SACKS	FF	FR	PD	INT
09/10	at Houston				DNP					
09/17	vs. Tennessee				DNP					
09/24	vs. Baltimore	2	2	0	0	0.0	0	0	0	0
10/01	at New York Jets	0	0	0	0	0.0	0	0	0	0
10/08	at Pittsburgh	0	0	0	0	0.0	0	0	0	0
10/15	vs. LA Rams	0	0	0	0	0.0	0	0	0	0
10/22	at Indianapolis	0	0	0	0	0.0	0	0	0	0
	BYE WEEK									
11/05	vs. Cincinnati				Inactive					
11/12	vs. LA Chargers	0	0	0	0	0.0	0	0	0	0
11/19	at Cleveland	1	0	1	0	0.0	0	0	0	0
11/26	at Arizona	0	0	0	0	0.0	0	0	0	0
12/03	vs. Indianapolis	0	0	0	0	0.0	0	0	0	0
12/10	vs. Seattle									
12/17	vs. Houston									
12/24	at San Francisco									
12/31	at Tennessee									
2017 totals:		3	2	1	0	0.0	0	0	0	0

DONALD PAYNE

[52]

DONALD PAYNE



LINEBACKER

5-11 217 LBS

STETSON UNIVERSITY

BORN JULY 12, 1994

FAYETTEVILLE, GEORGIA

ACQ: WAIVERS (BALTIMORE) 2017

EXP: ROOKIE

TRANSACTIONS

Originally signed by Baltimore as an undrafted free agent on 4/29/17 ... Waived by Baltimore on 9/2/17 ... Signed by Jacksonville on 9/3/17

PRO (Games played/started - 9/0)

Spent offseason program and training camp with the Baltimore Ravens before being claimed off waivers by Jacksonville

- Team-leading eight special team tackles

2017 (w/ JAX - 9/0)

- **9/10 at HOU:** Saw action on special teams and recorded one solo special teams tackle
- **9/17 vs. TEN:** Saw action on special teams
- **9/24 vs. BAL:** Saw action on special teams
- **10/1 at NYJ:** Did not play
- **10/8 at PIT:** Saw action on special teams
- **10/15 vs LAR:** Inactive
- **10/22 at IND:** Saw action on special teams and recorded two special teams tackles (one solo)
- **11/5 vs. CIN:** Recorded one solo special teams tackle
- **11/12 vs. LAC:** Led the team with three solo special teams tackles
- **11/19 at CLE:** Recorded one solo special teams tackle before leaving the game with a hamstring injury and not returning
- **11/26 at ARI:** Inactive (hamstring)
- **12/3 vs. IND:** Saw action on special teams

COLLEGE (at Stetson University, 2013-16)

- Three-time Defensive Player of the Year in the Pioneer Football League
- Played in 44 career games and totaled 538 tackles (344 solo), nine INTs, 14.0 sacks, 65.5 tackles for a loss, 42 passes defended, seven forced fumbles, eight fumble recoveries and three blocked kicks
- 2013 Pioneer Football League Defensive Rookie of the Year

PERSONAL

- Attended Landmark Christian (Fayetteville, Ga.) where he was first team All-State as a senior and was also named first team All-Region his final three years

REGULAR SEASON CAREER STATISTICS

YEAR	TEAM	GP/GS	TKL	SOLO	ASST	ST	SACKS	FF	FR	PD
2017	JAX	9/0	0	0	0	8	0.0	0	0	0
NFL totals: 1 yr.		9/0	0	0	0	8	0.0	0	0	0

2017 GAME-BY-GAME STATISTICS

DATE	OPP	TKL	SOLO	ASST	TFL	SACKS	ST	FF	FR	INT	PD
09/10	at Houston	0	0	0	0	0.0	1	0	0	0	0
09/17	vs. Tennessee	0	0	0	0	0.0	0	0	0	0	0
09/24	vs. Baltimore	0	0	0	0	0.0	0	0	0	0	0
10/01	at New York Jets				DNP						
10/08	at Pittsburgh	0	0	0	0	0.0	0	0	0	0	0
10/15	vs. LA Rams				Inactive						
10/22	at Indianapolis	0	0	0	0	0	2	0	0	0	0
	BYE WEEK										
11/05	vs. Cincinnati	0	0	0	0	0	1	0	0	0	0
11/12	vs. LA Chargers	0	0	0	0	0	3	0	0	0	0
11/19	at Cleveland	0	0	0	0	0	1	0	0	0	0
11/26	at Arizona				Inactive						
12/03	vs. Indianapolis	0	0	0	0	0	0	0	0	0	0
12/10	vs. Seattle										
12/17	vs. Houston										
12/24	at San Francisco										
12/31	at Tennessee										
2017 totals:		0	0	0	0	0.0	8	0	0	0	0

CARROLL PHILLIPS

59 CARROLL PHILLIPS

DEFENSIVE END

6-3 242 LBS

ILLINOIS

BORN SEPTEMBER 2, 1992

MIAMI, FLORIDA

ACQ: FREE AGENT 2017

EXP: ROOKIE



TRANSACTIONS

Originally signed by Jacksonville as an undrafted free agent on 5/1/17 ... Waived by Jacksonville on 9/2/17 ... Signed to the practice squad by Jacksonville on 9/4/17 ... Promoted to the active roster on 12/2/17

PRO (Games played/started - 1/0)

Rookie DE spent the 2017 training camp with Jacksonville and was signed to the practice squad before the start of the regular season

2017 (w/ JAX - 1/0)

Spent the first 12 weeks of the season on the team's practice squad

- 12/3 vs. IND: Made his NFL debut and saw action on special teams

COLLEGE (at Illinois, 2014-16)

- Saw action in 31 career games and totaled 88 tackles (47 solo), 25.5 tackles for a loss, 12.0 sacks and three fumble recoveries
- In 2016, he recorded 56 tackles (30 solo), 20.0 tackles for loss and nine sacks
- Named to the All-Big Ten first team (media), the first Illinois first-team selection since 2011

PERSONAL

- Attended Miami Central High School and was a three-star recruit by ESPN.com, Rivals and 247Sports
- Helped lead Miami Central to 2010 Florida Class 6A state championship with a 14-1 record

REGULAR SEASON CAREER STATISTICS

YEAR	TEAM	GP/GS	TKL	SOLO	ASST	ST	SACKS	FF	FR	PD
2017	JAX	1/0	0	0	0	0	0.0	0	0	0
NFL totals: 1 yr.		1/0	0	0	0	0	0.0	0	0	0


2017 GAME-BY-GAME STATISTICS

DATE	OPP	TKL	SOLO	ASST	TFL	SACKS	ST	FF	FR	INT	PD
09/10	at Houston					ps					
09/17	vs. Tennessee					ps					
09/24	vs. Baltimore					ps					
10/01	at New York Jets					ps					
10/08	at Pittsburgh					ps					
10/15	vs. LA Rams					ps					
10/22	at Indianapolis					ps					
	BYE WEEK										
11/05	vs. Cincinnati					ps					
11/12	vs. LA Chargers					ps					
11/19	at Cleveland					ps					
11/26	at Arizona					ps					
12/03	vs. Indianapolis	0	0	0	0	0.0	0	0	0	0	0
12/10	vs. Seattle										
12/17	vs. Houston										
12/24	at San Francisco										
12/31	at Tennessee										
2017 totals:		0	0	0	0	0.0	0	0	0	0	0

LARRY PINKARD

18

LARRY PINKARD



WIDE RECEIVER

6-0 196 LBS

OLD DOMINION

BORN FEBRUARY 25, 1992

WASHINGTON D.C.

ACQ: FREE AGENT 2017

EXP: 1ST YEAR

TRANSACTIONS

Originally signed by Green Bay as undrafted rookie on 5/28/15 ... Waived by Green Bay on 9/5/15 ... Signed by Oakland to the practice squad on 12/15/15 ... Signed by Jacksonville on 4/17/17 ... Waived on 9/1/17 ... Signed to the practice squad by Jacksonville on 9/12/17 ... Activated to the 53-man roster on 11/18/17

PRO (Games played/started - 3/0)

- First-year WR has spent time on the practice squad with Green Bay, Oakland and Jacksonville

2017 (w/ JAX - 3/0)

- **11/19 at CLE:** Made his NFL and Jaguars debut and recorded one solo special teams tackle and saw action at WR
- **11/26 at ARI:** Saw action on special teams
- **12/3 vs. IND:** Saw action at WR and on special teams

COLLEGE (at Old Dominion, 2010-13)

- His 160 career receptions are third most in school history and his 2,338 receiving yards are second in school history
- In 2013, started all 12 games at wide receiver and led the team with 68 receptions for 1,020 yards and nine touchdowns
- His 68 receptions were the second most in a single-season by a receiver and he is just the second ODU receiver to record a 1,000-yard season
- Had 55 receptions for 830 yards and seven touchdowns in 2012, which was third on the team in receiving yards and tied for second in touchdowns

PERSONAL

- Attended Ballou High School (Washington D.C.) and was second-team All-Met and All-District DCIAA East Offense
- Son of Larry Green and Michele Pinkard-Green and also has two sisters, Lashelle and LaTonya, and two brothers, Jacqua and Ayinde

REGULAR SEASON CAREER STATISTICS

YEAR	TEAM	GP/GS	RECs	YDS	AVG.	LG	TD
2017	JAX	3/0	0	0	0	-	0
NFL totals: 1 yr.		3/0	0	0	0	-	0

2017 GAME-BY-GAME STATISTICS

DATE	OPP	RECs	YDS	AVG.	LG	TD
09/10	at Houston			ps		
09/17	vs. Tennessee			ps		
09/24	vs. Baltimore			ps		
10/01	at New York Jets			ps		
10/08	at Pittsburgh			ps		
10/15	vs. LA Rams			ps		
10/22	at Indianapolis			ps		
BYE WEEK						
11/05	vs. Cincinnati			ps		
11/12	vs. LA Chargers			ps		
11/19	at Cleveland	0	0	0.0	-	0
11/26	at Arizona	0	0	0.0	-	0
12/03	vs. Indianapolis	0	0	0.0	-	0
12/10	vs. Seattle					
12/17	vs. Houston					
12/24	at San Francisco					
12/31	at Tennessee					
2017 totals:		0	0	0.0	-	0

Additional statistics: one special teams tackle

WILLIAM POEHLS

[75]

WILLIAM POEHLS

OFFENSIVE LINEMAN

6-8 344 LBS

MONTANA

BORN NOVEMBER 27, 1991

CHANDLER, ARIZONA

ACQ: WAIVERS (CHICAGO) 2017

EXP: 1ST YEAR



TRANSACTIONS

Originally signed with Tennessee as an undrafted free agent on 5/16/14 ... Waived on 8/30/14 ... Signed to the practice squad by Tennessee on 9/1/14 ... Waived on 9/5/15 ... Signed to the practice squad by Tennessee on 9/7/15 ... Waived by Tennessee on 9/3/16 ... Signed to the practice squad by Buffalo on 9/19/16 ... Released from practice squad by Buffalo on 10/27/16 ... Signed to the practice by Chicago on 11/2/16 ... Waived by Chicago on 9/2/17 ... Signed by Jacksonville on 9/3/17

PRO (Games played/started - 0/0)

Has spent time on Tennessee's, Buffalo's and Chicago's practice squad

2017 (w/ JAX - 0/0)

- 9/10 at HOU: Inactive
- 9/17 vs. TEN: Inactive
- 9/24 vs. BAL: Inactive
- 10/1 at NYJ: Inactive
- 10/8 at PIT: Inactive
- 10/15 vs LAR: Inactive
- 10/22 at IND: Inactive
- 11/5 vs. CIN: Inactive
- 11/12 vs. LAC: Inactive
- 11/19 at CLE: Inactive
- 11/26 at ARI: Inactive
- 12/3 vs. IND: Inactive

COLLEGE (at Montana, 2010-13)

- Appeared in 45 career games with 27 starts
- Named a second-team All-Big Sky Conference selection his senior year

PERSONAL

- Earned three letters in both football and wrestling and was a team captain in both sports at Chandler High School
- Named a 5A first-team all-state and all-region selection as a senior and all-region as a junior

PAUL POSLUSZNY

51

PAUL POSLUSZNY



LINEBACKER

6-2 232 LBS.


PENN STATE

BORN OCTOBER 10, 1984

ALIQUIPPA, PENNSYLVANIA

ACQ: UFA (BUFFALO) 2011

EXP: 11TH YEAR



TRANSACTIONS

Originally drafted by Buffalo in the second round (34th overall) of the 2007 draft ... Signed by Jacksonville as an unrestricted free agent on 7/29/11

PRO (Games played/started - 141/138)

- 11th-year LB is in his sixth season with the Jaguars
- Has registered 960 tackles as a Jaguar, the second-most in franchise history
- Voted to Pro Bowl in 2013
- Owns two of the four highest tackle totals in Jaguars history as he compiled 192 tackles in 2011, the fourth-most for a season
- Selected as a defensive captain by his teammates for the 2017 season

2017 (w/ JAX - 12/9)

- **9/10 at HOU:** Started at MLB and recorded two tackles (one solo)
- **9/17 vs. TEN:** Recorded five tackles (four solo) and one tackle for a loss
- **9/24 vs. BAL:** Started at MLB and recorded three solo tackles, a tackle for a loss and a pass defended
- **10/1 at NYJ:** Started at MLB and recorded two tackles (one solo)
- **10/8 at PIT:** Started at MLB and recorded one solo tackle
- **10/15 vs LAR:** Started at MLB
- **10/22 at IND:** Saw action at LB and on special teams
- **11/5 vs. CIN:** Started at MLB and recorded two solo tackles
- **11/12 vs. LAC:** Recorded two solo tackles
- **11/19 at CLE:** Started at MLB and recorded five tackles (three solo)
- **11/26 at ARI:** Recorded six tackles (three solo) and one pass defended
- **12/3 vs. IND:** Started at MLB and recorded a season-high 14 tackles (10 solo), 1.5 sacks and two tackles for a loss

2016 (w/ JAX - 16/16)

- Started and played all 16 games at MLB ... Led the team with 133 tackles (97 solo), the eighth time in the last nine seasons that he's tallied 100-plus tackles
- **9/11 vs. G.B.:** Made five tackles (four solo) at MLB in the team's season opener
 - **9/18 at S.D.:** Started at MLB and tallied a team-high 11 tackles (six solo)
 - **9/25 vs. BAL:** Posted a team-high 12 tackles (10 solo) and his 15th career INT
 - **10/2 vs. IND:** Started at MLB and recorded seven tackles (five solo) and a tackle for a loss ... Posted his second career multi-sack game (1.5 sacks)
 - **10/16 at CHI:** Led the team with 11 tackles (10 solo), including one tackle for loss
 - **10/23 vs. OAK:** Finished second on the team with eight tackles (seven solo), including one tackle for loss
 - **10/27 at TEN:** Finished third on the team with 10 tackles (six solo)
 - **11/6 at K.C.:** Led the team with 10 tackles (six solo) and registered one QB hit
 - **11/13 vs. HOU:** Started at MLB and tallied five tackles (four solo)
 - **11/20 at DET:** Started at MLB and made six tackles (five solo), including one tackle for loss
 - **11/27 at BUF:** Started at MLB and tallied six tackles (five solo), including two tackles for loss
 - **12/4 vs. DEN:** Started at MLB and made six solo tackles
 - **12/11 vs. MIN:** Started at MLB and made 10 tackles (eight solo), including one tackle for loss
 - **12/18 at HOU:** Started at MLB and recorded 11 tackles (five solo) ... With his seventh tackle of the game, Posluszny became the second Jaguar in team history to record 900 tackles, joining Daryl Smith (1,089) as the only two players to record at least 900 tackles in a Jaguars uniform
 - **12/24 vs. TEN:** Started at MLB and recorded a team-high nine tackles (seven solo) and one pass defended
 - **1/1 at IND:** Started at MLB and recorded five tackles (two solo), a tackle for a loss and one pass defended

2015 (w/ JAX - 14/14)

- Started and played in 14 games, missing two games because of ankle and hand injuries ... Led the team with 133 tackles (103 solo), the seventh time in the last eight seasons that he's tallied 100+ tackles ... Tied for the team lead (LB **Telvin Smith**) with 13 tackles for loss, the most by a Jaguars LB since LB **Kevin Hardy's** 13 tackles for loss in 1999 ... Tied a career-high with three INTs
- **9/13 vs. CAR:** In his 100th game and start, made nine tackles (eight solo) and recorded a 19-yard interception return in the second quarter
 - **9/20 vs. MIA:** Made seven solo tackles and registered one QB hurry
 - **9/27 at N.E.:** Made a game-high 18 tackles (14 solo)
 - **10/18 vs. HOU:** Made 10 tackles (nine solo), including two tackles for loss

- **10/25 vs. BUF:** Made seven tackles (six solo), including one tackle for loss ... Added his 13th career interception
- **11/8 at NYJ:** Made seven tackles (three solo), including one tackle for loss
- **11/15 at BAL:** Was second on the team with 10 tackles (six solo) and recorded one pass defended
- **11/29 vs. S.D.:** Led the team with 11 tackles (11 solo), including a season-high three tackles for loss
- **12/6 at TEN:** Led the team with 13 tackles (10 solo), including two tackles for loss ... Exited the game in the fourth quarter with a hand injury
- **12/20 vs. ATL:** Tallied a team-high 10 tackles (nine solo), including two tackles for loss, one interception and one pass defended
- **12/27 at N.O.:** Posted nine tackles (seven solo), and 1.0 sack and one pass defended
- **1/3 at HOU:** Started at MLB and made 10 tackles (four solo)

2014 (w/ JAX - 7/7)

- Started the first seven games at MLB before suffering a season-ending torn pectoral muscle on Oct. 19 vs. Cleveland ... Ranked fifth on the club with 69 tackles (47 solo), two sacks, one pass defended, two tackles for loss, three QB hits and one fumble recovery
- **9/7 at PHI:** Started at MLB in season-opener and paced team with 12 tackles (11 solo) ... Left the game in the third quarter with a knee injury but returned to the game
 - **9/14 at WAS:** Ranked second on the team with seven tackles (four solo)
 - **9/21 at IND:** Led team with 11 tackles (seven solo)
 - **9/28 at S.D.:** Registered a game-high 11 tackles (9 solo)
 - **10/5 vs. PIT:** Totaled a team-high 12 tackles (nine solo) along with one sack, one tackle for loss, one QB hit and a pass defended
 - **10/19 vs. CLE:** Registered a game-high 12 tackles (five solo) along with one sack, one tackle for loss, one QB hit and one fumble recovery ... Suffered a torn pectoral muscle in the second half
 - **10/21:** Placed on injured reserve

2013 (w/ JAX - 15/15)

- Replaced injured LB **NaVarro Bowman** on the Pro Bowl roster ... Started 15 games at LB and led the Jaguars for the third consecutive season with 161 tackles (121 solo) and tied for team lead with two INTs ... The 161 tackles ranked second in the NFL ... Added a career-high 3.0 sacks and 10 passes defended along with six tackles for loss, two forced fumbles, one fumble recovery and seven QB pressures ... Played 1,038 snaps, the second-most on the team
- **9/15 at OAK:** Posted nine tackles, one sack, one QB hit and one pass defended ... Sacked QB **Terrelle Pryor** in the fourth quarter
 - **9/22 at SEA:** Registered a game-high 12 tackles (five solo) along with an INT, one tackle for loss and one pass defended ... Intercepted QB **Russell Wilson** in the third quarter to set up a Jaguars TD
 - **10/13 at DEN:** Intercepted QB **Peyton Manning** with 36 seconds remaining in the first half and returned it 59 yards for his first career TD ... Marked the fourth-longest return in team history and longest by a LB
 - **10/20 vs. S.D.:** Totaled a season-high 14 tackles (13 solo)
 - **10/27 vs. S.F.:** Made a team-high 12 tackles (10 solo)
 - **11/10 at TEN:** Forced a fumble of RB **Chris Johnson** on the first play from scrimmage and recovered it to set up a Jaguars TD
 - **11/17 vs. ARI:** Inactive (concussion), marking first missed game as a Jaguar
 - **11/24 at HOU:** Returned to the lineup and posted a game-high 14 tackles (11 solo) along with two tackles for loss, one QB hit and one pass defended
 - **12/1 at CLE:** Paced team with 11 tackles (seven solo), two tackles for loss, a half sack, one QB hit and one pass defended. Split a sack with DE **Jason Babin** in the third quarter
 - **12/5 vs. HOU:** Posted double-digit tackles for the third straight game, finishing with a team-high 13 stops (10 solo) along with one tackle for loss and one QB hit
 - **12/15 vs. BUF:** Led team with 13 tackles (nine solo) including a sack of QB **E.J. Manuel** in the first quarter ... Set single-season career-high for sacks (2.5)
 - **12/22 vs. TEN:** Tallied a game-high 13 tackles (10 solo), his fifth straight game with double-digit tackles ... Split a sack of QB **Ryan Fitzpatrick** with DT **Abry Jones** in the first quarter

2012 (w/ JAX - 16/16)

- Started all 16 games for the second consecutive season and third time overall ... Led team with a single-season franchise record 231 tackles, surpassing the previous mark of 230 set by LB **Hardy Nickerson** in 2001 ... Matched his career-high two sacks and three INTs ... Added two forced fumbles and four passes defended ... Had double-digit tackles in 15 of 16 games
- **9/9 at MIN:** Registered 16 tackles (10 solo) with one tackle for loss
 - **9/16 vs. HOU:** Logged 17 tackles (10 solo) with one tackle for loss
 - **9/23 at IND:** Intercepted a QB **Andrew Luck** pass in the third quarter and re turned it 13 yards before a lateral to S **Dawan Landry** added nine yards
 - **11/4 vs. DET:** Led team with 17 tackles (12 solo)
 - **11/18 at HOU:** Forced an RB **Arian Foster** fumble in the third quarter, intercepted QB **Matt Schaub** in the fourth quarter and finished with a team-high 18 tackles
 - **11/25 vs. TEN:** Caused a RB **Chris Johnson** fumble in the fourth quarter
 - **12/2 at BUF:** Intercepted QB **Ryan Fitzpatrick** in the second quarter and made a team-high 13 tackles (five solo) with two QB pressures

PAUL POSLUSZNY

- **12/9 vs. NYJ:** Totaled a team-high 17 tackles (10 solo)
- **12/16 at MIA:** Registered a career-high 21 tackles (15 solo), tied for the fifth-most in franchise history
- **12/23 vs. N.E.:** Had 11 tackles (eight solo) with two QB pressures
- **12/30 at TEN:** Totaled 13 tackles (nine solo) with a career-high two sacks, two tackles for loss and one pass defensed

2011 (w/ JAX - 16/16)

Started all 16 games at MLB in his first season with the Jaguars ... Led club with 192 tackles (132 solo) and ranked second with nine tackles for loss ... The 192 tackles ranked as second-most in franchise history and marked his fourth straight season with 100-plus tackles ... Tied for the team-lead with two INTs ... Added seven QB pressures, one forced fumble, two passes defensed and two sacks ... Played major role on defense that ranked sixth in the NFL (313.0-yard average), the highest ranking for the club since 2006 (2nd) ... Recorded double-digit tackles in 11 of 16 games

- **9/11 vs. TEN:** Did not miss a snap and had four tackles and one pass defensed in his Jaguars debut
- **9/18 at NYJ:** Led team with 14 tackles
- **10/2 vs. N.O.:** Posted a team-high 16 tackles (13 solo) along with one sack, one tackle for loss and one pass defensed
- **10/9 vs. CIN:** Tallied a team-high 15 tackles while not missing a snap
- **10/16 at PIT:** Returned to home state and registered a career-high 19 tackles and one tackle for loss
- **10/30 at HOU:** Paced team with 15 tackles (eight solo), one tackle for loss and one QB pressure
- **11/13 at IND:** Intercepted QB **Curtis Painter** in the fourth quarter and split a sack with DL **John Chick** of Painter in the second quarter ... Totaled 11 tackles (eight solo) and one tackle for loss
- **11/20 at CLE:** Split a sack with DL **Matt Roth** in the third quarter and led team with 13 tackles (six solo)
- **11/27 vs. HOU:** Forced a fumble by RB **Arian Foster** in the first quarter that was scooped up by CB **Ashton Youtboty** and returned 38 yards for a TD
- **12/11 vs. T.B.:** Intercepted QB **Josh Freeman** in the third quarter and paced team with 12 tackles
- **1/1 vs. IND:** Compiled six tackles before leaving game with a shoulder injury

2010 (w/ BUF - 14/14)

Started 13 games at MLB ... Led team with career-high 140 tackles (95 solo) along with a career-high two sacks, five QB pressures and three passes defensed ... Had eight double-digit tackle games

- **9/12 vs. MIA:** Opened season with eight tackles, one tackle for loss and second career sack
- **10/10 vs. JAX:** Led team with 13 tackles
- **10/31 at K.C.:** Registered a career-high 18 tackles along with one QB hit and one pass defensed
- **12/5 at MIN:** Paced team with 15 tackles including two tackles for loss and a sack

2009 (w/ BUF - 12/12)

Started 12 games at MLB ... Voted team captain ... Totaled 115 tackles (92 solo), one sack, three INTs, four passes defensed and three forced fumbles ... Tied for second among NFL LBs with three INTs and was first Bills LB with three INTs in a season since 2006

- **10/18 at NYJ:** Returned from injury and recorded nine tackles, one tackle for loss, one QB hit and an INT ... Intercepted QB **Mark Sanchez** in overtime which led to the game-winning FG
- **11/1 vs. HOU:** Forced a fumble and accumulated nine tackles
- **12/3 vs. NYJ:** Recorded first career sack which included a forced fumble
- **12/20 vs. N.E.:** Tied for a team-high with nine tackles on and had an INT in the first quarter ... Became first Bills LB to post INTs in consecutive games since LB **Bryce Paup** in 1995

2008 (w/ BUF - 16/16)

Started all 16 games ... Led team with 129 tackles (90 solo) ... Added four QB pressures, one INT, seven passes defensed, one forced fumble and one fumble recovery

- **9/7 vs. SEA:** Opened season with seven tackles
- **9/14 vs. OAK:** Recovered first career fumble
- **9/28 at STL:** Led the team in tackles with 12
- **10/26 at MIA:** Recorded first career forced fumble
- **12/14 at NYJ:** Registered first career INT

2007 (w/ BUF - 3/3)

Started three games as a rookie before suffering a season-ending forearm injury in week three ... Became first Bills rookie MLB to start the season-opener since Shane Conlan in 1987

- **9/9 vs. DEN:** Started first career game and tied for team lead with 11 tackles
- **9/16 at PIT:** Led team in tackles with 12
- **9/23 at N.E.:** Totaled three tackles before leaving game with an arm injury

COLLEGE (at Penn State, 2003-06)

- Finished career with a school-record 372 tackles
- Started 37 of 44 games

- First player ever to record 100-plus tackles three times in a college career
- Two-time winner of the Bednarik Award for best defensive player in the nation, joining Pat Fitzgerald of Northwestern as the only players to win the award twice
- Won Dick Butkus Award for nation's top LB as a junior
- Selected as first-team All-America by the Associated Press, Walter Camp, and the NFL Draft Report
- Graduated in three and a half years with a degree in finance

PERSONAL

- Married (Elizabeth Johnson) with two daughters, London Noelle and Scarlett Rue
- Attended Hopewell High (Pa.) where he lettered in football, basketball and baseball
- Led team to WPIAL and Pennsylvania Class AAA championships as a senior
- Served as team captain
- Totaled 88 tackles and six sacks at LB and set school records with 1,575 rushing yards and 15 TDs as RB
- Named Pittsburgh Post-Gazette, Pittsburgh Tribune-Review and Pittsburgh Athletic Association Player of the Year as senior
- Graduated 17th in his class of 220 with a 3.8 GPA
- Went on a 10-day trip to Iraq to visit military troops in January 2008
- Brother, Stan, played baseball at West Virginia
- Younger brother, David, played football at Notre Dame
- Interned at UBS Financial Services in Pittsburgh during 2010 offseason
- Full name: Paul Michael Posluszny, pronounced puz-LUZ-nee.

REGULAR SEASON CAREER STATISTICS

YEAR	TEAM	GP/GS	TKL	SOLO	ASST	ST	SACKS	FF	FR	PD
2007	BUF	3/3	26	20	6	1	0.0	0	0	0
2008	BUF	16/16	129	90	39	0	0.0	1	1	7
2009	BUF	12/12	110	87	23	0	1.0	3	0	4
2010	BUF	14/14	151	103	48	0	2.0	0	0	3
2011	JAX	16/16	192*	132*	*60	0	2.0	1	0	2
2012	JAX	16/16	231*	152*	79	0	2.0	2	0	4
2013	JAX	15/15	161*	121*	40	0	3.0	1	1	9
2014	JAX	7/7	69	47	22	0	2.0	0	1	1
2015	JAX	14/14	133*	103*	30	0	1.0	0	0	6
2016	JAX	16/16	133*	97	36	0	1.5	0	0	3
2017	JAX	12/9	42	30	12	0	1.5	0	0	2
NFL totals:		11 yrs. 140/137	1,363	972	391	1	16.0	8	3	41

* team leader

INTERCEPTIONS

YEAR	TEAM	NO	YDS	AVG	LG	TD	
2007	BUF	0	0	0.0	0	0	
2008	BUF	1	9	9.0	9	0	
2009	BUF	3	20	6.7	17	0	
2010	BUF	0	0	0.0	0	0	
2011	JAX	2	2	1.0	2	0	
2012	JAX	3	20	6.7	13	0	
2013	JAX	2	69	34.5	59t	1	
2014	JAX	0	0	0.0	0	0	
2015	JAX	3	25	8.3	19	0	
2016	JAX	1	0	0.0	0	0	
2017	JAX	0	0	0.0	0	0	
NFL totals:		11 yrs	15	145	11.6	59t	1

CAREER HIGHS

	GAME	SEASON
Tackles:	21 (12/16/12 vs. MIA)	231 (2012)
Sacks:	2.0 (12/30/12 at TEN)	3.0 (2013)
Forced fumbles:	1 (eight times, last: 11/10/13 at TEN)	3 (2009)
Fumble recoveries:	1 (three times, last: 10/19/14 vs. CLE)	1 (2008, 2013-14)
Passes defensed:	3 (10/6/13 at STL)	9 (2013)
Interceptions:	1 (15 times, last: 9/25/16 vs. BAL)	3 (2009, 12, 15)

PAUL POSLUSZNY



2017 GAME-BY-GAME STATISTICS

DATE	OPP	TKL	SOLO	ASST	TFL	SACKS	ST	FF	FR	INT	PD
09/10	at Houston	2	1	1	0	0.0	0	0	0	0	0
09/17	vs. Tennessee	5	4	1	1	0.0	0	0	0	0	0
09/24	vs. Baltimore	3	3	0	1	0.0	0	0	0	0	1
10/01	at New York Jets	2	1	1	0	0.0	0	0	0	0	0
10/08	at Pittsburgh	1	1	0	0	0.0	0	0	0	0	0
10/15	vs. LA Rams	0	0	0	0	0.0	0	0	0	0	0
10/22	at Indianapolis	0	0	0	0	0.0	0	0	0	0	0
BYE WEEK											
11/05	vs. Cincinnati	2	2	0	0	0.0	0	0	0	0	0
11/12	vs. LA Chargers	2	2	0	0	0.0	0	0	0	0	0
11/19	at Cleveland	5	3	2	0	0.0	0	0	0	0	0
11/26	at Arizona	6	3	3	0	0.0	0	0	0	0	1
12/03	vs. Indianapolis	14	10	4	2	1.5	0	0	0	0	0
12/10	vs. Seattle										
12/17	vs. Houston										
12/24	at San Francisco										
12/31	at Tennessee										
2017 totals:		42	30	12	4	1.5	0	0	0	0	2



2016 GAME-BY-GAME STATISTICS

DATE	OPP	TKL	SOLO	ASST	TFL	SACKS	ST	FF	FR	INT	PD
09/11	vs. Green Bay	5	4	1	0	0.0	0	0	0	0	0
09/18	at San Diego	11	6	5	0	0.0	0	0	0	0	0
09/25	vs. Baltimore	12	10	2	0	0.0	0	0	0	1	1
10/02	vs. Indianapolis	7	5	2	1	1.5	0	0	0	0	0
BYE WEEK											
10/16	at Chicago	11	10	1	1	0.0	0	0	0	0	0
10/23	vs. Oakland	8	7	1	1	0.0	0	0	0	0	0
10/27	at Tennessee	10	6	4	0	0.0	0	0	0	0	0
11/06	at Kansas City	10	6	4	0	0.0	0	0	0	0	0
11/13	vs. Houston	5	4	1	0	0.0	0	0	0	0	0
11/20	at Detroit	6	5	1	1	0.0	0	0	0	0	0
11/27	at Buffalo	6	5	1	2	0.0	0	0	0	0	0
12/04	vs. Denver	6	6	0	0	0.0	0	0	0	0	0
12/11	vs. Minnesota	10	8	2	1	0.0	0	0	0	0	0
12/18	at Houston	11	5	6	0	0.0	0	0	0	0	0
12/24	vs. Tennessee	9	7	2	0	0.0	0	0	0	0	1
01/01	at Indianapolis	6	3	3	1	0.0	0	0	0	0	1
2016 totals:		133	97	36	8	1.5	0	0	0	1	3



2015 GAME-BY-GAME STATISTICS

DATE	OPP	TKL	SOLO	ASST	TFL	SACKS	ST	FF	FR	INT	PD
09/13	vs. Carolina	9	8	1	0	0.0	0	0	0	1	2
09/20	vs. Miami	7	7	0	0	0.0	0	0	0	0	0
09/27	at New England	18	14	4	0	0.0	0	0	0	0	0
10/04	at Indianapolis	5	4	1	1	0.0	0	0	0	0	0
10/11	at Tampa Bay					ina					
10/18	vs. Houston	10	9	1	2	0.0	0	0	0	0	0
10/25	vs. Buffalo	7	6	1	1	0.0	0	0	0	1	1
BYE WEEK											
11/08	at N.Y. Jets	7	3	4	1	0.0	0	0	0	0	0
11/15	at Baltimore	10	6	4	0	0.0	0	0	0	0	1
11/19	vs. Tennessee	7	7	0	0	0.0	0	0	0	0	0
11/29	vs. San Diego	11	11	0	3	0.0	0	0	0	0	0
12/06	at Tennessee	13	10	3	2	0.0	0	0	0	0	0
12/13	vs. Indianapolis					ina					
12/20	vs. Atlanta	10	9	1	2	0.0	0	0	0	1	1
12/27	at New Orleans	9	5	4	1	1.0	0	0	0	0	1
01/03	at Houston	10	4	6	0	0.0	0	0	0	0	0
2015 totals:		133	103	30	13	1.0	0	0	0	3	6



2014 GAME-BY-GAME STATISTICS

DATE	OPP	TKL	SOLO	ASST	TFL	SACKS	ST	FF	FR	INT	PD
09/07	at Philadelphia	12	11	1	0	0.0	0	0	0	0	0
09/14	at Washington	7	4	3	0	0.0	0	0	0	0	0
09/21	vs. Indianapolis	11	7	4	0	0.0	0	0	0	0	0
09/28	at San Diego	11	9	2	0	0.0	0	0	0	0	0
10/05	vs. Pittsburgh	12	9	3	1	1.0	0	0	0	0	1
10/12	at Tennessee	4	2	2	0	0.0	0	0	0	0	0
10/19	vs. Cleveland	12	5	7	1	1.0	0	0	1	0	0
10/26	vs. Miami					IR					
11/02	at Cincinnati					IR					
11/09	vs. Dallas					IR					
BYE WEEK											
11/23	at Indianapolis					IR					
11/30	vs. N.Y. Giants					IR					
12/07	vs. Houston					IR					
12/14	at Baltimore					IR					
12/18	vs. Tennessee					IR					
12/28	at Houston					IR					
2014 totals:		69	47	22	2	2.0	0	0	1	0	1



2013 GAME-BY-GAME STATISTICS

DATE	OPP	TKL	SOLO	ASST	TFL	SACKS	ST	FF	FR	INT	PD
09/08	vs. Kansas City	10	10	0	0	0.0	0	0	0	0	0
09/15	at Oakland	9	4	5	0	1.0	0	0	0	0	1
09/22	at Seattle	12	5	7	1	0.0	0	0	0	1	1
09/29	vs. Indianapolis	9	8	1	0	0.0	0	0	0	0	1
10/06	at St. Louis	7	6	1	0	0.0	0	0	0	0	3
10/13	at Denver	7	7	0	0	0.0	0	0	0	1	1
10/20	vs. San Diego	14	13	1	0	0.0	0	0	0	0	0
10/27	vs. San Francisco	12	10	2	0	0.0	0	0	0	0	0
BYE WEEK											
11/10	at Tennessee	8	5	3	0	0.0	0	1	1	0	0
11/17	vs. Arizona					ina					
11/24	at Houston	14	11	3	2	0.0	0	0	0	0	1
12/01	at Cleveland	11	7	4	2	0.5	0	0	0	0	1
12/05	vs. Houston	13	10	3	1	0.0	0	0	0	0	0
12/15	vs. Buffalo	13	9	4	0	1.0	0	0	0	0	0
12/22	vs. Tennessee	13	10	3	0	0.5	0	0	0	0	0
12/29	at Indianapolis	9	6	3	0	0.0	0	0	0	0	0
2013 totals:		161	121	40	6	3.0	0	1	1	2	9



2012 GAME-BY-GAME STATISTICS

DATE	OPP	TKL	SOLO	ASST	TFL	SACKS	ST	FF	FR	INT	PD
09/09	at Minnesota	16	10	5	1	0.0	0	0	0	0	1
09/16	vs. Houston	17	10	7	1	0.0	0	0	0	0	0
09/23	at Indianapolis	11	10	1	0	0.0	0	0	0	1	1
09/30	vs. Cincinnati	15	13	2	0	0.0	0	0	0	0	0
10/07	vs. Chicago	14	8	6	0	0.0	0	0	0	0	0
BYE WEEK											
10/21	at Oakland	12	8	4	1	0.0	0	0	0	0	1
10/28	at Green Bay	8	2	6	0	0.0	0	0	0	0	0
11/04	vs. Detroit	17	12	5	0	0.0	0	0	0	0	0
11/08	vs. Indianapolis	15	8	7	0	0.0	0	0	0	0	0
11/18	at Houston	18	15	3	0	0.0	0	1	0	1	0
11/25	vs. Tennessee	13	9	4	1	0.0	0	1	0	0	0
12/02	at Buffalo	13	5	8	2	0.0	0	0	0	1	0
12/09	vs. N.Y. Jets	17	10	7	0	0.0	0	0	0	0	0
12/16	at Miami	21	15	6	0	0.0	0	0	0	0	0
12/23	vs. New England	11	8	3	0	0.0	0	0	0	0	0
12/30	at Tennessee	13	9	4	2	2.0	0	0	0	0	1
2012 totals:		231	152	79	8	2.0	0	2	0	3	4

PAUL POSLUSZNY



2011 GAME-BY-GAME STATISTICS

DATE	OPP	TKL	SOLO	ASST	TFL	SACKS	ST	FF	FR	INT	PD
09/11	vs. Tennessee	4	3	1	0	0.0	0	0	0	0	1
09/18	at N.Y. Jets	14	11	3	0	0.0	0	0	0	0	0
09/25	at Carolina	12	8	4	1	0.0	0	0	0	0	0
10/02	vs. New Orleans	16	13	3	1	1.0	0	0	0	0	1
10/09	vs. Cincinnati	15	10	5	0	0.0	0	0	0	0	0
10/16	at Pittsburgh	19	16	3	1	0.0	0	0	0	0	0
10/24	vs. Baltimore	5	5	0	1	0.0	0	0	0	0	0
10/30	at Houston	15	8	7	1	0.0	0	0	0	0	0
BYE WEEK											
11/13	at Indianapolis	11	8	3	1	0.5	0	0	0	1	0
11/20	at Cleveland	13	6	7	1	0.5	0	0	0	0	0
11/27	vs. Houston	14	8	6	2	0.0	0	1	0	0	0
12/05	vs. San Diego	14	11	3	0	0.0	0	0	0	0	0
12/11	vs. Tampa Bay	12	9	3	0	0.0	0	0	0	1	0
12/15	at Atlanta	15	8	7	0	0.0	0	0	0	0	0
12/24	vs. Tennessee	7	5	2	0	0.0	0	0	0	0	0
01/01	vs. Indianapolis	6	3	3	0	0.0	0	0	0	0	0
2011 totals:		192	132	60	9	2.0	0	1	0	2	2



2010 GAME-BY-GAME STATISTICS

DATE	OPP	TKL	SOLO	ASST	TFL	SACKS	ST	FF	FR	INT	PD
09/12	vs. Miami	8	6	2	1	1.0	0	0	0	0	0
09/19	at Green Bay					ina					
09/26	at New England					ina					
10/03	vs. N.Y. Jets	12	8	4	0	0.0	0	0	0	0	0
10/10	vs. Jacksonville	13	8	5	0	0.0	0	0	0	0	0
BYE WEEK											
10/24	at Baltimore	5	4	1	0	0.0	0	0	0	0	1
10/31	at Kansas City	17	11	6	0	0.0	0	0	0	0	1
11/07	vs. Chicago	10	6	4	0	0.0	0	0	0	0	0
11/14	vs. Detroit	13	11	2	1	0.0	0	0	0	0	0
11/21	at Cincinnati	10	6	4	1	0.0	0	0	0	0	1
11/28	vs. Pittsburgh	8	6	2	0	0.0	0	0	0	0	0
12/05	at Minnesota	15	11	4	2	1.0	0	0	0	0	0
12/12	vs. Cleveland	9	6	3	0	0.0	0	0	0	0	0
12/19	at Miami	6	5	1	0	0.0	0	0	0	0	0
12/26	vs. New England	13	7	6	0	0.0	0	0	0	0	0
01/02	at N.Y. Jets	12	8	4	1	0.0	0	0	0	0	0
2010 totals:		151	103	48	6	2.0	0	0	0	0	3



2009 GAME-BY-GAME STATISTICS

DATE	OPP	TKL	SOLO	ASST	TFL	SACKS	ST	FF	FR	INT	PD
09/14	at New England	6	6	0	0	0.0	0	0	0	0	0
09/20	vs. Tampa Bay					ina					
09/27	vs. New Orleans					ina					
10/04	at Miami					ina					
10/11	vs. Cleveland					ina					
10/18	at N.Y. Jets	9	6	3	1	0.0	0	0	0	1	1
10/25	at Carolina	11	9	2	0	0.0	0	0	0	0	0
11/01	vs. Houston	9	5	4	0	0.0	0	1	0	0	0
BYE WEEK											
11/15	at Tennessee	12	10	2	1	0.0	0	0	0	0	0
11/22	at Jacksonville	12	11	1	0	0.0	0	1	0	0	0
11/29	vs. Miami	10	6	4	0	0.0	0	0	0	0	1
12/03	vs. N.Y. Jets	5	5	0	0	1.0	0	1	0	0	0
12/13	at Kansas City	9	8	1	1	0.0	0	0	0	1	1
12/20	vs. New England	9	7	2	1	0.0	0	0	0	1	1
12/27	at Atlanta	7	6	1	0	0.0	0	0	0	0	0
01/03	vs. Indianapolis	11	8	3	0	0.0	0	0	0	0	0
2009 totals:		129	90	39	4	1.0	0	3	0	3	4



2008 GAME-BY-GAME STATISTICS

DATE	OPP	TKL	SOLO	ASST	TFL	SACKS	ST	FF	FR	INT	PD
09/07	vs. Seattle	7	5	2	0	0.0	0	0	0	0	2
09/14	at Jacksonville	9	6	3	0	0.0	0	0	0	0	0
09/21	vs. Oakland	7	7	0	0	0.0	0	0	1	0	1
09/28	at St. Louis	12	9	3	1	0.0	0	0	0	0	1
10/05	at Arizona	11	7	4	0	0.0	0	0	0	0	0
BYE WEEK											
10/19	vs. San Diego	7	7	0	0	0.0	0	0	0	0	0
10/26	at Miami	8	7	1	1	0.0	0	1	0	0	0
11/02	vs. N.Y. Jets	13	9	4	1	0.0	0	0	0	0	0
11/09	at New England	10	5	5	0	0.0	0	0	0	0	0
11/17	vs. Cleveland	2	1	1	0	0.0	0	0	0	0	0
11/23	at Kansas City	8	5	3	0	0.0	0	0	0	0	0
11/30	vs. San Francisco	4	3	1	0	0.0	0	0	0	0	0
12/07	vs. Miami	8	5	3	0	0.0	0	0	0	0	0
12/14	at N.Y. Jets	7	4	3	0	0.0	0	0	0	1	2
12/21	at Denver	8	4	4	0	0.0	0	0	0	0	1
12/28	vs. New England	8	6	3	0	0.0	0	0	0	0	0
2008 totals:		129	90	39	3	0.0	0	1	1	1	7



2007 GAME-BY-GAME STATISTICS

DATE	OPP	TKL	SOLO	ASST	TFL	SACKS	ST	FF	FR	INT	PD
09/09	vs. Denver	11	9	2	0	0.0	0	0	0	0	0
09/16	at Pittsburgh	12	8	4	0	0.0	0	0	0	0	0
09/23	at New England	3	3	0	0	0.0	0	0	0	0	0
09/30	vs. N.Y. Jets					IR					
10/08	vs. Dallas					IR					
BYE WEEK											
10/21	vs. Baltimore					IR					
10/28	at N.Y. Jets					IR					
11/04	vs. Cincinnati					IR					
11/11	at Miami					IR					
11/18	vs. New England					IR					
11/25	at Jacksonville					IR					
12/02	at Washington					IR					
12/09	vs. Miami					IR					
12/16	at Cleveland					IR					
12/23	vs. N.Y. Giants					IR					
12/30	at Philadelphia					IR					
2007 totals:		26	20	6	0	0.0	0	0	0	0	0

JALEN RAMSEY

20

JALEN RAMSEY

CORNERBACK
6-1 208 LBS
FLORIDA STATE
BORN OCTOBER 24, 1994
SMYRNA, TENNESSEE
ACQ: 1ST ROUND OF 2016 DRAFT (5TH)
EXP: 2ND YEAR



TRANSACTIONS

- Originally drafted by Jacksonville in the first round (fifth overall) of the 2016 draft

PRO (Games played/started - 28/28)

- Made NFL and Jaguars debut in Week 1 of the 2016 season

2017 (w/ JAX - 12/12)

- 9/10 at HOU:** Started at LCB and recorded three tackles (two solo) and a team-high three passes defended
- 9/17 vs. TEN:** Started at LCB and recorded two solo tackles
- 9/24 vs. BAL:** Started at LCB and recorded two solo tackles and registered one INT and one pass defended
- 10/1 at NYJ:** Started at LCB and recorded four solo tackles and one pass defended
- 10/8 at PIT:** Started at LCB and recorded seven solo tackles, one INT and four passes defended
- 10/15 vs. LAR:** Started at LCB and recorded three tackles (one solo)
- 10/22 at IND:** Started at LCB and recorded four solo tackles and two passes defended
- 11/5 vs. CIN:** Started at LCB and recorded one solo tackle
- 11/12 vs. LAC:** Started at LCB and recorded four tackles (three solo) and two passes defended
- 11/19 at CLE:** Led the team with six tackles (four solo) and also recorded one pass defended
- 11/26 at ARI:** Started at LCB and recorded six solo tackles and one tackle for a loss
- 12/3 vs. IND:** Started at LCB and recorded five tackles (four solo), one INT and two passes defended

2016 (w/ JAX - 16/16)

Led all NFL rookies with 14 passes defended ... One of four rookies to return an INT for a TD in the NFL this season ... Named AFC Defensive Player of the Week for Week 16 after registering four solo tackles, four passes defended and a INT-TD against Tennessee ... Joined K.C.'s **Marcus Peters** as the only rookie CBs over the last eight seasons to tally 50-plus tackles, at least one pick-six and one forced fumble during their rookie year

- 9/11 vs. G.B.:** Started at CB and made three tackles (two solo) in NFL debut
- 9/18 at S.D.:** Started at CB and made six solo tackles and one tackle for loss
- 9/25 vs. BAL:** Started at RCB and made five tackles (four solo)
- 10/2 vs. IND:** Started at RCB and registered four solo tackles
- 10/16 at CHI:** Started at RCB and posted two solo tackles and the game-clinching pass defended on fourth down with 1:03 remaining in the fourth quarter ... Limited Bears WR **Alshon Jeffrey** to one catch for three yards on six targets in the second half
- 10/23 vs. OAK:** Started at RCB and registered two solo tackles
- 10/27 at TEN:** Started at RCB and recorded eight tackles (four solo)
- 11/6 at K.C.:** Started at RCB and recorded two tackles (one solo)
- 11/13 vs. HOU:** Started at RCB and led the team with six solo tackles
- 11/20 at DET:** Started at RCB and posted six tackles (five solo)
- 11/27 at BUF:** Started at RCB and made three solo tackles, including one tackle for loss
- 12/4 vs. DEN:** Started at RCB and made four tackles (three solo) and a career-high two passes defended
- 12/11 vs. MIN:** Started at RCB and made two tackles (one solo) and one pass defended
- 12/18 at HOU:** Started at RCB and recorded four solo tackles, one interception, which he returned 35 yards, five passes defended and one forced fumble ... Ramsey's five passes defended are the second-most in the NFL in 2016 and most by a rookie since 2013 when Dee Milliner (NYJ) also registered five.
- 12/24 vs. TEN:** Started at RCB and recorded four solo tackles and four passes defended ... Also returned an interception of Titans QB **Matt Cassel** 30 yards for a TD as he became the first rookie in franchise history to record a pick-six ... Also became the first rookie in Jaguars history to record INTs in back-to-back games
- 1/1 at IND:** Started at RCB and recorded four solo tackles and one pass defended

COLLEGE (at Florida State, 2013-15)

- Started all 41 games in three years at Florida State
- Finished career with 180 tackles (119 solo), 15.5 tackles for loss, 5.0 sacks, three forced fumbles, two fumble recoveries, 23 passes defended and three INTs

- Decided to forgo his final year of eligibility in 2016 and declare for the NFL Draft
- Became Florida State's 36th consensus All-American
- All-ACC First Team, AFCA First Team All-America, Walter Camp First Team All-America, ESPN.com First Team All-America as a senior
- Started all 14 games for the Seminoles' third-ranked defense (281.4) and the nation's top pass defense (156.6) as a CB and FS in 2013

PERSONAL

- Attended Brentwood Academy (Tenn.), where he was rated a five-star prospect by both Rivals.com and Scout.com and a four-star according to ESPN and 247Sports
- U.S. Army All-America selection
- Twitter handle is @jalenramsey



REGULAR SEASON CAREER STATISTICS

YEAR	TEAM	GP/PS	TKL	SOLO	ASST	TFL	SACKS	ST	FF	FR	INT	PD
2016	JAX	16/16	65	55	10	2	0.0	0	1	0	2	14
2017	JAX	12/12	47	40	7	1	0.0	0	0	0	3	16
NFL totals: 2 yrs. 28/28			112	95	17	3	0.0	0	1	0	5	30



CAREER HIGHS

	GAME	SEASON
Tackles:	8 (10/27/16 at TEN)	65 (2016)
Interceptions:	1 (five times, last: 12/3/17 vs. IND)	3 (2017)
Forced fumbles:	1 (12/18/16 at HOU)	1 (2016)
Passes defended:	5 (12/18/16 at HOU)	16 (2017)



2017 GAME-BY-GAME STATISTICS

DATE	OPP	TKL	SOLO	ASST	TFL	SACKS	ST	FF	FR	INT	PD
09/10	at Houston	3	2	1	0	0.0	0	0	0	0	3
09/17	vs. Tennessee	2	2	0	0	0.0	0	0	0	0	0
09/24	vs. Baltimore	2	2	0	0	0.0	0	0	0	1	1
10/01	at New York Jets	4	4	0	0	0.0	0	0	0	0	1
10/08	at Pittsburgh	7	7	0	0	0.0	0	0	0	1	4
10/15	vs. LA Rams	3	1	2	0	0.0	0	0	0	0	0
10/22	at Indianapolis	4	4	0	0	0.0	0	0	0	0	2
BYE WEEK											
11/05	vs. Cincinnati	1	1	0	0	0.0	0	0	0	0	0
11/12	vs. LA Chargers	4	3	1	0	0.0	0	0	0	0	2
11/19	at Cleveland	6	4	2	0	0.0	0	0	0	0	1
11/26	at Arizona	6	6	0	1	0.0	0	0	0	0	0
12/03	vs. Indianapolis	5	4	1	0	0.0	0	0	0	1	2
12/10	vs. Seattle										
12/17	vs. Houston										
12/24	at San Francisco										
12/31	at Tennessee										
2017 totals:		47	40	7	1	0.0	0	0	0	3	16



2016 GAME-BY-GAME STATISTICS

DATE	OPP	TKL	SOLO	ASST	TFL	SACKS	ST	FF	FR	INT	PD
09/11	vs. Green Bay	3	2	1	0	0.0	0	0	0	0	0
09/18	at San Diego	6	6	0	1	0.0	0	0	0	0	0
09/25	vs. Baltimore	5	4	1	0	0.0	0	0	0	0	0
10/02	vs. Indianapolis	4	4	0	0	0.0	0	0	0	0	0
BYE WEEK											
10/16	at Chicago	2	2	0	0	0.0	0	0	0	0	1
10/23	vs. Oakland	2	2	0	0	0.0	0	0	0	0	0
10/27	at Tennessee	8	4	4	0	0.0	0	0	0	0	0
11/06	at Kansas City	2	1	1	0	0.0	0	0	0	0	0
11/13	vs. Houston	6	6	0	0	0.0	0	0	0	0	0
11/20	at Detroit	6	5	1	0	0.0	0	0	0	0	0
11/27	at Buffalo	3	3	0	1	0.0	0	0	0	0	0
12/04	vs. Denver	4	3	1	0	0.0	0	0	0	0	2
12/11	vs. Minnesota	2	1	1	0	0.0	0	0	0	0	1
12/18	at Houston	4	4	0	0	0.0	0	1	0	1	5
12/24	vs. Tennessee	4	4	0	0	0.0	0	0	0	1	4
01/01	at Indianapolis	4	4	0	0	0.0	0	0	0	0	1
2016 totals:		65	55	10	2	0.0	0	1	0	2	14

CHRIS REED

64

CHRIS REED

OFFENSIVE LINEMAN
6-5 310 LBS
MINNESOTA STATE-MANKATO
BORN JULY 22, 1992
OMAHA, NEBRASKA
ACQ: FREE AGENT 2015
EXP: 2ND YEAR



TRANSACTIONS

Originally signed by Jacksonville as an undrafted rookie on 5/8/15 ... Signed to practice squad on 9/6/15 ... Placed on injured reserve on 12/23/16 ... Waived by Jacksonville on 9/2/17 ... Signed to the practice squad by Jacksonville on 9/3/17 ... Promoted to the active roster on 10/7/17

PRO (Games played/started - 16/7)

Spent his rookie season on the practice squad, before appearing in 10 games and starting four at LG in 2016

2017 (w/ JAX - 6/3)

Signed off the team's practice squad prior to Week 5

- **10/8 at PIT:** Saw action at LG
- **10/15 vs LAR:** Did not play
- **10/22 at IND:** Saw action as an extra offensive lineman and on special teams
- **11/5 vs. CIN:** Saw action on special teams
- **11/12 vs. LAC:** Inactive
- **11/19 at CLE:** Started at LG in place of injured **Patrick Omameh** and helped the team rush for 139 yards
- **11/26 at ARI:** Started at LG in place of injured **Patrick Omameh**
- **12/3 vs. IND:** Started at LG in place of injured **Patrick Omameh**

2016 (w/ JAX - 10/4)

Made four starts at LG while playing in 10 games

- **9/11 vs. G.B.:** Inactive for the team's season opener
- **9/18 at S.D.:** Inactive
- **9/25 vs. BAL:** Earned his first career start at LG
- **10/2 vs. IND:** Inactive
- **10/16 at CHI:** Played two snaps at G and saw action on special teams
- **10/23 vs. OAK:** Made his second consecutive appearance
- **10/27 at TEN:** Saw action on special teams
- **11/6 at K.C.:** Saw action on special teams
- **11/13 vs. HOU:** Saw action on special teams
- **11/20 at DET:** Played 47 snaps at LG after starting LG **Patrick Omameh** suffered a left foot injury
- **11/27 at BUF:** Started at LG, helping the team rush for 183 yards
- **12/4 vs. DEN:** Started at LG and helped the team rush for 154 yards
- **12/11 vs. MIN:** Started at LG
- **12/18 at HOU:** Inactive (toe)

2015 (w/ JAX - ps)

Spent season on the team's practice squad

COLLEGE (at Minnesota State, 2010-14)

- Four-year letterman appeared in 48 games in his career
- Started in all 15 games as a senior in 2014
- Helped school rush for 3,625 yards and pass for 3,079 yards, compiling 82 total TDs
- Selected as D2Football.com first-team All-America, first-team NSIC South Division All-Conference and second-team Don Hansen All-Super Region Three
- Also participated on the school's indoor and outdoor track teams and qualified for the 2011 NCAA Division II National Championships in shot put
- Eleven-time NCAA Division II Track & Field All-American
- Two-time NCAA Division II champion in outdoor shot put (2013 and 2014)
- Holds Minnesota State record in indoor shot put (65'010.5") & outdoor shot put (65'-7")
- Holds Minnesota State record in indoor weight throw (67'-7.5") and outdoor hammer throw (215'-11")

PERSONAL

- Three-year starter at Omaha Central (Neb.) High School
- Also attended Spirit Lake (Iowa) High School for one year
- Honorable mention All-State selection
- Stand-out athlete in track and field and won the State Title twice for Nebraska
- Named the state's Field Athlete of the Year in 2009
- Son of Chuck Reed and Anne McCormick
- Majored in psychology with a minor in coaching

CAM ROBINSON

75

CAM ROBINSON

OFFENSIVE LINEMAN

6-6 320 LBS

ALABAMA

BORN OCTOBER 9, 1995

MONROE, LOUISIANA

ACQ: SECOND ROUND OF 2017 DRAFT (34TH)

EXP: ROOKIE



TRANSACTIONS

Drafted by Jacksonville in the second round (34th overall) of the 2017 draft on choice obtained from Seattle for Jaguars' second-round (35th) and sixth-round (187th overall) picks

PRO (Games played/started - 12/12)

2017 (w/ JAX - 12/12)

- **9/10 at HOU:** Made his NFL debut and started at LT and helped pave the way for the team to rush for 155 yards ... Did not allow a sack
- **9/17 vs. TEN:** Started at LT
- **9/24 vs. BAL:** Started at LT and helped the team rush for 166 yards and did not allow a sack
- **10/1 at NYJ:** Started at LT and helped the team rush for 175 yards
- **10/8 at PIT:** Started at LT and helped the team rush for 231 yards
- **10/15 vs LAR:** Started at LT and helped the team rush for 169 yards
- **10/22 at IND:** Started at LT ... Left game in first quarter with injury (ankle)
- **11/5 vs. CIN:** Started at LT helped the team rush for 149 yards ... Part of a unit that did not allow a sack for the third time this season
- **11/12 vs. LAC:** Started at LT and helped the team rush for 135 yards
- **11/19 at CLE:** Started at LT and helped the team rush for 139 yards
- **11/26 at ARI:** Started at LT
- **12/3 vs. IND:** Started at LT

COLLEGE (at Alabama, 2014-16)

- Started all 43 games at LT during his three seasons
- Paved the way for 28 100-yard rushing performances
- Blocked for Jaguars RB **T.J. Yeldon** during Robinson's freshman season

2016 (Junior)

Selected as one of the Crimson Tide's permanent team captains ... Unanimous All-American ... Outland Trophy winner, given annually to the nation's top interior lineman on offense or defense ... Claimed the SEC Jacobs Blocking Trophy, the Tide's second in as many years ... First-team All-SEC selection by the conference coaches and the Associated Press ... Midseason All-American by Sports Illustrated, CBS, ESPN and Sporting News ... Helped the Tide rank 16th nationally and first in the SEC in scoring offense (38.8 ppg), 12th nationally and second in the league in rushing offense (245.0 ypg) and 34th in the nation in total offense (455.3)

2015 (Sophomore)

Named to the All-SEC first team by both the conference coaches and the Associated Press ... Helped blocking for an offense that rushed for 199.9 yards per game, which ranked 32nd nationally and third in the SEC ... Blocked for 17 100-yard rushing performances

2014 (Freshman)

Earned freshman All-American honors by Sporting news and the Football Writers Association of America ... Finished with 32 knockdown blocks while surrendering just three sacks on 861 snaps ... Helped lead a blocking unit that averaged 206.6 yards per game, which ranked seventh in the SEC and 30th nationally ... The offensive line surrendered 16 sacks on the season, the second-fewest in the SEC and 14th nationally (1.14 per game) ... Blocked for 484.5 yards of total offense per game (third in the SEC and 17th nationally)

HIGH SCHOOL

- Played at West Monroe High School for Head Coach **Jerry Arledge**
- Parade Magazine All-American
- First-team All-USA selection by the USA Today
- Rated as the No. 2 player in the nation by Scout.com
- ESPN rated him the No. 1 offensive tackle, No. 2 player in the state and No. 2 prospect in the ESPN 300

TYLER SHATLEY

69

TYLER SHATLEY

OFFENSIVE LINEMAN

6-3 310 LBS

CLEMSON

BORN MAY 5, 1991

ICARD, NORTH CAROLINA

ACQ: ROOKIE FREE AGENT 2014

EXP: 3RD YEAR



TRANSACTIONS:

Originally signed by Jacksonville as an undrafted rookie on 5/12/14

PRO (Games played/started - 42/8)

- Has played in 30 games in three seasons with the team, primarily on special teams
- Was one of three undrafted rookies to make opening day roster in 2014

2017 (w/ JAX - 12/4)

- **9/10 at HOU:** Saw action as an extra offensive lineman and on special teams ... Helped pave the way for the team to rush for 155 yards
- **9/17 vs. TEN:** Saw action on special teams
- **9/24 vs. BAL:** Saw action as an extra offensive lineman and on special teams
- **10/1 at NYJ:** Saw action at RG and on special teams
- **10/8 at PIT:** Started at C and helped the team rush for 231 yards
- **10/15 vs LAR:** Started at C and helped the team rush for 169 yards
- **10/22 at IND:** Started at C and helped the team rush for 188 yards
- **11/5 vs. CIN:** Started at C helped the team rush for 149 yards ... Part of a unit that did not allow a sack for the third time this season
- **11/12 vs. LAC:** Saw extensive action at LG and helped the team rush for 135 yards and served as the team's long snapper on FGs after LS **Matt Overton** exited the game with a shoulder injury ... Snapped for the game-tying and game-winning FGs
- **11/19 at CLE:** Saw action on special teams
- **11/26 at ARI:** Saw action on special teams
- **12/3 vs. IND:** Saw action at C and on special teams

2016 (w/ JAX - 16/4)

Made two starts at C and two at LG while seeing action in all 16 games

- **9/11 vs. G.B.:** Played 11 snaps on special teams in team's season opener
- **9/18 at S.D.:** Saw action on special teams
- **9/25 vs. BAL:** Started at center and played in all 66 offensive snaps
- **10/2 vs. IND:** Played three snaps at guard and saw time on special teams
- **10/16 at CHI:** Saw action on special teams
- **10/23 vs. OAK:** Saw action on special team
- **10/27 at TEN:** Saw action on special teams
- **11/6 at K.C.:** Saw action on special teams
- **11/13 vs. HOU:** Saw action on special teams
- **11/20 at DET:** Saw action on special teams
- **11/27 at BUF:** Saw action on special teams
- **12/4 vs. DEN:** Saw action on special teams and played six snaps at center when **Brandon Linder** left the game with an ankle injury
- **12/11 vs. MIN:** Started at C
- **12/18 at HOU:** Saw action at LG after injuries to **Jeremiah Poutasi** (ankle) and **Josh Wells** (shoulder)
- **12/24 vs. TEN:** Started at LG
- **1/1 at IND:** Started at LG, helping the team rush for 182 yards

2015 (w/ JAX - 13/0)

- Saw action in 13 games, primarily on special teams

2014 (w/ JAX - 1/0)

- Earned spot on opening day roster after joining club as a rookie free agent
- Was inactive for 15 games
 - **11/9 vs. DAL:** Made NFL debut and played RG for the entire second half

COLLEGE (at Clemson, 2009-13)

- Began his career as a fullback, before moving to the defensive line in 2010 and the offensive line in the spring of 2012
- Played in 51 games with 27 starts
- Started 25 games on offense over his final two seasons and registered 60 knock-downs on 1,776 snaps
- As a senior in 2013, was a team captain and earned third-team All-ACC honors
- As a junior in 2013, named a Strength & Conditioning All-American by the NSCA
- Graduated with a degree in civil engineering

PERSONAL

- Attended East Burke (Icard, N.C.) High School where he was the No. 3 rated FB in the nation by Tom Lemming
- Did not play on the offensive line in HS
- As a FB, had 2,000 rushing yards and 31 TDs in his junior and senior seasons
- Also served as the team's punter and averaged 40.7 yards per punt
- Full name is Christian Tyler Shatley

TELVIN SMITH

50

TELVIN SMITH

LINEBACKER

6-3 215 LBS.


FLORIDA STATE

BORN APRIL 11, 1991

VALDOSTA, GEORGIA

ACQ: 5TH ROUND OF 2014 DRAFT (144TH)

EXP: 4TH YEAR



TRANSACTIONS

Originally drafted by Jacksonville in the fifth round (144th overall) of the 2014 draft

PRO (Games played/started - 57/51)

• Fourth-year LB was drafted in the fifth round from Florida State and has emerged as a starter at WLB

2017 (w/ JAX - 11/11)

Selected as a defensive captain by his teammates for the 2017 season

- **9/10 at HOU:** Started at WLB and recorded two tackles (one solo) and added one pass defended
- **9/17 vs. TEN:** Led the team with eight tackles (six solo) and also recorded one tackle for a loss, one pass defended and one INT
- **9/24 vs. BAL:** Started at WLB and led the team with seven solo tackles and also registered one fumble recovery that he returned 52 yards to the Baltimore 2-yard line
- **10/1 at NYJ:** Started at WLB and led the team with 13 tackles (11 solo) and recorded one tackle for a loss
- **10/8 at PIT:** Started at WLB and tied for the team lead with 10 tackles (six solo), while also recording two tackles for a loss, one pass defended and one INT he returned 28 yards for a TD
- **10/15 vs. LAR:** Started at WLB and led the team with eight solo tackles and added one sack, two tackles for a loss and a forced fumble
- **10/22 at IND:** Led the team with 10 tackles (seven solo) and recorded two tackles for a loss
- **11/5 vs. CIN:** Started at WLB and recorded four tackles (two solo), one pass defended and one tackle for a loss
- **11/12 vs. LAC:** Started at WLB and totaled nine tackles (six solo) and two tackles for a loss
- **11/19 at CLE:** Started at WLB and recorded five tackles (three solo), one INT, one pass defended and one fumble recovery, which he recovered in the endzone to seal the game in the fourth quarter
- **11/26 at ARI:** Started at WLB and recorded seven tackles (six solo) in the first half ... Did not play in the second half (concussion)
- **12/3 vs. IND:** Inactive (concussion)

2016 (w/ JAX - 16/16)

Set career highs and led the team with 14 tackles for loss ... Also set career highs with eight passes defended and two INTs

- **9/11 vs. G.B.:** Made his 25th career start at WLB and tallied eight tackles (six solo), including two tackles for loss
- **9/18 at S.D.:** Started at WLB and made nine tackles (seven solo), including two tackles for loss
- **9/25 vs. BAL:** Started at WLB and had seven tackles (six solo), including one tackle for a loss and two passes defended
- **10/2 vs. IND:** Recorded a team-high eight solo tackles and also had a tackle for a loss
- **10/16 at CHI:** Posted eight solo tackles, including one tackle for loss
- **10/23 vs. OAK:** Registered five tackles (four solo), including a season-high three tackles for loss
- **10/27 at TEN:** Recorded a team-high 15 tackles (10 solo) starting at WLB
- **11/6 at K.C.:** Had five solo tackles and one pass defended
- **11/13 vs. HOU:** Tied for the team-lead with six tackles (four solo)
- **11/20 at DET:** Started at WLB and led the team with eight tackles (seven solo), including one tackle for loss and one fumble recovery
- **11/27 at BUF:** Led the team with nine tackles (seven solo), including two tackles for loss
- **12/4 vs. DEN:** Tied for the team lead with six solo tackles, while also registering one sack, his first since recording two at Tennessee last season
- **12/11 vs. MIN:** Tallied two solo tackles, including one tackle for loss
- **12/18 at HOU:** Recorded eight tackles (six solo), one interception and one pass defended
- **12/24 vs. TEN:** Started at WLB and recorded five tackles (four solo)
- **1/1 at IND:** Started at WLB and recorded a team-high nine tackles (eight solo), one interception and two passes defended

2015 (w/ JAX - 14/14)

Played and started in 14 games at WLB in his second season with the Jaguars ... Finished second on the team with 128 tackles, the most in the NFL by a player in his first or second season ... Added seven passes defended, the second-most on the team

- **9/13 vs. CAR:** Recorded nine tackles (seven solo) and three tackles for loss
- **9/20 vs. MIA:** Led the team with nine tackles (six solo) and recorded one pass defended
- **9/27 at N.E.:** Recorded 11 tackles (seven solo) in team's road opener
- **10/4 at IND:** Made eight tackles (six solo) and 0.5 sacks
- **10/11 at T.B.:** Recorded 14 tackles (13 solo) and one tackle for loss
- **10/25 vs. BUF:** Made a team-high nine tackles (eight solo), including two tackles for loss and three passes defended ... Recorded his first career TD, intercepting QB **E.J. Manuel** and returning it 26 yards for the second-quarter score
- **11/8 at NYJ:** Made seven tackles (five solo), including two passes defended, one forced fumble and a tackle for loss
- **11/15 at BAL:** Led the team with 12 tackles (five solo)
- **12/6 at TEN:** Registered nine tackles (seven solo), two sacks, including one sack-fumble ... First Jaguars LB with multiple sacks in a single game since **Paul Posluszny** registered 2.0 sacks in Week 17 of the 2012 season and is just the sixth linebacker in franchise history to accomplish the feat, joining Posluszny, **Mike Peterson**, **Akin Ayodele**, **Kevin Hardy** (two games with multiple sacks) and **Brant Boyer** (two games with multiple sacks)
- **12/13 vs. IND:** Started at WLB and made nine tackles (eight solo), including one tackle for loss ... Added one pass defended

2014 (w/ JAX - 16/10)

Appeared in all 16 games and made 10 starts at LB ... Ranked second on team with 99 tackles (68 solo) and nine tackles for loss ... Had a team-high two fumble recoveries along with four passes defended, one QB hit and one forced fumble ... Ranked third among all NFL rookies in tackles

- **9/7 at PHI:** Made NFL debut and posted three solo tackles with one stop for loss
- **9/14 at WAS:** Produced four tackles (two solo) including his first career sack: QB **Kirk Cousins** for an 11-yard loss in the fourth quarter
- **10/19 vs. CLE:** Named AFC Defensive Player of the Week after producing a sack/forced fumble, interception and two passes defended ... Registered a sack/forced fumble of QB **Brian Hoyer** in the third quarter and the ball was recovered by **Paul Posluszny** ... With 5:21 remaining in the game, Smith picked off Hoyer and returned it 15 yards to set up a Jaguars TD
- **11/23 at IND:** Started at LB and paced the team with 12 tackles (nine solo) along with two fumble recoveries and two tackles for loss ... Recovered an **Andrew Luck** fumble in the first quarter and a **Dan Herron** fumble in the second quarter
- **11/30 vs. NYG:** Started at LB and had double-digit tackles for the second straight game, finishing with 10 stops (eight solo)
- **12/18 vs. TEN:** Compiled a then career-high 15 tackles (10 solo) including one for loss
- **12/28 at HOU:** Registered a career-high 16 tackles (11 solo) in the season-finale

COLLEGE (at Florida State, 2010-13)

- Appeared in 54 games with 15 starts
- Totaled 214 tackles (139 solo) with seven sacks, 29 tackles for loss and six QB pressures
- Added four fumble recoveries and two forced fumbles
- Had 10 passes defended and four INTs, three returned for TDs
- Started all 14 games as a senior and tallied a team-high 90 tackles (61 solo), three INTs, 9.5 tackles for loss, two sacks, two fumble recoveries and four passes defended
- Recorded three INTs and tied the school single-season record with three returned for TDs
- First-team All-ACC selection by the league's coaches, ESPN.com and The Sporting News
- Majored in sports administration

PERSONAL

- Attended Lowndes High School in Georgia
- Received four-star ranking from Rivals.com and a three-star rating from Scout.com
- Super Prep All-State selection
- Registered 109 tackles (84 solo) as a senior with a pair of INTs
- Recorded 97 tackles, 16 tackles for loss and two INTs as a junior, leading team to Class 5A championship
- Played in the Georgia Athletic Coaches Association North/South All-Star Classic
- Twitter handle is @TelvinSmith_22

TELVIN SMITH

REGULAR SEASON CAREER STATISTICS

YEAR	TEAM	GP/GS	TKL	SOLO	ASST	TFL	SACKS	ST	FF	FR	PD	INT
2014	JAX	16/10	99	68	31	9	2.0	4	1	2	4	1
2015	JAX	14/14	128	99	29	13	2.5	0	2	0	7	1
2016	JAX	16/16	118	98	20	14	1.0	0	0	1	8	2
2017	JAX	11/11	83	63	20	11	1.0	0	1	2	4	3
NFL totals: 4 yrs.		57/51	428	328	10	47	6.5	4	4	5	23	7

CAREER HIGHS

	GAME	SEASON
Tackles:	16 (12/28/14 at HOU)	128 (2015)
Tackles for loss:	3 (9/13/15 vs. CAR)	14 (2016)
Sacks:	2.0 (12/6/15 at TEN)	2.5 (2015)
Forced fumbles:	1 (four times; last: 10/15/17 vs. LAR)	2 (2015)
Fumble recoveries:	2 (11/23/14 at IND)	2 (2014)
Passes defended:	3 (10/25/15 vs. BUF)	8 (2016)
Interceptions:	1 (seven times; last: 11/19/17 at CLE)	3 (2017)

2017 GAME-BY-GAME STATISTICS

DATE	OPP	TKL	SOLO	ASST	TFL	SACKS	ST	FF	FR	INT	PD
09/10	at Houston	2	1	1	0	0.0	0	0	0	0	1
09/17	vs. Tennessee	8	6	2	1	0.0	0	0	0	1	1
09/24	vs. Baltimore	7	7	0	0	0.0	0	0	1	0	0
10/01	at New York Jets	13	11	2	1	0.0	0	0	0	0	0
10/08	at Pittsburgh	10	6	4	2	0.0	0	0	0	1	1
10/15	vs. LA Rams	8	8	0	2	1.0	0	1	0	0	0
10/22	at Indianapolis	10	7	3	2	0.0	0	0	0	0	0
BYE WEEK											
11/05	vs. Cincinnati	4	2	2	1	0.0	0	0	0	0	1
11/12	vs. LA Chargers	9	6	3	2	0.0	0	0	0	0	0
11/19	at Cleveland	5	3	2	0	0.0	0	0	1	1	0
11/26	at Arizona	7	6	1	0	0.0	0	0	0	0	0
12/03	vs. Indianapolis	Inactive									
12/10	vs. Seattle	Inactive									
12/17	vs. Houston	Inactive									
12/24	at San Francisco	Inactive									
12/31	at Tennessee	Inactive									
2017 totals:		83	63	20	11	1.0	0	0	2	3	4

2016 GAME-BY-GAME STATISTICS

DATE	GAME	TKL	SOLO	ASST	TFL	SACKS	ST	FF	FR	PD	INT
09/11	vs. Green Bay	8	6	2	2	0.0	0	0	0	0	0
09/18	at San Diego	9	7	2	2	0.0	0	0	0	0	0
09/25	vs. Baltimore	7	6	1	1	0.0	0	0	0	2	0
10/02	vs. Indianapolis	8	8	0	1	0.0	0	0	0	0	0
BYE WEEK											
10/16	at Chicago	8	8	0	1	0.0	0	0	0	1	0
10/23	vs. Oakland	5	4	1	3	0.0	0	0	0	0	0
10/27	at Tennessee	15	10	5	0	0.0	0	0	0	1	0
11/06	at Kansas City	5	5	0	0	0.0	0	0	0	1	0
11/13	vs. Houston	6	4	2	0	0.0	0	0	0	0	0
11/20	at Detroit	8	7	1	1	0.0	0	0	1	0	0
11/27	at Buffalo	9	7	2	2	0.0	0	0	0	0	0
12/04	vs. Denver	6	6	0	0	1.0	0	0	0	0	0
12/11	vs. Minnesota	2	2	0	1	0.0	0	0	0	0	0
12/18	at Houston	8	6	2	0	0.0	0	0	0	1	1
12/24	vs. Tennessee	5	4	1	0	0.0	0	0	0	0	0
01/01	at Indianapolis	9	8	1	0	0.0	0	0	0	2	1
2016 totals:		118	98	20	14	1.0	0	0	1	8	2

2015 GAME-BY-GAME STATISTICS

DATE	GAME	TKL	SOLO	ASST	TFL	SACKS	ST	FF	FR	PD	INT
09/13	vs. Carolina	9	7	2	3	0.0	0	0	0	0	0
09/20	vs. Miami	9	6	3	0	0.0	0	0	0	1	1
09/27	at New England	11	7	4	0	0.0	0	0	0	0	0
10/04	at Indianapolis	9	5	4	1	0.5	0	0	0	0	0
10/11	at Tampa Bay	14	13	1	1	0.0	0	0	0	0	0
10/18	vs. Houston	7	7	0	1	0.0	0	0	0	0	0
10/25	vs. Buffalo	9	8	1	2	0.0	0	0	0	3	1
BYE WEEK											
11/08	at N.Y. Jets	8	6	2	1	0.0	0	1	0	2	0
11/15	at Baltimore	12	5	7	0	0.0	0	0	0	0	0
11/19	vs. Tennessee	9	8	1	1	0.0	0	0	0	0	0
11/29	vs. San Diego	7	6	1	0	0.0	0	0	0	0	0
12/06	at Tennessee	9	7	2	1	2.0	0	1	0	0	0
12/13	vs. Indianapolis	9	8	1	1	0.0	0	0	0	1	0
12/20	vs. Atlanta	6	6	0	1	0.0	0	0	0	0	0
12/27	at New Orleans	ina									
01/03	at Houston	ina									
2015 totals:		128	99	29	13	2.5	0	2	0	7	1

2014 GAME-BY-GAME STATISTICS

DATE	GAME	TKL	SOLO	ASST	TFL	SACKS	ST	FF	FR	PD	INT
09/07	at Philadelphia	3	3	0	1	0.0	0	0	0	0	0
09/14	at Washington	4	2	2	1	1.0	0	0	0	0	0
09/21	vs. Indianapolis	3	2	1	0	0.0	0	0	0	0	0
09/28	at San Diego	1	1	0	0	0.0	0	0	0	0	0
10/05	vs. Pittsburgh	4	2	2	0	0.0	0	0	0	0	0
10/12	at Tennessee	2	2	0	0	0.0	0	0	0	0	0
10/19	vs. Cleveland	4	3	1	1	1.0	0	1	0	2	1
10/26	vs. Miami	5	2	3	0	0.0	0	0	0	1	0
11/02	at Cincinnati	7	5	2	0	0.0	0	0	0	0	0
11/09	vs. Dallas	3	3	0	1	0.0	0	0	0	0	0
BYE WEEK											
11/23	at Indianapolis	12	9	3	2	0.0	0	0	2	0	0
11/30	vs. N.Y. Giants	10	9	2	0	0.0	0	0	0	0	0
12/07	vs. Houston	5	4	1	2	0.0	0	0	0	1	0
12/14	at Baltimore	5	1	4	0	0.0	0	0	0	0	0
12/18	vs. Tennessee	15	10	5	1	0.0	0	0	0	0	0
12/28	at Houston	16	11	5	0	0.0	0	0	0	0	0
2014 totals:		99	68	31	9	2.0	0	1	2	4	1

DAWUANE SMOOT

94 DAWUANE SMOOT

DEFENSIVE END

6-3 264 LBS


ILLINOIS

BORN MARCH 2, 1995

GROVEPORT, OHIO

ACQ: THIRD ROUND OF 2017 DRAFT (68TH)

EXP: ROOKIE



TRANSACTIONS

Drafted by Jacksonville in the third round (68th overall) in the 2017 draft

PRO (Games played/started - 12/0)

2017 (w/ JAX - 12/0)

- **9/10 at HOU:** Made his NFL debut and recorded one solo tackle
- **9/17 vs. TEN:** Saw action at DE and recorded one special teams tackle
- **9/24 vs. BAL:** Saw action at DE and recorded two solo tackles
- **10/1 at NYJ:** Recorded one quarterback hit
- **10/8 at PIT:** Recorded two tackles (one solo) and one tackle for a loss
- **10/15 vs LAR:** Recorded one solo tackle
- **10/22 at IND:** Assisted on one tackle
- **11/5 vs. CIN:** Saw action at DE and on special teams
- **11/12 vs. LAC:** Saw action at DE and on special teams
- **11/19 at CLE:** Recorded two tackles (one solo) and assisted on one special teams tackle
- **11/26 at ARI:** Recorded two solo tackles and also recorded two solo special teams tackles
- **12/3 vs. IND:** Saw action at DE and assisted on one special teams tackle

COLLEGE (at Illinois, 2013-16)

- Finished his career with 24 straight starts
- Tied for sixth in Illinois history with 38.5 tackles for a loss and eighth with 16.5 career sacks

2016 (Senior)

Named team captain as a senior, starting all 12 games at defensive tackle ... Totaled 56 tackles, 15 for a loss, 5.0 sacks, 10 QB pressures, one pass defended and two forced fumbles ... All-Big Ten third team

- **9/11 vs. UNC:** Earned a safety on a tackle for a loss
- **10/22 at Michigan:** Posted eight tackles
- **11/26 at Northwestern:** Matched his career high of 2.0 sacks

2015 (Junior)

Started all 12 games on the defensive line to total 40 tackles, 15 for a loss, 8.0 sacks, two passes defended, three QB pressures, three forced fumbles and two fumble recoveries ... Led the team in tackles for loss (15) and sacks (8.0), including most tackles for loss in a single season by an Illini since Whitney Mercilus' 22.5 in 2011

- **9/26 vs. MTSU:** Recorded a career-high and Illini season-best 2.0 sacks and had 3 tackles for loss
- **11/28 vs. Northwestern:** Had a season-high six tackles

2014 (Sophomore)

Played in all 13 games, totaling 33 tackles, including 7.5 for a loss, 2.5 sacks, three QB pressures and two passes defended

- **9/20 vs. Texas State:** Posted a career high of 2.0 sacks

2013 (Freshman)

Played in seven games, posting eight tackles and 1.0 sack on the season

- **11/30 vs. Northwestern:** Registered four tackles and 1.0 sack

HIGH SCHOOL

- Attended Groveport Madison (Groveport, Ohio) HS
- In his final two seasons, totaled 204 tackles, 24.0 sacks, five forced fumbles, one fumble recovery and four passes defended
- Earned defensive MVP at Madison his junior and senior years

PERSONAL

- Son of Darrell Sr. and Jamecca Smoot
- Goes by "D.J"

REGULAR SEASON CAREER STATISTICS

YEAR	TEAM	GP/GS	TKL	SOLO	ASST	TFL	SACKS	ST	FF	FR	PD	INT
2017	JAX	12/0	11	8	3	1	0.0	5	0	0	0	0
NFL totals: 1 yr.		12/0	11	8	3	1	0.0	5	0	0	0	0

2017 GAME-BY-GAME STATISTICS

DATE	OPP	TKL	SOLO	ASST	TFL	SACKS	ST	FF	FR	INT	PD	
09/10	at Houston	1	1	0	0	0.0	0	0	0	0	0	
09/17	vs. Tennessee	0	0	0	0	0.0	1	0	0	0	0	
09/24	vs. Baltimore	2	2	0	0	0.0	0	0	0	0	0	
10/01	at New York Jets	0	0	0	0	0.0	0	0	0	0	0	
10/08	at Pittsburgh	2	1	1	1	0.0	0	0	0	0	0	
10/15	vs. LA Rams	1	1	0	0	0.0	0	0	0	0	0	
10/22	at Indianapolis	1	0	1	0	0.0	0	0	0	0	0	
BYE WEEK												
11/05	vs. Cincinnati	0	0	0	0	0.0	0	0	0	0	0	
11/12	vs. LA Chargers	0	0	0	0	0.0	0	0	0	0	0	
11/19	at Cleveland	2	1	1	0	0.0	1	0	0	0	0	
11/26	at Arizona	2	2	0	0	0.0	2	0	0	0	0	
12/03	vs. Indianapolis	0	0	0	0	0.0	1	0	0	0	0	
12/10	vs. Seattle											
12/17	vs. Houston											
12/24	at San Francisco											
12/31	at Tennessee											
2017 totals:		11	8	3	1	0.0	5	0	0	0	0	

PEYTON THOMPSON

25 PEYTON THOMPSON

FREE SAFETY
5-10 184 LBS.
SAN JOSE STATE
BORN SEPTEMBER 26, 1990
ABILENE, TEXAS
ACQ: FREE AGENT 2014
EXP: 3RD YEAR



TRANSACTIONS

Originally signed by Atlanta as an undrafted rookie on 4/30/12 ... Waived on 8/31/12 ... Signed by Atlanta to the practice squad on 9/1/12 ... Signed by Atlanta to the 90-man roster on 1/21/13 ... Waived on 8/30/13 ... Signed by Washington to the practice squad on 11/26/13 ... Signed by Washington to the 90-man roster on 13/31/13 ... Waived on 8/9/14 ... Signed by Chicago on 8/18/14 ... Waived on 8/24/14 ... Signed by Jacksonville to the practice squad on 9/1/14 ... Signed to Jacksonville's active roster on 10/25/14 ... Waived on 11/11/14 ... Signed by Jacksonville to the practice squad on 11/12/14 ... Waived on 9/5/15 ... Signed by Jacksonville to the practice squad on 9/6/15 ... Activated to the 53-man active roster on 9/19/15

PRO (Games played/started - 44/0)

- Third-year CB has spent time with Atlanta, Washington, Chicago and Jacksonville
- Entered NFL as an undrafted rookie with the Falcons in 2012

2017 (w/ JAX - 12/0)

- **9/10 at HOU:** Saw action on special teams
- **9/17 vs. TEN:** Saw action on special teams
- **9/24 vs. BAL:** Recorded one solo tackle
- **10/1 at NYJ:** Saw action on special teams
- **10/8 at PIT:** Assisted on one tackle
- **10/15 vs. LAR:** Recorded one solo special teams tackle
- **10/22 at IND:** Recorded one solo tackle
- **11/5 vs. CIN:** Saw action on special teams
- **11/12 vs. LAC:** Recorded one solo special teams tackle
- **11/19 at CLE:** Recorded two special teams tackle (one solo)
- **11/26 at ARI:** Saw action on special teams
- **12/3 vs. IND:** Assisted on one special teams tackle

2016 (w/ JAX - 15/0)

- Saw action in 15 games ... Led the team seven special team tackles
- **9/11 vs. G.B.:** Played 18 snaps on special teams in the team's season opener
 - **9/18 at S.D.:** Saw action on special teams
 - **9/25 vs. BAL:** Saw action on special teams
 - **10/2 vs. IND:** Made one stop on special teams
 - **10/16 at CHI:** Saw action on special teams
 - **10/23 vs. OAK:** Saw action on special teams and assisted on one ST tackle
 - **10/27 at TEN:** Saw action on special teams
 - **11/6 at K.C.:** Saw action on special teams
 - **11/13 vs. HOU:** Saw action on special teams
 - **11/20 at DET:** Saw action at CB and made two tackles (one solo)
 - **11/27 at BUF:** Led the team with three special teams tackles
 - **12/4 vs. DEN:** Saw action on special teams
 - **12/11 vs. MIN:** Inactive (ankle)
 - **12/18 at HOU:** Saw action in relief of CB **Aaron Colvin** (ankle) and recorded three tackles (two solo)
 - **12/24 vs. TEN:** Saw action on special teams and recorded one special teams tackle
 - **1/1 at IND:** Saw action on special teams

2015 (w/ JAX - 15/0)

- Played in 15 games after promotion from the practice squad after Week 1 ... Totaled eight tackles (six solo), one pass defended and 0.5 sacks
- **9/20 vs. MIA:** Made two solo tackles and recorded one pass defended in season debut
 - **9/27 at N.E.:** Made two solo tackles at CB and FS and saw action on special teams
 - **1/3 at HOU:** Saw action at CB and on special teams ... Tallied one tackle and 0.5 sacks

2014 (w/ JAX - 2/0)

- Saw action in two games
- **11/2 at CIN:** Made his NFL debut

2013 (w/ WAS - ps)

Spent the offseason with the Atlanta Falcons before being released on Aug. 30 ...

Signed to the Redskins' practice squad in Week 13

2012 (w/ ATL - ps)

Spent the season on the Atlanta's practice squad

COLLEGE (at San Jose State, 2008-11)

- Credited with 186 tackles (125 solo), 10.5 tackles for loss, seven interceptions, one sack, two forced fumbles, two fumble recoveries and 22 passes defended in his four seasons at San Jose State
- As a senior in 2011, played in all 13 games with 11 starts
- Shared the team lead with 10 pass break-ups and finished second on the team with two interceptions that year
- Also added 82 total tackles, which ranked third for the Spartans
- Graduated with a degree in sociology

PERSONAL

- Attended Granite Bay (Calif.) High School, where he was a two-time Sacramento Bee honorable mention All-Metro
- Lettered in football and track
- Set a school record in the 400-yard dash (48.2 seconds)
- Native of Abilene, Texas
- Twitter handle is @tattedNspatted

REGULAR SEASON CAREER STATISTICS										
YEAR	TEAM	GP/GS	TKL	SOLO	ASST	SACKS	FF	FR	PD	INT
2014	JAX	2/0	0	0	0	0.0	0	0	0	0
2015	JAX	15/0	8	6	2	0.5	0	0	1	0
2016	JAX	15/0	5	3	2	0.0	0	0	0	0
2017	JAX	12/0	3	2	1	0.0	0	0	0	0
Career totals: 3 yrs.		44/0	16	11	5	0.5	0	0	1	0

Additional statistics: five special teams tackles in 2015; six in 2016; four in 2017

CAREER HIGHS		
	GAME	SEASON
Tackles:	3 (12/18/16 at HOU)	8 (2015)
Sacks:	0.5 (1/3/15 at HOU)	0.5 (2015)
Passes defended:	1 (9/20/15 vs. MIA)	1 (2015)

2017 GAME-BY-GAME STATISTICS											
DATE	OPP	TKL	SOLO	ASST	TFL	SACKS	ST	FF	FR	INT	PD
09/10	at Houston	0	0	0	0	0.0	0	0	0	0	0
09/17	vs. Tennessee	0	0	0	0	0.0	0	0	0	0	0
09/24	vs. Baltimore	1	1	0	0	0.0	0	0	0	0	0
10/01	at New York Jets	0	0	0	0	0.0	0	0	0	0	0
10/08	at Pittsburgh	1	0	1	0	0.0	0	0	0	0	0
10/15	vs. LA Rams	0	0	0	0	0.0	1	0	0	0	0
10/22	at Indianapolis	1	1	0	0	0.0	0	0	0	0	0
BYE WEEK											
11/05	vs. Cincinnati	0	0	0	0	0.0	0	0	0	0	0
11/12	vs. LA Chargers	0	0	0	0	0.0	1	0	0	0	0
11/19	at Cleveland	0	0	0	0	0.0	2	0	0	0	0
11/26	at Arizona	0	0	0	0	0.0	0	0	0	0	0
12/03	vs. Indianapolis	0	0	0	0	0.0	1	0	0	0	0
12/10	vs. Seattle										
12/17	vs. Houston										
12/24	at San Francisco										
12/31	at Tennessee										
2017 totals:		3	2	1	0.0	0	5	0	0	0	0

PEYTON THOMPSON



2016 GAME-BY-GAME STATISTICS

DATE	GAME	TKL	SOLO	ASST	SACKS	FF	FR	PD	INT
09/11	vs. Green Bay	0	0	0	0.0	0	0	0	0
09/18	at San Diego	0	0	0	0.0	0	0	0	0
09/25	vs. Baltimore	0	0	0	0.0	0	0	0	0
10/02	vs. Indianapolis	0	0	0	0.0	0	0	0	0
	BYE WEEK								
10/16	at Chicago	0	0	0	0.0	0	0	0	0
10/23	vs. Oakland	0	0	0	0.0	0	0	0	0
10/27	at Tennessee	0	0	0	0.0	0	0	0	0
11/06	at Kansas City	0	0	0	0.0	0	0	0	0
11/13	vs. Houston	0	0	0	0.0	0	0	0	0
11/20	at Detroit	2	1	1	0.0	0	0	0	0
11/27	at Buffalo	0	0	0	0.0	0	0	0	0
12/04	vs. Denver	0	0	0	0.0	0	0	0	0
12/11	vs. Minnesota				ina				
12/18	at Houston	3	2	1	0.0	0	0	0	0
12/24	vs. Tennessee	0	0	0	0.0	0	0	0	0
01/01	at Indianapolis	0	0	0	0.0	0	0	0	0
2016 totals:		5	3	2	0.0	0	0	0	0

Additional statistics: nine special teams tackles (seven solo) in 2016



2015 GAME-BY-GAME STATISTICS

DATE	GAME	TKL	SOLO	ASST	SACKS	FF	FR	PD	INT
09/13	vs. Carolina				ps				
09/20	vs. Miami	2	2	0	0.0	0	0	1	0
09/27	at New England	2	2	0	0.0	0	0	0	0
10/04	at Indianapolis	1	0	1	0.0	0	0	0	0
10/11	at Tampa Bay	0	0	0	0.0	0	0	0	0
10/18	vs. Houston	0	0	0	0.0	0	0	0	0
10/25	vs. Buffalo	0	0	0	0.0	0	0	0	0
11/01	BYE WEEK								
11/08	at N.Y. Jets	1	1	0	0.0	0	0	0	0
11/15	at Baltimore	0	0	0	0.0	0	0	0	0
11/19	vs. Tennessee	0	0	0	0.0	0	0	0	0
11/29	vs. San Diego	0	0	0	0.0	0	0	0	0
12/06	at Tennessee	0	0	0	0.0	0	0	0	0
12/13	vs. Indianapolis	0	0	0	0.0	0	0	0	0
12/20	vs. Atlanta	1	1	0	0.0	0	0	0	0
12/27	at New Orleans	0	0	0	0.0	0	0	0	0
01/03	at Houston	1	0	1	0.5	0	0	0	0
2015 totals:		8	6	2	0.5	0	0	1	0

Additional statistics: five special teams tackles in 2015

JOSH WALKER

73

JOSH WALKER

OFFENSIVE LINEMAN

6-5 330 LBS.

MIDDLE TENNESSEE STATE

BORN JUNE 2, 1991

SPRING CITY, TENNESSEE

ACQ: FREE AGENT 2017

EXP: 3RD YEAR



TRANSACTIONS

Originally signed by Indianapolis as an undrafted free agent on 5/11/14 ... Waived on 8/30/14 ... Signed by Indianapolis to the practice squad on 9/16/14 ... Signed by Green Bay to the practice squad on 9/23/14 ... Signed by Green Bay on 1/20/15 ... Waived on 9/3/16 ... Signed by Houston to the practice squad on 10/27/16 ... Promoted to the 53-man active roster on 11/8/16

PRO (Games played/started - 17/0)

• Has played in 15 career games with Houston and Green Bay, as well as several stints on the practice squad in Green Bay, Indianapolis and Houston

2017 (w/ JAX - 2/0)

- 9/10 at HOU: Inactive
- 9/17 vs. TEN: Inactive
- 9/24 vs. BAL: Inactive
- 10/1 at NYJ: Inactive
- 10/8 at PIT: Inactive
- 10/15 vs LAR: Inactive
- 10/22 at IND: Inactive
- 11/5 vs. CIN: Inactive
- 11/12 vs. LAC: Saw action on special teams in his Jaguars debut
- 11/19 at CLE: Did not play
- 11/26 at ARI: Did not play
- 12/3 vs. IND: Saw action at LT for four snaps in place of injured Cam Robinson and on special teams

2016 (w/ HOU - 2/0)

- Spent training camp with Green Bay, before being waived and signed to the Houston practice squad prior to Week 8
- Active but DNP in Week 10
 - 12/18 vs. JAX: Made his Houston debut as a reserve offensive lineman

2015 (w/ G.B. - 13/0)

- Played in 13 games, seeing action on offense and special teams
 - 9/13 at CHI: Made his NFL debut, appearing on five snaps on special teams and three on offense
 - 10/11 vs. STL: Played 32 snaps at RG in place of T.J. Lang after he departed with injury

2014 (w/ IND - ps; w/ G.B. - ps)

- Served on Green Bay's practice squad for the final 13 games of the regular season and two playoff games
- Spent the first two weeks of the regular season on Indianapolis' practice squad

COLLEGE (at Middle Tennessee State, 2010-13)

- Played in 49 games with 34 starts, including 25 straight to end his collegiate career, in four seasons with the Blue Raiders
- Never missed a game during his career
- Earned second-team All-Conference USA honors and was voted a team captain in his final season

PERSONAL

- Attended Rhea County (Evansville, Tenn.) High School, where he was a three-year starter on the offensive and defensive line for the Golden Eagles
- Named to The Tennessean's 2008 Dream Team and the Best of Preps after recording 41 pancake blocks his senior year in helping lead his team to a 10-3 record
- Also lettered in track and field his senior year, participating in the shot put and discus events

JOSH WELLS

72

JOSH WELLS

OFFENSIVE LINEMAN

6-6 306 LBS

JAMES MADISON

BORN FEBRUARY 14, 1991

MECHANICSVILLE, VIRGINIA

ACQ: ROOKIE FREE AGENT 2014

EXP: 3RD YEAR



TRANSACTIONS

Originally signed by Jacksonville as an undrafted rookie on 5/14/14 ... Placed on injured reserve on 9/4/16 ... Activated to 53-man roster on 11/21/16

PRO (Games played/started - 28/3)

• Third-year OL has contributed on special teams, LT, LG and RT

2017 (w/ JAX - 11/3)

- **9/10 at HOU:** Saw action on special teams
- **9/17 vs. TEN:** Saw action on special teams
- **9/24 vs. BAL:** Saw action at LT and on special teams
- **10/1 at NYJ:** Saw action on special teams
- **10/8 at PIT:** Saw action as an extra offensive lineman and on special teams
- **10/15 vs LAR:** Saw action on special teams
- **10/22 at IND:** Stepped in at LT for **Cam Robinson** (ankle) in the first quarter and played the remainder of the game and helped the team rush for 188 yards
- **11/5 vs. CIN:** Played four snaps at LT for injured Cam Robinson and one snap at RT for injured Jermei Parnell
- **11/12 vs. LAC:** Started at RT in place of injured RT **Jermei Parnell** and helped the team rush for 135 yards
- **11/19 at CLE:** Started at RT in place of injured **Jermei Parnell** and helped the team rush for 139 yards
- **11/26 at ARI:** Started at RT in place of injured **Jermei Parnell**
- **12/3 vs. IND:** Inactive (concussion)

2016 (w/ JAX - 5/0)

Spent the first 11 weeks on the team's injured reserve list (thumb) before being activated to the 53-man roster prior Week 12

- **11/27 at BUF:** Made his 2016 debut on special teams
- **12/4 vs. DEN:** Saw action on special teams
- **12/11 vs. MIN:** Saw one snap at LT and saw action on special teams
- **12/18 at HOU:** Saw action at LG in relief of **Jeremiah Poutasi** ... Left the game with a shoulder injury and did not return
- **12/24 vs. TEN:** Dressed but did not play
- **1/1 at IND:** Saw action along the offensive line

2015 (w/ JAX - IR)

Placed on injured reserve on August 28 with a thumb injury

2014 (w/ JAX - 12/0)

One of three undrafted rookies to make opening day roster (**Tyler Shatley**, **Allen Hurns**) ... Played in 12 games as a rookie, primarily on special teams

- **9/21 at IND:** Made NFL debut on special teams
- **10/26 vs. MIA:** Inserted into the game in the first quarter for **Luke Joeckel** (concussion) at LT and played the remainder of the game
- **11/30 vs. NYG:** Inserted into the game in the second quarter for an injured **Austin Pasztor** at RT and played every snap

COLLEGE (at James Madison, 2009-13)

- Four-year letterman
- Started all 12 games as a senior in 2013 while serving as a team captain
- Two-time second-team All-CAA selection
- Saw action at TE and DL to fill-in for injury
- Majored in sports management

PERSONAL

- Four-year letterman at QB for Hanover (Mechanicsville, Va.) High School, where he threw for more than 4,000 yards and 28 TDs while rushing for 900 yards and five TDs
- First-team All-Capital District selection as a senior
- Two-year team captain
- Full name is Joshua Ryan Wells
- Twitter handle is @J_Wells72

DEDE WESTBROOK

12 DEDE WESTBROOK

WIDE RECEIVER

6-0 178 LBS


OKLAHOMA

BORN NOVEMBER 21, 1993

CAMERON, TEXAS

ACQ: FOURTH ROUND OF 2017 DRAFT (110TH)

EXP: ROOKIE



TRANSACTIONS

Drafted by Jacksonville in the fourth round (110th overall) of the 2017 draft ... Placed on injured/reserve on 9/8/17 ... Activated to the 53-man roster on 11/18/17

PRO (Games played/started - 3/1)

- Spent first 10 weeks of the season on injured/reserve
- Led the NFL in receiving yards (288), tied for most receiving TDs (2) and was second in receptions (13) during the 2017 preseason

2017 (w/ JAX - 3/1)

Activated to the 53-man active roster prior to the team's Week 11 game at Cleveland

- 11/19 at CLE:** Made his NFL and Jaguars debut and recorded three receptions for 35 yards, including a game-long 28-yard reception
- 11/26 at ARI:** Led the team with six receptions for 41 yards
- 12/3 vs. IND:** Made his first career start at WR and recorded six receptions for 78 yards

COLLEGE (at Oklahoma, 2015-16)

Finished career ranked fourth in school history with nine 100-yard receiving games, tied for sixth with 21 TD receptions, seventh with 2,267 career receiving yards and 12th with 126 career receptions, despite playing just two seasons

2016 (Senior)

One of five Heisman Trophy finalists (along with teammate **Baker Mayfield**) ... OU's first winner of the Biletnikoff Award, given to the most outstanding receiver ... One of four finalists for the Paul Hornung Award, given to the most versatile college player of the year ... Set the OU single-season record with 17 receiving TDs ... Recorded at least 100 receiving yards in eight of OU's nine Big 12 games and 88 in the other ... Led all Power 5 players in receiving yards (1,524) and receiving TDs per game (1.31) while ranking third in receiving yards per game (117.2) ... 1,370 of his 1,524 receiving yards and all 17 of his receiving TDs came in the last 10 games (most receiving yards and TDs in a 10-game stretch in school history) ... His 17 receiving scores over the final 10 games were more than 43 teams had on the season ... His 12 offensive TDs of at least 40 yards were the most in one season since by an FBS player since at least 1996 ... Led nation in receptions of 20-plus yards (26), 50-plus yards (seven), 60-plus yards (six) and 70-plus yards (three) ... Led Big 12 in conference play in receiving yards (145.7 per game) and points (11.6 per game) ... Averaged 16.2 yards on his nine punt returns, including a 71-yard TD return against Kansas State, and 27.1 yards on his nine kickoff returns

2015 (Junior)

Named Big 12 Offensive Newcomer of the Year by league's coaches ... Started all 13 games ... Totaled 46 receptions for 743 yards (16.2 rec. avg.) and four TDs

Junior College

Mid-year transfer was a four-star recruit by ESPN, Rivals and Scout and a three-star recruit by 247Sports ... Listed as No. 12 overall JUCO player by ESPN, No. 22 by Scout and No. 33 by 247Sports ... Ranked as No. 3 JUCO wide receiver by ESPN and No. 4 by 247Sports ... Ranked second in the nation with 76 receptions and led junior college ranks with 1,487 yards and 13 TDs in only eight games to earn NJCAA First-Team All-America honors as a sophomore at Blinn Community College

HIGH SCHOOL

- Attended Cameron Yoe (Texas) High School

REGULAR SEASON CAREER STATISTICS

YEAR	TEAM	GP/GS	RECs	YDS	AVG.	LG	TD
2017	JAX	3/1	15	154	10.3	28	0
NFL totals: 1 yr.		3/1	15	154	10.3	28	0

2017 GAME-BY-GAME STATISTICS

DATE	OPP	RECs	YDS	AVG.	LG	TD
09/10	at Houston			IR		
09/17	vs. Tennessee			IR		
09/24	vs. Baltimore			IR		
10/01	at New York Jets			IR		
10/08	at Pittsburgh			IR		
10/15	vs. LA Rams			IR		
10/22	at Indianapolis			IR		
	BYE WEEK					
11/05	vs. Cincinnati			IR		
11/12	vs. LA Chargers			IR		
11/19	at Cleveland	3	35	11.7	28	0
11/26	at Arizona	6	41	6.8	10	0
12/03	vs. Indianapolis	6	78	13.0	22	0
12/10	vs. Seattle					
12/17	vs. Houston					
12/24	at San Francisco					
12/31	at Tennessee					
2017 totals:		15	154	10.3	28	0

JARROD WILSON

26

JARROD WILSON



SAFETY

6-2 210 LBS

MICHIGAN

BORN FEBRUARY 9, 1994

AKRON, OHIO

ACQ: FREE AGENT 2016

EXP: 2ND YEAR

TRANSACTIONS

Originally signed by Jacksonville as an undrafted rookie on May 1, 2016

PRO (Games played/started - 27/0)

- Made his NFL debut in Week 1 of the 2016 season

2017 (w/ JAX - 11/0)

- **9/10 at HOU:** Saw action on special teams
- **9/17 vs. TEN:** Saw action on special teams
- **9/24 vs. BAL:** Saw action at S and on special teams
- **10/1 at NYJ:** Recorded one solo special teams tackle
- **10/8 at PIT:** Inactive
- **10/15 vs. LAR:** Saw action on special teams
- **10/22 at IND:** Recorded one solo tackle
- **11/5 vs. CIN:** Saw action at S and on special teams
- **11/12 vs. LAC:** Recorded one solo special teams tackle
- **11/19 at CLE:** Saw action at S and on special teams, recovering one fumble in the third quarter on CLE S **Jabrill Peppers'** muffed punt
- **11/26 at ARI:** Recorded two solo special teams tackles
- **12/3 vs. IND:** Recorded two special teams tackles (one solo)

2016 (w/ JAX - 16/0)

- **9/11 vs. G.B.:** Made his NFL and Jaguars debut and played 12 snaps on special teams
- **9/18 at S.D.:** Played four snaps at SS and four snaps on special teams
- **9/25 vs. BAL:** Saw action on special teams
- **10/2 vs. IND:** Played one snap at safety and contributed on special teams
- **10/16 at CHI:** Saw one snap at SS and contributed on special teams
- **10/23 vs. OAK:** Saw action on special teams and on defense and led the team with four ST tackles (three solo)
- **10/27 at TEN:** Saw action on special teams and assisted on one special teams tackle
- **11/6 at K.C.:** Saw action on special teams
- **11/13 vs. HOU:** Saw three snaps at SS and registered one solo tackle ... Also saw action on special teams
- **11/20 at DET:** Saw action primarily on special teams
- **11/27 at BUF:** Saw action primarily on special teams
- **12/4 vs. DEN:** Played two snaps at safety and saw action on special teams
- **12/11 vs. MIN:** Saw nine snaps at SS and action on special teams, recording one special teams tackles
- **12/18 at HOU:** Saw action at FS in goal-line situations and recorded one solo tackle
- **12/24 vs. TEN:** Saw action on special teams
- **1/1 at IND:** Played two snaps at safety and saw action on special teams

COLLEGE (at Michigan, 2012-15)

- Four-year letterman
- Appeared in 48 games with 31 starts
- Career totals include 169 tackles, 4 tackles for loss, one forced fumble, one fumble recovery, four INTs and seven passes defended
- Named a 2015 All-Big Ten honorable mention
- As a senior in 2015, started all 13 games at safety
- As a junior in 2014, started 10 games at safety and totaled 50 tackles and one forced fumble
- Majored in general studies in the College of Literature, Science and the Arts

PERSONAL

- Attended Akron (Ohio) Buchtel High School where he played for former Michigan RB Ricky Powers
- Registered 71 tackles and three INTs, including one pick-six, as a senior in 2011 en route to first-team All-State honors
- Also lettered in basketball
- His uncle, Dave Young, played at Purdue and for the Baltimore Colts

REGULAR SEASON CAREER STATISTICS

YEAR	TEAM	GP/GS	TKL	SOLO	ASST	SACKS	FF	FR	PD	INT
2016	JAX	16/0	2	2	0	0.0	0	0	0	0
2017	JAX	11/0	1	1	0	0.0	0	1	0	0
Career totals:		2 yrs.27/0	3	3	0	0.0	0	1	0	0

2017 GAME-BY-GAME STATISTICS

DATE	OPP	TKL	SOLO	ASST	TFL	SACKS	ST	FF	FR	INT	PD
09/10	at Houston	0	0	0	0	0.0	0	0	0	0	0
09/17	vs. Tennessee	0	0	0	0	0.0	0	0	0	0	0
09/24	vs. Baltimore	0	0	0	0	0.0	0	0	0	0	0
10/01	at New York Jets	0	0	0	0	0.0	1	0	0	0	0
10/08	at Pittsburgh	Inactive									
10/15	vs. LA Rams	0	0	0	0	0.0	0	0	0	0	0
10/22	at Indianapolis	1	1	0	0	0.0	0	0	0	0	0
BYE WEEK											
11/05	vs. Cincinnati	0	0	0	0	0.0	0	0	0	0	0
11/12	vs. LA Chargers	0	0	0	0	0.0	1	0	0	0	0
11/19	at Cleveland	0	0	0	0	0.0	0	0	1	0	0
11/26	at Arizona	0	0	0	0	0.0	2	0	0	0	0
12/03	vs. Indianapolis	0	0	0	0	0.0	2	0	0	0	0
12/10	vs. Seattle	Inactive									
12/17	vs. Houston	Inactive									
12/24	at San Francisco	Inactive									
12/31	at Tennessee	Inactive									
2017 totals:		1	1	0	0.0	0	6	0	1	0	0

2016 GAME-BY-GAME STATISTICS

DATE	GAME	TKL	SOLO	ASST	SACKS	FF	FR	PD	INT
09/11	vs. Green Bay	0	0	0	0.0	0	0	0	0
09/18	at San Diego	0	0	0	0.0	0	0	0	0
09/25	vs. Baltimore	0	0	0	0.0	0	0	0	0
10/02	vs. Indianapolis	0	0	0	0.0	0	0	0	0
BYE WEEK									
10/16	at Chicago	0	0	0	0.0	0	0	0	0
10/23	vs. Oakland	0	0	0	0.0	0	0	0	0
10/27	at Tennessee	0	0	0	0.0	0	0	0	0
11/06	at Kansas City	0	0	0	0.0	0	0	0	0
11/13	vs. Houston	1	1	0	0.0	0	0	0	0
11/20	at Detroit	0	0	0	0.0	0	0	0	0
11/27	at Buffalo	0	0	0	0.0	0	0	0	0
12/04	vs. Denver	0	0	0	0.0	0	0	0	0
12/11	vs. Minnesota	0	0	0	0.0	0	0	0	0
12/18	at Houston	1	1	0	0.0	0	0	0	0
12/24	vs. Tennessee	0	0	0	0.0	0	0	0	0
01/01	at Indianapolis	0	0	0	0.0	0	0	0	0
2016 totals:		2	2	0	0.0	0	0	0	0

Additional statistics: six special teams tackles in 2016

T.J. YELDON

24

T.J. YELDON

RUNNING BACK

6-1 223 LBS


ALABAMA

BORN OCTOBER 2, 1993

DAPHNE, ALABAMA

ACQ: 2ND ROUND OF 2015 DRAFT (36TH)

EXP: 3RD YEAR



TRANSACTIONS

Originally drafted by Jacksonville in the second round (36th overall) of the 2015 Draft ... Placed on injured reserve on 12/26/16

PRO (Games played/started - 33/25)

• Third-year RB has started in 25 of 30 career games he has appeared in

2017 (w/ JAX - 6/0)

- **9/10 at HOU:** Inactive
- **9/17 vs. TEN:** Inactive
- **9/24 vs. BAL:** Inactive
- **10/1 at NYJ:** Inactive
- **10/8 at PIT:** Inactive
- **10/15 vs LAR:** Inactive
- **10/22 at IND:** Rushed nine times for 122 yards and one TD, including a career-long touchdown run of 58 yards ... Recorded two receptions for 15 yards
- **11/5 vs. CIN:** Rushed 11 times for 41 yards and recorded two receptions for 11 yards
- **11/12 vs. LAC:** Rushed three times for 11 yards and recorded six receptions for 39 yards
- **11/19 at CLE:** Rushed five times for 15 yards and had one reception for five yards
- **11/26 at ARI:** Rushed three times for 10 yards and had five receptions for 42 yards
- **12/3 vs. IND:** Recorded two receptions for 25 yards

2016 (w/ JAX - 15/13)

Started 13 of 15 games played ... Totaled 130 rushes for 465 yards, including one TD, and had 50 receptions for 312 receiving yards and one TD

- **9/11 vs. G.B.:** Started at RB and rushed 21 times for 39 yards and one TD
- **9/18 at S.D.:** Rushed seven times for 28 yards (4.0 avg.)
- **9/25 vs. BAL:** Rushed six times for 17 yards and also had 2 receptions for 11 yards
- **10/2 vs. IND:** Rushed 14 times for 71 yards (5.1 avg.) and recorded four receptions for 46 yards
- **10/16 at CHI:** Rushed six times for 21 yards and posted one reception for five yards
- **10/23 vs. OAK:** Rushed six times for 24 yards and caught one pass for four yards ... Matched his longest rush of the season with a 15-yard run
- **10/27 at TEN:** Rushed for 20 yards on three carries and also had four receptions for 36 yards
- **11/6 at K.C.:** Rushed seven times for 33 yards (4.7 rush avg.) and had five receptions for 32 yards and one TD
- **11/13 vs. HOU:** Rushed nine times for 31 yards (3.4 rush avg.) and had three receptions for 27 yards (9.0 rec. avg.)
- **11/20 at DET:** Rushed four times for 16 yards (4.0 rush avg.) before exiting the game with an ankle injury
- **11/27 at BUF:** Rushed six times for 17 yards and posted one reception for three yards
- **12/4 vs. DEN:** Rushed 14 times for 55 yards and posted three receptions for 27 yards
- **12/11 vs. MIN:** Rushed 17 times for 59 yards (3.5 avg.) and posted a team-high seven receptions for 31 yards (4.4 rec. avg.)
- **12/18 at HOU:** Rushed eight times for 28 yards (3.5 avg.) and recorded team-highs with five receptions for 34 yards
- **12/24 vs. TEN:** Rushed twice for five yards and left the game in the first quarter with an ankle injury and did not return

2015 (w/ JAX - 12/12)

Played and started in 12 games during his rookie season ... Totaled 182 rushes for 740 yards (4.1 rush avg.) and two TDs and 36 receptions for 279 yards (7.8 rec. avg.) and one TD ... His 740 rushing yards are the most by a Jaguars rookie in a single season since **Maurice Jones-Drew** (941 yards) in 2006 ... Ranked fourth among NFL rookies with 1,019 scrimmage yards (740 rushing, 279 receiving)

- **9/13 vs. CAR:** Rushed 12 times for 51 yards (4.3 avg.) and had three receptions for 16 yards (5.3 avg.) in NFL debut
- **9/20 vs. MIA:** Rushed 25 times for 70 yards (2.8 avg.) and had three receptions for 13 yards (4.3 avg.)
- **10/4 at IND:** Recorded his first 100-yard rushing game of his career, tallying 22 rushes for 105 yards (4.8 avg.), including a career-long 36-yard scamper in OT

... Also had two catches for four yards (2.0 rec. avg.) ... Became first Jaguars rookie RB to rush for 100 yards since Jones-Drew recorded 131 yards on 12/24/06 versus New England

- **10/11 at T.B.:** Rushed 11 times for 32 yards (2.9 rush avg.) and had five receptions for 31 yards (6.2 rec. avg.), including his first career NFL touchdown
- **10/25 vs. BUF:** Rushed 20 times for a season- and career-high 115 yards and his first career TD
- **11/8 at NYJ:** Rushed 14 times for 64 yards (4.6 rush avg.), including a career-long 45-yard carry in the fourth quarter
- **12/6 at TEN:** Rushed 15 times for 57 yards (3.8 rush avg.) and one TD, and had four receptions for a career-high 79 receiving yards, including a career-long reception of 67 yards

COLLEGE (at Alabama, 2012-14)

- Appeared in 39 games with 21 starts and finished fourth in school history with 3,322 career rushing yards and third with 37 career rushing TDs
- Only player in school history to rush for 1,000-plus yards in his first two seasons
- Fifth player in program history to rush for 1,000-plus yards in multiple seasons, joining **Johnny Musso** (1970-71), **Bobby Humphrey** (1986-87), **Shaun Alexander** (1998-99) and **Kenneth Darby** (2004-05)
- Finished 243 yards behind Alexander's school record of 3,565 yards (1996-99)
- Only player in school history to be named the Dixie Howell Memorial Most Valuable Player of the A-Day Game three times

PERSONAL

- Attended Daphne (Ala.) High School where he played for coach Glenn Vickery
- Named Mr. Football for the state of Alabama by the Alabama Sports Writers Association
- First-team All-State selection by the ASWA
- Second-team USA Today High School All-America selection
- Five-star recruit according to Rivals.com and 247sports.com
- Totaled 6,155 scrimmage yards in four years with 73 TDs
- Won the 2010 Alabama 6A State Championship
- Twitter handle is @T_Yeldon

REGULAR SEASON CAREER STATISTICS

YEAR	TEAM	GP/GS	RUSHING					RECEIVING				
			NO	YDS	AVG	LG	TD	NO	YDS	AVG	LG	TD
2015	JAX	12/12	182	740	4.1	45	2	36	279	7.8	67	1
2016	JAX	15/13	130	465	3.6	16	1	50	312	6.2	16	1
2017	JAX	6/0	31	199	6.4	58t	1	18	137	7.6	16	0
NFL totals: 3 yrs. 33/25			343	1,389	4.0	58t	4	104	738	7.1	67	2

CAREER HIGHS

	GAME	SEASON
Rushing attempts:	25 (9/20/15 vs. MIA)	182 (2015)
Rushing yards:	115 (10/25/15 vs. BUF)	740 (2015)
Longest rush:	45 (11/8/15 at NYJ)	45 (2015)
Rushing touchdowns:	1 (three times, last: 9/11/16 vs. G.B.)	2 (2014)
Receptions:	8 (9/18/16 at S.D.)	36 (2015)
Receiving yards:	79 (12/6/15 at TEN)	279 (2015)
Longest reception:	67 (12/6/15 at TEN)	67 (2015)
Receiving touchdowns:	1 (twice, last: 11/6/16 at KC)	1 (2015 & 2016)

2017 GAME-BY-GAME STATISTICS

DATE	GAME	RUSHING					RECEIVING				
		NO	YDS	AVG	LG	TD	NO	YDS	AVG	LG	TD
09/10	at Houston										
09/17	vs. Tennessee										
09/24	vs. Baltimore										
10/01	at New York Jets										
10/08	at Pittsburgh										
10/15	vs. LA Rams										
10/22	at Indianapolis	9	122	13.6	58t	1	2	15	7.5	8	0
	BYE WEEK										
11/05	vs. Cincinnati	11	41	3.7	15	0	2	11	5.5	6	0
11/12	vs. LA Chargers	3	11	3.7	8	0	6	39	6.5	11	0
11/19	at Cleveland	5	15	3.0	9	0	1	5	5.0	5	0
11/26	at Arizona	3	10	3.3	6	0	5	42	8.4	16	0
12/03	vs. Indianapolis	0	0	0.0	-	0	2	25	12.5	16	0
12/10	vs. Seattle										
12/17	vs. Houston										
12/24	at San Francisco										
12/31	at Tennessee										
2017 totals:		31	199	6.4	58t	1	18	137	7.6	16	0

T.J. YELDON



2016 GAME-BY-GAME STATISTICS

DATE	GAME	RUSHING					RECEIVING				
		NO	YDS	AVG	LG	TD	NO	YDS	AVG	LG	TD
09/11	vs. Green Bay	21	39	1.9	7	1	4	30	7.5	11	0
09/18	at San Diego	7	28	4.0	15	0	8	10	1.3	8	0
09/25	vs. Baltimore	6	17	2.8	9	0	2	11	5.5	6	0
10/02	vs. Indianapolis	14	71	5.1	15	0	4	46	11.5	16	0
	BYE WEEK										
10/16	at Chicago	6	21	3.5	13	0	1	5	5.0	5	0
10/23	vs. Oakland	6	24	4.0	15	0	1	4	4.0	4	0
10/27	at Tennessee	3	20	6.7	12	0	4	36	9.0	12	0
11/06	at Kansas City	7	33	4.7	16	0	5	32	6.4	13t	1
11/13	vs. Houston	9	32	3.6	7	0	3	27	9.0	17	0
11/20	at Detroit	4	16	4.0	7	0	2	16	8.0	14	0
11/27	at Buffalo	6	17	2.8	6	0	1	3	3.0	3	0
12/04	vs. Denver	14	55	3.9	8	0	3	27	9.0	10	0
12/11	vs. Minnesota	17	59	3.5	12	0	7	31	4.4	10	0
12/18	at Houston	8	28	3.5	12	0	5	34	6.8	10	0
12/24	vs. Tennessee	2	5	2.5	4	0	0	0	0.0	0	0
01/01	at Indianapolis					IR					
2016 totals:		130	465	3.6	16	1	50	312	6.2	16	1



2015 GAME-BY-GAME STATISTICS

DATE	GAME	RUSHING					RECEIVING				
		NO	YDS	AVG	LG	TD	NO	YDS	AVG	LG	TD
09/13	vs. Carolina	12	51	4.3	14	0	3	16	5.3	7	0
09/20	vs. Miami	25	70	2.8	12	0	3	13	4.3	11	0
09/27	at New England	11	33	3.0	8	0	2	9	4.5	9	0
10/04	at Indianapolis	22	105	4.8	36	0	2	4	2.0	5	0
10/11	at Tampa Bay	11	32	2.9	10	0	5	31	6.2	13	1
10/18	vs. Houston					ina					
10/25	vs. Buffalo	20	115	5.8	28t	1	1	9	9.0	9	0
	BYE WEEK										
11/08	at N.Y. Jets	14	64	4.6	45	0	3	37	12.3	21	0
11/15	at Baltimore	18	61	3.4	16	0	5	6	1.2	7	0
11/19	vs. Tennessee	14	54	3.9	15	0	3	28	9.3	13	0
11/29	vs. San Diego	9	36	4.0	21	0	4	46	11.5	20	0
12/06	at Tennessee	15	57	3.8	9	1	4	79	19.8	67	0
12/13	vs. Indianapolis	11	62	5.6	14	0	1	1	1.0	1	0
12/20	vs. Atlanta					ina					
12/27	at New Orleans					ina					
01/03	at Houston					ina					
2015 totals:		182	740	4.1	45	2	36	279	7.8	67	1



GAME SUMMARIES

REGULAR SEASON WEEK 14 VS. SEATTLE SEAHAWKS

GAME SUMMARIES



WEEK 1 AT HOUSTON

Sept. 10, 2017 at NRG Stadium

	1	2	3	4	OT	Final
JACKSONVILLE JAGUARS (1-0)	3	16	7	3	-	29
HOUSTON TEXANS (0-1)	0	0	7	0	-	7

With the backdrop of hurricane relief efforts in Houston in the aftermath of Harvey, and a raucous crowd on hand, the Jaguars turned in their best Opening Day effort in years with a statement-making 29-7 division win at NRG Stadium. Leading the way was a defense that dominated the game with a franchise-record 10 sacks, including 4.0 by **Calais Campbell**, and four takeaways that led to 16 points. On offense rookie **Leonard Fournette** rushed for 100 yards and a touchdown in his NFL debut, while **Chris Ivory** added 42 yards on nine carries. Jacksonville scored on its first possession of the new season, marching 51 yards in eight plays to set up **Jason Myers**' 42-yard field goal. Houston's first six possessions ended with four punts, including three 3-and-outs, followed by back-to-back fumbles on strip-sacks by **Yannick Ngakoue**. The first fumble led to Fournette's 1-yard scoring run, and the second was scooped up by **Dante Fowler Jr.** and returned 53 yards for a touchdown to give the Jaguars a 19-0 halftime lead with 49 seconds remaining in the first half. By that time Campbell had 3.5 sacks and Ngakoue had 2.0 with two forced fumbles. **Deshawn Watson** replaced **Tom Savage** as the Texans quarterback at halftime, and Houston opened the second half with its best drive of the day, going 75 yards on 14 plays to a 4-yard touchdown pass from Watson to **DeAndre Hopkins**. But Jacksonville responded quickly with a 10-play, 75-yard series ending with a TD pass from Bortles to **Tommy Bohanon** to make it 26-7. The Texans' next drive of 11 plays reached the Jacksonville 35-yard line before Fowler's strip sack of Watson was recovered by Ngakoue. Two possessions later Houston put together a 7-play drive, but that was ended by another turnover, this time an interception by **Tashaun Gipson** that he returned 67 yards to set up Myers' 38-yard field goal to cap the scoring at 29-7 with 3:15 remaining. In the only bad news of the day, **Allen Robinson** suffered a torn ACL on the third play of the game. The win was the Jaguars' first on Opening Day since 2011, and their first road win on Opening Day since 2004.

Team	Q	Time	Scoring Play	Drive Info
Jax	1	12:08	J. Myers 42 yd. Field Goal	8-51, 2:52
Jax	2	14:49	J. Myers 25 yd. Field Goal	10-77, 5:14
Jax	2	2:02	L. Fournette 1 yd. run (kick failed, wr)	9-53, 5:29
Jax	2	0:49	D. Fowler 53 yd. fumble return (Myers kick)	
Hou	3	9:09	D. Hopkins 4 yd. pass from D. Watson (Fairbairn kick)	14-75, 5:51
Jax	3	4:14	T. Bohanon 1 yd. pass from B. Bortles (Myers kick)	10-75, 4:55
Jax	4	3:11	J. Myers 38 yd. Field Goal	4-7, 0:20

Team Statistics

	Jaguars	Texans
First Downs (Run-Pass-Pen)	19 (7-8-4)	23 (4-11-8)
Total Yards-Plays-Avg.	280-60-4.7	203-69-2.9
Rushing Yards-Attempts-Avg.	155-39-4.0	93-23-4.0
Net Yards Passing (Sacked-Yds)	125 (0-0)	110 (10-54)
Att-Comp-Int	21-11-0	36-19-1
Third Down Conversions (%)	3-12 (25%)	5-12 (42%)
Fourth Down Conversions (%)	1-1 (100%)	0-1 (0%)
Punts-Avg.	4-46.8	5-43.2
Fumbles-Lost	0-0	3-3
Penalties-Yards	10-89	9-94
Time of Possession	30:05	29:55

Individual Statistics

Texans Rushing: L. Miller 17-65, D. Watson 2-16, T. Ervin 3-8, D. Foreman 1-4
Jaguars Rushing: L. Fournette 26-100, C. Ivory 9-42, B. Bortles 3-13

Texans Passing: D. Watson 12-23-102 (TD, INT); T. Savage 7-13-62
Jaguars Passing: B. Bortles 11-21-125 (TD)

Texans Receiving: D. Hopkins 7-55, C. Fierdorowicz 4-46, T. Ervin 4-18, L. Miller 2-31, S. Anderson 2-14
Jaguars Receiving: A. Hurns 3-42, L. Fournette 3-24, J. O'Shaughnessy 1-18, A. Robinson 1-17, A. Benn 1-12, C. Ivory 1-11, T. Bohanon 1-1

Sacks: Texans None

Sacks: Jaguars 10.0 (Campbell 4.0; Ngakoue 2.0; McCray 1.5; Fowler Jr. 1.0; Jackson 1.0; Jones 0.5)

Interceptions: Texans None
Interceptions: Jaguars 1 (T. Gipson)

Paid Attendance: 71,710 **Time:** 3:06 **Temperature:** 80 degrees



WEEK 2 VS. TENNESSEE

Sept. 17, 2017 at EverBank Field

	1	2	3	4	OT	Final
TENNESSEE TITANS (1-1)	3	3	17	14	--	37
JACKSONVILLE JAGUARS (1-1)	3	0	0	13	--	16

Making their regular season home debut, the Jaguars started fast with a three-and-out on defense followed by a **Jason Myers** 43-yard field goal on their first possession, but Tennessee took over from there on the strength of 179 rushing yards and three takeaways for a 37-16 win. Following the Jaguars' opening drive the offense struggled, with five punts and three turnovers on their next eight possessions including three straight turnovers in the second and third quarters. Tennessee turned both of **Blake Bortles'** interceptions into points with field goals of 41 and 26 yards for a 9-3 lead early in the second half, then extended its string to six straight scoring drives with touchdowns on each of the next four. **Derek Henry** blasted through the defense for a 17-yard scoring run before **Delanie Walker** ran in from a yard out to give Tennessee a 23-3 advantage late in the third quarter. Four touchdowns were scored in the final period, with Tennessee extending the lead to 30-0 on a **Marcus Mariota** 32-yard pass to **Jonnu Smith** before Leonard Fournette got the Jaguars' first touchdown of the day on a one-yard run. The Titans' **Jalston Fowler** scored on a three-yard touchdown run for a 37-9 lead before Bortles threw a seven-yard touchdown pass to **Allen Hurns** with 2:11 remaining. While Tennessee scored in all four quarters, the Jaguars' highlights were limited to **Marqise Lee's** seven receptions and the defense was limited to a **Telvin Smith** interception and a **Myles Jack** sack of Mariota.

Team	Q	Time	Scoring Play	Drive Info
Jax	1	7:24	J. Myers 43 yd. Field Goal	12-51, 6:01
Ten	1	2:16	R. Succop 40 yd. Field Goal	11-53, 5:08
Ten	2	0:00	R. Succop 41 yd. Field Goal	10-38, 2:13
Ten	3	9:24	R. Succop 26 yd. Field Goal	10-31, 4:40
Ten	3	6:36	D. Henry 17 yd. run (Succop kick)	2-34, 0:46
Ten	3	2:49	D. Walker 1 yd. run (Succop kick)	3-49, 1:34
Ten	4	9:57	J. Smith 32 yd. pass from M. Mariota (Succop kick)	8-86, 5:19
Jax	4	7:12	L. Fournette 1 yd. run (pass failed)	6-75, 2:45
Ten	4	4:14	J. Fowler 3 yd. run (Succop kick)	6-25, 2:58
Jax	4	2:11	A. Hurns 7 yd. pass from B. Bortles (Myers kick)	6-77, 2:03

Team Statistics

	Titans	Jaguars
First Downs (Run-Pass-Pen)	21 (12-9-0)	20 (6-13-1)
Total Yards-Plays-Avg.	390-64-6.1	310-61-5.1
Rushing Yards-Attempts-Avg.	179-36-5.0	99-25-4.0
Net Yards Passing (Sacked-Yds)	211 (1-4)	211 (2-12)
Att-Comp-Int	27-15-1	34-20-2
Third Down Conversions (%)	6-13 (46%)	5-13 (46%)
Fourth Down Conversions (%)	0-0 (0%)	0-0 (0%)
Punts-Avg.	3-41.7	5-49.2
Fumbles-Lost	0-0	3-1
Penalties-Yards	7-70	10-99
Time of Possession	30:46	29:14

Individual Statistics

Titans Rushing: D. Henry 14-92, D. Murray 9-25, M. Mariota 6-24, D. Fluellen 3-18, T. Taylor 2-16, J. Fowler 1-3, D. Walker 1-1

Jaguars Rushing: L. Fournette 14-40, B. Bortles 4-29, C. Ivory 6-17, C. Grant 1-13

Titans Passing: M. Mariota 15-27-215 (INT, TD)

Jaguars Passing: B. Bortles 20-34-223 (2 INTs, TD)

Titans Receiving: D. Walker 4-61, R. Matthews 3-43, E. Decker 3-32, J. Smith 2-30, T. Taylor 1-42, C. Davis 1-4, D. Murray 1-3

Jaguars Receiving: M. Lee 7-76, A. Hurns 6-82, C. Ivory 3-31, L. Fournette 2-21, K. Cole 2-13

Sacks: Titans 2.0 (B. Orakpo 1.0; D. Morgan 1.0)

Sacks: Jaguars 1.0 (M. Jack)

Interceptions: Titans 2 (D. Searcy, C. Riley)

Interceptions: Jaguars 1 (T. Smith)

Paid Attendance: 61,709

Time: 3:02

Temperature: 84 degrees

GAME SUMMARIES



WEEK 3 VS. BALTIMORE

Sept. 24, 2017 at Wembley Stadium

	1	2	3	4	OT	Final
BALTIMORE RAVENS (2-1)	0	0	0	7	--	7
JACKSONVILLE JAGUARS (2-1)	10	13	14	7	--	44

Playing in Wembley Stadium for the fifth consecutive year, the Jaguars turned in their most complete performance to date with a dominant 44-7 win against Baltimore led by **Marcedes Lewis'** career-high 3 touchdown catches. Scoring on three of their first five possessions, Jacksonville built a 23-0 halftime lead before adding three straight second-half touchdowns to go up 44-0 before the Ravens scored on their final possession. The Jaguars defense held Baltimore to 3-and-outs on their first four possessions, and overall held the Ravens to seven punts, three turnovers and a failed 4th down. The scoring began when **Jason Myers** kicked a 23-yard field goal to cap the Jaguars' opening 9-play drive. Their next series covered 80 yards in 7 plays and resulted in **Blake Bortles'** 17-yard touchdown pass to Lewis for a 10-0 lead. Myers added a 45-yard field goal on their next drive, and after the first of just 3 punts on the day the Jaguars scored on back-to-back possessions again. **A.J. Bouye's** interception and 19-yard return led to **Allen Hurns** catching a 5-yard Bortles touchdown pass, and Myers tacked on a 29-yard field goal for a 23-0 halftime lead. In the second half the Jacksonville defense got takeaways on consecutive Ravens possessions, with **Jalen Ramsey** intercepting **Joe Flacco** at the Baltimore 32 to set up Lewis' second of 3 touchdowns, this time a 30-yarder. **Calais Campbell** forced a fumble on Baltimore's next series, and **Telvin Smith** scooped the ball and returned it to the Baltimore 2 to set up Lewis' 4-yard touchdown catch. On the Jaguars' next drive they converted a fake punt on 4th-and-1 at the Jacksonville 35, with **Corey Grant** racing 58 yards to the Baltimore 7. **Leonard Fournette** then scored on a 3-yard run to make it 44-0 at the start of the fourth quarter when Flacco was replaced by **Ryan Mallett**.

Team	Q	Time	Scoring Play	Drive Info
Jax	1	9:05	J. Myers 23 yd. Field Goal	9-58, 4:27
Jax	1	3:32	M. Lewis 17 yd. pass from B. Bortles (Myers kick)	7-80, 3:53
Jax	2	10:49	J. Myers 45 yd. Field Goal	10-34, 6:16
Jax	2	4:55	A. Hurns 5 yd. pass from B. Bortles (Myers kick)	8-28, 3:11
Jax	2	0:38	J. Myers 29 yd. Field Goal	9-66, 2:15
Jax	3	9:42	M. Lewis 30 yd. pass from B. Bortles (Myers kick)	2-32, :43
Jax	3	7:48	M. Lewis 4 yd. pass from B. Bortles (Myers kick)	2-2, 0:25
Jax	4	14:56	L. Fournette 3 yd. run (Myers kick)	7-85, 3:28
Bal	4	3:24	B. Watson 6 yd. pass from R. Mallett (Tucker kick)	9-76, 5:09

Team Statistics

	Ravens	Jaguars
First Downs (Run-Pass-Pen)	12(6-4-2)	24(7-13-4)
Total Yards-Plays-Avg.	186-54-3.4	410-68-6.0
Rushing Yards-Attempts-Avg.	134-25-5.4	166-35-4.7
Net Yards Passing (Sacked-Yds)	52 (2-12)	244 (0-0)
Att-Comp-Int	27-14-2	33-20-0
Third Down Conversions (%)	3-11 (27%)	3-12 (25%)
Fourth Down Conversions (%)	0-1 (0%)	2-2 (100%)
Punts-Avg.	7-44.4	3-50.0
Fumbles-Lost	1-1	0-0
Penalties-Yards	10-88	9-70
Time of Possession	25:57	34:03

Individual Statistics

Ravens Rushing: A. Collins 9-82, T. West 6-26, J. Allen 8-15, M. Campanaro 1-7, M. Wallace 1-4
Jaguars Rushing: C. Grant 6-75, L. Fournette 17-59, B. Bortles 3-18, C. Ivory 6-17

Ravens Passing: J. Flacco 8-18-28 (2 INTs), R. Mallett 6-9-36
Jaguars Passing: B. Bortles 20-31-244 (4 TDs), C. Henne 0-2-0

Ravens Receiving: J. Allen 5-13, B. Watson 3-12, N. Boyle 2-14, J. Maclin 1-8, C. Matthews 1-8, M. Wallace 1-6, M. Campanaro 1-3
Jaguars Receiving: M. Lee 4-65, M. Lewis 4-62, L. Fournette 3-21, A. Hurns 3-20, C. Ivory 2-25, C. Grant 1-18, K. Cole 1-13, J. O'Shaughnessy 1-12, T. Bohanon 1-8

Sacks: Ravens None
Sacks: Jaguars 2.0 (D. Fowler 1.0, C. Campbell 0.5, M. Jackson 0.5)

Interceptions: Ravens None
Interceptions: Jaguars 2 (A. Bouye, J. Ramsey)

Paid Attendance: 84,592 **Time:** 2:49 **Temperature:** 70 degrees



WEEK 4 AT NEW YORK JETS

Oct. 1, 2017 at MetLife Stadium

	1	2	3	4	OT	Final
JACKSONVILLE JAGUARS (2-2)	7	3	0	10	0	20
NEW YORK JETS (2-2)	7	3	10	0	3	23

Despite several chances to finish with a win, the Jaguars forced overtime before falling to the Jets, 23-20. The Jets rushed for 256 yards, highlighted by 75- and 69-yard touchdown runs by **Bilal Powell** and **Elijah McGuire**. The game began the same as the Jaguars' first three – with the defense forcing a 3-and-out and the offense scoring on its first drive. But right after **Leonard Fournette** opened the scoring with a 10-yard touchdown reception, Powell burst through the Jacksonville defense, fell down apparently untouched, and continued on his 75-yard run to tie the score at 7-7. In the second quarter the teams exchanged field goals for a 20-20 tie that stood at halftime, but the Jets wasted no time taking their first lead with McGuire's 69-yard touchdown run coming on their second play of the second half. Late in the third quarter a Bortles pass was deflected and picked off by **Kony Ealy** at the Jacksonville 16, and he rumbled to the 7 before being brought down by Bortles. The defense held, however, forcing a 26-yard **Chandler Catanzaro** field goal for a 20-10 Jets lead with 34 seconds left in the period. A 52-yard field goal try by **Jason Myers** missed, but on the Jets' ensuing possession **Myles Jack** alertly picked up a lateral pass and raced 81 yards for his first NFL touchdown, getting the Jaguars within three at 20-17. Two possessions later the Jaguars defense again made a play when **A.J. Bouye** intercepted **Josh McCown** at the New York 35. Fournett's 23-yard touchdown catch-and-run was nullified by a holding penalty, but the Jaguars still advanced to the New York 4-yard line before being forced to settle for a 22-yard game-tying field goal with 49 seconds remaining in regulation. In overtime both teams punted on their first two possessions. The Jaguars' third series began at their own 3 after a 70-yard punt and a penalty, and when they were forced to punt the ball back to New York, the Jets got possession at the Jacksonville 25-yard line following another penalty. From there it took just four plays for Catanzaro to kick the 41-yard game-winner with 32 seconds left in overtime. Fournette led the Jaguars in rushing and receiving with 145 combined yards. The Jets' 256 rushing yards marked the 3rd-most ever allowed by a Jaguars defense, topped only by Tennessee's 305 (11/1/09) and 282 (9/9/07).

Team	Q	Time	Scoring Play	Drive Info
Jax	1	8:02	L. Fournette 10 yd. pass from B. Bortles (Myers kick)	10-61, 5:15
NYJ	1	7:49	B. Powell 75 yd. run (Catanzaro kick)	1-75, 0:13
Jax	2	5:10	J. Myers 30 yd. Field Goal	9-42, 3:59
NYJ	2	1:11	C. Catanzaro 45 yd. Field Goal	9-42, 3:59
NYJ	3	10:02	E. McGuire 69 yd. run (Catanzaro kick)	2-82, 0:47
NYJ	3	0:34	C. Catanzaro 29 yd. Field Goal	4--1, 1:31
Jax	4	10:20	M. Jack 81 yd. fumble return (Myers kick)	8-31, 2:33
Jax	4	0:46	J. Myers 22 yd. Field Goal	4-2, 1:10
NYJ	5	0:28	C. Catanzaro 41 yd. Field Goal	

Team Statistics

	Jaguars	Jets
First Downs (Run-Pass-Pen)	20 (9-8-3)	18 (6-12-0)
Total Yards-Plays-Avg.	311-75-4.1	471-69-6.8
Rushing Yards-Attempts-Avg.	175-39-4.5	256-32-8.0
Net Yards Passing (Sacked-Yds)	136 (1-4)	215 (5-40)
Att-Comp-Int	35-15-1	32-23-1
Third Down Conversions (%)	4-15 (27%)	6-17 (35%)
Fourth Down Conversions (%)	0-0 (0%)	1-1 (100%)
Punts-Avg.	8-45.1	6-43.7
Fumbles-Lost	0-0	3-1
Penalties-Yards	6-47	10-70
Time of Possession	35:08	34:24

Individual Statistics

Jets Rushing: B. Powell 21-163, E. McGuire 10-93, J. McCown 1-0
Jaguars Rushing: L. Fournette 24-86, C. Ivory 9-42, B. Bortles 4-38, C. Grant 2-9

Jets Passing: J. McCown 22-31-244 (INT)
Jaguars Passing: B. Bortles 15-35-140 (TD, INT)

Jets Receiving: J. Kerley 5-7, A. Seferian-Jenkins 4-46, B. Powell 4-27, J. Kearse 4-17, R. Anderson 3-59, E. McGuire 2-38, M. Williams 1-31
Jaguars Receiving: L. Fournette 4-59, A. Hurns 4-42, M. Lee 2-18, T. Bohanon 2-14, K. Cole 1-10, C. Ivory 1-2

Sacks: Jets 1.0 (D. Bass)
Sacks: Jaguars 5.0 (Ngakoue 2.0, Campbell 1.0, Church 1.0, Fowler 1.0)

Interceptions: Jets 1 (K. Ealy)
Interceptions: Jaguars 1 (A. Bouye)

Paid Attendance: 77,562 **Time:** 3:33 **Temperature:** 64 degrees

GAME SUMMARIES



WEEK 5 AT PITTSBURGH

Oct. 8, 2017 at Heinz Field

	1	2	3	4	OT	Final
JACKSONVILLE JAGUARS (3-2)	0	7	13	10	-	30
PITTSBURGH STEELERS (3-2)	3	3	3	0	-	9

Posting their most impressive win of the short season, the Jaguars rode an opportunistic defense and a strong running game to dominate the Steelers at Heinz Field, 30-9, taking sole possession of first place in the AFC South. Jacksonville's 231 rushing yards, its most since 2010, were led by **Leonard Fournette's** 181 yards and two touchdowns including a 90-yard game-clincher with 1:47 remaining. **Blake Bortles** threw just 14 passes on the day including only one in the second half. The halftime score stood at 7-6 with the Jaguars getting a two-yard dive by Fournette while the Steelers settled for two field goals. Pittsburgh took a 9-7 lead on its best drive of the day at the start of the third quarter, marching 73 yards in 14 plays, but was forced to settle for a field goal for the third time in three red zone trips despite a first-and-goal at the Jacksonville five-yard line. From there it was all Jacksonville, as the defense contributed four interceptions of **Ben Roethlisberger** in the second half with two returned for touchdowns – **Telvin Smith** for 28 yards and **Barry Church** for 51 – to give the Jaguars a 20-9 third-quarter lead. In the third quarter alone the Jaguars outscored Pittsburgh 14-3 despite a possession time of just 1:32 and three offensive plays to the Steelers' 31 plays and 13:28 possession time. In the fourth quarter **Jason Myers' 47-yard** field goal extended the lead to 14 points at 23-9 on a 13-play, 67-yard drive in which the Jaguars ran on every play. The Steelers' next two possessions ended on interceptions by **Tashaun Gipson** in Jacksonville territory, giving the unit a team-record five interceptions on the day. Through five games the Jaguars led the NFL in rushing offense, averaging 165.2 yards per game, and turnover margin at +10. The defense ranked first in the league in sacks with 20 and in interceptions with 10.

Team	Q	Time	Scoring Play	Drive Info
Pit	1	10:17	C. Boswell 29 yd. Field Goal	7-61, 3:06
Jax	2	12:19	L. Fournette 2 yd. run (Myers kick)	8-47, 4:05
Pit	2	0:03	C. Boswell 34 yd. Field Goal	6-45, 0:38
Pit	3	8:54	C. Boswell 20 yd. Field Goal	14-73, 6:06
Jax	3	6:38	T. Smith 28 yd. interception return (kick failed)	
Jax	3	3:59	B. Church 51 yd. interception return (Myers kick)	
Jax	4	6:43	J. Myers 47 yd. Field Goal	13-67, 8:07
Jax	4	1:47	L. Fournette 90 yd. run (Myers kick)	3-98, 1:29

Team Statistics

	Jaguars	Steelers
First Downs (Run-Pass-Pen).....	15 (10-5-0).....	21 (5-16-0)
Total Yards-Plays-Avg.	313-53-5.9	371-77-4.8
Rushing Yards-Attempts-Avg.....	231-37-6.2	70-20-3.5
Net Yards Passing (Sacked-Yds)	82 (2-13)	301 (2-11)
Att-Comp-Int	14-8-1	55-33-5
Third Down Conversions (%).....	6-12 (50%)	7-15 (47%)
Fourth Down Conversions (%).....	0-0 (0%)	0-0 (0%)
Punts-Avg.	5-38.0	3-44.7
Fumbles-Lost	0-0	1-0
Penalties-Yards.....	4-19	5-37
Time of Possession	28:52	31:08

Individual Statistics

Steelers Rushing: L. Bell 15-47, M. Bryant 1-13, J. Conner 3-9, B. Roethlisberger 1-1

Jaguars Rushing: L. Fournette 28-181, C. Ivory 8-41, B. Bortles 1-9

Steelers Passing: B. Roethlisberger 33-55-312 (5 INTs)

Jaguars Passing: B. Bortles 8-14-95 (INT)

Steelers Receiving: A. Brown 10-157, L. Bell 10-46, M. Bryant 5-21, J. Smith-Schuster 4-58, J. James 3-24, J. Hunter 1-6

Jaguars Receiving: M. Lee 2-49, A. Hurns 2-21, M. Lewis 1-14, M. McCaffery 1-4, K. Cole 1-4

Sacks: Steelers 2.0 (T. Watt 1.0, V. Williams 1.0)

Sacks: Jaguars 2.0 (D. Fowler 1.0, C. Campbell 0.5, A. Jones 0.5)

Interceptions: Steelers 1 (R. Shazier)

Interceptions: Jaguars 5 (A. Bouye, B. Church, T. Gipson (2), J. Ramsey, T. Smith)

Paid Attendance: 66,237

Time: 3:01

Temperature: 73 degrees



WEEK 6 VS. LOS ANGELES RAMS

Oct. 15, 2017 at EverBank Field

	1	2	3	4	OT	Final
LOS ANGELES RAMS (4-2)	17	7	0	3	--	27
JACKSONVILLE JAGUARS (3-3)	14	0	3	0	--	17

In the first Super Bowl-era NFL game to feature two touchdowns of 75 yards or more in the first 30 seconds, the Rams dominated on special teams to claim a 27-17 win at EverBank Field. The day began with **Pharoh Cooper** returning the opening kickoff 103 yards for a touchdown, and after the ensuing kickoff **Leonard Fournette** scored on the first scrimmage play of the game with a 75-yard touchdown run to make it 7-7 with just 25 seconds elapsed. On the Jaguars' next possession **Brad Nortman's** punt traveled just 16 yards, putting the Rams at the Jacksonville 45 to set up **Greg Zuerlein's** 56-yard field goal. The Jaguars answered on their next series, marching 75 yards again in four plays with an 18-yard completion and 17- and 18-yard runs, before **Blake Bortles** threw a 22-yard screen pass to **Chris Ivory** to give Jacksonville a 14-10 lead. But before the first quarter ended the Rams scored again on a short pass from **Jared Goff** to **Gerald Everett**, which gave Los Angeles a 17-14 lead that they would not relinquish. The only points in the second quarter came on another special teams miscue when Nortman's punt was blocked inside the 10 and **Malcolm Brown** recovered and returned it 8 yards for a touchdown and a 24-14 lead. On the final play of the first half **Jason Myers** missed a 54-yard field goal try, and the only second-half scoring was a field goal by each team, with Myers hitting from 41 yards before missing again from 54 yards with 1:12 remaining. Fournette, who suffered a sprained ankle late in the game, finished with 130 rushing yards and his sixth consecutive game with a touchdown, while Ivory added nine receptions for 74 yards. **Todd Gurley** ran for 116 yards for Los Angeles. The Rams sacked Bortles a season-high five times, while **Calais Campbell** got two sacks – his seventh and eighth of the season.

Team	Q	Time	Scoring Play	Drive Info
LAR	1	14:46	P. Cooper 103 yd. kickoff return (Zuerlein kick)	0-0, 0:14
Jax	1	14:35	L. Fournette 75 yd. run (Myers kick)	1-75, 0:11
LAR	1	8:54	G. Zuerlein 56 yd. Field Goal	4-8, 1:29
Jax	1	6:51	C. Ivory 22 yd. pass from B. Bortles (Myers kick)	4-75, 2:03
LAR	1	0:22	G. Everett 4 yd. pass from J. Goff (Zuerlein kick)	7-66, 3:16
LAR	2	2:25	M. Brown 8 yd. return of blocked punt (Zuerlein kick)	
Jax	3	5:16	J. Myers 41 yd. Field Goal	9-29, 5:00
LAR	4	2:32	G. Zuerlein 29 yd. Field Goal	12-57, 5:08

Team Statistics

	Rams	Jaguars
First Downs (Run-Pass-Pen).....	12 (5-7-0).....	19 (5-12-2)
Total Yards-Plays-Avg.	249-56-4.4	389-66-5.9
Rushing Yards-Attempts-Avg.....	142-32-4.4	169-26-6.5
Net Yards Passing (Sacked-Yds)	107 (3-17).....	220 (5-21)
Att-Comp-Int	21-11-0	35-23-1
Third Down Conversions (%).....	4-13 (31%).....	4-15 (27%)
Fourth Down Conversions (%).....	0-0 (0%)	1-1 (100%)
Punts-Avg.	7-46.0	8-34.3
Fumbles-Lost	2-1	2-0
Penalties-Yards.....	7-70	5-40
Time of Possession	28:01	31:59

Individual Statistics

Rams Rushing: T. Gurley 23-116, M. Brown 3-17, J. Goff 4-9

Jaguars Rushing: L. Fournette 21-130, B. Bortles 2-19, M. Lee 1-17, C. Ivory 2-3

Rams Passing: J. Goff 11-21-124 (TD)

Jaguars Passing: B. Bortles 23-35-241 (TD, INT)

Rams Receiving: R. Woods 5-70, C. Kupp 2-35, S. Watkins 1-11, G. Everett 1-4, T. Gurley 104

Jaguars Receiving: C. Ivory 9-74, M. Lee 5-83, A. Hurns 3-37, J. O'Shaughnessy 2-11, L. Fournette 2-8, B. Koyack 1-21, K. Cole 1-7

Sacks: Rams 5.0 (M. Barron, C. Barwin, M. Brockers, A. Donald, M. Fox)

Sacks: Jaguars 3.0 (C. Campbell (2), T. Smith)

Interceptions: Rams 1 (N. Robey)

Interceptions: Jaguars None

Paid Attendance: 56,232

Time: 3:06

Temperature: 88 degrees

GAME SUMMARIES



WEEK 7 AT INDIANAPOLIS

Oct. 22, 2017 at Lucas Oil Stadium

	1	2	3	4	OT	Final
JACKSONVILLE JAGUARS (4-3)	14	6	7	0	-	27
INDIANAPOLIS COLTS (2-5)	0	0	0	0	-	0

The Jaguars posted their first shutout since 2006 and tied the franchise record with 10 sacks in a dominant 27-0 win over the Colts at Lucas Oil Stadium. Despite missing offensive starters **Leonard Fournette** and **Brandon Linder** due to injury, and losing left tackle **Cam Robinson** on the second play, the Jaguars rolled up 518 total yards with a 300-yard passer, a 100-yard rusher and a 100-yard receiver. **Blake Bortles** completed 18 of 26 passes for 330 yards while being sacked just once, with completions of 52, 50 and 45 yards and a TD to **Mercedes Lewis**, and **Allen Hurns** caught 5 passes for 101 yards. Active for the first time all season, **T.J. Yeldon** contributed 122 yards on 9 carries including a 58-yarder. For just the fourth time in team history, the Jaguars scored on each of their first four possessions, with drives of 75, 70, 67 and 66 yards to build a 20-0 lead with 1:56 remaining in the first half. The halftime stats showed Jacksonville's domination with 342 total yards to Indianapolis' 72, 282 passing yards to 20, and 16 first downs to 5. Two lost fumbles ended back-to-back Jaguars possessions before Yeldon's 58-yard touchdown run in the third quarter produced a 27-0 lead. Jacksonville punted just twice on the day while the Colts were forced to punt seven times in addition to three drives ending on a failed fourth down. On defense, seven different players contributed to the 10-sack performance, led by **Yannick Ngakoue's** 2.5 sacks and **Calais Campbell's** 2, while **Dante Fowler Jr.** and **Malik Jackson** each had 1.5 sacks. The victory marked the Jaguars' sixth shutout in team history, and the 518 total yards were their third-most ever and best since 519 in 1998. The win kept the Jaguars in a tie for the AFC South lead at 4-3 - including a 2-1 division record - entering their bye week.

Team	Q	Time	Scoring Play	Drive Info
Jax	1	9:30	C. Ivory 1 yd. run (Lambo kick)	12-75, 5:30
Jax	1	5:01	M. Lewis 5 yd. pass from B. Bortles (Lambo kick)	4-70, 1:54
Jax	2	7:38	J. Lambo 42 yd. Field Goal	12-67, 6:35
Jax	2	1:56	J. Lambo 33 yd. Field Goal	8-66, 3:51
Jax	3	5:08	T. Yeldon 58 yd. run (Lambo kick)	6-91, 2:42

Team Statistics

	Jaguars	Colts
First Downs (Run-Pass-Pen)	23 (6-14-3)	15 (5-10-0)
Total Yards-Plays-Avg.	518-65-8.0	232-67-3.5
Rushing Yards-Attempts-Avg.	188-37-5.1	96-20-4.8
Net Yards Passing (Sacked-Yds)	330 (1-0)	136 (10-64)
Att-Comp-Int	27-18-0	37-22-0
Third Down Conversions (%)	8-14 (57%)	5-15 (33%)
Fourth Down Conversions (%)	0-1 (0%)	0-3 (0%)
Punts-Avg.	2-53.5	7-44.9
Fumbles-Lost	3-2	2-0
Penalties-Yards	4-24	5-55
Time of Possession	32:47	27:13

Individual Statistics

Colts Rushing: F. Gore 9-34, J. Brissett 5-31, M. Mack 5-26, J. Ferguson 1-5
Jaguars Rushing: T. Yeldon 9-122, C. Ivory 17-47, B. Bortles 4-11, C. Grant 6-8

Colts Passing: J. Brissett 22-37-200
Jaguars Passing: B. Bortles 18-26-330 (TD)

Colts Receiving: J. Doyle 6-44, M. Mack 4-40, D. Moncrief 2-30, T. Hilton 2-27, C. Rogers 2-21, Q. Bray 2-17, K. Aiken 2-8, D. Daniels 1-7, B. Williams 1-6
Jaguars Receiving: A. Hurns 5-101, M. Lee 4-72, K. Cole 2-64, M. Lewis 2-29, T. Yeldon 2-15, C. Grant 1-28, T. Bohanon 1-14, B. Koyack 1-7

Sacks: Colts 1.0 (H. Anderson)
Sacks: Jaguars 10.0 (Ngakoue 2.5; Campbell 2.0; Fowler Jr. 1.5; Jackson 1.5; S. Day 1.0; M. Jack 1.0; E. Ankou 0.5)

Interceptions: Colts 0
Interceptions: Jaguars 0

Paid Attendance: 63,104 **Time:** 2:55 **Temperature:** 72 degrees



WEEK 9 vs. CINCINNATI BENGALS

Nov. 5, 2017 at EverBank Field

	1	2	3	4	OT	Final
CINCINNATI BENGALS (3-5)	0	7	0	0	--	7
JACKSONVILLE JAGUARS (5-3)	3	10	3	7	--	23

The Jaguars played a dominant game at EverBank Field to earn their first home win and first consecutive wins of the season, 23-7 against Cincinnati. **Blake Bortles** completed 24 of 38 passes for 259 yards and a touchdown to **Marqise Lee** to lead an offense that converted 12 of 18 third downs and gained 407 yards without a sack or a turnover. **Chris Ivory**, subbing for an inactive **Leonard Fournette**, turned in 104 combined yards with 70 rushing and 34 receiving. The Jacksonville defense was stingy, holding the Bengals to 148 total yards including 37 rushing and limiting **Andy Dalton** to just 10 completions while sacking him twice. The Jaguars started slowly, losing a **T.J. Yeldon** fumble on the first drive before scoring on four straight possessions with field goals by **Josh Lambo** of 32, 56 and 25 yards in addition to Lee's 3-yard scoring catch in the second quarter which capped a 15-play, 96-yard drive. Cincinnati responded to that score with their only points of the day with **Joe Mixon** scoring on a 7-yard run to cap an 80-yard drive highlighted by Dalton's 59-yard completion to **Tyler Kroft** to the Jacksonville 19. Lambo's 56-yard field goal came with 28 seconds left in the first half to give the Jaguars a 13-7 lead, and on the ensuing play a fight between **A.J. Green** and **Jalen Ramsey** resulted in both players being ejected. In the third quarter Lambo hit his 25-yard field goal for a 16-7 lead, but the game was broken open on the second play of the fourth quarter when **Jaydon Mickens** gathered a Bengals punt at the 37 and raced 63 yards for a touchdown and a 23-7 lead. On their final possession the Jaguars advanced to the Cincinnati 1-yard line before kneeling on fourth down with 33 seconds remaining. The Jaguars posted a possession time of 40:14, while in the second half the Bengals were held to 31 total yards with 5 rushing and 26 passing. **Calais Campbell** and **Malik Jackson** each got a sack, giving Campbell a league-leading 11 through 8 games.

Team	Q	Time	Scoring Play	Drive Info
Jax	1	2:34	J. Lambo 32 yd. Field Goal	9-71, 4:02
Jax	2	6:57	M. Lee 3 yd. pass from B. Bortles (Lambo kick)	15-96, 7:55
Cin	2	4:13	J. Mixon 7 yd. run (Koehn kick)	5-80, 2:44
Jax	2	0:23	J. Lambo 56 yd. Field Goal	11-37, 3:50
Jax	3	6:51	J. Lambo 25 yd. Field Goal	9-79, 4:39
Jax	4	14:35	J. Mickens 63 yd. punt return (Lambo kick)	

Team Statistics

	Bengals	Jaguars
First Downs (Run-Pass-Pen)	8 (2-5-1)	26 (7-15-4)
Total Yards-Plays-Avg.	148-37-4.0	407-78-5.2
Rushing Yards-Attempts-Avg.	29-17-1.7	148-40-3.7
Net Yards Passing (Sacked-Yds)	119 (2-17)	259 (0-0)
Att-Comp-Int	18-10-0	38-24-0
Third Down Conversions (%)	1-8 (13%)	12-18 (67%)
Fourth Down Conversions (%)	0-0 (0%)	0-1 (0%)
Punts-Avg.	7-48.0	2-47.0
Fumbles-Lost	0-0	1-1
Penalties-Yards	8-78	5-50
Time of Possession	19:46	40:14

Individual Statistics

Bengals Rushing: J. Mixon 13-31, A. Dalton 3--1, G. Bernard 1--1
Jaguars Rushing: C. Ivory 20-69, T. Yeldon 11-41, B. Bortles 5-20, C. Grant 4-18

Bengals Passing: A. Dalton 10-18-136
Jaguars Passing: B. Bortles 24-38-259 (TD)

Bengals Receiving: J. Mixon 3015, T. Kroft 2-79, B. LaFell 2-28, J. Malone 1-13, A. Green 1-6, G. Bernard 1--5
Jaguars Receiving: M. Lee 8-75, M. Lewis 3-49, K. Cole 3-47, C. Ivory 3-34, A. Hurns 3-31, T. Yeldon 2-11, J. O'Shaughnessy 1-6, T. Bohanon 1-6

Sacks: Bengals None
Sacks: Jaguars 2.0 (C. Campbell, M. Jackson)

Interceptions: Bengals None
Interceptions: Jaguars None

Paid Attendance: 60,720 **Time:** 2:57 **Temperature:** 78 degrees

GAME SUMMARIES



WEEK 10 vs. LOS ANGELES CHARGERS

Nov. 12, 2017 at EverBank Field

	1	2	3	4	OT	Final
LOS ANGELES CHARGERS (3-6)	0	7	7	3	0	17
JACKSONVILLE JAGUARS (6-3)	6	0	8	3	3	20

In a wild game that came down to four turnovers in the final two minutes of regulation and overtime, the Jaguars got a gutsy 20-17 overtime win against the Chargers. With the teams combining for 19 punts, scoring was hard to come by. The Jaguars scored first on a fake punt, with **Corey Grant** running 56 yards to pay dirt in the first quarter, but the extra point was blocked. Los Angeles scored with 47 seconds left in the first half on a 28-yard catch-and-run by **Austin Ekeler**, giving the visitors a 7-6 halftime lead. The Chargers scored again on their next possession early in the third quarter when **Philip Rivers** again hit Ekeler, this time with a 22-yard touchdown pass. The Jaguars' best drive of the day came two series later, when they marched 84 yards in 11 plays with **Blake Bortles** connecting with **Marqise Lee** on a 6-yard scoring play. Bortles then threw to Lee for the two-point conversion to knot the score at 14-14 with 2:10 remaining in the third. The teams exchanged punts – and the Jaguars lost long snapper **Matt Overton** to injury – before **Nick Novak** kicked a 50-yard field goal to give the Chargers the lead again at 17-14 early in the fourth quarter. More punts ensued, with **Tommy Bohanon** filling in for Overton on punt snaps, until the two-minute warning. With two minutes remaining Bortles was intercepted by **Tre Boston** at the Los Angeles 42, but on the ensuing play the Chargers gave it back when **Malik Jackson** forced Ekeler to fumble. Los Angeles returned the favor three plays later when Boston again picked off Bortles with 1:24 left in regulation. The Jacksonville defense then held and forced a punt, and the Jaguars took over at their own 48 with 58 seconds to go. A roughing the passer penalty moved them to the 20 before **Josh Lambo** kicked a 34-yard field goal – with **Tyler Shatley** filling in on placekick snaps – to tie the score at 17-17 with 3 seconds remaining. In overtime the Jaguars got first possession but were forced to punt. Taking over at their own 10, the Chargers ran two plays before Rivers was intercepted by **A.J. Bouye**, who returned the pick 51 yards to the Los Angeles 2. A taunting penalty backed them up to the 17, and four plays later Lambo kicked the game-winner from 30 yards.

Team	Q	Time	Scoring Play	Drive Info
Jax	1	0:24	C. Grant 56 yd. run (kick blocked)	8-90, 3:56
LAC	2	0:47	A. Ekeler 28 yd. pass from P. Rivers (Novak kick)	7-87, 2:59
LAC	3	10:29	A. Ekeler 22 yd. pass from P. Rivers (Novak kick)	6-76, 3:23
Jax	3	2:03	M. Lee 6 yd. pass from B. Bortles (Bortles-Lee pass)	11-84, 4:12
LAC	4	10:35	N. Novak 50 yd. Field Goal	7-45, 3:19
Jax	4	0:03	J. Lambo 34 yd. Field Goal	6-36, 0:55
Jax	5	3:12	J. Lambo 30 yd. Field Goal	4-5, 1:59

Team Statistics

	Chargers	Jaguars
First Downs (Run-Pass-Pen)	8 (2-5-1)	26 (7-15-4)
Total Yards-Plays-Avg.	148-37-4.0	407-78-5.2
Rushing Yards-Attempts-Avg.	29-17-1.7	148-40-3.7
Net Yards Passing (Sacked-Yds)	119 (2-17)	259 (0-0)
Att-Comp-Int	18-10-0	38-24-0
Third Down Conversions (%)	1-8 (13%)	12-18 (67%)
Fourth Down Conversions (%)	0-0 (0%)	0-1 (0%)
Punts-Avg.	7-48.0	2-47.0
Fumbles-Lost	0-0	1-1
Penalties-Yards	8-78	5-50
Time of Possession	19:46	40:14

Individual Statistics

Chargers Rushing: A. Ekeler 10-42, M. Gordon 16-27, T. Benjamin 1-13, K. Allen 1-6, P. Rivers 2--1
Jaguars Rushing: C. Grant 1-56, B. Bortles 5-34, L. Fournette 17-33, T. Yeldon 3-11, C. Ivory 1-1

Chargers Passing: P. Rivers 21-37-235 (2 TDs, INT)
Jaguars Passing: B. Bortles 28-51-273 (TD, 2 INTs)

Chargers Receiving: A. Ekeler 5-77, M. Gordon 5-15, K. Allen 4-48, Ty. Williams 2-49, M. Williams 2-24, D. Watt 1-12, H. Henry 1-7, A. Gates 1-3
Jaguars Receiving: A. Hurns 7-70, M. Lee 6-55, T. Yeldon 6-39, K. Cole 3-61, M. Lewis 2-29, L. Fournette 2-13, J. Mickens 1-11

Sacks: Chargers 3.0 (D. King, J. Bosa, K. Emanuel)
Sacks: Jaguars None

Interceptions: Chargers 2 (T. Boston)
Interceptions: Jaguars 1 (A. Bouye)

Paid Attendance: 60, 835 **Time:** 3:43 **Temperature:** 76 degrees



WEEK 11 AT CLEVELAND BROWNS

Nov. 19, 2017 at FirstEnergy Stadium

	1	2	3	4	OT	Final
JACKSONVILLE JAGUARS (7-3)	7	3	0	9	-	19
CLEVELAND BROWNS (0-10)	0	7	0	0	-	7

On a blustery, 38-degree day in Cleveland the Jaguars took advantage of five takeaways, five sacks and a defensive touchdown to get their fourth consecutive win and take sole possession of the AFC South lead at 7-3. The tone was set early, as **DeShone Kizer** was sacked by **Malik Jackson** on his first pass attempt, intercepted by **Telvin Smith** on his second, and sacked by **Yannick Ngakoue** on his third. The Jaguars converted Smith's interception into a 33-yard touchdown drive on the only red zone possession of the day for either team, with **Blake Bortles** hitting **Marcedes Lewis** in the end zone with a 10-yard scoring pass for a 7-0 lead. **Josh Lambo** kicked a 38-yard field goal early in the second period, but Cleveland answered on the next series with a 66-yard drive capped by Kizer's 27-yard touchdown pass to **Duke Johnson Jr.** to make it 10-7. Jacksonville had a chance to extend the lead before halftime but Lambo's 41-yard field goal try at the end of a 13-play drive was wide right. In the third period the Jaguars forced a muffed punt return and took possession at the Cleveland 31, but three plays later Bortles was sacked and fumbled the ball back to the Browns. **A.J. Bouye** got the Jaguars' third takeaway of the day when he intercepted Kizer midway through the fourth quarter, and the Jaguars capitalized with Lambo's 39-yard field goal to go up 13-7 with 3:31 remaining. Cleveland threatened, reaching the Jaguars 40 with 1:48 left, but Kizer was sacked by **Calais Campbell** and Ngakoue, and **Dante Fowler** recovered the fumble. Still trailing by just 6, the Browns utilized all three of their timeouts and forced a punt, regaining possession at their own 20 with 1:34 remaining. But on the first snap Ngakoue sacked Kizer again and forced another fumble, which Smith recovered in the end zone to extend the lead to 19-7. Cleveland drove to the Jacksonville 22-yard line before turning the ball over on downs, and the Jaguars ended the game in victory formation. Ngakoue finished with 2.5 sacks and 2 forced fumbles, while the offense was led by **Leonard Fournette's** 111 rushing yards and 4.0-yard average per carry.

Team	Q	Time	Scoring Play	Drive Info
Jax	1	6:54	M. Lewis 10 yd. pass from B. Bortles (Lambo kick)	4-33, 1:42
Jax	2	14:14	J. Lambo 38 yd. Field Goal	8-47, 3:33
Cle	2	11:28	D. Johnson 27 yd. pass from D. Kizer (Gonzalez kick)	5-66, 2:46
Jax	4	3:31	J. Lambo 39 yd. Field Goal	8-31, 4:52
Jax	4	1:14	T. Smith fumble recovery in end zone (run failed)	

Team Statistics

	Jaguars	Browns
First Downs (Run-Pass-Pen)	15 (7-8-0)	11 (2-9-0)
Total Yards-Plays-Avg.	284-76-3.7	184-55-3.3
Rushing Yards-Attempts-Avg.	139-44-3.2	50-18-2.8
Net Yards Passing (Sacked-Yds)	145 (2-9)	179 (5-45)
Att-Comp-Int	30-17-0	32-16-2
Third Down Conversions (%)	6-20 (30%)	3-13 (23%)
Fourth Down Conversions (%)	1-1 (100%)	0-1 (0%)
Punts-Avg.	9-39.3	8-47.0
Fumbles-Lost	5-1	5-3
Penalties-Yards	2-26	0-0
Time of Possession	36:55	23:05

Individual Statistics

Browns Rushing: D. Kizer 5-22, I. Crowell 11-18, D. Johnson 2-10
Jaguars Rushing: L. Fournette 28-111, T. Yeldon 5-15, C. Ivory 6-6, B. Bortles 4-4, T. Bohanon 1-3

Browns Passing: D. Kizer 16-323-179 (TD, 2 INTs)
Jaguars Passing: B. Bortles 17-30-154 (TD)

Browns Receiving: C. Coleman 6-80, D. Johnson 4-56, K. Britt 2-5, R. Louis 1-15, D. Njoku 1-13, S. DeValve 1-5, M. Dayes 1-5
Jaguars Receiving: M. Lee 5-45, D. Westbrook 3-35, K. Cole 3-24, M. Lewis 2-26, L. Fournette 2-7, J. O'Shaughnessy 1-12, T. Yeldon 1-5

Sacks: Browns 2.0 (J. Burgess 1.0, C. Kirksey 1.0)
Sacks: Jaguars 5.0 (Ngakoue 2.5, Fowler 1.0, M. Jackson 1.0, Campbell 0.5)

Interceptions: Browns none
Interceptions: Jaguars 2 (A. Bouye, T. Smith)

Paid Attendance: 57,003 **Time:** 3:10 **Temperature:** 38 degrees

GAME SUMMARIES



WEEK 12 AT ARIZONA CARDINALS

Nov. 26, 2017 at University of Phoenix Stadium

	1	2	3	4	OT	Final
JACKSONVILLE JAGUARS (7-4)	0	3	7	14	-	24
ARIZONA CARDINALS (5-6)	3	10	3	11	-	27

Phil Dawson's 57-yard field goal with one second remaining gave Arizona a hard-fought 27-24 win in the Jaguars' first-ever appearance at University of Phoenix Stadium. The Cardinals led most of the game, taking a 13-0 second-quarter lead on Dawson field goals of 34 and 42 yards and a 29-yard touchdown pass from Blaine Gabbert to Ricky Seals-Jones. Josh Lambo's 43-yard field goal at the end of the second quarter made it 13-3 at halftime, but Arizona extended its lead to 16-3 on the opening drive of the third quarter on Dawson's third field goal of the day, this time from 48 yards. The Jaguars responded on the next series with their first touchdown of the day, a one-yard run by Blake Bortles which capped a 75-yard drive that featured a 24-yard catch by Keelan Cole and a 28-yard Bortles run. Each team scored twice in the fourth quarter after the period began with a 16-10 Arizona lead. Jacksonville took its first and only lead of the day on a defensive score when Yannick Ngakoue's strip-sack was picked up and advanced 10 yards into the end zone by Calais Campbell, who was facing his longtime former team for the first time. But the Jaguars' 17-16 lead was short-lived as Arizona answered with a 75-yard drive on which Gabbert threw a 52-yard touchdown pass to Jaron Brown. Jacksonville would not go away, however, as Corey Grant returned the ensuing kickoff 68 yards to the Arizona 38. Four plays later Bortles ran it in from 17 yards out to tie the score at 24-24 with 7:26 left. An exchange of interceptions followed, with Barry Church picking off Gabbert before Tyrann Mathieu picked off Bortles. Neither team could capitalize, but the Jaguars had the ball at their own 10 with 1:14 remaining and failed to gain a first down, punting the ball back to the Cardinals. A 12-yard return gave them possession at their own 39, and 10- and 12-yard completions by Gabbert moved them to the Jacksonville 39 from where Dawson nailed his 57-yarder with one second left.

Team	Q	Time	Scoring Play	Drive Info
Ari	1	8:22	P. Dawson 34 yd. Field Goal	9-51, 4:51
Ari	2	9:00	P. Dawson 42 yd. Field Goal	5-36, 2:08
Ari	2	4:44	R. Seals-Jones 29 yd. pass from B. Gabbert (Dawson kick)	4-41, 2:07
Jax	2	0:15	J. Lambo 43 yd. Field Goal	8-31, 1:45
Ari	3	11:29	P. Dawson 48 yd. Field Goal	8-45, 3:31
Jax	3	7:33	B. Bortles 1 yd. run (Lambo kick)	7-75, 3:56
Jax	4	12:10	C. Campbell 10 yd. fumble return (Lambo kick)	
Ari	4	9:07	Ja. Brown 52 yd. pass from Gabbert (Gabbert-Fitzgerald pass)	6-75, 3:03
Jax	4	7:26	B. Bortles 17 yd. run (Lambo kick)	4-38, 1:41
Ari	4	0:01	P. Dawson 57 yd. Field Goal	3-22, 0:15

Team Statistics

	Jaguars	Cardinals
First Downs (Run-Pass-Pen)	19 (4-11-4)	20 (5-12-3)
Total Yards-Plays-Avg.	219-58-3.8	344-70-4.9
Rushing Yards-Attempts-Avg.	91-22-4.1	108-31-3.5
Net Yards Passing (Sacked-Yds)	160 (3-32)	241 (1-5)
Att-Comp-Int	33-19-1	38-22-1
Third Down Conversions (%)	1-12 (8%)	7-17 (41%)
Fourth Down Conversions (%)	1-1 (100%)	0-0 (0%)
Punts-Avg.	8-49.5	6-45.7
Fumbles-Lost	3-2	2-1
Penalties-Yards	5-45	10-98
Time of Possession	25:21	34:39

Individual Statistics

Cardinals Rushing: A. Peterson 20-79, B. Gabbert 6-17, K. Williams 3-8, D. Foster 1-4, C. Williams 1-0

Jaguars Rushing: B. Bortles 6-62, L. Fournette 12-25, T. Yeldon 3-10, C. Ivory 1--6

Cardinals Passing: B. Gabbert 22-38-241 (2 TDs, INT)

Jaguars Passing: B. Bortles 19-33-160 (TD, INT)

Cardinals Receiving: R. Seals-Jones 4-72, A. Peterson 4-20, D. Foster 3-18, L. Fitzgerald 3-12, T. Niklas 2-22, J. Gresham 2-13, Ja. Brown 1-52, J. Nelson 1-14, K. Williams 1-10, C. Williams 1-8

Jaguars Receiving: D. Westbrook 6-41, T. Yeldon 5-42, L. Fournette 3-17, K. Cole 2-30, M. Lee 1-13, M. Lewis 1-10, J. O'Shaughnessy 1-7

Sacks: Cardinals 3.0 (C. Jones 2.0, O. Pierre 1.0)

Sacks: Jaguars 1.0 (Y. Ngakoue)

Interceptions: Cardinals 1 (T. Mathieu)

Interceptions: Jaguars 1 (B. Church)

Paid Attendance: 63,891

Time: 3:18

Temperature: N/A



WEEK 13 vs. INDIANAPOLIS COLTS

Dec. 3, 2017 at EverBank Field

	1	2	3	4	OT	Final
INDIANAPOLIS COLTS (3-9)	0	3	7	0	--	10
JACKSONVILLE JAGUARS (8-4)	7	9	11	3	--	30

The Jaguars played one of their most impressive games of the season, gaining 426 total net yards and converting 9 of 15 third downs as Blake Bortles completed 26 of 35 passes for 309 yards and two TDs to lead a 30-10 win against the Colts. A fast start set the tone as Jacksonville scored on its first three drives of 11, 11 and 12 plays to build a 16-3 lead, with Bortles throwing touchdown passes of 4 and 8 yard to Marqise Lee and Keelan Cole. The Jaguars' first possession was extended by the team's third successful fake punt of the season when Brad Nortman completed a 29-yard pass to James O'Shaughnessy on fourth-and-7. The second touchdown came at the two-minute warning of the first half, before a Jalen Ramsey interception at the Jacksonville 7-yard line ended the Colts' last drive of the half. The Jaguars scored on both of their third-quarter possessions, with Leonard Fournette running in from 5 yards out and Josh Lambo nailing a 23-yard field goal. Indianapolis tried to keep pace with Jacoby Brissett throwing a 40-yard touchdown pass to T.Y. Hilton, but the Jaguars took a 27-10 lead into the fourth quarter. Lambo's 39-yard field goal in the final period was set up by Tashaun Gipson's interception with just over six minutes left. Calais Campbell broke the franchise single-season sack record held by Tony Brackens (12.0 sacks in 1999) by increasing his sack total to 12.5 in the first quarter. Through 12 games the Jaguars defense led the NFL in scoring, total defense, pass defense, forced fumbles, fumble recoveries and sacks. Winners of five of their last six games, including three straight at home, the Jaguars moved to four games over .500 in the month of December for the first time since 2007. In the Jaguars' four games played following a loss they improved to 4-0 and outscored opponents 131-26. On the season Bortles found success in the red zone, throwing 12 touchdowns and no interceptions through 12 games.

Team	Q	Time	Scoring Play	Drive Info
Jax	1	6:18	M. Lee 4 yd. pass from B. Bortles (Lambo kick)	11-80, 5:18
Jax	2	12:43	J. Lambo 30 yd. Field Goal	11-57, 5:14
Ind	2	7:02	A. Vinatieri 27 yd. Field Goal	10-69, 5:41
Jax	2	1:55	K. Cole 8 yd. pass from B. Bortles (pass failed)	12-75, 5:07
Jax	3	10:34	L. Fournette 5 yd. run (Bortles-Lewis pass)	8-67, 4:26
Ind	3	6:40	T. Hilton 40 yd. pass from J. Brissett (Vinatieri kick)	9-75, 3:54
Jax	3	0:34	J. Lambo 23 yd. Field Goal	11-81, 6:06
Jax	4	2:53	J. Lambo 39 yd. Field Goal	6-31, 3:10

Team Statistics

	Colts	Jaguars
First Downs (Run-Pass-Pen)	17 (7-8-2)	22 (5-16-1)
Total Yards-Plays-Avg.	290-66-4.4	426-64-6.7
Rushing Yards-Attempts-Avg.	141-26-5.4	96-27-3.6
Net Yards Passing (Sacked-Yds)	174 (4-25)	330 (1-8)
Att-Comp-Int	36-21-2	36-27-0
Third Down Conversions (%)	5-15 (33%)	9-15 (60%)
Fourth Down Conversions (%)	4-4 (100%)	1-1 (100%)
Punts-Avg.	4-46.8	2-38.0
Fumbles-Lost	1-0	1-0
Penalties-Yards	4-31	6-55
Time of Possession	26:13	33:47

Individual Statistics

Colts Rushing: F. Gore 13-61, M. Mack 6-46, J. Brissett 6-26, C. Rogers 1--2

Jaguars Rushing: L. Fournette 20-57, B. Bortles 3-27, C. Ivory 4-12

Colts Passing: J. Brissett 21-36-174 (TD, 2 INTs)

Jaguars Passing: B. Bortles 26-25-309 (2 TDs), B. Nortman 1-1-29

Colts Receiving: D. Moncrief 5-37, C. Rogers 4-35, T. Hilton 3-51, J. Doyle 3-16, J. Ferguson 3-16, B. Williams 2-11, M. Mack 1-8

Jaguars Receiving: M. Lee 7-86, D. Westbrook 6-78, M. Lewis 4-46, K. Cole 3-49, L. Fournette 3-22, T. Yeldon 2-25, J. O'Shaughnessy 1-29, C. Ivory 1-3

Sacks: Colts 1.0 (T. Basham)

Sacks: Jaguars 4.0 (P. Postluszny 1.5, C. Campbell 1.0, M. Jackson 1.0, B. Brown 0.5)

Interceptions: Colts None

Interceptions: Jaguars 2 (J. Ramsey, T. Gipson)

Paid Attendance: 61,207

Time: 3:01

Temperature: 70 degrees

National Football League Game Summary

NFL Copyright © 2017 by The National Football League. All rights reserved. This summary and play-by-play is for the express purpose of assisting media in their coverage of the game; any other use of this material is prohibited without the written permission of the National Football League. Updated: 12/4/2017

Date: Sunday, 12/3/2017

Indianapolis Colts at Jacksonville Jaguars

Start Time: 1:02 PM EST

at EverBank Field, Jacksonville, FL

Game Day Weather

Played Open on Turf: Grass

Temp: 70° F (21.1° C) Humidity: 74%, Wind: NE 7 mph
Outdoor Weather: Partly Cloudy,

Officials

Referee: Vinovich, Bill (52) Umpire: Ferrell, Dan (64) Down Judge: McKinnely, Phil (110)
Line Judge: Perlman, Mark (9) Field Judge: Lucivansky, Jon (89) Side Judge: Cavaletto, Gary (60)
Back Judge: Meyer, Greg (78) Replay Official: Nazzaro, Louis (0)

Lineups

Indianapolis Colts			Jacksonville Jaguars				
Offense		Defense	Offense		Defense		
WR 13	T.Hilton	CB 27	N.Hairston	WR 11	M.Lee	DE 91	Y.Ngakoue
TE 84	J.Doyle	NT 99	A.Woods	LT 74	C.Robinson	NT 95	A.Jones
LT 74	A.Castonzo	DT 95	J.Hankins	LG 64	C.Reed	DT 97	M.Jackson
LG 67	J.Vujnovich	SLB 51	J.Simon	C 65	B.Linder	DE 93	C.Campbell
C 72	M.Person	MIKE 44	A.Morrison	RG 60	A.Cann	WLB 53	B.Brown
RG 73	J.Haeg	WILL 57	J.Bostic	RT 78	J.Parnell	MLB 51	P.Posluszny
RT 71	D.Good	RUSH 93	J.Sheard	TE 89	M.Lewis	SLB 44	M.Jack
TE 85	B.Williams	LCB 42	K.Moore II	WR 84	K.Cole	LCB 20	J.Ramsey
WR 10	D.Moncrief	SS 41	M.Farley	WR 12	D.Westbrook	FS 39	T.Gipson
QB 7	J.Brissett	FS 20	D.Butler	QB 5	B.Bortles	SS 42	B.Church
RB 23	F.Gore	RCB 35	P.Desir	RB 27	L.Fournette	RCB 21	A.Bouye

Substitutions

P 2 R.Sanchez, K 4 A.Vinatieri, WR 17 K.Aiken, RB 25 M.Mack, S 26 C.Geathers, CB 28 C.Milton, CB 31 Q.Wilson, S 32 T.Green, RB 39 J.Ferguson, TE 45 J.Vander Laan, LS 46 L.Rhodes, ILB 50 A.Walker, OLB 52 B.Mingo, ILB 56 J.Grace, OLB 58 T.Basham, ILB 59 J.George, C 61 A.Fabiano, WR 80 C.Rogers, DT 90 G.Stewart, DE 92 M.Hunt, NT 94 J.Mbu

Substitutions

P 3 B.Nortman, K 4 J.Lambo, WR 18 L.Pinkard, CB 22 A.Colvin, CB 23 T.Patmon, RB 24 T.Yeldon, S 25 P.Thompson, S 26 J.Wilson, RB 30 C.Grant, RB 33 C.Ivory, FB 40 T.Bohanon, LS 49 C.Holba, LB 52 D.Payne, LB 55 L.McCray, DE 56 D.Fowler, DE 59 C.Phillips, OL 69 T.Shatley, OL 73 J.Walker, TE 80 J.O'Shaughnessy, TE 83 B.Koyack, WR 85 J.Mickens, DE 94 D.Smoot, DT 99 M.Dareus

Did Not Play

WR 15 K.Brent, QB 16 S.Tolzien, T 62 L.Clark

Did Not Play

QB 7 C.Henne

Not Active

CB 30 R.Melvin, CB 37 D.White, TE 47 D.Daniels, TE 48 R.Travis, T 65 T.Burwell, C 78 R.Kelly, DT 91 H.Ridgeway

Not Active

CB 31 J.Myrick, LB 50 T.Smith, DT 54 E.Ankou, OL 72 J.Wells, OL 75 W.Poehls, OL 77 P.Omameh, WR 88 A.Hurns

Field Goals (made () & missed)

Player	Attempts	Made	Missed	OT	Total
A.Vinatieri	(27)				
J.Lambo	(30) (23) (39)	1	2	3	4
VISITOR: Indianapolis Colts		0	3	7	0
HOME: Jacksonville Jaguars		7	9	11	3

Scoring Plays

Team	Qtr	Time	Play Description (Extra Point) (Drive Info)	Visitor	Home
Jaguars	1	6:18	M.Lee 4 yd. pass from B.Bortles (J.Lambo kick) (11-80, 5:18)	0	7
Jaguars	2	12:43	J.Lambo 30 yd. Field Goal (11-57, 5:14)	0	10
Colts	2	7:02	A.Vinatieri 27 yd. Field Goal (10-69, 5:41)	3	10
Jaguars	2	1:55	K.Cole 8 yd. pass from B.Bortles (pass failed) (12-75, 5:07)	3	16
Jaguars	3	10:34	L.Fournette 5 yd. run (B.Bortles-M.Lewis pass) (8-67, 4:26)	3	24
Colts	3	6:40	T.Hilton 40 yd. pass from J.Brissett (A.Vinatieri kick) (9-75, 3:54)	10	24
Jaguars	3	0:34	J.Lambo 23 yd. Field Goal (11-81, 6:06)	10	27
Jaguars	4	2:53	J.Lambo 39 yd. Field Goal (6-31, 3:10)	10	30

Paid Attendance: 61,207

Time: 3:01

Indianapolis Colts vs Jacksonville Jaguars
12/3/2017 at EverBank Field

Final Individual Statistics

Indianapolis Colts

Jacksonville Jaguars

RUSHING						RUSHING					
	ATT	YDS	AVG	LG	TD		ATT	YDS	AVG	LG	TD
F.Gore	13	61	4.7	16	0	L.Fournette	20	57	2.9	24	1
M.Mack	6	46	7.7	25	0	B.Bortles	3	27	9.0	20	0
J.Brissett	6	36	6.0	12	0	C.Ivory	4	12	3.0	4	0
C.Rogers	1	-2	-2.0	-2	0						
Total	26	141	5.4	25	0	Total	27	96	3.6	24	1

PASSING									PASSING								
	ATT	CMP	YDS	SK/YD	TD	LG	IN	RT		ATT	CMP	YDS	SK/YD	TD	LG	IN	RT
J.Brissett	36	21	174	4/25	1	40	2	56.9	B.Bortles	35	26	309	1/8	2	32	0	119.8
									B.Nortman	1	1	29	0/0	0	29	0	118.8
Total	36	21	174	4/25	1	40	2	56.9	Total	36	27	338	1/8	2	32	0	122.2

PASS RECEIVING							PASS RECEIVING						
	TAR	REC	YDS	AVG	LG	TD		TAR	REC	YDS	AVG	LG	TD
D.Moncrief	8	5	37	7.4	9	0	M.Lee	10	7	86	12.3	22	1
C.Rogers	6	4	35	8.8	15	0	D.Westbrook	9	6	78	13.0	22	0
T.Hilton	6	3	51	17.0	40	1	M.Lewis	5	4	46	11.5	16	0
J.Doyle	5	3	16	5.3	8	0	K.Cole	3	3	49	16.3	32	1
J.Ferguson	3	3	16	5.3	8	0	L.Fournette	4	3	22	7.3	11	0
B.Williams	2	2	11	5.5	8	0	T.Yeldon	2	2	25	12.5	16	0
M.Mack	2	1	8	8.0	8	0	J.O'Shaughnessy	1	1	29	29.0	29	0
K.Aiken	2	0	0	0.0	0	0	C.Ivory	1	1	3	3.0	3	0
Total	34	21	174	8.3	40	1	Total	35	27	338	12.5	32	2

INTERCEPTIONS						INTERCEPTIONS					
	NO	YDS	AVG	LG	TD		NO	YDS	AVG	LG	TD
Total	0	0	0	0	0	J.Ramsey	1	18	18.0	18	0
						T.Gipson	1	7	7.0	7	0
						Total	2	25	12.5	18	0

PUNTING								PUNTING							
	NO	YDS	AVG	NET	TB	IN20	LG		NO	YDS	AVG	NET	TB	IN20	LG
R.Sanchez	4	187	46.8	41.8	1	0	56	B.Nortman	2	76	38.0	38.0	0	2	40
Total	4	187	46.8	41.8	1	0	56	Total	2	76	38.0	38.0	0	2	40

PUNT RETURNS							PUNT RETURNS						
	NO	YDS	AVG	FC	LG	TD		NO	YDS	AVG	FC	LG	TD
C.Rogers	0	0	0.0	1	0	0	J.Mickens	0	0	0.0	2	0	0
[DOWNED]	1	0	0.0	0	0	0	[DOWNED]	1	0	0.0	0	0	0
							[TOUCHBACK]	1	0	0.0	0	0	0
Total	0	0	0.0	1	0	0	Total	0	0	0.0	2	0	0

KICKOFF RETURNS							KICKOFF RETURNS						
	NO	YDS	AVG	FC	LG	TD		NO	YDS	AVG	FC	LG	TD
J.Ferguson	3	52	17.3	0	20	0	C.Grant	2	46	23.0	0	31	0
[TOUCHBACK]	4	0	0.0	0	0	0	[TOUCHBACK]	1	0	0.0	0	0	0
Total	3	52	17.3	0	20	0	Total	2	46	23.0	0	31	0

Indianapolis Colts

FUMBLES	FUM	LOST	OWN-REC	YDS	TD	FORCED	OPP-REC	YDS	TD	OUT-BDS
F.Gore	1	0	1	0	0	0	0	0	0	0
T.Basham	0	0	0	0	0	1	0	0	0	0
Total	1	0	1	0	0	1	0	0	0	0

Jacksonville Jaguars

FUMBLES	FUM	LOST	OWN-REC	YDS	TD	FORCED	OPP-REC	YDS	TD	OUT-BDS
B.Bortles	1	0	1	0	0	0	0	0	0	0
A.Jones	0	0	0	0	0	1	0	0	0	0
Total	1	0	1	0	0	1	0	0	0	0

Indianapolis Colts vs Jacksonville Jaguars
12/3/2017 at EverBank Field

Final Team Statistics

	Visitor Colts	Home Jaguars
TOTAL FIRST DOWNS	17	22
By Rushing	7	5
By Passing	8	16
By Penalty	2	1
THIRD DOWN EFFICIENCY	5-15-33%	9-15-60%
FOURTH DOWN EFFICIENCY	4-4-100%	1-1-100%
TOTAL NET YARDS	290	426
Total Offensive Plays (inc. times thrown passing)	66	64
Average gain per offensive play	4.4	6.7
NET YARDS RUSHING	141	96
Total Rushing Plays	26	27
Average gain per rushing play	5.4	3.6
Tackles for a loss-number and yards	1-2	5-14
NET YARDS PASSING	149	330
Times thrown - yards lost attempting to pass	4-25	1-8
Gross yards passing	174	338
PASS ATTEMPTS-COMPLETIONS-HAD INTERCEPTED	36-21-2	36-27-0
Avg gain per pass play (inc.# thrown passing)	3.7	8.9
KICKOFFS Number-In End Zone-Touchbacks	3-2-1	7-4-4
PUNTS Number and Average	4-46.8	2-38.0
Had Blocked	0	0
FGs - PATs Had Blocked	0-0	0-0
Net Punting Average	41.8	38.0
TOTAL RETURN YARDAGE (Not Including Kickoffs)	0	25
No. and Yards Punt Returns	0-0	0-0
No. and Yards Kickoff Returns	3-52	2-46
No. and Yards Interception Returns	0-0	2-25
PENALTIES Number and Yards	4-31	6-55
FUMBLES Number and Lost	1-0	1-0
TOUCHDOWNS	1	3
Rushing	0	1
Passing	1	2
EXTRA POINTS Made-Attempts	1-1	2-3
Kicking Made-Attempts	1-1	1-1
Passing Made-Attempts	0-0	1-2
FIELD GOALS Made-Attempts	1-1	3-3
RED ZONE EFFICIENCY	0-2-0%	3-5-60%
GOAL TO GO EFFICIENCY	0-0-0%	2-3-67%
SAFETIES	0	0
FINAL SCORE	10	30
TIME OF POSSESSION	26:13	33:47

Indianapolis Colts vs Jacksonville Jaguars
12/3/2017 at EverBank Field

Ball Possession And Drive Chart

Indianapolis Colts

#	Time Recd	Time Lost	Time Poss	How Ball Obtained	Drive Began	# Play	Yds Gain	Yds Pen	Net Yds	1st Down	Last Scrm	How Given Up
1	15:00	11:36	3:24	Kickoff	IND 25	6	19	0	19	1	IND 44	Punt
2	6:18	2:57	3:21	Kickoff	IND 22	6	-3	0	-3	1	IND 19	Punt
3	12:43	7:02	5:41	Kickoff	IND 22	10	54	15	69	3	* JAX 9	Field Goal
4	1:55	0:33	1:22	Kickoff	IND 30	9	47	0	47	3	JAX 23	Interception
5	10:34	6:40	3:54	Kickoff	IND 25	9	75	0	75	3	JAX 40	Touchdown
6	0:34	13:49	1:45	Kickoff	IND 25	3	7	-5	2	0	IND 27	Punt
7	12:03	9:48	2:15	Punt	IND 4	3	12	-6	6	0	IND 10	Punt
8	7:41	6:03	1:38	Punt	IND 14	4	16	15	31	1	IND 45	Interception
9	2:53	0:00	2:53	Kickoff	IND 25	17	63	0	63	5	* JAX 12	End of Game

(192) Average IND 21

Jacksonville Jaguars

#	Time Recd	Time Lost	Time Poss	How Ball Obtained	Drive Began	# Play	Yds Gain	Yds Pen	Net Yds	1st Down	Last Scrm	How Given Up
1	11:36	6:18	5:18	Punt	JAX 20	11	85	-5	80	4	* IND 4	Touchdown
2	2:57	12:43	5:14	Punt	JAX 31	11	67	-10	57	3	* IND 12	Field Goal
3	7:02	1:55	5:07	Kickoff	JAX 25	12	60	15	75	5	* IND 8	Touchdown
4	0:33	0:00	0:33	Interception	JAX 25	1	6	0	6	0	JAX 25	End of Half
5	15:00	10:34	4:26	Kickoff	JAX 33	8	67	0	67	4	* IND 5	Touchdown
6	6:40	0:34	6:06	Kickoff	JAX 14	11	81	0	81	4	* IND 5	Field Goal
7	13:49	12:03	1:46	Punt	JAX 40	4	16	0	16	1	IND 44	Punt
8	9:48	7:41	2:07	Punt	JAX 42	3	13	-5	8	0	50	Punt
9	6:03	2:53	3:10	Interception	JAX 48	6	31	0	31	1	IND 21	Field Goal

(278) Average JAX 31

* inside opponent's 20

Time of Possession by Quarter

	1st	2nd	3rd	4th	OT	Total
Visitor Indianapolis Colts	6:45	7:03	4:28	7:57		26:13
Home Jacksonville Jaguars	8:15	7:57	10:32	7:03		33:47

Kickoff Drive No.-Start Average

Colts: 7 - IND 25 Jaguars: 3 - JAX 24

Play By Play

First Quarter

12/3/2017

JAX wins the coin toss and elects to defer. IND elects to Receive, and JAX elects to defend the north goal.

J.Lambo kicks 65 yards from JAX 35 to end zone, Touchback.

Indianapolis Colts at 15:00

- 1-10-IND 25 (15:00) F.Gore right end to IND 28 for 3 yards (P.Posluszny).
- 2-7-IND 28 (14:23) (Shotgun) J.Brissett pass short left to T.Hilton pushed ob at IND 33 for 5 yards (J.Ramsey).
- 3-2-IND 33 (13:49) (Shotgun) J.Brissett pass short left to D.Moncrief to IND 41 for 8 yards (A.Bouye). P1
- 1-10-IND 41 (13:15) (Shotgun) J.Brissett left end to IND 41 for no gain (P.Posluszny).
- 2-10-IND 41 (12:37) F.Gore up the middle to IND 44 for 3 yards (P.Posluszny).
- 3-7-IND 44 (11:50) (Shotgun) J.Brissett pass incomplete short right to T.Hilton (J.Ramsey).
- 4-7-IND 44 (11:45) R.Sanchez punts 56 yards to end zone, Center-L.Rhodes, Touchback.

Jacksonville Jaguars at 11:36

- 1-10-JAX 20 (11:36) (Shotgun) B.Bortles pass short left to D.Westbrook pushed ob at JAX 28 for 8 yards (P.Desir).
 - 2-2-JAX 28 (11:10) B.Bortles pass deep right to M.Lee pushed ob at JAX 46 for 18 yards (K.Moore II). P1
 - 1-10-JAX 46 (10:39) L.Fournette right end to JAX 45 for -1 yards (T.Green).
 - 2-11-JAX 45 (10:05) (Shotgun) L.Fournette left guard to IND 46 for 9 yards (J.George).
 - 3-2-IND 46 (9:21) (Shotgun) *PENALTY on JAX-M.Lee, False Start, 5 yards, enforced at IND 46 - No Play.*
 - 3-7-JAX 49 (9:10) (Shotgun) B.Bortles pass incomplete short right to M.Lee [M.Farley].
 - 4-7-JAX 49 (9:05) (Punt formation) B.Nortman pass short middle to J.O'Shaughnessy to IND 22 for 29 yards (C.Milton). Fake Punt P2
 - 1-10-IND 22 (8:17) (Shotgun) B.Bortles pass short left to K.Cole to IND 13 for 9 yards (N.Hairston; M.Farley).
 - 2-1-IND 13 (7:36) L.Fournette up the middle to IND 11 for 2 yards (J.Hankins; J.Sheard). R3
 - 1-10-IND 11 (6:59) B.Bortles scrambles right end pushed ob at IND 4 for 7 yards (M.Farley).
 - 2-3-IND 4 (6:26) (Shotgun) B.Bortles pass incomplete short left to D.Westbrook.
 - 3-3-IND 4 (6:23) (Shotgun) **B.Bortles pass short middle to M.Lee for 4 yards, TOUCHDOWN.** P4
- J.Lambo extra point is GOOD, Center-C.Holba, Holder-B.Nortman.

IND 0 JAX 7, 11 plays, 80 yards, 5:18 drive, 8:42 elapsed

J.Lambo kicks 62 yards from JAX 35 to IND 3. J.Ferguson to IND 22 for 19 yards (D.Smoot; L.McCray).

Indianapolis Colts at 6:18, (1st play from scrimmage 6:14)

- 1-10-IND 22 (6:14) F.Gore up the middle to IND 26 for 4 yards (A.Jones).
- 2-6-IND 26 (5:43) F.Gore right guard to IND 31 for 5 yards (T.Gipson).
- 3-1-IND 31 (5:18) (Shotgun) F.Gore up the middle to IND 35 for 4 yards (M.Jack; M.Jackson). R2
- 1-10-IND 35 (4:37) J.Brissett sacked at IND 29 for -6 yards (M.Jackson).
- 2-16-IND 29 (3:51) J.Brissett pass incomplete short middle to J.Doyle.
- 3-16-IND 29 (3:47) (Shotgun) J.Brissett sacked at IND 19 for -10 yards (C.Campbell).
- 4-26-IND 19 (3:04) (Punt formation) R.Sanchez punts 50 yards to JAX 31, Center-L.Rhodes, fair catch by J.Mickens.

Jacksonville Jaguars at 2:57

- 1-10-JAX 31 (2:57) B.Bortles pass deep middle to M.Lee to IND 47 for 22 yards (A.Morrison). JAX-B.Linder was injured during the play. P5
- 1-10-IND 47 (2:25) B.Bortles pass incomplete short middle to M.Lewis.
- 2-10-IND 47 (2:21) (Shotgun) B.Bortles pass short left to L.Fournette to IND 30 for 17 yards (K.Moore II).
PENALTY on JAX-D.Westbrook, Offensive Pass Interference, 10 yards, enforced at IND 47 - No Play.
- 2-20-JAX 43 (1:48) (Shotgun) B.Bortles pass short left to M.Lee to 50 for 7 yards (P.Desir).
- 3-13-50 (1:05) (Shotgun) B.Bortles pass deep left to D.Westbrook pushed ob at IND 28 for 22 yards (D.Butler). P6
- 1-10-IND 28 (:31) B.Bortles pass incomplete short left to M.Lee (P.Desir).
- 2-10-IND 28 (:24) L.Fournette left end pushed ob at IND 21 for 7 yards (M.Hunt).

END OF QUARTER

	Score	Time Poss	First Downs				Efficiencies	
			R	P	X	T	3 Down	4 Down
Indianapolis Colts	0	6:45	1	1	0	2	2/4	0/0
Jacksonville Jaguars	7	8:15	1	5	0	6	2/3	1/1

Second Quarter

12/3/2017

Play By Play

Jacksonville Jaguars continued.

- 3-3-IND 21 (15:00) (Shotgun) B.Bortles pass short right to D.Westbrook pushed ob at IND 15 for 6 yards (P.Desir). IND-P.Desir was injured during the play. P7
- 1-10-IND 15 (14:51) L.Fournette up the middle to IND 13 for 2 yards (M.Hunt).
- 2-8-IND 13 (14:14) (Shotgun) B.Bortles sacked at IND 21 for -8 yards (T.Basham). FUMBLES (T.Basham), and recovers at IND 21. B.Bortles to IND 21 for no gain (J.Simon).
- 3-16-IND 21 (13:30) (Shotgun) B.Bortles pass short right to M.Lewis to IND 12 for 9 yards (J.George).
- 4-7-IND 12 (12:46) **J.Lambo 30 yard field goal is GOOD, Center-C.Holba, Holder-B.Nortman.**

IND 0 JAX 10, 11 plays, 57 yards, 5:14 drive, 2:17 elapsed

J.Lambo kicks 56 yards from JAX 35 to IND 9. J.Ferguson to IND 22 for 13 yards (P.Thompson; J.Wilson).

Indianapolis Colts at 12:43, (1st play from scrimmage 12:37)

- 1-10-IND 22 (12:37) F.Gore up the middle to IND 26 for 4 yards (B.Brown).
- 2-6-IND 26 (12:03) F.Gore up the middle to IND 37 for 11 yards (T.Gipson). R3
- 1-10-IND 37 (11:31) F.Gore right end to IND 38 for 1 yard (A.Jones). FUMBLES (A.Jones), and recovers at IND 39. F.Gore to IND 39 for no gain (A.Jones).
Penalty on JAX-D.Fowler, Unnecessary Roughness, offsetting.
Penalty on IND-B.Williams, Unnecessary Roughness, offsetting.
- 2-8-IND 39 (11:07) C.Rogers right end to IND 37 for -2 yards (P.Posluszny).
- 3-10-IND 37 (10:23) (Shotgun) J.Brissett pass short middle to C.Rogers to IND 42 for 5 yards (M.Jack).
PENALTY on JAX-M.Jack, Face Mask (15 Yards), 15 yards, enforced at IND 42. X4
- 1-10-JAX 43 (10:05) M.Mack right end to JAX 18 for 25 yards (M.Jack; B.Church). R5
- 1-10-JAX 18 (9:22) F.Gore up the middle to JAX 15 for 3 yards (P.Posluszny).
- 2-7-JAX 15 (8:38) F.Gore up the middle to JAX 12 for 3 yards (M.Dareus).
- 3-4-JAX 12 (7:54) (Shotgun) J.Brissett scrambles up the middle to JAX 9 for 3 yards (Y.Ngakoue).
- 4-1-JAX 9 (7:05) **A.Vinatieri 27 yard field goal is GOOD, Center-L.Rhodes, Holder-R.Sanchez.**

IND 3 JAX 10, 10 plays, 69 yards, 1 penalty, 5:41 drive, 7:58 elapsed
--

R.Sanchez kicks 65 yards from IND 35 to end zone, Touchback.

Jacksonville Jaguars at 7:02

- 1-10-JAX 25 (7:02) L.Fournette up the middle to JAX 23 for -2 yards (T.Green).
- 2-12-JAX 23 (6:29) (Shotgun) B.Bortles pass short left to D.Westbrook to JAX 34 for 11 yards (K.Moore II).
- 3-1-JAX 34 (5:46) L.Fournette right end to JAX 38 for 4 yards (T.Green; J.Bostic). R8
- 1-10-JAX 38 (5:10) (Shotgun) B.Bortles pass short left to M.Lewis to JAX 43 for 5 yards (M.Farley).
- 2-5-JAX 43 (4:39) (Shotgun) C.Ivory left end to JAX 47 for 4 yards (M.Farley).
- 3-1-JAX 47 (4:05) (Shotgun) B.Bortles pass short middle to M.Lee to IND 41 for 12 yards (D.Butler). P9
PENALTY on IND-D.Butler, Horse Collar Tackle, 15 yards, enforced at IND 41. X10
- 1-10-IND 26 (3:46) L.Fournette up the middle to IND 24 for 2 yards (J.Simon).
- 2-8-IND 24 (3:05) (Shotgun) B.Bortles pass incomplete short right to L.Fournette.
- 3-8-IND 24 (3:01) (Shotgun) B.Bortles pass short left to T.Yeldon to IND 8 for 16 yards (N.Hairston; Q.Wilson). P11
- 1-8-IND 8 (2:18) B.Bortles pass incomplete short right. Bortles threw the ball away
- 2-8-IND 8 (2:11) (Shotgun) L.Fournette up the middle to IND 8 for no gain (J.Hankins).

Two-Minute Warning

- 3-8-IND 8 (2:00) (Shotgun) **B.Bortles pass short right to K.Cole for 8 yards, TOUCHDOWN.** P12
(Kick formation) TWO-POINT CONVERSION ATTEMPT. B.Nortman pass is incomplete. ATTEMPT FAILS.

IND 3 JAX 16, 12 plays, 75 yards, 1 penalty, 5:07 drive, 13:05 elapsed

J.Lambo kicks 55 yards from JAX 35 to IND 10. J.Ferguson to IND 30 for 20 yards (J.Wilson).

Indianapolis Colts at 1:55, (1st play from scrimmage 1:49)

- 1-10-IND 30 (1:49) J.Brissett pass incomplete short right to D.Moncrief (A.Jones).
- 2-10-IND 30 (1:45) (Shotgun) J.Brissett pass short left to D.Moncrief to IND 37 for 7 yards (A.Bouye).
- 3-3-IND 37 (1:18) (Shotgun) J.Brissett pass short left to D.Moncrief pushed ob at IND 44 for 7 yards (A.Bouye). P6
- 1-10-IND 44 (1:12) (Shotgun) J.Brissett pass incomplete deep right to C.Rogers.
- 2-10-IND 44 (1:07) (Shotgun) J.Brissett pass short right to T.Hilton pushed ob at 50 for 6 yards (J.Ramsey).
- 3-4-50 (1:02) (Shotgun) J.Brissett scrambles up the middle to JAX 40 for 10 yards (A.Bouye). R7
Timeout #1 by IND at 00:55.
- 1-10-JAX 40 (:55) (Shotgun) J.Brissett pass short left to D.Moncrief ran ob at JAX 31 for 9 yards.

Indianapolis Colts vs Jacksonville Jaguars at EverBank Field

2-1-JAX 31 (:50) M.Mack right end pushed ob at JAX 23 for 8 yards (J.Ramsey).

1-10-JAX 23 (:44) (Shotgun) J.Brissett pass deep middle intended for T.Hilton INTERCEPTED by J.Ramsey at JAX 7. J.Ramsey to JAX 25 for 18 yards (J.Haeg).

Jacksonville Jaguars at 0:33

1-10-JAX 25 (:33) (Shotgun) L.Fournette right end to JAX 31 for 6 yards (J.George).

END OF QUARTER

	Score	Time Poss	First Downs				Efficiencies	
			R	P	X	T	3 Down	4 Down
Indianapolis Colts	3	7:03	4	1	1	6	2/4	0/0
Jacksonville Jaguars	16	7:57	1	4	1	6	5/6	0/0

Third Quarter

12/3/2017

Play By Play

JAX elects to Receive, and IND elects to defend the North goal.

R.Sanchez kicks 63 yards from IND 35 to JAX 2. C.Grant to JAX 33 for 31 yards (J.Grace).

Jacksonville Jaguars at 15:00, (1st play from scrimmage 14:52)

1-10-JAX 33	(14:52) (Shotgun) L.Fournette up the middle to JAX 36 for 3 yards (J.Sheard).	
2-7-JAX 36	(14:15) B.Bortles pass short right to D.Westbrook to IND 43 for 21 yards (A.Morrison).	P13
1-10-IND 43	(13:30) B.Bortles pass deep right to M.Lee pushed ob at IND 24 for 19 yards (K.Moore II).	P14
1-10-IND 24	(13:00) B.Bortles pass short left to M.Lee pushed ob at IND 20 for 4 yards (A.Morrison).	
2-6-IND 20	(12:24) (Shotgun) B.Bortles left end to IND 20 for no gain (J.Bostic).	
3-6-IND 20	(11:44) (Shotgun) B.Bortles pass short left to L.Fournette to IND 9 for 11 yards (J.Bostic).	P15
1-9-IND 9	(11:11) (Shotgun) L.Fournette left end pushed ob at IND 5 for 4 yards (J.Bostic).	
2-5-IND 5	(10:38) (Shotgun) L.Fournette up the middle for 5 yards, TOUCHDOWN.	R16
	(Pass formation) TWO-POINT CONVERSION ATTEMPT. B.Bortles pass to M.Lewis is complete. ATTEMPT SUCCEEDS.	

IND 3 JAX 24, 8 plays, 67 yards, 4:26 drive, 4:26 elapsed

J.Lambo kicks 65 yards from JAX 35 to end zone, Touchback.

Indianapolis Colts at 10:34

1-10-IND 25	(10:34) (Shotgun) J.Brissett pass incomplete short left to D.Moncrief.	
	<i>PENALTY on JAX-A.Bouye, Defensive Pass Interference, 9 yards, enforced at IND 25 - No Play.</i>	
	Jacksonville challenged the pass was not tipped ruling, and the play was REVERSED.	
	(Shotgun) J.Brissett pass incomplete short left to D.Moncrief (M.Jackson).	
2-10-IND 25	(10:30) F.Gore up the middle to IND 41 for 16 yards (B.Church).	R9
1-10-IND 41	(10:06) M.Mack left end to IND 46 for 5 yards (B.Brown).	
2-5-IND 46	(9:31) M.Mack up the middle to 50 for 4 yards (C.Campbell).	
3-1-50	(8:48) F.Gore up the middle to JAX 48 for 2 yards (C.Campbell).	R10
1-10-JAX 48	(8:15) J.Brissett sacked at IND 46 for -6 yards (sack split by P.Posluszny and B.Brown).	
	<i>Penalty on IND-B.Williams, Offensive Holding, declined.</i>	
2-16-IND 46	(7:59) M.Mack left end to IND 48 for 2 yards (M.Dareus).	
3-14-IND 48	(7:15) (Shotgun) J.Brissett scrambles right end to JAX 40 for 12 yards (Y.Ngakoue).	
4-2-JAX 40	(6:49) (Shotgun) J.Brissett pass short middle to T.Hilton for 40 yards, TOUCHDOWN [C.Campbell].	P11
	<i>Penalty on JAX-A.Colvin, Defensive Holding, declined.</i>	
	A.Vinatieri extra point is GOOD, Center-L.Rhodes, Holder-R.Sanchez.	

IND 10 JAX 24, 9 plays, 75 yards, 3:54 drive, 8:20 elapsed

R.Sanchez kicks 66 yards from IND 35 to JAX -1. C.Grant to JAX 14 for 15 yards (J.Vander Laan).

Jacksonville Jaguars at 6:40, (1st play from scrimmage 6:36)

1-10-JAX 14	(6:36) (Shotgun) <i>PENALTY on IND, Defensive 12 On-field, 5 yards, enforced at JAX 14 - No Play.</i>	
1-5-JAX 19	(6:36) (Shotgun) B.Bortles pass short left to L.Fournette ran ob at JAX 26 for 7 yards (A.Morrison).	P17
1-10-JAX 26	(6:09) (Shotgun) L.Fournette left end to JAX 24 for -2 yards (J.Bostic).	
2-12-JAX 24	(5:29) (Shotgun) B.Bortles pass short left to L.Fournette pushed ob at JAX 28 for 4 yards (Q.Wilson).	
3-8-JAX 28	(5:01) (Shotgun) <i>PENALTY on JAX-C.Robinson, False Start, 5 yards, enforced at JAX 28 - No Play.</i>	
3-13-JAX 23	(4:50) (Shotgun) B.Bortles pass short middle to M.Lewis to JAX 39 for 16 yards (M.Hunt; K.Moore II).	P18
	Timeout #1 by IND at 04:11.	
1-10-JAX 39	(4:11) L.Fournette up the middle to JAX 40 for 1 yard (C.Geathers).	
2-9-JAX 40	(3:33) (Shotgun) B.Bortles scrambles left end to IND 40 for 20 yards (M.Farley).	R19
1-10-IND 40	(2:59) (Shotgun) B.Bortles pass deep left to K.Cole pushed ob at IND 8 for 32 yards (D.Butler).	P20
1-8-IND 8	(2:28) (Shotgun) C.Ivory up the middle to IND 5 for 3 yards (M.Farley).	
2-5-IND 5	(1:50) (Shotgun) L.Fournette up the middle to IND 8 for -3 yards (A.Morrison; J.Simon).	
3-8-IND 8	(1:13) (Shotgun) B.Bortles pass short middle to C.Ivory to IND 5 for 3 yards (N.Hairston).	
4-5-IND 5	(:37) J.Lambo 23 yard field goal is GOOD, Center-C.Holba, Holder-B.Nortman.	

IND 10 JAX 27, 11 plays, 81 yards, 1 penalty, 6:06 drive, 14:26 elapsed

J.Lambo kicks 65 yards from JAX 35 to end zone, Touchback.

Indianapolis Colts at 0:34

1-10-IND 25	(:34) J.Brissett pass short right to J.Doyle to IND 30 for 5 yards (P.Posluszny).	
-------------	---	--

Indianapolis Colts vs Jacksonville Jaguars at EverBank Field

END OF QUARTER

	Time	First Downs				Efficiencies		
Score	Poss	R	P	X	T	3 Down	4 Down	
Indianapolis Colts	10	4:28	2	1	0	3	1/2	1/1
Jacksonville Jaguars	27	10:32	2	6	0	8	2/3	0/0

Fourth Quarter

12/3/2017

Play By Play

Indianapolis Colts continued.

- 2-5-IND 30 (15:00) (Shotgun) J.Brissett pass short right to C.Rogers to IND 28 for -2 yards (M.Dareus).
PENALTY on IND-M.Person, Ineligible Downfield Pass, 5 yards, enforced at IND 30 - No Play.
- 2-10-IND 25 (14:45) M.Mack right end to IND 27 for 2 yards (C.Campbell).
- 3-8-IND 27 (14:06) (Shotgun) J.Brissett pass incomplete deep left to D.Moncrief.
- 4-8-IND 27 (13:59) (Punt formation) R.Sanchez punts 33 yards to JAX 40, Center-L.Rhodes, downed by IND-J.Vander Laan.

Jacksonville Jaguars at 13:49

- 1-10-JAX 40 (13:49) B.Bortles pass short middle to M.Lewis to IND 44 for 16 yards (M.Farley; T.Green). P21
- 1-10-IND 44 (13:00) L.Fournette right end to IND 44 for no gain (C.Geathers).
- 2-10-IND 44 (12:23) (Shotgun) B.Bortles pass incomplete short left to D.Westbrook.
- 3-10-IND 44 (12:18) (Shotgun) B.Bortles pass incomplete short middle to D.Westbrook.
- 4-10-IND 44 (12:14) (Punt formation) B.Nortman punts 40 yards to IND 4, Center-C.Holba, downed by JAX-T.Bohanon.

Indianapolis Colts at 12:03

- 1-10-IND 4 (12:03) F.Gore up the middle to IND 5 for 1 yard (T.Gipson; P.Posluszny).
- 2-9-IND 5 (11:22) (Shotgun) J.Brissett scrambles right end to IND 13 for 8 yards (P.Posluszny).
- 3-1-IND 13 (10:42) M.Mack up the middle to IND 14 for 1 yard (A.Bouye).
PENALTY on IND-C.Rogers, Offensive Holding, 6 yards, enforced at IND 13 - No Play.
- 3-7-IND 7 (10:30) (Shotgun) J.Brissett scrambles right end pushed ob at IND 10 for 3 yards (M.Dareus).
- 4-4-IND 10 (9:56) (Punt formation) R.Sanchez punts 48 yards to JAX 42, Center-L.Rhodes, fair catch by J.Mickens.

Jacksonville Jaguars at 9:48

- 1-10-JAX 42 (9:48) L.Fournette right end pushed ob at JAX 36 for -6 yards (B.Mingo).
- 2-16-JAX 36 (9:06) (Shotgun) *PENALTY on JAX-B.Bortles, Delay of Game, 5 yards, enforced at JAX 36 - No Play.*
- 2-21-JAX 31 (8:54) (Shotgun) B.Bortles pass short right to D.Westbrook to JAX 41 for 10 yards (A.Morrison).
- 3-11-JAX 41 (8:18) (Shotgun) B.Bortles pass short left to T.Yeldon to 50 for 9 yards (N.Hairston; J.Bostic).
- 4-2-50 (7:48) (Punt formation) B.Nortman punts 36 yards to IND 14, Center-C.Holba, fair catch by C.Rogers.

Indianapolis Colts at 7:41

- 1-10-IND 14 (7:41) J.Brissett pass incomplete short middle to M.Mack [C.Campbell].
- 2-10-IND 14 (7:35) (Shotgun) J.Brissett pass short left to M.Mack to IND 22 for 8 yards (P.Posluszny; T.Gipson).
- 3-2-IND 22 (7:01) (Shotgun) J.Brissett sacked at IND 14 for -8 yards (M.Jack).
PENALTY on JAX-Y.Ngakoue, Unnecessary Roughness, 15 yards, enforced at IND 22 - No Play. X12
- 1-10-IND 37 (6:42) (Shotgun) J.Brissett pass short right to B.Williams to IND 45 for 8 yards (J.Ramsey; P.Posluszny).
- 2-2-IND 45 (6:11) (Shotgun) J.Brissett pass short middle intended for C.Rogers INTERCEPTED by T.Gipson at JAX 41. T.Gipson to JAX 48 for 7 yards (T.Hilton).

Jacksonville Jaguars at 6:03

- 1-10-JAX 48 (6:03) L.Fournette up the middle to 50 for 2 yards (T.Green).
- 2-8-50 (5:19) L.Fournette left end to IND 26 for 24 yards (Q.Wilson). R22
- 1-10-IND 26 (4:34) C.Ivory up the middle to IND 22 for 4 yards (K.Moore II).
- 2-6-IND 22 (3:52) C.Ivory left end to IND 21 for 1 yard (Q.Wilson).
- 3-5-IND 21 (3:06) (Shotgun) B.Bortles pass incomplete deep left to M.Lee.
- 4-5-IND 21 (2:57) (Field Goal formation) **J.Lambo 39 yard field goal is GOOD, Center-C.Holba, Holder-B.Nortman.**

IND 10 JAX 30, 6 plays, 31 yards, 3:10 drive, 12:07 elapsed
--

J.Lambo kicks 65 yards from JAX 35 to end zone, Touchback.

Indianapolis Colts at 2:53

- 1-10-IND 25 (2:53) (Shotgun) J.Brissett pass short left to J.Ferguson to IND 33 for 8 yards (P.Posluszny).
- 2-2-IND 33 (2:27) (No Huddle, Shotgun) J.Brissett pass short left to J.Ferguson to IND 33 for no gain (A.Bouye).

Two-Minute Warning

- 3-2-IND 33 (2:00) (Shotgun) J.Brissett pass incomplete short left to T.Hilton.
- 4-2-IND 33 (1:56) (Shotgun) J.Brissett pass short right to C.Rogers ran ob at IND 36 for 3 yards [Y.Ngakoue]. P13
- 1-10-IND 36 (1:48) (Shotgun) J.Brissett pass short left to C.Rogers pushed ob at JAX 49 for 15 yards (A.Bouye). P14
- 1-10-JAX 49 (1:41) (Shotgun) J.Brissett pass incomplete short middle to K.Aiken.
- 2-10-JAX 49 (1:35) (Shotgun) J.Brissett pass short left to J.Ferguson to JAX 41 for 8 yards (M.Jack).

Indianapolis Colts vs Jacksonville Jaguars at EverBank Field

3-2-JAX 41 (1:09) (No Huddle, Shotgun) J.Brissett pass incomplete short right to J.Doyle.

4-2-JAX 41 (1:05) (Shotgun) J.Brissett pass short left to D.Moncrief pushed ob at JAX 35 for 6 yards (A.Bouye). P15

1-10-JAX 35 (1:01) (Shotgun) J.Brissett pass short right to J.Doyle to JAX 32 for 3 yards (A.Colvin).
Timeout #2 by IND at 00:53.

2-7-JAX 32 (:53) (Shotgun) J.Brissett sacked ob at JAX 35 for -3 yards (P.Posluszny).

3-10-JAX 35 (:45) (Shotgun) J.Brissett pass short right to B.Williams to JAX 32 for 3 yards (P.Posluszny).
Timeout #3 by IND at 00:37.

4-7-JAX 32 (:37) (Shotgun) J.Brissett pass short left to J.Doyle to JAX 24 for 8 yards (B.Church). P16

1-10-JAX 24 (:22) J.Brissett spiked the ball to stop the clock.

2-10-JAX 24 (:21) (Shotgun) J.Brissett pass short right to C.Rogers to JAX 12 for 12 yards (J.Ramsey). P17

1-10-JAX 12 (:05) J.Brissett spiked the ball to stop the clock.

2-10-JAX 12 (:03) (Shotgun) J.Brissett pass incomplete short middle to K.Aiken [D.Smoot].

END OF QUARTER

	Score	Time Poss	First Downs				Efficiencies	
			R	P	X	T	3 Down	4 Down
Indianapolis Colts	10	7:57	0	5	1	6	0/5	3/3
Jacksonville Jaguars	30	7:03	1	1	0	2	0/3	0/0

Miscellaneous Statistics Report

Indianapolis Colts vs Jacksonville Jaguars
12/3/2017 at EverBank Field

Ten Longest Plays for Indianapolis Colts

Yards	Qtr	Play Start	Play Description
40	3	4-2-JAX 40	(6:49) (Shotgun) J.Brissett pass short middle to T.Hilton for 40 yards, TOUCHDOWN [C.Campbell]. Penalty on JAX-A.Colvin, Defensive Holding, declined.
25	2	1-10-JAX 43	(10:05) M.Mack right end to JAX 18 for 25 yards (M.Jack; B.Church).
20	2	3-10-IND 37	(10:23) (Shotgun) J.Brissett pass short middle to C.Rogers to IND 42 for 5 yards (M.Jack). PENALTY on JAX-M.Jack, Face Mask (15 Yards), 15 yards, enforced at IND 42.
16	3	2-10-IND 25	(10:30) F.Gore up the middle to IND 41 for 16 yards (B.Church).
15	4	1-10-IND 36	(1:48) (Shotgun) J.Brissett pass short left to C.Rogers pushed ob at JAX 49 for 15 yards (A.Bouye).
12	3	3-14-IND 48	(7:15) (Shotgun) J.Brissett scrambles right end to JAX 40 for 12 yards (Y.Ngakoue).
12	4	2-10-JAX 24	(:21) (Shotgun) J.Brissett pass short right to C.Rogers to JAX 12 for 12 yards (J.Ramsey).
11	2	2-6-IND 26	(12:03) F.Gore up the middle to IND 37 for 11 yards (T.Gipson).
10	2	3-4-50	(1:02) (Shotgun) J.Brissett scrambles up the middle to JAX 40 for 10 yards (A.Bouye).
9	2	1-10-JAX 40	(:55) (Shotgun) J.Brissett pass short left to D.Moncrief ran ob at JAX 31 for 9 yards.

Ten Longest Plays for Jacksonville Jaguars

Yards	Qtr	Play Start	Play Description
32	3	1-10-IND 40	(2:59) (Shotgun) B.Bortles pass deep left to K.Cole pushed ob at IND 8 for 32 yards (D.Butler).
29	1	4-7-JAX 49	(9:05) (Punt formation) B.Nortman pass short middle to J.O'Shaughnessy to IND 22 for 29 yards (C.Milton). Fake Punt
27	2	3-1-JAX 47	(4:05) (Shotgun) B.Bortles pass short middle to M.Lee to IND 41 for 12 yards (D.Butler).
24	4	2-8-50	(5:19) L.Fournette left end to IND 26 for 24 yards (Q.Wilson).
22	1	1-10-JAX 31	(2:57) B.Bortles pass deep middle to M.Lee to IND 47 for 22 yards (A.Morrison). JAX-B.Linder was injured during the play.
22	1	3-13-50	(1:05) (Shotgun) B.Bortles pass deep left to D.Westbrook pushed ob at IND 28 for 22 yards (D.Butler).
21	3	2-7-JAX 36	(14:15) B.Bortles pass short right to D.Westbrook to IND 43 for 21 yards (A.Morrison).
20	3	2-9-JAX 40	(3:33) (Shotgun) B.Bortles scrambles left end to IND 40 for 20 yards (M.Farley).
19	3	1-10-IND 43	(13:30) B.Bortles pass deep right to M.Lee pushed ob at IND 24 for 19 yards (K.Moore II).
18	1	2-2-JAX 28	(11:10) B.Bortles pass deep right to M.Lee pushed ob at JAX 46 for 18 yards (K.Moore II).

Touchdown Scoring Information

		Offense	Defense	Special Teams
VISITOR	Indianapolis Colts	1	0	0
HOME	Jacksonville Jaguars	3	0	0

Player Scoring Information

Club	Player	TD	Rush TD	Rec TD	KO TD	Punt TD	Int TD	Fum TD	Misc TD	FG	XP	2Pt Rush	2Pt Rec	Sfty	Points
IND	T.Hilton	0	0	1	0	0	0	0	0	0	0	0	0	0	6
IND	A.Vinatieri	0	0	0	0	0	0	0	0	1	1	0	0	0	4
JAX	J.Lambo	0	0	0	0	0	0	0	0	3	1	0	0	0	10
JAX	L.Fournette	0	1	0	0	0	0	0	0	0	0	0	0	0	6
JAX	M.Lee	0	0	1	0	0	0	0	0	0	0	0	0	0	6
JAX	K.Cole	0	0	1	0	0	0	0	0	0	0	0	0	0	6
JAX	M.Lewis	0	0	0	0	0	0	0	0	0	0	0	1	0	2

Possession Detail

	First Half		Second Half		Game	
	Visitor	Home	Visitor	Home	Visitor	Home
Largest Lead	0	13	0	21	0	21
Drives Leading	0	3	0	5	0	8
Time of Possession Leading	0:00	10:54	0:00	17:35	0:00	28:29
Largest Deficit	-13	0	-21	0	-21	0
Drives Trailing	3	0	5	0	8	0
Time of Possession Trailing	10:24	0:00	12:25	0:00	22:49	0:00
Times Score Tied Up		0		0		0
Lead Changes		1		0		1

Playtime Percentage

Percent of playtime per player on offense, defense and special teams

Indianapolis Colts					Jacksonville Jaguars				
		Offense	Defense	Special Teams			Offense	Defense	Special Teams
D Good	T	69 100%		2 8%	J Parnell	T	66 100%		5 21%
J Vujnovich	G	69 100%		2 8%	C Reed	G	66 100%		5 21%
J Brissett	QB	69 100%			A Cann	G	66 100%		5 21%
A Castonzo	T	69 100%			B Bortles	QB	66 100%		
T Hilton	WR	67 97%			B Linder	C	64 97%		5 21%
J Haeg	G	66 96%		2 8%	C Robinson	T	62 94%		3 12%
M Person	C	66 96%			M Lee	WR	58 88%		
J Doyle	TE	64 93%		2 8%	M Lewis	TE	56 85%		5 21%
C Rogers	WR	54 78%		3 12%	D Westbrook	WR	54 82%		
D Moncrief	WR	50 72%			L Fournette	RB	52 79%		
M Mack	RB	30 43%			K Cole	WR	49 74%		
F Gore	RB	22 32%		1 4%	B Koyack	TE	30 45%		
K Aiken	WR	21 30%		10 42%	C Ivory	RB	9 14%		
B Williams	TE	17 25%		13 54%	T Bohanon	FB	8 12%		5 21%
J Ferguson	RB	16 23%		11 46%	T Yeldon	RB	6 9%		
K Brent	WR	4 6%			J O'Shaughnessy	TE	4 6%		16 67%
L Clark	G	3 4%		2 8%	L Pinkard	WR	4 6%		16 67%
A Fabiano	C	3 4%		2 8%	J Walker	G	4 6%		2 8%
M Farley	SS		66 100%	6 25%	T Shatley	C	2 3%		5 21%
J Bostic	LB		66 100%		B Church	SS		69 100%	7 29%
K Moore	CB		62 94%	9 38%	T Gipson	FS		69 100%	3 12%
J Hankins	DT		54 82%	5 21%	A Bouye	CB		69 100%	3 12%
A Morrison	LB		51 77%	12 50%	M Jack	LB		69 100%	3 12%
Q Wilson	CB		47 71%	7 29%	J Ramsey	CB		69 100%	2 8%
J Sheard	LB		45 68%		P Posluszny	LB		68 99%	3 12%
A Woods	NT		42 64%	5 21%	Y Ngakoue	DE		59 86%	3 12%
J Simon	LB		40 61%	6 25%	C Campbell	DE		56 81%	8 33%
D Butler	FS		39 59%	5 21%	A Colvin	CB		56 81%	6 25%
N Hairston	CB		39 59%	4 17%	M Jackson	DT		53 77%	
M Hunt	DE		38 58%	8 33%	M Dareus	DT		30 43%	3 12%
G Stewart	NT		21 32%	10 42%	D Fowler	DE		29 42%	
T Basham	LB		20 30%	15 62%	A Jones	NT		26 38%	3 12%
T Green	SS		20 30%	7 29%	D Smoot	DE		20 29%	13 54%
P Desir	CB		18 27%		B Brown	LB		11 16%	6 25%
B Mingo	LB		17 26%	20 83%	L McCray	LB		3 4%	16 67%
C Geathers	FS		16 24%	3 12%	T Patmon	CB		2 3%	3 12%
J Mbu	DT		16 24%	1 4%	J Wilson	SS		1 1%	16 67%
J George	LB		9 14%	14 58%	P Thompson	FS			16 67%
C Milton	CB			22 92%	D Payne	LB			16 67%
J Vander Laan	TE			14 58%	J Mickens	WR			14 58%
A Walker	LB			14 58%	C Phillips	DE			13 54%
J Grace	LB			10 42%	J Lambo	K			12 50%
R Sanchez	P			9 38%	C Holba	LS			8 33%
L Rhodes	LS			6 25%	B Nortman	P			8 33%
A Vinatieri	K			2 8%					



TEAM GAME-BY-GAME STATISTICS
REGULAR SEASON WEEK 14 VS. SEATTLE SEAHAWKS

JACKSONVILLE JAGUARS 1995 OFFENSE GAME-BY-GAME

Wk.	Date	Opp	FIRST DOWNS			TOT. OFFENSE			RUSHING			PASSING			PUNTS			FUM.			Tot. TD	Rn	Ps	Rt	Sfty	PAT	2PT	FGs	T.O.P.		
			Tot	Run	Pass	Pen	3 RD	DOWN	Yards	Plays	Avg.	Yards	Att.	Avg.	Gross	Att./Cmp./Int.	Avg.	Yards	Lost	Phs.											
1	9/3	vs HOU	[L]	10	6	4	0	2/12	146	52	2.8	101	22	4.6	45	4-24	69	26/10/1	8-43.1	6-30	2-1	3	0	0	0	0	0/0	-	1/2	24:16	
2	9/10	at CIN	[L]	14	5	8	1	7/17	259	66	3.9	119	29	4.1	140	7-39	179	30/12/1	6-41.5	7-59	1-1	17	2	1	1	0	2/2	-	1/1	29:58	
3	9/17	at NYJ	[L]	20	11	6	3	7/17	251	74	3.4	146	35	4.2	105	6-33	138	33/15/1	6-46.5	8-44	3-2	10	1	0	1	0	1/1	-	1/1	27:48	
4	9/24	vs GB	[L]	13	2	10	1	5/15	201	57	3.5	76	23	3.3	125	5-31	156	29/16/0	8-45.4	8-52	0-0	14	2	0	2	0	2/2	-	0/0	26/09	
5	10/1	at HOU	[W]	16	5	7	4	1/8	219	50	4.4	68	20	3.4	151	3-23	174	27/15/1	5-46.2	7-58	2-2	17	2	1	1	0	2/2	-	1/1	25/52	
6	10/8	vs PIT	[W]	17	6	10	1	3/14	267	63	4.2	96	29	3.3	171	4-18	189	30/17/0	8-48.5	5-86	1-0	20	2	1	1	0	2/2	-	2/2	32/06	
7	10/15	vs CHI	[L]	26	7	16	3	6/13	409	72	5.7	121	23	5.3	288	1-14	302	48/30/1	1-55.0	8-51	0-0	27	3	0	3	0	3/3	-	2/4	31:10	
8	10/22	at CLE	[W]	24	12	9	3	12/17	315	74	4.3	159	45	3.5	156	1-8	164	28/16/1	3-37.0	10-64	2-1	23	3	1	1	1	2/3	-	1/1	32:24	
9	10/29	at PIT	[L]	14	4	9	1	2/14	229	60	3.8	84	20	4.2	145	7-44	189	33/18/0	9-41.0	8-67	2-1	7	1	0	1	0	1/1	-	0/0	28:36	
11	11/12	vs SEA	[L]	19	10	6	3	2/7	266	51	5.2	161	28	5.8	105	3-16	121	20/13/1	3-46.3	9-75	2-1	30	3	2	1	0	3/3	-	3/3	25:57	
12	11/19	at TB	[L]	19	6	12	1	5/13	350	59	5.9	87	23	3.8	263	3-10	273	33/24/1	6-41.8	6-42	1-0	16	2	1	1	0	1/1	-	2/4	30:26	
13	11/26	vs CIN	[L]	18	4	13	1	4/12	295	58	5.1	78	20	3.9	217	4-28	245	34/18/1	4-46.0	8-104	4-1	13	1	0	1	0	1/1	-	0/1	1/1	31:00
14	12/3	at DEN	[L]	13	2	11	0	3/12	260	52	5.0	69	21	3.3	191	3-7	198	28/15/1	5-43.2	10-67	1-1	23	3	0	1	2	2/2	0/1	1/1	28:43	
15	12/10	vs IND	[L]	27	7	16	4	7/13	424	66	6.4	126	25	5.0	298	2-14	312	39/26/1	2-42.5	6-55	1-1	31	4	1	3	0	4/4	-	1/2	31:18	
16	12/17	at DET	[L]	15	7	6	2	5/11	235	51	4.6	109	20	5.5	126	3-34	160	28/13/4	3-45.3	8-67	1-1	0	0	0	0	0	0/0	-	0/1	23:59	
17	12/24	vs CLE	[W]	18	6	11	1	3/10	373	57	6.5	105	27	3.9	268	1-7	275	29/17/0	5-38.0	7-49	0-0	24	2	1	1	0	1/1	1/1	3/3	28:08	
Totals	4-12	283	100	154	29	74/205	4,495	962	4.7	1,705	410	4.2	2,790	57-354	3,144	495/275/15	82-43.8	121-970	23-13	275	31	9	19	3	0	27/28	1/3	20/27	28:37		

JACKSONVILLE JAGUARS 1995 DEFENSE GAME-BY-GAME

Wk.	Date	Opp	FIRST DOWNS			TOT. OFFENSE			RUSHING			PASSING			PUNTS			FUM.			Tot. TD	Rn	Ps	Rt	Sfty	PAT	2PT	FGs	T.O.P.	
			Tot	Run	Pass	Pen	3 RD	DOWN	Yards	Plays	Avg.	Yards	Att.	Avg.	Gross	Att./Cmp./Int.	Avg.	Yards	Lost	Phs.										
1	9/3	vs HOU	[L]	14	8	6	0	6/16	240	64	3.8	160	41	3.9	80	0-0	80	23/13/0	9-44.4	10-69	3-1	10	1	0	1	0	1/1	-	1/1	35:44
2	9/10	at CIN	[L]	17	5	11	1	6/14	346	63	5.5	118	30	3.9	228	3-19	247	30/20/0	4-40.3	6-49	2-2	24	3	1	2	0	3/3	-	1/2	30:02
3	9/17	at NYJ	[L]	23	3	18	2	7/15	375	69	5.4	79	26	3.0	296	0-0	296	43/27/1	5-39.0	5-46	0-0	27	3	0	3	0	3/3	-	2/2	32:12
4	9/24	vs GB	[L]	16	5	10	1	9/16	322	61	5.3	129	29	4.4	193	2-9	202	30/20/1	4-49.0	9-70	2-0	24	3	1	2	0	3/3	-	1/2	33:51
5	10/1	at HOU	[W]	19	9	9	1	11/19	297	77	3.9	91	28	3.3	206	2-19	225	47/27/1	4-44.8	7-70	3-2	16	1	0	1	0	1/1	-	3/4	34:08
6	10/8	vs PIT	[W]	16	4	9	3	3/13	350	58	6.0	68	23	3.0	282	0-0	282	35/19/0	5-42.0	5-35	3-1	16	1	0	1	0	1/1	-	3/3	27:54
7	10/15	vs CHI	[L]	23	9	13	1	8/14	380	62	6.1	135	33	4.1	245	0-0	245	29/17/0	1-29.0	4-46	0-0	30	3	0	3	0	3/3	-	3/3	28:50
8	10/22	at CLE	[W]	20	3	14	3	6/12	387	59	6.6	89	24	3.7	298	1-1	299	34/20/2	2-40.5	6-66	2-2	15	1	0	1	0	0/0	0/1	3/3	27:36
9	10/29	at PIT	[L]	20	9	9	2	3/10	316	58	5.4	138	33	4.2	178	0-0	178	25/17/0	6-37.2	6-59	2-1	24	3	1	2	0	3/3	-	1/1	31:24
11	11/12	vs SEA	[L]	26	12	12	2	8/14	481	73	6.6	246	40	6.2	235	2-9	244	31/18/1	3-48.0	10-129	1-0	47	6	4	2	0	6/6	-	1/1	34:05
12	11/19	at TB	[L]	17	11	5	1	2/9	246	54	4.6	145	33	4.4	101	1-2	103	20/9/0	6-45.8	2-20	0-0	17	2	2	0	0	2/2	-	1/1	29:00
13	11/26	vs CIN	[L]	21	7	12	2	6/13	323	66	4.9	113	27	4.2	210	0-0	210	39/19/3	4-42.8	14-98	0-0	17	2	1	1	0	2/2	-	1/1	29:34
14	12/3	at DEN	[L]	20	7	13	0	8/13	397	67	5.9	111	33	3.4	286	0-0	286	34/22/1	3-29.0	2-10	2-2	31	4	0	4	0	4/4	-	1/1	31:17
15	12/10	vs IND	[L]	15	9	6	0	8/13	219	52	4.2	91	35	2.6	128	1-1	129	16/9/0	2-43.0	6-72	0-0	41	5	2	2	1	5/5	-	2/2	28:42
16	12/17	at DET	[L]	28	11	13	4	7/14	386	71	5.4	156	41	3.8	230	2-3	233	28/19/0	1-28.0	3-51	1-1	44	5	3	2	0	5/5	-	3/3	36:01
17	12/24	vs CLE	[W]	26	9	17	0	9/17	450	76	5.9	134	28	4.8	316	3-9	325	45/28/3	2-50.5	7-70	1-1	21	3	2	1	0	3/3	-	0/1	31:52
Totals	4-12	320	121	177	22	107/222	5,515	1,050	5.4	2,003	504	4.0	3,512	17-72	3,584	509/304/13	61-42.0	102-958	22-11	404	46	17	28	1	0	45/45	0/1	27/31	31:23	

JACKSONVILLE JAGUARS 1996 OFFENSE GAME-BY-GAME

Wk.	Date	Opp	FIRST DOWNS			3 RD	TOT. OFFENSE			RUSHING			PASSING			PUNTS			FUM.			Tot.	T.O.P.											
			Run	Pass	Pen		Yards	Plays	Avg.	Yards	Att.	Avg.	Sacks	Gross	Att./	Cmp./	Int.	Avg.	Yards	Lost	Pts.			TD	Rn	Ps	Rt	Sfty	PAT	2PT	Fgs			
1	9/ 1	vs PIT	[W]	22	7	12	3	10/16	313	71	4.4	119	36	3.3	194	4-18	212	31/	20/	2	5-41.4	4-35	1-0	24	3	1	2	0	0	3/3	-	1/3	35:06	
2	9/ 8	vs HOU	[L]	26	7	18	1	1/6	370	61	6.1	72	21	3.4	298	2-4	302	38/	27/	2	1-48.0	6-55	2-1	27	3	1	2	0	0	3/3	-	2/3	31:15	
3	9/15	at OAK	[L]	14	2	9	3	2/13	270	61	4.4	69	21	3.3	201	3-16	217	37/	18/	2	7-36.6	8-58	1-0	3	0	0	0	0	0/0	-	1/1	31:41		
4	9/22	at NE ot	[L]	12	1	11	0	5/14	442	52	8.5	29	11	2.6	413	2-19	432	39/	23/	1	5-40.6	17-148	2-1	25	3	0	3	0	0	2/2	1/1	1/2	24:58	
5	9/29	vs CAR	[W]	22	10	11	1	8/14	378	68	5.6	179	38	4.7	199	3-15	214	27/	15/	1	6-51.7	13-118	2-1	24	3	2	1	0	0	3/3	-	1/1	34:59	
6	10/ 6	at NO	[L]	22	7	12	3	6/15	382	70	5.5	141	34	4.1	241	1-9	250	35/	28/	0	3-41.0	10-99	3-2	13	1	0	1	0	0	1/1	-	2/3	37:19	
7	10/13	vs NYJ	[W]	10	2	7	1	5/14	289	51	5.7	72	23	3.1	217	5-31	248	23/	14/	0	7-39.3	15-123	2-0	21	2	0	2	0	0	1/1	1/1	2/2	26:57	
8	10/20	at STL	[L]	36	10	24	2	11/14	538	87	6.2	118	33	3.5	420	2-1	421	52/	37/	5	0-0.0	3-15	2-1	14	2	2	0	0	0	2/2	-	0/0	41:34	
9	10/27	at CIN	[L]	19	8	10	1	5/13	338	63	5.4	149	28	5.3	189	4-26	215	31/	18/	2	7-43.6	8-48	2-0	21	3	1	2	0	0	3/3	-	0/0	28:24	
11	11/10	vs BAL	[W]	22	3	17	2	4/12	418	63	6.6	86	20	4.3	332	6-22	354	37/	24/	1	4-49.3	8-65	1-1	30	3	2	1	0	0	1/1	1/2	3/3	26:27	
12	11/17	at PIT	[L]	20	2	14	4	3/12	239	71	3.4	78	18	4.3	161	6-54	215	47/	28/	2	8-43.4	12-84	5-2	3	0	0	0	0	0/0	-	1/1	33:21		
13	11/24	at BAL ot	[W]	23	5	16	2	9/16	374	75	5.0	82	27	3.0	292	2-14	306	46/	28/	2	4-50.8	13-80	1-0	28	3	1	2	0	0	2/2	1/1	2/3	35:25	
14	12/ 1	vs CIN	[W]	19	3	16	0	3/11	422	58	7.3	66	23	2.9	356	1-0	356	34/	21/	0	3-51.7	5-44	1-0	30	2	0	1	1	0	1/1	1/1	5/5	27:22	
15	12/ 8	at HOU	[W]	19	8	8	3	6/14	279	63	4.4	114	35	3.3	165	3-7	172	25/	15/	0	3-47.3	2-10	1-1	23	2	2	0	0	0	2/2	-	3/4	30:44	
16	12/15	vs SEA	[W]	18	7	10	1	5/12	351	60	5.9	133	31	4.3	218	3-13	231	26/	19/	0	3-36.7	2-21	2-0	20	2	0	2	0	0	2/2	-	2/3	30:35	
17	12/22	vs ATL	[W]	21	8	13	0	4/11	357	64	5.6	143	32	4.5	214	3-8	222	29/	18/	0	3-45.0	1-3	0-0	19	1	1	0	0	0	1/1	-	4/4	30:43	
Totals	9-7	325	90	208	27	87/208	5,760	1,038	5.5	1,650	431	3.8	4,110	50-257	4,367	557/	353/	20	69-43.7	127-1006	29-10	325	33	13	19	1	0	27/27	5/6	30/36	31-18			
WC 12/28	at BUF	[W]	18	5	13	0	7/17	409	70	5.8	184	35	5.3	225	2-14	239	33/	18/	2	5-50.6	6-42	0-0	30	3	1	1	1	0	3/3	-	3/4	33:06		
DIV 1/ 4	at DEN	[W]	22	9	11	2	8/15	443	67	6.6	203	36	5.6	240	2-5	245	29/	18/	0	3-39.7	3-18	0-0	30	3	1	2	0	0	3/3	-	3/3	32:24		
AFC 1/12	at NE	[L]	18	6	12	0	5/14	289	72	4	101	33	3.1	188	1-2	190	38/	20/	2	5-36.4	4-23	3-2	6	0	0	0	0	0	0/0	-	2/2	-	2/3	34:43

JACKSONVILLE JAGUARS 1996 DEFENSE GAME-BY-GAME

Wk.	Date	Opp	FIRST DOWNS			3 RD	TOT. OFFENSE			RUSHING			PASSING			PUNTS			FUM.			Tot.	T.O.P.										
			Run	Pass	Pen		Yards	Plays	Avg.	Yards	Att.	Avg.	Sacks	Gross	Att./	Cmp./	Int.	Avg.	Yards	Lost	Pts.			TD	Rn	Ps	Rt	Sfty	PAT	2PT	Fgs		
1	9/ 1	vs PIT	[W]	13	8	5	0	3-12	187	52	3.6	101	25	4.0	86	4-21	107	23/	12/	1	6-39.5	7-40	2-1	9	0	0	0	0	0/0	-	3/3	24:54	
2	9/ 8	vs HOU	[L]	21	9	10	2	6-11	401	54	7.4	181	31	5.8	220	1-6	226	22/	14/	0	2-43.5	7-60	2-1	34	4	1	3	0	0	4/4	-	2/2	28:45
3	9/15	at OAK	[L]	18	5	12	1	5-13	331	58	5.7	134	30	4.5	197	1-3	200	27/	18/	2	5-42.4	10-90	3-1	17	2	0	1	0	2/2	-	1/1	28:19	
4	9/22	at NE ot	[L]	26	9	14	3	7-17	353	79	4.5	123	31	4.0	230	4-25	255	44/	27/	1	2-38.0	6-30	1-1	28	2	1	1	0	0	1/2	-	5/6	37:38
5	9/29	vs CAR	[W]	21	1	14	6	5-13	272	63	4.3	57	21	2.7	215	5-46	261	37/	17/	0	7-43.1	7-41	4-2	14	2	0	2	0	0	1/2	1/1	0/1	25:01
6	10/ 6	at NO	[L]	11	3	6	2	3-11	197	47	4.2	36	19	1.9	161	0-0	161	28/	15/	1	6-36.7	10-68	0-0	17	2	1	1	0	0	2/2	-	1/1	22:41
7	10/13	vs NYJ	[W]	24	5	15	4	8-17	367	74	5.0	91	30	3.0	276	0-0	276	44/	23/	2	4-48.5	3-25	1-0	17	2	0	2	0	0	2/2	-	1/2	33:03
8	10/20	at STL	[L]	9	5	3	1	4-10	204	39	5.2	83	20	4.2	121	2-8	129	17/	9/	1	5-48.6	7-55	2-0	17	2	0	1	0	2/2	-	1/1	18:26	
9	10/27	at CIN	[L]	16	5	11	0	9-17	267	67	4.0	60	31	1.9	207	5-42	249	31/	20/	0	6-47.7	5-33	0-0	28	4	2	2	0	0	4/4	-	0/0	31:36
11	11/10	vs BAL	[W]	24	9	14	1	4-10	387	67	5.8	152	36	4.2	235	4-18	253	27/	17/	0	5-35.8	6-78	3-3	27	3	0	3	0	0	3/3	-	2/2	33:33
12	11/17	at PIT	[L]	15	9	6	0	7-15	198	59	3.4	108	32	3.4	90	2-19	109	25/	7/	1	6-39.8	6-58	1-0	28	4	1	2	1	0	4/4	-	0/1	26:39
13	11/24	at BAL ot	[W]	29	7	19	3	8-15	460	81	5.7	104	30	3.5	356	1-10	366	50/	31/	0	3-42.3	7-109	2-2	25	2	1	0	1	0	1/1	0/1	4/5	33:41
14	12/ 1	vs CIN	[W]	27	10	16	1	6-13	485	70	6.9	172	31	5.5	313	0-0	313	39/	23/	2	3-34.3	5-25	0-0	27	3	0	3	0	0	3/3	-	2/3	32:38
15	12/ 8	at HOU	[W]	21	7	14	0	5-11	361	62	5.8	74	20	3.7	287	5-21	308	37/	24/	1	3-44.3	4-45	4-3	17	2	1	1	0	0	2/2	-	1/2	29:16
16	12/15	vs SEA	[W]	19	8	10	1	6-14	306	62	4.9	159	29	5.5	147	2-9	156	31/	16/	1	4-41.5	5-33	1-0	13	1	0	1	0	0	1/1	-	2/2	29:25
17	12/22	vs ATL	[W]	21	10	11	0	7-12	309	58	5.3	146	31	4.7	163	1-9	172	26/	17/	0	4-43.8	2-10	0-0	17	2	1	1	0	0	2/2	-	1/2	29:17
Totals	9-7	316	110	181	25	93/211	5,095	993	5.1	1,781	447	4.0	3,314	37-237	3,551	509/	291/	13	71-42.0	97-800	26-14	335	37	9	24	4							

JACKSONVILLE JAGUARS 1997 OFFENSE GAME-BY-GAME

Wk.	Date	Opp	FIRST DOWNS			3 RD			TOT. OFFENSE			RUSHING			PASSING			PUNTS			FUM.			Tot.									
			Tot	Run	Pass	Pen	DOWN	Yards	Plays	Avg.	Yards	Att.	Avg.	Sacks	Gross	Att./	Cmp./	Int.	Avg.	Yards	Pen.	Lost	Pts.		TD	Rn	Ps	Rt	Sfty	PAT	2PT	FGS	T.O.P.
1	8/31	at BAL	[W]	19	6	13	0	7/14	411	63	6.5	108	31	3.5	303	3-14	317	29/	23/	0	5-45.2	11-64	1-1	28	4	2	2	0	0	4/4	-	0/1	31:59
2	9/7	vs NYG	[W]	22	7	12	3	6/17	375	75	5.0	123	39	3.2	252	1-0	252	35/	23/	0	6-51.5	9-71	1-1	40	4	4	0	0	0	4/4	-	4/4	39:39
4	9/22	vs PIT	[W]	23	5	16	2	9/17	343	72	4.8	40	26	1.5	303	3-25	328	43/	25/	0	1-38.0	4-35	0-0	30	3	1	1	1	0	3/3	-	3/5	33:55
5	9/28	at WAS	[L]	11	3	8	0	3/13	204	56	3.6	70	22	3.2	134	3-19	153	31/	16/	2	3-46.0	7-68	0-0	12	0	0	0	0	0	0/0	-	4/4	24:52
6	10/5	vs CIN	[W]	21	8	10	3	6/12	308	63	4.9	160	33	4.8	148	3-16	164	27/	14/	0	5-50.6	5-40	1-0	21	3	0	3	0	0	3/3	-	0/1	30:37
7	10/12	vs PHI	[W]	21	12	8	1	2/7	306	48	6.4	149	24	6.2	157	4-6	163	20/	15/	0	4-48.5	7-35	2-1	38	5	5	0	0	0	5/5	-	1/1	23:30
8	10/19	at DAL	[L]	15	3	11	1	5/11	271	51	5.3	42	18	2.3	229	2-13	242	31/	21/	1	5-53.8	10-98	0-0	22	3	0	3	0	0	2/2	1/1	0/0	26:36
9	10/26	at PIT ot	[L]	16	3	11	2	4/14	267	58	4.6	73	23	3.2	194	4-20	214	31/	15/	1	7-36.1	11-69	3-0	17	2	0	2	0	0	2/2	-	1/1	24:20
10	11/2	at TEN	[W]	17	7	9	1	6/16	290	65	4.5	135	31	4.4	155	3-14	169	31/	17/	1	4-51.8	6-65	1-1	30	3	1	1	1	0	3/3	-	3/3	33:24
11	11/9	vs KC	[W]	16	8	8	0	0/8	332	51	6.5	150	27	5.6	182	3-17	199	21/	9/	1	7-42.3	5-39	1-1	24	3	2	1	0	0	3/3	-	1/1	23:46
12	11/16	vs TEN	[W]	21	6	14	1	8/15	352	68	5.2	103	36	2.9	249	2-18	267	30/	22/	0	5-45.2	4-58	2-2	17	2	1	1	0	0	2/2	-	1/1	32:53
13	11/23	at CIN	[L]	20	7	12	1	3/10	415	58	7.2	135	24	5.6	280	1-6	286	33/	20/	1	1-56.0	5-41	2-2	26	2	1	1	0	0	2/2	-	4/4	24:06
14	11/30	vs BAL	[W]	23	7	14	2	7/16	404	72	5.6	91	31	2.9	313	1-4	317	40/	25/	1	2-41.5	11-122	0-0	29	2	1	1	0	0	2/2	-	5/5	35:11
15	12/7	vs NE	[L]	23	10	12	1	8/15	341	73	4.7	107	27	4	234	4-17	251	42/	25/	0	3-38.3	9-63	2-2	20	3	0	2	1	0	2/2	0/1	0/1	32:29
16	12/14	at BUF	[W]	20	5	15	0	4/13	388	65	6.0	91	31	2.9	297	2-20	317	32/	24/	1	4-38.5	3-35	0-0	20	2	2	0	0	0	2/2	-	2/2	31:33
17	12/21	at OAK	[W]	20	6	14	0	4/11	417	60	7.0	143	31	4.6	274	1-9	283	28/	19/	0	4-36.8	3-11	1-0	20	2	0	2	0	0	2/2	-	2/2	28:25
Totals	11-5	308	103	187	18	82/209	5,424	998	5.4	1,720	454	3.8	3,704	3,704	40-218	3922	504/	313/	9	66-44.9	110-914	17-11	394	43	20	20	3	0	41/41	1/2	31/36	29:40	
WC 12/27	at DEN	[L]	14	3	9	2	3/10	237	49	4.8	50	14	3.6	187	3-16	203	32/	18/	1	4-29.5	9-54	1-1	17	2	1	0	1	0	2/2	-	1/1	19:01	

JACKSONVILLE JAGUARS 1997 DEFENSE GAME-BY-GAME

Wk.	Date	Opp	FIRST DOWNS			3 RD			TOT. OFFENSE			RUSHING			PASSING			PUNTS			FUM.			Tot.									
			Tot	Run	Pass	Pen	DOWN	Yards	Plays	Avg.	Yards	Att.	Avg.	Sacks	Gross	Att./	Cmp./	Int.	Avg.	Yards	Pen.	Lost	Pts.		TD	Rn	Ps	Rt	Sfty	PAT	2PT	FGS	T.O.P.
1	8/31	at BAL	[W]	22	5	16	1	7/13	373	61	6.1	72	17	4.2	301	3-21	322	41/	24/	3	3-43.7	3-20	0-0	27	3	0	3	0	0	3/3	-	2/2	28:01
2	9/7	vs NYG	[W]	13	3	8	2	2/12	206	53	3.9	39	16	2.4	167	2-15	182	35/	16/	1	9-45.2	9-79	2-2	13	2	1	1	0	0	1/1	0/1	0/0	20:21
4	9/22	vs PIT	[W]	19	7	10	2	5/9	306	48	6.4	153	30	5.1	153	2-2	155	16/	11/	1	2-39.0	6-82	1-1	21	3	1	2	0	0	3/3	-	0/1#	26:05
5	9/28	at WAS	[L]	20	7	13	0	11/17	336	70	4.8	113	42	2.7	223	4-21	244	24/	16/	1	2-42.5	2-15	2-2	24	3	0	3	0	0	3/3	-	1/2	35:08
6	10/5	vs CIN	[W]	17	10	6	1	5/14	348	61	5.7	148	29	5.1	200	5-32	232	27/	16/	0	5-46.4	11-80	0-0	13	2	2	0	0	0	1/2#	-	0/0	29:23
7	10/12	vs PHI	[W]	23	4	18	1	8/16	393	73	5.4	90	27	3.3	303	4-22	325	42/	27/	1	#5-32.0	8-65	2-1	21	3	0	3	0	0	3/3	-	0/1	36:30
8	10/19	at DAL	[L]	24	6	15	3	7/14	337	67	5.0	99	33	3	238	2-24	262	32/	21/	0	3-44.0	4-40	1-0	26	3	1	2	0	0	2/2	0/1	2/3	33:24
9	10/26	at PIT ot	[L]	26	8	17	1	9/17	439	82	5.4	141	37	3.8	298	3-19	317	42/	25/	1	5-42.6	5-54	3-2	23	3	1	2	0	0	2/2	-	1/1	41:27
10	11/2	at TEN	[W]	15	6	8	1	4/11	302	51	5.9	107	27	4	195	2-16	211	22/	13/	1	3-50.0	9-59	3-1	24	3	2	0	1	0	3/3	-	1/3	26:36
11	11/9	vs KC	[W]	22	9	13	0	7/18	413	85	4.9	148	29	5.1	265	6-49	314	50/	29/	2	4-46.0	6-48	5-3	10	1	0	1	0	0	0/0	0/1	1/2	27:07
12	11/16	vs TEN	[W]	17	6	9	2	3/12	320	56	5.7	136	33	4.1	184	0-0	184	23/	9/	2	6-42.0	6-37	0-0	9	1	0	1	0	0	0/0	-	1/1	36:14
13	11/23	at CIN	[L]	24	10	13	1	7/15	327	73	4.5	124	36	3.4	203	1-8	211	36/	26/	0	6-34.8	5-79	1-0	31	4	2	2	0	0	4/4	-	1/1	35:54
14	11/30	vs BAL	[W]	17	6	9	2	5/12	221	55	4.0	58	22	2.6	163	4-25	188	29/	18/	0	6-43.0	6-71	1-0	27	4	1	2	1	0	3/3	0/1	0/0	24:49
15	12/7	vs NE	[L]	16	1	14	1	4/13	282	57	4.9	55	20	2.9	227	2-7	234	35/	26/	0	4-41.5	5-31	1-0	26	2	0	2	0	0	2/2	-	4/5	27:31
16	12/14	at BUF	[W]	24	12	10	2	9/17	335	76	4.4	143	33	4.3	192	2-18	210	41/	19/	1	4-37.8	0-0	3-2	14	1	1	0	0	0	0/0	1/1	2/2	28:27
17	12/21	at OAK	[W]	19	7	11	1	9/16	300	67	4.5	108	24	4.5	192	6-52	244	37/	24/	0	6-42.0	5-40	1-1	9	1	0	1	0	0	0/0	0/1	1/1	31:35
Totals	11-5	318	107	190	21	102/226	5,238	1,035	5.1	1,734	455	3.8	3,504	3,504	48-331	3885	532/	320/	14	73-41.9	90-800	26-15	318	39	12	24	3	0	31/32	1/6	17/25	30:20	
WC 12/27	at DEN	[L]	28	18	8	2	12/16	511	76	6.7	310	49	6.3	201	3-22	223	24/	16/	0	3-33.0	9-94	3-2	42	6	5	1	0	0	6/6	-	0/0	40:59	

JACKSONVILLE JAGUARS 1998 OFFENSE GAME-BY-GAME

Wk.	Date	Opp	FIRST DOWNS			3 RD	TOT. OFFENSE			RUSHING			PASSING			PUNTS			FUM.			Tot.											
			Tot	Run	Pass		Pen	DOWN	Yards	Plays	Avg.	Yards	Att.	Avg.	Gross	Att./	Cmp./	Int.	Avg.	Yards	Lost		Pts.	TD									
1	9/6	at CHI	[W]	21	10	11	0	7/14	367	69	5.3	160	33	4.8	207	35/	22/	2	5-43.0	3-26	4-1	24	3	1	2	0	0	3/3	-	1/1	29:50		
2	9/13	vs KC	[W]	19	9	7	3	6/12	256	58	4.5	145	38	4.0	111	126	18/	11/	0	4-36.8	6-44	0-0	21	3	1	1	1	0	3/3	-	0/2	29:44	
3	9/20	vs BAL	[W]	21	4	16	1	4/14	519	69	7.5	154	32	4.8	365	376	34/	25/	0	8-38.0	8-60	1-1	24	3	1	2	0	0	3/3	-	1/2	33:51	
4	9/27	at TEN	[W]	19	6	10	3	8/15	297	67	4.4	148	37	4.0	149	155	28/	17/	2	3-51.3	10-72	1-1	27	3	1	2	0	0	3/3	-	2/2	32:54	
6	10/12	vs MIA	[W]	12	5	6	1	2/10	385	43	9	186	23	8.1	199	2-14	12/	1	7-44.7	8-86	1-0	28	4	2	2	0	0	4/4	-	0/1	20:54		
7	10/18	at BUF	[L]	16	7	9	0	7/16	238	65	3.7	134	34	3.9	104	119	28/	16/	0	5-52.4	8-58	1-0	16	1	1	0	0	1/1	-	3/3	34:02		
8	10/25	at DEN	[L]	24	5	18	1	5/14	348	69	5	66	16	4.1	282	353	46/	28/	0	4-39.5	9-56	2-1	24	3	0	3	0	0	3/3	-	1/2	26:13	
9	11/ 1	at BAL	[W]	20	8	10	2	5/10	364	56	6.5	111	32	3.5	253	258	22/	15/	1	3-45.0	10-73	0-0	45	6	2	2	2	0	6/6	-	1/1	28:04	
10	11/ 8	vs CIN	[W]	14	9	5	0	4/13	272	55	4.9	137	32	4.2	135	146	21/	9/	0	5-46.2	9-58	1-1	24	3	1	1	1	0	3/3	-	1/1	24:10	
11	11/15	vs TB	[W]	18	8	10	0	7/16	374	68	5.5	144	28	5.1	230	248	37/	22/	0	6-50.3	8-58	1-0	29	3	3	0	0	2/2	0/1	3/3	31:11		
12	11/22	at PIT	[L]	17	6	10	1	9/16	301	69	4.4	97	26	3.7	204	212	42/	18/	3	6-49.8	5-30	1-1	15	2	1	1	0	0	1/1	1/1	0/0	25:16	
13	11/29	at CIN	[W]	16	1	14	1	7/17	322	65	5	79	29	2.7	243	1-1	244	35/	19/	0	6-45.5	7-51	0-0	34	4	0	4	0	0	4/4	-	2/2	29:25
14	12/ 6	vs DET	[W]	24	12	8	4	8/13	426	68	6.3	205	43	4.8	221	1-7	228	24/	15/	0	2-40.5	7-45	0-0	37	4	2	2	0	0	4/4	-	3/3	35:39
15	12/13	vs TEN	[L]	15	4	9	2	4/12	241	54	4.5	69	23	3.0	172	178	29/	18/	1	6-50.7	9-65	1-0	13	1	1	0	0	0	1/1	-	2/2	29:51	
16	12/20	at MIN	[L]	15	9	3	3	3/13	207	59	3.5	138	28	4.9	69	4-19	88	27/	12/	2	8-43.6	7-56	3-2	10	1	0	1	0	0	1/1	-	1/1	26:28
17	12/28	vs PIT	[W]	16	8	7	1	8/15	297	55	5.4	129	33	3.9	168	3-24	192	19/	10/	0	7-42.4	7-60	1-0	21	3	2	1	0	0	3/3	-	0/0	26:13
Totals				11-5	287	111	153	23	94/220	5,214	989	5.3	2,102	487	4.3	3,112	39-231	3,343	269/	12	85-45.0	121-898	18-8	392	47	19	24	4	0	45/45	1/2	21/26	28:59
WC	1/3	vs NE	[W]	17	6	9	2	7/18	308	73	4.2	160	37	4.3	148	2-13	161	34/	14/	0	6-44.8	25	2-0	25	2	1	1	0	0	1/1	0/1	4/4	32:00
DIV	1/10	at NYJ	[L]	14	5	8	1	4/12	251	53	4.7	95	22	4.3	156	0-0	156	31/	12/	3	3-37.0	24	1-1	24	3	0	3	0	0	3/3	-	1/1	20:44

JACKSONVILLE JAGUARS 1998 DEFENSE GAME-BY-GAME

Wk.	Date	Opp	FIRST DOWNS			3 RD	TOT. OFFENSE			RUSHING			PASSING			PUNTS			FUM.			Tot.												
			Tot	Run	Pass		Pen	DOWN	Yards	Plays	Avg.	Yards	Att.	Avg.	Gross	Att./	Cmp./	Int.	Avg.	Yards	Lost		Pts.	TD										
1.	9/6	at CHI	[W]	16	9	6	1	5/13	321	61	5.3	132	34	3.9	189	0-0	189	27/	16/	0	4-45.5	4-26	2-2	23	2	1	0	1	0	2/2	-	3/4	30:10	
2	9/13	vs KC	[W]	23	7	14	2	3/11	364	64	5.7	111	25	4.4	253	2-10	263	37/	23/	0	4-43.3	5-54	3-2	16	1	1	0	0	0	1/1	-	3/3	30:16	
3	9/20	vs BAL	[W]	11	3	8	0	2/15	313	61	5.1	81	25	3.2	232	2-16	248	34/	17/	1	10-49.1	7-54	0-0	10	1	0	1	0	0	1/1	-	1/1	26:09	
4	9/27	at TEN	[W]	15	4	9	2	5/13	219	57	3.8	40	20	2.0	179	4-29	208	33/	17/	2	3-50.3	9-73	3-1	22	2	0	2	0	0	1/1	0/1	3/3	27:06	
6	10/12	vs MIA	[W]	25	7	16	2	6/14	374	79	4.7	67	28	2.4	307	2-16	323	49/	30/	1	6-41.7	11-89	1-1	21	3	1	2	0	0	3/3	-	0/1	39:06	
7	10/18	at BUF	[L]	22	7	12	3	8/15	337	63	5.3	110	23	4.8	227	1-1	228	39/	18/	0	5-39.2	6-53	1-1	17	2	1	1	0	0	2/2	-	1/1	25:58	
8	10/25	at DEN	[L]	24	10	12	2	6/14	465	71	6.5	170	36	4.7	295	0-0	295	35/	21/	0	3-41.7	8-54	0-0	37	4	3	1	0	0	4/4	-	3/3	33:47	
9	11/ 1	at BAL	[W]	22	6	14	2	5/10	357	59	6.1	126	23	5.5	231	2-12	243	34/	27/	1	4-32.5	9-70	5-4	19	3	0	3	0	0	1/1	0/2	0/0	31:56	
10	11/ 8	vs CIN	[W]	19	5	12	2	4/16	318	71	4.5	118	27	4.4	200	4-35	235	40/	24/	1	6-41.2	4-40	4-1	11	1	0	1	0	0	0/0	1/1	1/1	35:50	
11	11/15	vs TB	[W]	13	8	5	0	4/13	343	59	5.8	157	33	4.8	186	2-8	194	24/	10/	2	6-45.8	7-52	1-1	24	3	0	3	0	0	3/3	-	1/1	28:49	
12	11/22	at PIT	[L]	18	5	13	0	9/18	329	70	4.7	121	34	3.6	208	0-0	208	36/	25/	0	7-36.9	3-25	0-0	30	3	0	1	2	0	3/3	-	3/3	34:44	
13	11/29	at CIN	[W]	20	6	12	2	5/15	355	68	5.2	131	24	5.5	224	1-10	234	43/	24/	2	4-49.8	3-27	3-2	17	2	1	1	0	0	2/2	-	1/2	30:35	
14	12/ 6	vs DET	[W]	16	3	12	1	6/15	332	60	5.5	120	22	5.5	212	5-38	250	33/	14/	0	3-39.3	9-76	0-0	22	2	0	2	0	0	1/1	0/1	3/4	24:21	
15	12/13	vs TEN	[L]	20	7	13	0	6/15	354	68	5.2	131	27	4.9	223	2-9	232	39/	22/	1	4-48.3	9-73	1-1	16	1	0	1	0	0	1/1	-	3/3	30:09	
16	12/20	at MIN	[L]	25	11	12	2	4/12	417	71	5.9	180	33	5.5	237	1-7	244	37/	20/	0	5-48.6	8-108	0-0	50	6	1	4	1	0	5/5	0/1	3/3	33:32	
17	12/28	vs PIT	[W]	20	10	8	2	3/13	361	75	4.8	205	36	5.7	156	2-18	174	37/	17/	2	4-41.0	7-79	1-1	3	0	0	0	0	0	0/0	-	1/2	33:47	
Totals				11-5	309	108	178	23	81/222	5,559	1,057	5.3	2,000	450	4.4	3,559	30-209	3,768	577/	325/	13	78-43.5	109-953	25-17	338	36	9	23	4	0	30/30	1/6	30/35	31:01
WC	1/ 3	vs NE	[W]	14	3	11	0	5/15	206	65	3.2	35	19	1.8	171	2-19	190	44/	21/	1	8-47.3	6-50	4-2	10	1	1	0	0	1/1	-	1/1	28:00		
DIV	1/10	at NYJ	[L]	29	11	17	1	10/14	429	77	5.6																							

JACKSONVILLE JAGUARS 1999 OFFENSE GAME-BY-GAME

Wk.	Date	Opp	FIRST DOWNS			3 RD			TOT. OFFENSE			RUSHING			PASSING			PUNTS			FUM.			Tot.											
			Tot	Run	Pass	Pen	DOWN	Yards	Plays	Avg.	Yards	Att.	Avg.	Net	Sacks	Gross	Att./	Cmp./	Int.	Avg.	Yards	Pen.	Lost	Pts.	TD	Rn	Ps	Rt	Sfty	PAT	2PT	FGs	T.O.P.		
1	9/12	vs SF	[W]	18	7	11	0	2/13	344	67	5.1	247	2-18	265	31/	22/	0	5-43.4	6-57	0-0	41	4	1	1	2	0	0	0	3/3	1/1	4/4	35:02			
2	9/19	at CAR	[W]	27	12	14	1	7/16	414	80	5.2	200	2-14	214	32/	20/	0	3-47.7	5-35	1-1	22	2	2	0	0	0	0	1/1	0/1	3/4	38:09				
3	9/26	vs TEN	[L]	22	7	14	1	6/16	369	75	4.2	232	0-0	232	42/	22/	3	5-45.8	9-79	2-1	19	2	0	1	1	1	1	2/2	-	1/1	32:06				
4	10/3	at PIT	[W]	13	6	5	2	3/15	204	61	3.3	80	1-5	85	25/	10/	1	8-41.5	5-32	0-0	17	1	0	1	0	2	1/1	-	2/2	28:47					
5	10/11	at NYJ	[W]	16	11	5	0	7/17	322	71	4.5	197	2-18	215	35/	21/	0	7-45.9	7-67	2-1	16	1	1	0	0	0	1/1	-	3/3	32:33					
6	10/17	vs CLE	[W]	21	4	16	1	7/14	325	66	4.9	222	0-0	222	33/	24/	0	4-44.0	7-55	0-0	24	2	1	1	0	0	1/1	1/1	3/3	32:24					
8	10/31	at CIN	[W]	23	10	13	0	6/11	377	64	5.9	194	2-20	214	28/	17/	0	2-44.5	2-16	0-0	41	5	3	2	0	0	5/5	-	2/2	30:01					
9	11/7	at ATL	[W]	20	8	12	0	10/19	367	71	5.2	215	3-23	238	34/	19/	0	4-41.8	5-40	1-0	30	3	0	3	0	0	3/3	-	3/4	34:24					
10	11/14	vs BAL	[W]	9	1	6	2	6/19	132	61	2.2	85	6-33	118	29/	20/	0	9-42.6	4-30	1-0	6	0	0	0	0	0	0/0	-	2/3	32:51					
11	11/21	vs NO	[W]	30	9	17	4	3/7	494	62	8.0	355	3-17	372	32/	21/	1	2-26.0	4-50	0-0	41	5	2	2	1	0	5/5	-	2/2	27:52					
12	11/28	at BAL	[W]	24	3	20	1	9/18	388	75	5.2	328	3-10	338	47/	27/	2	6-43.2	8-41	1-1	30	4	1	2	1	0	2/2	2/2	0/0	32:35					
13	12/2	vs PIT	[W]	24	7	15	2	7/15	466	73	6.4	298	2-10	308	37/	25/	0	5-29.6	9-98	3-1	20	2	1	1	0	0	2/2	-	2/2	36:06					
14	12/13	vs DEN	[W]	18	9	6	3	4/13	265	60	4.4	104	3-11	115	25/	11/	0	7-41.1	3-20	4-0	27	3	3	0	0	0	3/3	-	2/2	27:35					
15	12/19	at CLE	[W]	20	7	13	0	6/14	442	67	6.6	261	1-6	267	33/	21/	1	3-43.0	4-57	1-1	24	3	2	1	0	0	3/3	-	1/3	31:44					
16	12/26	at TEN	[L]	16	5	8	3	1/9	237	55	4.3	172	4-24	196	33/	12/	3	6-38.5	8-49	1-0	14	2	1	0	1	0	2/2	-	0/0	21:30					
17	1/2	vs CIN	[W]	30	10	19	1	8/14	440	77	5.7	305	2-12	317	39/	28/	0	2-48.0	8-49	1-1	24	3	2	1	0	0	3/3	-	1/3	37:37					
Totals				14-2	331	116	194	21	92/230	5,586	1,085	5.1	2,091	514	4.1	3,495	36-221	3,716	535/	320/	11	78-41.8	90-755	18-7	396	42	20	16	6	3	37/37	4/5	31/38	31-57	
Div.				1/15	vs MIA	[W]	21	10	1	8/16	520	68	7.6	257	46	5.6	263	2-14	277	20/	12/	1	5-39.0	7-51	1-1	62	8	3	4	1	0	8/8	-	2/3	35:23
AFC				1/23	vs TEN	[L]	20	5	13	2	3/10	360	64	5.6	144	23	6.3	216	3-10	226	38/	19/	2	3-45.3	9-100	5-4	14	2	1	0	0	2/2	-	0/0	28-24

JACKSONVILLE JAGUARS 1999 DEFENSE GAME-BY-GAME

Wk.	Date	Opp	FIRST DOWNS			3 RD			TOT. OFFENSE			RUSHING			PASSING			PUNTS			FUM.			Tot.										
			Tot	Run	Pass	Pen	DOWN	Yards	Plays	Avg.	Yards	Att.	Avg.	Net	Sacks	Gross	Att./	Cmp./	Int.	Avg.	Yards	Pen.	Lost	Pts.	TD	Rn	Ps	Rt	Sfty	PAT	2PT	FGs	T.O.P.	
1	9/12	vs SF	[W]	11	3	6	2	1/14	203	59	3.4	109	4-32	141	35/	14/	3	8-46.5	2-10	3-2	3	0	0	0	0	0	0/0	-	1/1	24:58				
2	9/19	at CAR	[W]	16	5	11	0	2/9	283	48	5.9	196	4-20	216	26/	16/	1	5-45.0	5-37	0-0	20	3	0	3	0	0	2/2	0/1	0/0	21:51				
3	9/26	vs TEN	[L]	15	2	12	1	4/13	242	60	4.0	191	2-13	204	32/	17/	1	6-37.0	9-82	2-1	20	2	0	2	0	0	2/2	-	2/2	27:54				
4	10/3	at PIT	[W]	14	5	8	1	5/16	216	67	3.2	99	4-27	126	32/	15/	1	6-44.3	7-65	4-1	3	0	0	0	0	0/0	-	1/1	31:13					
5	10/11	at NYJ	[W]	13	6	7	0	3/16	230	66	3.5	141	4-23	164	38/	19/	2	7-45.1	2-15	1-0	6	0	0	0	0	0/0	-	2/2	27:27					
6	10/17	vs CLE	[W]	16	4	10	2	7/14	243	55	4.4	130	4-31	161	23/	18/	0	7-35.4	6-55	2-1	7	1	0	1	0	0	1/1	-	0/0	27:36				
8	10/31	at CIN	[W]	14	4	10	0	8/16	300	63	4.8	207	4-21	228	36/	20/	2	4-39.5	4-24	1-1	10	1	0	1	0	0	1/1	-	1/1	29:59				
9	11/7	at ATL	[W]	10	1	9	0	4/13	182	50	3.6	140	9-63	203	30/	17/	3	6-36.8	5-34	2-1	7	1	0	1	0	0	1/1	-	0/0	25:36				
10	11/14	vs BAL	[W]	13	4	8	1	2/14	242	61	4.0	154	4-22	176	33/	17/	0	9-37.9	6-29	3-1	3	0	0	0	0	0/0	-	1/1	27:09					
11	11/21	vs NO	[W]	21	8	12	1	6/12	339	58	5.8	233	2-18	251	27/	18/	1	4-43.0	8-42	2-0	23	3	3	0	0	0	2/2	0/1	1/2	32:08				
12	11/28	at BAL	[W]	14	3	11	0	3/12	280	59	4.7	199	3-15	214	34/	17/	1	5-37.8	6-39	4-2	23	2	0	2	0	0	2/2	-	3/3	27:25				
13	12/2	vs PIT	[W]	15	3	10	2	1/11	235	57	4.1	172	3-22	194	39/	19/	0	6-52.7	9-76	2-0	6	0	0	0	0	0/0	-	2/2	23:54					
14	12/13	vs DEN	[W]	18	4	13	1	7/14	358	61	5.9	268	1-7	275	33/	21/	2	6-41.5	9-83	4-0	24	3	1	2	0	0	3/3	-	1/1	32:25				
15	12/19	at CLE	[W]	19	5	12	2	7/16	269	67	4.0	197	6-44	241	41/	24/	0	8-42.5	5-40	1-1	14	2	1	1	0	0	2/2	-	0/0	28:16				
16	12/26	at TEN	[L]	26	9	15	2	11/18	476	76	6.3	328	0-0	328	39/	26/	0	4-40.0	4-33	0-0	41	5	0	5	0	0	5/5	-	2/2	38:30				
17	1/2	vs CIN	[W]	13	6	5	2	1/7	236	44	5.4	126	3-15	141	23/	13/	2	5-36.2	6-64	0-0	7	1	1	0	0	0	1/1	-	0/0	22:23				
Totals				14-2	248	72	159	17	72/215	4,334	951	4.6	1,444	373	3.9	2,890	57-373	3,263	521/	291/	19	96-41.4	93-728	31-11	217	24	6	18	0	0	22/22	0/2	17/18	28-03
Div.				1/15	vs MIA	[W]	10	0	6	4	2/13	131	64	2.0	18	1.2	110	5-31	141	41/	16/	2	9-39.6	9-88	6-5	7	1	0	1	0	1/1	-	0/0	24:37
AFC				1/23	vs TEN	[L]	17	8	7	2	3/10	289	58	5.0	177	34	5.2	112	23/	14/	1	5-39.8	5-39	5-3	33	4	2	1	0	4/4	-	1/1	31:36	

JACKSONVILLE JAGUARS 2000 OFFENSE GAME-BY-GAME

Wk.	Date	Opp	FIRST DOWNS			3 RD	TOT. OFFENSE		RUSHING			PASSING			PUNTS		FUM.	Tot.														
			Tot	Run	Pass		Pen	DOWN	Yards	Plays	Avg.	Yards	Att.	Avg.	Gross	Att./			Cmp./	Int.	Avg.	Yards	Pen.									
1	9/3	at CLE	[W]	28	9	19	0	10/16	398	78	5.1	119	40	3.0	279	4-22	301	34/24	0	3-39.0	1-5	1-0	27	3	2	1	0	0	3/3	-	2/2	37:10
2	9/10	at BAL	[L]	22	3	15	4	5/14	421	75	5.6	46	21	2.2	375	4-11	386	50/28	2	3-38.0	10-60	4-2	36	3	0	3	0	0	3/3	-	5/5	31:23
3	9/17	vs CIN	[W]	15	4	9	2	4/16	241	65	3.7	84	29	2.9	157	4-19	176	32/20	1	7-42.3	7-76	0-0	13	1	0	1	0	0	1/1	-	2/3	31:29
4	9/25	at IND	[L]	18	5	12	1	5/14	286	65	4.4	97	24	4.0	189	5-40	229	36/21	2	9-43.2	4-40	1-0	14	2	0	2	0	0	2/2	-	0/0	27:38
5	10/1	vs PIT	[L]	17	1	16	0	5/15	206	68	3.0	26	16	1.6	180	7-45	225	45/23	1	4-50.0	10-75	1-1	13	1	0	1	0	0	1/1	-	2/2	24:50
6	10/8	vs BAL	[L]	22	5	16	1	8/15	348	73	4.8	95	27	3.5	253	3-7	260	43/29	3	5-38.0	6-34	8-3	10	1	1	0	0	0	1/1	-	1/2	31:48
7	10/16	at TEN	[L]	13	4	7	2	4/14	304	58	5.2	143	26	5.5	161	5-35	196	27/18	0	5-44.6	5-40	2-2	13	1	1	0	0	0	1/1	-	2/2	26:53
8	10/22	vs WAS	[L]	21	7	13	1	8/17	385	74	5.2	146	26	5.6	239	6-32	271	42/21	2	5-48.0	5-42	3-2	16	1	0	1	0	0	1/1	-	3/3	32:18
9	10/29	at DAL	[W]	18	8	9	1	7/15	392	62	6.3	161	38	4.2	231	0-0	231	24/20	0	5-43.6	8-50	0-0	23	3	0	3	0	0	2/2	-	1/2	33:36
11	11/12	vs SEA	[L]	24	8	15	1	6/12	437	64	6.8	122	26	4.7	315	5-25	340	33/24	0	4-42.5	7-55	2-1	21	3	2	1	0	0	3/3	-	0/0	30:48
12	11/19	at PIT	[W]	20	11	9	0	6/14	417	70	6.0	240	36	6.7	177	3-13	190	31/17	1	5-42.8	8-55	1-1	34	4	3	1	0	0	4/4	-	2/2	34:20
13	11/26	vs TEN	[W]	16	5	11	0	6/14	334	56	6.0	111	28	4.0	223	3-14	237	25/15	2	3-53.7	4-25	0-0	16	1	0	1	0	0	1/1	-	3/3	29:19
14	12/3	vs CLE	[W]	28	15	11	2	10/18	449	82	5.5	244	47	5.2	205	2-13	218	33/16	0	5-39.2	9-59	0-0	48	6	5	1	0	0	6/6	-	2/2	37:11
15	12/10	vs ARZ	[W]	25	14	10	1	5/12	469	66	7.1	214	45	4.8	255	0-0	255	21/15	0	1-55.0	2-15	0-0	44	5	2	3	0	0	5/5	-	3/3	34:56
16	12/17	at CIN	[L]	17	8	9	0	6/15	276	63	4.4	114	34	3.4	162	1-8	170	28/19	0	8-28.9	6-47	3-1	14	2	1	1	0	0	2/2	-	0/1	37:15
17	12/23	at NYG	[L]	14	2	12	0	5/14	327	61	5.4	70	18	3.9	257	2-5	262	41/23	1	7-42.4	3-25	1-1	25	3	1	2	0	0	2/2	1/1	1/1	25:39
Totals			7-9	318	109	193	16	100/235	5,690	1,080	5.3	2,032	481	4.2	3,658	54-289	3,947	545/333	15	79-41.9	95-703	27-14	367	40	18	22	0	0	38/38	1/1	29/33	31:32

JACKSONVILLE JAGUARS 2000 DEFENSE GAME-BY-GAME

Wk.	Date	Opp	FIRST DOWNS			3 RD	TOT. OFFENSE		RUSHING			PASSING			PUNTS		FUM.	Tot.														
			Tot	Run	Pass		Pen	DOWN	Yards	Plays	Avg.	Yards	Att.	Avg.	Gross	Att./			Cmp./	Int.	Avg.	Yards	Pen.									
1	9/3	at CLE	[W]	9	2	7	0	3/10	249	44	5.7	96	16	6.0	153	1-7	160	27/19	0	5-50.8	3-25	1-1	7	1	0	1	0	0	1/1	-	0/0	22:50
2	9/10	at BAL	[L]	17	4	11	2	3/13	331	61	5.4	89	18	4.9	242	3-20	262	40/23	2	7-41.1	8-65	1-0	39	5	0	5	0	0	4/4	1/1	1/1	28:37
3	9/17	vs CIN	[W]	14	4	7	3	4/17	233	69	3.4	71	23	3.1	162	5-21	183	41/18	2	7-42.0	6-44	3-2	0	0	0	0	0	0/0	-	0/2	28:31	
4	9/25	at IND	[L]	21	4	16	1	5/12	533	64	8.3	93	28	3.3	440	0-0	440	36/23	0	5-47.4	11-90	1-1	43	5	1	4	0	1	5/5	-	2/2	32:22
5	10/1	vs PIT	[L]	22	13	5	4	4/11	332	62	5.4	209	44	4.8	123	2-9	132	16/10	1	3-34.0	7-55	2-2	24	3	3	0	0	0	3/3	-	1/1	35:10
6	10/8	vs BAL	[L]	10	1	9	0	3/17	194	66	2.9	56	25	2.2	138	2-16	154	39/17	0	9-41.9	5-25	1-1	15	0	0	0	0	0/0	-	5/5	28:12	
7	10/16	at TEN	[L]	18	8	10	0	6/12	409	59	6.9	175	38	4.6	234	0-0	234	21/13	0	3-49.3	10-89	1-1	27	3	1	2	0	0	3/3	-	2/3	33:07
8	10/22	vs WAS	[L]	18	9	8	1	2/9	399	54	7.4	130	30	4.3	269	0-0	269	24/16	1	6-45.0	6-59	1-1	35	5	2	3	0	0	5/5	-	0/0	27:42
9	10/29	at DAL	[W]	22	9	11	2	5/9	325	59	5.5	118	32	3.7	207	2-13	220	25/17	1	3-40.7	7-54	3-2	17	2	1	1	0	0	2/2	-	1/1	30:08
11	11/12	vs SEA	[L]	22	6	12	4	8/15	326	66	4.9	96	32	3.0	230	1-1	231	33/22	0	6-44.8	5-50	3-0	28	4	1	3	0	0	4/4	-	0/0	29:12
12	11/19	at PIT	[W]	15	7	7	1	5/12	302	56	5.4	147	24	6.1	155	5-33	188	27/13	2	4-46.0	4-30	3-3	24	3	2	1	0	0	1/1	1/2	1/2	25:40
13	11/26	vs TEN	[W]	17	6	10	1	6/14	334	57	5.9	117	31	3.8	217	2-11	228	24/13	0	5-38.2	4-40	1-0	13	1	1	0	0	0	1/1	-	2-3	30:41
14	12/3	vs CLE	[W]	2	1	0	1	0/12	53	42	1.3	62	18	3.4	-9	6-42	33	18/7	0	12-43.1	9-85	2-1	0	0	0	0	0	0/0	-	0/0	22:49	
15	12/10	vs ARZ	[W]	11	2	9	0	6/13	189	49	3.9	40	19	2.1	149	4-32	181	26/15	1	5-47.8	4-53	0-0	10	1	0	1	0	0	1/1	-	1/2	25:04
16	12/17	at CIN	[L]	15	6	7	2	5/10	263	53	5.0	106	27	3.9	157	4-14	171	22/10	1	5-36.2	6-40	3-3	17	2	1	0	1	0	2/2	-	1/1	22:45
17	12/23	at NYG	[L]	19	3	15	1	9/17	373	73	5.1	80	31	2.6	293	3-28	321	39/22	1	5-29.8	1-10	0-0	28	4	1	2	1	0	4/4	-	0/1	34:21
Totals			7-9	252	85	144	23	74/203	4,845	934	5.2	1,685	436	3.9	3,160	40-247	3,407	458/258	12	90-42.5	96-814	26-18	327	39	14	23	2	1	36/36	2/3	17/24	28:28

JACKSONVILLE JAGUARS 2001 OFFENSE GAME-BY-GAME

Wk.	Date	Opp	FIRST DOWNS			TOT. OFFENSE			RUSHING			PASSING			PUNTS			FUM.			Tot.										
			Tot	Run	Pass	Pen	Down	Yards	Plays	Avg.	Yards	Att.	Avg.	Sacks	Gross	Att./	Cmp./	Int.	Avg.	Yards		Pen.	Lost	Pts.	TD	Rn	Ps	Rt	Sfty	PAT	2PT
1	9/9	vs PIT	[W]	6	9	1	4/12	299	56	5.3	101	29	3.5	198	1-0	198	26/15/0	6-45.7	4-31	2-20	21	3	0	3	0	0	0	3/3	-	0/1	28:50
2	9/23	vs TEN	[W]	4	10	2	2/12	329	60	5.5	119	30	4.0	210	3-25	235	27/17/0	5-48.0	3-20	4-2	13	1	1	0	0	0	1/1	-	2/3	30:13	
3	9/30	vs CLE	[L]	5	8	1	4/12	259	58	4.5	98	19	5.2	161	2-9	170	37/19/2	6-47.8	8-63	2-0	14	2	0	1	1	0	2/2	-	0/1	24:20	
4	10/7	at SEA	[L]	3	14	1	4/14	256	63	4.1	57	21	2.7	199	3-34	233	39/21/0	4-44.5	4-24	3-2	15	1	0	1	0	0	-	0/1	3/4	26:54	
6	10/18	vs BUF	[L]	4	7	1	3/10	247	51	4.8	115	21	5.5	132	4-18	150	26/16/2	5-45.0	3-35	2-0	10	1	0	1	0	0	1/1	-	1/1	24:26	
7	10/28	at BAL	[L]	4	12	3	3/10	365	55	6.6	81	15	5.4	284	3-22	306	37/25/0	3-43.3	10-70	1-1	17	2	0	2	0	0	2/2	-	1/1	26:16	
8	11/4	at TEN	[L]	20	5	13	2/9	309	54	5.7	70	17	4.1	239	5-22	261	32/21/1	5-44.2	3-14	2-0	24	3	2	1	0	0	3/3	-	1/1	22:12	
9	11/11	vs CIN	[W]	21	9	10	2/11	261	60	4.4	97	25	3.9	164	3-25	189	32/20/0	8-44.9	6-32	1-0	30	4	2	2	0	1	4/4	-	0/0	28:08	
10	11/18	at PIT	[L]	14	1	10	3/11	234	52	4.5	48	16	3.0	186	5-39	225	31/17/0	7-46.6	7-35	4-3	7	1	0	0	1	0	1/1	-	0/1	25:09	
11	11/25	vs BAL	[L]	4	14	1	4/12	305	61	5.0	75	19	3.9	230	4-29	259	38/23/0	7-40.4	9-58	1-0	21	3	2	0	1	0	3/3	-	0/1	26:26	
12	12/3	vs GB	[L]	20	2	16	2/15	348	73	4.8	62	23	2.7	286	5-25	311	45/26/2	6-40.8	13-111	2-2	21	2	0	1	1	0	1/1	1/1	2/3	30:53	
13	12/9	at CIN	[W]	17	2	14	1/8/16	255	65	3.9	62	25	2.5	193	8-49	242	32/23/1	7-39.6	7-40	1-0	14	2	0	2	0	0	2/2	-	0/1	31:06	
14	12/16	at CLE	[W]	19	8	10	1/8/18	282	76	3.7	128	33	3.9	154	8-48	202	35/20/2	3-44.3	9-85	2-1	15	1	0	1	0	0	0/1	-	3/3	37:13	
15	12/23	at MIN	[W]	23	12	11	0/9/14	423	62	6.8	214	37	5.8	209	1-8	217	24/17/0	1-53.0	3-34	0-0	33	3	2	1	0	0	3/3	-	4/4	34:08	
16	12/30	vs KC	[L]	22	9	12	1/3/11	431	67	6.4	182	26	7.0	249	4-34	283	37/22/1	4-42.8	5-44	2-2	26	3	2	1	0	1	3/3	-	1/2	27:20	
17	1/6	at CHI	[L]	17	5	11	1/4/11	237	56	4.2	91	16	5.7	146	4-43	189	36/19/3	5-35.0	3-14	0-0	13	2	0	2	0	0	1/2	-	0/1	24:47	
Totals			6-10	289	85	181	23	70/198	4,840	969	5.0	1,600	372	4.3	3,240	63-430	3670	534/321/14	82-43.6	97-710	29-13	294	34	11	20	3	2	30/32	1/2	18/28	28:01

JACKSONVILLE JAGUARS 2001 DEFENSE GAME-BY-GAME

Wk.	Date	Opp	FIRST DOWNS			TOT. OFFENSE			RUSHING			PASSING			PUNTS			FUM.			Tot.										
			Tot	Run	Pass	Pen	Down	Yards	Plays	Avg.	Yards	Att.	Avg.	Sacks	Gross	Att./	Cmp./	Int.	Avg.	Yards		Pen.	Lost	Pts.	TD	Rn	Ps	Rt	Sfty	PAT	2PT
1	9/9	vs PIT	[W]	5	9	1	6/16	281	68	4.1	120	28	4.3	161	3-20	181	37/21/2	5-35.4	4-29	5-2	3	0	0	0	0	0	0/0	-	1/1	31:10	
2	9/23	vs TEN	[W]	5	7	1	1/14	264	62	4.3	87	22	4.0	177	4-38	215	36/21/0	6-47.0	6-65	0-0	6	0	0	0	0	0	0/0	-	2/3	29:47	
3	9/30	vs CLE	[L]	6	13	0	9/16	321	73	4.4	95	36	2.6	226	3-23	249	34/24/1	5-38.4	5-47	2-2	23	2	1	0	1	0	2/2	-	3/3	35:40	
4	10/7	at SEA	[L]	21	9	11	1/4/12	395	61	6.5	185	36	5.1	210	2-9	219	23/15/1	6-39.2	7-60	1-1	24	3	2	1	0	0	3/3	-	1/2	33:06	
6	10/18	vs BUF	[L]	5	12	2	6/14	317	67	4.7	98	35	2.8	219	2-19	238	30/23/0	4-37.0	5-31	0-0	13	1	0	1	0	0	1/1	-	2/4	35:34	
7	10/28	at BAL	[L]	23	7	15	1/6/13	305	68	4.5	114	32	3.6	191	5-31	222	31/23/1	5-32.4	4-34	2-0	18	2	1	1	0	0	0/0	0/2	2/2	33:44	
8	11/4	at TEN	[L]	27	10	16	1/9/15	362	71	5.1	146	33	4.4	216	4-25	241	34/27/0	4-57.5	8-48	0-0	28	4	2	2	0	0	4/4	-	0/2	37:48	
9	11/11	vs CIN	[W]	18	2	16	0/9/19	352	75	4.7	73	23	3.2	279	4-24	303	48/28/1	7-46.7	10-107	3-0	13	1	1	0	0	0	1/1	-	2/2	31:52	
10	11/18	at PIT	[L]	20	7	13	0/6/15	402	69	5.8	145	34	4.3	257	2-9	266	33/21/0	8-45.9	9-65	0-0	20	2	1	1	0	0	2/2	-	2/2	34:51	
11	11/25	vs BAL	[L]	24	6	17	1/8/15	361	74	4.9	115	42	2.7	246	2-13	259	30/21/1	5-37.4	6-39	4-1	24	3	2	1	0	0	3/3	-	1/2	33:34	
12	12/3	vs GB	[L]	20	3	13	4/3/13	389	64	6.1	37	21	1.8	352	1-10	362	42/24/0	7-46.9	9-81	2-1	28	4	1	3	0	0	4/4	-	0/2	29:07	
13	12/9	at CIN	[W]	12	3	9	0/3/13	200	58	3.4	60	27	2.2	140	1-7	147	30/16/1	6-35.5	7-54	0-0	10	1	1	0	0	0	1/1	-	1/1	28:54	
14	12/16	at CLE	[W]	11	3	8	0/3/11	220	48	4.6	47	15	3.1	173	3-11	184	30/21/1	3-27.3	5-72	2-1	10	1	0	0	1	0	1/1	-	1/1	22:47	
15	12/23	at MIN	[W]	16	3	11	2/4/14	214	60	3.6	28	14	2.0	186	4-32	218	42/24/1	6-35.0	3-33	2-1	3	0	0	0	0	0/0	-	1/1	25:52		
16	12/30	vs KC	[L]	23	5	15	3/4/11	365	68	5.4	92	31	3.0	273	2-21	294	35/26/2	3-40.3	5-55	4-2	30	3	1	2	0	0	3/3	-	3/3	32:40	
17	1/6	at CHI	[L]	19	10	8	1/6/16	322	70	4.6	169	40	4.2	153	1-6	159	29/19/0	3-32.7	3-14	1-1	33	3	2	1	0	0	3/3	-	4/4	35:13	
Totals			6-10	300	89	193	18	87/227	5,070	1,056	4.8	1,611	469	3.4	3,459	43-298	757	544/354/12	83-40.5	96-834	28-12	286	30	15	13	2	0	28/28	0/2	26/35	31:59

JACKSONVILLE JAGUARS 2002 OFFENSE GAME-BY-GAME

Wk.	Date	Opp	FIRST DOWNS			3 RD			TOT. OFFENSE			RUSHING			PASSING			PUNTS			PEN.			FUM.			Tot.				
			Tot	Run	Pass	Pen	DOWN	Yards	Plays	Avg.	Yards	Att.	Avg.	Net	Sacks	Gross	Att./	Cmp./	Int.	Avg.	Yards	Lost	Pts.	TD	Rn	Ps	Rt	Sfty	PAT	2PT	FGs
1	9/ 8	vs. IND	[L]	19	8	11	0	8-16	343	69	5.0	118	32	3.7	225	1-3	228	36/ 22/ 1	3-52.0	5-40	3-1	25	3	1	2	0	0	2/2	1/1	1/2	32:33
2	9/15	at KC	[W]	19	5	14	0	7-15	450	65	6.9	130	29	4.5	320	0-0	320	36/ 25/ 0	4-40.5	5-45	1-1	23	3	1	2	0	0	2/2	0/1	1/2	31:44
4	9/29	vs. NYJ	[W]	20	12	8	0	4-10	383	57	6.7	223	40	5.6	160	2-13	173	15/ 10/ 0	5-53.2	3-15	0-0	28	4	4	0	0	0	4/4	-	0/1	33:26
5	10/6	vs. PHI	[W]	16	4	10	2	2-11	267	51	5.2	70	27	2.6	197	1-0	197	23/ 13/ 0	5-44.6	4-21	0-0	28	3	1	1	1	0	2/2	1/1	2/2	25:02
6	10/13	at TEN	[L]	13	7	4	2	4-9	198	42	4.7	130	26	5.0	68	3-16	84	13/ 7/ 2	4-49.5	4-22	0-0	14	2	2	0	0	0	2/2	-	0/0	22:17
7	10/20	at BAL	[L]	22	8	14	0	6-16	397	78	5.1	173	30	5.8	224	2-7	231	46/ 24/ 3	4-38.3	5-30	1-0	10	1	1	0	0	0	1/1	-	1/2	32:01
8	10/27	vs. HOU	[L]	18	7	9	2	6-17	290	71	4.1	126	32	3.9	164	5-38	202	34/ 16/ 0	8-44.1	5-50	0-0	19	2	1	1	0	1	2/2	-	1/3	33:39
9	11/ 3	at NYG	[L]	16	6	9	1	5-14	329	60	5.5	126	20	6.3	203	2-27	230	38/ 23/ 0	3-36.0	8-63	1-1	17	2	0	2	0	0	2/2	-	1/1	26:56
10	11/10	vs. WAS	[W]	18	7	10	1	6-15	309	64	4.8	142	32	4.4	167	3-27	194	29/ 19/ 0	5-48.2	8-55	1-0	26	2	2	0	0	0	2/2	-	4/4	33:43
11	11/17	at HOU	[W]	16	5	11	0	4-12	321	58	5.5	122	28	4.4	199	5-25	224	25/ 15/ 1	6-43.0	7-62	1-0	24	3	1	2	0	0	3/3	-	1/2	28:52
12	11/24	at DAL	[L]	19	5	14	0	5-14	326	68	4.8	132	26	5.1	194	2-8	202	40/ 22/ 1	6-44.5	11-79	2-2	19	2	1	1	0	1	2/2	-	1/2	27:52
13	12/ 1	vs. PIT	[L]	13	4	7	2	3-11	226	47	4.8	102	21	4.9	124	3-22	146	23/ 12/ 0	6-41.7	0-0	0-0	23	3	1	2	0	0	2/2	0/1	1/1	21:19
14	12/ 8	vs. CLE	[L]	13	7	4	2	2-11	211	48	4.4	157	31	5.1	54	3-19	73	14/ 10/ 0	7-46.6	5-51	1-0	20	2	1	1	0	0	2/2	-	2/2	25:04
15	12/15	at CIN	[W]	20	6	13	1	3-12	321	61	5.3	109	30	3.6	212	3-11	223	28/ 19/ 0	5-42.0	5-54	0-0	29	4	1	3	0	0	3/3	1/1	0/0	30:01
16	12/22	vs. TEN	[L]	13	4	9	0	0-11	214	58	3.7	75	18	4.2	139	4-18	157	36/ 18/ 1	7-41.4	8-51	0-0	10	1	0	1	0	0	1/1	-	1/1	24:21
17	12/29	at IND	[L]	20	10	9	1	6-13	266	62	4.3	154	33	4.7	112	3-23	135	26/ 13/ 0	3-40.7	6-47	1-1	13	1	1	0	0	0	1/1	-	2/2	29:29
Totals	6-10	275	105	156	14	71-207	4,851	959	5.1	2,089	455	4.6	2,762	42-257	3,019	462/ 268/ 9	81-44.2	89-685	6-Dec	328	38	19	18	1	2	33/33	3/5	19/27	28:39		

JACKSONVILLE JAGUARS 2002 DEFENSE GAME-BY-GAME

Wk.	Date	Opp	FIRST DOWNS			3 RD			TOT. OFFENSE			RUSHING			PASSING			PUNTS			PEN.			FUM.			Tot.				
			Tot	Run	Pass	Pen	DOWN	Yards	Plays	Avg.	Yards	Att.	Avg.	Net	Sacks	Gross	Att./	Cmp./	Int.	Avg.	Yards	Lost	Pts.	TD	Rn	Ps	Rt	Sfty	PAT	2PT	FGs
1	9/ 8	vs. IND	[L]	18	5	13	0	9-14	307	60	5.1	104	28	3.7	203	1-8	211	31/ 19/ 0	3-47.3	2-14	2-2	28	4	0	3	1	0	4/4	-	0/1	27:27
2	9/15	at KC	[W]	18	7	11	0	6-13	336	61	5.5	140	28	5.0	196	1-3	199	32/ 16/ 2	4-43.5	5-48	0-0	16	1	0	1	0	0	1/1	-	3/3	28:16
4	9/29	vs. NYJ	[W]	18	2	15	1	5-13	345	63	5.5	78	22	3.5	267	2-14	281	39/ 21/ 2	3-48.3	4-25	4-2	3	0	0	0	0	0	0/0	-	1/1	26:34
5	10/6	vs. PHI	[W]	28	12	15	1	7-17	406	83	4.9	199	30	6.6	207	5-23	230	48/ 28/ 0	5-39.4	10-75	0-0	25	3	1	2	0	0	2/2	1/1	1/1	34:58
6	10/13	at TEN	[L]	25	10	14	1	10-17	370	77	4.8	152	40	3.8	218	1-8	226	36/ 26/ 0	1-30.0	5-55	2-1	23	2	1	1	0	0	2/2	-	3/4	37:43
7	10/20	at BAL	[L]	16	6	9	1	6-14	261	62	4.2	118	32	3.7	143	2-9	152	28/ 14/ 0	6-35.7	4-30	2-2	17	2	0	2	0	0	2/2	-	1/2	27:59
8	10/27	vs. HOU	[L]	12	3	7	2	3-13	242	53	4.6	81	31	2.6	161	4-23	184	18/ 11/ 0	7-37.6	9-60	2-1	21	2	1	1	0	0	1/1	1/1	2/3	26:21
9	11/ 3	at NYG	[L]	26	10	13	3	5-12	394	66	6.0	177	35	5.1	217	3-11	228	28/ 20/ 0	3-38.0	7-59	1-1	24	3	2	1	0	0	3/3	-	1/3	33:04
10	11/10	vs. WAS	[W]	23	3	16	4	3-12	307	69	4.4	68	16	4.3	239	2-17	256	51/ 27/ 3	5-31.4	6-49	1-0	7	1	0	1	0	0	1/1	-	0/1	26:17
11	11/17	at HOU	[W]	18	6	10	2	2-11	272	62	4.4	78	28	2.8	194	4-34	228	30/ 22/ 1	6-34.7	5-40	2-1	21	3	2	1	0	0	3/3	-	0/0	31:08
12	11/24	at DAL	[L]	21	7	12	2	2-9	405	58	7.0	118	31	3.8	287	3-14	301	24/ 16/ 2	5-38.8	10-75	2-1	21	3	1	2	0	0	3/3	-	0/1	32:08
13	12/ 1	vs. PIT	[L]	23	13	10	0	2-11	403	69	5.8	219	40	5.5	184	2-17	201	27/ 17/ 1	1-53.0	4-25	0-0	25	1	1	0	0	0	1/1	-	6/6	38:41
14	12/ 8	vs. CLE	[L]	21	8	11	2	7-15	417	71	5.9	173	33	5.2	244	3-20	264	35/ 21/ 2	5-39.8	10-68	0-0	21	3	1	2	0	0	3/3	-	0/2	34:56
15	12/15	at CIN	[W]	19	5	12	2	7-17	300	69	4.3	65	24	2.7	235	3-23	258	42/ 22/ 1	2-41.0	5-29	1-1	15	1	1	0	0	0	0/0	0/1	3/3	29:59
16	12/22	vs. TEN	[L]	20	8	11	1	4-11	298	62	4.8	175	40	4.4	123	0-0	123	22/ 14/ 0	6-39.7	4-30	0-0	28	4	2	1	1	0	4/4	-	0/1	35:39
17	12/29	at IND	[L]	18	7	9	2	5-13	272	57	4.8	126	29	4.3	146	0-0	146	28/ 20/ 0	3-36.0	6-35	1-1	20	2	1	1	0	0	2/2	-	2/2	30:31
Totals	6-10	324	112	188	24	83-212	5,335	1,042	5.1	2,071	487	4.3	3,264	36-224	3,488	519/ 314/ 14	65-38.7	96-717	20-13	315	35	14	19	2	0	32/32	2/3	23/34	31:21		

JACKSONVILLE JAGUARS 2003 OFFENSE GAME-BY-GAME

Wk.	Date	Opp	FIRST DOWNS			3 RD	TOT. OFFENSE			RUSHING			PASSING			PUNTS			FUM.	Tot.														
			Tot	Run	Pass		Pen	DOWN	Yards	Plays	Avg.	Yards	Att.	Avg.	Net	Sacks	Gross	Att./			Cmp./	Int.	Avg.	Yards	Pen.	Lost	Pts.	TD	Rn	Ps	Rt	Sfty	PAT	2PT
1	9/7	at CAR	[L]	17	4	11	2	4-13	331	59	5.6	75	28	2.7	256	4-16	272	27/	23/	0	8-40.9	8-82	1-1	23	3	1	2	0	0	2-2	0-1	1-2	33:23	
2	9/14	vs. BUF	[L]	20	7	12	1	4-14	287	65	4.4	95	22	4.3	192	3-22	214	40/	26/	0	4-44.3	8-97	0-0	17	2	1	1	0	0	2-2	-	1-2	28:50	
3	9/21	at IND	[L]	15	7	7	1	5-15	266	55	4.8	152	25	6.1	114	2-8	122	28/	16/	0	4-38.8	7-38	2-1	13	1	0	1	0	0	1-1	-	2-4	23:48	
4	9/28	at HOU	[L]	15	4	9	2	2-11	342	59	5.8	79	22	3.6	263	0-0	263	37/	18/	3	4-43.5	9-48	3-2	20	2	1	1	0	0	2-2	-	2-2	24:46	
5	10/5	vs. SD	[W]	21	7	14	0	6-14	436	68	6.4	123	37	3.3	313	3-23	336	28/	19/	0	4-42.0	8-89	2-1	27	3	1	2	0	0	3-3	-	2-2	33:13	
6	10/12	vs. MIA	[L]	22	7	11	4	8-17	332	76	4.4	88	30	2.9	244	4-12	256	42/	24/	3	1-42.0	7-50	5-2	10	1	1	0	0	0	1-1	-	1-2	32:54	
8	10/26	vs. TEN	[L]	15	3	12	0	5-10	293	52	5.6	54	11	4.9	239	2-5	244	39/	24/	2	3-47.0	5-45	1-1	17	2	0	2	0	0	2-2	-	1-1	20:46	
9	11/2	at BAL	[L]	20	6	13	1	3-14	320	71	4.5	134	33	4.1	186	4-22	208	34/	22/	1	7-44.1	7-52	4-2	17	2	0	1	1	0	2-2	-	1-1	34:53	
10	11/9	vs. IND	[W]	20	10	8	2	9-14	353	62	5.7	174	38	4.6	174	0-0	174	24/	12/	1	4-36.0	7-47	1-1	28	4	3	1	0	0	4-4	-	0-0	31:39	
11	11/16	at TEN	[L]	16	8	8	0	2-13	271	62	4.4	126	30	4.2	145	1-6	151	31/	15/	2	6-41.3	3-15	1-0	3	0	0	0	0	0	0-0	-	1-2	30:28	
12	11/23	at NYJ	[L]	20	9	9	2	4-14	330	71	4.6	158	37	4.3	172	1-0	172	33/	17/	1	4-38.3	3-37	1-1	10	1	1	0	0	0	1-1	-	1-2	32:30	
13	11/30	vs. TB	[W]	21	8	11	2	4-12	359	69	5.2	135	35	3.9	224	0-0	224	34/	20/	0	3-43.3	5-48	2-1	17	2	0	2	0	0	2-2	-	1-3	31:30	
14	12/7	vs. HOU	[W]	23	11	8	4	7-17	390	70	5.6	208	40	5.2	182	1-12	194	29/	18/	0	6-41.0	7-70	1-0	27	3	2	1	0	0	3-3	-	2-3	35:46	
15	12/14	at NE	[L]	17	5	12	0	6-14	354	61	5.8	72	20	3.6	282	1-6	288	40/	21/	2	5-43.2	8-60	2-0	13	1	0	1	0	0	1-1	-	2-3	32:41	
16	12/21	vs. NO	[W]	22	11	8	3	6-13	374	63	5.9	243	45	5.4	131	1-0	131	17/	9/	2	2-34.5	7-69	0-0	20	2	1	1	0	0	2-2	-	2-3	32:03	
17	12/28	at ATL	[L]	21	11	10	0	5-13	320	61	5.2	157	28	5.6	163	1-4	167	32/	19/	0	4-38.5	9-48	1-1	14	2	1	1	0	0	2-2	-	0-1	28:38	
Totals				5-11	305	118	163	24	80-216	5,358	1,024	5.2	2,073	481	4.3	3,285	28-136	3,421	515/	303/	17	69-41.3	108-895	27-14	276	31	13	17	1	0	30-30	0-1	20-33	30-09

JACKSONVILLE JAGUARS 2003 DEFENSE GAME-BY-GAME

Wk.	Date	Opp	FIRST DOWNS			3 RD	TOT. OFFENSE			RUSHING			PASSING			PUNTS			FUM.	Tot.														
			Tot	Run	Pass		Pen	DOWN	Yards	Plays	Avg.	Yards	Att.	Avg.	Net	Sacks	Gross	Att./			Cmp./	Int.	Avg.	Yards	Pen.	Lost	Pts.	TD	Rn	Ps	Rt	Sfty	PAT	2PT
1	9/7	at CAR	[L]	17	7	9	1	4-14	242	61	4.0	122	26	4.7	120	5-21	141	30/	16/	2	7-40.7	9-83	4-0	24	3	0	3	0	1	1-1	0-2	1-1	26:37	
2	9/14	vs. BUF	[L]	20	6	12	2	8-14	371	59	6.3	43	32	1.3	328	0-0	328	27/	20/	0	2-48.5	6-55	2-0	38	5	3	2	0	0	5-5	-	1-1	31:10	
3	9/21	at IND	[L]	17	6	11	0	7-14	289	63	4.6	73	30	2.4	216	0-0	216	33/	21/	1	3-42.0	4-20	0-0	23	2	0	2	0	0	2-2	-	3-3	36:12	
4	9/28	at HOU	[L]	21	7	12	2	7-16	339	75	4.5	110	37	3.0	229	1-5	234	37/	23/	2	4-34.8	4-43	4-2	24	3	2	1	0	0	3-3	-	1-2	35:14	
5	10/5	vs. SD	[W]	21	4	14	3	5-11	346	58	6.0	69	13	5.3	277	4-19	296	41/	24/	0	6-40.3	10-61	3-2	21	3	0	3	0	0	3-3	-	0-0	26:47	
6	10/12	vs. MIA	[L]	16	6	9	1	4-10	234	52	4.5	91	24	3.8	143	1-4	147	27/	14/	1	5-44.2	11-149	2-1	24	3	1	0	2	0	3-3	-	1-1	27:06	
8	10/26	vs. TEN	[L]	23	11	11	1	8-14	320	65	4.9	133	38	3.5	187	0-0	187	27/	21/	1	3-49.7	8-49	0-0	30	3	2	1	0	0	3-3	-	3-3	39:14	
9	11/2	at BAL	[L]	9	4	5	0	6-15	259	53	4.9	103	30	3.4	156	0-0	156	23/	10/	1	5-46.8	7-40	1-1	24	2	1	1	0	0	1-1	1-1	3-3	25:07	
10	11/9	vs. IND	[W]	20	2	16	2	6-15	394	66	6.0	47	21	2.2	347	0-0	347	45/	28/	2	4-34.8	7-38	1-0	23	2	0	2	0	0	2-2	-	3-3	28:21	
11	11/16	at TEN	[L]	13	5	8	0	7-15	246	60	4.1	96	32	3.0	150	2-16	166	26/	13/	1	4-43.5	2-12	2-2	10	1	0	1	0	0	1-1	-	1-2	29:32	
12	11/23	at NYJ	[L]	17	1	15	1	4-13	282	62	4.5	61	21	2.9	221	2-15	236	39/	25/	1	6-39.0	6-45	0-0	13	1	0	1	0	0	1-1	-	2-2	27:30	
13	11/30	vs. TB	[W]	16	6	9	1	2-12	221	59	3.7	77	19	4.1	144	2-12	156	38/	21/	1	5-36.6	7-80	0-0	10	1	1	0	0	0	1-1	-	1-2	28:30	
14	12/7	vs. HOU	[W]	7	2	4	1	1-12	124	49	2.5	70	23	3.0	54	3-17	71	23/	11/	1	10-41.9	10-86	3-2	0	0	0	0	0	0	0-0	-	0-0	24:14	
15	12/14	at NE	[L]	18	6	12	0	8-16	296	68	4.4	84	32	2.6	212	2-16	228	34/	22/	0	4-40.3	4-55	1-1	27	3	2	1	0	0	3-3	-	2-2	27:19	
16	12/21	vs. NO	[W]	20	0	16	4	6-13	350	64	5.5	61	25	2.4	289	1-7	296	38/	22/	0	3-36.0	4-30	2-1	19	2	0	2	0	0	1-2	-	2-2	27:57	
17	12/28	at ATL	[L]	21	11	9	1	9-14	344	62	5.5	166	39	4.3	178	1-2	180	22/	12/	1	4-41.5	4-35	1-0	21	3	1	2	0	0	3-3	-	0-0	31:22	
Totals				5-11	276	84	172	20	92-218	4,657	976	4.8	1,406	442	3.2	3,251	24-134	3,385	510/	303/	15	75-41.0	103-881	26-12	331	37	13	22	2	1	33-34	1-3	24-27	29:51

JACKSONVILLE JAGUARS 2004 OFFENSE GAME-BY-GAME

Wk.	Date	Opp	FIRST DOWNS			3 RD			TOT. OFFENSE			RUSHING			PASSING			PUNTS			PEN.			FUM.			Tot.						
			Tot	Run	Pass	Pen	DOWN	Yards	Plays	Avg.	Yards	Att.	Avg.	Net	Sacks	Gross	Att./	Cmp./	Int.	Avg.	Yards	Lost	Pts.	TD	Rn	Ps	Rt	Sfty	PAT	2PT	FGs	T.O.P.	
1	9/12	at BUF	[W]	14	4	8	2	2-13	225	61	3.7	83	23	3.6	142	2-5	147	36/	18/	2	6-47.0	9-50	0-0	13	1	0	1	0	0	1-1	-	2-2	26:07
2	9/19	vs DEN	[W]	8	2	4	2	1-10	176	40	4.4	67	22	3.0	109	2-11	120	16/	8/	0	9-44.1	10-85	1-0	7	1	0	1	0	0	1-1	-	0-0	22:52
3	9/26	at TEN	[W]	15	7	6	2	3-11	253	51	5.0	136	29	4.7	117	2-7	124	20/	14/	0	7-39.0	9-87	3-0	15	2	1	1	0	0	1-1	1-1	0-0	28:46
4	10/3	vs IND	[L]	23	5	16	2	8-15	408	73	5.6	97	31	3.1	311	1-7	318	41/	29/	0	1-33.0	5-28	2-1	17	1	0	1	0	0	--	-	1-1	3-4
5	10/10	at SD	[L]	28	6	19	3	7-14	429	75	5.7	80	18	4.4	349	3-8	357	54/	36/	2	3-38.7	5-33	1-1	21	3	2	1	0	0	3-3	-	0-0	30:02
6	10/17	vs KC	[W]	19	4	14	1	6-13	378	63	6.0	101	23	4.4	277	4-21	298	36/	24/	0	5-46.0	5-46	0-0	22	3	1	2	0	0	2-2	1-1	0-1	30:00
7	10/24	at IND	[W]	20	5	15	0	5-11	414	60	6.9	128	27	4.7	286	3-14	300	30/	23/	1	1-36.0	6-48	2-1	27	2	0	2	0	0	1-1	1-1	4-4	34:34
8	10/31	at HOU	[L]	14	3	10	1	4-12	287	55	5.2	39	12	3.3	248	1-7	255	42/	27/	2	4-47.0	11-80	1-0	6	0	0	0	0	0	--	-	2-3	24:54
10	11/14	vs DET	ot	[W]	22	10	11	12-22	415	89	4.7	239	50	4.8	176	3-22	198	36/	19/	0	8-39.6	10-99	0-0	23	3	1	2	0	0	2-2	-	1-1	41:44
11	11/21	vs TEN	[L]	18	9	8	1	3-13	274	61	4.5	151	32	4.7	123	2-6	129	27/	13/	1	6-40.8	3-22	1-1	15	1	1	0	0	1	1-1	-	2-3	31:32
12	11/28	at MIN	[L]	18	7	10	1	7-15	379	63	6.0	154	27	5.7	225	2-10	235	34/	19/	0	2-54.0	6-45	3-2	16	1	0	1	0	0	1-1	-	3-3	31:17
13	12/5	vs PIT	[L]	20	5	11	4	6-14	359	63	5.7	100	34	2.9	259	2-9	268	27/	16/	0	3-47.7	3-25	1-0	16	1	0	1	0	0	1-1	-	3-5	34:37
14	12/12	vs CH	[W]	22	5	13	4	4-15	332	73	4.5	90	28	3.2	242	0-0	242	45/	25/	1	8-42.6	8-75	1-0	22	2	0	2	0	1	2-2	-	2-2	35:43
15	12/19	at GB	[W]	19	8	6	5	3-11	312	57	5.5	197	36	5.5	115	1-6	121	20/	9/	0	7-36.6	7-85	3-2	28	4	2	2	0	0	4-4	-	0-0	30:42
16	12/26	vs HOU	[L]	6	4	2	0	1-10	126	44	2.9	95	20	4.8	31	3-23	54	21/	10/	1	7-45.3	5-45	3-2	0	0	0	0	0	0	0-0	-	0-1	21:02
17	1/2	at OAK	[W]	13	4	8	1	8-1	242	63	3.8	93	34	2.7	149	1-0	149	28/	15/	1	7-43.6	7-87	1-1	13	1	1	0	0	0	1-1	-	2-2	30:53
Totals	9-7	279	88	161	30	80-217	5,009	991	5.1	1,850	446	4.2	3,159	32-156	3,315	513/	305/	11	84-42.8	109-940	23-11	261	26	9	17	0	2	21-21	4-4	24-31	30:28		

JACKSONVILLE JAGUARS 2004 DEFENSE GAME-BY-GAME

Wk.	Date	Opp	FIRST DOWNS			3 RD			TOT. OFFENSE			RUSHING			PASSING			PUNTS			PEN.			FUM.			Tot.						
			Tot	Run	Pass	Pen	DOWN	Yards	Plays	Avg.	Yards	Att.	Avg.	Net	Sacks	Gross	Att./	Cmp./	Int.	Avg.	Yards	Lost	Pts.	TD	Rn	Ps	Rt	Sfty	PAT	2PT	FGs	T.O.P.	
1	9/12	at BUF	[W]	16	5	10	1	7-14	242	63	3.8	95	36	2.6	147	1-6	153	26/	17/	0	5-44.6	7-78	3-2	10	1	0	1	0	0	1-1	-	1-2	33:53
2	9/19	vs DEN	[W]	20	4	13	3	6-17	356	74	4.8	106	35	3.0	250	0-0	250	39/	23/	0	7-41.4	7-57	3-1	6	0	0	0	0	0	0-0	-	2-3	37:08
3	9/26	at TEN	[W]	13	5	7	1	6-13	249	56	4.4	119	26	4.6	130	3-13	143	27/	16/	1	4-52.3	6-56	2-0	12	1	1	0	0	0	0-1	2-2	31:14	
4	10/3	vs IND	[L]	23	7	14	2	3-8	337	56	6.0	117	27	4.3	220	0-0	220	29/	20/	1	3-48.0	3-26	0-0	24	3	1	2	0	0	3-3	-	1-1	24:27
5	10/10	at SD	[L]	18	8	10	0	9-15	386	62	6.2	176	35	5.0	210	1-1	211	26/	17/	0	4-41.5	4-44	0-0	34	4	2	2	0	0	4-4	-	2-2	29:58
6	10/17	vs KC	[W]	19	3	15	1	6-13	350	60	5.8	77	21	3.7	273	6-42	315	33/	23/	1	5-42.4	5-30	3-0	16	2	0	2	0	0	1-2	-	1-2	30:00
7	10/24	at IND	[W]	23	5	17	1	6-10	446	59	7.6	87	18	4.8	359	1-9	368	40/	27/	0	3-48.0	12-62	2-2	24	3	0	3	0	0	3-3	-	1-1	25:26
8	10/31	at HOU	[L]	24	6	15	3	4-13	369	67	5.5	93	32	2.9	276	0-0	276	35/	26/	0	4-38.8	8-75	2-2	20	2	0	1	1	0	2-2	-	2-2	35:06
10	11/14	vs DET	ot	[W]	10	4	3	2-14	190	54	3.5	81	19	4.3	109	2-12	121	33/	11/	1	6-44.2	8-45	0-0	17	2	0	0	2	0	2-2	-	1-2	23:44
11	11/21	vs TEN	[L]	14	4	10	0	4-13	295	60	4.9	103	27	3.8	192	3-17	209	30/	18/	2	5-43.2	4-49	1-0	18	2	1	1	0	0	1-1	1-1	1-1	28:28
12	11/28	at MIN	[L]	27	7	14	3	6-10	330	61	5.4	112	30	3.7	218	4-17	235	27/	19/	1	2-49.0	4-35	1-1	27	3	1	1	1	0	3-3	-	2-2	28:43
13	12/5	vs PIT	[L]	15	5	9	1	5-10	316	45	7.0	120	25	4.8	196	3-25	221	17/	14/	0	5-46.4	11-82	2-0	17	2	0	2	0	0	2-2	-	1-1	25:23
14	12/12	vs CH	[W]	10	0	9	1	2-12	210	52	4.0	31	14	2.2	179	5-33	212	33/	17/	1	7-48.3	13-104	2-1	3	0	0	0	0	0	-	1-2	24:17	
15	12/19	at GB	[W]	26	2	21	3	6-11	444	67	6.6	94	21	4.5	350	2-17	367	44/	30/	3	3-38.0	12-101	4-2	25	3	0	2	1	0	2-2	1-1	1-2	29:18
16	12/26	vs HOU	[L]	19	11	8	0	7-15	333	67	5.0	219	44	4.9	114	4-17	131	19/	13/	2	5-44.2	6-50	2-0	21	3	1	1	1	0	3-3	-	0-1	38:58
17	1/2	at OAK	[W]	16	7	6	3	5-17	281	69	4.1	147	28	5.3	134	2-8	142	39/	15/	3	6-39.7	8-72	3-1	6	0	0	0	0	0	0-0	-	2-2	29:07
Totals	9-7	290	83	181	26	84-205	5,134	972	5.3	1,777	438	4.1	3,357	37-217	3,574	497/	306/	16	74-44.1	118-966	30-12	280	31	7	18	6	0	27-28	2-3	21-28	29:32		

JACKSONVILLE JAGUARS 2005 OFFENSE GAME-BY-GAME

Wk.	Date	Opp	FIRST DOWNS			3 RD			TOT. OFFENSE			RUSHING			PASSING			PUNTS			FUM.			Tot.	T.O.P.								
			Tot	Run	Pass	Pen	Down	Yards	Plays	Avg.	Yards	Att.	Avg.	Net	Sacks	Gross	Att./	Cmp./	Int.	Avg.	Yards	Pen.	Lost			Pts.	TD	Rn	Ps	Rt	Sfty	PAT	2PT
1	9/11	vs. SEA	[W]	18	4	13	1	4-13	362	66	5.5	119	31	3.8	243	3-15	258	32/	18/	0	4-44.0	6-31	1-0	26	2	0	2	0	0	2/2	-	4/5	34:11
2	9/18	at IND	[L]	12	4	7	1	6-15	303	59	5.1	128	24	5.3	175	6-23	198	29/	16/	0	7-45.6	7-60	6-0	3	0	0	0	0	0/0	-	1/2	31:20	
3	9/25	at NYJ	[W]	16	8	7	1	10-20	308	73	4.2	139	47	3.0	169	2-8	177	24/	16/	1	6-50.0	9-85	3-2	26	3	1	2	0	0	2/2	-	2/2	40:31
4	10/2	vs. DEN	[L]	13	1	10	2	3-9	241	47	5.1	12	11	1.1	229	2-11	240	34/	20/	2	6-41.8	15-119	3-2	7	1	0	1	0	0	1/1	-	0/0	21:55
5	10/9	vs. CIN	[W]	19	8	7	4	2-11	342	61	5.6	181	37	4.9	161	0-0	161	24/	10/	0	5-39.8	10-98	1-1	23	2	0	2	0	0	2/2	-	3/3	29:25
6	10/16	at PIT	[W]	17	6	9	2	7-19	246	73	3.4	93	35	2.7	153	3-24	177	35/	19/	1	9-46.9	10-106	1-0	21	3	1	1	1	0	2/2	-	1/1	36:09
8	10/30	at STL	[L]	16	6	10	0	6-14	427	61	7.0	221	28	7.9	206	2-7	213	31/	18/	1	3-25.7	4-25	1-0	23	3	1	2	0	0	3/3	-	0/2	31:22
9	11/6	vs. HOU	[W]	18	4	12	2	6-12	312	54	5.8	98	27	3.6	214	2-4	218	25/	19/	0	6-37.8	6-45	1-0	21	3	2	1	0	0	3/3	-	0/0	29:04
10	11/13	vs. BAL	[W]	20	8	10	2	5-14	338	66	5.1	133	35	3.8	205	1-6	211	30/	16/	0	5-40.6	5-42	0-0	30	3	1	1	1	0	3/3	-	3/3	34:29
11	11/20	at TEN	[W]	22	5	15	2	10-17	295	70	4.2	49	30	1.6	246	2-12	258	38/	22/	0	6-50.2	3-15	1-1	31	4	1	3	0	0	4/4	-	1/1	31:54
12	11/27	at AZ	[W]	19	8	9	2	8-15	295	61	4.8	162	33	4.9	133	0-0	133	28/	14/	0	4-39.0	11-81	0-0	24	3	2	0	1	0	3/3	-	1/2	31:41
13	12/4	at CLE	[W]	17	7	8	2	5-13	237	59	4.0	122	38	3.8	115	1-1	116	20/	11/	1	4-41.3	5-50	0-0	20	2	0	2	0	0	2/2	-	2/2	29:43
14	12/11	vs. IND	[L]	18	5	12	1	3-11	324	58	5.6	74	23	3.2	250	0-0	250	35/	26/	0	5-38.6	7-65	4-3	18	2	1	1	0	0	1/1	1/1	1/1	26:02
15	12/18	vs. SF	[W]	21	6	13	2	6-17	336	77	4.4	134	35	3.8	202	2-14	216	40/	21/	0	8-39.3	10-84	0-0	10	1	1	0	0	0	1/1	-	1/2	35:40
16	12/24	at HOU	[W]	30	11	14	5	5-11	448	67	6.7	172	33	5.2	276	3-16	292	31/	18/	0	2-49.0	6-50	2-0	38	5	4	1	0	0	5/5	-	1/2	32:18
17	1/1	vs. TEN	[W]	25	6	14	5	7-14	335	69	4.9	122	35	3.5	213	3-21	234	31/	19/	0	3-38.7	7-50	2-1	40	5	3	2	0	0	4/5	-	2/2	34:11
Totals	12-4	301	97	170	34	93-225	5,149	1,021	5.0	1,959	502	3.9	3,190	32-162	3,352	487/	283/	6	83-42.4	121-1006	27-11	361	42	18	21	3	0	38/39	1/1	23/30	31:33		
WC 1/7/05	at NE	[L]	15	1	14	0	1-12	292	62	4.7	87	17	5.1	205	6-42	247	39/	21/	1	5-41.8	8-40	2-1	3	0	0	0	0	0/0	-	1/2	29:34		

JACKSONVILLE JAGUARS 2005 DEFENSE GAME-BY-GAME

Wk.	Date	Opp	FIRST DOWNS			3 RD			TOT. OFFENSE			RUSHING			PASSING			PUNTS			FUM.			Tot.	T.O.P.								
			Tot	Run	Pass	Pen	Down	Yards	Plays	Avg.	Yards	Att.	Avg.	Net	Sacks	Gross	Att./	Cmp./	Int.	Avg.	Yards	Pen.	Lost			Pts.	TD	Rn	Ps	Rt	Sfty	PAT	2PT
1	9/11	vs. SEA	[W]	20	5	13	2	3-9	322	58	5.6	97	19	5.1	225	3-21	246	37/	21/	1	5-46.0	5-29	3-3	14	2	0	2	0	0	2/2	-	0/0	25:49
2	9/18	at IND	[L]	18	10	7	1	7-16	268	66	4.1	146	38	3.8	122	0-0	122	28/	13/	2	7-46.1	6-45	0-0	10	1	1	0	0	0	1/1	-	1/1	28:40
3	9/25	at NYJ	[W]	12	4	5	3	3-12	168	51	3.3	89	25	3.6	79	4-16	95	22/	11/	2	7-48.6	6-44	3-1	20	2	1	0	1	0	2/2	-	2/2	25:34
4	10/2	vs. DEN	[L]	24	9	12	3	5-15	306	73	4.2	188	44	4.3	118	3-18	136	26/	19/	0	4-48.5	5-30	0-0	20	2	0	2	0	0	2/2	-	2/4	38:05
5	10/9	vs. CIN	[W]	20	6	12	2	4-13	364	61	6.0	132	26	5.1	232	2-7	239	33/	22/	0	6-36.0	12-94	2-1	20	2	0	2	0	0	2/2	-	2/2	30:35
6	10/16	at PIT	[W]	16	3	7	6	1-12	218	60	3.6	73	30	2.4	145	2-9	154	28/	11/	3	6-31.7	7-80	2-1	17	2	0	1	1	0	2/2	-	1/2	27:27
8	10/30	at STL	[L]	15	7	7	1	4-12	386	56	6.9	200	33	6.1	186	2-14	200	21/	13/	3	5-40.8	9-59	0-0	24	3	0	2	1	0	3/3	-	1/1	28:38
9	11/6	vs. HOU	[W]	17	7	10	0	4-12	279	59	4.7	88	23	3.8	191	6-28	219	30/	22/	0	5-44.0	4-30	5-1	14	2	1	1	0	0	2/2	-	0/0	30:56
10	11/13	vs. BAL	[W]	8	2	5	1	4-14	163	54	3.0	53	17	3.1	110	4-32	142	33/	19/	3	7-44.6	9-86	0-0	3	0	0	0	0	0/0	-	1/1	25:31	
11	11/20	at TEN	[W]	16	4	11	1	5-13	254	54	4.7	63	21	3.0	191	3-17	208	30/	20/	1	8-46.6	11-73	0-0	28	4	1	2	1	0	4/4	-	0/0	28:06
12	11/27	at AZ	[W]	23	2	16	5	3-11	368	65	5.7	67	16	4.2	301	3-14	315	46/	29/	1	4-40.0	11-105	1-1	17	2	0	2	0	0	2/2	-	1/2	28:19
13	12/4	at CLE	[W]	15	4	9	2	4-12	303	57	5.3	98	32	3.1	205	5-21	226	20/	13/	0	6-37.2	7-97	1-0	14	2	0	2	0	0	2/2	-	0/1	30:17
14	12/11	vs. IND	[L]	25	3	19	3	6-14	399	74	5.4	99	34	2.9	300	3-24	324	37/	24/	0	3-46.3	5-47	0-0	26	2	0	2	0	0	2/2	-	4/4	33:58
15	12/18	vs. SF	[W]	11	4	3	4	1-13	217	51	4.3	110	25	4.4	107	2-16	123	24/	8/	1	8-41.9	8-56	1-0	9	0	0	0	0	0/0	-	3/3	24:20	
16	12/24	at HOU	[W]	18	4	13	1	7-13	370	62	6.0	107	29	3.7	263	4-32	295	29/	19/	1	2-32.0	7-40	1-0	20	2	0	2	0	0	2/2	-	2/4	27:42
17	1/1	vs. TEN	[W]	15	5	9	1	6-14	270	62	4.4	99	22	4.5	171	1-8	179	39/	21/	1	5-48.0	18-140	2-1	13	2	0	2	0	0	1/2	-	0/0	25:49
Totals	12-4	273	79	158	36	67-205	4,655	963	4.8	1,709	434	3.9	2,946	47-277	3,223	482/	285/	19	88-42.8	130-1055	21-9	269	30	4	22	4	0	29/30	-	20/27	28:27		
WC 1/7/05	at NE	[L]	17	6	10	1	7-14	307	59	5.2	118	28	4.2	189	4-12	201	27/	15/	0	5-39.2	4-32	4-0	28	4	0	3	1	0	4/4	-	0/0	30:26	

JACKSONVILLE JAGUARS 2006 OFFENSE GAME-BY-GAME

Wk.	Date	Opp	FIRST DOWNS			TOT. OFFENSE			RUSHING			PASSING			PUNTS			FUM.			Tot.												
			Total	Run	Pass	Pen	3 RD	Yards	Plays	Avg.	Yards	Att.	Avg.	Net	Sacks	Gross	Att./	Cmp./	Int.	Avg.		Yards	Pen.	Lost	Pts.	TD	Rn	Ps	Rt	Sfty	PAT	2PT	FGs
1	9/10 vs. DAL	[W]	22	6	14	2	5-13	307	67	4.6	78	32	2.4	229	1-8	237	34/	23/	1	6-44.0	2-41	1-0	24	3	2	1	0	0	3/3	-	1/2	34-12	
2	9/18 vs. PIT	[W]	17	3	13	1	6-18	362	70	5.2	110	30	3.7	252	1-8	260	39/	26/	1	6-41.8	10-86	1-0	9	0	0	0	0	0	0/0	-	3/3	37-25	
3	9/24 at IND	[L]	20	12	7	1	9-16	297	69	4.3	191	40	4.8	106	1-1	107	28/	16/	2	4-46.5	4-38	0-0	14	2	1	1	0	0	2/2	-	0/2	39-24	
4	10/1 at WAS	[L]	12	2	10	0	2-13	307	54	5.7	32	16	2.2	275	4-15	290	34/	20/	1	5-49.2	4-35	1-1	30	3	0	3	0	0	3/3	-	3/3	25-17	
5	10/8 vs. NYJ	[W]	19	8	9	2	6-13	312	60	5.2	181	39	4.6	131	1-9	140	20/	9/	0	4-38.5	9-62	0-0	41	5	3	2	0	0	5/5	-	2/2	32-02	
7	10/22 at HOU	[L]	14	7	5	2	3-12	220	54	4.1	102	25	4.1	118	1-7	125	28/	14/	0	7-42.1	7-35	2-2	7	1	1	0	0	1/1	-	0/0	26-30		
8	10/29 at PHI	[W]	16	13	3	0	4-14	285	64	4.5	209	46	4.5	76	1-11	87	17/	10/	0	5-39.8	5-44	2-1	13	1	1	0	0	1/1	-	2/2	36-51		
9	11/5 vs. TEN	[W]	17	8	8	1	5-13	342	54	6.3	173	30	5.8	169	2-8	177	22/	12/	0	5-41.0	4-20	0-0	37	4	0	3	1	0	4/4	-	3/3	30-11	
10	11/12 vs. HOU	[L]	16	6	9	1	5-10	322	55	5.9	118	19	6.2	204	2-10	214	34/	15/	4	4-36.5	9-65	1-0	10	1	1	0	0	1/1	-	1/1	22-27		
11	11/20 vs. NYG	[W]	21	8	13	0	9-18	414	75	5.5	165	43	3.8	249	0-0	249	32/	19/	0	4-36.8	9-65	2-1	26	2	2	0	0	2/2	-	4/4	40-19		
12	11/26 at BUF	[L]	19	11	7	1	1-11	323	60	5.4	207	35	5.9	116	3-16	132	22/	16/	0	6-38.7	10-108	2-1	24	3	1	2	0	0	3/3	-	1/2	32-10	
13	12/3 at MIA	[W]	18	8	10	0	7-12	353	57	6.2	150	31	4.8	203	4-26	229	22/	16/	0	3-38.3	7-60	1-1	24	3	1	2	0	0	3/3	-	1/1	36-56	
14	12/10 vs. IND	[W]	23	16	4	3	2-9	447	57	7.8	375	42	8.9	72	1-7	79	14/	8/	1	1-20.0	3-31	0-0	44	5	4	0	1	0	5/5	-	3/4	31-37	
15	12/17 at TEN	[L]	23	9	13	1	10-19	396	82	4.8	193	41	4.7	203	4-30	233	37/	22/	3	2-37.5	2-25	1-1	17	2	1	1	0	0	2/2	-	1/1	44-22	
16	12/24 vs. NE	[L]	12	3	8	1	5-12	339	46	7.4	144	22	6.5	195	1-0	195	23/	17/	0	5-38.8	7-60	2-1	21	3	2	1	0	0	3/3	-	0/1	22-47	
17	12/31 at KC	[L]	24	7	14	3	6-14	397	65	6.1	113	22	5.1	284	3-22	306	40/	23/	1	6-31.8	5-35	0-0	30	4	3	1	0	0	3/3	0-1	1/1	29-22	
Totals			8-8	293	127	147	19	85-217	5,423	989	5.5	2,541	513	5.0	2,882	30-178	3,060	446/	266/	14	73-40.0	97-806	16-9	371	42	23	17	2	0	41/41	0-1	26/32	32-11

JACKSONVILLE JAGUARS 2006 DEFENSE GAME-BY-GAME

Wk.	Date	Opp	FIRST DOWNS			TOT. OFFENSE			RUSHING			PASSING			PUNTS			FUM.			Tot.												
			Total	Run	Pass	Pen	3 RD	Yards	Plays	Avg.	Yards	Att.	Avg.	Net	Sacks	Gross	Att./	Cmp./	Int.	Avg.		Yards	Pen.	Lost	Pts.	TD	Rn	Ps	Rt	Sfty	PAT	2PT	FGs
1	9/10 vs. DAL	[W]	14	4	9	1	6/15	323	57	5.7	88	22	4.0	235	2-11	246	33/	16/	3	5-53.2	9-93	0-0	17	2	1	1	0	0	2/2	-	1/2	25-48	
2	9/18 vs. PIT	[W]	9	0	7	2	3/13	153	48	3.2	26	14	1.9	127	2-14	141	32/	17/	2	8-44.8	3-25	1-0	0	0	0	0	0	0/0	-	0/0	22-35		
3	9/24 at IND	[L]	14	4	10	0	6/13	272	53	5.1	63	20	3.2	209	2-10	219	31/	14/	0	7-43.3	4-35	0-0	21	3	1	1	1	0	3/3	-	0/0	20-36	
4	10/1 at WAS	[L]	22	11	11	0	7/14	481	70	6.9	152	40	3.8	329	0-0	329	30/	18/	1	5-30.8	4-40	1-1	36	4	1	3	0	0	3/3	-	3/3	36-32	
5	10/8 vs. NYJ	[W]	11	6	3	2	3/14	177	58	3.1	132	34	3.9	45	6-26	71	18/	10/	3	6-40.8	6-59	1-1	0	0	0	0	0	0/0	-	0/0	27-58		
7	10/22 at HOU	[L]	21	10	10	1	5/14	349	69	5.1	131	34	3.9	218	1-6	224	34/	25/	0	5-43.4	3-17	0-0	27	3	1	2	0	0	3/3	-	2/3	33-30	
8	10/29 at PHI	[W]	14	4	9	1	4/14	227	58	3.9	85	20	4.3	142	4-19	161	34/	18/	0	7-44.0	8-50	0-0	6	0	0	0	0	0/0	-	2/2	23-09		
9	11/5 vs. TEN	[W]	14	5	8	1	5/18	262	69	3.8	108	32	3.4	154	1-9	163	36/	15/	3	7-46.7	4-20	1-0	7	1	0	1	0	0	1/1	-	0/0	29-49	
10	11/12 vs. HOU	[L]	21	9	9	3	8/19	306	80	3.8	148	42	3.5	158	3-18	176	35/	17/	0	5-34.2	6-51	1-0	13	1	1	0	0	1/1	-	2/4	37-33		
11	11/20 vs. NYG	[W]	13	3	8	2	4/13	247	56	4.4	25	14	1.8	222	1-8	230	41/	19/	2	6-40.2	5-35	1-1	10	1	0	1	0	0	1/1	-	1/1	19-41	
12	11/26 at BUF	[L]	13	3	8	2	3/10	241	51	4.7	72	23	3.1	169	0-0	169	28/	21/	1	6-44.2	4-55	3-0	27	3	2	0	1	0	3/3	-	2/2	27-50	
13	12/3 at MIA	[W]	20	7	12	1	7/14	309	65	4.8	68	19	3.6	241	4-26	267	42/	27/	2	3-41.0	1-10	0-0	10	1	0	1	0	0	1/1	-	1/2	29-04	
14	12/10 vs. IND	[W]	23	6	15	2	7/16	339	72	4.7	34	20	1.7	305	2-8	313	50/	25/	1	6-32.3	7-71	0-0	17	2	2	0	0	2/2	-	1/1	28-23		
15	12/17 at TEN	[L]	5	2	3	0	0/8	98	34	2.9	41	16	2.6	57	3-28	85	15/	8/	0	5-43.8	4-40	1-0	24	3	0	0	3	0	3/3	-	1/2	15-38	
16	12/24 vs. NE	[L]	22	10	10	2	8/16	359	70	5.1	117	30	3.9	242	1-7	249	39/	28/	0	5-35.0	7-51	0-0	24	3	2	1	0	0	3/3	-	1/2	37-13	
17	12/31 at KC	[L]	23	10	11	2	7/16	395	68	5.8	170	40	4.3	225	3-10	235	25/	16/	2	4-39.5	5-32	2-1	35	5	3	1	1	0	5/5	-	0/0	30-38	
Totals			8-8	259	94	143	22	83-227	4,538	978	4.6	1,460	420	3.5	3,078	35-200	3,278	523/	294/	20	90-41.4	80-684	12-4	274	32	14	12	6	0	31/31	0-1	17/24	27-49

JACKSONVILLE JAGUARS 2007 OFFENSE GAME-BY-GAME

Wk.	Date	Opp	FIRST DOWNS			TOT. OFFENSE			RUSHING			PASSING			PUNTS			FUM.			T.O.P.									
			Tot	Run	Pass	Pen	Yards	Plays	Avg.	Yards	Att.	Net	Sacks	Gross	Att./Cmp./Int.	Yards	Lost	Pts.	TD	Rn		Ps	Rt	Sfty	PAT	2PT	FGs			
1	9/9	vs. TEN	[L] 13	5	6	2	5-12	272	50	5.4	197	75	17	4.4	197	3-7	204	30/17/0	5-42.2	4-45	1-1	10	1	0	0	1/1	-	1/1	23:05	
2	9/16	vs. ATL	[W] 17	5	12	0	5-14	364	63	5.8	113	34	3.3	251	4-21	272	25/17/0	4-33.5	11-91	1-0	13	1	0	1	0	1/1	-	2/2	34:15	
3	9/23	at DEN	[W] 21	11	9	1	8-16	326	70	4.7	186	47	4.0	140	3-14	154	20/14/0	2-40.0	3-14	2-2	23	2	1	1	0	0	2/2	-	3/3	38:42
5	10/7	at KC	[W] 20	7	12	1	8-15	357	66	5.4	156	35	4.5	201	4-17	218	27/20/0	4-45.0	5-30	0-0	17	2	1	1	0	0	2/2	-	1/2	36:43
6	10/14	vs. HOU	[W] 25	9	13	3	5-10	457	61	7.5	244	26	9.4	213	1-8	221	34/22/0	0-0.0	3-28	3-3	37	5	2	2	1	0	4/5	-	1/2	29:20
7	10/22	vs. IND	[L] 18	9	8	1	5-13	226	66	3.4	117	27	4.3	109	3-19	128	36/17/2	1-47.0	2-20	2-1	7	1	1	0	0	1/1	-	0/0	25:53	
8	10/28	at TB	[W] 12	6	6	0	4-16	219	62	3.5	133	44	3.0	86	2-14	100	16/7/0	8-45.5	5-45	1-0	24	3	1	1	1	0	3/3	-	1/1	32:05
9	11/4	at NO	[L] 18	4	13	1	6-13	432	58	7.4	88	23	3.8	344	2-10	354	33/20/3	5-38.6	4-38	0-0	24	3	0	2	1	0	3/3	-	1/1	26:06
10	11/11	at TEN	[W] 19	10	7	2	6-16	262	68	3.9	166	44	3.8	96	1-5	101	23/13/0	5-43.0	4-35	1-1	28	4	3	1	0	0	4/4	-	0/0	34:23
11	11/18	vs. SD	[W] 18	8	9	1	5-14	311	61	5.1	122	37	3.3	189	0-0	189	24/15/0	5-40.6	5-42	0-0	24	3	1	2	0	0	3/3	-	1/1	32:57
12	11/25	vs. BUF	[W] 21	6	14	1	9-16	416	64	6.5	124	26	4.8	292	1-4	296	37/23/0	1-51.0	1-5	1-1	36	3	2	1	0	0	3/3	-	5/5	29:15
13	12/2	at IND	[L] 27	12	14	1	6-10	411	63	6.5	168	31	5.4	243	3-14	257	29/24/1	0-0.0	8-64	1-1	25	3	1	2	0	0	2/2	1/1	1/2	35:45
14	12/9	vs. CAR	[W] 24	8	14	2	9-17	427	75	5.7	178	38	4.7	249	0-0	249	37/21/0	1-26.0	6-40	2-1	37	4	1	2	1	0	4/4	-	3/3	38:58
15	12/16	at PIT	[W] 25	13	11	1	5-14	421	75	5.6	224	42	5.3	197	0-0	197	33/17/1	5-29.0	1-10	0-0	29	4	1	3	0	0	2/3	0/1	1/1	37:39
16	12/23	vs. OAK	[W] 26	9	13	4	7-11	437	56	7.8	201	28	7.2	236	2-17	253	26/16/1	4-50.3	6-42	2-1	49	7	3	4	0	0	7/7	-	0/0	27:12
17	12/30	at HOU	[L] 24	5	19	0	7-12	381	64	6.0	96	23	4.2	285	2-17	302	39/25/0	4-49.8	8-45	1-1	28	4	0	4	0	0	4/4	-	0/0	31:47
Totals			11-5 328	127	180	21	100-219	5,719	1,022	5.6	2,391	522	4.6	3,328	31-167	3,495	469/288/8	54-41.6	76-594	18-13	411	50	18	28	4	0	46/48	1/2	21/24	32:08
WC 1/5 at PIT			[W] 14	8	5	1	4-11	239	54	4.4	135	29	4.7	104	4-36	140	21/9/2	4-50.0	6-40	0-0	31	4	2	1	1	0	4/4	-	1/2	27:01
DIV 1/12 at NE			[L] 22	4	15	3	4-10	350	56	6.3	80	22	3.6	270	1-8	278	33/22/1	1-50.0	5-42	2-1	20	2	0	2	0	0	2/2	-	2/2	27:18

JACKSONVILLE JAGUARS 2007 DEFENSE GAME-BY-GAME

Wk.	Date	Opp	FIRST DOWNS			TOT. OFFENSE			RUSHING			PASSING			PUNTS			FUM.			T.O.P.									
			Tot	Run	Pass	Pen	Yards	Plays	Avg.	Yards	Att.	Net	Sacks	Gross	Att./Cmp./Int.	Yards	Lost	Pts.	TD	Rn		Ps	Rt	Sfty	PAT	2PT	FGs			
1	9/9	vs. TEN	[L] 22	15	5	2	6-12	350	69	5.1	282	49	5.8	68	2-10	78	18/11/1	3-30.0	4-29	3-1	13	1	1	0	0	1/1	-	2/2	36:55	
2	9/16	vs. ATL	[W] 13	3	9	1	7-14	248	52	4.8	82	25	3.3	166	7-34	200	20/12/0	5-39.2	5-44	0-0	7	1	1	0	0	1/1	-	0/2	25:45	
3	9/23	at DEN	[W] 11	2	9	0	4-8	265	42	6.3	47	18	2.6	218	1-4	222	23/16/1	2-63.0	6-36	2-2	14	2	1	1	0	0	2/2	-	0/0	21:18
5	10/7	at KC	[W] 14	0	14	0	4-14	271	56	4.8	10	10	1.0	261	3-18	279	43/25/1	7-46.0	3-25	1-0	7	1	0	1	0	0	1/1	-	0/1	23:17
6	10/14	vs. HOU	[W] 23	5	18	0	2-10	390	69	5.7	61	24	2.5	329	2-12	341	43/30/1	2-44.5	8-58	2-2	17	1	0	1	0	0	0/0	1/1	3/3	30:40
7	10/22	vs. IND	[L] 24	12	10	2	7-14	384	72	5.3	141	33	4.3	243	2-16	259	37/23/1	3-40.3	4-27	1-0	29	3	2	1	0	1	3/3	-	2/2	34:07
8	10/28	at TB	[W] 18	5	12	1	4-14	385	64	6.0	136	21	6.5	249	2-18	267	41/19/3	6-44.5	7-74	0-0	23	2	1	1	0	0	2/2	-	3/3	27:55
9	11/4	at NO	[L] 32	6	25	1	4-10	538	75	7.2	103	25	4.1	435	1-10	445	49/35/0	3-44.3	2-20	2-1	41	5	1	3	1	0	5/5	-	2/4	33:54
10	11/11	at TEN	[W] 17	2	14	1	4-15	292	64	4.6	62	19	3.3	230	4-27	257	41/24/2	5-44.0	9-56	2-1	13	1	0	1	0	0	1/1	-	2/2	25:37
11	11/18	vs. SD	[W] 18	6	11	1	4-12	388	60	6.5	79	20	4.0	309	0-0	309	40/22/2	4-44.8	4-31	0-0	17	2	1	1	0	0	2/2	-	1/1	27:03
12	11/25	vs. BUF	[W] 20	5	14	1	9-16	297	65	4.6	94	24	3.9	203	1-8	211	40/27/2	4-37.8	5-29	1-1	14	2	1	1	0	0	2/2	-	0/0	30:45
13	12/2	at IND	[L] 19	4	14	1	10-13	342	55	6.2	63	25	2.5	279	1-9	288	29/20/1	2-38.0	2-15	0-0	28	4	0	4	0	0	4/4	-	0/0	24:15
14	12/9	vs. CAR	[W] 10	3	6	1	2-12	149	54	2.8	50	15	3.3	99	1-6	105	38/16/1	5-48.4	5-50	1-1	6	0	0	0	0	0/0	-	2/2	21:02	
15	12/16	at PIT	[W] 13	7	6	0	5-13	217	55	3.9	111	17	6.5	106	5-40	146	33/16/0	7-40.9	4-34	2-0	22	3	0	3	0	0	2/2	1/1	0/0	22:21
16	12/23	vs. OAK	[W] 13	7	6	0	3-15	215	65	3.3	110	30	3.7	105	4-24	129	31/13/3	6-49.5	11-88	3-1	11	1	0	1	0	0	0/0	1/1	1/1	32:48
17	12/30	at HOU	[L] 19	10	8	1	5-9	290	53	5.5	170	34	5.0	120	1-8	128	18/11/1	2-36.5	3-20	0-0	42	6	3	1	2	0	6/6	-	0/0	28:13
Totals			11-5 286	92	181	13	80-201	5,021	970	5.2	1,605	390	4.1	3,416	37-244	3,660	543/319/20	66-43.5	82-636	20-10	304	35	12	20	3	1	32/32	3/3	18/23	27:52
WC 1/5 at PIT			[W] 24	5	17	2	7-14	340	74	4.6	43	26	1.7	297	6-40	337	42/29/3	4-44.3	5-50	1-1	29	4	2	2	0	0	2/2	0/2	1/1	32:59
DIV 1/12 at NE			[L] 24	11	12	1	6-10	403	58	6.9	145	29	5.0	258	1-4	262	28/26/0	1-30.0	6-74	0-0	31	4	1	3	0	0	4/4	-	1/2	32:42

JACKSONVILLE JAGUARS 2008 OFFENSE GAME-BY-GAME

Wk.	Date	Opp	FIRST DOWNS			3 RD			TOT. OFFENSE			RUSHING			PASSING			PUNTS			FUM.			Tot.									
			Tot	Run	Pass	Pen	DOWN	Yards	Plays	Avg.	Yards	Att.	Avg.	Net	Sacks	Gross	Att./	Cmp./	Int.	Avg.	Yards	Pen.	Lost	Pts.	TD	Rn	Ps	Rt	Sfty	PAT	2PT	FGs	T.O.P.
1	9/7	at TEN	[L]	13	1	11	1	5-14	189	59	3.2	33	17	1.9	156	7-59	215	35/	23/	2	6-37.0	6-50	1-1	10	1	0	1	0	0	1/1	-	1/2	31-20
2	9/14	vs. BUF	[L]	19	9	9	1	2-11	243	57	4.3	98	27	3.6	145	2-20	165	28/	17/	1	4-50.5	5-35	1-0	16	1	1	0	0	0	1/1	-	3/3	28-46
3	9/21	at IND	[W]	25	13	11	1	8-14	403	70	5.8	236	48	4.9	167	0-0	167	22/	16/	1	1-60.0	5-44	0-0	23	2	1	0	1	0	2/2	-	3/3	41-35
4	9/28	vs. HOU	[W]	21	7	14	0	6-12	375	58	6.5	139	25	5.6	236	1-0	236	32/	23/	0	2-46.5	2-27	0-0	30	3	2	1	0	0	3/3	-	3/3	31-15
5	10/5	vs. PIT	[L]	14	2	9	3	3-13	213	54	3.9	38	19	2.0	175	3-25	200	32/	18/	0	5-46.6	8-89	1-0	21	3	1	1	1	0	3/3	-	0/0	26-37
6	10/12	at DEN	[W]	26	9	15	2	5-12	416	70	5.9	155	34	4.6	261	2-15	276	34/	25/	0	4-40.0	6-45	3-2	24	3	2	1	0	0	3/3	-	1/1	33-35
8	10/26	vs. CLE	[L]	23	6	16	1	11-20	380	74	5.1	113	29	3.9	267	3-16	283	42/	25/	0	3-46.7	6-40	1-1	17	2	0	2	0	0	2/2	-	1/2	35-05
9	11/2	at CIN	[L]	18	6	12	0	5-13	282	62	4.5	68	21	3.2	214	3-15	229	38/	23/	1	6-45.0	12-86	1-0	19	2	1	0	1	0	1/1	0/1	2/2	29-41
10	11/9	at DET	[W]	24	11	12	1	5-10	384	61	6.3	157	33	4.8	227	1-11	238	25/	18/	0	2-38.5	5-33	0-0	38	5	3	2	0	0	5/5	-	1/1	30-59
11	11/16	vs. TEN	[L]	17	6	7	4	3-15	257	66	3.9	140	32	4.4	117	4-18	135	30/	13/	1	10-40.9	9-61	1-0	14	2	2	0	0	0	2/2	-	0/0	32-27
12	11/23	vs. MIN	[L]	17	2	13	2	6-14	321	63	5.1	35	14	2.5	286	4-31	317	45/	27/	2	3-41.0	8-81	5-3	12	1	0	1	0	1	1/1	-	1/3	29-31
13	12/1	at HOU	[L]	21	6	15	0	4-11	388	64	6.1	126	26	4.8	262	3-25	287	35/	25/	1	3-40.3	8-60	2-2	17	2	1	1	0	0	2/2	-	1/2	33-03
14	12/7	at CHI	[L]	14	6	8	0	5-17	278	69	4.0	119	28	4.3	159	3-19	178	38/	19/	1	7-40.1	4-21	2-0	10	1	0	1	0	0	1/1	-	1/1	32-03
15	12/14	vs. GB	[W]	18	8	8	2	6-12	323	54	6.0	94	19	4.9	229	2-9	238	33/	21/	0	4-49.5	6-58	1-0	20	3	1	2	0	0	2/2	0/1	0/1	27-57
16	12/18	vs. IND	[L]	28	9	17	2	7-13	409	71	5.8	105	27	3.9	304	3-25	329	41/	28/	1	3-43.0	7-60	1-0	24	3	2	1	0	0	3/3	-	1/1	31-53
17	12/28	at BAL	[L]	14	6	6	2	6-12	245	53	4.6	118	27	4.4	127	1-0	127	25/	14/	2	4-46.5	7-28	3-2	7	1	0	1	0	0	1/1	-	0/0	27-58
Totals			5-11	312	107	183	22	87-213	5,106	1,005	5.1	1,774	426	4.2	3,332	42-288	3,620	537/	335/	13	67-43.3	104-813	23-11	302	35	17	15	3	1	33/33	0/2	19/25	31-22

JACKSONVILLE JAGUARS 2008 DEFENSE GAME-BY-GAME

Wk.	Date	Opp	FIRST DOWNS			3 RD			TOT. OFFENSE			RUSHING			PASSING			PUNTS			FUM.			Tot.									
			Tot	Run	Pass	Pen	DOWN	Yards	Plays	Avg.	Yards	Att.	Avg.	Net	Sacks	Gross	Att./	Cmp./	Int.	Avg.	Yards	Pen.	Lost	Pts.	TD	Rn	Ps	Rt	Sfty	PAT	2PT	FGs	T.O.P.
1	9/7	at TEN	[L]	14	7	6	1	3-13	309	57	5.4	137	32	4.3	172	1-3	175	24/	14/	2	7-42.9	5-36	1-0	17	2	1	1	0	0	2/2	-	1/1	28-40
2	9/14	vs. BUF	[L]	18	6	11	1	6-11	285	54	5.3	75	26	2.9	210	3-29	239	25/	20/	0	3-47.7	4-40	1-1	20	2	1	1	0	0	2/2	-	2/2	31-14
3	9/21	at IND	[W]	19	9	7	3	5-9	325	49	6.6	114	19	6.0	211	1-5	216	29/	15/	2	3-45.0	6-37	0-0	21	3	2	1	0	0	3/3	-	0/0	18-25
4	9/28	vs. HOU	[W]	23	4	18	1	9-13	386	63	6.1	79	23	3.4	307	0-0	307	40/	29/	0	2-43.5	2-15	2-0	27	3	0	3	0	0	3/3	-	2/2	32-20
5	10/5	vs. PIT	[L]	28	6	18	4	7-15	415	70	5.9	129	26	5.0	286	3-23	309	41/	26/	1	4-49.8	10-129	0-0	26	3	0	3	0	0	2/2	0/1	2/2	33-23
6	10/12	at DEN	[W]	19	7	10	2	6-13	323	60	5.4	131	23	5.7	192	0-0	192	37/	21/	1	4-48.0	4-52	2-2	17	2	0	2	0	0	2/2	-	1/1	26-25
8	10/26	vs. CLE	[L]	15	6	9	0	3-12	327	52	6.3	91	24	3.8	236	1-10	246	27/	14/	0	5-41.4	1-15	1-0	23	2	1	1	0	0	2/2	-	3/3	24-55
9	11/2	at CIN	[L]	20	9	8	3	6-13	312	62	5.0	159	29	5.5	153	2-9	162	31/	21/	1	7-35.4	5-39	1-1	21	3	1	2	0	0	3/3	-	0/0	30-19
10	11/9	at DET	[W]	13	5	7	1	4-13	256	52	4.9	103	27	3.8	153	7-45	198	18/	11/	1	4-45.3	6-46	1-0	14	2	1	1	0	0	2/2	-	0/1	29-01
11	11/16	vs. TEN	[L]	13	4	8	1	1-12	344	57	6.0	114	33	3.5	230	1-0	230	23/	13/	1	8-43.0	10-63	0-0	24	3	0	3	0	0	3/3	-	1/1	27-33
12	11/23	vs. MIN	[L]	15	9	5	1	4-13	226	57	4.0	122	34	3.6	104	3-16	120	20/	12/	1	3-46.3	5-49	0-0	30	3	2	0	1	0	3/3	-	3/3	30-29
13	12/1	at HOU	[L]	18	8	8	2	1-8	326	51	6.4	126	26	4.8	200	0-0	200	25/	14/	1	3-36.0	5-30	1-0	30	3	2	1	0	0	3/3	-	3/3	26-57
14	12/7	at CHI	[L]	16	5	10	1	5-15	296	61	4.9	86	26	3.3	210	1-9	219	34/	20/	1	6-44.5	1-5	3-0	23	2	0	2	0	0	2/2	-	3/3	27-57
15	12/14	vs. GB	[W]	18	4	13	1	10-16	338	63	5.4	84	28	3.0	254	3-24	278	32/	20/	1	2-43.5	3-30	1-0	16	1	0	1	0	0	1/1	-	3/3	32-03
16	12/18	vs. IND	[L]	20	1	17	2	6-10	396	52	7.6	32	18	1.8	364	0-0	364	34/	29/	0	2-41.0	6-50	0-0	31	4	0	3	1	0	4/4	-	1/2	28-07
17	12/28	at BAL	[L]	20	8	11	1	5-14	431	62	7.0	127	34	3.7	304	3-18	322	25/	18/	0	4-38.3	7-55	1-0	27	3	3	0	0	3/3	-	2/3	32-02	
Totals			5-11	289	98	166	25	82-200	5,295	922	5.7	1,709	428	4.0	3,586	29-191	3,777	465/	297/	13	67-43.0	80-691	15-4	367	41	14	25	2	0	40/40	0/1	27/30	28-38

JACKSONVILLE JAGUARS 2009 OFFENSE GAME-BY-GAME

Wk.	Date	Opp	FIRST DOWNS			3 RD			TOT. OFFENSE			RUSHING			PASSING			PUNTS			PEN.			FUM. Tot. Tot.									
			Tot	Run	Pass	Pen	DOWN	Yards	Plays	Avg.	Yards	Att.	Avg.	Net	Sacks	Gross	Att./	Cmp./	Int.	Avg.	Yards	Lost	Pts.	TD	Rn	Ps	Rt	Sfty	PAT	2PT	Fgs	T.O.P.	
1	9/13	at IND	[L]	12	7	4	1	6-15	228	55	4.1	114	26	4.4	114	1-8	122	28/	14/	0	5-37.8	3-24	0-0	12	1	1	0	0	0/0	0/1	2/3	26:04	
2	9/20	vs. ARI	[L]	18	4	13	1	6-16	367	67	5.5	92	20	4.6	275	4-7	282	43/	23/	1	4-45.3	8-50	4-2	17	2	0	2	0	2/2	-	1/2	28:39	
3	9/27	at HOU	[W]	24	11	10	3	5-11	399	62	6.4	185	32	5.8	214	0-0	214	30/	18/	0	3-35.3	5-40	1-1	31	4	4	0	0	4/4	-	1/1	30:52	
4	10/4	vs. TEN	[W]	27	10	15	2	6-13	442	69	6.4	137	30	4.6	305	2-18	323	37/	27/	0	3-37.0	4-30	1-1	37	4	1	3	0	4/4	-	3/4	34:07	
5	10/11	at SEA	[L]	10	2	8	0	2-13	199	52	3.8	38	15	2.5	161	5-29	190	32/	19/	0	8-46.4	9-73	2-2	0	0	0	0	0/0	-	0/0	25:16		
6	10/18	vs. STL	[W]	33	14	15	4	11-16	492	84	5.9	166	38	4.4	326	3-9	335	43/	30/	2	4-36.3	3-15	1-1	23	3	3	0	0	2/2	0/1	1/2	42:12	
8	11/1	at TEN	[L]	12	4	8	0	4-12	330	49	6.7	217	16	13.6	113	4-26	139	29/	14/	2	7-44.1	2-27	2-0	13	2	2	0	0	1/2	-	0/0	20:17	
9	11/8	vs. KC	[W]	21	11	10	0	9-16	426	69	6.2	173	41	4.2	253	1-11	264	27/	18/	0	4-44.3	5-31	1-1	24	3	2	1	0	3/3	-	1/2	36:13	
10	11/15	at NYJ	[W]	18	6	11	1	7-13	347	60	5.8	139	32	4.3	208	2-13	221	26/	16/	0	4-36.8	5-40	2-1	24	3	2	1	0	3/3	-	1/2	31:07	
11	11/22	vs. BUF	[W]	19	7	11	1	9-15	310	66	4.7	102	34	3.0	208	2-7	215	30/	21/	1	5-44.8	6-50	3-1	18	2	1	1	0	1/1	1/1	1/1	36:24	
12	11/29	at SF	[L]	18	4	14	0	3-12	357	61	5.9	96	19	5.1	261	6-46	307	36/	25/	0	4-43.3	6-60	2-2	3	0	0	0	0/0	-	1/3	29:16		
13	12/6	vs. HOU	[W]	19	7	11	1	8-16	323	68	4.8	107	36	3.0	216	4-22	238	28/	15/	0	3-49.3	4-45	2-1	23	2	0	2	0	1	2/2	-	3/3	30:07
14	12/13	vs. MIA	[L]	10	5	3	2	3-14	217	54	4.0	95	25	3.8	122	3-17	139	26/	11/	0	7-43.1	2-10	1-0	10	1	1	0	0	1/1	-	1/1	24:54	
15	12/17	vs. IND	[L]	25	9	16	0	10-16	345	76	4.5	139	34	4.1	206	2-17	223	40/	23/	1	3-44.7	4-22	1-0	31	4	1	3	0	4/4	-	1/2	35:26	
16	12/27	at NE	[L]	16	7	9	0	4-11	275	52	5.3	98	25	3.9	177	2-8	185	25/	19/	2	4-38.8	1-5	1-0	7	1	1	0	0	1/1	-	0/0	27:35	
17	1/3	at CLE	[L]	18	6	12	0	9-17	328	66	5.0	131	24	5.5	197	3-5	202	39/	22/	1	4-36.3	3-20	2-0	17	2	0	2	0	2/2	-	1/2	27:02	
Totals			8-8	300	114	170	16	102-226	5,385	1,010	5.3	2,029	447	4.5	3,356	44-243	3,599	519/	315/	10	72-41.9	70-542	26-13	290	34	19	15	0	1	30/31	1/3	18/28	30:08

JACKSONVILLE JAGUARS 2009 DEFENSE GAME-BY-GAME

Wk.	Date	Opp	FIRST DOWNS			3 RD			TOT. OFFENSE			RUSHING			PASSING			PUNTS			PEN.			FUM. Tot. Tot.									
			Tot	Run	Pass	Pen	DOWN	Yards	Plays	Avg.	Yards	Att.	Avg.	Net	Sacks	Gross	Att./	Cmp./	Int.	Avg.	Yards	Lost	Pts.	TD	Rn	Ps	Rt	Sfty	PAT	2PT	Fgs	T.O.P.	
1	9/13	at IND	[L]	21	4	15	2	8-14	365	70	5.2	71	31	2.3	294	1-7	301	38/	28/	1	2-44.0	3-17	1-1	14	2	1	1	0	2/2	-	0/1	33:56	
2	9/20	vs. ARI	[L]	22	7	15	0	2-9	383	60	6.4	118	28	4.2	265	0-0	265	32/	27/	0	3-46.3	7-58	5-2	31	4	1	2	1	0	4/4	-	1/2	31:21
3	9/27	at HOU	[W]	23	5	17	1	4-10	397	59	6.7	111	22	5.0	286	2-14	300	35/	26/	1	4-42.8	5-60	1-1	24	3	0	3	0	3/3	-	1/1	29:08	
4	10/4	vs. TEN	[W]	19	5	13	1	8-16	379	67	5.7	95	19	5.0	284	0-0	284	48/	29/	2	5-42.2	6-68	1-1	17	2	1	1	0	0/0	1/2	1/1	25:53	
5	10/11	at SEA	[L]	24	8	13	3	6-14	379	71	5.3	143	40	3.6	236	1-5	241	30/	18/	0	3-44.3	1-10	2-0	41	5	0	4	1	0	5/5	-	2/2	34:44
6	10/18	vs. STL	[W]	13	1	11	1	4-12	262	53	4.9	55	18	3.1	207	1-6	213	34/	22/	1	6-41.2	6-52	0-0	20	2	0	1	0	2/2	-	2/2	24:48	
8	11/1	at TEN	[L]	20	12	8	0	8-15	430	67	6.4	305	49	6.2	125	0-0	125	18/	15/	0	4-48.3	4-20	0-0	30	3	2	1	0	3/3	-	3/3	39:43	
9	11/8	vs. KC	[W]	14	3	10	1	4-13	301	56	5.4	60	14	4.3	241	3-21	262	39/	23/	0	7-46.6	1-10	1-0	21	2	0	2	0	1/1	1/1	2/3	23:47	
10	11/15	at NYJ	[W]	19	7	10	2	7-13	322	60	5.4	110	29	3.8	212	0-0	212	31/	16/	2	2-50.5	4-26	1-1	22	2	1	1	0	1/1	0/1	3/3	28:53	
11	11/22	vs. BUF	[W]	14	1	12	1	3-11	343	51	6.7	53	18	2.9	290	2-7	297	31/	18/	2	4-50.5	6-43	2-1	15	1	0	1	0	0/0	0/1	3/3	23:36	
12	11/29	at SF	[L]	15	5	9	1	8-16	284	61	4.7	52	20	2.6	232	0-0	232	41/	27/	0	5-50.2	1-5	0-0	20	2	0	2	0	2/2	-	2/2	30:44	
13	12/6	vs. HOU	[W]	19	7	10	2	5-15	305	61	5.0	72	22	3.3	233	2-7	240	37/	22/	3	5-45.0	6-37	1-0	18	2	1	1	0	1/1	0/1	1/1	29:53	
14	12/13	vs. MIA	[L]	22	8	14	0	8-15	354	71	5.0	146	40	3.7	208	2-12	220	29/	21/	1	5-43.8	4-27	5-2	14	2	2	0	0	2/2	-	0/1	35:06	
15	12/17	vs. IND	[L]	18	2	16	0	8-12	369	53	7.0	61	23	2.7	308	0-0	308	30/	23/	1	3-43.0	5-40	0-0	35	5	0	4	1	0	5/5	-	0/0	24:34
16	12/27	at NE	[L]	26	12	14	0	6-10	464	62	7.5	197	36	5.5	267	0-0	267	26/	23/	0	1-42.0	2-10	1-1	35	5	1	4	0	5/5	-	0/0	32:25	
17	1/3	at CLE	[L]	18	13	4	1	5-13	300	60	5.0	214	49	4.4	86	0-0	86	11/	7/	1	3-35.7	3-15	1-0	23	2	2	0	0	2/2	-	3/3	32:58	
Totals			8-8	307	100	191	16	94-209	5,637	982	5.7	1,863	458	4.1	3,774	14-79	3,853	510/	345/	15	62-44.9	64-498	22-10	380	44	12	28	4	1	38/38	2/6	24/28	29:52

JACKSONVILLE JAGUARS 2010 OFFENSE GAME-BY-GAME

Wk.	Date	Opp	FIRST DOWNS					3 RD					TOT. OFFENSE					RUSHING					PASSING					PUNTS					PEN.					FUM. Tot. Tot.				
			Tot	Run	Pass	Pen	DOWN	Yards	Plays	Avg.	Yards	Att.	Avg.	Net	Sacks	Gross	Att./	Cmp./	Int.	Avg.	Yards	Lost	Pts.	TD	Rn	Ps	Rt	Sfty	PAT	2PT	Fgs	T.O.P.										
1	9/12	vs. DEN	[W]	18	9	6	3	3-10	299	56	5.3	134	34	3.9	165	1-5	170	21/	16/	0	4-41.3	5-47	0-0	24	3	0	3	0	0	3/3	-	1/1	29:30									
2	9/19	at SD	[L]	20	6	14	0	6-12	350	68	5.1	71	24	3.0	279	2-14	293	42/	26/	4	0-0.0	5-33	2-2	13	1	0	1	0	0	1/1	-	2/2	30:24									
3	9/26	vs. PHI	[L]	16	9	6	1	5-17	191	69	2.8	139	32	4.3	52	7-53	105	30/	13/	1	8-48.0	4-67	1-0	3	0	0	0	0	0/0	-	1/1	32:53										
4	10/3	vs. IND	[W]	20	10	9	1	9-13	337	57	5.9	174	35	5.0	163	0-0	163	22/	17/	0	4-42.5	7-45	0-0	31	4	2	2	0	0	4/4	-	1/1	29:46									
5	10/10	at BUF	[W]	21	10	11	0	4-11	381	62	6.1	216	40	5.4	165	2-13	178	20/	16/	1	0-0.0	5-38	3-2	36	3	0	3	0	3/3	-	5/5	34:21										
6	10/18	vs. TEN	[L]	17	7	8	2	3-13	249	63	4.0	76	25	3.0	173	2-16	189	36/	21/	3	3-37.3	7-55	1-1	3	0	0	0	0	0/0	-	1/1	27:15										
7	10/24	at KC	[L]	19	4	12	3	3-10	300	58	5.2	84	23	3.7	216	1-6	222	34/	18/	2	3-38.3	6-43	2-1	20	2	0	2	0	2/2	-	2/2	26:00										
8	10/31	at DAL	[W]	20	6	14	0	6-12	387	58	6.7	149	34	4.4	238	3-22	260	21/	17/	0	5-48.4	6-36	1-1	35	5	1	4	0	5/5	-	0/0	32:35										
10	11/14	vs. HOU	[W]	29	12	15	2	4-11	491	69	7.1	165	36	4.6	326	2-16	342	31/	24/	0	3-43.7	8-62	1-0	31	4	2	2	0	4/4	-	1/3	35:23										
11	11/21	vs. CLE	[W]	24	11	11	2	4-11	371	67	5.5	145	28	5.2	226	4-28	254	35/	20/	4	2-33.5	2-10	2-2	24	3	1	2	0	3/3	-	1/1	31:28										
12	11/28	at NYG	[L]	26	15	9	2	10-16	328	73	4.5	207	34	6.1	121	4-41	162	35/	20/	1	3-43.3	3-20	3-1	20	2	2	0	0	2/2	-	2/2	35:27										
13	12/5	at TEN	[W]	23	16	7	0	6-15	377	73	5.2	258	53	4.9	119	1-7	126	19/	14/	0	2-43.0	4-31	1-0	17	2	2	0	0	2/2	-	1/3	39:54										
14	12/12	vs. OAK	[W]	19	10	8	1	5-12	385	58	6.6	234	34	6.9	151	2-8	159	22/	11/	1	5-41.4	6-52	0-0	38	5	2	3	0	5/5	-	1/1	29:55										
15	12/19	at IND	[L]	20	4	14	2	5-13	356	61	5.8	67	22	3.0	289	1-5	294	38/	24/	1	4-48.0	6-55	3-1	24	3	0	2	1	0	3/3	-	1/1	30:22									
16	12/26	vs. WAS	[L]	15	4	11	0	7-17	336	65	5.2	78	23	3.4	258	4-41	299	38/	22/	2	7-45.4	7-66	2-0	17	2	1	1	0	2/2	-	1/2	32:54										
17	1/2	at HOU	[L]	23	15	6	2	1-10	322	62	5.2	198	35	5.7	124	2-16	140	25/	12/	1	4-44.3	2-15	1-1	17	2	1	1	0	2/2	-	1/2	30:48										
Totals			8-8	330	148	161	21	81-203	5,460	1,019	5.4	2,395	512	4.7	3,065	38-291	3,356	469/	291/	21	57-43.8	83-675	23-12	353	41	14	26	1	0	41/41	-	22/28	31:43									

JACKSONVILLE JAGUARS 2010 DEFENSE GAME-BY-GAME

Wk.	Date	Opp	FIRST DOWNS					3 RD					TOT. OFFENSE					RUSHING					PASSING					PUNTS					PEN.					FUM. Tot. Tot.				
			Tot	Run	Pass	Pen	DOWN	Yards	Plays	Avg.	Yards	Att.	Avg.	Net	Sacks	Gross	Att./	Cmp./	Int.	Avg.	Yards	Lost	Pts.	TD	Rn	Ps	Rt	Sfty	PAT	2PT	Fgs	T.O.P.										
1	9/12	vs. DEN	[W]	21	6	14	1	3-10	363	61	6.0	89	25	3.6	274	3-21	295	33/	21/	1	4-43.0	7-70	1-1	17	2	1	1	0	0	2/2	-	1/1	30:30									
2	9/19	at SD	[L]	25	7	17	1	4-8	477	60	8.0	151	30	5.0	326	1-8	334	29/	22/	2	2-17.0	4-25	1-1	38	5	2	3	0	0	5/5	-	1/1	29:36									
3	9/26	vs. PHI	[L]	15	4	10	1	5-13	373	55	6.8	106	21	5.0	267	3-24	291	31/	17/	0	7-45.1	7-84	0-0	28	4	1	3	0	0	4/4	-	0/0	27:07									
4	10/3	vs. IND	[W]	28	5	23	0	7-10	406	66	6.2	58	19	3.1	348	1-4	352	46/	33/	1	2-55.0	3-35	2-1	28	4	2	2	0	0	4/4	-	0/0	30:14									
5	10/10	at BUF	[W]	17	5	10	2	3-11	306	54	5.7	110	21	5.2	196	3-24	220	30/	20/	0	4-48.5	5-35	2-0	26	3	0	3	0	2/2	0/1	2/2	25:39										
6	10/18	vs. TEN	[L]	20	8	10	2	8-14	324	60	5.4	153	39	3.9	171	0-0	171	21/	14/	0	2-49.0	8-57	1-0	30	3	1	2	0	0	3/3	-	3/3	32:45									
7	10/24	at KC	[L]	25	13	10	2	6-11	426	61	7.0	236	42	5.6	190	1-3	193	18/	13/	0	3-45.3	7-92	0-0	42	6	3	2	1	0	6/6	-	0/0	34:00									
8	10/31	at DAL	[W]	25	5	16	4	6-13	415	73	5.7	50	22	2.3	365	2-14	379	49/	34/	4	3-44.7	3-20	1-0	17	2	1	1	0	2/2	-	1/1	27:25										
9	11/14	vs. HOU	[W]	20	6	13	1	4-10	395	53	7.5	81	21	3.9	314	0-0	314	32/	22/	0	4-37.5	8-49	2-1	24	3	1	2	0	0	3/3	-	1/1	24:37									
10	11/21	vs. CLE	[W]	15	4	10	1	7-16	283	60	4.7	88	26	3.4	195	6-46	241	28/	17/	1	5-44.0	5-45	1-0	20	2	0	1	1	0	2/2	-	2/4	28:32									
11	11/28	at NYG	[L]	17	6	11	0	3-10	361	50	7.2	135	26	5.2	226	0-0	226	24/	14/	0	3-49.7	4-25	0-0	24	2	0	2	0	2/2	1/1	3/3	24:33										
12	12/5	at TEN	[W]	11	3	18	1	2-11	220	47	4.7	57	14	4.1	163	1-6	169	32/	14/	2	2-36.0	4-30	0-0	6	0	0	0	0	0/0	-	2/2	20:06										
13	12/12	vs. OAK	[W]	21	3	16	2	6-13	476	61	7.8	153	25	6.1	323	3-21	344	33/	22/	1	5-42.0	4-25	1-1	31	4	2	2	0	0	4/4	-	1/1	30:05									
14	12/19	at IND	[L]	19	7	12	0	5-13	376	64	5.9	155	24	6.5	221	1-8	229	39/	29/	0	6-39.2	6-68	0-0	34	4	1	2	1	0	4/4	-	2/2	29:38									
15	12/26	vs. WAS	[L]	15	5	8	2	4-15	251	64	3.9	79	24	3.3	172	1-10	182	39/	19/	1	9-40.9	5-40	0-0	20	2	1	1	0	2/2	-	2/2	29:53										
16	1/2	at HOU	[L]	22	12	9	1	5-11	497	59	8.4	244	37	6.6	253	0-0	253	22/	18/	0	3-38.7	5-48	0-0	34	4	3	1	0	4/4	-	2/2	29:12										
Totals			8-8	316	98	197	21	78-189	5,949	948	6.3	1,945	416	4.7	4,004	26-189	4,193	506/	329/	13	64-42.4	85-748	12-5	419	50	19	28	3	0	48/48	1/2	23/25	28:17									

JACKSONVILLE JAGUARS 2011 OFFENSE GAME-BY-GAME

Wk.	Date	Opp	FIRST DOWNS			3 RD	TOT. OFFENSE			RUSHING			PASSING			PUNTS			PEN.			FUM. Tot.											
			Tot	Run	Pass		Pen	Down	Yards	Plays	Avg.	Yards	Att.	Avg.	Gross	Att./	Cmp./	Int.	Avg.	Yards	Lost	Pts.	TD	Rn	Ps	Rt	Sfty	PAT	2PT	Fgs	T.O.P.		
1	9/11	vs. TEN	[W]	20	10	9	1	9/18	323	73	4.4	163	47	3.5	160	2-15	175	24/	17/	0	5-43.6	5-39	2-1	16	1	1	0	0	0	1/1	-	3/3	39:38
2	9/18	at NYJ	[L]	11	5	6	0	3/12	203	54	3.8	112	27	4.1	91	2-20	111	25/	11/	4	5-40.6	4-50	0-0	3	0	0	0	0	0	0/0	-	1/1	26:37
3	9/25	at CAR	[L]	13	7	4	2	3/14	257	57	4.5	128	34	3.8	129	2-10	139	21/	12/	1	6-39	8-60	5-0	10	1	0	1	0	0	1/1	-	1/1	30:26
4	10/2	vs. NO	[L]	15	4	7	4	4/15	274	62	4.4	104	17	6.1	170	3-26	196	42/	16/	1	4-38.3	2-15	1-0	10	1	0	1	0	0	1/1	-	1/1	22:55
5	10/9	vs. CIN	[L]	12	5	7	0	6/16	296	58	5.1	96	27	3.6	200	3-21	221	28/	15/	0	7-37.7	2-15	4-2	20	2	1	1	0	0	2/2	-	2/2	27:27
6	10/16	at PITT	[L]	16	6	7	3	4/15	209	61	3.4	133	30	4.4	76	5-33	109	26/	12/	0	7-42.3	4-22	0-0	13	1	0	1	0	0	1/1	-	2/2	28:47
7	10/24	vs. BAL	[W]	13	6	5	2	2/16	205	66	3.1	132	42	3.1	73	4-20	93	20/	9/	0	7-40.9	6-90	4-1	12	0	0	0	0	0	0/0	-	4/4	36:15
8	10/30	at HOU	[L]	13	5	8	0	5/14	174	58	3.0	84	25	3.4	90	1-7	97	32/	10/	2	8-46.8	5-39	1-0	14	2	1	1	0	0	2/2	-	0/0	24:41
9	11/13	at IND	[W]	18	9	8	1	6/15	251	64	3.9	141	41	3.4	110	2-8	118	21/	14/	1	6-38.7	5-55	0-0	17	2	1	1	0	0	2/2	-	1/2	35:21
10	11/20	at CLE	[L]	23	10	9	4	7/15	303	71	4.3	108	29	3.7	195	1-15	210	41/	22/	0	5-40.6	9-81	1-0	10	1	1	0	0	0	1/1	-	1/1	30:53
11	11/27	vs. HOU	[L]	14	4	7	3	5/19	255	71	3.6	105	24	4.4	150	7-48	198	40/	20/	1	9-42.2	4-30	1-0	13	1	0	0	1	0	1/1	-	2/3	31:39
12	12/5	vs. SD	[L]	17	6	11	0	9/16	306	66	4.6	129	31	4.2	177	2-18	195	33/	19/	1	5-43.4	3-26	2-0	14	2	0	2	0	0	2/2	-	0/0	31:43
13	12/11	vs. TB	[W]	21	7	10	4	5/15	325	67	4.9	116	33	3.5	209	1-8	217	33/	19/	2	7-41.4	8-80	2-0	41	6	2	2	2	0	5/5	0/1	0/0	32:49
14	12/11	vs. TB	[L]	12	4	8	0	3/10	207	46	4.5	116	19	6.1	91	5-50	141	22/	12/	1	7-43.4	5-40	3-3	14	2	0	1	1	0	2/2	-	0/0	21:29
15	12/15	at ATL	[L]	12	4	8	0	3/10	207	46	4.5	116	19	6.1	91	5-50	141	22/	12/	1	7-43.4	5-40	3-3	14	2	0	1	1	0	2/2	-	0/0	21:29
16	12/24	at TEN	[L]	18	6	12	0	5/18	300	71	4.2	113	28	4.0	187	1-11	198	42/	21/	1	9-45.1	6-28	0-0	17	2	2	0	0	0	2/2	-	1/1	29:01
17	1/1	vs. IND	[W]	15	9	4	2	5/13	261	57	4.6	190	35	5.4	71	3-21	92	19/	11/	0	2-43.5	1-10	1-1	19	1	0	1	0	0	1/1	-	4/4	30:48
Totals			5-11	251	103	122	26	81/241	4,149	1,002	4.1	1,970	489	4.0	2,179	44-331	2,510	469/	240/	15	99-41.9	77-680	27-8	283	25	9	12	4	0	24/24	0/1	23/25	30:02

JACKSONVILLE JAGUARS 2011 DEFENSE GAME-BY-GAME

Wk.	Date	Opp	FIRST DOWNS			3 RD	TOT. OFFENSE			RUSHING			PASSING			PUNTS			PEN.			FUM. Tot.											
			Tot	Run	Pass		Pen	Down	Yards	Plays	Avg.	Yards	Att.	Avg.	Gross	Att./	Cmp./	Int.	Avg.	Yards	Lost	Pts.	TD	Rn	Ps	Rt	Sfty	PAT	2PT	Fgs	T.O.P.		
1	9/11	vs. TEN	[W]	13	1	11	1	4/11	292	49	6.0	43	13	3.3	249	2-14	263	34/	21/	1	7-41.6	7-60	1-0	14	2	0	2	0	0	2/2	-	0/1	20:22
2	9/18	at NYJ	[L]	15	5	8	2	3/12	283	57	5.0	101	32	3.2	182	1-0	182	24/	17/	2	5-38.8	7-60	0-0	32	3	1	2	0	1	3/3	-	3/3	33:23
3	9/25	at CAR	[L]	16	5	10	1	6/16	265	62	4.3	107	28	3.8	158	0-0	158	34/	18/	0	8-38.4	8-69	0-0	16	1	0	1	0	1	0/0	1/1	2/2	29:34
4	10/2	vs. NO	[L]	30	9	20	1	7/14	503	81	6.2	177	34	5.2	326	3-25	351	44/	31/	2	1-58.0	6-50	0-0	23	2	1	1	0	0	2/2	-	3/5	37:05
5	10/9	vs. CIN	[L]	13	2	11	0	8/19	239	66	3.6	77	31	2.5	162	2-17	179	33/	21/	1	7-47.7	4-33	1-0	30	4	1	2	1	0	3/4	-	1/1	32:33
6	10/16	at PITT	[L]	15	6	8	1	7/15	370	58	6.4	185	32	5.8	185	3-15	200	23/	12/	0	6-42.7	8-65	1-0	17	2	1	1	0	0	2/2	-	1/2	31:13
7	10/24	vs. BAL	[W]	11	1	8	2	2/12	146	53	2.8	34	12	2.8	112	3-25	137	38/	21/	1	9-52.2	10-85	2-1	7	1	0	1	0	0	1/1	-	0/1	23:45
8	10/30	at HOU	[L]	20	6	14	0	10/17	358	71	5.0	156	39	4.0	202	2-23	225	30/	16/	0	6-45.3	7-60	2-2	24	3	2	1	0	0	3/3	-	1/2	35:19
9	11/13	at IND	[W]	13	2	8	3	4/15	212	57	3.7	84	23	3.7	128	5-33	161	29/	20/	2	6-41.0	6-40	2-1	3	0	0	0	0	0	0/0	-	1/1	24:39
10	11/20	at CLE	[L]	20	6	10	4	4/10	334	54	6.2	148	28	5.3	186	2-13	199	24/	17/	1	3-36.0	9-70	0-0	14	2	1	1	0	0	2/2	-	0/1	29:07
11	11/27	vs. HOU	[L]	9	5	4	0	2/15	215	59	3.6	88	31	2.8	127	0-0	127	28/	18/	0	10-43.6	7-80	3-1	20	2	1	1	0	0	2/2	-	2/2	28:21
12	12/5	vs. SD	[L]	19	7	12	0	4/10	433	54	8.0	139	26	5.3	294	0-0	294	28/	22/	0	4-44.8	6-55	0-0	38	5	2	3	0	0	5/5	-	1/1	28:17
13	12/11	vs. TB	[W]	15	7	7	1	3/11	280	59	4.7	110	24	4.6	170	3-14	184	32/	17/	3	5-37.8	12-97	6-4	14	2	2	0	0	0	2/2	-	0/0	27:11
14	12/15	at ATL	[L]	20	6	13	1	6/15	373	68	5.5	97	35	2.8	276	1-4	280	32/	24/	0	5-40.8	4-31	0-0	41	5	1	3	1	0	5/5	-	2/2	38:31
15	12/24	at TEN	[L]	20	3	14	3	3/12	407	66	6.2	65	25	2.6	342	1-8	350	40/	24/	2	4-43.0	0-0	1-1	23	2	1	1	0	0	2/2	-	3/3	30:59
16	1/1	vs. IND	[W]	19	2	17	0	6/14	298	65	4.6	56	22	2.5	242	3-22	264	40/	27/	2	3-45.3	4-40	2-1	13	1	0	1	0	0	1/1	-	2/2	29:12
Totals			5-11	268	73	175	20	79/218	5,008	979	5.1	1,667	435	3.8	3,341	31-213	3,554	513/	326/	17	89-43.3	105-895	21-11	329	37	14	21	2	2	35/36	1/1	22/29	29:58

JACKSONVILLE JAGUARS 2012 OFFENSE GAME-BY-GAME

Wk.	Date	Opp	FIRST DOWNS			TOT. OFFENSE			RUSHING			PASSING			PUNTS			PEN.			FUM.			Tot.									
			Tot	Run	Pass	Pen	3 RD	Yards	Plays	Avg.	Yards	Att.	Avg.	Net	Sacks	Gross	Att./	Cmp./	Int.	Avg.	Yards	Loss	TD		Rn	Ps	Rt	Sfty	PAT	2PT	FGs	T.O.P.	
1	9/9	at MIN	22	7	12	3	9/18	355	75	4.7	113	34	3.3	242	2-18	260	39/	23/	0	4-53.5	4-25	3-1	23	2	0	2	0	0	0/1	1/1	3/3	37:49	
2	9/16	vs. HOU	9	3	4	2	0/9	117	38	3.1	65	14	4.6	52	3-24	76	21/	9/	0	9-51.3	8-71	1-1	7	1	0	1	0	0	1/1	-	0/0	16:43	
3	9/23	at IND	15	10	3	2	4/13	333	54	6.2	185	32	5.8	148	1-7	155	21/	10/	0	6-53.5	6-67	2-0	22	2	1	1	0	0	1/1	0/1	3/3	27:36	
4	9/30	vs. CIN	17	5	11	1	2/11	212	58	3.7	69	18	3.8	143	6-43	186	34/	23/	1	6-49.2	3-37	1-1	10	1	0	1	0	0	1/1	-	1/1	28:41	
5	10/7	vs. CHI	10	3	5	2	5/13	189	53	3.6	60	17	3.5	129	3-13	142	33/	17/	2	6-48.5	6-49	1-1	3	0	0	0	0	0/0	-	1/1	24:00		
7	10/21	at OAK	10	3	6	1	1/15	209	61	3.4	54	26	2.1	155	3-26	181	32/	17/	0	9-42.1	6-92	1-1	23	2	1	1	0	0	2/2	-	3/3	30:05	
8	10/28	at GB	18	1	14	3	5/16	341	71	4.8	62	20	3.1	279	2-24	303	49/	27/	0	6-33.8	7-77	3-1	15	1	0	1	0	0/0	0/1	3/3	30:48		
9	11/4	vs. DET	19	6	11	2	6/11	279	59	4.7	64	20	3.2	215	1-5	220	38/	27/	2	4-50.5	3-40	0-0	14	2	0	2	0	0/0	1/2	0/0	24:30		
10	11/8	vs. IND	20	2	14	4	1/10	337	63	5.3	37	12	3.1	300	4-30	330	47/	28/	2	5-47.2	10-115	1-1	10	1	0	1	0	0	1/1	-	1/2	24:14	
11	11/18	at HOU	17	4	12	1	4/14	458	66	6.9	86	29	3.0	372	2-6	378	35/	18/	0	5-48.4	6-54	1-1	37	4	0	4	0	0	4/4	-	3/3	31:19	
12	11/25	vs. TEN	19	8	9	2	7/14	321	60	5.4	100	27	3.7	221	7-40	261	26/	17/	1	5-47.0	5-30	0-0	24	3	1	2	0	0	3/3	-	1/1	29:23	
13	12/2	at BUF	21	4	10	7	1/10	236	63	3.7	50	18	2.8	186	3-6	202	42/	19/	1	5-41.6	8-74	3-1	18	2	1	1	0	0	1/1	1/1	1/1	24:51	
14	12/9	vs. NYJ	16	5	10	1	2/16	291	70	4.2	123	24	5.1	168	3-17	185	43/	21/	2	8-45.4	7-54	0-0	10	1	1	0	0	0/0	-	1/1	29:29		
15	12/16	at MIA	13	3	9	1	6/15	299	57	5.2	86	21	4.1	213	2-8	221	34/	18/	0	5-47.4	10-88	2-0	3	0	0	0	0	0/0	-	1/1	24:22		
16	12/23	vs. NE	22	7	13	2	4/15	436	75	5.8	93	23	4.0	343	1-5	348	51/	29/	3	4-56.3	5-47	0-0	16	1	0	1	0	0	1/1	-	3/4	32:35	
17	12/30	at TEN	21	5	14	2	7/16	375	71	5.3	122	23	5.3	253	7-45	298	41/	25/	3	5-46.4	7-35	1-0	20	3	0	2	1	0	2/2	0/1	0/0	32:21	
TOTALS			2-14	269	76	157	36	64/216	4,788	994	4.8	1,369	358	3.8	3,419	50-327	3,746	586/	328/	17	92-47.3	101-955	20-9	255	26	5	20	1	0	18/19	3/7	25/28	27:29

JACKSONVILLE JAGUARS 2012 DEFENSE GAME-BY-GAME

Wk.	Date	Opp	FIRST DOWNS			TOT. OFFENSE			RUSHING			PASSING			PUNTS			PEN.			FUM.			Tot.									
			Tot	Run	Pass	Pen	3 RD	Yards	Plays	Avg.	Yards	Att.	Avg.	Net	Sacks	Gross	Att./	Cmp./	Int.	Avg.	Yards	Loss	TD		Rn	Ps	Rt	Sfty	PAT	2PT	FGs	T.O.P.	
1	9/9	at MIN	20	6	14	0	2/10	389	58	6.7	123	29	4.2	266	2-4	270	27/	20/	0	5-48.5	5-47	1-1	26	2	2	0	0	2/2	-	4/4	27:45		
2	9/16	vs. HOU	28	16	11	1	8/17	411	83	5.0	216	48	4.5	195	0-0	195	35/	26/	0	6-49.8	10-64	1-0	27	3	3	0	0	3/3	-	2/2	43:17		
3	9/23	at IND	23	6	15	2	10/19	437	75	5.8	124	29	4.3	313	0-0	313	46/	22/	1	6-46.7	11-106	0-0	17	2	0	2	0	2/2	-	1/2	32:24		
4	9/30	vs. CIN	20	6	12	2	2/11	382	65	5.9	138	34	4.1	244	0-0	244	31/	20/	1	3-47.7	6-50	2-1	27	3	1	2	0	0	3/3	-	2/2	31:19	
5	10/7	vs. CHI	26	9	16	1	10/17	501	73	6.9	214	33	6.5	287	1-5	292	39/	23/	1	3-40.7	12-80	0-0	41	5	1	2	2	0	5/5	-	2/2	36:00	
7	10/21	at OAK	20	8	9	3	6/17	351	74	4.7	69	26	2.7	282	2-16	298	46/	26/	1	6-44.0	9-58	4-2	26	2	1	1	0	0	2/2	-	4/5	32:01	
8	10/28	at GB	20	5	9	6	5/13	238	64	3.7	66	26	2.5	172	2-14	186	36/	22/	0	5-45.0	5-33	1-1	24	3	0	2	1	0	3/3	-	1/2	29:12	
9	11/4	vs. DET	26	8	16	2	8/12	434	68	6.4	149	34	4.4	285	1-0	285	33/	22/	0	2-49.5	5-42	0-0	31	4	4	0	0	0	4/4	-	1/2	35:30	
10	11/8	vs. IND	24	11	10	3	3/11	359	65	5.5	138	37	3.7	221	2-6	227	26/	18/	1	3-45.0	6-40	1-1	27	3	2	0	1	0	3/3	-	2/2	35:46	
11	11/18	at HOU	39	10	26	3	4/11	653	92	7.1	149	35	4.3	504	2-23	527	55/	43/	2	3-37.0	2-20	2-1	43	5	0	5	0	0	4/4	-	3/5	41:40	
12	11/25	vs. TEN	20	3	15	2	6/15	360	70	5.1	110	29	3.8	250	1-11	261	40/	23/	2	4-50.3	6-42	1-0	19	1	0	1	0	0	1/1	-	4/5	30:37	
13	12/2	at BUF	17	11	4	2	4/13	270	62	4.4	166	42	4.0	104	0-0	112	17/	9/	1	4-44.5	9-100	1-1	34	4	2	2	0	0	4/4	-	2/2	35:09	
14	12/9	vs. NYJ	17	11	4	2	4/13	270	62	4.4	166	42	4.0	104	1-7	111	19/	12/	0	7-46.6	1-15	2-2	17	2	2	0	0	0	2/2	-	1/1	30:31	
15	12/16	at MIA	26	8	13	5	6/11	389	66	5.9	180	36	5.0	209	1-11	220	29/	22/	0	1-63.0	5-41	1-1	24	2	0	2	0	0	1/1	1/1	3/3	35:38	
16	12/23	vs. NE	23	6	15	2	4/12	349	71	4.9	103	27	3.8	246	3-21	267	41/	24/	2	5-47.8	4-39	0-0	23	2	0	2	0	0	2/2	-	3/3	27:25	
17	12/30	at TEN	12	6	4	2	6/14	221	51	4.3	79	34	2.3	142	2-10	152	15/	9/	0	5-40.8	5-43	0-0	38	5	1	0	4	0	5/5	-	1/1	27:39	
TOTALS			2-14	364	133	194	37	89/215	6,088	1,100	5.5	2,256	545	4.1	3,832	20-128	3,960	535/	341/	12	68-46.0	101-820	17-11	444	48	19	21	8	0	46/46	1/1	36/43	32:31

JACKSONVILLE JAGUARS 2014 OFFENSE GAME-BY-GAME

Wk.	Date	Opp	FIRST DOWNS			3 RD	TOT. OFFENSE			RUSHING			PASSING			PUNTS			PEN.	Yards	FUM.	Tot. Tot.											
			Tot	Run	Pass		Pen	Yards	Plays	Avg.	Yards	Att.	Avg.	Net	Sacks	Gross	Att./	Cmp./				Int.	Avg.	Yards	Lost	Pts.	TD	Rn	Ps	Rt	Sfty	PAT	ZPT
1	9/7	at PHI	[L]	18	2	14	2	2/14	306	71	4.3	64	25	2.6	242	3-24	266	43	24	0	8-46.5	7-55	1-1	17	2	0	2	0	0	2/2	0/0	1/3	29:14
2	9/14	at WAS	[L]	8	2	4	2	3/13	148	48	3.1	25	10	2.5	123	10-70	193	28	14	1	8-47.9	6-44	0-0	10	1	0	1	0	0	1/1	0/0	1/1	20:59
3	9/21	vs. IND	[L]	18	6	10	2	4/10	344	55	6.3	105	20	5.3	239	4-17	256	18	31	2	5-46.4	2-15	1-1	17	2	0	2	0	0	2/2	0/0	1/1	22:57
4	9/28	at S.D.	[L]	21	7	12	2	9/14	319	65	4.9	85	25	3.4	234	3-19	253	37	29	2	2-56.0	3-32	1-1	14	2	1	1	0	0	2/2	0/0	0/0	30:34
5	10/5	vs. PIT	[L]	12	4	8	0	3/12	243	68	4.7	56	15	3.7	187	1-4	191	36	22	2	5-45.0	4-34	3-0	9	0	0	0	0	0	0/0	0/0	3/3	24:43
6	10/12	at TEN	[L]	27	8	17	2	8/15	379	75	5.1	82	23	3.6	297	6-39	336	46	32	1	6-47.7	6-35	1-1	14	2	1	1	0	0	2/2	0.0	0/0	31:07
7	10/19	vs. CLE	[W]	20	10	8	2	5/16	336	68	4.9	185	35	5.3	151	2-8	159	31	17	3	8-43.1	3-25	0-0	24	3	2	1	0	0	3/3	0/0	1/1	31:33
8	10/26	vs. MIA	[L]	19	6	11	2	6/15	377	68	5.5	176	30	5.9	201	4-20	221	34	18	2	4-46.8	6-37	1-1	13	1	0	1	0	0	1/1	0/0	2/3	32:23
9	11/2	at CIN	[L]	19	4	14	1	4/12	365	60	6.1	132	25	5.3	233	2-14	247	33	22	1	7-35.7	3-35	0-0	23	3	1	2	0	0	2/2	0/1	1/1	27:16
10	11/9	vs. DAL	[L]	20	5	11	4	4/14	333	65	5.1	71	24	3	262	4-28	290	37	22	1	6-47.2	2-14	3-2	17	2	2	0	0	1	2/2	1/1	0/0	28:28
12	11/23	at IND	[L]	11	6	5	0	3/12	194	54	3.6	80	23	3.5	114	4-32	146	27	15	1	7-49.4	6-43	2-1	3	0	0	0	0	0	0/0	0/0	1/1	25:55
13	11/30	vs. NYG	[W]	18	6	10	2	3/12	258	64	4	118	22	5.4	140	7-54	194	35	21	0	7-52.4	7-49	0-0	25	3	0	1	2	0	1/1	0/2	2/2	25:21
14	12/7	vs. HOU	[L]	17	4	10	3	5/15	262	66	4	74	22	3.4	188	4-17	188	40	20	1	4-48.3	6-40	0-0	13	1	0	1	0	0	1/1	0/0	2/2	27:31
15	12/14	at BAL	[L]	13	4	9	0	5/18	248	69	3.6	82	23	3.6	166	8-63	229	38	22	1	6-44.5	5-60	0-0	12	0	0	0	0	0	0/0	0/0	4/5	31:42
16	12/18	vs. TEN	[W]	17	7	7	3	5/13	288	56	5.1	177	25	7.1	111	4-13	124	27	14	0	7-45.9	3-25	1-0	21	3	2	1	0	0	3/3	0/0	0/0	25:08
17	12/28	at HOU	[L]	13	5	4	4	0/11	233	53	4.4	121	14	8.6	112	5-28	140	34	15	0	6-49.3	4-25	1-0	17	2	0	1	1	0	2/2	0/0	1/2	20:12
TOTALS:				271	86	154	31	69/216	4,634	988	4.7	1,633	360	4.5	3,001	71/450	3,451	557	325	18	96-46.5	73-573	15-8	249	27	9	15	3	1	23/23	1/4	20/26	27:11

JACKSONVILLE JAGUARS 2014 DEFENSE GAME-BY-GAME

Wk.	Date	Opp	FIRST DOWNS			3 RD	TOT. OFFENSE			RUSHING			PASSING			PUNTS			PEN.	Yards	FUM.	Tot. Tot.											
			Tot	Run	Pass		Pen	Yards	Plays	Avg.	Yards	Att.	Avg.	Net	Sacks	Gross	Att./	Cmp./				Int.	Avg.	Yards	Lost	Pts.	TD	Rn	Ps	Rt	Sfty	PAT	ZPT
1	9/7	at PHI	[L]	24	7	14	3	8/19	420	82	5.1	145	32	4.5	275	5-47	322	45	27	1	6-38.3	6-50	3-2	34	4	1	2	1	0	4/4	0/0	2/2	30:46
2	9/14	at WAS	[L]	32	12	16	4	6/14	449	81	5.5	191	42	4.5	258	3-30	288	36	24	0	4-49.8	11-98	0-0	41	5	3	2	0	0	5/5	0/0	2/2	39:01
3	9/21	vs. IND	[L]	27	5	22	0	8/14	529	74	7.1	144	29	5	385	2-5	390	43	33	0	5-46.4	8-46	0-0	44	5	0	4	1	0	5/5	0/0	3/3	37:03
4	9/28	at S.D.	[L]	19	2	16	1	9/16	407	61	6.7	42	20	2.1	365	2-12	377	39	29	0	3-42.0	7-57	1-0	33	3	0	3	0	0	3/3	0/0	4/4	29:26
5	10/5	vs. PIT	[L]	20	5	15	0	8/16	372	68	5.5	111	28	4	261	4-12	273	36	26	0	5-45.4	7-50	1-1	17	2	0	1	1	0	2/2	0/0	1/1	35:17
6	10/12	at TEN	[L]	14	3	9	2	3/11	290	55	5.3	70	24	2.9	220	3-13	233	28	17	0	5-49.8	5-48	1-0	16	1	1	0	0	1/1	0/0	3/3	28:53	
7	10/19	vs. CLE	[W]	13	2	11	0	4/17	266	74	3.6	69	30	2.3	197	3-18	215	41	16	1	7-50.4	8-50	2-2	6	0	0	0	0	0/0	0/0	2/2	28:27	
8	10/26	vs. MIA	[L]	17	7	8	2	5/12	326	56	5.8	148	24	6.2	178	3-18	196	29	16	1	5-51.0	7-52	0-0	27	3	0	1	2	0	3/3	0/0	2/2	27:37
9	11/2	at CIN	[L]	23	11	12	0	6/13	423	67	6.3	191	34	5.6	232	2-1	233	31	19	2	5-50.4	6-40	1-0	33	4	2	2	0	1	4/4	0/0	1/1	32:44
10	11/9	vs. DAL	[L]	16	6	10	0	4/13	399	59	6.8	151	30	5.0	248	1-6	254	28	21	0	5-46.8	9-65	1-1	31	4	1	3	0	0	4/4	0/0	1/2	31:32
12	11/23	at IND	[L]	24	12	9	3	9/17	389	72	5.4	175	35	5.0	214	5-39	253	32	21	0	3-48.7	6-54	6-3	23	2	1	1	0	0	2/2	0/0	3/3	34:05
13	11/30	vs. NYG	[W]	22	8	14	0	7/15	329	73	4.5	116	35	3.3	213	4-34	247	34	24	0	5-51.8	6-40	3-3	24	3	2	1	0	0	3/3	0/0	1/2	34:39
14	12/7	vs. HOU	[L]	19	9	7	3	3/14	304	63	4.8	173	42	4.1	131	2-4	135	19	13	0	5-47.6	7-64	1-0	27	3	3	0	0	3/3	0/0	2/2	32:29	
15	12/14	at BAL	[L]	17	3	11	3	4/12	314	56	5.6	93	26	3.6	221	0-0	221	30	20	0	4-50.8	9-70	1-1	20	2	0	1	1	0	2-2	0/0	2/4	28:18
16	12/18	vs. TEN	[W]	19	6	13	0	7/15	357	67	5.3	95	28	3.4	262	4-25	287	35	24	0	5-40.6	7-47	0-0	13	1	0	1	0	0	1/1	0/0	2/2	34:52
17	12/28	at HOU	[L]	24	9	13	2	10/18	358	77	4.6	123	39	3.2	235	3-15	250	35	25	1	6-46.3	6-55	1-1	23	3	1	2	0	1	3/3	0/0	0/0	39:48
TOTALS:				330	107	200	23	101/236	5,932	1,085	5.5	2,033	499	4.1	3,899	45/275	4,174	541	355	6	75-47.5	115/886	22-14	412	45	15	24	6	2	45/45	0/0	31/33	32:49

JACKSONVILLE JAGUARS 2015 OFFENSE GAME-BY-GAME

Wk.	Date	Opp	FIRST DOWNS			3 RD	TOT. OFFENSE			RUSHING			PASSING			PUNTS			PEN.			FUM.		Tot. Tot.		T.O.P.							
			Tot	Run	Pass		Pen	Down	Yards	Plays	Avg.	Yards	Att.	Avg.	Net	Sacks	Gross	Att./	Cmp./	Int.	Avg.	Yards	Loss	Pts.	TD		Rn	Ps	Rt	Sfty	PAT	2PT	FGs
1	9/13	vs. CAR	[L]	18	6	12	0	3/12	265	66	4.0	96	21	4.6	169	5-14	183	40	22	2	46.2	25	1	9	1	0	1	0	0	0/1	0/0	1/2	25:54
2	9/20	vs. MIA	[W]	19	4	11	4	5/14	396	66	6.0	123	33	3.7	273	0-0	273	33	18	0	45.3	93	0	23	2	0	2	0	2/2	0/0	3/3	30:08	
3	9/28	at N.E.	[L]	15	2	12	1	6/12	293	55	5.3	57	20	2.9	236	2-6	242	33	17	1	48.8	114	0	17	2	0	2	0	2/2	0/0	1/1	25:20	
4	10/4	at IND	[L]	21	5	15	1	7/18	431	79	5.5	142	28	5.1	289	1-9	298	50	28	0	38.4	92	0	13	1	0	1	0	1/1	0/0	2/4	36:10	
5	10/11	at T.B.	[L]	21	3	15	3	2/8	325	56	5.8	55	17	3.2	270	6-33	303	33	23	1	55.3	12	1	31	4	0	4	0	4/4	0/0	1/1	25:19	
6	10/18	vs. HOU	[L]	26	4	18	4	5/15	394	77	5.1	83	21	4.0	311	3-20	331	53	30	3	46.8	64	0	20	3	0	3	0	2/3	0/0	0/0	29:58	
7	10/25	vs. BUF	[W]	17	6	9	2	5/14	295	63	4.7	120	32	3.8	175	2-7	182	29	13	1	44.8	66	0	34	5	1	2	0	4/5	0/0	0/0	28:38	
9	11/8	at NYJ	[L]	19	3	16	0	7/16	436	65	6.7	98	19	5.2	338	6-43	381	40	24	2	40.6	30	2	23	2	0	2	0	2/2	0/0	3/3	29:16	
10	11/15	at BAL	[W]	22	6	10	6	4/16	258	70	3.7	90	22	4.1	168	3-20	188	45	22	1	52.0	30	0	22	2	0	2	0	1/1	0/1	3/4	30:32	
11	11/19	vs. TEN	[W]	18	3	13	2	4/13	308	58	5.3	90	23	3.9	218	4-24	242	31	21	1	48.0	88	1	19	1	0	1	0	1/1	0/0	4/4	28:25	
12	11/29	vs. S.D.	[L]	20	4	15	1	5/15	420	70	6.0	102	19	5.4	318	2-11	329	49	30	1	41.3	35	0	25	2	0	2	0	1/2	0/0	4/4	28:36	
13	12/6	at TEN	[L]	20	3	17	3	10/14	383	59	6.5	81	21	3.9	302	2-20	322	36	24	0	53.3	21	1	39	6	1	5	0	3/5	0/1	0/0	26:26	
14	12/13	vs. IND	[W]	24	9	12	3	2/9	380	62	6.1	154	29	5.3	226	3-24	250	30	16	0	45.6	40	2	51	7	2	3	1	0	6/7	0/0	1/1	29:12
15	12/20	vs. ATL	[L]	21	6	14	1	0/8	357	60	6.0	72	20	3.6	285	2-12	297	38	23	1	42.3	62	0	17	2	1	1	0	2/2	0/0	1/1	25:27	
16	12/27	at N.O.	[L]	21	4	17	0	6/9	412	52	7.9	65	15	4.3	347	2-21	368	35	27	2	50.0	55	0	27	4	0	4	0	1/1	1/3	0/0	22:07	
17	1/3	at HOU	[L]	11	1	9	1	1/12	215	54	4.0	32	14	2.3	183	8-56	239	32	17	2	5-50.2	7-53	3-2	6	0	0	0	0/0	0/0	2/2	24:23		
TOTALS:				313	69	215	29	72/205	5581	1012	5.5	1473	354	4.16	4108	51-320	4428	607	355	18	80-46.3	105-880	25-10	376	44	5	35	4	0	32/39	1/5	26/30	27:34

JACKSONVILLE JAGUARS 2015 DEFENSE GAME-BY-GAME

Wk.	Date	Opp	FIRST DOWNS			3 RD	TOT. OFFENSE			RUSHING			PASSING			PUNTS			PEN.			FUM.		Tot. Tot.		T.O.P.							
			Tot	Run	Pass		Pen	Down	Yards	Plays	Avg.	Yards	Att.	Avg.	Net	Sacks	Gross	Att./	Cmp./	Int.	Avg.	Yards	Loss	Pts.	TD		Rn	Ps	Rt	Sfty	PAT	2PT	FGs
1	9/13	vs. CAR	[L]	17	6	10	1	8/17	263	68	3.9	105	35	3.0	158	2-17	175	31	18	1	44.8	22	0-0	20	2	0	1	1	0	2/2	0/0	2/4	34:06
2	9/20	vs. MIA	[W]	17	0	15	2	5/15	386	62	6.2	42	16	2.6	344	2-15	359	44	30	0	48.2	112	1-0	20	2	0	2	0	2/2	0/0	2/3	29:52	
3	9/28	at N.E.	[L]	35	12	19	4	11/14	471	76	6.2	125	32	3.9	346	2-12	358	42	33	0	0.0	30	0-0	51	6	4	2	0	6/6	0/0	3/3	34:40	
4	10/4	at IND	[L]	22	3	14	5	7/15	326	74	4.4	60	24	2.5	266	3-16	282	47	30	0	47.8	45	3-2	16	1	0	1	0	1/1	0/0	3/3	34:14	
5	10/11	at T.B.	[L]	20	8	11	1	5/11	369	61	6.0	183	40	4.6	186	2-23	209	19	13	0	33.7	72	0-0	38	4	2	1	1	0	3/3	1/1	3/3	34:41
6	10/18	vs. HOU	[L]	24	6	15	3	7/14	382	68	5.6	95	31	3.1	287	1-6	293	36	24	0	38.8	69	1-0	31	4	0	3	1	0	4/4	0/0	1/1	30:02
7	10/25	vs. BUF	[W]	26	10	13	3	3/12	375	74	5.1	115	28	4.1	260	4-38	298	42	24	2	49.3	87	4-2	31	3	0	2	1	0	2/2	1/1	3/3	31:22
9	11/8	at NYJ	[L]	14	2	12	0	5/15	290	64	4.5	29	28	1.0	261	2-11	272	34	21	0	39.0	41	1-0	28	4	2	2	0	4/4	0/0	0/0	30:44	
10	11/15	at BAL	[W]	22	7	15	0	8/14	397	67	5.9	89	21	4.2	308	1-8	316	45	34	2	40.4	121	2-2	20	3	0	3	0	2/2	0/1	0/1	29:28	
11	11/19	vs. TEN	[W]	22	4	13	5	5/13	316	65	4.9	104	26	4.0	212	4-19	231	35	22	0	45.2	59	1-1	13	1	1	0	0	1/1	0/0	2/3	31:35	
12	11/29	vs. S.D.	[L]	24	4	19	1	6/14	369	71	5.2	79	26	3.0	290	2-10	300	43	29	0	41.2	70	0-0	31	4	0	4	0	4/4	0/0	1/1	31:24	
13	12/6	at TEN	[L]	26	9	13	4	8/13	467	68	6.9	210	35	6.0	257	4-11	268	29	20	1	44.3	38	1-1	42	6	2	3	1	0	6/6	0/0	0/0	33:34
14	12/13	vs. IND	[W]	17	7	9	1	4/16	322	69	4.7	95	23	4.1	227	3-33	260	43	20	1	47.9	85	1-1	16	1	0	1	0	1/1	0/0	3/3	30:48	
15	12/20	vs. ATL	[L]	22	6	13	3	7/14	328	69	4.8	83	33	2.5	245	1-0	246	35	22	1	39.8	43	0-0	23	2	1	1	0	0/0	0/0	3/3	34:33	
16	12/27	at N.O.	[L]	29	9	18	2	8/13	537	72	7.5	135	35	3.9	402	1-10	412	36	25	0	49.5	40	0-0	38	5	2	3	0	5/5	0/0	1/3	37:53	
17	1/3	at HOU	[L]	25	9	13	3	8/17	402	74	5.4	160	31	5.2	242	2-7	249	41	25	1	4-47.5	9-55	1-1	30	3	1	1	0	3/3	0/0	3/4	35:37	
TOTALS:				362	102	222	38	105/227	6000	11-2	5.4	1709	464	3.7	4291	36-237	4528	602	390	9	72-43.9	114-989	16-9	448	51	15	29	7	0	48/48	2/3	30/38	32:26

JACKSONVILLE JAGUARS 2016 OFFENSE GAME-BY-GAME

Wk.	Date	Opp	FIRST DOWNS					3 RD	TOT. OFFENSE					RUSHING					PASSING					PUNTS			PEN.			FUM.			Tot. Pts.	TD	Rn	Ps	Rt	Sfty	PAT	2PT	FGs	T.O.P.
			Tot	Run	Pass	Pen	Down		Yards	Plays	Avg.	Yards	Att.	Avg.	Net	Sacks	Gross	Att./	Cmp./	Int.	Avg.	Yards	Lost	Yards	Yards	Yards	Yards	Yards	Yards	Yards	Yards	Yards										
1	9/11	vs. G.B.	[L]	20	4	14	2	4/15	348	68	5.1	48	26	1.8	300	3-24	320	39	24	1	62.5	9-79	1-0	23	2	1	1	0	0	2/2	0/0	3/3	31:23									
2	9/18	at S.D.	[L]	20	6	13	1	2/11	388	63	6.2	69	11	6.3	319	2-10	329	50	31	2	44.8	14-93	1-1	14	2	0	2	0	0	2/2	0/0	0/1	25:08									
3	9/25	vs. BAL	[L]	14	1	12	1	6/16	216	63	3.4	48	21	2.3	168	4-26	194	38	24	3	41.5	7-75	0-0	17	2	0	2	0	0	2/2	0/0	1/2	28:54									
4	10/2	vs. IND	[W]	23	7	11	5	3/11	331	65	5.1	136	29	4.7	195	3-12	207	33	19	0	53.8	11-145	1-0	30	3	1	2	0	0	3/3	0/0	3/3	27:21									
6	10/16	at CHI	[W]	20	3	12	5	2/10	317	55	5.8	54	20	2.7	263	2-8	271	33	20	1	55	5-50	2-1	17	2	1	1	0	0	2/2	0/0	1/1	24:13									
7	10/23	vs. OAK	[L]	19	4	11	4	4/13	344	60	5.7	105	16	6.6	239	1-7	246	43	23	2	47.8	13-122	2-1	16	1	0	1	0	0	1/1	0/0	3/3	26:33									
8	10/27	at TEN	[L]	27	3	22	2	6/13	370	67	5.5	48	11	4.4	322	2-15	337	54	33	0	45.8	7-75	2-1	22	3	0	3	0	0	3/3	1/1	0/0	25:35									
9	11/6	at K.C.	[L]	25	6	17	2	5/13	449	75	6	205	32	6.4	244	2-8	252	44	22	1	41.8	5-46	3-3	14	2	0	2	0	0	2/2	0/0	0/1	29:39									
10	11/13	vs. HOU	[L]	23	3	18	2	10/17	327	73	4.5	80	22	3.6	247	2-8	265	49	32	1	38.3	4-48	2-1	21	2	0	2	0	0	2/2	1/1	2/2	32:10									
11	11/20	at DET	[L]	16	1	13	2	4/14	285	62	4.6	83	27	3.1	202	0-0	202	35	22	2	40.8	4-25	2-1	19	2	0	2	0	0	1/2	0/0	2/2	32:55									
12	11/27	at BUF	[L]	20	11	8	1	8/15	301	65	4.6	183	37	4.9	118	2-8	126	26	13	0	45.5	6-60	2-0	21	3	1	2	0	0	3/3	0/0	0/0	33:55									
13	12/4	vs. DEN	[L]	19	7	10	2	6/18	333	81	4.1	154	38	4.1	179	1-2	181	42	19	2	46.1	6-65	1-1	10	1	1	0	0	0	1/1	0/0	1/1	34:34									
14	12/11	vs. MIN	[L]	18	3	11	4	7/16	315	65	4.8	85	24	3.5	230	4-27	257	37	23	0	40.8	14-114	0-0	16	1	0	1	0	0	1/1	0/0	3/5	29:04									
15	12/18	at HOU	[L]	9	3	4	2	3/13	150	50	3	67	20	3.4	83	2-9	92	28	12	1	52.5	12-91	0-0	20	2	1	0	1	0	2/2	0/0	2/2	23:18									
16	12/24	vs. TEN	[W]	25	6	16	3	4/12	415	69	6	84	28	3	331	2-14	345	39	27	0	47.7	4-45	2-1	38	4	1	2	1	0	2/4	0/0	4/4	32:31									
17	1/1	at IND	[L]	23	7	15	1	4/14	470	71	6.6	182	30	6.1	288	2-13	301	39	25	0	47	8-54	2-2	20	2	1	1	0	0	2/2	0/0	2/4	29:36									
TOTALS:			3-13	321	75	207	39	78/221	5359	1052	5.1	1631	392	4.2	3728	34-197	3925	629	369	16	46.6	129-1178	23-13	318	34	8	24	2	0	29/32	2/2	27/34	2909									

JACKSONVILLE JAGUARS 2016 DEFENSE GAME-BY-GAME

Wk.	Date	Opp	FIRST DOWNS					3 RD	TOT. OFFENSE					RUSHING					PASSING					PUNTS			PEN.			FUM.			Tot. Pts.	TD	Rn	Ps	Rt	Sfty	PAT	2PT	FGs	T.O.P.
			Tot	Run	Pass	Pen	Down		Yards	Plays	Avg.	Yards	Att.	Avg.	Net	Sacks	Gross	Att./	Cmp./	Int.	Avg.	Yards	Lost	Yards	Yards	Yards	Yards	Yards	Yards	Yards	Yards	Yards										
1	9/11	vs. G.B.	[L]	18	6	10	2	7/14	294	60	4.9	95	25	3.8	199	1-0	199	34	20	0	46	5-24	1-0	27	3	1	2	0	0	3/3	0/0	2/2	28:37									
2	9/18	at S.D.	[L]	25	10	10	5	7/13	357	63	5.7	150	35	4.3	207	3-13	220	25	17	0	43.3	3-23	1-1	38	5	1	4	0	0	5/5	0/0	1/1	34:52									
3	9/25	vs. BAL	[L]	18	3	11	4	5/13	283	64	4.4	84	22	3.8	199	2-15	214	40	29	2	48.6	8-58	2-1	19	1	1	0	0	1/1	0/0	4/4	31:06										
4	10/2	vs. IND	[W]	23	7	11	5	9/17	284	73	3.9	94	25	3.8	190	6-44	234	42	27	1	49.7	7-78	1-0	27	3	1	2	0	0	3/3	0/0	2/2	32:39									
6	10/16	at CHI	[W]	22	5	16	1	7/17	389	77	5.1	92	27	3.4	297	1-5	302	49	30	0	43.5	10-87	1-0	16	1	1	0	0	1/1	0/0	3/3	35:47										
7	10/23	vs. OAK	[L]	21	8	10	3	8/18	344	71	4.8	144	34	4.2	200	0-0	200	37	23	0	54.6	11-117	1-0	33	3	2	1	0	0	3/3	0/0	4/4	33:27									
8	10/27	at TEN	[L]	25	11	12	2	9/15	494	66	7.5	214	43	5	280	0-0	280	23	19	0	38.8	7-54	1-0	36	4	2	2	0	0	3/4	0/0	3/3	34:25									
9	11/6	at K.C.	[L]	10	4	6	0	1/14	231	57	4.1	62	22	2.8	169	2-18	187	33	20	0	50.4	8-75	0-0	19	1	0	1	0	0	1/1	0/0	4/4	30:21									
10	11/13	vs. HOU	[L]	16	9	6	1	7/15	273	61	4.5	181	33	5.5	92	1-7	99	27	14	0	46	4-89	0-0	24	3	0	2	1	0	3/3	0/0	1/3	27:50									
11	11/20	at DET	[L]	14	1	12	1	5/14	277	57	4.9	14	21	0.7	263	3-15	278	33	24	0	48.5	5-32	3-2	26	3	1	0	2	0	2/3	0/0	2/2	27:05									
12	11/27	at BUF	[L]	15	6	7	2	5/12	304	52	5.3	153	29	5.3	151	5-15	166	18	12	0	44	6-31	0-0	28	4	3	1	0	0	2/3	1/1	0/0	26:25									
13	12/4	vs. DEN	[L]	10	4	5	1	1/13	206	54	3.8	104	28	3.7	102	2-2	104	24	12	0	46	4-32	0-0	20	2	1	0	1	0	2/2	0/0	2/2	25:26									
14	12/11	vs. MIN	[L]	22	5	13	4	3/11	377	63	6	85	29	2.9	292	0-0	292	34	24	0	42	7-93	2-1	25	2	1	1	0	0	1/2	0/0	4/4	30:56									
15	12/18	at HOU	[L]	23	6	13	4	4/14	387	78	5	79	31	2.5	308	0-0	308	47	29	2	45.2	6-71	3-0	21	1	1	0	0	1/1	0/0	4/4	36:42										
16	12/24	vs. TEN	[W]	17	4	14	1	5/14	263	67	3.9	58	20	2.9	205	3-18	223	44	21	1	44.7	6-49	1-0	17	2	0	2	0	0	2/2	0/0	2/2	27:29									
17	1/1	at IND	[L]	24	4	18	2	2/10	384	67	5.7	94	22	4.3	290	4-31	321	41	24	1	40.6	4-35	1-1	24	3	1	2	0	0	3/3	0/0	1/2	30:24									
TOTALS:			3-13	303	93	174	38	83/224	5147	1050	5	1703	446	3.8	3444	33-183	3627	551	345	7	46	97-913	18-6	400	41	17	20	4	1	36/40	1/1	38/41	30:51									

JACKSONVILLE JAGUARS 2017 OFFENSE GAME-BY-GAME

Wk.	Date	Opp	FIRST DOWNS					3 RD	TOT. OFFENSE			RUSHING				PASSING			PUNTS			FUM.			T.O.P.											
			Tot	Run	Pass	Pen	Down		Yards	Plays	Avg.	Yards	Att.	Avg.	Net	Sacks	Gross	Att./	Cmp./	Int.	Avg.	Yards	Pen.	Lost		Pts.	TD	Rn	Ps	Rt	Sfty	PAT	2PT	FGs		
1	9/10	at HOU	W	19	7	8	4	3-12	280	60	4.7	155	39	4	125	21	11	0	36.5	10-89		1-0	29	3	1	1	1	0	2-3	0-0	3-4	30:05				
2	9/17	vs. TEN	L	20	6	13	1	6-13	310	61	5.1	99	25	4	211	2-12	223	34	20	2	49.2	10-99	2-1	16	2	1	1	0	1-1	0-1	1-1	29:14				
3	9/24	vs. BAL	W	24	7	13	4	3-12	410	68	6	166	35	4.7	244	0-0	244	33	20	0	50	9-70	0-0	44	5	1	4	0	5-5	0-0	3-3	34:03				
4	10/1	at NYJ	L	20	9	8	3	4-15	311	75	4.1	175	39	4.5	136	1-4	140	35	15	1	44.3	6-47	0-0	20	2	0	1	1	0	2-2	0-0	2-3	35:08			
5	10/8	at PIT	W	15	10	5	0	6-12	313	53	5.9	231	37	6.2	82	2-13	95	14	8	1	38	4-19	0-0	30	4	2	0	2	0	3-4	0-0	1-1	28:52			
6	10/15	vs. LAR	L	19	5	12	2	4-15	389	66	5.9	169	26	6.5	220	5-21	241	35	23	1	34.3	5-40	2-0	17	2	1	1	0	2-2	0-0	1-3	31:59				
7	10/22	at IND	W	23	6	14	3	8-14	518	65	8.0	188	37	5.1	330	1-0	330	27	18	0	53.5	4-34	3-2	27	3	2	1	0	3-3	0-0	2-2	32:47				
9	11/5	vs. CIN	W	26	7	15	4	12-18	408	78	4	149	40	3.7	259	0-0	259	38	24	0	37	5-50	1-1	23	2	0	1	1	0	2-2	0-0	3-3	40:14			
10	11/12	vs. LAC	W	20	3	14	3	5-18	398	81	4.9	135	27	5	263	3-10	273	51	28	2	47.9	9-106	0-0	20	2	1	1	0	1-2	1-1	2-2	31:47				
11	11/19	at CLE	W	15	7	8	0	6-20	284	76	3.7	139	44	3.2	145	2-9	154	30	17	0	39.3	6-40	5-1	19	2	0	1	1	0	1-1	0-1	2-3	36:55			
12	11/26	at ARI	L	19	4	11	4	1-12	219	58	3.8	91	22	4.1	128	3-32	160	33	19	1	49.5	5-45	3-2	24	3	2	0	1	0	3-3	0-0	1-1	25:21			
13	12/3	vs. IND	W	22	5	16	1	9-15	426	64	6.7	96	27	3.6	330	1-8	338	36	27	0	38	6-55	1-0	30	3	1	2	0	1-1	1-2	3-3	33:47				
14	12/10	vs. SEA																																		
15	12/18	vs HOU																																		
16	12/24	at S.F.																																		
17	12/31	at TEN																																		
TOTALS:			8-4	242	76	137	29	67-176	4266	805	5.3	1793	398	4.51	2473	20-109	2582	387	230	8	65/44.1	79/694	18-7	299	33	12	14	7	0	25-28	2-5	24-29	2-5	32-04		

JACKSONVILLE JAGUARS 2017 DEFENSE GAME-BY-GAME

Wk.	Date	Opp	FIRST DOWNS					3 RD	TOT. OFFENSE			RUSHING				PASSING			PUNTS			FUM.			T.O.P.												
			Tot	Run	Pass	Pen	Down		Yards	Plays	Avg.	Yards	Att.	Avg.	Net	Sacks	Gross	Att./	Cmp./	Int.	Avg.	Yards	Pen.	Lost		Pts.	TD	Rn	Ps	Rt	Sfty	PAT	2PT	FGs			
1	9/10	at HOU	W	23	4	11	8	5-12	203	69	2.9	93	23	4	110	10-54	164	36	19	1	41.8	9-94	3-3	7	1	0	1	0	0	1-1	0-0	0-0	29:55				
2	9/17	vs. TEN	L	21	12	9	0	6-13	390	64	6.1	179	36	5	211	1-4	215	27	15	1	41.7	7-70	0-0	37	4	3	1	0	0	4-4	0-0	3-3	30:46				
3	9/24	vs. BAL	W	12	6	4	2	3-11	186	54	3.4	134	25	5.4	52	2-12	64	27	14	2	41.3	10-88	1-1	7	1	0	1	0	0	1-1	0-0	0-0	25:57				
4	10/1	at NYJ	L	18	6	12	0	6-17	471	69	6.8	256	32	8	215	5-40	255	32	23	1	43.7	10-70	3-1	23	2	2	0	0	2-2	0-0	3-4	34:24					
5	10/8	at PIT	W	21	5	16	0	7-15	371	77	4.8	70	20	3.5	301	2-11	312	55	33	5	44.7	5-37	0-0	9	0	0	0	0	0-0	0-0	3-3	31:08					
6	10/15	vs. LAR	L	12	5	7	0	4-13	249	56	4.4	142	32	4.4	107	3-17	124	21	11	0	46	7-70	2-1	27	3	0	1	2	0	3-3	0-0	2-2	28:01				
7	10/22	at IND	W	15	5	10	0	5-15	232	67	3.5	96	20	4.8	136	10-64	200	37	22	0	44.9	5-55	2-0	0	0	0	0	0	0-0	0-0	0-0	27:13					
9	11/5	vs. CIN	W	8	2	5	1	1-8	148	37	4	29	17	1.7	119	2-17	136	18	10	0	35.4	8-78	0-0	7	1	1	0	0	1-1	0-0	0-0	19:46					
10	11/12	vs. LAC	W	16	6	9	1	3-15	322	67	4.8	87	30	2.9	235	0-0	235	37	21	1	48.5	7-77	2-1	17	2	0	2	0	2-2	0-0	1-1	31:47					
11	11/19	at CLE	W	11	2	9	0	3-13	184	55	3.7	50	18	2.8	134	5-45	179	32	16	2	47	0-0	5-3	7	1	0	1	0	1-1	0-0	0-0	23:05					
12	11/26	at ARI	L	20	5	12	3	7-17	344	70	4.9	108	31	3.5	236	1-5	241	38	22	1	45.7	10-98	2-1	27	2	0	2	0	1-1	1-1	4-4	34:39					
13	12/3	vs. IND	W	17	7	8	2	5-15	290	66	4.4	141	26	5.4	149	4-25	174	36	21	2	46.8	4-31	1-0	10	1	0	1	0	1-1	0-0	1-1	26:13					
14	12/10	vs. SEA																																			
15	12/18	vs HOU																																			
16	12/24	at S.F.																																			
17	12/31	at TEN																																			
TOTALS:			8-4	194	65	112	17	55-164	3390	751	4.5	1385	310	4.47	2005	45-294	2299	396	227	16	73-45.8	82-767	22-11	178	18	6	10	2	0	17-17	1-1	17-18	1-1	27-56			



JAGUARS RECORD BOOK

REGULAR SEASON WEEK 14 VS. SEATTLE SEAHAWKS

TEAM RECORDS

SCORING

MOST POINTS SCORED IN A GAME

vs. Indianapolis (W, 51-16, 12/13/15)	51
vs. Oakland (W, 49-11, 12/23/07)	49
vs. Cleveland (W, 48-0, 12/3/00)	48
at Baltimore (W, 45-19, 11/1/98)	45
vs. Baltimore (W, 44-7, 9/24/17)	44
vs. Arizona (W, 44-10, 12/10/00)	44
vs. Indianapolis (W, 44-17, 12/10/06)	44

MOST POINTS SCORED - FIRST QUARTER

vs. Philadelphia (W, 38-21, 10/12/97)	21
vs. Tennessee (W, 40-13, 1/1/06)	17
vs. Tennessee (W, 30-24, 11/2/97)	17
at Baltimore (L, 36-39, 9/10/00)	17
at New Orleans (L, 24-41, 11/4/07)	17

MOST POINTS SCORED - SECOND QUARTER

at Baltimore (W, 45-19, 11/1/98)	28
vs. Tampa Bay (W, 41-14, 12/11/11)	28
vs. Buffalo (W, 34-31, 10/25/15)	27
at Detroit (W, 38-14, 11/9/08)	21
vs. Pittsburgh (W, 21-3, 9/9/01)	21

MOST POINTS SCORED - FIRST HALF

at Baltimore (W, 45-19, 11/1/98)	42
vs. Tampa Bay (W, 41-14, 12/11/11)	28
vs. N.Y. Jets (W, 41-0, 10/8/06)	28
vs. Oakland (W, 49-11, 12/23/07)	28

MOST POINTS SCORED - THIRD QUARTER

vs. Cleveland (W, 48-0, 12/3/00)	21
vs. Tennessee (W, 37-7, 11/5/06)	17
at Pittsburgh (W, 34-24, 11/19/00)	17

MOST POINTS SCORED - FOURTH QUARTER

vs. N.Y. Giants (W, 40-13, 9/7/97)	17
vs. Buffalo (W, 36-14, 11/25/07)	17
Five times, last: at Ari. (L, 21-24, 11/26/17)	14

MOST POINTS SCORED - SECOND HALF

vs. Cleveland (W, 48-0, 12/3/00)	28
vs. New Orleans (W, 41-23, 11/21/99)	24
at Pittsburgh (W, 30-9, 10/8/17)	23
at Arizona (L, 24-27, 11/26/17)	21
vs. Oakland (W, 49-11, 12/23/07)	21
at Dallas (W, 35-17, 10/31/10)	21

FEWEST POINTS ALLOWED

vs. Cincinnati (W, 13-0, 9/17/00)	0
vs. Cleveland (W, 48-0, 12/3/00)	0
vs. Houston (W, 27-0, 12/7/03)	0
vs. Pittsburgh (W, 9-0, 9/18/06)	0
vs. New York Jets (W, 41-0, 10/8/06)	0
at Indianapolis (W, 27-0, 10/22/17)	0

LARGEST MARGIN OF VICTORY

vs. Cleveland (W, 48-0, 12/3/00)	48
vs. N.Y. Jets (W, 41-0, 10/8/06)	41
vs. San Francisco (W, 41-3, 9/12/99)	38
vs. Oakland (W, 49-11, 12/23/07)	38
vs. Baltimore (W, 44-7, 9/24/17)	37

MOST TOUCHDOWNS

vs. Oakland (W, 49-11, 12/23/07)	7
vs. Indianapolis (W, 51-16, 12/13/15)	7
at Baltimore (W, 45-19, 11/1/98)	6
vs. Cleveland (W, 48-0, 12/3/00)	6
vs. Tampa Bay (W, 41-14, 12/11/11)	6
at Tennessee (L, 39-42, 12/6/15)	6

BIGGEST COMEBACK VICTORY BY POINTS TRAILED

vs. New York Giants (25-24, 11/30/14)	21
at Baltimore (28-25, 11/24/96)	15
vs. Baltimore (30-27, 11/10/96)	14
vs. Tampa Bay (41-14, 12/11/11)	14
vs. Denver (27-24, 12/13/99)	14
vs. Indianapolis (28-23, 11/9/03)	13
at Chicago (17-16, 10/16/16)	13
at Tennessee (27-22, 9/27/09)	12

OFFENSE & DEFENSE

MOST NET YARDS

at St. Louis (L, 14-17, 10/20/96)	538
vs. Baltimore (W, 24-10, 9/20/98)	519
at Indianapolis (W, 27-0, 10/22/17)	518
vs. New Orleans (W, 41-23, 11/21/99)	494
vs. St. Louis (W, 23-20 OT, 10/18/09)	492

FEWEST NET YARDS ALLOWED

vs. Cleveland (W, 48-0, 12/3/00)	53
at Tennessee (L, 17-24, 12/17/06)	98
vs. Houston (W, 27-0, 12/7/03)	124
vs. Baltimore (W, 12-7, 10/24/11)	146
vs. Cincinnati (W, 23-7, 11/5/17)	148

LARGEST TIME OF POSSESSION

at Tennessee (L, 17-24, 12/17/06)	44:22
vs. St. Louis (W, 23-20 OT, 10/18/09)	42:12
vs. Detroit (W, 23-17 OT, 11/14/04)	41:44
at Indianapolis (W, 23-21, 9/21/09)	41:35
at St. Louis (L, 14-17, 10/20/96)	41:34

MOST INTERCEPTIONS

at Pittsburgh (W, 30-9, 10/8/17)	5
at Dallas (W, 35-17, 10/31/10)	4
18 times (last: W, 41-14, 12/11/11 vs. T.B.)	3

MOST INTERCEPTION YARDS

at Tennessee (W, 37-7, 11/5/06)	110
at Pittsburgh (W, 30-9, 10/8/17)	103
vs. San Francisco (W, 41-3, 9/12/99)	93
at Indianapolis (W, 23-21, 9/21/08)	88
vs. Pittsburgh (L, 21-26, 10/5/08)	72
at Cincinnati (W, 41-10, 10/31/99)	69

MOST FIRST DOWNS

vs. St. Louis (L, 14-17, 10/20/96)	36
vs. St. Louis (W, 23-20 OT, 10/18/09)	33
vs. New Orleans (W, 41-23, 11/21/99)	30
vs. Cincinnati (W, 24-7, 1/2/00)	30
at Houston (W, 38-20, 12/24/05)	30

FEWEST FIRST DOWNS ALLOWED

vs. Cleveland (W, 48-0, 12/3/00)	2
at Tennessee (L, 17-24, 12/17/06)	5
vs. Houston (W, 27-0, 12/7/03)	7
vs. Cincinnati (W, 23-7, 11/5/17)	8
at St. Louis (L, 14-17, 10/20/96)	8
vs. Baltimore (W, 30-3, 11/13/05)	8

MOST PENALTIES

vs. Denver (L, 7-20, 10/2/05)	15
vs. Minnesota (L, 16-25, 12/11/16)	14
at San Diego (L, 14-38, 9/18/16)	14
vs. Oakland (L, 16-33, 10/23/16)	13
at Indianapolis (L, 13-16 OT, 10/4/15)	13
vs. Green Bay (L, 21-28, 12/3/01)	13

MOST PENALTY YARDS

at Indianapolis (L, 13-16 OT, 10/4/15)	145
vs. Denver (L, 7-20, 10/2/05)	119
vs. Indianapolis (L, 10-27, 11/8/12)	115
vs. Minnesota (L, 16-25, 12/11/16)	114
at New England (L, 17-51, 9/27/15)	114

FEWEST PENALTIES

vs. Pittsburgh (L, 23-25, 12/1/02)	0
vs. Cleveland (W, 27-7, 9/3/00)	1
vs. Indianapolis (W, 19-13, 1/1/12)	1
at New England (L, 7-35, 12/27/09)	1
at Pittsburgh (W, 29-22, 12/16/07)	1
vs. Buffalo (W, 36-14, 11/25/07)	1

MOST DEFENSIVE TAKEAWAYS

vs. Tampa Bay (W, 41-14, 12/11/11)	7
at Pittsburgh (W, 30-9, 10/8/17)	5
vs. Kansas City (W, 24-10, 11/9/97)	5
at Baltimore (W, 45-19, 11/1/98)	5
vs. San Francisco (W, 41-3, 9/12/99)	5
at Pittsburgh (W, 34-24, 11/19/00)	5
at Green Bay (W, 28-25, 12/19/04)	5
vs. Seattle (W, 26-14, 9/11/05)	5

MOST FORCED FUMBLES

vs. Tampa Bay (W, 41-14, 12/11/11)	6
at Cleveland (W, 19-7, 11/19/17)	5
at Indianapolis (L, 3-23, 11/23/14)	5
vs. Baltimore (L, 21-24, 11/25/01)	4
vs. Miami (L, 10-14, 12/13/09)	4
vs. Houston (W, 38-20, 12/24/05)	4

MOST FUMBLE RECOVERIES

vs. Tampa Bay (W, 41-14, 12/11/11)	4
at Baltimore (W, 45-19, 11/1/98)	4
11 times (last: W, 19-7, 11/19/17 at Cleveland)	3

MOST FUMBLE RETURN YARDS

at Cincinnati (W, 34-17, 11/29/98)	90
at Baltimore (W, 45-19, 11/1/98)	83
at N.Y. Jets (L, 20-23 OT, 10/1/17)	81
vs. Houston (W, 37-17, 10/14/07)	77
vs. Green Bay (L, 21-28, 12/3/01)	60
at Houston (W, 29-7, 9/10/17)	53

MOST DEFENSIVE SACKS

at Houston (W, 29-7, 9/10/17)	10
at Indianapolis (W, 27-0, 10/22/17)	10
at Atlanta (W, 30-7, 11/7/99)	9
vs. Atlanta (W, 13-7, 9/16/07)	7
at Detroit (W, 38-14, 11/9/08)	7
Nine times (last: W vs. IND, 30-27, 10/2/16)	6

CAREER RECORDS

SERVICE

SEASONS

Brad Meester (2000-13)	14
MARCEDES LEWIS (2006-17)	12
Josh Scobee (2004-14)	11
Fred Taylor (1998-2008)	11
Jimmy Smith (1995-2005)	11
Rashean Mathis (2003-12)	10
Rob Meier (2000-08)	10
Greg Jones (2004-12)	9
Daryl Smith (2004-12)	9
David Garrard (2002-10)	9
Maurice Williams (2001-09)	9
Paul Spicer (2000-08)	9
Donovin Darius (1998-2006)	9
Mark Brunell (1995-2003)	9
Maurice Jones-Drew (2006-13)	8
Vince Manuwai (2003-10)	8
John Henderson (2002-09)	8
Joe Zelenka (2001-08)	8
Kyle Brady (1999-2006)	8
Tony Brackens (1996-2003)	8
Tony Boselli (1995-2001)	8
Mike Hollis (1995-2001)	8

GAMES PLAYED

Brad Meester (2000-13)	209
Jimmy Smith (1995-2005)	171
Josh Scobee (2004-14)	168
MARCEDES LEWIS (2006-17)	166
Fred Taylor (1998-2008)	140
Rob Meier (2000-08)	138
Rashean Mathis (2003-12)	137
Joe Zelenka (2001-08)	128
Daryl Smith (2004-12)	126
John Henderson (2002-09)	124

CONSECUTIVE GAMES PLAYED

Joe Zelenka (2001-08)	128
Josh Scobee (2007-14)	119
Tyson Alualu (2010-15)	96
Bryan Barker (1995-2000)	96
Brad Meester (2000-05)	92
Brad Meester (2008-13)	89
Jimmy Smith (1995-2000)	88
Marcus Stroud (2001-06)	86
John Henderson (2002-06)	82
Mike Hollis (1995-2000)	82

GAMES STARTED

Brad Meester (2000-13)	209
MARCEDES LEWIS (2006-17)	152
Jimmy Smith (1995-2005)	150
Fred Taylor (1998-2008)	136
Rashean Mathis (2003-12)	129
Daryl Smith (2004-12)	124
John Henderson (2002-09)	120
Mark Brunell (1995-2003)	117
Donovin Darius (1998-2006)	115
Kyle Brady (1999-2006)	110

CONSECUTIVE GAMES STARTED

Brad Meester (Sept. 3, 2000-Dec. 4, 2005)	92
Brad Meester (Oct. 26, 2008-Dec. 22, 2013)	89
Rashean Mathis (Sept. 7, 2003-Nov. 25, 2007)	74
Vince Manuwai (Nov. 30, 2003-Dec. 23, 2007)	68
Marcus Stroud (Sept. 8, 2002-Oct. 1, 2006)	68
Tyson Alualu (Sept. 12, 2011-Dec. 29, 2013)	64
Maurice Williams (Sept. 7, 2003-Dec. 31, 2006)	64
Chris Naeole (Sept. 8, 2002-Dec. 24, 2005)	63
Uche Nwaneri (Oct. 4, 2009-Dec. 23, 2012)	60
Kevin Hardy (Dec. 21, 1997-Nov. 18, 2001)	58

SCORING

POINTS

Josh Scobee (2004-14)	1,022
Mike Hollis (1995-2001)	764
Maurice Jones-Drew (2006-13)	486
Fred Taylor (1998-2008)	424
Jimmy Smith (1995-2005)	418
Jason Myers (2015-17)	268
James Stewart (1995-99)	228
MARCEDES LEWIS (2006-17)	200
Keenan McCardell (1996-2001)	190
Stacey Mack (1999-2002)	120

CONSECUTIVE GAMES SCORING

Mike Hollis (Dec. 24, 1995-Sept. 10, 2000)	67
Josh Scobee (Jan. 2, 2005-Oct. 4, 2009)	61
Josh Scobee (Oct. 18, 2009-Oct. 28, 2012)	50
Jason Myers (Sept. 13, 2015-Oct. 15, 2017)	38
Josh Scobee (Sept. 15, 2013-Dec. 28, 2014)	31
Mike Hollis (Oct. 16, 2000-Dec. 30, 2001)	25
Seth Marler (Sept. 7, 2003-Dec. 28, 2003)	16
Josh Scobee (Sept. 12-Dec. 19, 2004)	14
Mike Hollis (Sept. 3-Dec. 10, 1995)	14
Several players tied	8

TOUCHDOWNS

Maurice Jones-Drew (2006-13)	81
Fred Taylor (1998-2008)	70
Jimmy Smith (1995-2005)	69
James Stewart (1995-99)	38
MARCEDES LEWIS (2006-17)	33
Keenan McCardell (1996-2001)	30
ALLEN ROBINSON (2014-17)	22
ALLEN HURNS (2014-17)	21
Stacey Mack (1999-2002)	20
Reggie Williams (2004-08)	18
David Garrard (2002-10)	17

CONSECUTIVE GAMES SCORING TD

Fred Taylor (Sept. 20-Nov. 22, 1998)	8
Maurice Jones-Drew (Nov. 12-Dec. 31, 2006)	8
ALLEN HURNS (Sept. 27-Nov. 15, 2015)	7
Fred Taylor (Nov. 12-Dec. 23, 2000)	7
LEONARD FOURNETTE (Sept. 10-Oct. 15, 2017)	6
ALLEN ROBINSON (Nov. 29-Dec. 27, 2015)	5
Maurice Jones-Drew (Oct. 18-Nov. 22, 2009)	5
Maurice Jones-Drew (Nov. 4-Dec. 2, 2007)	5
MARCEDES LEWIS (Dec. 1-22, 2013)	4
Several players tied	4

FIELD GOALS MADE

Josh Scobee (2004-14)	235
Mike Hollis (1995-2001)	175
Jason Myers (2015-17)	64
Seth Marler (2003)	20
JOSH LAMBO (2017)	13
John Carney (2007)	9
Tim Seder (2002)	8
Danny Boyd (2002)	5
Hayden Epstein (2002)	5
Steve Lindsey (1999-2000)	5
Richie Cunningham (2002)	1

CONSECUTIVE FIELD GOALS MADE

Josh Scobee (Nov. 27, 2011-Nov. 4, 2012)	20
Mike Hollis (Nov. 1, 1998-Sept. 19, 1999)	20
Jason Myers (Nov. 15, 2015-Sept. 11, 2016)	16
Mike Hollis (Oct. 12-Nov. 30, 1997)	16
Josh Scobee (Sept. 11-Nov. 13, 2011)	15
Josh Scobee (Oct. 1-Nov. 26, 2006)	15
Josh Scobee (Dec. 23, 2012-Nov. 10, 2013)	14
Josh Scobee (Sept. 12-Nov. 14, 2010)	14
Mike Hollis (Sept. 3-Oct. 29, 2000)	13

CONSECUTIVE GAMES SCORING FG

Josh Scobee (Nov. 14, 2010-Oct. 24, 2011)	15
Josh Scobee (Oct. 29, 2006-Dec. 16, 2007)	13
Mike Hollis (Sept. 12-Nov. 21, 1999)	10
Josh Scobee (Nov. 24, 2013-Sept. 21, 2014)	9
Josh Scobee (Sept. 15-Nov. 10, 2013)	8
Josh Scobee (Jan. 3-Oct. 24, 2010)	8
Josh Scobee (Nov. 13, 2005-Jan. 1, 2006)	8
Seth Marler (Sept. 7-Nov. 2, 2003)	8
Mike Hollis (Dec. 24, 1995-Oct. 13, 1996)	8

FIELD GOAL PERCENTAGE (MIN. 25 FGA)

Jason Myers (2015-17)	81.0
Josh Scobee (2004-14)	80.8
Mike Hollis (1995-2001)	80.6
Seth Marler (2003)	60.6

EXTRA POINTS MADE

Josh Scobee (2004-14)	317
Mike Hollis (1995-2001)	239
Jason Myers (2015-17)	76
Seth Marler (2003)	30
John Carney (2007)	20
Hayden Epstein (2002)	13
Tim Seder (2002)	11
JOSH LAMBO (2017)	10
Danny Boyd (2002)	7
Steve Lindsey (1999-2000)	5
Richie Cunningham (2002)	2

EXTRA-POINT PERCENTAGE (MIN. 25 XPA)

Seth Marler (2003)	100.0
Mike Hollis (1995-2001)	98.8
Josh Scobee (2004-14)	98.4
Jason Myers (2015-17)	86.4

LONGEST FIELD GOALS

Josh Scobee (Oct. 3, 2010 vs. Ind.)	59
Jason Myers (Sept. 20, 2015 vs. Mia.)	58
JOSH LAMBO (Nov. 5, 2017 vs. Cin.)	56
Jason Myers (Dec. 24, 2016 vs. Ten.)	56
Josh Scobee (Dec. 15, 2013 vs. Buf.)	55
Josh Scobee (Sept. 18, 2011 at NYJ)	55
Jason Myers (Nov. 13, 2016 vs. Hou.)	54
Josh Scobee (Oct. 24, 2011 vs. Bal.)	54

CONSECUTIVE EXTRA POINTS MADE

Mike Hollis (Oct. 22, 1995-Dec. 9, 2001)	220
Josh Scobee (Nov. 8, 2009-Jan. 1, 2012)	82
Josh Scobee (Sept. 12, 2004-Jan. 1, 2006)	59
Josh Scobee (Dec. 16, 2007-Nov. 1, 2009)	58
Josh Scobee (Sept. 10, 2006-Dec. 16, 2007)	55
Josh Scobee (Sept. 16, 2012-Dec. 22, 2013)	39
Seth Marler (Sept. 7-Dec. 28, 2003)	30

CAREER RECORDS


PASSING

PASSING YARDS

Mark Brunell (1995-2003)	25,698
David Garrard (2002-10).....	16,003
BLAKE BORTLES (2014-17)	13,794
Byron Leftwich (2003-06)	9,042
CHAD HENNE (2012-17)	5,817
Blaine Gabbert (2011-13).....	4,357
Quinn Gray (2005-07).....	1,252
Steve Beuerlein (1995).....	952
Jonathan Quinn (1998-2001).....	748
Jamie Martin (1998-2000).....	662

CONSECUTIVE PASS COMPLETIONS

David Garrard (Nov. 14-21, 2010)	17
Byron Leftwich (Oct. 17-24, 2004)	15
Mark Brunell (Sept. 7, 2003 at Car.).....	13
Mark Brunell (Oct. 6, 1996 at N.O.).....	13



LONGEST PASS COMPLETIONS

BLAKE BORTLES (Dec. 27, 2015 at N.O.)	90t
Byron Leftwich (Sept. 28, 2003 at Hou.)	84t
CHAD HENNE (Nov. 18, 2012 at Hou.)	81t
BLAKE BORTLES (Dec. 13, 2015 vs. Ind.)	80t
Blaine Gabbert (Sept. 23, 2012 at Ind.)	80t
Quinn Gray (Nov. 4, 2007 at N.O.)	80t
Mark Brunell (Sept. 15, 2002 at K.C.).....	79t
Mark Brunell (Nov. 1, 1998 at Bal.).....	78t
David Garrard (Nov. 21, 2010 vs. Cle.)	75
Mark Brunell (Nov. 9, 1997 vs. K.C.).....	75

AVG. GAIN PER ATTEMPT (MIN. 200 ATTEMPTS)

Mark Brunell (1995-2003)	7.11
David Garrard (2002-10).....	7.02
Quinn Gray (2005-07).....	6.96
Byron Leftwich (2003-06)	6.73
Steve Beuerlein (1995).....	6.70
BLAKE BORTLES (2014-17)	6.60
CHAD HENNE (2012-17)	6.54
Jonathan Quinn (1998-2001).....	5.98
Blaine Gabbert (2011-13).....	5.61

PASS ATTEMPTS

Mark Brunell (1995-2003)	3,616
David Garrard (2002-10).....	2,281
BLAKE BORTLES (2014-17)	2,089
Byron Leftwich (2003-06)	1,344
CHAD HENNE (2012-17)	891
Blaine Gabbert (2011-13).....	777
Quinn Gray (2005-07).....	180
Steve Beuerlein (1995).....	142
Jonathan Quinn (1998-2001).....	125
Jay Fiedler (1999).....	94

TOUCHDOWN PASSES

Mark Brunell (1995-2003)	144
David Garrard (2002-10).....	89
BLAKE BORTLES (2014-17)	83
Byron Leftwich (2003-06)	51
CHAD HENNE (2012-17)	27
Blaine Gabbert (2011-13).....	22
Quinn Gray (2005-07).....	12
Jamie Martin (1998-2000).....	4
Steve Beuerlein (1995).....	4
Jonathan Quinn (1998-2001).....	3

INTERCEPTIONS THROWN

Mark Brunell (1995-2003)	86
BLAKE BORTLES (2014-17)	59
David Garrard (2002-10).....	54
Byron Leftwich (2003-06)	36
CHAD HENNE (2012-17)	26
Blaine Gabbert (2011-13).....	24
Steve Beuerlein (1995).....	7
Quinn Gray (2005-07).....	5
Luke McCown (2009-11).....	4
Jonathan Quinn (1998-2001).....	4

INTERCEPTION % (MIN. 125 ATTEMPTS)

David Garrard (2002-10).....	2.37
Mark Brunell (1995-2003)	2.38
Byron Leftwich (2003-06)	2.68
Quinn Gray (2005-07).....	2.78
BLAKE BORTLES (2014-17)	2.80
CHAD HENNE (2012-17)	2.92
Blaine Gabbert (2011-13).....	3.09

LONGEST PASSING TOUCHDOWNS

BLAKE BORTLES (Dec. 27, 2015 at N.O.)	90
Byron Leftwich (Sept. 28, 2003 at Hou.)	84
CHAD HENNE (Nov. 18, 2012 at Hou.)	81
BLAKE BORTLES (Dec. 13, 2015 vs. Ind.)	80
Blaine Gabbert (Sept. 23, 2012 at Ind.)	80
Quinn Gray (Nov. 4, 2007 at N.O.)	80
Mark Brunell (Sept. 15, 2002 at K.C.).....	79
Mark Brunell (Nov. 1, 1998 at Bal.).....	78
Blaine Gabbert (Oct. 9, 2011 vs. Cin.)	74

300-YARD PASSING GAMES

Mark Brunell (1995-2003)	22
BLAKE BORTLES (2014-17)	14
David Garrard (2002-10).....	6
CHAD HENNE (2012-17)	5
Byron Leftwich (2003-06)	4
Quinn Gray (2003-07).....	2

400-YARD PASSING GAMES

Mark Brunell (1995-2003)	2
--------------------------------	---

PASS COMPLETIONS

Mark Brunell (1995-2003)	2,184
David Garrard (2002-10).....	1,406
BLAKE BORTLES (2014-17)	1,232
Byron Leftwich (2003-06)	789
CHAD HENNE (2012-17)	513
Blaine Gabbert (2011-13).....	414
Quinn Gray (2005-07).....	101
Steve Beuerlein (1995).....	71
Jonathan Quinn (1998-2001).....	66
Jay Fiedler (1999).....	61

CONSECUTIVE GAMES WITH TD PASS

Blake Bortles (Sept. 13-Dec. 27, 2015).....	15
Mark Brunell (Oct. 7, 2001-Sept. 15, 2002).....	14
Byron Leftwich (Nov. 30, 2003-Oct. 24, 2004).....	12
BLAKE BORTLES (Sept. 11-Nov. 27, 2016)	11
Mark Brunell (Oct. 22-Dec. 23, 2000)	9
David Garrard (Dec. 17, 2006-Oct. 14, 2007)	8
Byron Leftwich (Sept. 25-Nov. 20, 2005)	8
Mark Brunell (Oct. 19-Dec. 7, 1997).....	8
Mark Brunell (Sept. 17-Nov. 12, 1995).....	8
<i>Two players tied</i>	7

CONSECUTIVE GAMES WITH NO INTs

David Garrard (Sept. 9-Nov. 25, 2007)	8
David Garrard (Dec. 11, 2005-Nov. 5, 2006)	6
Mark Brunell (Oct. 11-Nov. 14, 1999)	5
Mark Brunell (Dec. 1, 1996-Sept. 22, 1997)	5
<i>Several players tied</i>	4

CONSECUTIVE PASSES WITH NO INTs

David Garrard (Sept. 9-Nov. 25, 2007)	209
David Garrard (Dec. 4, 2005-Nov. 12, 2006)	175
Mark Brunell (Nov. 24, 1996-Sept. 28, 1997).....	172
David Garrard (Nov. 22-Dec. 17, 2009)	155
Mark Brunell (Oct. 3-Nov. 21, 1999).....	148

PASSER RATING (MIN. 200 ATTEMPTS)

David Garrard (2002-10).....	85.8
Mark Brunell (1995-2003)	85.4
Byron Leftwich (2003-06)	80.5
BLAKE BORTLES (2014-17)	80.2
CHAD HENNE (2012-17)	75.4
Blaine Gabbert (2011-13).....	66.4

COMPLETION % (MIN. 125 ATTEMPTS)

David Garrard (2002-10).....	61.64
Mark Brunell (1995-2003)	60.40
Byron Leftwich (2003-06)	58.71
BLAKE BORTLES (2014-17)	58.70
CHAD HENNE (2012-17)	57.71
Quinn Gray (2005-07).....	56.11
Blaine Gabbert (2011-13).....	53.28
Jonathan Quinn (1998-2001).....	52.80
Steve Beuerlein (1995).....	50.00



CAREER RECORDS

RUSHING

RUSHING YARDS

Fred Taylor (1998-2008).....	11,271
Maurice Jones-Drew (2006-13).....	8,071
James Stewart (1995-99).....	2,951
Mark Brunell (1995-2003).....	2,219
David Garrard (2002-10).....	1,746
Stacey Mack (1999-2002).....	1,498
T.J. YELDON (2015-17).....	1,404
Natrone Means (1996-97).....	1,330
Denard Robinson (2013-16).....	1,058
Rashad Jennings (2009-12).....	944

RUSHING ATTEMPTS

Fred Taylor (1998-2008).....	2,428
Maurice Jones-Drew (2006-13).....	1,804
James Stewart (1995-99).....	765
Mark Brunell (1995-2003).....	429
Natrone Means (1996-97).....	396
David Garrard (2002-10).....	380
Stacey Mack (1999-2002).....	372
T.J. YELDON (2015-17).....	343
Greg Jones (2004-12).....	270
Denard Robinson (2013-16).....	263

RUSHING TOUCHDOWNS

Maurice Jones-Drew (2006-13).....	68
Fred Taylor (1998-2008).....	62
James Stewart (1995-99).....	33
Stacey Mack (1999-2002).....	19
David Garrard (2002-10).....	17
Mark Brunell (1995-2003).....	14
Natrone Means (1996-97).....	11
Greg Jones (2004-12).....	10
Byron Leftwich (2003-06).....	8
Several players tied.....	7

CONSECUTIVE GAMES WITH RUSHING TD

Maurice Jones-Drew (Nov. 12-Dec. 31, 2006).....	8
Maurice Jones-Drew (Oct. 18-Nov. 22, 2009).....	5
Maurice Jones-Drew (Nov. 11-Dec. 2, 2007).....	4
Fred Taylor (Dec. 3-23, 2000).....	4
Fred Taylor (Dec. 13, 1999-Jan. 2, 2000).....	4
James Stewart (Nov. 21-Dec. 13, 1999).....	4
Fred Taylor (Nov. 1-22, 1998).....	4
Natrone Means (Nov. 9-30, 1997).....	4

RUSHING AVERAGE (MIN. 100 ATTEMPTS)

BLAKE BORTLES (2014-17).....	6.50
Mark Brunell (1995-2003).....	5.17
Fred Taylor (1998-2008).....	4.64
David Garrard (2002-10).....	4.59
Maurice Jones-Drew (2006-13).....	4.47
Rashad Jennings (2009-12).....	4.21
Jordan Todman (2012-14).....	4.05
Stacey Mack (1999-2002).....	4.03
Denard Robinson (2013-16).....	4.02

200-YARD RUSHING GAMES

Fred Taylor (1998-2008).....	1
------------------------------	---

100-YARD RUSHING GAMES

Fred Taylor (1998-2008).....	47
Maurice Jones-Drew (2006-13).....	27
James Stewart (1995-99).....	6
LEONARD FOURNETTE (2017).....	4
T.J. YELDON (2015-17).....	3
Stacey Mack (1999-2002).....	3
Denard Robinson (2013-16).....	2
Rashad Jennings (2009-12).....	2
Greg Jones (2004-12).....	2

LONGEST RUNS FROM SCRIMMAGE

LEONARD FOURNETTE (Oct. 8, 2017 at Pit.).....	90t
Maurice Jones-Drew (Nov. 1, 2009 at Ten.).....	80t
Fred Taylor (Dec. 9, 2007 vs. Car.).....	80t
Maurice Jones-Drew (Nov. 1, 2009 at Ten.).....	79t
Fred Taylor (Oct. 12, 1998 vs. Mia.).....	77t
Fred Taylor (Oct. 14, 2007 vs. Hou.).....	76
Fred Taylor (Dec. 10, 2006 vs. Ind.).....	76
LEONARD FOURNETTE (Oct. 15, 2017 vs. LAR).....	75t

CONSECUTIVE 100-YARD GAMES

Fred Taylor (Oct. 16-Dec. 17, 2000).....	9
Maurice Jones-Drew (Oct. 31-Dec. 12, 2010).....	6
Fred Taylor (Nov. 25-Dec. 23, 2007).....	5
Maurice Jones-Drew (Dec. 15, 2011-Jan. 1, 2012).....	3
Fred Taylor (Nov. 14-28, 2004).....	3
Fred Taylor (Nov. 23-Dec. 7, 2003).....	3
Stacey Mack (Dec. 16-30, 2001).....	3

LONGEST RUSHING TDs

LEONARD FOURNETTE (Oct. 8, 2017 at Pit.).....	90
Maurice Jones-Drew (Nov. 1, 2009 at Ten.).....	80
Fred Taylor (Dec. 9, 2007 vs. Car.).....	80
Maurice Jones-Drew (Nov. 1, 2009 at Ten.).....	79
Fred Taylor (Oct. 12, 1998 vs. Mia.).....	77
LEONARD FOURNETTE (Oct. 15, 2017 vs. LAR).....	75

RECEIVING

RECEPTIONS

Jimmy Smith (1995-2005).....	862
Keenan McCardell (1996-2001).....	499
MARCEDES LEWIS (2006-17).....	370
Maurice Jones-Drew (2006-13).....	335
Fred Taylor (1998-2008).....	286
Kyle Brady (1999-2006).....	241
ALLEN ROBINSON (2014-17).....	202
Pete Mitchell (1995-2002).....	191
Reggie Williams (2004-08).....	189
ALLEN HURNS (2014-17).....	179

RECEIVING YARDS

Jimmy Smith (1995-2005).....	12,287
Keenan McCardell (1996-2001).....	6,393
MARCEDES LEWIS (2006-16).....	4,449
Maurice Jones-Drew (2006-13).....	2,873
ALLEN ROBINSON (2014-17).....	2,848
Kyle Brady (1999-2006).....	2,500
Fred Taylor (1998-2008).....	2,361
Cecil Shorts III (2011-14).....	2,343
Reggie Williams (2004-08).....	2,322
Matt Jones (2005-08).....	2,153

RECEIVING TOUCHDOWNS

Jimmy Smith (1995-2005).....	67
MARCEDES LEWIS (2006-17).....	33
Keenan McCardell (1996-2001).....	30
ALLEN ROBINSON (2014-17).....	22
ALLEN HURNS (2014-17).....	21
Reggie Williams (2004-08).....	18
Ernest Wilford (2004-10).....	15
Matt Jones (2005-08).....	15
Mike Sims-Walker (2008-11).....	14
Kyle Brady (1999-2006).....	13

CONSECUTIVE GAMES WITH RECEPTION

Jimmy Smith (Oct. 29, 1995-Dec. 17, 2000).....	86
Jimmy Smith (Sept. 9, 2001-Jan. 1, 2006).....	76
Maurice Jones-Drew (Dec. 10, 2006-Dec. 19, 2010).....	65
Keenan McCardell (Dec. 28, 1998-Jan. 6, 2002).....	49
Keenan McCardell (Sept. 1, 1996-Dec. 13, 1998).....	45
ALLEN ROBINSON (Sept. 7, 2014-Sept. 10, 2017).....	43
ALLEN HURNS (Sept. 7, 2014-Oct. 27, 2016).....	38
MARCEDES LEWIS (Sept. 12, 2010-Sept. 9, 2012).....	32
Ernest Wilford (Dec. 26, 2004-Dec. 3, 2006).....	30

CONSECUTIVE GAMES WITH REC. TD

ALLEN HURNS (Sept. 27-Nov. 15, 2015).....	7
ALLEN ROBINSON (Nov. 29-Dec. 27, 2015).....	5
Julius Thomas (Nov. 19-Dec. 13, 2015).....	4
MARCEDES LEWIS (Dec. 1-22, 2013).....	4
Cecil Shorts III (Nov. 8-Dec. 2, 2012).....	4
Reggie Williams (Dec. 9-30, 2007).....	4
Several players tied.....	3

YARDS PER RECEPTION (MIN. 100 RECEPTIONS)

Jimmy Smith (1995-2005).....	14.25
ALLEN HURNS (2014-17).....	14.10
ALLEN ROBINSON (2014-17).....	14.10
Ernest Wilford (2004-10).....	13.86
Mike Sims-Walker (2008-11).....	13.49
Cecil Shorts III (2011-14).....	13.31
Matt Jones (2005-08).....	12.97
Keenan McCardell (1996-2001).....	12.81
MARQISE LEE (2014-17).....	12.70

*An active streak



CAREER RECORDS

RECEIVING



200-YARD RECEIVING GAMES

Jimmy Smith (1995-2005).....2

100-YARD RECEIVING GAMES

Jimmy Smith (1995-2005).....46
 Keenan McCardell (1996-2001).....19
ALLEN ROBINSON (2014-17).....8
ALLEN HURNS (2014-17).....8
 Cecil Shorts III (2011-14).....7
 Matt Jones (2005-08).....6
 Mike Sims-Walker (2008-10).....6
 Justin Blackmon (2012-13).....3
Several players tied.....2

LONGEST RECEPTIONS

ALLEN ROBINSON (Dec. 27, 2015 at N.O.).....90t
 Troy Edwards (Sept. 28, 2003 at Hou.).....84t
 Justin Blackmon (Nov. 18, 2012 at Hou.).....81t
ALLEN HURNS (Dec. 13, 2015 vs. IND.).....80t
 Cecil Shorts III (Sept. 23, 2012 at Ind.).....80t
 Reggie Williams (Nov. 4, 2007 at N.O.).....80t
 Patrick Johnson (Sept. 15, 2002 at K.C.).....79t

CONSECUTIVE 100-YARD GAMES

Jimmy Smith (Oct. 24-Nov. 14, 2004).....3
 Jimmy Smith (Dec. 19, 1999-Jan. 2, 2000).....3
 Jimmy Smith (Nov. 21-Dec. 2, 1999).....3
 Jimmy Smith (Sept. 12-26, 1999).....3
 Jimmy Smith (Nov. 29-Dec. 13, 1998).....3
 Jimmy Smith (Nov. 9-23, 1997).....3
 Jimmy Smith (Aug. 31-Sept. 22, 1997).....3
Several players tied.....2

LONGEST RECEIVING TDs

ALLEN ROBINSON (Dec. 27, 2015 at N.O.).....90
 Troy Edwards (Sept. 28, 2003 at Hou.).....84
 Justin Blackmon (Nov. 18, 2012 at Hou.).....81
ALLEN HURNS (Dec. 13, 2015 vs. IND.).....80
 Cecil Shorts III (Sept. 23, 2012 at Ind.).....80
 Reggie Williams (Nov. 4, 2007 at N.O.).....80
 Patrick Johnson (Sept. 15, 2002 at K.C.).....79
 Fred Taylor (Nov. 1, 1998 at Bal.).....78
 Jason Hill (Oct. 9, 2011 vs. Cin.).....74

YARDAGE

SCRIMMAGE YARDS

Fred Taylor (1998-2008).....13,632
 Jimmy Smith (1995-2005).....12,286
 Maurice Jones-Drew (2006-13).....10,944
 Keenan McCardell (1996-2001).....6,393
MARCEDES LEWIS (2006-17).....4,449
 James Stewart (1995-99).....3,804
ALLEN ROBINSON (2014-17).....2,848
 Kyle Brady (1999-2006).....2,500
 Reggie Williams (2004-08).....2,366
 Cecil Shorts III (2011-14).....2,339

ALL-PURPOSE YARDS

Fred Taylor (1998-2008).....13,640
 Maurice Jones-Drew (2006-13).....13,110
 Jimmy Smith (1995-2005).....12,875
 Keenan McCardell (1996-2001).....6,499
MARCEDES LEWIS (2006-17).....4,449
 James Stewart (1995-99).....3,793
 Reggie Barlow (1996-2000).....3,687
 Mike Thomas (2009-12).....3,276
ALLEN ROBINSON (2014-17).....2,848
 Kyle Brady (1999-2006).....2,567

PUNTING

PUNTS

Bryan Barker (1995-2000).....456
 Chris Hanson (2001-06).....424
 Bryan Anger (2012-15).....360
 Adam Podlesh (2007-10).....229
BRAD NORTMAN (2016-17).....139
 Nick Harris (2011).....72
 Mark Royals (2003).....45
 Matt Turk (2011).....27
 Steve Weatherford (2008).....21

LONGEST PUNTS

Bryan Barker (Oct. 11, 1999 at N.Y. Jets).....83
BRAD NORTMAN (Oct. 2, 2016 vs. Ind.).....78
 Adam Podlesh (Oct. 28, 2007 at T.B.).....76
 Chris Hanson (Nov. 20, 2005 at Ten.).....74
 Bryan Anger (Oct. 4, 2012 vs. Det.).....73
 Bryan Anger (Dec. 14, 2014 at Bal.).....69
 Chris Hanson (Sept. 12, 2004 at Buf.).....69
BRAD NORTMAN (Dec. 18, 2016 at Hou.).....67
BRAD NORTMAN (Sept. 11, 2016 vs. G.B.).....67
 Bryan Anger (Nov. 30, 2014 vs. N.Y. Giants).....66
BRAD NORTMAN (Sept. 11, 2016 vs. G.B.).....65
 Bryan Anger (Sept. 23, 2012 at Ind.).....66
 Bryan Anger (Dec. 23, 2012 vs. N.E.).....65
 Bryan Anger (Nov. 25, 2012 vs. Ten.).....65
 Bryan Anger (Oct. 7, 2012 vs. Chi.).....65
 Matt Turk (Sept. 11, 2011 vs. Ten.).....65

PUNT YARDS

Bryan Barker (1995-2000).....19,849
 Chris Hanson (2001-06).....18,190
 Bryan Anger (2012-15).....16,855
 Adam Podlesh (2007-10).....9,751
BRAD NORTMAN (2016-17).....6,379
 Nick Harris (2011).....3,075
 Mark Royals (2003).....1,852
 Matt Turk (2011).....1,072
 Steve Weatherford (2008).....915

INSIDE THE 20 (MIN. 100 PUNTS)

Bryan Barker (1995-2000).....151
 Chris Hanson (2001-06).....136
 Bryan Anger (2011-15).....113
 Adam Podlesh (2007-10).....75



GROSS AVERAGE (MIN. 100 PUNTS)

Bryan Anger (2012-15).....46.8
BRAD NORTMAN (2016-17).....45.9
 Bryan Barker (1995-2000).....43.5
 Chris Hanson (2001-06).....42.9

NET AVERAGE (MIN. 100 PUNTS)

Bryan Anger (2012-15).....40.5
BRAD NORTMAN (2016-17).....39.6
 Adam Podlesh (2007-10).....37.8
 Bryan Barker (1995-2000).....37.2

CONSECUTIVE PUNTS WITHOUT BLOCK

Bryan Barker (1995-2000).....456
 Adam Podlesh (2007-10).....229
 Chris Hanson (2001-03).....168

FEWEST TOUCHBACKS (MIN. 100 PUNTS)

BRAD NORTMAN (2016-17).....14
 Adam Podlesh (2007-10).....19
 Bryan Anger (2012-15).....27
 Bryan Barker (1995-2000).....43

CAREER RECORDS

RETURNS

KICKOFF RETURNS

Maurice Jones-Drew (2006-13).....	79
Deji Karim (2010-11).....	77
Brian Witherspoon (2008-09).....	76
Reggie Barlow (1996-2000).....	70
Jordan Todman (2012-14).....	68
Willie Jackson (1995-97).....	58
David Allen (2003-04).....	52
Derrick Wimbush (2005-06).....	47
Elvis Joseph (2001-02).....	44
Shyrone Stith (2000).....	33

LONGEST KICKOFF RETURNS

MARQISE LEE (Dec. 18, 2016 at Hou.).....	100t
Maurice Jones-Drew (Nov. 4, 2007 at N.O.).....	100t
Alvis Whitted (Dec. 26, 1999 at Ten.).....	98t
Elvis Joseph (Nov. 18, 2001 at Pit.).....	85t
Maurice Jones-Drew (Dec. 10, 2006 vs. Ind.).....	93t
Reggie Barlow (Dec. 7, 1997 vs. N.E.).....	92t

PUNT RETURN YARDS

Reggie Barlow (1996-2000).....	1,581
Alvin Pearman (2005-08).....	693
Mike Thomas (2009-12).....	620
David Allen (2003-04).....	468
RASHAD GREENE SR. (2015-17).....	432
Ace Sanders (2013-14).....	367
Chris Hudson (1995-98).....	348
Damon Gibson (2001-02).....	333
Bobby Shaw (2002).....	310
Jermaine Lewis (2003-04).....	272



KICKOFF RETURN YARDS

Maurice Jones-Drew (2006-12).....	2,054
Deji Karim (2010-11).....	1,900
Brian Witherspoon (2008-09).....	1,818
Jordan Todman (2012-14).....	1,762
Reggie Barlow (1996-2000).....	1,634
Willie Jackson (1995-97).....	1,206
Derrick Wimbush (2005-06).....	1,136
David Allen (2003-04).....	1,041
Elvis Joseph (2001-02).....	990
Shyrone Stith (2000).....	785

KICK RETURN AVERAGE (MIN. 50 RETURNS)

Maurice Jones-Drew (2006-13).....	26.00
Jordan Todman (2012-14).....	25.91
Deji Karim (2010-11).....	24.68
Brian Witherspoon (2008-09).....	23.92
Reggie Barlow (1996-2000).....	23.34
Willie Jackson (1995-97).....	20.79
David Allen (2003-04).....	20.02

PUNT RETURN AVERAGE (MIN. 25 RETURNS)

Bobby Shaw (2002).....	12.40
David Allen (2003-04).....	11.14
RASHAD GREENE SR. (2015-17).....	11.08
Chris Hudson (1995-98).....	10.88
Reggie Barlow (1996-2000).....	10.83
Jermaine Lewis (2003-04).....	9.71
Alvin Pearman (2005-08).....	8.56
Damon Gibson (2001-02).....	8.54
Mike Thomas (2009-12).....	8.27
Dennis Northcutt (2007-08).....	8.19

PUNT RETURN TOUCHDOWNS

Reggie Barlow (1996-2000).....	2
JAYDON MICKENS (2017).....	1
RASHAD GREENE (2015-17).....	1
Mike Thomas (2009-12).....	1
Bobby Shaw (2002).....	1

KICKOFF RETURN TOUCHDOWNS

Maurice Jones-Drew (2006-11).....	2
MARQISE LEE (2014-2017).....	1
Derrick Wimbush (2005-06).....	1
Jimmy Smith (1995-2005).....	1
Elvis Joseph (2001-02).....	1
Alvis Whitted (1998-2001).....	1
Reggie Barlow (1996-2000).....	1



PUNT RETURNS

Reggie Barlow (1996-2000).....	146
Alvin Pearman (2005-08).....	81
Mike Thomas (2009-12).....	75
Ace Sanders (2013-14).....	57
David Allen (2003-04).....	42
RASHAD GREENE SR. (2015-17).....	40
Damon Gibson (2001-02).....	39
Chris Hudson (1995-98).....	32
Dennis Northcutt (2007-08).....	31
Jermaine Lewis (2003-04).....	28
Bobby Shaw (2002).....	25

LONGEST PUNT RETURNS

Reggie Barlow (Sept. 13, 1998 vs. K.C.).....	85t
Mike Thomas (Dec. 18, 2010 at Ind.).....	78t
Reggie Barlow (Nov. 21, 1999 vs. N.O.).....	74t
RASHAD GREENE SR. (Dec. 13, 2015 vs. Ind.).....	73t
Bobby Shaw (Oct. 6, 2002 vs. Phi.).....	69t
JAYDON MICKENS (Nov. 5, 2017 vs. Cin.).....	63t
RASHAD GREENE SR. (Nov. 19, 2015 vs. Ten.).....	63

DEFENSE

INTERCEPTIONS

Rashean Mathis (2003-12).....	30
Aaron Beasley (1996-2001).....	15
Donovin Darius (1998-2006).....	14
Derek Cox (2009-12).....	12
PAUL POSLUSZNY (2011-17).....	11
Mike Peterson (2003-08).....	8
Chris Hudson (1995-98).....	8
TELVIN SMITH (2014-17).....	7
Reggie Nelson (2007-09).....	7
Deon Grant (2004-06).....	7
Marlon McCree (2001-03).....	7
Jason Craft (1999-2003).....	7

LONGEST INTERCEPTION RETURNS

Aaron Beasley (Sept. 12, 1999 vs. S.F.).....	93t
Rashean Mathis (Oct. 5, 2008 vs. Pit.).....	72t
TASHAUN GIPSON (Sept. 10, 2017 at Hou.).....	67
Rashean Mathis (Sept. 21, 2008 at Ind.).....	61t
PAUL POSLUSZNY (Oct. 13, 2013 at Den.).....	59t
Dwayne Gratz (Dec. 28, 2014 at Hou.).....	55t
Rashean Mathis (Nov. 5, 2006 vs. Ten.).....	55
Scott Starks (Nov. 5, 2006 vs. Ten.).....	55t

CONSECUTIVE GAMES WITH INT

Brian Williams (Oct. 14-Nov. 11, 2007).....	3
JALEN RAMSEY (Dec. 18-24, 2016).....	2
Geno Hayes (Dec. 5-15, 2013).....	2
Derek Cox (Oct. 7-21, 2012).....	2
Morgan Trent (Dec. 24, 2011-Jan. 1, 2012).....	2
Rashean Mathis (Dec. 31, 2006-Sept. 9, 2007).....	2
Gerald Sensabaugh (Dec. 3-10, 2006).....	2
Rashean Mathis (Sept. 10-18, 2006).....	2
Rashean Mathis (Oct. 16-30, 2005).....	2
Donovin Darius (Nov. 21-28, 2004).....	2
Mike Peterson (Nov. 23-30, 2003).....	2
Marlon McCree (Dec. 1-8, 2002).....	2
Marlon McCree (Nov. 10-17, 2002).....	2
Donovin Darius (Oct. 31-Nov. 7, 1999).....	2
Chris Hudson (Sept. 20-27, 1998).....	2
Chris Hudson (Nov. 2-9, 1997).....	2
James Williams (Nov. 26-Dec. 3, 1995).....	2

INTS RETURNED FOR TOUCHDOWN

Rashean Mathis (2003-12).....	3
TELVIN SMITH (2014-17).....	2
Aaron Beasley (1996-2001).....	2
Several players tied.....	1



CAREER RECORDS

DEFENSE

SACKS

Tony Brackens (1996-2003)	55.0
Joel Smeenge (1995-2000)	34.0
John Henderson (2002-09)	29.0
Paul Spicer (2001-08)	28.5
Kevin Hardy (1996-2001)	28.5
Gary Walker (1999-2001)	22.5
Marcus Stroud (2001-07)	22.0

CONSECUTIVE GAMES WITH SACK

Tony Brackens (Nov. 11-Dec. 30, 2001)	8
YANNICK NGAKOUE (Sept. 18-Oct. 16, 2016)	4
Gary Walker (Oct. 18-Nov. 11, 2001)	4
Tony Brackens (Nov. 28-Dec. 19, 1999)	4
Kevin Hardy (Oct. 11-Nov. 7, 1999)	4
Tony Brackens (Sept. 22-Oct. 12, 1997)	4

TACKLES

Daryl Smith (2004-12)	1,089
PAUL POSLUSZNY (2011-17)	960
Donovin Darius (1998-2006)	858
Mike Peterson (2003-08)	837
Kevin Hardy (1996-2001)	789
John Henderson (2002-09)	563
Rashean Mathis (2003-12)	554
Akin Ayodele (2002-05)	489

TAKEAWAYS

Rashean Mathis (2003-12)	35
Donovin Darius (1998-2006)	20
Tony Brackens (1996-2003)	18
Aaron Beasley (1996-2001)	18



FUMBLES

FUMBLES

Mark Brunell (1995-2003)	51
David Garrard (2002-10)	44
BLAKE BORTLES (2014-17)	37
Fred Taylor (1998-2008)	25
Byron Leftwich (2003-06)	25
Maurice Jones-Drew (2006-13)	22
Blaine Gabbert (2011-13)	21

FUMBLES LOST

David Garrard (2002-10)	21
Mark Brunell (1995-2003)	18
BLAKE BORTLES (2014-17)	16
Fred Taylor (1998-2008)	12
Maurice Jones-Drew (2006-13)	10
Byron Leftwich (2003-06)	10

LONGEST FUMBLE RECOVERY RETURNS

Aaron Beasley (Nov. 8, 1998 vs. Cin.)	90t
Donovin Darius (Nov. 1, 1998 at Bal.)	83t
Daryl Smith (Oct. 14, 2007 vs. Hou.)	77t
Ainsley Battles (Dec. 3, 2001 vs. G.B.)	60t
DANTE FOWLER JR. (Sept. 10, 2017 at Hou.)	53t

FORCED FUMBLES

Tony Brackens (1996-2003)	28
YANNICK NGAKOUE (2016-17)	10
Daryl Smith (2004-12)	9
Joel Smeenge (1995-2000)	9
Aaron Beasley (1996-2001)	8
Kevin Hardy (1996-2001)	8
Marcus Stroud (2001-07)	7
Donovin Darius (1998-2006)	7
Akin Ayodele (2002-05)	7

OPPONENT FUMBLE RECOVERIES

Tony Brackens (1996-2003)	13
Donovin Darius (1998-2006)	6
Fernando Bryant (1999-2003)	6
Kevin Hardy (1996-2001)	6
Bryan Schwartz (1995-99)	6
Travis Davis (1995-98)	6



BLOCKS

BLOCKED FIELD GOALS

Marcus Stroud (2001-07)	2
Clyde Simmons (1996-97)	2
Tyson Alualu (2010-16)	1
Chris Clemons (2014-15)	1
Rashean Mathis (2003-10)	1
John Henderson (2002-09)	1

BLOCKED PUNTS

Donovin Darius (1998-2006)	2
Dave Thomas (1995-99)	2

BLOCKED FIELD GOAL RETURNS

Chris Hudson (Sept. 22, 1997 vs. Pit.)	1
Mickey Washington (Dec. 1, 1996 vs. Cin.)	1

BLOCKED EXTRA POINTS

Sen'Derrick Marks (Nov. 20, 2016 at Det.)	1
Tony Brackens (Oct. 5, 1997 vs. Cin.)	1
Clyde Simmons (Sept. 22, 1996 at N.E.)	1

BLOCKED PUNT RETURNS

Mike Harris (Dec. 30, 2012 at Ten.)	1
Zach Potter (Dec. 15, 2011 at Atl.)	1
Alvis Whitted (Nov. 1, 1998 at Bal.)	1
Jimmy Smith (Dec. 3, 1995 at Den.)	1

SINGLE-SEASON RECORDS

SCORING

POINTS

Mike Hollis (1997)	134
Mike Hollis (1999)	130
Josh Scobee (2006).....	119
Mike Hollis (1996)	117
Jason Myers (2016).....	110
Jason Myers (2015).....	110
Mike Hollis (1998).....	108
Josh Scobee (2010).....	107
Josh Scobee (2005).....	107

TOUCHDOWNS

Fred Taylor (1998).....	17
Maurice Jones-Drew (2009)	16
Maurice Jones-Drew (2006)	16
ALLEN ROBINSON (2015).....	14
Maurice Jones-Drew (2008)	14
Fred Taylor (2000).....	14
James Stewart (1999).....	13
Maurice Jones-Drew (2011)	11
<i>Several players tied.....</i>	<i>10</i>

FIELD GOALS

Mike Hollis (1999)	31
Mike Hollis (1997)	31
Mike Hollis (1996)	30
Jason Myers (2016).....	27
Jason Myers (2015).....	26
Josh Scobee (2006).....	26
Josh Scobee (2012).....	25
Josh Scobee (2000).....	24
Mike Hollis (2000).....	24

FIELD GOAL % (MIN. 25 ATTEMPTS)

Mike Hollis (2000)	92.3
Josh Scobee (2013).....	92.0
Josh Scobee (2011).....	92.0
Josh Scobee (2012).....	89.3
Jason Myers (2015).....	86.7
Mike Hollis (1997)	86.1
Mike Hollis (1996)	83.3
Mike Hollis (1999)	81.6
Josh Scobee (2006).....	81.3
Mike Hollis (1998)	80.8

EXTRA POINTS

Mike Hollis (1998)	45
Josh Scobee (2010).....	41
Josh Scobee (2006).....	41
Mike Hollis (1997)	41
Josh Scobee (2005).....	38
Mike Hollis (1999)	37
Josh Scobee (2008).....	33
Mike Hollis (2000).....	33
Jason Myers (2015).....	32
<i>Several players tied.....</i>	<i>30</i>



PASSING

PASSING YARDS

BLAKE BORTLES (2015).....	4,428
Mark Brunell (1996) *Led NFL*	4,367
BLAKE BORTLES (2016).....	3,925
Mark Brunell (2000)	3,640
David Garrard (2008).....	3,620
David Garrard (2009).....	3,597
Mark Brunell (2001).....	3,309
Mark Brunell (1997)	3,281
Chad Henne (2013).....	3,241
Mark Brunell (1999).....	3,060

PASS ATTEMPTS

BLAKE BORTLES (2016).....	625
BLAKE BORTLES (2015).....	606
Mark Brunell (1996)	557
David Garrard (2008)	535
David Garrard (2009).....	516
Mark Brunell (2000).....	512
Chad Henne (2013).....	503
BLAKE BORTLES (2014).....	475
Mark Brunell (2001).....	473
Mark Brunell (1999).....	441

PASS COMPLETIONS

BLAKE BORTLES (2016).....	368
BLAKE BORTLES (2015).....	355
Mark Brunell (1996)	353
David Garrard (2008).....	335
David Garrard (2009).....	314
Mark Brunell (2000).....	311
Chad Henne (2013).....	305
Mark Brunell (2001).....	289
BLAKE BORTLES (2014).....	280
Byron Leftwich (2004).....	267

TOUCHDOWN PASSES

BLAKE BORTLES (2015).....	35
BLAKE BORTLES (2016).....	23
David Garrard (2010).....	23
Mark Brunell (2000).....	20
Mark Brunell (1998).....	20
Mark Brunell (2001).....	19
Mark Brunell (1996).....	19
David Garrard (2007).....	18
Mark Brunell (1997).....	18
Mark Brunell (2002).....	17

INTERCEPTIONS

Mark Brunell (1996)	20
BLAKE BORTLES (2015).....	18
BLAKE BORTLES (2014).....	17
BLAKE BORTLES (2016).....	16
Byron Leftwich (2003).....	16
David Garrard (2010).....	15
Chad Henne (2013).....	14
Mark Brunell (2000).....	14
David Garrard (2008).....	13
Mark Brunell (2001).....	13

INTERCEPTION % (MIN. 300 ATTEMPTS)

David Garrard (2007).....	0.92
Mark Brunell (1997).....	1.61
Byron Leftwich (2005).....	1.66
Mark Brunell (2002).....	1.68
David Garrard (2009).....	1.94
Mark Brunell (1995).....	2.02
Mark Brunell (1999).....	2.04
Byron Leftwich (2004).....	2.27
David Garrard (2008).....	2.43
Mark Brunell (1998).....	2.54

COMPLETION % (MIN. 300 ATTEMPTS)

David Garrard (2010).....	64.48
David Garrard (2007).....	64.00
Mark Brunell (1996).....	63.38
David Garrard (2008).....	62.62
Mark Brunell (2001).....	61.10
David Garrard (2009).....	60.85
Mark Brunell (2000).....	60.74
Mark Brunell (1997).....	60.69
Chad Henne (2013).....	60.64
Byron Leftwich (2004).....	60.54

PASSER RATING (MIN. 300 ATTEMPTS)

David Garrard (2007).....	102.2
Mark Brunell (1997).....	91.2
David Garrard (2010).....	90.8
Mark Brunell (1998).....	89.9
Byron Leftwich (2005).....	89.3
BLAKE BORTLES (2015).....	88.2
Mark Brunell (2002).....	85.7
Mark Brunell (2001).....	84.1
Mark Brunell (2000).....	84.0
Mark Brunell (1996).....	84.0

AVG. GAIN PER ATTEMPT (MIN. 300 ATTEMPTS)

Mark Brunell (1996) *Led NFL*	7.84
David Garrard (2007).....	7.72
Mark Brunell (1997).....	7.54
David Garrard (2010).....	7.47
Mark Brunell (1998).....	7.35
BLAKE BORTLES (2015).....	7.31
Mark Brunell (2000).....	7.11
Byron Leftwich (2005).....	7.03
Mark Brunell (2001).....	7.00
David Garrard (2009).....	6.97

400-YARD PASSING GAMES

Mark Brunell (1996).....	2
--------------------------	---

300-YARD PASSING GAMES

Blake Bortles (2015).....	6
Mark Brunell (1996).....	6
BLAKE BORTLES (2016).....	5
<i>Several players tied.....</i>	<i>3</i>

SINGLE-SEASON RECORDS

RUSHING

RUSHING YARDS

Maurice Jones-Drew (2011) *Led NFL*	1,606
Fred Taylor (2003)	1,572
Fred Taylor (2000)	1,399
Maurice Jones-Drew (2009)	1,391
Maurice Jones-Drew (2010)	1,324
Fred Taylor (2002)	1,314
Fred Taylor (2004)	1,224
Fred Taylor (1998)	1,223
Fred Taylor (2007)	1,202
Fred Taylor (2006)	1,146

RUSHING ATTEMPTS

Fred Taylor (2003)	345
Maurice Jones-Drew (2011)	343
Maurice Jones-Drew (2009)	312
Maurice Jones-Drew (2010)	299
Fred Taylor (2000)	292
Fred Taylor (2002)	287
Fred Taylor (1998)	264
Fred Taylor (2004)	260
James Stewart (1999)	249
Natrone Means (1997)	244

RUSHING TOUCHDOWNS

Maurice Jones-Drew (2009)	15
Fred Taylor (1998)	14
Maurice Jones-Drew (2006)	13
James Stewart (1999)	13
Maurice Jones-Drew (2008)	12
Fred Taylor (2000)	12
Maurice Jones-Drew (2007)	9
Stacey Mack (2002)	9
Stacey Mack (2001)	9
Natrone Means (1997)	9

RUSHING AVERAGE (MIN. 150 ATTEMPTS)

Maurice Jones-Drew (2006)	5.67
Fred Taylor (2007)	5.39
Fred Taylor (2006)	4.96
Fred Taylor (2000)	4.79
Fred Taylor (2004)	4.71
Maurice Jones-Drew (2011)	4.68
Fred Taylor (1998)	4.63
Maurice Jones-Drew (2007)	4.60
Fred Taylor (1999)	4.60
Fred Taylor (2002)	4.58

200-YARD RUSHING GAMES

Fred Taylor (2000)	1
--------------------	---



100-YARD RUSHING GAMES

Fred Taylor (2000)	9
Maurice Jones-Drew (2010)	7
Fred Taylor (2003)	7
Maurice Jones-Drew (2011)	6
Fred Taylor (1998)	6
Maurice Jones-Drew (2009)	5
Fred Taylor (2007)	5
Fred Taylor (2004)	5
Fred Taylor (2002)	5
LEONARD FOURNETTE (2017)	4
Fred Taylor (2006)	4

RECEIVING

RECEPTIONS

Jimmy Smith (1999) *Led NFL*	116
Jimmy Smith (2001)	112
Keenan McCardell (2000)	94
Keenan McCardell (2001)	93
Jimmy Smith (2000)	91
Keenan McCardell (1997)	85
Keenan McCardell (1996)	85
Jimmy Smith (1996)	83
Jimmy Smith (1997)	82
Several players tied	80

RECEIVING YARDS

Jimmy Smith (1999)	1,636
ALLEN ROBINSON (2015)	1,400
Jimmy Smith (2001)	1,373
Jimmy Smith (1997)	1,324
Jimmy Smith (1996)	1,244
Jimmy Smith (2000)	1,213
Keenan McCardell (2000)	1,207
Jimmy Smith (1998)	1,182
Jimmy Smith (2004)	1,172
Keenan McCardell (1997)	1,164
Keenan McCardell (1996)	1,129
Keenan McCardell (2001)	1,110
ALLEN HURNS (2015)	1,031
Jimmy Smith (2002)	1,027
Jimmy Smith (2005)	1,023

YARDS PER RECEPTION (MIN. 50 RECEPTIONS)

Cecil Shorts III (2012)	17.80
ALLEN ROBINSON (2015)	17.50
Jimmy Smith (1997)	16.15
ALLEN HURNS (2015)	16.11
Jimmy Smith (2004)	15.84
Jimmy Smith (1998)	15.15
Jimmy Smith (1996)	14.99

RECEIVING TOUCHDOWNS

ALLEN ROBINSON (2015) *Led NFL*	14
Allen Hurns (2015)	10
MARCEDES LEWIS (2010)	10
Reggie Williams (2007)	10
Jimmy Smith (2001)	8
Jimmy Smith (2000)	8
Jimmy Smith (1998)	8

100-YARD RECEIVING GAMES

Jimmy Smith (1999)	9
ALLEN ROBINSON (2015)	6
Jimmy Smith (2001)	6
Jimmy Smith (1997)	6
Keenan McCardell (2000)	5
Jimmy Smith (2000)	5
Jimmy Smith (1998)	5

200-YARD RECEIVING GAMES

Justin Blackmon (2012)	1
Jimmy Smith (2000)	1
Jimmy Smith (1999)	1
Keenan McCardell (1996)	1



YARDAGE

SCRIMMAGE YARDS

Maurice Jones-Drew (2011)	1,980
Fred Taylor (2003)	1,942
Maurice Jones-Drew (2009)	1,765
Fred Taylor (2002)	1,722
Fred Taylor (1998)	1,644
Maurice Jones-Drew (2010)	1,641
Fred Taylor (2000)	1,639
Jimmy Smith (1999)	1,636
Fred Taylor (2004)	1,569
ALLEN ROBINSON (2015)	1,400

ALL-PURPOSE YARDS

Maurice Jones-Drew (2006)	2,250
Maurice Jones-Drew (2007)	2,014
Maurice Jones-Drew (2011)	1,964
Fred Taylor (2003)	1,942
Maurice Jones-Drew (2009)	1,881
Maurice Jones-Drew (2008)	1,739
Fred Taylor (2002)	1,722
Fred Taylor (1998)	1,653
Maurice Jones-Drew (2010)	1,641
Fred Taylor (2000)	1,638



SINGLE-SEASON RECORDS

PUNTING

PUNTS

Bryan Anger (2013)	95
Bryan Anger (2014)	94
Bryan Anger (2012)	91
Bryan Barker (1998)	85
Chris Hanson (2004)	84
Chris Hanson (2005)	82
Chris Hanson (2001)	82
Bryan Barker (1995)	82
Chris Hanson (2002)	81
Bryan Anger (2015)	80

GROSS AVERAGE (MIN. 50 PUNTS)

Bryan Anger (2012) *NFL rookie record*	47.8
Bryan Anger (2014)	47.5
BRAD NORTMAN (2016)	46.6
Bryan Anger (2015)	46.3
Bryan Anger (2013)	45.7
Bryan Barker (1998)	45.0
Bryan Barker (1997)	44.9

NET AVERAGE (MIN. 50 PUNTS)

Bryan Anger (2012) *NFL rookie record*	40.8
Bryan Anger (2013)	40.5
Bryan Anger (2014)	39.6
BRAD NORTMAN (2016)	39.5
Bryan Anger (2015)	39.5
Adam Podlesh (2010)	39.2
Bryan Barker (1997)	38.8

INSIDE THE 20 (MIN. 50 PUNTS)

Chris Hanson (2005)	33
Bryan Barker (1999)	32
Bryan Anger (2013)	31
Bryan Anger (2012)	31
Bryan Barker (2000)	29
Chris Hanson (2004)	28
Bryan Barker (1998)	28

TOUCHBACKS (MIN. 50 PUNTS)

Adam Podlesh (2007)	2
Bryan Anger (2015)	4
Several players tied	5



KICKOFF RETURNS

Brian Witherspoon (2008)	52
Deji Karim (2010)	50
David Allen (2003)	41
Derrick Wimbush (2005)	39
Jordan Todman (2014)	38
Shyrone Stith (2000)	33
Willie Jackson (1997)	32
Maurice Jones-Drew (2007)	31
Maurice Jones-Drew (2006)	31
Reggie Barlow (1998)	30

KICKOFF RETURN TOUCHDOWNS

MARQISE LEE (2016)	1
Maurice Jones-Drew (2007)	1
Several players tied	1

PUNT RETURNS

Alvin Pearman (2005)	49
Reggie Barlow (1998)	43
Damon Gibson (2001)	38
Reggie Barlow (1999)	38
Reggie Barlow (1997)	36
Mike Thomas (2010)	34
Ace Sanders (2014)	32
Chris Hudson (2006)	32
Chris Hudson (1996)	32
Reggie Barlow (2000)	29

PUNT RETURN AVERAGE (MIN. 15 RETURNS)

RASHAD GREENE SR. (2015)	16.72
Reggie Barlow (1998)	12.91
Bobby Shaw (2002)	12.40
David Allen (2003)	12.00
Reggie Barlow (1997)	11.44
Brian Witherspoon (2008)	11.29
Reggie Barlow (1999)	10.89
Chris Hudson (1996)	10.88
Mike Thomas (2010)	10.53
Desmond Howard (1995)	10.25

RETURNS

KICKOFF RETURN YARDS

Brian Witherspoon (2008)	1,250
Deji Karim (2010)	1,248
Jordan Todman (2014)	972
Derrick Wimbush (2005)	955
Maurice Jones-Drew (2006)	860
David Allen (2003)	831
Maurice Jones-Drew (2007)	811
Shyrone Stith (2000)	785
Reggie Barlow (1998)	747
Jordan Todman (2013)	712

KICKOFF RETURN AVERAGE (MIN. 25 RETURNS)

Maurice Jones-Drew (2006)	27.74
Jordan Todman (2013)	27.38
Maurice Jones-Drew (2007)	26.16
Jordan Todman (2014)	25.58
Deji Karim (2010)	24.96
Reggie Barlow (1998)	24.90
Mike Thomas (2009)	24.77
Derrick Wimbush (2005)	24.49

PUNT RETURN YARDS

Reggie Barlow (1998)	555
Reggie Barlow (1999)	414
Reggie Barlow (1997)	412
Alvin Pearman (2005)	410
Mike Thomas (2010)	358
Chris Hudson (1996)	348
Damon Gibson (2001)	333
David Allen (2003)	324
Bobby Shaw (2002)	310
Rashad Greene (2015)	301

PUNT RETURN TOUCHDOWNS

JAYDON MICKENS (2017)	1
RASHAD GREENE SR. (2015)	1
Mike Thomas (2010)	1
Bobby Shaw (2002)	1
Reggie Barlow (1999)	1
Reggie Barlow (1998)	1

DEFENSE

INTERCEPTIONS

Rashean Mathis (2006)	8
Marlon McCree (2002)	6
Aaron Beasley (1999)	6
Reggie Nelson (2007)	5
Rashean Mathis (2005)	5
Donovin Darius (2004)	5
Rashean Mathis (2004)	5
Deon Figures (1997)	5
Several players tied	4

INTs RETURNED FOR TOUCHDOWN

Rashean Mathis (2008)	2
Aaron Beasley (1999)	2
Several players tied	1

SACKS

CALAIS CAMPBELL (2017)	12.5
Tony Brackens (1999)	12.0
Tony Brackens (2001)	11.0
Kevin Hardy (1999)	10.5
YANNICK NGAKOUE (2017)	10.0
Bobby McCray (2006)	10.0
Gary Walker (1999)	10.0

TACKLES

PAUL POSLUSZNY (2012)	231
Hardy Nickerson (2001)	230
Russell Allen (2012)	201
PAUL POSLUSZNY (2011)	192
Mike Peterson (2005)	190
Wali Rainer (2002)	188
Kevin Hardy (1998)	186
Mike Peterson (2004)	178

SINGLE-SEASON RECORDS

DEFENSE & FUMBLES

TAKEAWAYS

Donovin Darius (2004).....	9
Rashean Mathis (2006).....	8
Marlon McCree (2002).....	6
Aaron Beasley (1999).....	6

FORCED FUMBLES

Tony Brackens (1999).....	8
YANNICK NGAKOUE (2017)	6
Tony Brackens (1997).....	6

FUMBLES

BLAKE BORTLES (2015)	14
Blaine Gabbert (2011).....	14
David Garrard (2009).....	14
Mark Brunell (1996).....	13
David Garrard (2010).....	11
Byron Leftwich (2003).....	11

OPPONENT FUMBLE RECOVERIES

Donovin Darius (2004).....	4
Bryan Schwartz (1998).....	4

FUMBLES LOST

David Garrard (2009).....	8
Blake Bortles (2016)	6
Byron Leftwich (2003).....	6
Blake Bortles (2015).....	5
Blaine Gabbert (2011).....	5
David Garrard (2010).....	4
Several players tied.....	3

SINGLE-GAME RECORDS

SCORING

POINTS

James Stewart (Oct. 12, 1997 vs. Phi.).....	30
Maurice Jones-Drew (Dec. 11, 2011 vs. T.B.).....	24
Fred Taylor (Nov. 19, 2000 at Pit.).....	24
Several players tied.....	18

FIELD GOALS

Josh Scobee (Oct. 10, 2010 at Buf.).....	5
Josh Scobee (Nov. 25, 2007 vs. Buf.).....	5
Mike Hollis (Sept. 10, 2000 at Bal.).....	5
Mike Hollis (Nov. 30, 1997 vs. Bal.).....	5
Mike Hollis (Dec. 1, 1996 vs. Cin.).....	5
Several players tied.....	4

TOUCHDOWNS

James Stewart (Oct. 12, 1997 vs. Phi.).....	5
Maurice Jones-Drew (Dec. 11, 2011 vs. T.B.).....	4
Fred Taylor (Nov. 19, 2000 at Pit.).....	4
Several players tied.....	3

EXTRA POINTS

Josh Scobee (Dec. 23, 2007 vs. Oak.).....	7
Mike Hollis (Dec. 3, 2000 vs. Cle.).....	6
Mike Hollis (Nov. 1, 1998 at Bal.).....	6
Several players tied.....	5



PASSING

PASSING YARDS

Mark Brunell (Sept. 22, 1996 at N.E.).....	432
Mark Brunell (Oct. 20, 1996 at STL).....	421
Mark Brunell (Sept. 10, 2000 at Bal.).....	386
BLAKE BORTLES (Nov. 8, 2015 at NYJ)	381
Mark Brunell (Sept. 20, 1998 vs. Bal.).....	376
BLAKE BORTLES (Dec. 27, 2015 at N.O.)	368
Byron Leftwich (Oct. 10, 2004 at S.D.).....	357
Mark Brunell (Dec. 1, 1996 vs. Cin.).....	356
Chad Henne (Nov. 18, 2012 at Hou.).....	354
Quinn Gray (Nov. 4, 2007 at N.O.).....	354
Mark Brunell (Nov. 10, 1996 vs. Bal.).....	354

PASSING TDs

BLAKE BORTLES (Dec. 6, 2015 at Ten.)	5
BLAKE BORTLES (Sept. 24, 2017 vs. Bal.)	4
BLAKE BORTLES (Oct. 11, 2015 at T.B.)	4
CHAD HENNE (Nov. 18, 2012 at Hou.)	4
David Garrard (Oct. 31, 2010 at Dal.).....	4
Quinn Gray (Dec. 30, 2007 at Hou.).....	4
Mark Brunell (Nov. 29, 1998 at Cin.).....	4
Several players tied.....	3

PASS ATTEMPTS

BLAKE BORTLES (Oct. 27, 2016 vs. Ten.)	54
Byron Leftwich (Oct. 10, 2004 at S.D.).....	54
BLAKE BORTLES (Oct. 18, 2015 vs. Hou.)	53
Mark Brunell (Oct. 20, 1996 at STL).....	52
BLAKE BORTLES (Nov. 12, 2017 vs. LAC)	51
CHAD HENNE (Dec. 29, 2013 at Ind.)	51
CHAD HENNE (Dec. 23, 2012 vs. N.E.)	51
BLAKE BORTLES (Oct. 4, 2015 at Ind.)	50
Mark Brunell (Sept. 10, 2000 at Bal.).....	50
BLAKE BORTLES (Nov. 29, 2015 vs. S.D.)	49
Blaine Gabbert (Oct. 28, 2012 at G.B.).....	49

INTERCEPTIONS

Mark Brunell (Oct. 20, 1996 at STL).....	5
Luke McCown (Sept. 18, 2011 at NYJ).....	4
David Garrard (Sept. 19, 2010 at S.D.).....	4
David Garrard (Nov. 12, 2006 vs. Hou.).....	4
Several players tied.....	3

AVG. GAIN PER ATTEMPT (MIN. 20 ATTEMPTS)

David Garrard (Oct. 21, 2010 at Dal.).....	12.38
Rob Johnson (Aug. 31, 1997 at Bal.).....	12.25
Byron Leftwich (Oct. 5, 2003 vs. S.D.).....	12.00
Mark Brunell (Nov. 1, 1998 at Bal.).....	11.85
Mark Brunell (Nov. 21, 1999 vs. N.O.).....	11.70
Mark Brunell (Sept. 22, 1996 at N.E.).....	11.08

PASS COMPLETIONS

Mark Brunell (Oct. 20, 1996 at STL).....	37
Byron Leftwich (Oct. 10, 2004 at S.D.).....	36
BLAKE BORTLES (Oct. 27, 2016 at Ten.)	33
BLAKE BORTLES (Oct. 12, 2014 at Ten.)	32
BLAKE BORTLES (Nov. 13, 2016 vs. Hou.)	32
BLAKE BORTLES (Nov. 29, 2015 vs. S.D.)	30
BLAKE BORTLES (Oct. 18, 2015 vs. Hou.)	30
CHAD HENNE (Dec. 29, 2013 at Ind.)	30
David Garrard (Oct. 18, 2009 vs. STL).....	30
Mark Brunell (Oct. 15, 1995 vs. Chi.).....	30

COMPLETION % (MIN. 20 ATTEMPTS)

Mark Brunell (Sept. 7, 2003 at Car.).....	85.2
Mark Brunell (Oct. 29, 2000 at Dal.).....	83.3
Rob Johnson (Aug. 31, 1997 at Bal.).....	83.3
David Garrard (Dec. 2, 2007 at Ind.).....	82.8
David Garrard (Oct. 31, 2010 at Dal.).....	81.0
David Garrard (Oct. 10, 2010 at Buf.).....	80.0
Mark Brunell (Oct. 6, 1996 at N.O.).....	80.0

SINGLE-GAME RECORDS

RUSHING

RUSHING YARDS

Fred Taylor (Nov. 19, 2000 at Pit.).....	234
Fred Taylor (Dec. 21, 2003 vs. N.O.).....	194
Maurice Jones-Drew (Dec. 5, 2010 at Ten.).....	186
Fred Taylor (Dec. 6, 1998 vs. Det.).....	183
LEONARD FOURNETTE (Oct. 8, 2017 at Pit.)	181
Fred Taylor (Dec. 3, 2000 vs. Cle.).....	181
Maurice Jones-Drew (Sept. 23, 2012 at Ind.).....	177
Maurice Jones-Drew (Nov. 1, 2009 at Ten.).....	177
Maurice Jones-Drew (Jan. 1, 2012 vs. Ind.).....	169
Maurice Jones-Drew (Dec. 10, 2006 vs. Ind.).....	166

RUSHING TOUCHDOWNS

James Stewart (Oct. 12, 1997 vs. Phi.).....	5
Maurice Jones-Drew (Oct. 18, 2009 vs. STL)	3
Maurice Jones-Drew (Sept. 27, 2009 at Hou.).....	3
Fred Taylor (Dec. 3, 2000 vs. Cle.)	3
Fred Taylor (Nov. 19, 2000 at Pit.).....	3
Fred Taylor (Nov. 15, 1998 vs. T.B.).....	3
<i>Several players tied</i>	2

RUSHING ATTEMPTS

Fred Taylor (Dec. 21, 2003 vs. N.O.).....	34
Maurice Jones-Drew (Oct. 18, 2009 vs. STL)	33
Fred Taylor (Nov. 23, 2003 at NYJ).....	32
Fred Taylor (Dec. 17, 2000 at Cin.).....	32
Fred Taylor (Dec. 6, 1998 vs. Det.).....	32
Maurice Jones-Drew (Dec. 5, 2010 at Ten.).....	31
Fred Taylor (Oct. 29, 2000 at Dal.).....	31
<i>Several players tied</i>	30

RUSHING AVERAGE (MIN. 10 ATTEMPTS)

Maurice Jones-Drew (Dec. 10, 2006 vs. Ind.).....	11.07
Maurice Jones-Drew (Oct. 14, 2007 vs. Hou.)	10.42
Fred Taylor (Oct. 31, 1999 at Cin.).....	8.53
Maurice Jones-Drew (Sept. 24, 2006 at Ind.).....	7.92
Stacey Mack (Dec. 30, 2001 vs. K.C.)	7.81
Fred Taylor (Nov. 19, 2000 at Pit.).....	7.80
Fred Taylor (Oct. 30, 2005 at STL)	7.50
Fred Taylor (Dec. 19, 2004 at G.B.).....	7.50



RECEIVING & YARDAGE

RECEPTIONS

Keenan McCardell (Oct. 20, 1996 at STL).....	16
Jimmy Smith (Sept. 10, 2000 at Bal.)	15
Justin Blackmon (Oct. 13, 2013 at Den.).....	14
Jimmy Smith (Jan. 2, 2000 vs. Cin.).....	14
ALLEN HURNS (Oct. 4, 2015 at Ind.).....	11
Keenan McCardell (Dec. 23, 2000 at NYG)	11
Keenan McCardell (Oct. 1, 2000 vs. Pit.).....	11
Keenan McCardell (Dec. 7, 1997 vs. N.E.).....	11
<i>Several players tied</i>	10

RECEIVING TDs

MARCEDES LEWIS (Sept. 24, 2017 vs. Bal.).....	3
ALLEN ROBINSON (Dec. 6, 2015 at Ten.)	3
Jimmy Smith (Sept. 10, 2000 at Bal.)	3
<i>Several players tied</i>	2

YARDS PER RECEPTION (MIN. 4 RECEPTIONS)

Justin Blackmon (Nov. 18, 2012 at Hou.)	33.7
Ernest Wilford (Dec. 24, 2005 at Hou.).....	29.5
Andre Rison (Sept. 22, 1996 at N.E.).....	28.8
Jimmy Smith (Nov. 9, 1997 vs. K.C.).....	28.0

RECEIVING YARDS

Jimmy Smith (Sept. 10, 2000 at Bal.)	291
Justin Blackmon (Nov. 18, 2012 at Hou.)	236
Keenan McCardell (Oct. 20, 1996 at STL).....	232
Jimmy Smith (Nov. 21, 1999 vs. N.O.).....	220
Justin Blackmon (Oct. 13, 2013 at Den.).....	190
Jimmy Smith (Jan. 2, 2000 vs. Cin.)	165
Jimmy Smith (Sept. 22, 1997 vs. Pit.).....	164
Jimmy Smith (Dec. 1, 1996 vs. Cin.).....	162
Pete Mitchell (Nov. 19, 1995 at T.B.).....	161
Jimmy Smith (Nov. 16, 1997 vs. Ten.).....	158

SCRIMMAGE YARDS

Jimmy Smith (Sept. 10, 2000 at Bal.)	291
Fred Taylor (Nov. 19, 2000 at Pit.).....	248
Fred Taylor (Sept. 29, 2002 vs. NYJ)	237
Justin Blackmon (Nov. 18, 2012 at Hou.)	236
Keenan McCardell (Oct. 20, 1996 at STL).....	232
Fred Taylor (Dec. 21, 2003 at N.O.).....	225
Maurice Jones-Drew (Nov. 21, 2010 vs. Cle.).....	220
Jimmy Smith (Nov. 21, 1999 vs. N.O.).....	220
Fred Taylor (Sept. 20, 1998 vs. Bal.)	213
Fred Taylor (Dec. 6, 1998 vs. Det.).....	206



ALL-PURPOSE YARDS

Maurice Jones-Drew (Dec. 10, 2006 vs. Ind.).....	303
Jimmy Smith (Sept. 10, 2000 at Bal.)	291
Maurice Jones-Drew (Oct. 14, 2007 vs. Hou.)	260
Fred Taylor (Nov. 19, 2000 at Pit.).....	248
Maurice Jones-Drew (Sept. 24, 2006 at Ind.).....	244
Fred Taylor (Sept. 29, 2002 vs. NYJ)	237
Justin Blackmon (Nov. 18, 2012 at Hou.)	236
Keenan McCardell (Oct. 20, 1996 at STL).....	232
Fred Taylor (Dec. 21, 2003 vs. N.O.).....	225
<i>Several players tied</i>	220

PUNTING

PUNTS

Bryan Anger (Sept. 8, 2013 vs. K.C.).....	11
Adam Podlesh (Nov. 16, 2008 vs. Ten.).....	10
BRAD NORTMAN (Nov. 19, 2017 at Cle.)	9
BRAD NORTMAN (Nov. 12, 2017 vs. LAC)	9
Bryan Anger (Oct. 21, 2012 at Oak.).....	9
Bryan Anger (Sept. 16, 2012 vs. Hou.).....	9
Nick Harris (Dec. 24, 2011 at Ten.).....	9
Nick Harris (Nov. 27, 2011 vs. Hou.).....	9
Chris Hanson (Oct. 16, 2005 at Pit.).....	9
Chris Hanson (Sept. 19, 2004 vs. Den.)	9
Bryan Barker (Sept. 25, 2000 at Ind.)	9
Bryan Barker (Nov. 14, 1999 vs. Bal.).....	9
Bryan Barker (Oct. 29, 1995 at Pit.)	9

PUNTS INSIDE 20

Bryan Barker (Nov. 14, 1999 vs. Bal.).....	8
Bryan Anger (Nov. 17, 2013 vs. Ari.).....	6
Bryan Barker (Oct. 3, 1999 vs. Pit.)	6

GROSS AVERAGE (MIN. 4 PUNTS)

Bryan Anger (Dec. 23, 2012 vs. N.E.).....	56.3
Bryan Anger (Oct. 11, 2015 at T.B.).....	55.3
BRAD NORTMAN (Oct. 16, 2016 at Chi.)	55.0
Bryan Barker (Oct. 19, 1997 at Dal.)	53.8
BRAD NORTMAN (Oct. 2, 2016 vs. Ind.).....	53.6
Bryan Anger (Sept. 9, 2012 at Min.).....	53.5
Bryan Anger (Sept. 23, 2012 at Ind.)	53.5

NET AVERAGE (MIN. 4 PUNTS)

BRAD NORTMAN (Oct. 16, 2016 at Chi.)	52.2
Bryan Anger (Nov. 4, 2012 vs. Det.).....	50.5
Adam Podlesh (Dec. 23, 2007 vs. Oak.)	49.8
Chris Hanson (Nov. 10, 2002 vs. Was.).....	48.2
Bryan Anger (Dec. 26, 2012 at Mia.).....	47.4



SINGLE-GAME RECORDS

RETURNS

KICKOFF RETURNS

Deji Karim (Oct. 18, 2010 vs. Ten.)	7
Jermaine Lewis (Oct. 10, 2004 at S.D.)	7
Curtis Marsh (Nov. 12, 1995 vs. Sea.)	7
<i>Several players tied</i>	6

KICKOFF RETURN AVERAGE (MIN. 3 RETURNS)

Maurice Jones-Drew (Nov. 4, 2007 at N.O.)	47.33
Derrick Wimbush (Nov. 27, 2005 at Ari.)	46.00
Brian Witherspoon (Sept. 7, 2008 at Ten.)	41.33
Randy Jordan (Oct. 13, 1996 vs. NYJ)	39.67
Tiquan Underwood (Sept. 12, 2010 vs. Den.)	38.33

KICKOFF RETURN YARDS

Reggie Barlow (Oct. 25, 1998 at Den.)	206
Jordan Todman (Sept. 28, 2014 at S.D.)	174
Jordan Todman (Nov. 2, 2014 at Cin.)	173
Curtis Marsh (Nov. 12, 1995 vs. Sea.)	169
Deji Karim (Oct. 18, 2010 vs. Ten.)	168
Reggie Barlow (Dec. 7, 1997 vs. N.E.)	157
Rashad Jennings (Nov. 18, 2012 at Hou.)	149
David Allen (Dec. 14, 2003 at N.E.)	147
Alvis Whitted (Dec. 26, 1999 at Ten.)	147
Mike Thomas (Nov. 1, 2009 at Ten.)	146

KICKOFF RETURN TDs

MARQISE LEE (Dec. 18, 2016 at Hou.)	1
Maurice Jones-Drew (Nov. 4, 2007 at N.O.)	1
Maurice Jones-Drew (Dec. 10, 2006 vs. Ind.)	1
Derrick Wimbush (Nov. 27, 2005 at Ari.)	1
Elvis Joseph (Nov. 18, 2001 at Pit.)	1
Alvis Whitted (Dec. 26, 1999 at Ten.)	1
Reggie Barlow (Dec. 7, 1997 vs. N.E.)	1

PUNT RETURN YARDS

Reggie Barlow (Sept. 13, 1998 vs. K.C.)	134
Mike Thomas (Dec. 19, 2010 at Ind.)	99
Desmond Howard (Sept. 24, 1995 vs. G.B.)	82
Reggie Barlow (Sept. 20, 1998 vs. Bal.)	81
Reggie Barlow (Nov. 21, 1999 vs. N.O.)	80
Reggie Barlow (Nov. 23, 1997 at Cin.)	79
Jermaine Lewis (Sept. 19, 2004 vs. Den.)	78
RASHAD GREENE SR. (Nov. 19, 2015 vs. Ten.)	76
Reggie Barlow (Nov. 2, 1997 at Ten.)	76
<i>Several players tied</i>	73

PUNT RETURNS

Alvin Pearman (Dec. 18, 2005 vs. S.F.)	7
Alvin Pearman (Nov. 13, 2005 vs. Bal.)	7
Ace Sanders (Nov. 17, 2013 vs. Ari.)	6
Mike Thomas (Oct. 24, 2011 vs. Bal.)	6
David Allen (Dec. 7, 2003 vs. Hou.)	6
Reggie Barlow (Dec. 3, 2000 vs. Cle.)	6
R. Jay Soward (Oct. 8, 2000 vs. Bal.)	6
Reggie Barlow (Nov. 14, 1999 vs. Bal.)	6
Reggie Barlow (Sept. 20, 1998 vs. Bal.)	6
<i>Several players tied</i>	5

PUNT RETURN TDs

JAYDON MICKENS (Nov. 5, 2017)	1
RASHAD GREENE SR. (Dec. 13, 2015 vs. Ind.)	1
Mike Thomas (Dec. 19, 2010 at Ind.)	1
Bobby Shaw (Oct. 6, 2002 vs. Phi.)	1
Reggie Barlow (Nov. 21, 1999 vs. N.O.)	1
Reggie Barlow (Sept. 13, 1998 vs. K.C.)	1

PUNT RETURN YARD AVG.

Reggie Barlow (Sept. 13, 1998 vs. K.C.)	44.67
Reggie Barlow (Nov. 23, 1997 at Cin.)	26.33
Reggie Barlow (Nov. 2, 1997 at Ten.)	25.33
Mike Thomas (Dec. 19, 2010 at Ind.)	24.75
Reggie Barlow (Nov. 29, 1998 at Cin.)	23.00
Brian Witherspoon (Nov. 29, 2009 at S.F.)	21.00
Desmond Howard (Sept. 24, 1995 vs. G.B.)	20.50
Dennis Northcutt (Dec. 9, 2007 vs. Car.)	20.00



DEFENSE, FUMBLES & BLOCKS

INTERCEPTIONS

TASHAUN GIPSON (Oct. 8, 2017 at Pit.)	2
Davon House (Nov. 15, 2015 at Bal.)	2
Derek Cox (Oct. 31, 2010 at Dal.)	2
Rashean Mathis (Nov. 5, 2006 vs. Ten.)	2
Rashean Mathis (Sept. 18, 2006 vs. Pit.)	2
Terry Cousin (Nov. 13, 2005 vs. Bal.)	2
Rashean Mathis (Oct. 30, 2005 at STL)	2
Donovin Darius (Jan. 2, 2005 at Oak.)	2
Rashean Mathis (Dec. 19, 2004 at G.B.)	2
Marlon McCree (Sept. 15, 2002 at K.C.)	2
Rayna Stewart (Sept. 10, 2000 at Bal.)	2
Aaron Beasley (Sept. 12, 1999 vs. S.F.)	2
Deon Figures (Aug. 31, 1997 at Bal.)	2
<i>Several players tied</i>	1

TAKEAWAYS

Darren Carrington (Oct. 1, 1995 at Hou.)	3
--	---

FORCED FUMBLES

Tony Brackens (Oct. 3, 1999 vs. Pit.)	3
<i>Several players tied</i>	2

OPPONENT FUMBLE RECOVERIES

Telvin Smith (Nov. 23, 2014 at Ind.)	2
Tony Brackens (Sept. 29, 1996 vs. Car.)	2
Darren Carrington (Oct. 1, 1995 at Hou.)	2

INTs RETURNED FOR TOUCHDOWN

BARRY CHURCH (Oct. 8, 2017 at Pit.)	1
TELVIN SMITH (Oct. 8, 2017 at Pit.)	1
JALEN RAMSEY (Dec. 24, 2016 vs. Ten.)	1
TELVIN SMITH (Oct. 25, 2015 vs. Buf.)	1
Dwayne Gratz (Dec. 28, 2014 at Hou.)	1
PAUL POSLUSZNY (Oct. 13, 2013 at Den.)	1
Rashean Mathis (Sept. 21, 2008 at Ind.)	1
Rashean Mathis (Oct. 5, 2008 vs. Pit.)	1
Clint Ingram (Dec. 9, 2007 vs. Car.)	1
Aaron Glenn (Oct. 28, 2007 at T.B.)	1
Scott Starks (Nov. 5, 2006 vs. Ten.)	1
Mike Peterson (Nov. 13, 2005 vs. Bal.)	1
Rashean Mathis (Oct. 16, 2005 at Pit.)	1
Tony Brackens (Nov. 28, 1999 at Bal.)	1
Aaron Beasley (Sept. 26, 1999 vs. Ten.)	1
Aaron Beasley (Sept. 12, 1999 vs. S.F.)	1
Mickey Washington (Oct. 22, 1995 at Cle.)	1

BLOCKED PUNTS

Dan Skuta (Jan. 1, 2017 at IND)	1
Hayes Pullard III (Nov. 29, 2015 vs. S.D.)	1
J.T. Thomas (Sept. 8, 2013 vs. K.C.)	1
Mike Harris (Dec. 30, 2012 at Ten.)	1
Kassim Osgood (Dec. 15, 2011 at Atl.)	1
Rashad Jennings (Sept. 19, 2010 at S.D.)	1
Jorge Cordova (Dec. 10, 2006 vs. Ind.)	1
Gerald Sensabaugh (Oct. 8, 2006 vs. NYJ)	1
Derrick Wimbush (Oct. 9, 2005 vs. Cin.)	1
Eric Westmoreland (Oct. 27, 2002 vs. Hou.)	1
Donovin Darius (Sept. 10, 2001 vs. Pit.)	1
Donovin Darius (Oct. 1, 2000 vs. Pit.)	1
Dave Thomas (Nov. 14, 1999 vs. Bal.)	1
Alvis Whitted (Nov. 1, 1998 at Bal.)	1
Dave Thomas (Oct. 12, 1997 vs. Phi.)	1
Mike Dumas (Dec. 3, 1995 at Den.)	1

SACKS

CALAIS CAMPBELL (Sept. 10, 2017 at Hou.)	4.0
Chris Clemons (Nov. 23, 2014 at Ind.)	3.0
Paul Spicer (Sept. 25, 2005 at NYJ)	3.0
John Henderson (Oct. 6, 2002 vs. Phi.)	3.0
Kelvin Prichett (Oct. 5, 1997 vs. Cin.)	3.0

TACKLES

Hardy Nickerson (Nov. 25, 2001 vs. Bal.)	23
Russell Allen (Sept. 16, 2012 vs. Hou.)	22
Wali Rainer (Oct. 13, 2002 at Ten.)	22
T.J. Slaughter (Nov. 25, 2001 vs. Bal.)	22
PAUL POSLUSZNY (Dec. 19, 2012 at Mia.)	21
Bryan Schwartz (Dec. 17, 1995 at Det.)	21
Russell Allen (Nov. 18, 2012 at Hou.)	20
Daryl Smith (Dec. 18, 2010 at Ind.)	20
Kevin Hardy (Nov. 1, 1998 at Bal.)	20

BLOCKED FIELD GOALS

Tyson Alualu (Dec. 27, 2015 at N.O.)	1
Chris Clemons (Sept. 13, 2015 vs. Car.)	1
Rashean Mathis (Oct. 2, 2005 vs. Den.)	1
John Henderson (Dec. 8, 2002 vs. Cle.)	1
Marcus Stroud (Sept. 8, 2002 vs. Ind.)	1
Marcus Stroud (Dec. 3, 2001 vs. G.B.)	1
Clyde Simmons (Sept. 22, 1997 vs. Pit.)	1
Clyde Simmons (Dec. 1, 1996 vs. Cin.)	1

ROOKIE RECORDS

SCORING & PASSING

POINTS (SEASON)

Fred Taylor (1998).....	102
Maurice Jones-Drew (2006)	96
Josh Scobee (2004).....	93
Seth Marler (2003).....	90
LEONARD FOURNETTE (2017).....	48
ALLEN HURNS (2014).....	36
Justin Blackmon (2012).....	32
Willie Jackson (1995).....	32
Matt Jones (2005).....	30
Hayden Epstein (2002).....	28

PASSING YARDS (GAME)

BLAKE BORTLES (Oct. 12, 2014 at Ten.)	336
Byron Leftwich (Oct. 5, 2003 vs. S.D.).....	336
BLAKE BORTLES (Nov. 9, 2014 vs. Dal.)	290
Byron Leftwich (Dec. 14, 2003).....	288
Byron Leftwich (Oct. 12, 2003).....	256
BLAKE BORTLES (Sept. 28, 2014 at S.D.)	254
BLAKE BORTLES (Nov. 2, 2014 at Cin.)	247
Byron Leftwich (Sept. 28, 2003 at Hou.).....	231
Byron Leftwich (Nov. 30, 2003 vs. T.B.).....	224
BLAKE BORTLES (Sept. 21, 2014 vs. Ind.).....	223

PASS COMPLETIONS (SEASON)

Blake Bortles (2014)	280
Byron Leftwich (2003).....	239
Blaine Gabbert (2011).....	210
Jonathan Quinn (1998).....	34
David Garrard (2002).....	23
Rob Johnson (1995).....	3
Matt Jones (2005).....	2
LaBrandon Toefield (2003).....	1
Ace Sanders (2013).....	1

PASSING TDs (SEASON)

Byron Leftwich (2003).....	14
Blaine Gabbert (2011).....	12
BLAKE BORTLES (2014).....	11
Jonathan Quinn (1998).....	2
David Garrard (2002).....	1
Ace Sanders (2013).....	1

INTERCEPTIONS (SEASON)

BLAKE BORTLES (2014).....	17
Byron Leftwich (2003).....	16
Blaine Gabbert (2011).....	11
Jonathan Quinn (1998).....	3
David Garrard (2002).....	2
Rob Johnson (1995).....	1

TOUCHDOWNS (SEASON)

Fred Taylor (1998).....	17
Maurice Jones-Drew (2006)	16
LEONARD FOURNETTE (2017).....	8
ALLEN HURNS (2014)	6
Matt Jones (2005).....	5
Justin Blackmon (2012).....	5
Greg Jones (2004).....	3
LaBrandon Toefield (2003).....	3
Elvis Joseph (2001).....	3
James Stewart (1995).....	3

PASS ATTEMPTS (SEASON)

BLAKE BORTLES (2014).....	475
Byron Leftwich (2003).....	418
Blaine Gabbert (2011).....	413
Jonathan Quinn (1998).....	64
David Garrard (2002).....	46
Rob Johnson (1995).....	7
Matt Jones (2005).....	3
LaBrandon Toefield (2003).....	2
Ace Sanders (2013).....	1

PASS COMPLETIONS (GAME)

BLAKE BORTLES (Oct. 12, 2014 at Ten.)	32
BLAKE BORTLES (Sept. 28, 2014 at S.D.)	29
Byron Leftwich (Oct. 12, 2003 vs. Mia.).....	24
BLAKE BORTLES (Nov. 9, 2014 vs. Dal.)	22
BLAKE BORTLES (Nov. 2, 2014 at Cin.)	22
BLAKE BORTLES (Oct. 5, 2014 vs. Pit.)	22
Blaine Gabbert (Nov. 20, 2011 at Cle.).....	22
Byron Leftwich (Nov. 2, 2003 at Bal.).....	22
<i>Several players tied.....</i>	<i>21</i>

PASSING TDs (GAME)

BLAKE BORTLES (Nov. 2, 2014 at Cin.)	2
BLAKE BORTLES (Sept. 21, 2014 vs. Ind.)	2
Blaine Gabbert (Dec. 11, 2011 vs. T.B.).....	2
Blaine Gabbert (Dec. 5, 2011 vs. S.D.).....	2
Byron Leftwich (Oct. 5, 2003 vs. S.D.).....	2
Byron Leftwich (Nov. 30, 2003 vs. T.B.).....	2
<i>Several players tied.....</i>	<i>1</i>

INTERCEPTIONS (GAME)

BLAKE BORTLES (Oct. 19, 2014 vs. Cle.)	3
Byron Leftwich (Oct. 12, 2003 vs. Mia.).....	3
Byron Leftwich (Sept. 28, 2003 at Hou.).....	3
<i>Several players tied.....</i>	<i>2</i>

PASSING YARDS (SEASON)

BLAKE BORTLES (2014).....	2,908
Byron Leftwich (2003).....	2,819
Blaine Gabbert (2011).....	2,214
Jonathan Quinn (1998).....	387
David Garrard (2002).....	231
LaBrandon Toefield (2003).....	32
Rob Johnson (1995).....	24
Ace Sanders (2013).....	21
Matt Jones (2005).....	12

PASS ATTEMPTS (GAME)

BLAKE BORTLES (Oct. 12, 2014 at Ten.)	46
Byron Leftwich (Oct. 12, 2003 vs. Mia.).....	42
Blaine Gabbert (Dec. 24, 2011 at Ten.).....	42
Blaine Gabbert (Oct. 2, 2011 vs. N.O.).....	42
Blaine Gabbert (Nov. 20, 2011 at Cle.).....	41
Byron Leftwich (Dec. 14, 2003 at N.E.).....	40
BLAKE BORTLES (Dec. 14, 2014 at Bal.)	37
BLAKE BORTLES (Dec. 7, 2014 vs. Hou.)	39
BLAKE BORTLES (Nov. 9, 2014 vs. Dal.)	37
BLAKE BORTLES (Sept. 28, 2014 at S.D.)	37



RUSHING

RUSHING YARDS (SEASON)

Fred Taylor (1998).....	1,223
Maurice Jones-Drew (2006)	941
LEONARD FOURNETTE (2017).....	822
T.J. YELDON (2015)	740
James Stewart (1995).....	525
BLAKE BORTLES (2014).....	419
Elvis Joseph (2001).....	294
LaBrandon Toefield (2003).....	212
Rashad Jennings (2009).....	202
Greg Jones (2004).....	162
Deji Karim (2010).....	160

RUSHING YARDS (GAME)

Fred Taylor (Dec. 6, 1998 vs. Det.).....	183
LEONARD FOURNETTE (Oct. 8, 2017 at Pit.)	181
Maurice Jones-Drew (Dec. 10, 2006 vs. Ind.).....	166
Maurice Jones-Drew (Dec. 24, 2006 vs. N.E.).....	131
LEONARD FOURNETTE (Oct. 15, 2017 vs. LAR) ...	130
Fred Taylor (Nov. 15, 1998 vs. T.B.).....	128
Fred Taylor (Sept. 20, 1998 vs. Bal.).....	128
Fred Taylor (Nov. 8, 1998 vs. Cin.).....	118
Fred Taylor (Sept. 27, 1998 at Ten.).....	116
T.J. YELDON (Oct. 25, 2015 vs. Buf.).....	115

RUSHING ATTEMPTS (SEASON)

Fred Taylor (2003).....	264
LEONARD FOURNETTE (2017).....	207
T.J. YELDON (2015)	182
Maurice Jones-Drew (2006)	166
James Stewart (1995).....	137
Elvis Joseph (2001).....	68
Greg Jones (2004).....	62
BLAKE BORTLES (2014).....	56
LaBrandon Toefield (2003).....	53
Blaine Gabbert (2011).....	48

ROOKIE RECORDS

RUSHING

RUSHING ATTEMPTS (GAME)

Fred Taylor (Dec. 6, 1998 vs. Det.).....	32
LEONARD FOURNETTE (Oct. 8, 2017 at Pit.)	28
LEONARD FOURNETTE (Nov. 19, 2017 at Cle.).....	28
Fred Taylor (Nov. 8, 1998 vs. Cin.).....	27
LEONARD FOURNETTE (Sept. 10, 2017 at Hou.) ...	26
Maurice Jones-Drew (Dec. 17, 2006 at Ten.).....	25
Fred Taylor (Sept. 27, 1998 at Ten.).....	25
T.J. Yeldon (Sept. 20, 2015 vs. Mia.).....	25
LEONARD FOURNETTE (Oct. 1, 2017 at NYJ)	24
Fred Taylor (Dec. 20, 1998 at Min.).....	23
Fred Taylor (Sept. 20, 1998 vs. Bal.).....	23

RUSHING TDs (SEASON)

Fred Taylor (1998).....	14
Maurice Jones-Drew (2006)	13
LEONARD FOURNETTE (2017)	7
Greg Jones (2004).....	3
T.J. Yeldon (2015).....	2
Storm Johnson (2014).....	2
Byron Leftwich (2003).....	2
LaBrandon Toefield (2003).....	2
David Garrard (2002).....	2
James Stewart (1995).....	2

RUSHING TDs (GAME)

Fred Taylor (Nov. 15, 1998 vs. T.B.).....	3
LEONARD FOURNETTE (Oct. 8, 2017)	2
Maurice Jones-Drew (Dec. 24, 2006 vs. N.E.).....	2
Maurice Jones-Drew (Dec. 10, 2006 vs. Ind.).....	2
Maurice Jones-Drew (Oct. 8, 2006 vs. NYJ)	2
David Garrard (Oct. 13, 2002 at Ten.).....	2
Fred Taylor (Oct. 12, 1998 vs. Mia.)	2
Fred Taylor (Dec. 6, 1998 vs. Det.).....	2
<i>Several players tied</i>	1

RECEIVING & YARDAGE

RECEPTIONS (SEASON)

Justin Blackmon (2012).....	64
Willie Jackson (1995).....	53
ALLEN HURNS (2014)	51
Ace Sanders (2013)	51
ALLEN ROBINSON (2014)	48
Mike Thomas (2009).....	48
Maurice Jones-Drew (2006)	46
Fred Taylor (1998).....	44
Pete Mitchell (1995).....	41
MARQISE LEE (2014)	37

RECEPTIONS (GAME)

Pete Mitchell (Nov. 19, 1995 at T.B.).....	10
Fred Taylor (Sept. 20, 1998 vs. Bal.)	9
ALLEN ROBINSON (Oct. 12, 2014 at Ten.).....	8
Ace Sanders (Dec. 1, 2013 at Cle.).....	8
Ace Sanders (Nov. 17, 2013 vs. Ari.)	8
Zach Miller (Jan. 3, 2010 at Cle.)	8
<i>Several players tied</i>	7

RECEIVING YARDS (SEASON)

Justin Blackmon (2012).....	865
ALLEN HURNS (2014)	677
Willie Jackson (1995).....	589
ALLEN ROBINSON (2014)	548
Pete Mitchell (1995).....	527
Ace Sanders (2013)	484
Mike Thomas (2009).....	453
Maurice Jones-Drew (2006)	436
Matt Jones (2005).....	432
Marqise Lee (2014)	422

RECEIVING TDs (SEASON)

ALLEN HURNS (2014)	6
Justin Blackmon (2012).....	5
Matt Jones (2005)	5
Willie Jackson (1995).....	5
Fred Taylor (1998).....	3
<i>Several players tied</i>	2

YARDS/REC. (SEASON) (MIN. 25 RECEPTIONS)

Justin Blackmon (2012).....	13.52
ALLEN HURNS (2014)	13.27
Pete Mitchell (1995).....	12.85
Matt Jones (2005)	12.00
ALLEN ROBINSON (2014)	11.42
Marqise Lee (2014)	11.41
Willie Jackson (1995).....	11.11
Reggie Williams (2004).....	9.93
Fred Taylor (1998).....	9.57
Ace Sanders (2013)	9.49

YARDS/REC. (GAME) (MIN. 4 RECEPTIONS)

Justin Blackmon (Nov. 18, 2012 at Hou.)	33.71
ALLEN HURNS (Sept. 7, 2014 at Phi.)	27.50
Matt Jones (Nov. 13, 2005 vs. Bal.)	23.40
Willie Jackson (Dec. 24, 1995 vs. Cle.).....	20.25
T.J. YELDON (Dec. 6, 2015 at Ten.)	19.75
Willie Jackson (Dec. 10, 1995 vs. Ind.).....	18.83
ALLEN ROBINSON (Sept. 14, 2014 at Was.)....	18.75
Mike Sims-Walker (Oct. 5, 2008 vs. Pit.)	17.83

SCRIMMAGE YARDS (SEASON)

Fred Taylor (1998).....	1,644
Maurice Jones-Drew (2006)	1,377
T.J. YELDON (2015)	1,019
LEONARD FOURNETTE (2017).....	1,017
Justin Blackmon (2012).....	888
James Stewart (1995).....	715
ALLEN HURNS (2014)	677
Willie Jackson (1995).....	589

ALL-PURPOSE YARDS (SEASON)

Maurice Jones-Drew (2006)	2,250
Fred Taylor (1998).....	1,653
Brian Witherspoon (2008)	1,442
Deji Karim (2010)	1,418
Mike Thomas (2009).....	1,301
David Allen (2003).....	1,223
T.J. Yeldon (2015).....	1,019

100-YARD RECEIVING GAMES (SEASON)

ALLEN HURNS (2014)	2
Justin Blackmon (2012).....	1
Matt Jones (2005)	1
Pete Mitchell (1995).....	1

DEFENSE

SACKS (SEASON)

YANNICK NGAKOUE (2016).....	8.0
Tony Brackens (1996)	7.0
John Henderson (2002)	6.5
Kevin Hardy (1996)	5.5
Tyson Alualu (2010)	3.5
Derrick Harvey (2008).....	3.5
Bobby McCray (2004).....	3.5
Chris Smith (2014).....	3.0
Akin Ayodele (2002).....	3.0
Larry Smith (1999).....	3.0

TACKLES (SEASON)

Bryan Schwartz (1995)	161
Kevin Hardy (1996)	130
Clint Ingram (2006)	117
Akin Ayodele (2002).....	108
T.J. Slaughter (2000).....	108

TACKLES (GAME)

Bryan Schwartz (Dec. 17, 1995 at Det.).....	21
Bryan Schwartz (Dec. 24, 1995 vs. Cle.).....	19
Bryan Schwartz (Dec. 10, 1995 vs. Ind.).....	17

INTERCEPTIONS (SEASON)

Reggie Nelson (2007)	5
Derek Cox (2009).....	4
<i>Several players tied</i>	2

TAKEAWAYS (SEASON)

Derek Cox (2009).....	5
Reggie Nelson (2007)	5
Fernando Bryant (1999).....	5



OPPONENT RECORDS

SCORING

POINTS

Jeff Reed, Pittsburgh (12/1/02).....	19
Several players tied (K. Moreno, Den., 2013).....	18

TOUCHDOWNS

Several players tied (D. Martin, T.B., 2013).....	3
---	---

PASSING

PASSING YARDS

Matt Schaub, Hou. (11/18/12).....	527
Drew Brees, N.O. (11/4/07).....	445
Peyton Manning, Ind. (9/25/00).....	440
Carson Palmer, Ari. (11/17/13).....	419
Drew Brees, N.O. (12/27/15).....	412

PASS ATTEMPTS

Matt Schaub, Hou. (11/16/12).....	55
Vinny Testaverde, Bal. (11/24/96).....	50
Rich Gannon, K.C. (11/9/97).....	50
Shane Matthews, Was. (11/10/02).....	50
Peyton Manning, Ind. (12/10/06).....	50

INTERCEPTIONS THROWN

Jon Kitna, Dal. (10/31/10).....	4
Several players tied (J. Russell, Oak. 2007).....	3

TOUCHDOWN PASSES

Steve McNair, Ten. (12/26/99).....	5
Tony Banks, Bal. (9/10/00).....	5
Matt Schaub, Hou. (11/18/12).....	5
Several players tied (P. Rivers, S.D., 2015).....	4

PASS COMPLETIONS

Matt Schaub, Hou. (11/18/12).....	43
Drew Brees, N.O. (11/4/07).....	35
Jon Kitna, Dal. (10/31/10).....	34
Joe Flacco, Bal. (11/15/15).....	34
Two players tied.....	33

RUSHING

RUSHING YARDS

Chris Johnson, Ten. (11/1/09).....	228
Arian Foster, Hou. (1/2/10).....	180
Steven Jackson, Stl. (10/30/05).....	179
Shawn Alexander, Sea. (10/7/01).....	176
Chris Brown, Ten. (9/9/07).....	175

RUSHING ATTEMPTS

Terry Allen, Was. (9/28/97).....	36
Several players tied (A. Foster, Hou., 2011).....	33

LONGEST RUSHING TDs

Chris Johnson, Ten. (11/1/09).....	89
Marcus Mariota, Ten. (12/6/15).....	87
Joey Galloway, Sea. (11/12/95).....	86
LeSean McCoy, Buf. (11/27/16).....	75
Bilal Powell, NYJ (10/1/17).....	75

RUSHING TOUCHDOWNS

Several players tied (K. Moreno, Den., 2013).....	3
---	---

RECEIVING

RECEPTIONS

Reggie Wayne, Ind. (10/3/10).....	15
Tim Brown, Oak. (12/21/97).....	14
David Boston, S.D. (10/5/03).....	14
Andre Johnson, Hou. (11/18/12).....	14
Several players tied (A. Johnson, Hou. 2013).....	13

RECEIVING YARDS

Andre Johnson, Hou. (11/18/12).....	273
Josh Gordon, Cle. (12/1/13).....	261
Albert Connell, Was. (10/22/00).....	211
Terrell Owens, Buf. (11/22/09).....	197
Several players tied (R. Wayne, Ind., 2010).....	196

LONGEST RECEPTIONS

Terrell Owens, Buf. (11/22/09).....	98
Josh Gordon, Cle. (12/1/13).....	95
Michael Floyd, Ari. (11/17/13).....	91
Kevin Curtis, Stl. (10/30/05).....	83
Kenny Britt, Ten. (9/11/11).....	80

RECEIVING TOUCHDOWNS

Several players tied (R. Moss, N.E., 2009).....	3
---	---

PUNTING

PUNTS

Chris Gardocki, Cle. (12/3/00).....	12
Several players tied (B. Hartmann, Hou., 2011).....	10

LONGEST PUNTS

Brian Moorman, Buf. (9/12/04).....	80
Josh Miller, Pit. (12/2/99).....	75
Kyle Larson, Cin. (10/9/05).....	75
Craig Hentrich, Ten. (11/5/06).....	73

INSIDE THE 20 (MIN. 5 PUNTS)

Several players tied (D. Colquitt, K.C., 2013).....	5
---	---

GROSS AVERAGE (MIN. 4 PUNTS)

Craig Hentrich, Ten. (11/4/01).....	57.5
Mat McBriar, Dal. (9/10/06).....	53.2
Josh Miller, Pit. (12/2/99).....	52.7

YARDAGE

SCRIMMAGE YARDS

Andre Johnson, Hou. (11/18/12).....	273
Josh Gordon, Cle. (12/1/13).....	261
Chris Johnson, Ten. (11/1/09).....	239
Terrell Davis, Den. (10/25/98).....	212
Albert Connell, Was. (10/22/00).....	211

ALL-PURPOSE YARDS

Andre Johnson, Hou. (11/18/12).....	273
Ridel Anthony, T.B. (11/15/98).....	269
Josh Gordon, Cle. (12/1/13).....	261
Eddy Drummond, Det. (11/14/04).....	257
Andre Davis, Hou. (12/30/07).....	254

KICKING

FIELD GOALS

Jeff Reed, Pit. (12/1/02).....	6
Adam Vinatieri, N.E. (9/22/96).....	5
Matt Stover, Bal. (10/8/00).....	5

LONGEST FIELD GOALS

Jason Elam, Den. (10/25/98).....	63
Blair Walsh, Min. (9/9/12).....	55
Ryan Longwell, Min. (11/23/08).....	54
Several players tied (N. Rackers, Hou., 2011).....	53

EXTRA POINTS

Several players tied (P. Dawson, S.F., 2013).....	6
---	---

MOST BLOCKED KICKS (FGs, PATs)

Several players tied (Z. Smith, Bal., 2015).....	1
--	---

OPPONENT RECORDS

DEFENSE

SACKS

Ryan Kerrigan, Was. (9/14/14).....	4.0
Connor Barwin, Hou. (11/27/11).....	4.0
John Abraham, Atl. (12/15/11).....	3.5
Whitney Mercilus, Hou. (1/3/16).....	3.5

TACKLES

Steven Tulloch, Ten. (12/5/10).....	17
Keith Brooking, Atl. (12/28/03).....	15
Jonathan Joseph, Cin. (11/2/08).....	15
Jerod Mayo, N.E. (12/27/09).....	15

INTERCEPTIONS

Samari Rolle, Ten. (12/26/99).....	3
Several players tied (M. Williams, NYJ, 2015).....	2

LONGEST INTERCEPTION RETURN TDs

Anthony Henry, Cle. (12/16/01).....	97t
Anthony Parker, Stl. (10/20/96).....	92t
Adam Jones, Ten. (12/17/06).....	83t
Matt Giordano, Stl. (10/6/12).....	82t

RETURNS

PUNT RETURNS

Jacoby Jones, Hou. (11/27/11).....	7
Dexter McCluster, K.C. (9/8/13).....	7
Several players tied (T. Holliday, Hou., 2012).....	6

PUNT RETURN YARDS

Eddie Drummond, Det. (11/14/04).....	199
Darius Reynaud, Ten. (12/30/12).....	160
Jacoby Jones, Hou. (11/27/11).....	116
Roscoe Parrish, Buf. (11/26/06).....	104

LONGEST PUNT RETURNS

Eddie Drummond, Det. (11/14/04).....	83t
Peter Warrick, Cin. (12/17/00).....	82t
Terrence Wilkins, Ind. (9/24/06).....	82t
Roscoe Parrish, Buf. (11/26/06).....	82t

KICKOFF RETURNS

MarTey Jenkins, Ari. (12/10/00).....	8
Nate Jacquet, Min. (12/23/01).....	8
Justin Miller, NYJ (10/8/06).....	8

KICKOFF RETURN YARDS

Andre Davis, Hou. (12/30/07).....	234
Glyn Milburn, Chi. (9/6/98).....	197
Adam Jones, Ten. (11/20/05).....	196

LONGEST KICKOFF RETURNS

Andre Davis, Hou. (12/30/07).....	104t
Pharoh Cooper, LAR (10/15/17).....	103t
Andre Davis, Hou. (12/30/07).....	97t
Aaron Bailey, Ind. (12/10/95).....	95t
Chad Simpson, Ind. (12/17/09).....	93t



LEAGUE STATISTICS

REGULAR SEASON WEEK 14 VS. SEATTLE SEAHAWKS

WEEK 13 / THROUGH MONDAY, DECEMBER 4, 2017

OFFENSE	N.O.	Atl.	Ind.	Buff.	Minn.	Car.	Chi.	Cin.
GAMES (Won-Lost)	9-3	7-5	3-9	6-6	10-2	8-4	3-9	5-7
FIRST DOWNS	258	245	199	203	259	241	188	195
Rushing	89	75	65	74	75	91	67	54
Passing	153	152	115	113	156	127	100	122
Penalty	16	18	19	16	28	23	21	19
YDS GAINED (tot)	4903	4382	3552	3557	4445	3944	3309	3370
Avg per Game	408.6	365.2	296.0	296.4	370.4	328.7	275.8	280.8
RUSHING (net)	1711	1387	1189	1464	1474	1533	1386	962
Avg per Game	142.6	115.6	99.1	122.0	122.8	127.8	115.5	80.2
Rushes	344	312	323	350	377	361	323	280
Yards per Rush	5.0	4.4	3.7	4.2	3.9	4.2	4.3	3.4
PASSING (net)	3192	2995	2363	2093	2971	2411	1923	2408
Avg per Game	266.0	249.6	196.9	174.4	247.6	200.9	160.3	200.7
Passes Att.	407	391	377	366	404	385	335	360
Completed	291	261	226	225	275	230	201	222
Pct Completed	71.5	66.8	59.9	61.5	68.1	59.7	60.0	61.7
Yards Gained	3298	3108	2670	2285	3085	2600	2129	2606
Sacked	15	16	51	35	14	28	29	30
Yards Lost	106	113	307	192	114	189	206	198
Had intercepted	5	8	9	9	5	11	9	8
Yards Opp Ret	2	188	181	181	87	164	161	95
Opp TDs on Int	1	1	4	1	0	1	1	0
PUNTS	41	37	67	61	48	51	64	64
Avg Yards	48.1	45.1	45.1	45.3	41.9	46.8	46.8	46.7
PUNT RETURNS	24	16	22	21	21	35	24	37
Avg Return	6.1	8.3	4.5	9.4	10.2	8.2	9.5	9.6
Returned for TD	0	0	0	0	0	1	1	0
KICKOFF RETURNS	22	31	23	22	21	22	36	23
Avg Return	19.5	21.2	22.5	21.8	25.2	21.3	21.3	21.1
Returned for TD	0	0	0	0	0	0	0	0
PENALTIES	76	75	80	83	73	61	78	87
Yards Penalized	720	672	681	706	713	509	631	807
FUMBLES BY	15	12	19	13	9	16	22	17
Fumbles Lost	7	5	6	5	5	6	10	9
Opp Fumbles	17	14	17	20	15	12	15	7
Opp Fum Lost	4	7	6	7	5	6	11	3
POSS. TIME (avg)	31:42	29:03	29:37	27:51	32:14	32:58	27:43	27:21
TOUCHDOWNS	40	29	20	23	31	29	22	26
Rushing	19	10	9	8	12	11	7	4
Passing	17	17	10	13	19	16	11	20
Returns	4	2	1	2	0	2	4	2
EXTRA-PT KICKS	36/39	28/28	17/19	23/23	25/30	24/26	19/19	24/26
2-PT CONVERSIONS	1/1	0/1	0/1	0/0	1/1	1/3	1/2	0/0
FIELD GOALS/FGA	25/30	24/28	22/23	22/25	24/28	23/24	12/18	13/15
POINTS SCORED	353	274	205	227	285	269	191	219
DEFENSE	N.O.	Atl.	Ind.	Buff.	Minn.	Car.	Chi.	Cin.
POINTS ALLOWED	243	244	330	283	204	238	267	238
OPP FIRST DOWNS	220	253	249	262	213	197	233	244
Rushing	66	81	67	86	44	49	69	79
Passing	124	148	156	153	144	132	141	131
Penalty	30	24	26	23	25	16	23	34
OPP YARDS GAINED	3961	3852	4560	4339	3469	3571	3998	4009
Avg per Game	330.1	321.0	380.0	361.6	289.1	297.6	333.2	334.1
OPP RUSHING(net)	1354	1358	1301	1445	932	1063	1346	1485
Avg per Game	112.8	113.2	108.4	120.4	77.7	88.6	112.2	123.8
Rushes	293	314	332	339	269	263	343	369
Yards per Rush	4.6	4.3	3.9	4.3	3.5	4.0	3.9	4.0
OPP PASSING(net)	2607	2494	3259	2894	2537	2508	2652	2524
Avg per Game	217.3	207.8	271.6	241.2	211.4	209.0	221.0	210.3
Passes Att.	401	421	409	430	425	389	394	422
Completed	245	274	253	280	260	249	261	247
Pct Completed	61.1	65.1	61.9	65.1	61.2	64.0	66.2	58.5
Sacked	33	32	20	20	30	34	32	34
Yards Lost	226	242	137	112	215	207	205	220
INTERCEPTED BY	11	3	10	13	9	5	5	8
Yards Returned	127	44	137	192	115	65	226	231
Returned for TD	2	0	1	0	0	0	2	2
OPP PUNT RETURNS	18	14	16	31	16	19	32	30
Avg return	12.0	6.5	5.2	4.6	5.8	4.7	11.8	10.7
OPP KICKOFF RET	21	23	18	23	32	9	21	22
Avg return	25.7	25.6	18.8	21.8	23.9	21.9	24.7	21.0
OPP TOUCHDOWNS	27	25	36	30	18	27	27	22
Rushing	7	8	12	18	6	7	8	7
Passing	18	15	18	10	12	18	14	14
Returns	2	2	6	2	0	2	5	1

WEEK 13 / THROUGH MONDAY, DECEMBER 4, 2017

OFFENSE	G.B.	Clev.	S.F.	Hou.	Sea.	Jax	Oak.	K.C.
GAMES (Won-Lost)	6-6	0-12	2-10	4-8	8-4	8-4	6-6	6-6
FIRST DOWNS	230	229	227	258	243	242	226	233
Rushing	74	77	65	68	62	76	56	62
Passing	133	119	146	149	157	137	147	153
Penalty	23	33	16	41	24	29	23	18
YDS GAINED (tot)	3671	3703	3927	4187	4304	4266	4014	4419
Avg per Game	305.9	308.6	327.3	348.9	358.7	355.5	334.5	368.3
RUSHING (net)	1303	1270	1209	1404	1233	1793	1120	1351
Avg per Game	108.6	105.8	100.8	117.0	102.8	149.4	93.3	112.6
Rushes	289	291	290	349	316	398	280	279
Yards per Rush	4.5	4.4	4.2	4.0	3.9	4.5	4.0	4.8
PASSING (net)	2368	2433	2718	2783	3071	2473	2894	3068
Avg per Game	197.3	202.8	226.5	231.9	255.9	206.1	241.2	255.7
Passes Att.	399	443	468	415	444	387	422	404
Completed	254	238	270	245	277	230	268	273
Pct Completed	63.7	53.7	57.7	59.0	62.4	59.4	63.5	67.6
Yards Gained	2654	2681	2986	3048	3252	2582	2996	3239
Sacked	42	39	37	38	28	20	18	29
Yards Lost	286	248	268	265	181	109	102	171
Had intercepted	11	21	11	14	9	8	9	6
Yards Opp Ret	156	318	119	356	145	51	46	92
Opp TDs on Int	1	1	1	2	0	0	0	0
PUNTS	53	61	64	64	64	65	50	53
Avg Yards	44.9	46.9	43.5	48.9	44.7	44.1	49.2	45.3
PUNT RETURNS	17	30	26	28	26	21	24	27
Avg Return	8.0	6.0	8.8	9.8	6.4	8.7	5.6	7.6
Returned for TD	0	0	0	0	0	1	0	1
KICKOFF RETURNS	24	24	23	22	25	14	25	36
Avg Return	23.1	23.4	19.0	21.1	24.1	23.4	21.5	22.7
Returned for TD	0	0	0	0	0	0	0	0
PENALTIES	73	81	93	88	114	79	80	95
Yards Penalized	594	707	740	728	967	694	730	824
FUMBLES BY	11	19	13	18	12	18	22	11
Fumbles Lost	4	9	7	9	3	7	8	2
Opp Fumbles	18	16	17	14	17	22	15	13
Opp Fum Lost	11	5	6	5	9	11	8	5
POSS. TIME (avg)	28:22	28:09	27:51	31:00	30:20	32:04	29:11	29:29
TOUCHDOWNS	32	20	18	35	33	33	30	32
Rushing	12	9	9	7	4	12	12	6
Passing	18	10	9	24	26	14	18	23
Returns	2	1	0	4	3	7	0	3
EXTRA-PT KICKS	27/29	18/19	16/17	29/31	27/28	25/28	28/29	30/30
2-PT CONVERSIONS	0/2	1/1	0/1	2/4	2/5	2/5	1/1	0/2
FIELD GOALS/FGA	13/17	12/17	26/28	17/21	19/25	24/29	13/16	27/29
POINTS SCORED	258	176	202	296	290	299	249	303
DEFENSE	G.B.	Clev.	S.F.	Hou.	Sea.	Jax	Oak.	K.C.
POINTS ALLOWED	281	308	298	309	222	178	278	274
OPP FIRST DOWNS	252	232	255	216	237	194	222	280
Rushing	70	64	84	60	59	65	62	90
Passing	163	147	145	131	141	112	144	159
Penalty	19	21	26	25	37	17	16	31
OPP YARDS GAINED	4258	3927	4263	4086	3854	3390	4152	4586
Avg per Game	354.8	327.3	355.3	340.5	321.2	282.5	346.0	382.2
OPP RUSHING(net)	1343	1163	1487	1257	1180	1385	1259	1553
Avg per Game	111.9	96.9	123.9	104.8	98.3	115.4	104.9	129.4
Rushes	343	350	386	307	307	310	318	365
Yards per Rush	3.9	3.3	3.9	4.1	3.8	4.5	4.0	4.3
OPP PASSING(net)	2915	2764	2776	2829	2674	2005	2893	3033
Avg per Game	242.9	230.3	231.3	235.8	222.8	167.1	241.1	252.8
Passes Att.	400	387	389	384	436	396	394	424
Completed	274	262	249	245	256	227	276	241
Pct Completed	68.5	67.7	64.0	63.8	58.7	57.3	70.1	56.8
Sacked	29	24	22	28	32	45	22	21
Yards Lost	208	132	137	170	224	294	123	120
INTERCEPTED BY	9	6	7	10	10	16	1	9
Yards Returned	52	97	85	142	181	294	0	72
Returned for TD	1	1	0	2	2	2	0	0
OPP PUNT RETURNS	22	37	26	33	28	20	24	22
Avg return	5.1	10.3	5.0	12.2	7.3	8.6	6.5	6.9
OPP KICKOFF RET	23	11	10	20	29	30	13	19
Avg return	23.8	18.5	20.4	22.8	18.4	22.2	19.7	19.3
OPP TOUCHDOWNS	30	34	33	34	24	18	29	31
Rushing	9	7	10	7	9	6	7	13
Passing	19	23	21	23	14	10	20	18
Returns	2	4	2	4	1	2	2	0

WEEK 13 / THROUGH MONDAY, DECEMBER 4, 2017

OFFENSE	Det.	T.B.	Tenn.	Ariz.	NY-J	Denv.	Wash.	LA-C
GAMES (Won-Lost)	6-6	4-8	8-4	5-7	5-7	3-9	5-7	6-6
FIRST DOWNS	224	254	223	237	217	217	226	246
Rushing	45	54	75	42	56	60	54	55
Passing	160	178	118	161	133	139	155	166
Penalty	19	22	30	34	28	18	17	25
YDS GAINED (tot)	4045	4196	3894	3938	3948	3784	4197	4357
Avg per Game	337.1	349.7	324.5	328.2	329.0	315.3	349.8	363.1
RUSHING (net)	939	1057	1465	919	1282	1288	1204	1119
Avg per Game	78.3	88.1	122.1	76.6	106.8	107.3	100.3	93.3
Rushes	280	291	328	287	327	318	315	302
Yards per Rush	3.4	3.6	4.5	3.2	3.9	4.1	3.8	3.7
PASSING (net)	3106	3139	2429	3019	2666	2496	2993	3238
Avg per Game	258.8	261.6	202.4	251.6	222.2	208.0	249.4	269.8
Passes Att.	429	454	372	462	386	440	413	436
Completed	274	276	233	270	262	253	275	277
Pct Completed	63.9	60.8	62.6	58.4	67.9	57.5	66.6	63.5
Yards Gained	3326	3293	2585	3237	2911	2760	3289	3325
Sacked	39	27	27	35	35	39	35	13
Yards Lost	220	154	156	218	245	264	296	87
Had intercepted	8	9	14	14	8	18	8	7
Yards Opp Ret	204	104	223	287	50	371	143	95
Opp TDs on Int	4	0	2	2	0	2	2	0
PUNTS	53	56	54	64	63	60	55	55
Avg Yards	44.0	42.3	51.4	46.7	46.9	44.2	44.7	48.5
PUNT RETURNS	27	18	26	29	27	31	20	22
Avg Return	15.7	9.0	10.0	6.4	5.1	8.5	5.0	8.0
Returned for TD	2	0	0	0	0	0	0	1
KICKOFF RETURNS	18	12	22	22	24	29	20	23
Avg Return	18.8	21.8	19.7	19.8	20.4	22.8	20.2	18.8
Returned for TD	0	0	0	0	0	0	0	0
PENALTIES	74	76	69	87	93	91	71	79
Yards Penalized	669	590	646	709	847	724	533	681
FUMBLES BY	17	18	7	14	21	20	25	13
Fumbles Lost	9	6	6	6	9	9	12	3
Opp Fumbles	13	20	17	15	16	7	12	16
Opp Fum Lost	8	11	6	4	7	4	4	6
POSS. TIME (avg)	30:11	29:38	30:03	29:46	31:05	30:39	30:43	29:30
TOUCHDOWNS	35	27	27	24	29	22	31	32
Rushing	6	5	16	5	11	5	9	7
Passing	22	19	11	18	18	14	21	21
Returns	7	3	0	1	0	3	1	4
EXTRA-PT KICKS	30/31	19/21	26/27	19/21	27/27	20/20	29/31	28/31
2-PT CONVERSIONS	1/4	1/6	0/0	1/2	1/2	0/2	0/0	0/1
FIELD GOALS/FGA	24/28	20/27	26/31	18/25	21/25	18/24	19/22	16/24
POINTS SCORED	314	243	266	219	266	206	272	268
DEFENSE	Det.	T.B.	Tenn.	Ariz.	NY-J	Denv.	Wash.	LA-C
POINTS ALLOWED	308	288	282	310	288	315	314	212
OPP FIRST DOWNS	255	244	251	230	240	203	229	226
Rushing	86	70	53	61	60	46	73	76
Passing	144	157	178	147	142	130	135	127
Penalty	25	17	20	22	38	27	21	23
OPP YARDS GAINED	4323	4627	3942	3964	4242	3547	4081	4025
Avg per Game	360.3	385.6	328.5	330.3	353.5	295.6	340.1	335.4
OPP RUSHING(net)	1379	1419	1034	1194	1436	1104	1412	1557
Avg per Game	114.9	118.3	86.2	99.5	119.7	92.0	117.7	129.8
Rushes	328	330	297	322	335	327	330	324
Yards per Rush	4.2	4.3	3.5	3.7	4.3	3.4	4.3	4.8
OPP PASSING(net)	2944	3208	2908	2770	2806	2443	2669	2468
Avg per Game	245.3	267.3	242.3	230.8	233.8	203.6	222.4	205.7
Passes Att.	413	418	463	433	411	367	390	411
Completed	262	280	284	264	243	228	239	257
Pct Completed	63.4	67.0	61.3	61.0	59.1	62.1	61.3	62.5
Sacked	23	17	29	28	24	26	29	35
Yards Lost	146	100	174	187	132	141	187	205
INTERCEPTED BY	11	10	10	11	10	7	12	15
Yards Returned	192	190	124	207	145	204	72	222
Returned for TD	3	1	0	1	0	2	1	2
OPP PUNT RETURNS	21	20	30	36	32	26	24	35
Avg return	7.0	6.2	7.5	11.6	10.6	10.0	12.3	7.9
OPP KICKOFF RET	32	28	19	26	19	15	19	36
Avg return	21.7	23.0	27.0	19.4	21.9	25.2	19.7	25.5
OPP TOUCHDOWNS	37	33	30	35	35	37	35	22
Rushing	16	12	5	11	8	6	10	9
Passing	16	19	22	20	24	26	20	13
Returns	5	2	3	4	3	5	5	0

WEEK 13 / THROUGH MONDAY, DECEMBER 4, 2017

OFFENSE	Phil.	LA-R	Dal.	NY-G	Balt.	Pitt.	N.E.	Miami
GAMES (Won-Lost)	10-2	9-3	6-6	2-10	7-5	10-2	10-2	5-7
FIRST DOWNS	263	240	237	194	220	256	298	206
Rushing	89	70	99	48	77	70	77	44
Passing	148	147	122	130	119	159	184	135
Penalty	26	23	16	16	24	27	37	27
YDS GAINED (tot)	4621	4472	3944	3520	3462	4411	4958	3511
Avg per Game	385.1	372.7	328.7	293.3	288.5	367.6	413.2	292.6
RUSHING (net)	1720	1382	1665	1069	1386	1237	1447	1016
Avg per Game	143.3	115.2	138.8	89.1	115.5	103.1	120.6	84.7
Rushes	375	342	356	278	345	334	343	271
Yards per Rush	4.6	4.0	4.7	3.8	4.0	3.7	4.2	3.7
PASSING (net)	2901	3090	2279	2451	2076	3174	3511	2495
Avg per Game	241.8	257.5	189.9	204.3	173.0	264.5	292.6	207.9
Passes Att.	403	396	372	432	405	437	441	433
Completed	246	247	233	268	263	275	303	271
Pct Completed	61.0	62.4	62.6	62.0	64.9	62.9	68.7	62.6
Yards Gained	3061	3230	2422	2623	2238	3282	3669	2698
Sacked	28	20	25	29	23	16	27	27
Yards Lost	160	140	143	172	162	108	158	203
Had intercepted	6	6	9	8	11	13	4	17
Yards Opp Ret	40	80	259	37	216	152	2	311
Opp TDs on Int	1	0	3	0	1	2	0	3
PUNTS	45	44	50	71	66	50	40	66
Avg Yards	46.0	47.2	43.5	44.3	45.8	43.3	42.6	44.7
PUNT RETURNS	20	34	19	17	23	21	20	31
Avg Return	11.0	9.5	9.5	5.5	12.2	5.4	8.6	7.0
Returned for TD	0	0	1	0	1	0	0	0
KICKOFF RETURNS	13	29	19	20	22	17	17	30
Avg Return	20.5	26.7	25.7	19.9	27.9	18.2	26.4	21.5
Returned for TD	0	1	0	0	1	0	1	0
PENALTIES	84	86	68	66	69	82	78	97
Yards Penalized	742	705	649	633	585	693	694	772
FUMBLES BY	17	19	9	14	15	9	13	14
Fumbles Lost	9	9	7	7	4	4	4	6
Opp Fumbles	12	17	17	16	17	13	15	20
Opp Fum Lost	6	7	9	6	9	4	6	6
POSS. TIME (avg)	33:07	30:16	30:05	27:54	30:00	31:49	31:13	29:15
TOUCHDOWNS	42	36	35	21	29	28	37	24
Rushing	9	11	15	4	9	5	10	2
Passing	29	20	18	15	13	22	26	19
Returns	4	5	2	2	7	1	1	3
EXTRA-PT KICKS	31/35	35/36	31/32	17/18	26/26	23/25	35/36	20/23
2-PT CONVERSIONS	6/7	0/0	0/3	1/3	1/3	2/3	1/1	1/1
FIELD GOALS/FGA	22/26	36/38	15/17	14/19	26/29	28/31	29/32	13/14
POINTS SCORED	361	361	286	189	280	281	348	209
DEFENSE	Phil.	LA-R	Dal.	NY-G	Balt.	Pitt.	N.E.	Miami
POINTS ALLOWED	215	222	284	291	207	213	223	298
OPP FIRST DOWNS	199	216	245	243	211	193	252	238
Rushing	40	60	72	83	66	62	80	62
Passing	138	134	148	142	122	115	154	149
Penalty	21	22	25	18	23	16	18	27
OPP YARDS GAINED	3518	4008	4111	4690	3735	3536	4508	4079
Avg per Game	293.2	334.0	342.6	390.8	311.3	294.7	375.7	339.9
OPP RUSHING(net)	817	1474	1294	1568	1352	1186	1449	1398
Avg per Game	68.1	122.8	107.8	130.7	112.7	98.8	120.8	116.5
Rushes	232	313	303	363	346	285	286	325
Yards per Rush	3.5	4.7	4.3	4.3	3.9	4.2	5.1	4.3
OPP PASSING(net)	2701	2534	2817	3122	2383	2350	3059	2681
Avg per Game	225.1	211.2	234.8	260.2	198.6	195.8	254.9	223.4
Passes Att.	459	402	420	421	389	382	448	390
Completed	278	239	282	262	230	231	280	254
Pct Completed	60.6	59.5	67.1	62.2	59.1	60.5	62.5	65.1
Sacked	33	37	32	21	33	40	28	21
Yards Lost	230	223	264	120	229	286	203	142
INTERCEPTED BY	16	14	7	8	20	12	11	7
Yards Returned	222	357	86	143	372	136	114	70
Returned for TD	1	3	1	2	3	0	0	1
OPP PUNT RETURNS	20	15	13	35	26	19	18	26
Avg return	6.8	5.3	4.5	10.2	9.0	8.5	5.0	6.4
OPP KICKOFF RET	33	14	26	24	21	27	44	23
Avg return	23.0	20.9	21.9	21.6	19.5	20.9	19.8	20.1
OPP TOUCHDOWNS	23	26	34	32	22	24	26	36
Rushing	4	12	7	8	9	8	5	9
Passing	17	14	23	23	12	14	19	22
Returns	2	0	4	1	1	2	2	5

WEEK 13 / THROUGH MONDAY, DECEMBER 4, 2017

OFFENSE	NFL/Avg
GAMES (Won-Lost)	---
FIRST DOWNS	232.3
Rushing	67.0
Passing	141.7
Penalty	23.6
YDS GAINED (tot)	4037.8
Avg per Game	336.5
RUSHING (net)	1312.0
Avg per Game	109.3
Rushes	320.4
Yards per Rush	4.1
PASSING (net)	2725.8
Avg per Game	227.2
Passes Att.	409.9
Completed	256.6
Pct Completed	62.6
Yards Gained	2911.5
Sacked	28.6
Yards Lost	185.7
Had intercepted	9.8
Yards Opp Ret	153.6
Opp TDs on Int	1.1
PUNTS	56.2
Avg Yards	45.6
PUNT RETURNS	24.5
Avg Return	8.3
Returned for TD	0.3
KICKOFF RETURNS	22.8
Avg Return	22.0
Returned for TD	0.1
PENALTIES	80.8
Yards Penalized	696.7
FUMBLES BY	15.4
Fumbles Lost	6.6
Opp Fumbles	15.4
Opp Fum Lost	6.6
POSS. TIME (avg)	30:00
TOUCHDOWNS	29.1
Rushing	8.8
Passing	17.8
Returns	2.5
EXTRA POINTS(tot)	94%
Kicks Made/2Pt	41%
FIELD GOALS/FGA	21/25
POINTS SCORED	264.5
DEFENSE	NFL/Avg
POINTS ALLOWED	264.5
OPP FIRST DOWNS	232.3
Rushing	67.0
Passing	141.7
Penalty	23.6
OPP YARDS GAINED	4037.8
Avg per Game	336.5
OPP RUSHING(net)	1312.0
Avg per Game	109.3
Rushes	320.4
Yards per Rush	4.1
OPP PASSING(net)	2725.8
Avg per Game	227.2
Passes Att.	409.9
Completed	256.6
Pct Completed	62.6
Sacked	28.6
Yards Lost	185.7
INTERCEPTED BY	9.8
Yards Returned	153.6
Returned for TD	1.1
OPP PUNT RETURNS	24.5
Avg return	8.3
OPP KICKOFF RET	22.8
Avg return	22.0
OPP TOUCHDOWNS	29.1
Rushing	8.8
Passing	17.8
Returns	2.5

WEEK 13 / THROUGH MONDAY, DECEMBER 4, 2017**TEAM RANKINGS****American Football Conference****Offense****Defense**

	Total	Rush	Pass	Total	Rush	Pass
Balt.	15	6	16	4	8	3
Buff.	12	3	15	13	12	12
Cin.	16	16	13	7	14	6
Cleve.	11	10	11	5	3	8
Denver	10	8	8	3	2	4
Hou.	6	5	6	10	5	10
Ind.	13	12	14	15	7	16
Jax	5	*1	10	*1	9	*1
K.C.	2	7	4	16	15	14
L.A.-C	4	14	2	8	16	5
Miami	14	15	9	9	10	7
N.E.	*1	4	*1	14	13	15
Jets	8	9	7	12	11	9
Oak.	7	13	5	11	6	11
Pitt.	3	11	3	2	4	2
Tenn.	9	2	12	6	1	13

National Football Conference**Offense****Defense**

	Total	Rush	Pass	Total	Rush	Pass
Ariz.	12	16	6	7	5	10
Atl.	5	6	7	4	10	1
Car.	10T	4	13	3	3	2
Chi.	16	7	16	8	8	6
Dallas	10T	3	15	11	6	12
Det.	9	15	3	14	11	14
G.B.	14	9	14	12	7	13
Rams	3	8	4	9	14	3
Minn.	4	5	9	1	2	4
N.O.	1	2	1	6	9	5
Giants	15	13	12	16	16	15
Phil.	2	1	10	2	*1	9
S.F.	13	11	11	13	15	11
Sea.	6	10	5	5	4	8
T.B.	8	14	2	15	13	16
Wash.	7	12	8	10	12	7

National Football League**Offense****Defense**

	Total	Rush	Pass	Total	Rush	Pass
Ariz.	20	32	10	13	9	18
Atl.	8	11	11	8	18	6
Balt.	30	12T	31	7	16	3
Buff.	26	8	30	27	25	24
Car.	18T	5	25	6	4	7
Chi.	32	12T	32	14	15	12
Cin.	31	30	26	16	28	8
Cleve.	24	19	23	10	6	17
Dallas	18T	4	29	21	12	21
Denver	23	17	19	5	5	4
Det.	15	31	6	26	19	27
G.B.	25	16	27	24	14	26
Hou.	14	10	16	20	10	22
Ind.	27	24	28	29	13	32
Jax	11	*1	21	*1	20	*1
K.C.	6	15	9	30	30	28
L.A.-C	9	26	2	17	31	5
Rams	4	14	7	15	27	9
Miami	29	29	20	18	21	15
Minn.	5	6	13	2	2	10
N.E.	*1	9	*1	28	26	29
N.O.	2	3	3	12	17	11
Giants	28	27	22	32	32	30
Jets	17	18	18	23	24	20
Oak.	16	25	15	22	11	23
Phil.	3	2	14	3	*1	16
Pitt.	7	20	4	4	8	2
S.F.	21	22	17	25	29	19
Sea.	10	21	8	9	7	14
T.B.	13	28	5	31	23	31
Tenn.	22	7	24	11	3	25
Wash.	12	23	12	19	22	13

T = Tied for position*** = League Leader**

WEEK 13 / THROUGH MONDAY, DECEMBER 4, 2017

AFC / TEAM/OFFENSE RANK

Tm	(A)	(B)	(C)	(D)	(E)	(F)	(G)	(H)	(I)	(J)	(K)	(L)	(M)	(N)	(O)	(P)	(Q)
BAL	15	16	6	9	16	16	10	5	10	15	2t	1	1	8	6	6	6
BUF	12	14	3	6	15	13	9	15	14	5	15	5	8	9	5	11	7
CIN	16	10	16	16	13	7	7	10	16	13	7t	4	12	7	10	12	8
CLE	11	12	10	4	11	15	16	11	7	16	4t	12	4	5	12	16	15
DEN	10	13	8	7	8	14	15	12	11t	7	13t	8	5	13	14	14	14
HOU	6	9	5	8	6	8	12	14	2	8	6	3	11	3	4	4	13
IND	13	15	12	15	14	11	8	16	15	9	11	16	7	11	3	15	1
JAC	5	7	1	2	10	10	4	4	5	10	1	6	3	14	13	3	11
KC	2	1	7	1	4	3	2	8	6	11	16	10	6	10	9	2	2
LAC	4	3	14	13	2	2	3	1	4	4	7t	9	15	4	8	7	16
MIA	14	11	15	12	9	12	14	7	13	14	13t	11	9	12	7	13	3
NE	1	2	4	5	1	1	1	6	1	1	7t	7	2	16	16	1	4
NYJ	8	8	9	11	7	6	5	13	11t	3	2t	15	13	6	11	8t	9
OAK	7	5	13	10	5	5	6	3	8	2	12	13	10	2	2	10	12
PIT	3	4	11	14	3	4	11	2	3	6	7t	14	16	15	15	5	5
TEN	9	6	2	3	12	9	13	9	9	12	4t	2	14	1	1	8t	10

AFC / OPPONENT/DEFENSE RANK

Tm	(A)	(B)	(C)	(D)	(E)	(F)	(G)	(H)	(I)	(J)	(K)	(L)	(M)	(N)	(O)	(P)	(Q)	(R)	(S)
BAL	4	3	8	4	3	5	1	4	4	3	4t	11	4	6	6	2	10t	3	11
BUF	13	9	12	11	12	9	5	16	15	10	10	1	10	2	1	10	16	12	15
CIN	7	2	14	7	6	3	13	5	11	14	9	15	9	12	3	6	12	9	14
CLE	5	7	3	1	8	12	15	10	8	9	16	13	1	4	5	13	7	16	10
DEN	3	4	2	2	4	7	12	7	3	1	4t	12	14	13	7	15	8	14	5
HOU	10	14	5	8	10	14	6	6	5	4	13t	16	13	15	12	14	13	7	6
IND	15	16	7	5	16	16	8	15	12	15	13t	3	2	14	15	16	6	15	16
JAC	1	1	9	14	1	1	2	1	2	2	8	10	12	9	9	1	15	2	1
KC	16	13	15	10	14	13	11	14	16	13	11t	6	3	1	2	7	5	6	9
LAC	8	8	16	15	5	2	3	3	7	12	2	8	15	7	8	3	10t	5	4
MIA	9	11	10	13	7	11	14	13	9	7	4t	4	7	11	10	12	2	13	13
NE	14	15	13	16	15	8	7	9	14	11	7	2	6	3	4	5	1	1	3
NYJ	12	10	11	12	9	10	9	11	10	8	1	14	11	8	11	11	3	10	12
OAK	11	12	6	6	11	15	16	12	6	16	11t	5	5	10	13	8	9	11	8
PIT	2	6	4	9	2	4	4	2	1	6	3	9	8	5	14	4	4	4	2
TEN	6	5	1	3	13	6	10	8	13	5	15	7	16	16	16	9	14	8	7

- (A) Total Yards per Game
- (B) Yards per Play
- (C) Rushing Yards per Game
- (D) Rushing Yards per Attempt
- (E) Passing Net Yards per Game
- (F) Passing Net Yards per Play
- (G) Passing, Percent Had Intercepted
- (H) Sacks per Pass Play
- (I) First Downs per Game
- (J) Third Down Efficiency
- (K) Fourth Down Efficiency
- (L) Punt Return Average
- (M) Kickoff Return Average
- (N) Gross Punting Average
- (O) Net Punting Average
- (P) Points per Game
- (Q) Field Goal Percentage
- (R) Points per Game Differential
- (S) Net Yards per Game Differential

WEEK 13 / THROUGH MONDAY, DECEMBER 4, 2017

NFC / TEAM/OFFENSE RANK

Tm	(A)	(B)	(C)	(D)	(E)	(F)	(G)	(H)	(I)	(J)	(K)	(L)	(M)	(N)	(O)	(P)	(Q)
ARI	12	13	16	16	6	10	16	11	9t	11	11	12	13	5	13	13	15
ATL	5	2	6	5	7	3	10	3	5	3	14	9	9	7	6	8	6t
CAR	10t	11	4	7	13	11	15	10	7	5	12t	10	8	4	2	10	1
CHI	16	15	7	6	16	16	13	14	16	15	10	4	7	3	12	15	16
DAL	10t	10	3	2	15	12	12	8	9t	4	6	6	2	14	5	6	4
DET	9	9	15	15	3	7	6	15	14	12	16	1	16	12	9	4	6t
GB	14	12	9	4	14	14	14	16	11	8	3	11	5	8	3	11	11
LAR	3	3	8	9	4	2	4	4	8	6	12t	5	1	2	1	1t	2
MIN	4	5	5	10	9	4	2	1	2	1	15	3	3	16	11	7	6t
NO	1	1	2	1	1	1	1	2	3	9	1	14	14	1	4	3	10
NYG	15	16	13	12	12	15	5	7	15	16	8	15	12	11	15	16	14
PHI	2	4	1	3	10	5	3	9	1	2	2	2	10	6	7	1t	9
SF	13	14	11	8	11	13	11	12	12	14	7	8	15	13	8	14	3
SEA	6	7	10	11	5	9	9	6	6	7	4	13	4	9	10	5	12
TB	8	8	14	14	2	8	8	5	4	10	9	7	6	15	14	12	13
WAS	7	6	12	13	8	6	7	13	13	13	5	16	11	10	16	9	5

NFC / OPPONENT/DEFENSE RANK

Tm	(A)	(B)	(C)	(D)	(E)	(F)	(G)	(H)	(I)	(J)	(K)	(L)	(M)	(N)	(O)	(P)	(Q)	(R)	(S)
ARI	7	5	5	3	10	8	6	12	7	12	8	13	2	12	16	15	16	14	9
ATL	4	4	10	14	1	2	16	6	14	8	13	8	15	14	14	7	8	7	4
CAR	3	7	3	8	2	6	14	2	1	3	5	2	8	13	11	5	7	6	7
CHI	8	6	8	7	6	9	15	4	8	10	14	14	14	15	13	8	15	13	15
DAL	11	10	6	10	12	10	13	5	12	14	6	1	9	9	5	10	4	9	10
DET	14	14	11	9	14	12	5	14	15t	4	10t	10	7	10	1	14	2	8	11
GB	12	13	7	6	13	14	9	9	13	13	15	4	12	1	3	9	11t	10	14
LAR	9	8	14	16	3	5	2	1	4	5	10t	5	5	6	2	3t	1	2	5
MIN	1	1	2	1	4	3	10	11	3	1	9	6	13	8	8	1	13	4	2
NO	6	11	9	15	5	7	4	3	5	7	2	15	16	4	7	6	5	3	3
NYG	16	15	16	13	15	15	11	15	10	11	3	12	6	5	12	12	6	16	16
PHI	2	2	1	2	9	1	1	10	2	2	4	9	10	7	4	2	9	1	1
SF	13	9	15	5	11	13	12	13	15t	15	16	3	4	11	6	13	11t	15	12
SEA	5	3	4	4	8	4	8	8	9	6	7	11	1	3	9	3t	14	5	6
TB	15	16	13	12	16	16	7	16	11	16	1	7	11	16	15	11	10	12	13
WAS	10	12	12	11	7	11	3	7	6	9	12	16	3	2	10	16	3	11	8

- (A) Total Yards per Game
- (B) Yards per Play
- (C) Rushing Yards per Game
- (D) Rushing Yards per Attempt
- (E) Passing Net Yards per Game
- (F) Passing Net Yards per Play
- (G) Passing, Percent Had Intercepted
- (H) Sacks per Pass Play
- (I) First Downs per Game
- (J) Third Down Efficiency
- (K) Fourth Down Efficiency
- (L) Punt Return Average
- (M) Kickoff Return Average
- (N) Gross Punting Average
- (O) Net Punting Average
- (P) Points per Game
- (Q) Field Goal Percentage
- (R) Points per Game Differential
- (S) Net Yards per Game Differential

WEEK 13 / THROUGH MONDAY, DECEMBER 4, 2017

NFL / TEAM/OFFENSE RANK

Tm	(A)	(B)	(C)	(D)	(E)	(F)	(G)	(H)	(I)	(J)	(K)	(L)	(M)	(N)	(O)	(P)	(Q)
BAL	30	32	12t	18	31	32	23	9	24	30	4t	2	1	14	12	13	9
BUF	26	30	8	13	30	29	21	30	28	13	29	11	13	15	11	23	11
CIN	31	21	30	30	26	16	17	22	30	27	12t	7	21	11	19	24t	12
CLE	24	27	19	9	23	31	32	25	18	32	7t	26	8	7	21	32	30
DEN	23	29	17	15	19	30	31	26	25t	16	27t	16	10	24	25	27	26
HOU	14	19	10	17	16	17	28	29	4t	17	9t	6	20	3	8	8	23
IND	27	31	24	28	28	23	19	32	29	20	21	32	12	17	5	28	2
JAC	11	16	1	6	21	19	14	8	11	21	2	14	7	25	24	7	21
KC	6	2	15	2	9	7	4	17	16	23	31	21	11	16	17	6	4
LAC	9	6	26	26	2	5	7	1	8	12	12t	19	31	4	16	17	31t
MIA	29	26	29	25	20	24	30	12	27	29	27t	22	15	22	15	26	5t
NE	1	3	9	12	1	2	1	11	1	4	12t	15	3	30	28	4	7
NYJ	17	17	18	20	18	15	15	27	25t	11	4t	30	23	8	20	18t	18
OAK	16	10	25	19	15	12	16	6	20t	9	22	27	16	2	3	21	22
PIT	7	8	20	27	4	8	26	3	6	14	12t	29	32	29	27	12	8
TEN	22	15	7	7	24	18	29	18	23	24	7t	5	27	1	1	18t	19
ARI	20	23	32	32	10	20	27	20	14t	19	23	23	26	12	29	24t	29
ATL	8	4	11	8	11	4	13	5	9	3	26	17	19	18	10	14	14t
CAR	18t	20	5	11	25	21	25	19	12	6	24t	18	18	10	4	16	1
CHI	32	25	12t	10	32	28	22	24	32	28	20	8	17	9	26	30	31t
DAL	18t	18	4	3	29	22	20	15	14t	5	16	10	4	28	9	10	10
DET	15	14	31	31	6	11	9	28	22	22	32	1	30	26	18	5	14t
GB	25	22	16	5	27	26	24	31	17	10	6	20	9	19	6	20	24
LAR	4	5	14	16	7	3	6	7	13	7	24t	9	2	6	2	1t	3
MIN	5	9	6	21	13	6	3	2	3	1	30	4	5	32	23	11	14t
NO	2	1	3	1	3	1	2	4	4t	15	1	25	28	5	7	3	20
NYG	28	28	27	23	22	27	8	14	31	31	18	28	25	23	31	31	28
PHI	3	7	2	4	14	9	5	16	2	2	3	3	22	13	13	1t	17
SF	21	24	22	14	17	25	18	21	19	26	17	13	29	27	14	29	5t
SEA	10	12	21	22	8	14	12	13	10	8	9t	24	6	20	22	9	25
TB	13	13	28	29	5	13	11	10	7	18	19	12	14	31	30	22	27
WAS	12	11	23	24	12	10	10	23	20t	25	11	31	24	21	32	15	13

- (A) Total Yards per Game
- (B) Yards per Play
- (C) Rushing Yards per Game
- (D) Rushing Yards per Attempt
- (E) Passing Net Yards per Game
- (F) Passing Net Yards per Play
- (G) Passing, Percent Had Intercepted
- (H) Sacks per Pass Play
- (I) First Downs per Game
- (J) Third Down Efficiency
- (K) Fourth Down Efficiency
- (L) Punt Return Average
- (M) Kickoff Return Average
- (N) Gross Punting Average
- (O) Net Punting Average
- (P) Points per Game
- (Q) Field Goal Percentage

WEEK 13 / THROUGH MONDAY, DECEMBER 4, 2017

NFL / OPPONENT/DEFENSE RANK

Tm	(A)	(B)	(C)	(D)	(E)	(F)	(G)	(H)	(I)	(J)	(K)	(L)	(M)	(N)	(O)	(P)	(Q)	(R)	(S)
BAL	7	5	16	9	3	8	1	6	6	5	9t	22	6	11	11	3	19t	7	21
BUF	27	21	25	20	24	20	8	31	31	17	17	2	17	3	2	19	31	24	30
CIN	16	4	28	14	8	5	24	9	21t	26	16	27	14	22	5	10t	22	18	28
CLE	10	12	6	1	17	23	28	22	15	16	29	25	2	8	10	26t	14t	32	20
DEN	5	6	5	2	4	15	22	17	5	2	9t	23	28	23t	14	31	16t	30	12
HOU	20	28	10	16	22	28	11	14	8t	6	25t	31	22	30	26	28	27	16	14
IND	29	31	13	11	32	32	14	30	24	27	25t	7	3	27	31	32	12	31	31
JAC	1	1	20	28	1	1	2	1	2	4	14t	21	21	19	18	1	30	4	4
KC	30	27	30	19	28	27	20	29	32	25	22t	15	4	2	3	15	11	13	18t
LAC	17	15	31	31	5	4	3	5	12	24	6	19	29	16	15	4	19t	10	11
MIA	18	24	21	25	15	22	26	27	18	10	9t	11	10	21	21	24t	3	26	26
NE	28	30	26	32	29	19	13	21	26t	20	13	5	9	7	7	9	2	3	8t
NYJ	23	22	24	23	20	21	15	23	19	12	2t	26	20	18	25	21t	4	19	23
OAK	22	25	11	13	23	29	32	25	11	29	22t	12	8	20	28	16	18	21	17
PIT	4	9	8	17	2	6	6	2	1	8t	7t	20	12	10	30	5	9	8t	5
TEN	11	8	3	4	25	11	19	20	25	7	28	18	32	32	32	18	28t	17	16
ARI	13	11	9	6	18	14	12	19	14	23	18	28	5	25	29	29	32	27	15
ATL	8	10	18	27	6	3	31	11	28	18	25t	13	30	28	24	13	14t	12	6
CAR	6	14	4	15	7	12	29	4	3	8t	7t	3	18	26	20	10t	13	11	10
CHI	14	13	15	12	12	16	30	8	16	21	30	29	27	29	23	14	28t	25	29
DAL	21	18	12	21	21	17	27	10	23	30	12	1	19	15	9	20	7	15	18t
DET	26	26	19	18	27	24	10	26	29t	11	20t	16	16	17	1	26t	5	14	22
GB	24	23	14	10	26	26	18	15	26t	28	31	6	25	1	6	17	23t	20	27
LAR	15	16	27	30	9	10	5	3	8t	13	20t	8	13	12	4	7t	1	2	7
MIN	2	2	2	3	10	7	21	18	7	1	19	9	26	14	16	2	25	6	2
NO	12	19	17	29	11	13	9	7	10	15	2t	30	31	6	13	12	8	5	3
NYG	32	29	32	26	30	30	23	28	20	22	4	24	15	9	22	23	10	29	32
PHI	3	3	1	5	16	2	4	16	4	3	5	14	23	13	8	6	16t	1	1
SF	25	17	29	8	19	25	25	24	29t	31	32	4	11	23t	12	24t	23t	28	24
SEA	9	7	7	7	14	9	17	13	17	14	14t	17	1	5	17	7t	26	8t	8t
TB	31	32	23	24	31	31	16	32	21t	32	1	10	24	31	27	21t	21	23	25
WAS	19	20	22	22	13	18	7	12	13	19	22t	32	7	4	19	30	6	22	13

- (A) Total Yards per Game
- (B) Yards per Play
- (C) Rushing Yards per Game
- (D) Rushing Yards per Attempt
- (E) Passing Net Yards per Game
- (F) Passing Net Yards per Play
- (G) Passing, Percent Had Intercepted
- (H) Sacks per Pass Play
- (I) First Downs per Game
- (J) Third Down Efficiency
- (K) Fourth Down Efficiency
- (L) Punt Return Average
- (M) Kickoff Return Average
- (N) Gross Punting Average
- (O) Net Punting Average
- (P) Points per Game
- (Q) Field Goal Percentage
- (R) Points per Game Differential
- (S) Net Yards per Game Differential

WEEK 13 / THROUGH MONDAY, DECEMBER 4, 2017**AFC / TOTAL OFFENSE**

Rank	Team	Total	Rushing	Passing	Total	Rushing	Passing
1)	New England	4958	1447	3511	413.2	120.6	292.6
2)	Kansas City	4419	1351	3068	368.3	112.6	255.7
3)	Pittsburgh	4411	1237	3174	367.6	103.1	264.5
4)	Los Angeles Chargers	4357	1119	3238	363.1	93.3	269.8
5)	Jacksonville	4266	1793	2473	355.5	149.4	206.1
6)	Houston	4187	1404	2783	348.9	117.0	231.9
7)	Oakland	4014	1120	2894	334.5	93.3	241.2
8)	New York Jets	3948	1282	2666	329.0	106.8	222.2
9)	Tennessee	3894	1465	2429	324.5	122.1	202.4
10)	Denver	3784	1288	2496	315.3	107.3	208.0
11)	Cleveland	3703	1270	2433	308.6	105.8	202.8
12)	Buffalo	3557	1464	2093	296.4	122.0	174.4
13)	Indianapolis	3552	1189	2363	296.0	99.1	196.9
14)	Miami	3511	1016	2495	292.6	84.7	207.9
15)	Baltimore	3462	1386	2076	288.5	115.5	173.0
16)	Cincinnati	3370	962	2408	280.8	80.2	200.7

AFC / TOTAL DEFENSE

Rank	Team	Total	Rushing	Passing	Total	Rushing	Passing
1)	Jacksonville	3390	1385	2005	282.5	115.4	167.1
2)	Pittsburgh	3536	1186	2350	294.7	98.8	195.8
3)	Denver	3547	1104	2443	295.6	92.0	203.6
4)	Baltimore	3735	1352	2383	311.3	112.7	198.6
5)	Cleveland	3927	1163	2764	327.3	96.9	230.3
6)	Tennessee	3942	1034	2908	328.5	86.2	242.3
7)	Cincinnati	4009	1485	2524	334.1	123.8	210.3
8)	Los Angeles Chargers	4025	1557	2468	335.4	129.8	205.7
9)	Miami	4079	1398	2681	339.9	116.5	223.4
10)	Houston	4086	1257	2829	340.5	104.8	235.8
11)	Oakland	4152	1259	2893	346.0	104.9	241.1
12)	New York Jets	4242	1436	2806	353.5	119.7	233.8
13)	Buffalo	4339	1445	2894	361.6	120.4	241.2
14)	New England	4508	1449	3059	375.7	120.8	254.9
15)	Indianapolis	4560	1301	3259	380.0	108.4	271.6
16)	Kansas City	4586	1553	3033	382.2	129.4	252.8

WEEK 13 / THROUGH MONDAY, DECEMBER 4, 2017**NFC / TOTAL OFFENSE**

Rank	Team	Total	Rushing	Passing	Total	Rushing	Passing
1)	New Orleans	4903	1711	3192	408.6	142.6	266.0
2)	Philadelphia	4621	1720	2901	385.1	143.3	241.8
3)	Los Angeles Rams	4472	1382	3090	372.7	115.2	257.5
4)	Minnesota	4445	1474	2971	370.4	122.8	247.6
5)	Atlanta	4382	1387	2995	365.2	115.6	249.6
6)	Seattle	4304	1233	3071	358.7	102.8	255.9
7)	Washington	4197	1204	2993	349.8	100.3	249.4
8)	Tampa Bay	4196	1057	3139	349.7	88.1	261.6
9)	Detroit	4045	939	3106	337.1	78.3	258.8
10t)	Carolina	3944	1533	2411	328.7	127.8	200.9
10t)	Dallas	3944	1665	2279	328.7	138.8	189.9
12)	Arizona	3938	919	3019	328.2	76.6	251.6
13)	San Francisco	3927	1209	2718	327.3	100.8	226.5
14)	Green Bay	3671	1303	2368	305.9	108.6	197.3
15)	New York Giants	3520	1069	2451	293.3	89.1	204.3
16)	Chicago	3309	1386	1923	275.8	115.5	160.3

NFC / TOTAL DEFENSE

Rank	Team	Total	Rushing	Passing	Total	Rushing	Passing
1)	Minnesota	3469	932	2537	289.1	77.7	211.4
2)	Philadelphia	3518	817	2701	293.2	68.1	225.1
3)	Carolina	3571	1063	2508	297.6	88.6	209.0
4)	Atlanta	3852	1358	2494	321.0	113.2	207.8
5)	Seattle	3854	1180	2674	321.2	98.3	222.8
6)	New Orleans	3961	1354	2607	330.1	112.8	217.3
7)	Arizona	3964	1194	2770	330.3	99.5	230.8
8)	Chicago	3998	1346	2652	333.2	112.2	221.0
9)	Los Angeles Rams	4008	1474	2534	334.0	122.8	211.2
10)	Washington	4081	1412	2669	340.1	117.7	222.4
11)	Dallas	4111	1294	2817	342.6	107.8	234.8
12)	Green Bay	4258	1343	2915	354.8	111.9	242.9
13)	San Francisco	4263	1487	2776	355.3	123.9	231.3
14)	Detroit	4323	1379	2944	360.3	114.9	245.3
15)	Tampa Bay	4627	1419	3208	385.6	118.3	267.3
16)	New York Giants	4690	1568	3122	390.8	130.7	260.2

WEEK 13 / THROUGH MONDAY, DECEMBER 4, 2017**NFL / TOTAL OFFENSE**

Rank	Team	Total	Rushing	Passing	Total	Rushing	Passing
1)	New England	4958	1447	3511	413.2	120.6	292.6
2)	New Orleans	4903	1711	3192	408.6	142.6	266.0
3)	Philadelphia	4621	1720	2901	385.1	143.3	241.8
4)	Los Angeles Rams	4472	1382	3090	372.7	115.2	257.5
5)	Minnesota	4445	1474	2971	370.4	122.8	247.6
6)	Kansas City	4419	1351	3068	368.3	112.6	255.7
7)	Pittsburgh	4411	1237	3174	367.6	103.1	264.5
8)	Atlanta	4382	1387	2995	365.2	115.6	249.6
9)	Los Angeles Chargers	4357	1119	3238	363.1	93.3	269.8
10)	Seattle	4304	1233	3071	358.7	102.8	255.9
11)	Jacksonville	4266	1793	2473	355.5	149.4	206.1
12)	Washington	4197	1204	2993	349.8	100.3	249.4
13)	Tampa Bay	4196	1057	3139	349.7	88.1	261.6
14)	Houston	4187	1404	2783	348.9	117.0	231.9
15)	Detroit	4045	939	3106	337.1	78.3	258.8
16)	Oakland	4014	1120	2894	334.5	93.3	241.2
17)	New York Jets	3948	1282	2666	329.0	106.8	222.2
18t)	Carolina	3944	1533	2411	328.7	127.8	200.9
18t)	Dallas	3944	1665	2279	328.7	138.8	189.9
20)	Arizona	3938	919	3019	328.2	76.6	251.6
21)	San Francisco	3927	1209	2718	327.3	100.8	226.5
22)	Tennessee	3894	1465	2429	324.5	122.1	202.4
23)	Denver	3784	1288	2496	315.3	107.3	208.0
24)	Cleveland	3703	1270	2433	308.6	105.8	202.8
25)	Green Bay	3671	1303	2368	305.9	108.6	197.3
26)	Buffalo	3557	1464	2093	296.4	122.0	174.4
27)	Indianapolis	3552	1189	2363	296.0	99.1	196.9
28)	New York Giants	3520	1069	2451	293.3	89.1	204.3
29)	Miami	3511	1016	2495	292.6	84.7	207.9
30)	Baltimore	3462	1386	2076	288.5	115.5	173.0
31)	Cincinnati	3370	962	2408	280.8	80.2	200.7
32)	Chicago	3309	1386	1923	275.8	115.5	160.3

NFL / TOTAL DEFENSE

Rank	Team	Total	Rushing	Passing	Total	Rushing	Passing
1)	Jacksonville	3390	1385	2005	282.5	115.4	167.1
2)	Minnesota	3469	932	2537	289.1	77.7	211.4
3)	Philadelphia	3518	817	2701	293.2	68.1	225.1
4)	Pittsburgh	3536	1186	2350	294.7	98.8	195.8
5)	Denver	3547	1104	2443	295.6	92.0	203.6
6)	Carolina	3571	1063	2508	297.6	88.6	209.0
7)	Baltimore	3735	1352	2383	311.3	112.7	198.6
8)	Atlanta	3852	1358	2494	321.0	113.2	207.8
9)	Seattle	3854	1180	2674	321.2	98.3	222.8
10)	Cleveland	3927	1163	2764	327.3	96.9	230.3
11)	Tennessee	3942	1034	2908	328.5	86.2	242.3
12)	New Orleans	3961	1354	2607	330.1	112.8	217.3
13)	Arizona	3964	1194	2770	330.3	99.5	230.8
14)	Chicago	3998	1346	2652	333.2	112.2	221.0
15)	Los Angeles Rams	4008	1474	2534	334.0	122.8	211.2
16)	Cincinnati	4009	1485	2524	334.1	123.8	210.3
17)	Los Angeles Chargers	4025	1557	2468	335.4	129.8	205.7
18)	Miami	4079	1398	2681	339.9	116.5	223.4
19)	Washington	4081	1412	2669	340.1	117.7	222.4
20)	Houston	4086	1257	2829	340.5	104.8	235.8
21)	Dallas	4111	1294	2817	342.6	107.8	234.8
22)	Oakland	4152	1259	2893	346.0	104.9	241.1
23)	New York Jets	4242	1436	2806	353.5	119.7	233.8
24)	Green Bay	4258	1343	2915	354.8	111.9	242.9
25)	San Francisco	4263	1487	2776	355.3	123.9	231.3
26)	Detroit	4323	1379	2944	360.3	114.9	245.3
27)	Buffalo	4339	1445	2894	361.6	120.4	241.2
28)	New England	4508	1449	3059	375.7	120.8	254.9
29)	Indianapolis	4560	1301	3259	380.0	108.4	271.6
30)	Kansas City	4586	1553	3033	382.2	129.4	252.8
31)	Tampa Bay	4627	1419	3208	385.6	118.3	267.3
32)	New York Giants	4690	1568	3122	390.8	130.7	260.2

WEEK 13 / THROUGH MONDAY, DECEMBER 4, 2017**AFC / TAKEAWAYS, GIVEAWAYS**

Rank	Team	TAKEAWAYS			GIVEAWAYS			Net Diff
		Int	Fum	Total	Int	Fum	Total	
1)	Baltimore	20	9	29	11	4	15	= +14
2)	Jacksonville	16	11	27	8	7	15	= +12
3)	Los Angeles Chargers	15	6	21	7	3	10	= +11
4)	New England	11	6	17	4	4	8	= +9
5t)	Buffalo	13	7	20	9	5	14	= +6
5t)	Kansas City	9	5	14	6	2	8	= +6
7)	Indianapolis	10	6	16	9	6	15	= +1
8)	New York Jets	10	7	17	8	9	17	= 0
9)	Pittsburgh	12	4	16	13	4	17	= -1
10)	Tennessee	10	6	16	14	6	20	= -4
11)	Cincinnati	8	3	11	8	9	17	= -6
12t)	Houston	10	5	15	14	9	23	= -8
12t)	Oakland	1	8	9	9	8	17	= -8
14)	Miami	7	6	13	17	6	23	= -10
15)	Denver	7	4	11	18	9	27	= -16
16)	Cleveland	6	5	11	21	9	30	= -19
	Totals	165	98	263	176	100	276	= -13

NFC / TAKEAWAYS, GIVEAWAYS

Rank	Team	TAKEAWAYS			GIVEAWAYS			Net Diff
		Int	Fum	Total	Int	Fum	Total	
1t)	Philadelphia	16	6	22	6	9	15	= +7
1t)	Seattle	10	9	19	9	3	12	= +7
3t)	Los Angeles Rams	14	7	21	6	9	15	= +6
3t)	Tampa Bay	10	11	21	9	6	15	= +6
5)	Green Bay	9	11	20	11	4	15	= +5
6)	Minnesota	9	5	14	5	5	10	= +4
7)	New Orleans	11	4	15	5	7	12	= +3
8)	Detroit	11	8	19	8	9	17	= +2
9)	Dallas	7	9	16	9	7	16	= 0
10)	New York Giants	8	6	14	8	7	15	= -1
11t)	Atlanta	3	7	10	8	5	13	= -3
11t)	Chicago	5	11	16	9	10	19	= -3
13)	Washington	12	4	16	8	12	20	= -4
14t)	Arizona	11	4	15	14	6	20	= -5
14t)	San Francisco	7	6	13	11	7	18	= -5
16)	Carolina	5	6	11	11	6	17	= -6
	Totals	148	114	262	137	112	249	= +13

NFL / TAKEAWAYS, GIVEAWAYS

Rank	Team	TAKEAWAYS			GIVEAWAYS			Net Diff
		Int	Fum	Total	Int	Fum	Total	
1)	Baltimore	20	9	29	11	4	15	= +14
2)	Jacksonville	16	11	27	8	7	15	= +12
3)	Los Angeles Chargers	15	6	21	7	3	10	= +11
4)	New England	11	6	17	4	4	8	= +9
5t)	Philadelphia	16	6	22	6	9	15	= +7
5t)	Seattle	10	9	19	9	3	12	= +7
7t)	Buffalo	13	7	20	9	5	14	= +6
7t)	Kansas City	9	5	14	6	2	8	= +6
7t)	Los Angeles Rams	14	7	21	6	9	15	= +6
7t)	Tampa Bay	10	11	21	9	6	15	= +6
11)	Green Bay	9	11	20	11	4	15	= +5
12)	Minnesota	9	5	14	5	5	10	= +4
13)	New Orleans	11	4	15	5	7	12	= +3
14)	Detroit	11	8	19	8	9	17	= +2
15)	Indianapolis	10	6	16	9	6	15	= +1
16t)	New York Jets	10	7	17	8	9	17	= 0
16t)	Dallas	7	9	16	9	7	16	= 0
18t)	Pittsburgh	12	4	16	13	4	17	= -1
18t)	New York Giants	8	6	14	8	7	15	= -1
20t)	Atlanta	3	7	10	8	5	13	= -3
20t)	Chicago	5	11	16	9	10	19	= -3
22t)	Tennessee	10	6	16	14	6	20	= -4
22t)	Washington	12	4	16	8	12	20	= -4
24t)	Arizona	11	4	15	14	6	20	= -5
24t)	San Francisco	7	6	13	11	7	18	= -5
26t)	Cincinnati	8	3	11	8	9	17	= -6
26t)	Carolina	5	6	11	11	6	17	= -6
28t)	Houston	10	5	15	14	9	23	= -8
28t)	Oakland	1	8	9	9	8	17	= -8
30)	Miami	7	6	13	17	6	23	= -10
31)	Denver	7	4	11	18	9	27	= -16
32)	Cleveland	6	5	11	21	9	30	= -19
	Totals	313	212	525	313	212	525	= 0

WEEK 13 / THROUGH MONDAY, DECEMBER 4, 2017**AFC / TEAM/OFFENSE INSIDE THE 20**

Rank	Team	Poss	Pts	TD	TD%	FG	Score	Score%
1)	Oakland	27	145	18	66.7	6	24	88.9
2)	New York Jets	27	139	16	59.3	9	25	92.6
3)	Miami	26	127	15	57.7	8	23	88.5
4)	Jacksonville	35	178	20	57.1	13	33	94.3
5)	Tennessee	30	151	17	56.7	11	28	93.3
6)	New England	53	266	30	56.6	19	49	92.5
7)	Buffalo	31	146	17	54.8	9	26	83.9
8)	Cincinnati	33	152	18	54.5	9	27	81.8
9)	Baltimore	37	178	20	54.1	13	33	89.2
10)	Houston	38	166	19	50.0	11	30	78.9
11)	Pittsburgh	46	209	21	45.7	21	42	91.3
12)	Los Angeles Chargers	34	140	15	44.1	12	27	79.4
13)	Kansas City	32	142	14	43.8	15	29	90.6
14)	Denver	36	143	15	41.7	13	28	77.8
15)	Cleveland	32	116	13	40.6	8	21	65.6
16)	Indianapolis	30	120	11	36.7	15	26	86.7

AFC / OPPONENTS/DEFENSE INSIDE THE 20

Rank	Team	Poss	Pts	TD	TD%	FG	Score	Score%
1)	Jacksonville	19	73	7	36.8	8	15	78.9
2)	Los Angeles Chargers	29	113	11	37.9	12	23	79.3
3)	Cincinnati	41	175	16	39.0	21	37	90.2
4)	New England	35	136	16	45.7	8	24	68.6
5)	Baltimore	32	138	15	46.9	12	27	84.4
6)	Oakland	35	161	17	48.6	14	31	88.6
7)	Indianapolis	41	183	21	51.2	12	33	80.5
8)	Pittsburgh	27	123	14	51.9	9	23	85.2
9)	Tennessee	44	200	23	52.3	14	37	84.1
10)	Buffalo	42	200	22	52.4	16	38	90.5
11)	New York Jets	37	171	20	54.1	12	32	86.5
12)	Houston	35	170	19	54.3	13	32	91.4
13)	Kansas City	44	216	25	56.8	14	39	88.6
14)	Denver	33	166	21	63.6	7	28	84.8
15)	Cleveland	35	199	24	68.6	10	34	97.1
16)	Miami	34	189	24	70.6	7	31	91.2

WEEK 13 / THROUGH MONDAY, DECEMBER 4, 2017**NFC / TEAM/OFFENSE INSIDE THE 20**

Rank	Team	Poss	Pts	TD	TD%	FG	Score	Score%
1)	Philadelphia	41	215	28	68.3	7	35	85.4
2)	Green Bay	34	179	22	64.7	9	31	91.2
3)	Dallas	44	220	28	63.6	9	37	84.1
4)	Chicago	21	104	13	61.9	5	18	85.7
5)	New Orleans	43	221	26	60.5	13	39	90.7
6)	Minnesota	43	214	25	58.1	14	39	90.7
7)	Washington	38	188	22	57.9	12	34	89.5
8)	Atlanta	38	182	21	55.3	12	33	86.8
9)	Carolina	37	176	20	54.1	13	33	89.2
10)	Seattle	41	191	22	53.7	13	35	85.4
11)	New York Giants	28	128	15	53.6	8	23	82.1
12)	Detroit	34	159	18	52.9	12	30	88.2
13)	Los Angeles Rams	52	241	26	50.0	20	46	88.5
14)	Tampa Bay	39	170	19	48.7	14	33	84.6
15)	Arizona	35	145	17	48.6	10	27	77.1
16)	San Francisco	32	131	13	40.6	14	27	84.4

NFC / OPPONENTS/DEFENSE INSIDE THE 20

Rank	Team	Poss	Pts	TD	TD%	FG	Score	Score%
1)	Minnesota	31	130	12	38.7	15	27	87.1
2)	Chicago	42	177	18	42.9	17	35	83.3
3)	Seattle	29	122	13	44.8	11	24	82.8
4)	Atlanta	39	169	19	48.7	12	31	79.5
5)	New York Giants	41	191	21	51.2	15	36	87.8
6)	Tampa Bay	40	191	21	52.5	15	36	90.0
7)	Philadelphia	28	129	15	53.6	8	23	82.1
8)	New Orleans	33	153	18	54.5	10	28	84.8
9)	Dallas	41	185	23	56.1	9	32	78.0
10)	San Francisco	46	215	26	56.5	13	39	84.8
11)	Los Angeles Rams	32	150	19	59.4	7	26	81.3
12)	Arizona	40	203	24	60.0	14	38	95.0
13)	Detroit	44	220	27	61.4	11	38	86.4
14)	Carolina	27	141	17	63.0	7	24	88.9
15)	Washington	39	213	25	64.1	13	38	97.4
16)	Green Bay	32	180	21	65.6	11	32	100.0

WEEK 13 / THROUGH MONDAY, DECEMBER 4, 2017**NFL / TEAM/OFFENSE INSIDE THE 20**

Rank	Team	Poss	Pts	TD	TD%	FG	Score	Score%
1)	Philadelphia	41	215	28	68.3	7	35	85.4
2)	Oakland	27	145	18	66.7	6	24	88.9
3)	Green Bay	34	179	22	64.7	9	31	91.2
4)	Dallas	44	220	28	63.6	9	37	84.1
5)	Chicago	21	104	13	61.9	5	18	85.7
6)	New Orleans	43	221	26	60.5	13	39	90.7
7)	New York Jets	27	139	16	59.3	9	25	92.6
8)	Minnesota	43	214	25	58.1	14	39	90.7
9)	Washington	38	188	22	57.9	12	34	89.5
10)	Miami	26	127	15	57.7	8	23	88.5
11)	Jacksonville	35	178	20	57.1	13	33	94.3
12)	Tennessee	30	151	17	56.7	11	28	93.3
13)	New England	53	266	30	56.6	19	49	92.5
14)	Atlanta	38	182	21	55.3	12	33	86.8
15)	Buffalo	31	146	17	54.8	9	26	83.9
16)	Cincinnati	33	152	18	54.5	9	27	81.8
17t)	Baltimore	37	178	20	54.1	13	33	89.2
17t)	Carolina	37	176	20	54.1	13	33	89.2
19)	Seattle	41	191	22	53.7	13	35	85.4
20)	New York Giants	28	128	15	53.6	8	23	82.1
21)	Detroit	34	159	18	52.9	12	30	88.2
22t)	Houston	38	166	19	50.0	11	30	78.9
22t)	Los Angeles Rams	52	241	26	50.0	20	46	88.5
24)	Tampa Bay	39	170	19	48.7	14	33	84.6
25)	Arizona	35	145	17	48.6	10	27	77.1
26)	Pittsburgh	46	209	21	45.7	21	42	91.3
27)	Los Angeles Chargers	34	140	15	44.1	12	27	79.4
28)	Kansas City	32	142	14	43.8	15	29	90.6
29)	Denver	36	143	15	41.7	13	28	77.8
30t)	Cleveland	32	116	13	40.6	8	21	65.6
30t)	San Francisco	32	131	13	40.6	14	27	84.4
32)	Indianapolis	30	120	11	36.7	15	26	86.7

NFL / OPPONENTS/DEFENSE INSIDE THE 20

Rank	Team	Poss	Pts	TD	TD%	FG	Score	Score%
1)	Jacksonville	19	73	7	36.8	8	15	78.9
2)	Los Angeles Chargers	29	113	11	37.9	12	23	79.3
3)	Minnesota	31	130	12	38.7	15	27	87.1
4)	Cincinnati	41	175	16	39.0	21	37	90.2
5)	Chicago	42	177	18	42.9	17	35	83.3
6)	Seattle	29	122	13	44.8	11	24	82.8
7)	New England	35	136	16	45.7	8	24	68.6
8)	Baltimore	32	138	15	46.9	12	27	84.4
9)	Oakland	35	161	17	48.6	14	31	88.6
10)	Atlanta	39	169	19	48.7	12	31	79.5
11t)	Indianapolis	41	183	21	51.2	12	33	80.5
11t)	New York Giants	41	191	21	51.2	15	36	87.8
13)	Pittsburgh	27	123	14	51.9	9	23	85.2
14)	Tennessee	44	200	23	52.3	14	37	84.1
15)	Buffalo	42	200	22	52.4	16	38	90.5
16)	Tampa Bay	40	191	21	52.5	15	36	90.0
17)	Philadelphia	28	129	15	53.6	8	23	82.1
18)	New York Jets	37	171	20	54.1	12	32	86.5
19)	Houston	35	170	19	54.3	13	32	91.4
20)	New Orleans	33	153	18	54.5	10	28	84.8
21)	Dallas	41	185	23	56.1	9	32	78.0
22)	San Francisco	46	215	26	56.5	13	39	84.8
23)	Kansas City	44	216	25	56.8	14	39	88.6
24)	Los Angeles Rams	32	150	19	59.4	7	26	81.3
25)	Arizona	40	203	24	60.0	14	38	95.0
26)	Detroit	44	220	27	61.4	11	38	86.4
27)	Carolina	27	141	17	63.0	7	24	88.9
28)	Denver	33	166	21	63.6	7	28	84.8
29)	Washington	39	213	25	64.1	13	38	97.4
30)	Green Bay	32	180	21	65.6	11	32	100.0
31)	Cleveland	35	199	24	68.6	10	34	97.1
32)	Miami	34	189	24	70.6	7	31	91.2

WEEK 13 / THROUGH MONDAY, DECEMBER 4, 2017**AFC / OFFENSE/TEAMS: FIRST DOWNS, THIRD DOWNS, FOURTH DOWNS**

Rank	Team	FIRST DOWNS				THIRD DOWNS			FOURTH DOWNS		
		Total	Rush	Pass	Pen	Made	Att	Pct	Made	Att	Pct
1)	New England	298	77	184	37	70	156	44.9	5	10	50.0
2)	Houston	258	68	149	41	61	157	38.9	4	7	57.1
3)	Pittsburgh	256	70	159	27	60	153	39.2	3	6	50.0
4)	Los Angeles Chargers	246	55	166	25	62	155	40.0	4	8	50.0
5)	Jacksonville	242	76	137	29	67	176	38.1	8	11	72.7
6)	Kansas City	233	62	153	18	55	145	37.9	1	7	14.3
7)	Cleveland	229	77	119	33	50	161	31.1	12	20	60.0
8)	Oakland	226	56	147	23	62	152	40.8	7	18	38.9
9)	Tennessee	223	75	118	30	55	150	36.7	3	5	60.0
10)	Baltimore	220	77	119	24	54	166	32.5	8	12	66.7
11t)	Denver	217	60	139	18	70	180	38.9	3	12	25.0
11t)	New York Jets	217	56	133	28	70	174	40.2	6	9	66.7
13)	Miami	206	44	135	27	50	151	33.1	4	16	25.0
14)	Buffalo	203	74	113	16	71	179	39.7	2	10	20.0
15)	Indianapolis	199	65	115	19	66	173	38.2	4	10	40.0
16)	Cincinnati	195	54	122	19	51	145	35.2	3	6	50.0
	Totals	3668	1046	2208	414	974	2573	37.9	77	167	46.1

AFC / DEFENSE/OPPONENTS: FIRST DOWNS, THIRD DOWNS, FOURTH DOWNS

Rank	Team	FIRST DOWNS				THIRD DOWNS			FOURTH DOWNS		
		Total	Rush	Pass	Pen	Made	Att	Pct	Made	Att	Pct
1)	Pittsburgh	193	62	115	16	55	153	35.9	5	16	31.3
2)	Jacksonville	194	65	112	17	55	164	33.5	5	11	45.5
3)	Denver	203	46	130	27	48	159	30.2	6	18	33.3
4)	Baltimore	211	66	122	23	55	162	34.0	4	12	33.3
5)	Houston	216	60	131	25	53	155	34.2	5	8	62.5
6)	Oakland	222	62	144	16	73	165	44.2	3	5	60.0
7)	Los Angeles Chargers	226	76	127	23	71	170	41.8	4	13	30.8
8)	Cleveland	232	64	147	21	66	166	39.8	2	3	66.7
9)	Miami	238	62	149	27	55	149	36.9	2	6	33.3
10)	New York Jets	240	60	142	38	63	164	38.4	2	8	25.0
11)	Cincinnati	244	79	131	34	79	186	42.5	6	13	46.2
12)	Indianapolis	249	67	156	26	69	159	43.4	5	8	62.5
13)	Tennessee	251	53	178	20	56	156	35.9	9	14	64.3
14)	New England	252	80	154	18	60	149	40.3	8	19	42.1
15)	Buffalo	262	86	153	23	63	158	39.9	5	10	50.0
16)	Kansas City	280	90	159	31	69	163	42.3	6	10	60.0
	Totals	3713	1078	2250	385	990	2578	38.4	77	174	44.3

WEEK 13 / THROUGH MONDAY, DECEMBER 4, 2017**NFC / OFFENSE/TEAMS: FIRST DOWNS, THIRD DOWNS, FOURTH DOWNS**

Rank	Team	FIRST DOWNS				THIRD DOWNS			FOURTH DOWNS		
		Total	Rush	Pass	Pen	Made	Att	Pct	Made	Att	Pct
1)	Philadelphia	263	89	148	26	79	172	45.9	13	19	68.4
2)	Minnesota	259	75	156	28	74	161	46.0	1	6	16.7
3)	New Orleans	258	89	153	16	58	149	38.9	9	11	81.8
4)	Tampa Bay	254	54	178	22	58	151	38.4	3	7	42.9
5)	Atlanta	245	75	152	18	64	141	45.4	3	11	27.3
6)	Seattle	243	62	157	24	68	166	41.0	4	7	57.1
7)	Carolina	241	91	127	23	73	167	43.7	3	9	33.3
8)	Los Angeles Rams	240	70	147	23	69	162	42.6	2	6	33.3
9t)	Arizona	237	42	161	34	66	172	38.4	5	13	38.5
9t)	Dallas	237	99	122	16	67	151	44.4	7	15	46.7
11)	Green Bay	230	74	133	23	63	155	40.6	10	16	62.5
12)	San Francisco	227	65	146	16	66	182	36.3	8	18	44.4
13)	Washington	226	54	155	17	57	157	36.3	7	13	53.8
14)	Detroit	224	45	160	19	60	158	38.0	0	7	0.0
15)	New York Giants	194	48	130	16	53	163	32.5	7	16	43.8
16)	Chicago	188	67	100	21	54	154	35.1	5	12	41.7
	Totals	3766	1099	2325	342	1029	2561	40.2	87	186	46.8

NFC / DEFENSE/OPPONENTS: FIRST DOWNS, THIRD DOWNS, FOURTH DOWNS

Rank	Team	FIRST DOWNS				THIRD DOWNS			FOURTH DOWNS		
		Total	Rush	Pass	Pen	Made	Att	Pct	Made	Att	Pct
1)	Carolina	197	49	132	16	55	153	35.9	5	16	31.3
2)	Philadelphia	199	40	138	21	46	152	30.3	4	14	28.6
3)	Minnesota	213	44	144	25	40	147	27.2	8	14	57.1
4)	Los Angeles Rams	216	60	134	22	65	169	38.5	7	12	58.3
5)	New Orleans	220	66	124	30	60	154	39.0	2	8	25.0
6)	Washington	229	73	135	21	64	159	40.3	6	10	60.0
7)	Arizona	230	61	147	22	73	177	41.2	5	9	55.6
8)	Chicago	233	69	141	23	68	168	40.5	6	8	75.0
9)	Seattle	237	59	141	37	65	167	38.9	5	11	45.5
10)	New York Giants	243	83	142	18	69	168	41.1	4	15	26.7
11)	Tampa Bay	244	70	157	17	80	165	48.5	1	7	14.3
12)	Dallas	245	72	148	25	70	157	44.6	4	11	36.4
13)	Green Bay	252	70	163	19	68	156	43.6	8	10	80.0
14)	Atlanta	253	81	148	24	60	150	40.0	10	16	62.5
15t)	Detroit	255	86	144	25	54	146	37.0	7	12	58.3
15t)	San Francisco	255	84	145	26	76	168	45.2	5	6	83.3
	Totals	3721	1067	2283	371	1013	2556	39.6	87	179	48.6

WEEK 13 / THROUGH MONDAY, DECEMBER 4, 2017

NFL / OFFENSE/TEAMS: FIRST DOWNS, THIRD DOWNS, FOURTH DOWNS

Rank	Team	FIRST DOWNS				THIRD DOWNS			FOURTH DOWNS		
		Total	Rush	Pass	Pen	Made	Att	Pct	Made	Att	Pct
1)	New England	298	77	184	37	70	156	44.9	5	10	50.0
2)	Philadelphia	263	89	148	26	79	172	45.9	13	19	68.4
3)	Minnesota	259	75	156	28	74	161	46.0	1	6	16.7
4t)	Houston	258	68	149	41	61	157	38.9	4	7	57.1
4t)	New Orleans	258	89	153	16	58	149	38.9	9	11	81.8
6)	Pittsburgh	256	70	159	27	60	153	39.2	3	6	50.0
7)	Tampa Bay	254	54	178	22	58	151	38.4	3	7	42.9
8)	Los Angeles Chargers	246	55	166	25	62	155	40.0	4	8	50.0
9)	Atlanta	245	75	152	18	64	141	45.4	3	11	27.3
10)	Seattle	243	62	157	24	68	166	41.0	4	7	57.1
11)	Jacksonville	242	76	137	29	67	176	38.1	8	11	72.7
12)	Carolina	241	91	127	23	73	167	43.7	3	9	33.3
13)	Los Angeles Rams	240	70	147	23	69	162	42.6	2	6	33.3
14t)	Arizona	237	42	161	34	66	172	38.4	5	13	38.5
14t)	Dallas	237	99	122	16	67	151	44.4	7	15	46.7
16)	Kansas City	233	62	153	18	55	145	37.9	1	7	14.3
17)	Green Bay	230	74	133	23	63	155	40.6	10	16	62.5
18)	Cleveland	229	77	119	33	50	161	31.1	12	20	60.0
19)	San Francisco	227	65	146	16	66	182	36.3	8	18	44.4
20t)	Oakland	226	56	147	23	62	152	40.8	7	18	38.9
20t)	Washington	226	54	155	17	57	157	36.3	7	13	53.8
22)	Detroit	224	45	160	19	60	158	38.0	0	7	0.0
23)	Tennessee	223	75	118	30	55	150	36.7	3	5	60.0
24)	Baltimore	220	77	119	24	54	166	32.5	8	12	66.7
25t)	Denver	217	60	139	18	70	180	38.9	3	12	25.0
25t)	New York Jets	217	56	133	28	70	174	40.2	6	9	66.7
27)	Miami	206	44	135	27	50	151	33.1	4	16	25.0
28)	Buffalo	203	74	113	16	71	179	39.7	2	10	20.0
29)	Indianapolis	199	65	115	19	66	173	38.2	4	10	40.0
30)	Cincinnati	195	54	122	19	51	145	35.2	3	6	50.0
31)	New York Giants	194	48	130	16	53	163	32.5	7	16	43.8
32)	Chicago	188	67	100	21	54	154	35.1	5	12	41.7
	Totals	7434	2145	4533	756	2003	5134	39.0	164	353	46.5

NFL / DEFENSE/OPPONENTS: FIRST DOWNS, THIRD DOWNS, FOURTH DOWNS

Rank	Team	FIRST DOWNS				THIRD DOWNS			FOURTH DOWNS		
		Total	Rush	Pass	Pen	Made	Att	Pct	Made	Att	Pct
1)	Pittsburgh	193	62	115	16	55	153	35.9	5	16	31.3
2)	Jacksonville	194	65	112	17	55	164	33.5	5	11	45.5
3)	Carolina	197	49	132	16	55	153	35.9	5	16	31.3
4)	Philadelphia	199	40	138	21	46	152	30.3	4	14	28.6
5)	Denver	203	46	130	27	48	159	30.2	6	18	33.3
6)	Baltimore	211	66	122	23	55	162	34.0	4	12	33.3
7)	Minnesota	213	44	144	25	40	147	27.2	8	14	57.1
8t)	Houston	216	60	131	25	53	155	34.2	5	8	62.5
8t)	Los Angeles Rams	216	60	134	22	65	169	38.5	7	12	58.3
10)	New Orleans	220	66	124	30	60	154	39.0	2	8	25.0
11)	Oakland	222	62	144	16	73	165	44.2	3	5	60.0
12)	Los Angeles Chargers	226	76	127	23	71	170	41.8	4	13	30.8
13)	Washington	229	73	135	21	64	159	40.3	6	10	60.0
14)	Arizona	230	61	147	22	73	177	41.2	5	9	55.6
15)	Cleveland	232	64	147	21	66	166	39.8	2	3	66.7
16)	Chicago	233	69	141	23	68	168	40.5	6	8	75.0
17)	Seattle	237	59	141	37	65	167	38.9	5	11	45.5
18)	Miami	238	62	149	27	55	149	36.9	2	6	33.3
19)	New York Jets	240	60	142	38	63	164	38.4	2	8	25.0
20)	New York Giants	243	83	142	18	69	168	41.1	4	15	26.7
21t)	Cincinnati	244	79	131	34	79	186	42.5	6	13	46.2
21t)	Tampa Bay	244	70	157	17	80	165	48.5	1	7	14.3
23)	Dallas	245	72	148	25	70	157	44.6	4	11	36.4
24)	Indianapolis	249	67	156	26	69	159	43.4	5	8	62.5
25)	Tennessee	251	53	178	20	56	156	35.9	9	14	64.3
26t)	New England	252	80	154	18	60	149	40.3	8	19	42.1
26t)	Green Bay	252	70	163	19	68	156	43.6	8	10	80.0
28)	Atlanta	253	81	148	24	60	150	40.0	10	16	62.5
29t)	Detroit	255	86	144	25	54	146	37.0	7	12	58.3
29t)	San Francisco	255	84	145	26	76	168	45.2	5	6	83.3
31)	Buffalo	262	86	153	23	63	158	39.9	5	10	50.0
32)	Kansas City	280	90	159	31	69	163	42.3	6	10	60.0
	Totals	7434	2145	4533	756	2003	5134	39.0	164	353	46.5

WEEK 13 / THROUGH MONDAY, DECEMBER 4, 2017**AFC / FIRST-DOWN PLAYS BY TEAMS**

Rank	Team	Yds/Play	Plays	Yards
1)	Kansas City	6.83	327	2233
2)	New England	6.65	375	2493
3)	Cincinnati	5.98	301	1799
4)	Oakland	5.56	314	1746
5)	Tennessee	5.52	332	1834
6)	Pittsburgh	5.24	359	1881
7)	New York Jets	5.23	321	1680
8)	Jacksonville	5.22	348	1815
9)	Los Angeles Chargers	5.13	340	1744
10)	Buffalo	4.80	312	1499
11)	Indianapolis	4.77	317	1513
12)	Houston	4.68	359	1681
13)	Cleveland	4.61	339	1562
14)	Miami	4.46	322	1436
15)	Baltimore	4.46	336	1498
16)	Denver	4.40	340	1497
	TOTAL	5.22	5342	27911

AFC / FIRST-DOWN PLAYS BY OPPONENTS

Rank	Team	Yds/Play	Plays	Yards
1)	Cincinnati	4.40	344	1512
2)	Baltimore	4.61	334	1540
3)	Cleveland	4.75	338	1604
4)	Pittsburgh	4.80	299	1436
5)	Tennessee	5.08	358	1817
6)	Oakland	5.19	313	1624
7)	Jacksonville	5.23	324	1694
8)	Los Angeles Chargers	5.35	331	1771
9)	New York Jets	5.57	341	1898
10)	Denver	5.58	311	1735
11)	Kansas City	5.65	372	2103
12)	Miami	5.68	335	1902
13)	Houston	5.72	323	1847
14)	Buffalo	5.74	365	2094
15)	Indianapolis	6.14	344	2111
16)	New England	6.38	346	2209
	TOTAL	5.37	5378	28897

WEEK 13 / THROUGH MONDAY, DECEMBER 4, 2017**NFC / FIRST-DOWN PLAYS BY TEAMS**

Rank	Team	Yds/Play	Plays	Yards
1)	New Orleans	6.61	350	2313
2)	Atlanta	6.50	333	2166
3)	San Francisco	5.86	344	2015
4)	Tampa Bay	5.82	356	2072
5)	Los Angeles Rams	5.77	339	1957
6)	Philadelphia	5.64	360	2030
7)	Arizona	5.38	352	1894
8)	Dallas	5.36	331	1774
9)	Green Bay	5.34	319	1702
10)	Minnesota	5.18	351	1817
11)	Seattle	5.10	355	1810
12)	Carolina	4.98	341	1699
13)	Washington	4.74	331	1570
14)	New York Giants	4.65	315	1465
15)	Chicago	4.63	294	1362
16)	Detroit	4.40	328	1444
	TOTAL	5.39	5399	29090

NFC / FIRST-DOWN PLAYS BY OPPONENTS

Rank	Team	Yds/Play	Plays	Yards
1)	Philadelphia	4.04	313	1266
2)	Seattle	4.50	343	1543
3)	Dallas	4.55	329	1496
4)	Atlanta	5.02	342	1716
5)	Chicago	5.03	337	1694
6)	New Orleans	5.10	318	1621
7)	Green Bay	5.20	343	1783
8)	Arizona	5.21	343	1786
9)	Minnesota	5.40	320	1729
10)	San Francisco	5.45	364	1983
11)	New York Giants	5.45	345	1881
12)	Los Angeles Rams	5.52	328	1809
13)	Detroit	5.57	362	2017
14)	Carolina	5.76	300	1729
15)	Washington	5.96	337	2010
16)	Tampa Bay	6.02	339	2041
	TOTAL	5.24	5363	28104

WEEK 13 / THROUGH MONDAY, DECEMBER 4, 2017**NFL / FIRST-DOWN PLAYS BY TEAMS**

Rank	Team	Yds/Play	Plays	Yards
1)	Kansas City	6.83	327	2233
2)	New England	6.65	375	2493
3)	New Orleans	6.61	350	2313
4)	Atlanta	6.50	333	2166
5)	Cincinnati	5.98	301	1799
6)	San Francisco	5.86	344	2015
7)	Tampa Bay	5.82	356	2072
8)	Los Angeles Rams	5.77	339	1957
9)	Philadelphia	5.64	360	2030
10)	Oakland	5.56	314	1746
11)	Tennessee	5.52	332	1834
12)	Arizona	5.38	352	1894
13)	Dallas	5.36	331	1774
14)	Green Bay	5.34	319	1702
15)	Pittsburgh	5.24	359	1881
16)	New York Jets	5.23	321	1680
17)	Jacksonville	5.22	348	1815
18)	Minnesota	5.18	351	1817
19)	Los Angeles Chargers	5.13	340	1744
20)	Seattle	5.10	355	1810
21)	Carolina	4.98	341	1699
22)	Buffalo	4.80	312	1499
23)	Indianapolis	4.77	317	1513
24)	Washington	4.74	331	1570
25)	Houston	4.68	359	1681
26)	New York Giants	4.65	315	1465
27)	Chicago	4.63	294	1362
28)	Cleveland	4.61	339	1562
29)	Miami	4.46	322	1436
30)	Baltimore	4.46	336	1498
31)	Denver	4.40	340	1497
32)	Detroit	4.40	328	1444
	TOTAL	5.31	10741	57001

NFL / FIRST-DOWN PLAYS BY OPPONENTS

Rank	Team	Yds/Play	Plays	Yards
1)	Philadelphia	4.04	313	1266
2)	Cincinnati	4.40	344	1512
3)	Seattle	4.50	343	1543
4)	Dallas	4.55	329	1496
5)	Baltimore	4.61	334	1540
6)	Cleveland	4.75	338	1604
7)	Pittsburgh	4.80	299	1436
8)	Atlanta	5.02	342	1716
9)	Chicago	5.03	337	1694
10)	Tennessee	5.08	358	1817
11)	New Orleans	5.10	318	1621
12)	Oakland	5.19	313	1624
13)	Green Bay	5.20	343	1783
14)	Arizona	5.21	343	1786
15)	Jacksonville	5.23	324	1694
16)	Los Angeles Chargers	5.35	331	1771
17)	Minnesota	5.40	320	1729
18)	San Francisco	5.45	364	1983
19)	New York Giants	5.45	345	1881
20)	Los Angeles Rams	5.52	328	1809
21)	New York Jets	5.57	341	1898
22)	Detroit	5.57	362	2017
23)	Denver	5.58	311	1735
24)	Kansas City	5.65	372	2103
25)	Miami	5.68	335	1902
26)	Houston	5.72	323	1847
27)	Buffalo	5.74	365	2094
28)	Carolina	5.76	300	1729
29)	Washington	5.96	337	2010
30)	Tampa Bay	6.02	339	2041
31)	Indianapolis	6.14	344	2111
32)	New England	6.38	346	2209
	TOTAL	5.31	10741	57001

WEEK 13 / THROUGH MONDAY, DECEMBER 4, 2017

AFC / KICKOFFS (Receiving Team)

Rank	Team	TotKO	AdjKO	TB	TB%	EZ	EZ%	OB	I20	Avg.Start
1)	Baltimore	52	52	29	55.8	40	76.9	1	3	27.3
2)	New England	52	49	32	65.3	38	73.1	0	5	27.1
3)	Oakland	64	58	33	56.9	44	68.8	0	8	26.1
4)	Cleveland	66	65	41	63.1	53	80.3	0	8	25.2
5)	Jacksonville	47	45	33	73.3	39	83.0	0	5	25.1
6)	Pittsburgh	51	50	33	66.0	36	70.6	0	5	24.8
7)	Indianapolis	74	72	49	68.1	63	85.1	0	7	24.5
8)	Houston	71	68	48	70.6	58	81.7	0	5	24.5
9)	Kansas City	59	56	21	37.5	44	74.6	0	12	24.3
10)	Tennessee	67	64	43	67.2	56	83.6	0	8	24.2
11)	Buffalo	66	66	43	65.2	57	86.4	0	5	24.2
12)	Denver	67	65	36	55.4	51	76.1	0	11	24.0
13)	New York Jets	61	58	34	58.6	45	73.8	0	8	23.9
14)	Cincinnati	56	56	33	58.9	41	73.2	0	7	23.9
15)	Miami	63	61	32	52.5	50	79.4	0	10	23.7
16)	Los Angeles Char	51	49	26	53.1	34	66.7	0	7	22.6
	Totals	967	934	566	60.6	749	80.2	1	114	24.7

AFC / KICKOFFS (Kicking Team)

Rank	Team	TotKO	AdjKO	TB	TB%	EZ	EZ%	OB	I20	Avg.Start
1)	Miami	48	45	22	48.9	36	75.0	0	10	22.2
2)	New England	75	75	31	41.3	50	66.7	0	14	23.4
3)	Cincinnati	51	50	28	56.0	37	72.5	1	6	23.7
4)	Kansas City	70	68	50	73.5	60	85.7	0	7	23.9
5)	New York Jets	60	58	39	67.2	52	86.7	0	7	24.0
6)	Pittsburgh	64	63	37	58.7	51	79.7	0	11	24.0
7)	Oakland	51	51	38	74.5	44	86.3	0	6	24.1
8)	Houston	63	61	43	70.5	52	82.5	0	8	24.2
9)	Indianapolis	53	53	35	66.0	41	77.4	0	8	24.3
10)	Baltimore	65	62	42	67.7	45	69.2	0	7	24.4
11)	Cleveland	44	40	29	72.5	32	72.7	0	3	24.9
12)	Buffalo	57	51	28	54.9	40	70.2	0	7	25.1
13)	Tennessee	62	61	42	68.9	54	87.1	0	3	25.4
14)	Jacksonville	68	67	37	55.2	46	67.6	1	6	26.5
15)	Los Angeles Char	58	57	22	38.6	41	70.7	0	8	26.9
16)	Denver	54	49	33	67.3	39	72.2	0	3	27.3
	Totals	943	911	556	61.0	720	79.0	2	114	24.6

Note: Average team drive start DOES NOT include onside kicks or kickoffs at the end of a half unless either kickoff is returned for a touchdown. All other kickoffs (returned kickoffs, fair catches, touchback and kickoffs out of bounds) are included. Kickoffs resulting in the kicking team retaining possession are not included.

ADJ KO: Adjusted kickoffs are used to compute the Avg. Team Drive Start.

I20: The number of drives that start inside (not including) the 20 yd line.

WEEK 13 / THROUGH MONDAY, DECEMBER 4, 2017

NFC / KICKOFFS (Receiving Team)

Rank	Team	TotKO	AdjKO	TB	TB%	EZ	EZ%	OB	I20	Avg.Start
1)	Los Angeles Rams	53	50	21	42.0	36	67.9	1	7	27.3
2)	Seattle	54	53	27	50.9	38	70.4	1	8	25.9
3)	Dallas	61	61	41	67.2	50	82.0	0	6	25.6
4)	Chicago	67	66	30	45.5	44	65.7	1	6	25.4
5)	Green Bay	63	63	38	60.3	45	71.4	1	7	25.3
6)	Detroit	63	62	42	67.7	50	79.4	3	7	24.9
7)	Philadelphia	52	50	37	74.0	41	78.8	0	4	24.7
8)	Carolina	53	53	31	58.5	40	75.5	0	5	24.7
9)	Tampa Bay	62	61	49	80.3	55	88.7	0	5	24.5
10)	New Orleans	57	53	32	60.4	44	77.2	1	8	24.3
11)	New York Giants	66	63	45	71.4	54	81.8	0	6	24.3
12)	Washington	66	64	45	70.3	52	78.8	0	8	24.3
13)	San Francisco	67	66	41	62.1	49	73.1	2	8	24.1
14)	Atlanta	60	59	29	49.2	43	71.7	0	12	24.1
15)	Minnesota	54	52	31	59.6	47	87.0	1	9	23.9
16)	Arizona	67	63	43	68.3	55	82.1	0	8	23.4
	Totals	965	939	582	62.0	743	79.1	11	114	24.8

NFC / KICKOFFS (Kicking Team)

Rank	Team	TotKO	AdjKO	TB	TB%	EZ	EZ%	OB	I20	Avg.Start
1)	Arizona	55	52	27	51.9	40	72.7	1	8	23.7
2)	Tampa Bay	57	53	26	49.1	41	71.9	0	7	23.8
3)	Washington	63	61	42	68.9	52	82.5	1	8	23.9
4)	Detroit	70	69	37	53.6	54	77.1	0	10	24.1
5)	Dallas	62	61	36	59.0	49	79.0	0	10	24.3
6)	Seattle	63	60	32	53.3	42	66.7	1	9	24.3
7)	New York Giants	47	45	19	42.2	28	59.6	2	9	24.7
8)	Los Angeles Rams	81	81	66	81.5	74	91.4	1	6	24.8
9)	Carolina	62	61	52	85.2	56	90.3	1	2	25.0
10)	San Francisco	55	51	41	80.4	48	87.3	1	2	25.0
11)	New Orleans	74	71	49	69.0	64	86.5	1	10	25.0
12)	Philadelphia	74	73	39	53.4	52	70.3	1	11	25.3
13)	Green Bay	54	54	31	57.4	40	74.1	0	3	25.4
14)	Atlanta	63	62	39	62.9	51	81.0	0	5	25.7
15)	Minnesota	67	66	35	53.0	50	74.6	0	8	25.7
16)	Chicago	42	42	21	50.0	31	73.8	0	6	26.1
	Totals	989	962	592	61.5	772	80.2	10	114	24.8

Note: Average team drive start DOES NOT include onside kicks or kickoffs at the end of a half unless either kickoff is returned for a touchdown. All other kickoffs (returned kickoffs, fair catches, touchback and kickoffs out of bounds) are included. Kickoffs resulting in the kicking team retaining possession are not included.

ADJ KO: Adjusted kickoffs are used to compute the Avg. Team Drive Start.

I20: The number of drives that start inside (not including) the 20 yd line.

WEEK 13 / THROUGH MONDAY, DECEMBER 4, 2017

NFL / KICKOFFS (Receiving Team)

Rank	Team	TotKO	AdjKO	TB	TB%	EZ	EZ%	OB	I20	Avg.Start
1)	Baltimore	52	52	29	55.8	40	76.9	1	3	27.3
2)	Los Angeles Rams	53	50	21	42.0	36	67.9	1	7	27.3
3)	New England	52	49	32	65.3	38	73.1	0	5	27.1
4)	Oakland	64	58	33	56.9	44	68.8	0	8	26.1
5)	Seattle	54	53	27	50.9	38	70.4	1	8	25.9
6)	Dallas	61	61	41	67.2	50	82.0	0	6	25.6
7)	Chicago	67	66	30	45.5	44	65.7	1	6	25.4
8)	Green Bay	63	63	38	60.3	45	71.4	1	7	25.3
9)	Cleveland	66	65	41	63.1	53	80.3	0	8	25.2
10)	Jacksonville	47	45	33	73.3	39	83.0	0	5	25.1
11)	Detroit	63	62	42	67.7	50	79.4	3	7	24.9
12)	Pittsburgh	51	50	33	66.0	36	70.6	0	5	24.8
13)	Philadelphia	52	50	37	74.0	41	78.8	0	4	24.7
14)	Carolina	53	53	31	58.5	40	75.5	0	5	24.7
15)	Tampa Bay	62	61	49	80.3	55	88.7	0	5	24.5
16)	Indianapolis	74	72	49	68.1	63	85.1	0	7	24.5
17)	Houston	71	68	48	70.6	58	81.7	0	5	24.5
18)	Kansas City	59	56	21	37.5	44	74.6	0	12	24.3
19)	New Orleans	57	53	32	60.4	44	77.2	1	8	24.3
20)	New York Giants	66	63	45	71.4	54	81.8	0	6	24.3
21)	Washington	66	64	45	70.3	52	78.8	0	8	24.3
22)	Tennessee	67	64	43	67.2	56	83.6	0	8	24.2
23)	Buffalo	66	66	43	65.2	57	86.4	0	5	24.2
24)	San Francisco	67	66	41	62.1	49	73.1	2	8	24.1
25)	Atlanta	60	59	29	49.2	43	71.7	0	12	24.1
26)	Denver	67	65	36	55.4	51	76.1	0	11	24.0
27)	New York Jets	61	58	34	58.6	45	73.8	0	8	23.9
28)	Cincinnati	56	56	33	58.9	41	73.2	0	7	23.9
29)	Minnesota	54	52	31	59.6	47	87.0	1	9	23.9
30)	Miami	63	61	32	52.5	50	79.4	0	10	23.7
31)	Arizona	67	63	43	68.3	55	82.1	0	8	23.4
32)	Los Angeles Char	51	49	26	53.1	34	66.7	0	7	22.6
	Totals	1932	1873	1148	61.31	492	79.7	12	228	24.7

Note: Average opponent drive start DOES NOT include inside kicks or kickoffs at the end of a half unless either kickoff is returned for a touchdown. All other kickoffs (returned kickoffs, fair catches, touchback and kickoffs out of bounds) are included. Kickoffs resulting in the kicking team retaining possession are not included.

ADJ KO: Adjusted kickoffs are used to compute the Avg. Team Drive Start.

I20: The number of drives that start inside (not including) the 20 yd line.

WEEK 13 / THROUGH MONDAY, DECEMBER 4, 2017

NFL / KICKOFFS (Kicking Team)

Rank	Team	TotKO	AdjKO	TB	TB%	EZ	EZ%	OB	I20	Avg.Start
1)	Miami	48	45	22	48.9	36	75.0	0	10	22.2
2)	New England	75	75	31	41.3	50	66.7	0	14	23.4
3)	Arizona	55	52	27	51.9	40	72.7	1	8	23.7
4)	Cincinnati	51	50	28	56.0	37	72.5	1	6	23.7
5)	Tampa Bay	57	53	26	49.1	41	71.9	0	7	23.8
6)	Kansas City	70	68	50	73.5	60	85.7	0	7	23.9
7)	Washington	63	61	42	68.9	52	82.5	1	8	23.9
8)	New York Jets	60	58	39	67.2	52	86.7	0	7	24.0
9)	Pittsburgh	64	63	37	58.7	51	79.7	0	11	24.0
10)	Detroit	70	69	37	53.6	54	77.1	0	10	24.1
11)	Oakland	51	51	38	74.5	44	86.3	0	6	24.1
12)	Houston	63	61	43	70.5	52	82.5	0	8	24.2
13)	Dallas	62	61	36	59.0	49	79.0	0	10	24.3
14)	Seattle	63	60	32	53.3	42	66.7	1	9	24.3
15)	Indianapolis	53	53	35	66.0	41	77.4	0	8	24.3
16)	Baltimore	65	62	42	67.7	45	69.2	0	7	24.4
17)	New York Giants	47	45	19	42.2	28	59.6	2	9	24.7
18)	Los Angeles Rams	81	81	66	81.5	74	91.4	1	6	24.8
19)	Cleveland	44	40	29	72.5	32	72.7	0	3	24.9
20)	Carolina	62	61	52	85.2	56	90.3	1	2	25.0
21)	San Francisco	55	51	41	80.4	48	87.3	1	2	25.0
22)	New Orleans	74	71	49	69.0	64	86.5	1	10	25.0
23)	Buffalo	57	51	28	54.9	40	70.2	0	7	25.1
24)	Philadelphia	74	73	39	53.4	52	70.3	1	11	25.3
25)	Green Bay	54	54	31	57.4	40	74.1	0	3	25.4
26)	Tennessee	62	61	42	68.9	54	87.1	0	3	25.4
27)	Atlanta	63	62	39	62.9	51	81.0	0	5	25.7
28)	Minnesota	67	66	35	53.0	50	74.6	0	8	25.7
29)	Chicago	42	42	21	50.0	31	73.8	0	6	26.1
30)	Jacksonville	68	67	37	55.2	46	67.6	1	6	26.5
31)	Los Angeles Char	58	57	22	38.6	41	70.7	0	8	26.9
32)	Denver	54	49	33	67.3	39	72.2	0	3	27.3
	Totals	1932	1873	1148	61.31	492	79.7	12	228	24.7

Note: Average team drive start DOES NOT include inside kicks or kickoffs at the end of a half unless either kickoff is returned for a touchdown. All other kickoffs (returned kickoffs, fair catches, touchback and kickoffs out of bounds) are included. Kickoffs resulting in the kicking team retaining possession are not included.

ADJ KO: Adjusted kickoffs are used to compute the Avg. Team Drive Start.

I20: The number of drives that start inside (not including) the 20 yd line.

WEEK 13 / THROUGH MONDAY, DECEMBER 4, 2017

AFC / SINGLE-GAME HIGHS / PLAYERS

Most Points-- 18, (10 times in Non-Overtime Games)
Passing Yards-- 447, Brady, N.E. at N.O., 9/17, (30-39, 447, 3 td, 0 int)
Longest Pass-- 97, Roethlisberger, Pitt. at Det., 10/29, (to Smith-Schuster, JuJu, td)
Passing Touchdowns-- 5, Brady, N.E. vs. Hou., 9/24, (25-35, 378, 5 td, 0 int)
Passing Touchdowns-- 5, Watson, Hou. vs. K.C., 10/8, (16-31, 261, 5 td, 0 int)
Rushing Yards-- 181, Fournette, Jax at Pitt., 10/8, (28-181, 2 td)
Rushing Attempts-- 35, Bell, Pitt. at Balt., 10/1, (35-144, 2 td)
Rushing Attempts-- 35, Bell, Pitt. vs. Cin., 10/22, (35-134, 0 td)
Longest Rush-- 90, Fournette, Jax at Pitt., 10/8, td
Receptions-- 13, Landry, Miami at LA-C, 9/17, (13-78, 0 td)
Receiving Yards-- 224, Hopkins, Hou. at Sea., 10/29, (8-224, 1 td)
Kickoff Return Yards-- 191, Rainey, Balt. vs. Chi., 10/15 (OT), (5-191, 1 td)
Kickoff Return Yards-- 157, Bray, Ind. at Tenn., 10/16, (5-157, 0 td)
Kickoff Returns-- 7, Tate, Buff. at LA-C, 11/19, (7-144, 0 td)
Longest Kickoff Return-- 103, D. Lewis, N.E. at Denv., 11/12, td
Punt Return Yards-- 132, Campanaro, Balt. vs. Chi., 10/15 (OT), (5-132, 1 fc, 1 td)
Punt Return Yards-- 88, Benjamin, LA-C vs. Denv., 10/22, (3-88, 5 fc, 1 td)
Punt Returns-- 7, Mickens, Jax vs. LA-C, 11/12 (OT), (7-30, 1 fc, 0 td)
Punt Returns-- 6, Peppers, Clev. at Hou., 10/15, (6-43, 0 fc, 0 td)
Punt Returns-- 6, Tate, Buff. at K.C., 11/26, (6-61, 1 fc, 0 td)
Longest Punt Return-- 82, Hill, K.C. at Hou., 10/8, td
Interceptions-- 3, Byard, Tenn. at Clev., 10/22 (OT), (3-60, 0 td)
Interceptions-- 2, (10 times in Non-Overtime Games)
Longest Interception Return-- 103, Talib, Denv. vs. Dal., 9/17, td
Sacks-- 4.0, Campbell, Jax at Hou., 9/10
Scrimmage Yards-- 246, K. Hunt, K.C. at N.E., 9/7, (Rush 17-148, Rec 5-98)
Longest Punt-- 74, Kern, Tenn. vs. Cin., 11/12
Punts-- 10, Kaser, LA-C at Jax , 11/12 (OT), (10-485, 48.5)
Punts-- 10, Kern, Tenn. at Miami, 10/8, (10-549, 54.9)
Field Goals Made-- 5, (4 times in Non-Overtime Games)
Longest Field Goal-- 62, Gostkowski, N.E. at Oak., 11/19

NFC / SINGLE-GAME HIGHS / PLAYERS

Most Points-- 23, Zuerlein, LA-R at Dal., 10/1, (0 td, 7 fg, 2 xp, 0 2pt)
Passing Yards-- 452, Wilson, Sea. vs. Hou., 10/29, (26-41, 452, 4 td, 1 int)
Longest Pass-- 94, Goff, LA-R vs. Hou., 11/12, (to Woods, Robert, td)
Passing Touchdowns-- 4, (10 times in Non-Overtime Games)
Rushing Yards-- 167, Howard, Chi. at Balt., 10/15 (OT), (36-167, 0 td)
Rushing Yards-- 159, A. Peterson, Ariz. at S.F., 11/5, (37-159, 0 td)
Rushing Attempts-- 37, A. Peterson, Ariz. at S.F., 11/5, (37-159, 0 td)
Longest Rush-- 74, Kamara, N.O. at LA-R, 11/26, td
Receptions-- 13, Fitzgerald, Ariz. vs. Dal., 9/25, (13-149, 1 td)
Receiving Yards-- 253, Ju. Jones, Atl. vs. T.B., 11/26, (12-253, 2 td)
Kickoff Return Yards-- 197, Lockett, Sea. vs. Atl., 11/20, (5-197, 0 td)
Kickoff Returns-- 7, Davis, G.B. vs. Det., 11/6, (7-140, 0 td)
Longest Kickoff Return-- 103, Cooper, LA-R at Jax , 10/15, td
Punt Return Yards-- 110, Barner, Phil. vs. Ariz., 10/8, (3-110, 1 fc, 0 td)
Punt Returns-- 6, K. Williams, Ariz. vs. Sea., 11/9, (6-61, 2 fc, 0 td)
Longest Punt Return-- 88, Agnew, Det. at NY-G, 9/18, td
Interceptions-- 2, (3 times in Non-Overtime Games)
Longest Interception Return-- 90, Amos, Chi. at Balt., 10/15 (OT), td
Longest Interception Return-- 82, Bethel, Ariz. at Det., 9/10, td
Sacks-- 6.0, Clayborn, Atl. vs. Dal., 11/12
Scrimmage Yards-- 268, Ju. Jones, Atl. vs. T.B., 11/26, (Rush 1-15, Rec 12-253)
Longest Punt-- 74, Ryan, Sea. at S.F., 11/26
Punts-- 9, O'Donnell, Chi. at Balt., 10/15 (OT), (9-420, 46.7)
Punts-- 9, Wing, NY-G at Wash., 11/23, (9-371, 41.2)
Punts-- 9, Pinion, S.F. vs. Sea., 11/26, (9-342, 38.0)
Field Goals Made-- 7, Zuerlein, LA-R at Dal., 10/1, (7-7, 49 lg)
Longest Field Goal-- 61, Elliott, Phil. vs. NY-G, 9/24

WEEK 13 / THROUGH MONDAY, DECEMBER 4, 2017

NFL / SINGLE-GAME HIGHS / PLAYERS

Most Points-- 23, Zuerlein, LA-R at Dal., 10/1, (0 td, 7 fg, 2 xp, 0 2pt)
Passing Yards-- 452, Wilson, Sea. vs. Hou., 10/29, (26-41, 452, 4 td, 1 int)
Longest Pass-- 97, Roethlisberger, Pitt. at Det., 10/29, (to Smith-Schuster, JuJu, td)
Passing Touchdowns-- 5, Brady, N.E. vs. Hou., 9/24, (25-35, 378, 5 td, 0 int)
Passing Touchdowns-- 5, Watson, Hou. vs. K.C., 10/8, (16-31, 261, 5 td, 0 int)
Rushing Yards-- 181, Fournette, Jax at Pitt., 10/8, (28-181, 2 td)
Rushing Attempts-- 37, A. Peterson, Ariz. at S.F., 11/5, (37-159, 0 td)
Longest Rush-- 90, Fournette, Jax at Pitt., 10/8, td
Receptions-- 13, Landry, Miami at LA-C, 9/17, (13-78, 0 td)
Receptions-- 13, Fitzgerald, Ariz. vs. Dal., 9/25, (13-149, 1 td)
Receiving Yards-- 253, Ju. Jones, Atl. vs. T.B., 11/26, (12-253, 2 td)
Kickoff Return Yards-- 197, Lockett, Sea. vs. Atl., 11/20, (5-197, 0 td)
Kickoff Returns-- 7, Davis, G.B. vs. Det., 11/6, (7-140, 0 td)
Kickoff Returns-- 7, Tate, Buff. at LA-C, 11/19, (7-144, 0 td)
Longest Kickoff Return-- 103, Cooper, LA-R at Jax , 10/15, td
Longest Kickoff Return-- 103, D. Lewis, N.E. at Denv., 11/12, td
Punt Return Yards-- 132, Campanaro, Balt. vs. Chi., 10/15 (OT), (5-132, 1 fc, 1 td)
Punt Return Yards-- 110, Barner, Phil. vs. Ariz., 10/8, (3-110, 1 fc, 0 td)
Punt Returns-- 7, Mickens, Jax vs. LA-C, 11/12 (OT), (7-30, 1 fc, 0 td)
Punt Returns-- 6, (3 times in Non-Overtime Games)
Longest Punt Return-- 88, Agnew, Det. at NY-G, 9/18, td
Interceptions-- 3, Byard, Tenn. at Clev., 10/22 (OT), (3-60, 0 td)
Interceptions-- 2, (13 times in Non-Overtime Games)
Longest Interception Return-- 103, Talib, Denv. vs. Dal., 9/17, td
Sacks-- 6.0, Clayborn, Atl. vs. Dal., 11/12
Scrimmage Yards-- 268, Ju. Jones, Atl. vs. T.B., 11/26, (Rush 1-15, Rec 12-253)
Longest Punt-- 74, Kern, Tenn. vs. Cin., 11/12
Longest Punt-- 74, Ryan, Sea. at S.F., 11/26
Punts-- 10, Kaser, LA-C at Jax , 11/12 (OT), (10-485, 48.5)
Punts-- 10, Kern, Tenn. at Miami, 10/8, (10-549, 54.9)
Field Goals Made-- 7, Zuerlein, LA-R at Dal., 10/1, (7-7, 49 lg)
Longest Field Goal-- 62, Gostkowski, N.E. at Oak., 11/19

300-Yard Passing Games

452, Wilson, SEA vs. HOU 10/29 (26-41, 4 TD)
447, Brady, NE at NO 09/17 (30-39, 3 TD)
434, Rivers, LAC at DAL 11/23 (27-33, 3 TD)
423, Stafford, DET vs. PIT 10/29 (27-45, 0 TD)
417, Carr, OAK vs. KC 10/19 (29-52, 3 TD)
402, Watson, HOU at SEA 10/29 (19-30, 4 TD)
385, Brees, NO vs. WAS 11/19 (ot) (29-41, 2 TD)
384, Winston, TB at BUF 10/22 (32-44, 3 TD)
378, Brady, NE vs. HOU 09/24 (25-35, 5 TD)
376, Siemian, DEN vs. NYG 10/15 (29-50, 1 TD)
373, Wilson, SEA at TEN 09/24 (29-49, 4 TD)
369, Keenum, MIN vs. TB 09/24 (25-33, 3 TD)
368, A. Smith, KC at NE 09/07 (28-35, 4 TD)
366, Manning, NYG at PHI 09/24 (35-47, 3 TD)
366, A. Smith, KC at NYJ 12/03 (19-33, 4 TD)
365, Savage, HOU at TEN 12/03 (31-49, 1 TD)
365, Cousins, WAS vs. OAK 09/24 (25-30, 3 TD)
361, Stafford, DET at GB 11/06 (26-33, 2 TD)
357, Palmer, ARI vs. SF 10/01 (ot) (33-51, 1 TD)
356, Brees, NO vs. NE 09/17 (27-45, 2 TD)
355, Newton, CAR at DET 10/08 (26-33, 3 TD)
355, Goff, LAR vs. HOU 11/12 (25-37, 3 TD)
354, Goff, LAR vs. NO 11/26 (28-43, 2 TD)
354, McCown, NYJ vs. NE 10/15 (31-47, 2 TD)
353, Hoyer, SF at IND 10/08 (ot) (29-46, 2 TD)
351, Roethlisberger, PIT vs. GB 11/26 (33-45, 4 TD)
348, Wentz, PHI at SEA 12/03 (29-45, 1 TD)
347, Rivers, LAC vs. PHI 10/01 (22-38, 2 TD)
346, Bradford, MIN vs. NO 09/11 (27-32, 3 TD)
344, Rivers, LAC vs. CLE 12/03 (31-43, 1 TD)
343, A. Rodgers, GB at ATL 09/17 (33-50, 2 TD)
342, A. Smith, KC at OAK 10/19 (25-36, 3 TD)
340, Brady, NE at OAK 11/19 (30-37, 3 TD)
334, Wilson, SEA at NYG 10/22 (27-39, 3 TD)
334, Winston, TB vs. NE 10/05 (26-46, 1 TD)
333, Wentz, PHI at KC 09/17 (25-46, 2 TD)
333, Brady, NE vs. LAC 10/29 (32-47, 1 TD)
332, Palmer, ARI at IND 09/17 (ot) (19-36, 1 TD)
332, Winston, TB vs. NYG 10/01 (22-38, 3 TD)
332, Hoyer, SF vs. LAR 09/21 (23-37, 2 TD)
331, Brees, NO at GB 10/22 (27-38, 1 TD)
331, McCown, NYJ vs. KC 12/03 (26-36, 1 TD)
331, Rivers, LAC vs. MIA 09/17 (31-39, 1 TD)
330, Cousins, WAS vs. SF 10/15 (25-37, 2 TD)
330, Bortles, JAX at IND 10/22 (18-26, 1 TD)
328, Dalton, CIN vs. BUF 10/08 (22-36, 1 TD)
328, Winston, TB at MIN 09/24 (28-40, 2 TD)
327, Cousins, WAS vs. MIN 11/12 (26-45, 1 TD)
325, Palmer, ARI vs. DAL 09/25 (29-48, 2 TD)
324, A. Smith, KC at HOU 10/08 (29-37, 3 TD)
322, Cousins, WAS at NO 11/19 (ot) (22-32, 3 TD)
321, Ryan, ATL at CHI 09/10 (21-30, 1 TD)
317, Roethlisberger, PIT at DET 10/29 (17-31, 1 TD)
317, Ryan, ATL vs. TB 11/26 (26-35, 1 TD)
316, Newton, CAR at NE 10/01 (22-29, 3 TD)
314, Brissett, IND vs. SF 10/08 (ot) (22-34, 0 TD)
313, Ryan, ATL at CAR 11/05 (24-38, 2 TD)
313, A. Rodgers, GB vs. CIN 09/24 (ot) (28-42, 3 TD)
313, Carr, OAK at BUF 10/29 (31-49, 1 TD)
312, Roethlisberger, PIT vs. JAX 10/08 (33-55, 0 TD)
312, Stafford, DET at NO 10/15 (25-52, 3 TD)
311, Cutler, MIA vs. OAK 11/05 (34-42, 3 TD)
311, Goff, LAR at NYG 11/05 (14-22, 4 TD)
311, A. Rodgers, GB vs. SEA 09/10 (28-42, 1 TD)
309, Bortles, JAX vs. IND 12/03 (26-35, 2 TD)
308, Brissett, IND at HOU 11/05 (20-30, 2 TD)
307, Brady, NE vs. CAR 10/01 (32-45, 2 TD)
307, Wentz, PHI at WAS 09/10 (26-39, 2 TD)
307, McCown, NYJ vs. CAR 11/26 (19-36, 3 TD)
306, Mariota, TEN vs. IND 10/16 (23-32, 1 TD)
306, Mariota, TEN at PIT 11/16 (22-33, 1 TD)
306, Goff, LAR vs. IND 09/10 (21-29, 1 TD)
304, Keenum, MIN at WAS 11/12 (21-29, 4 TD)
304, Wentz, PHI vs. ARI 10/08 (21-30, 4 TD)
303, Brady, NE at TB 10/05 (30-40, 1 TD)
303, Cousins, WAS at PHI 10/23 (30-40, 3 TD)
301, Watson, HOU at NE 09/24 (22-33, 2 TD)
301, Glennon, CHI at TB 09/17 (31-45, 1 TD)
300, Carr, OAK at MIA 11/05 (21-30, 1 TD)

WEEK 13 / THROUGH MONDAY, DECEMBER 4, 2017

100-Yard Receiving Games

253, Ju. Jones, ATL vs. TB 11/26 (12 rec., 2 TD)
224, Hopkins, HOU at SEA 10/29 (8 rec., 1 TD)
210, Cooper, OAK vs. KC 10/19 (11 rec., 2 TD)
193, Smith-Schuster, PIT at DET 10/29 (7 rec., 1 TD)
189, Green, CIN vs. BUF 10/08 (7 rec., 1 TD)
185, Hill, KC at NYJ 12/03 (6 rec., 2 TD)
182, Brown, PIT at CLE 09/10 (11 rec., 0 TD)
180, Stills, MIA vs. TB 11/19 (7 rec., 1 TD)
177, Hilton, IND vs. SF 10/08 (ot) (7 rec., 0 TD)
175, Dickson, CAR at DET 10/08 (5 rec., 0 TD)
175, Hilton, IND at HOU 11/05 (5 rec., 2 TD)
173, Diggs, MIN vs. TB 09/24 (8 rec., 2 TD)
172, Allen, LAC at DAL 11/23 (11 rec., 1 TD)
171, Woods, LAR vs. HOU 11/12 (8 rec., 2 TD)
169, Brown, PIT vs. GB 11/26 (10 rec., 2 TD)
166, Thielen, MIN at WAS 11/12 (8 rec., 1 TD)
159, Allen, LAC vs. BUF 11/19 (12 rec., 2 TD)
157, Brown, PIT vs. JAX 10/08 (10 rec., 0 TD)
157, Kearse, NYJ vs. KC 12/03 (9 rec., 0 TD)
157, Thielen, MIN vs. NO 09/11 (9 rec., 0 TD)
155, Brown, PIT at KC 10/15 (8 rec., 1 TD)
153, Hilton, IND vs. CLE 09/24 (7 rec., 1 TD)
150, Thompson, WAS vs. OAK 09/24 (6 rec., 1 TD)
149, Fitzgerald, ARI vs. DAL 09/25 (13 rec., 1 TD)
149, Cooks, NE at OAK 11/19 (6 rec., 1 TD)
147, Gronkowski, NE at BUF 12/03 (9 rec., 0 TD)
146, Anderson, NYJ vs. CAR 11/26 (6 rec., 2 TD)
144, Brown, PIT vs. TEN 11/16 (10 rec., 3 TD)
142, Garcon, SF vs. LAR 09/21 (7 rec., 0 TD)
142, Shepard, NYG at SF 11/12 (11 rec., 0 TD)
141, Agholor, PHI at SEA 12/03 (7 rec., 1 TD)
141, Te. Williams, DAL vs. KC 11/05 (9 rec., 0 TD)
141, Ginn, NO at GB 10/22 (7 rec., 0 TD)
141, Crowder, WAS vs. NYG 11/23 (7 rec., 1 TD)
138, Fitzgerald, ARI vs. TB 10/15 (10 rec., 1 TD)
138, Allen, LAC vs. PHI 10/01 (5 rec., 0 TD)
137, Sanders, DEN vs. NE 11/12 (6 rec., 0 TD)
133, Hill, KC at NE 09/07 (7 rec., 1 TD)
133, Shepard, NYG at PHI 09/24 (7 rec., 1 TD)
133, Wallace, BAL at OAK 10/08 (3 rec., 0 TD)
133, De. Thomas, DEN vs. NYG 10/15 (10 rec., 0 TD)
133, Kelce, KC vs. DEN 10/30 (7 rec., 1 TD)
131, Cooks, NE vs. HOU 09/24 (5 rec., 2 TD)
128, M. Jones, DET vs. PIT 10/29 (6 rec., 0 TD)
128, Hooper, ATL at CHI 09/10 (2 rec., 1 TD)
126, D. Adams, GB vs. BAL 11/19 (8 rec., 0 TD)
126, J. Cook, OAK at MIA 11/05 (8 rec., 0 TD)
125, Hopkins, HOU at BAL 11/27 (7 rec., 0 TD)
125, W. Fuller, HOU at SEA 10/29 (5 rec., 2 TD)
125, Hill, KC at OAK 10/19 (6 rec., 1 TD)
123, Thielen, MIN vs. LAR 11/19 (6 rec., 1 TD)
123, Crowder, WAS vs. DAL 10/29 (9 rec., 0 TD)
122, Allison, GB vs. CIN 09/24 (ot) (6 rec., 0 TD)
121, Doyle, IND at CIN 10/29 (12 rec., 1 TD)
121, Lockett, SEA vs. HOU 10/29 (6 rec., 0 TD)
120, Nelson, ARI at IND 09/17 (ot) (5 rec., 1 TD)
118, Ju. Jones, ATL at CAR 11/05 (6 rec., 0 TD)
117, Thomas, NO at BUF 11/12 (9 rec., 0 TD)
116, Gronkowski, NE at NO 09/17 (6 rec., 1 TD)
116, Wallace, BAL vs. DET 12/03 (5 rec., 0 TD)
116, Kupp, LAR vs. NO 11/26 (8 rec., 0 TD)
116, Goodwin, SF at IND 10/08 (ot) (5 rec., 0 TD)
115, Ty. Williams, LAC vs. PHI 10/01 (5 rec., 1 TD)
115, Green, CIN at TEN 11/12 (5 rec., 1 TD)
113, Matthews, TEN at PIT 11/16 (5 rec., 1 TD)
113, Fitzgerald, ARI vs. SEA 11/09 (10 rec., 0 TD)
113, Tate, DET at GB 11/06 (7 rec., 0 TD)
112, C. Clay, BUF at ATL 10/01 (5 rec., 0 TD)
111, Kelce, KC vs. WAS 10/02 (7 rec., 1 TD)
111, Green, CIN at GB 09/24 (ot) (10 rec., 1 TD)
111, Hopkins, HOU at LAR 11/12 (7 rec., 0 TD)
110, Brown, PIT at CHI 09/24 (ot) (10 rec., 1 TD)
109, M. Jones, DET vs. MIN 11/23 (6 rec., 2 TD)
109, Kelce, KC at NYG 11/19 (ot) (8 rec., 0 TD)
108, Funchess, CAR at NYJ 11/26 (7 rec., 0 TD)
108, Woods, LAR at SF 09/21 (6 rec., 0 TD)
108, Baldwin, SEA vs. WAS 11/05 (7 rec., 1 TD)
108, Ju. Jones, ATL vs. GB 09/17 (5 rec., 0 TD)
107, Tate, DET vs. ARI 09/10 (10 rec., 0 TD)

107, Thompson, BUF vs. TB 10/22 (4 rec., 0 TD)
107, J. Cook, OAK vs. KC 10/19 (6 rec., 0 TD)
107, M. Jones, DET at GB 11/06 (7 rec., 2 TD)
107, Hopkins, HOU vs. TEN 10/01 (10 rec., 1 TD)
107, Anderson, NYJ vs. KC 12/03 (8 rec., 0 TD)
106, Bell, PIT at CIN 12/04 (5 rec., 1 TD)
106, Jackson, TB vs. NE 10/05 (5 rec., 0 TD)
106, Watkins, LAR at SF 09/21 (6 rec., 2 TD)
105, Allen, LAC vs. CLE 12/03 (10 rec., 1 TD)
105, Thompson, WAS vs. SF 10/15 (4 rec., 0 TD)
105, Baldwin, SEA at TEN 09/24 (10 rec., 1 TD)
105, Ja. Brown, ARI vs. SF 10/01 (ot) (8 rec., 0 TD)
105, Benjamin, LAC vs. KC 09/24 (5 rec., 0 TD)
105, P. Richardson, SEA vs. HOU 10/29 (6 rec., 2 TD)
105, Kearse, NYJ vs. CAR 11/26 (7 rec., 1 TD)
104, Anderson, NYJ vs. ATL 10/29 (6 rec., 1 TD)
104, Benjamin, CAR at NE 10/01 (4 rec., 0 TD)
104, Rogers, IND vs. PIT 11/12 (6 rec., 1 TD)
103, Ertz, PHI vs. CHI 11/26 (10 rec., 1 TD)
103, Kelce, KC vs. PHI 09/17 (8 rec., 1 TD)
101, Hurns, JAX at IND 10/22 (5 rec., 0 TD)
101, McCaffrey, CAR vs. NO 09/24 (9 rec., 0 TD)
101, Brown, PIT at CIN 12/04 (8 rec., 1 TD)
101, Kamara, NO at LAR 11/26 (6 rec., 1 TD)
100, Allen, LAC vs. MIA 09/17 (9 rec., 0 TD)
100, Amendola, NE vs. KC 09/07 (6 rec., 0 TD)

WEEK 13 / THROUGH MONDAY, DECEMBER 4, 2017

100-Yard Rushing Games

181, Fournette, JAX at PIT 10/08 (28 att., 2 TD)
179, Bell, PIT at KC 10/15 (32 att., 1 TD)
172, K. Hunt, KC at LAC 09/24 (17 att., 1 TD)
167, Howard, CHI at BAL 10/15 (ot) (36 att., 0 TD)
163, Powell, NYJ vs. JAX 10/01 (ot) (21 att., 1 TD)
159, A. Peterson, ARI at SF 11/05 (37 att., 0 TD)
151, McCoy, BUF vs. OAK 10/29 (27 att., 1 TD)
150, E. Elliott, DAL at WAS 10/29 (33 att., 2 TD)
148, K. Hunt, KC at NE 09/07 (17 att., 1 TD)
147, E. Elliott, DAL at SF 10/22 (26 att., 2 TD)
144, Bell, PIT at BAL 10/01 (35 att., 2 TD)
140, Howard, CHI vs. PIT 09/24 (ot) (23 att., 2 TD)
136, Blount, PHI at LAC 10/01 (16 att., 0 TD)
134, Bell, PIT vs. CIN 10/22 (35 att., 0 TD)
134, A. Peterson, ARI vs. TB 10/15 (26 att., 2 TD)
134, Ingram, NO vs. WAS 11/19 (ot) (11 att., 1 TD)
132, Gordon, LAC at NE 10/29 (14 att., 1 TD)
131, Henry, TEN vs. IND 10/16 (19 att., 1 TD)
131, A. Jones, GB vs. NO 10/22 (17 att., 1 TD)
131, Ingram, NO at BUF 11/12 (21 att., 3 TD)
130, Ajayi, MIA at ATL 10/15 (26 att., 0 TD)
130, Fournette, JAX vs. LAR 10/15 (21 att., 1 TD)
127, Cook, MIN vs. NO 09/11 (22 att., 0 TD)
127, Morris, DAL vs. WAS 11/30 (27 att., 1 TD)
125, Howard, CHI vs. DET 11/19 (15 att., 1 TD)
125, A. Jones, GB at DAL 10/08 (19 att., 1 TD)
124, Hyde, SF at SEA 09/17 (15 att., 0 TD)
122, Ajayi, MIA at LAC 09/17 (28 att., 0 TD)
122, Yeldon, JAX at IND 10/22 (9 att., 1 TD)
121, Gurley, LAR at DAL 10/01 (23 att., 0 TD)
120, Drake, MIA vs. DEN 12/03 (23 att., 1 TD)
118, C. Anderson, DEN vs. DAL 09/17 (25 att., 1 TD)
117, Perine, WAS at NO 11/19 (ot) (23 att., 1 TD)
117, Darkwa, NYG at DEN 10/15 (21 att., 0 TD)
116, E. Elliott, DAL vs. GB 10/08 (29 att., 0 TD)
116, Gurley, LAR at JAX 10/15 (23 att., 0 TD)
115, Murray, TEN vs. SEA 09/24 (14 att., 1 TD)
114, Mixon, CIN vs. CLE 11/26 (23 att., 1 TD)
114, Ingram, NO vs. DET 10/15 (25 att., 2 TD)
114, McCoy, BUF at LAC 11/19 (13 att., 1 TD)
113, Williams, GB vs. TB 12/03 (ot) (21 att., 1 TD)
113, Murray, MIN vs. BAL 10/22 (18 att., 1 TD)
113, Gurley, LAR at SF 09/21 (28 att., 2 TD)
113, Collins, BAL vs. MIA 10/26 (18 att., 0 TD)
112, D. Lewis, NE vs. MIA 11/26 (15 att., 0 TD)
111, Fournette, JAX at CLE 11/19 (28 att., 0 TD)
110, Stewart, CAR vs. MIA 11/13 (17 att., 0 TD)
110, McCoy, BUF vs. NYJ 09/10 (22 att., 0 TD)
109, Henry, TEN vs. HOU 12/03 (11 att., 1 TD)
107, K. Hunt, KC at HOU 10/08 (29 att., 0 TD)
106, Freeman, ATL at DET 09/24 (21 att., 1 TD)
106, Gurley, LAR vs. ARI 10/22 (22 att., 1 TD)
106, Kamara, NO at BUF 11/12 (12 att., 1 TD)
105, Ingram, NO at GB 10/22 (22 att., 1 TD)
105, Gordon, LAC at NYG 10/08 (20 att., 0 TD)
104, E. Elliott, DAL vs. NYG 09/10 (24 att., 0 TD)
102, Barber, TB at GB 12/03 (ot) (23 att., 0 TD)
102, Howard, CHI at NO 10/29 (23 att., 0 TD)
101, Lynch, OAK vs. NYG 12/03 (17 att., 1 TD)
101, K. Hunt, KC vs. WAS 10/02 (21 att., 0 TD)
100, Fournette, JAX at HOU 09/10 (26 att., 1 TD)
100, Perine, WAS vs. NYG 11/23 (24 att., 0 TD)

WEEK 13 / THROUGH MONDAY, DECEMBER 4, 2017**AFC / LEADING PASSERS**

Player, Team	Att	Comp	Pct		Avg		Pct			Pct Rating	
			Comp	Yds	Gain	TD	TD	Long	Int	Int	Points
Brady, N.E.	438	300	68.5	3632	8.29	26	5.9	64t	4	0.9	109.7
A. Smith, K.C.	402	273	67.9	3239	8.06	23	5.7	79t	4	1.0	107.2
*Watson, Hou.	204	126	61.8	1699	8.33	19	9.3	72t	8	3.9	103.0
McCown, NY-J	385	261	67.8	2880	7.48	18	4.7	69t	8	2.1	96.7
Rivers, LA-C	431	272	63.1	3292	7.64	21	4.9	75t	7	1.6	96.0
Dalton, Cin.	360	222	61.7	2606	7.24	20	5.6	77t	8	2.2	92.9
Carr, Oak.	379	244	64.4	2731	7.21	17	4.5	64t	8	2.1	91.9
Roethlisberger, Pit.	436	274	62.8	3238	7.43	22	5.0	97t	13	3.0	89.8
Taylor, Buf.	326	206	63.2	2090	6.41	12	3.7	47	4	1.2	88.6
Bortles, Jac.	383	229	59.8	2553	6.67	14	3.7	52	8	2.1	83.2
Brissett, Ind.	359	217	60.4	2542	7.08	10	2.8	80t	7	1.9	83.1
Cutler, Mia.	302	193	63.9	1837	6.08	15	5.0	36	11	3.6	82.1
Mariota, Ten.	329	208	63.2	2423	7.36	10	3.0	75t	12	3.6	80.4
Flacco, Bal.	387	252	65.1	2144	5.54	11	2.8	66	11	2.8	77.1
Hoyer, S.F.-N.E.	208	122	58.7	1282	6.16	4	1.9	59	4	1.9	75.0
Siemian, Den.	309	182	58.9	2018	6.53	11	3.6	44	13	4.2	72.7
Savage, Hou.	211	119	56.4	1349	6.39	5	2.4	57	6	2.8	71.8
*Kizer, Cle.	345	181	52.5	2038	5.91	6	1.7	44	15	4.3	58.1

AFC / LEADING PASSERS, RANKS

Player, Team	Att	Comp	Pct		Avg		Pct			Pct Rating	
			Comp	Yds	Gain	TD	TD	Long	Int	Int	Points
Brady, N.E.	1	1	1	1	2	1	2		1t	1	1
A. Smith, K.C.	4	3	2	3	3	2	3		1t	2	2
*Watson, Hou.	18	16	11	16	1	6	1		8t	16	3
McCown, NY-J	6	5	3	5	5	7	8		8t	7	4
Rivers, LA-C	3	4	9	2	4	4	7		6t	4	5
Dalton, Cin.	9	9	12	7	8	5	4		8t	10	6
Carr, Oak.	8	7	5	6	9	8	9		8t	9	7
Roethlisberger, Pit.	2	2	10	4	6	3	5		16t	13	8
Taylor, Buf.	13	12	8	12	13	11	10		1t	3	9
Bortles, Jac.	7	8	14	8	11	10	11		8t	8	10
Brissett, Ind.	10	10	13	9	10	14t	15		6t	6	11
Cutler, Mia.	15	13	6	15	16	9	6		13t	14	12
Mariota, Ten.	12	11	7	10	7	14t	13		15	15	13
Flacco, Bal.	5	6	4	11	18	12t	14		13t	11	14
Hoyer, S.F.-N.E.	17	17	16	18	15	18t	17		1t	5	15
Siemian, Den.	14	14	15	14	12	12t	12		16t	17	16
Savage, Hou.	16	18	17	17	14	17	16		5	12	17
*Kizer, Cle.	11	15	18	13	17	16	18		18	18	18

WEEK 13 / THROUGH MONDAY, DECEMBER 4, 2017**AFC / FOURTH-QUARTER PASSING LEADERS**

Rank	Player, Team	Att	Comp	Comp%	Yards	YPA	TD	TD%	Int	Int%	Rating
1)	Rivers, LA-C	110	69	62.7	822	7.47	8	7.3	1	0.9	105.9
2)	Cutler, Mia.	85	55	64.7	566	6.66	5	5.9	1	1.2	98.5
3)	*Watson, Hou.	58	33	56.9	588	10.14	6	10.3	4	6.9	97.5
4)	Roethlisberger, Pit.	107	72	67.3	822	7.68	6	5.6	3	2.8	97.2
5)	Hoyer, S.F.-N.E.	60	34	56.7	367	6.12	4	6.7	0	0.0	97.0
6)	Brady, N.E.	93	62	66.7	656	7.05	4	4.3	1	1.1	96.9
7)	Carr, Oak.	124	78	62.9	890	7.18	6	4.8	2	1.6	93.8
8)	Taylor, Buf.	75	52	69.3	508	6.77	2	2.7	1	1.3	91.4
9)	A. Smith, K.C.	121	76	62.8	906	7.49	5	4.1	3	2.5	89.1
10)	Moore, Mia.	53	33	62.3	417	7.87	4	7.5	3	5.7	88.3
11)	McCown, NY-J	107	71	66.4	788	7.36	4	3.7	4	3.7	84.9
12)	Mariota, Ten.	82	47	57.3	549	6.70	4	4.9	3	3.7	78.8
13)	Osweiler, Den.	39	23	59.0	196	5.03	2	5.1	1	2.6	78.6
14)	Siemian, Den.	95	59	62.1	688	7.24	4	4.2	5	5.3	76.1
15)	Flacco, Bal.	102	66	64.7	527	5.17	3	2.9	3	2.9	75.1
16)	Dalton, Cin.	77	41	53.2	456	5.92	2	2.6	1	1.3	74.4
17)	Savage, Hou.	60	34	56.7	434	7.23	1	1.7	3	5.0	64.2
18)	Brissett, Ind.	103	58	56.3	562	5.46	0	0.0	3	2.9	59.6
19)	Bortles, Jac.	79	45	57.0	454	5.75	1	1.3	4	5.1	56.6
20)	*Kizer, Cle.	127	62	48.8	717	5.65	2	1.6	6	4.7	51.9

AFC / THIRD-DOWN PASSING LEADERS

Rank	Player, Team	Att	Comp	Comp%	Yards	YPA	TD	TD%	Int	Int%	Rating
1)	McCown, NY-J	120	85	70.8	1043	8.69	6	5.0	3	2.5	103.6
2)	Brady, N.E.	110	69	62.7	901	8.19	7	6.4	2	1.8	102.1
3)	Dalton, Cin.	100	58	58.0	667	6.67	10	10.0	4	4.0	94.9
4)	Flacco, Bal.	108	66	61.1	620	5.74	5	4.6	1	0.9	88.5
5)	Taylor, Buf.	107	70	65.4	707	6.61	5	4.7	3	2.8	88.0
6)	A. Smith, K.C.	98	57	58.2	654	6.67	4	4.1	1	1.0	87.7
7)	Rivers, LA-C	128	78	60.9	1028	8.03	6	4.7	5	3.9	85.7
8)	Carr, Oak.	103	65	63.1	757	7.35	4	3.9	4	3.9	82.1
9)	Brissett, Ind.	112	63	56.3	756	6.75	4	3.6	2	1.8	81.5
10)	Savage, Hou.	68	34	50.0	484	7.12	2	2.9	1	1.5	77.1
11)	Cutler, Mia.	80	49	61.3	508	6.35	3	3.8	3	3.8	76.5
12)	Hoyer, S.F.-N.E.	61	36	59.0	293	4.80	2	3.3	1	1.6	75.4
13)	Bortles, Jac.	125	72	57.6	760	6.08	4	3.2	4	3.2	72.8
14)	Roethlisberger, Pit.	118	66	55.9	818	6.93	7	5.9	7	5.9	72.6
15)	Mariota, Ten.	103	58	56.3	638	6.19	2	1.9	3	2.9	69.2
16)	Siemian, Den.	87	47	54.0	535	6.15	4	4.6	4	4.6	68.9
17)	*Kizer, Cle.	88	44	50.0	569	6.47	0	0.0	4	4.5	51.8

WEEK 13 / THROUGH MONDAY, DECEMBER 4, 2017**AFC / LEADING RUSHERS**

Rank	Player, Team	Att	Yards	Avg	Long	TD
1)	Bell, Pit.	270	1057	3.9	27	5
2)	*K. Hunt, K.C.	193	930	4.8	69t	4
3)	McCoy, Buf.	207	851	4.1	48t	4
4)	*Fournette, Jac.	207	822	4.0	90t	7
5)	Gordon, LA-C	207	775	3.7	87t	5
6)	L. Miller, Hou.	194	711	3.7	21	3
7)	Collins, Bal.	144	705	4.9	50	4
8)	C. Anderson, Den.	159	652	4.1	40	2
9)	Gore, Ind.	174	632	3.6	21	3
10)	Henry, Ten.	125	629	5.0	75t	4
11)	Crowell, Cle.	155	595	3.8	27	2
12)	D. Lewis, N.E.	112	590	5.3	44	3
13)	Lynch, Oak.	140	558	4.0	51t	6
14t)	*Mixon, Cin.	157	518	3.3	25	4
14t)	Murray, Ten.	140	518	3.7	75t	5
16)	Powell, NY-J	120	502	4.2	75t	3
17)	Allen, Bal.	121	422	3.5	37	2
18)	Gillislee, N.E.	98	355	3.6	16	4
19)	Taylor, Buf. (QB)	69	334	4.8	32	3
20)	*Foreman, Hou.	78	327	4.2	39	2
21)	Forte, NY-J	82	325	4.0	20	2
22)	Drake, Mia.	65	320	4.9	66t	2
23)	*Kizer, Cle. (QB)	59	308	5.2	20	5
24)	A. Smith, K.C. (QB)	48	305	6.4	70	1
25)	*McGuire, NY-J	79	300	3.8	69t	1
26)	Charles, Den.	69	296	4.3	19	1
27)	Ivory, Jac.	89	292	3.3	19	1
28)	Bortles, Jac. (QB)	44	284	6.5	28	2
29)	D. Johnson, Cle.	59	277	4.7	19t	2
30)	*Mack, Ind.	69	276	4.0	35	2
31)	*Watson, Hou. (QB)	36	269	7.5	49t	2
32)	Burkhead, N.E.	55	244	4.4	31	3
33)	Richard, Oak.	52	233	4.5	52t	1
34)	Mariota, Ten. (QB)	43	213	5.0	34t	5
35)	Brissett, Ind. (QB)	47	206	4.4	25	3
36)	Yeldon, Jac.	31	199	6.4	58t	1
37t)	Bernard, Cin.	47	198	4.2	25	0
37t)	*Ekeler, LA-C	41	198	4.8	35t	2
39)	Williams, Mia.	46	181	3.9	69	0
40t)	C. Grant, Jac.	20	179	9.0	58	1
40t)	Tolbert, Buf.	50	179	3.6	18	1
42)	White, N.E.	43	171	4.0	10	0
43)	Booker, Den.	48	170	3.5	26	1
44)	Washington, Oak.	48	141	2.9	11	2
45)	West, Bal.	39	138	3.5	13	2
46t)	*Conner, Pit.	27	125	4.6	23	0
46t)	Patterson, Oak. (WR)	12	125	10.4	47t	2
48)	McCown, NY-J (QB)	35	117	3.3	22	5
49)	J. Hill, Cin.	37	116	3.1	13	0
50)	Siemian, Den. (QB)	28	114	4.1	15	1

AFC / THIRD-AND-ONE RUSHING LEADERS

Rank	Player, Team	Att	FD	Pct
1t)	Turbin, Ind.	7	7	100.0
1t)	*K. Hunt, K.C.	6	6	100.0
1t)	Allen, Bal.	5	5	100.0
1t)	*Kizer, Cle.	5	5	100.0
1t)	D. Johnson, Cle.	4	4	100.0
1t)	Watson, Pit.	3	3	100.0
7)	Gore, Ind.	8	7	87.5
8t)	Henry, Ten.	6	5	83.3
8t)	Ivory, Jac.	6	5	83.3
10)	A. Smith, K.C.	5	4	80.0
11t)	Lynch, Oak.	8	6	75.0
11t)	Brady, N.E.	4	3	75.0
11t)	Charles, Den.	4	3	75.0
11t)	Crowell, Cle.	4	3	75.0
15)	McCoy, Buf.	7	5	71.4
16)	*Foreman, Hou.	6	4	66.7
17)	*Fournette, Jac.	5	3	60.0
18t)	Bell, Pit.	6	3	50.0
18t)	Gillislee, N.E.	6	3	50.0
20)	Gordon, LA-C	9	4	44.4

WEEK 13 / THROUGH MONDAY, DECEMBER 4, 2017**AFC / LEADERS IN RECEPTIONS**

Rank	Player, Team	Rec	Yards	Avg	Long	TD
1)	Brown, Pit.	88	1296	14.7	51t	9
2)	Landry, Mia.	80	699	8.7	49	6
3t)	Hopkins, Hou.	77	1084	14.1	72t	9
3t)	Allen, LA-C	77	1032	13.4	50	5
5t)	Kelce, K.C. (TE)	66	871	13.2	44	7
5t)	Bell, Pit. (RB)	66	502	7.6	42	1
7)	Doyle, Ind. (TE)	62	560	9.0	26	2
8t)	Hill, K.C.	60	911	15.2	79t	6
8t)	Green, Cin.	60	886	14.8	77t	8
8t)	De. Thomas, Den.	60	678	11.3	40	3
11)	Walker, Ten. (TE)	58	676	11.7	42	2
12)	Gronkowski, N.E. (TE)	55	849	15.4	53t	7
13)	Cooks, N.E.	53	886	16.7	64t	5
14)	D. Johnson, Cle. (RB)	52	456	8.8	41t	2
15t)	Kearse, NY-J	51	677	13.3	51	5
15t)	Lee, Jac.	51	637	12.5	45	3
15t)	White, N.E. (RB)	51	410	8.0	27	2
18)	Anderson, NY-J	49	821	16.8	69t	7
19t)	Stills, Mia.	48	733	15.3	61t	6
19t)	McCoy, Buf. (RB)	48	304	6.3	24	1
21)	Amendola, N.E.	46	489	10.6	27	2
22)	Watson, Bal. (TE)	45	347	7.7	33	3
23t)	J. Cook, Oak. (TE)	43	546	12.7	35	1
23t)	Seferian-Jenkins, NY-J (TE)	43	322	7.5	28	3
25t)	Crabtree, Oak.	42	502	12.0	41t	6
25t)	Cooper, Oak.	42	499	11.9	45t	5
25t)	Gordon, LA-C (RB)	42	302	7.2	22	4
25t)	Allen, Bal. (RB)	42	204	4.9	14	2
29t)	Hilton, Ind.	41	791	19.3	80t	4
29t)	Matthews, Ten.	41	626	15.3	75t	3
29t)	LaFell, Cin.	41	428	10.4	37t	2
32t)	Sanders, Den.	39	471	12.1	38	2
32t)	*K. Hunt, K.C. (RB)	39	367	9.4	78t	2
34t)	Henry, LA-C (TE)	38	501	13.2	34	3
34t)	A. Ellington, Ariz-Hou. (RB)	38	353	9.3	29	0
36t)	*Smith-Schuster, Pit.	37	585	15.8	97t	5
36t)	J. Thomas, Mia. (TE)	37	362	9.8	27	3
36t)	Decker, Ten.	37	353	9.5	27	1
39t)	Benjamin, Car.-Buf.	36	537	14.9	43	2
39t)	Hurns, Jac.	36	446	12.4	50	2
39t)	Parker, Mia.	36	414	11.5	31	1
39t)	Maclin, Bal.	36	391	10.9	48t	3
43)	Wallace, Bal.	34	487	14.3	66	3
44t)	Hogan, N.E.	33	438	13.3	47t	5
44t)	Kroft, Cin. (TE)	33	347	10.5	59	5
44t)	Murray, Ten. (RB)	33	238	7.2	18	1
47t)	C. Clay, Buf. (TE)	32	378	11.8	44	2
47t)	Forte, NY-J (RB)	32	255	8.0	34	1
49t)	Bryant, Pit.	31	386	12.5	51	2
49t)	L. Miller, Hou. (RB)	31	309	10.0	32	3

WEEK 13 / THROUGH MONDAY, DECEMBER 4, 2017**AFC / RECEIVING YARDAGE LEADERS**

Rank	Player, Team	Yards	Rec	Avg	Long	TD
1)	Brown, Pit.	1296	88	14.7	51t	9
2)	Hopkins, Hou.	1084	77	14.1	72t	9
3)	Allen, LA-C	1032	77	13.4	50	5
4)	Hill, K.C.	911	60	15.2	79t	6
5t)	Cooks, N.E.	886	53	16.7	64t	5
5t)	Green, Cin.	886	60	14.8	77t	8
7)	Kelce, K.C. (TE)	871	66	13.2	44	7
8)	Gronkowski, N.E. (TE)	849	55	15.4	53t	7
9)	Anderson, NY-J	821	49	16.8	69t	7
10)	Hilton, Ind.	791	41	19.3	80t	4
11)	Stills, Mia.	733	48	15.3	61t	6
12)	Landry, Mia.	699	80	8.7	49	6
13)	De. Thomas, Den.	678	60	11.3	40	3
14)	Kearse, NY-J	677	51	13.3	51	5
15)	Walker, Ten. (TE)	676	58	11.7	42	2
16)	Lee, Jac.	637	51	12.5	45	3
17)	Matthews, Ten.	626	41	15.3	75t	3
18)	*Smith-Schuster, Pit.	585	37	15.8	97t	5
19)	Doyle, Ind. (TE)	560	62	9.0	26	2
20)	J. Cook, Oak. (TE)	546	43	12.7	35	1
21)	Benjamin, Car.-Buf.	537	36	14.9	43	2
22t)	Bell, Pit. (RB)	502	66	7.6	42	1
22t)	Crabtree, Oak.	502	42	12.0	41t	6
24)	Henry, LA-C (TE)	501	38	13.2	34	3
25)	Cooper, Oak.	499	42	11.9	45t	5
26)	Amendola, N.E.	489	46	10.6	27	2
27)	Wallace, Bal.	487	34	14.3	66	3
28)	Sanders, Den.	471	39	12.1	38	2
29)	D. Johnson, Cle. (RB)	456	52	8.8	41t	2
30)	Ty. Williams, LA-C	448	28	16.0	75t	2
31)	Hurns, Jac.	446	36	12.4	50	2
32)	Benjamin, LA-C	443	27	16.4	46	3
33)	Hogan, N.E.	438	33	13.3	47t	5
34)	LaFell, Cin.	428	41	10.4	37t	2
35)	Parker, Mia.	414	36	11.5	31	1
36)	White, N.E. (RB)	410	51	8.0	27	2
37t)	Maclin, Bal.	391	36	10.9	48t	3
37t)	Moncrief, Ind.	391	26	15.0	60t	2
37t)	Thompson, Chi.-Buf.	391	30	13.0	44	2
40)	Bryant, Pit.	386	31	12.5	51	2
41)	C. Clay, Buf. (TE)	378	32	11.8	44	2
42)	*K. Hunt, K.C. (RB)	367	39	9.4	78t	2
43)	J. Thomas, Mia. (TE)	362	37	9.8	27	3
44t)	Decker, Ten.	353	37	9.5	27	1
44t)	A. Ellington, Ariz-Hou. (RB)	353	38	9.3	29	0
46t)	Kroft, Cin. (TE)	347	33	10.5	59	5
46t)	Watson, Bal. (TE)	347	45	7.7	33	3
48)	DeValve, Cle. (TE)	335	26	12.9	49	1
49)	*Njoku, Cle. (TE)	332	28	11.9	33	4
50)	B. Ellington, Hou.	330	29	11.4	35	2

WEEK 13 / THROUGH MONDAY, DECEMBER 4, 2017**AFC / THIRD-DOWN RECEIVING LEADERS**

Rank	Player, Team	Rec	Yards	Avg	Long	TD
1)	Allen, LA-C	31	464	15.0	50	2
2)	Landry, Mia.	23	228	9.9	49	2
3)	Lee, Jac.	21	233	11.1	31	2
4t)	Brown, Pit.	20	291	14.6	51t	1
4t)	Hopkins, Hou.	20	247	12.4	34t	2
6t)	Gronkowski, N.E. (TE)	18	305	16.9	53t	3
6t)	White, N.E. (RB)	18	157	8.7	27	1
6t)	McCoy, Buf. (RB)	18	138	7.7	24	0
9t)	De. Thomas, Den.	17	255	15.0	40	1
9t)	D. Johnson, Cle. (RB)	17	160	9.4	34	0
11t)	Hilton, Ind.	15	303	20.2	80t	2
11t)	Kearse, NY-J	15	268	17.9	51	2
11t)	Walker, Ten. (TE)	15	157	10.5	19	0
11t)	Murray, Ten. (RB)	15	117	7.8	18	1
15t)	Anderson, NY-J	14	230	16.4	41	1
15t)	Kelce, K.C. (TE)	14	180	12.9	32	1
15t)	Hill, K.C.	14	177	12.6	40	0
15t)	Amendola, N.E.	14	172	12.3	27	1
19t)	Green, Cin.	13	207	15.9	47	6
19t)	Hurns, Jac.	13	187	14.4	50	1
19t)	Sanders, Den.	13	155	11.9	38	0
22t)	Stills, Mia.	12	267	22.3	61t	3
22t)	*Smith-Schuster, Pit.	12	235	19.6	97t	2
22t)	Maclin, Bal.	12	194	16.2	48t	2
22t)	J. Cook, Oak. (TE)	12	162	13.5	35	0
22t)	Hogan, N.E.	12	133	11.1	26	2
22t)	Doyle, Ind. (TE)	12	117	9.8	14	1
22t)	Cooper, Oak.	12	104	8.7	23	1
22t)	Yeldon, Jac. (RB)	12	91	7.6	16	0
22t)	Bell, Pit. (RB)	12	69	5.8	23	0
31t)	Forte, NY-J (RB)	11	139	12.6	34	1
31t)	Matthews, Ten.	11	138	12.5	24	0
31t)	A. Ellington, Ariz-Hou. (RB)	11	124	11.3	29	0
31t)	Matthews, Buf.	11	119	10.8	28	0
31t)	Seferian-Jenkins, NY-J (TE)	11	67	6.1	18	2
36t)	Thompson, Chi.-Buf.	10	120	12.0	27	1
36t)	Kerley, NY-J	10	117	11.7	30	0
36t)	Crabtree, Oak.	10	112	11.2	26t	2
36t)	LaFell, Cin.	10	105	10.5	27	1
36t)	Rogers, Ind.	10	96	9.6	19	0
36t)	Watson, Bal. (TE)	10	71	7.1	20	2
36t)	Powell, NY-J (RB)	10	58	5.8	13	0
43t)	Benjamin, Car.-Buf.	9	169	18.8	43	1
43t)	Parker, Mia.	9	140	15.6	31	0
43t)	Ty. Williams, LA-C	9	122	13.6	31	0
43t)	Patterson, Oak.	9	119	13.2	54	0
43t)	*Ekeler, LA-C (RB)	9	111	12.3	38	1
43t)	Roberts, Oak.	9	101	11.2	29	0
43t)	Decker, Ten.	9	98	10.9	17	1
43t)	DeValve, Cle. (TE)	9	97	10.8	25	0
43t)	Kroft, Cin. (TE)	9	86	9.6	21	1
43t)	James, Pit. (TE)	9	77	8.6	19	3
43t)	West, K.C. (RB)	9	52	5.8	11	1
43t)	Bernard, Cin. (RB)	9	50	5.6	18	0

WEEK 13 / THROUGH MONDAY, DECEMBER 4, 2017**AFC / LEADING SCORERS, NONKICKERS**

Rank	Player, Team	TD	Rush	Rec	Ret	X2	Pts
1)	Brown, Pit. (WR)	9	0	9	0	1	56
2t)	Gordon, LA-C (RB)	9	5	4	0	0	54
2t)	Hopkins, Hou. (WR)	9	0	9	0	0	54
4t)	*Fournette, Jac. (RB)	8	7	1	0	0	48
4t)	Green, Cin. (WR)	8	0	8	0	0	48
6t)	Anderson, NY-J (WR)	7	0	7	0	0	42
6t)	W. Fuller, Hou. (WR)	7	0	7	0	0	42
6t)	Gronkowski, N.E. (TE)	7	0	7	0	0	42
6t)	Hill, K.C. (WR)	7	0	6	1	0	42
6t)	Kelce, K.C. (TE)	7	0	7	0	0	42
11)	Crabtree, Oak. (WR)	6	0	6	0	1	38
12t)	Bell, Pit. (RB)	6	5	1	0	0	36
12t)	Burkhead, N.E. (RB)	6	3	3	0	0	36
12t)	*K. Hunt, K.C. (RB)	6	4	2	0	0	36
12t)	Landry, Mia. (WR)	6	0	6	0	0	36
12t)	Lynch, Oak. (RB)	6	6	0	0	0	36
12t)	L. Miller, Hou. (RB)	6	3	3	0	0	36
12t)	Murray, Ten. (RB)	6	5	1	0	0	36
12t)	Stills, Mia. (WR)	6	0	6	0	0	36
20t)	Cooks, N.E. (WR)	5	0	5	0	1	32
20t)	Lewis, Jac. (TE)	5	0	5	0	1	32
22t)	Allen, LA-C (WR)	5	0	5	0	0	30
22t)	Cooper, Oak. (WR)	5	0	5	0	0	30
22t)	*Ekeler, LA-C (RB)	5	2	3	0	0	30
22t)	Hogan, N.E. (WR)	5	0	5	0	0	30
22t)	Kearse, NY-J (WR)	5	0	5	0	0	30
22t)	*Kizer, Cle. (QB)	5	5	0	0	0	30
22t)	Kroft, Cin. (TE)	5	0	5	0	0	30
22t)	D. Lewis, N.E. (RB)	5	3	1	1	0	30
22t)	Mariota, Ten. (QB)	5	5	0	0	0	30
22t)	McCown, NY-J (QB)	5	5	0	0	0	30
22t)	McCoy, Buf. (RB)	5	4	1	0	0	30
22t)	*Smith-Schuster, Pit. (WR)	5	0	5	0	0	30
34t)	Allen, Bal. (RB)	4	2	2	0	0	24
34t)	Benjamin, LA-C (WR)	4	0	3	1	0	24
34t)	Collins, Bal. (RB)	4	4	0	0	0	24
34t)	Gillislee, N.E. (RB)	4	4	0	0	0	24
34t)	Henry, Ten. (RB)	4	4	0	0	0	24
34t)	Hilton, Ind. (WR)	4	0	4	0	0	24
34t)	D. Johnson, Cle. (RB)	4	2	2	0	0	24
34t)	*Mixon, Cin. (RB)	4	4	0	0	0	24
34t)	*Njoku, Cle. (TE)	4	0	4	0	0	24
43t)	Drake, Mia. (RB)	3	2	1	0	1	20
43t)	Lee, Jac. (WR)	3	0	3	0	1	20
45t)	C. Anderson, Den. (RB)	3	2	1	0	0	18
45t)	Brissett, Ind. (QB)	3	3	0	0	0	18
45t)	Forte, NY-J (RB)	3	2	1	0	0	18
45t)	Fowler, Den. (WR)	3	0	3	0	0	18
45t)	Gore, Ind. (RB)	3	3	0	0	0	18
45t)	Henry, LA-C (TE)	3	0	3	0	0	18
45t)	Holmes, Buf. (WR)	3	0	3	0	0	18
45t)	Holton, Oak. (WR)	3	0	3	0	0	18
45t)	James, Pit. (TE)	3	0	3	0	0	18
45t)	*Mack, Ind. (RB)	3	2	1	0	0	18
45t)	Maclin, Bal. (WR)	3	0	3	0	0	18
45t)	Matthews, Ten. (WR)	3	0	3	0	0	18
45t)	Powell, NY-J (RB)	3	3	0	0	0	18
45t)	Seferian-Jenkins, NY-J (TE)	3	0	3	0	0	18
45t)	Taylor, Buf. (QB)	3	3	0	0	0	18
45t)	De. Thomas, Den. (WR)	3	0	3	0	0	18
45t)	J. Thomas, Mia. (TE)	3	0	3	0	0	18
45t)	Walker, Ten. (TE)	3	1	2	0	0	18
45t)	Wallace, Bal. (WR)	3	0	3	0	0	18
45t)	Washington, Oak. (RB)	3	2	1	0	0	18
45t)	Watson, Bal. (TE)	3	0	3	0	0	18
45t)	West, K.C. (RB)	3	1	2	0	0	18
45t)	A. Wilson, K.C. (WR)	3	0	3	0	0	18

WEEK 13 / THROUGH MONDAY, DECEMBER 4, 2017**AFC / LEADING SCORERS, KICKERS**

Rank	Player, Team	PAT	FG	Pct	Long	Pts
1)	Gostkowski, N.E.	35/36	29/32	.906	62	122
2)	Boswell, Pit.	23/25	28/31	.903	53	107
3t)	Succop, Ten.	26/27	26/31	.839	52	104
3t)	Tucker, Bal.	26/26	26/29	.897	57	104
5t)	*Butker, Car.-K.C.	18/18	24/26	.923	53	90
5t)	Catanzaro, NY-J	27/27	21/25	.840	57	90
7)	Hauschka, Buf.	23/23	22/25	.880	56	89
8)	Vinatieri, Ind.	17/19	22/23	.957	53	83
9)	Fairbairn, Hou.	29/31	17/21	.810	50	80
10)	McManus, Den.	20/20	18/24	.750	53	74
11)	Tavecchio, Oak.	28/29	13/16	.813	53	67
12)	Bullock, Cin.	23/25	13/15	.867	49	62
13)	Parkey, Mia.	20/23	13/14	.929	54	59
14)	*Gonzalez, Cle.	18/19	12/17	.706	54	54
15)	Lambo, Jac.	10/11	13/14	.929	56	49
16)	Myers, Jac.	15/17	11/15	.733	47	48
17)	Novak, LA-C	17/18	9/13	.692	50	44
18)	*Koo, LA-C	9/ 9	3/ 6	.500	41	18
19)	Coons, LA-C	1/ 1	4/ 5	.800	40	13
20t)	Kaser, LA-C	1/ 3	0/ 0	---	--	1
20t)	*Koehn, Cin.	1/ 1	0/ 0	---	--	1

AFC / TOUCHBACKS ON KICKOFFS

Rank	Player, Team	TB
1)	Fairbairn, Hou.	43
2t)	Succop, Ten.	42
2t)	Tucker, Bal.	42
4)	*Butker, Car.-K.C.	40
5)	Catanzaro, NY-J	39
6)	Tavecchio, Oak.	38
7)	Boswell, Pit.	37
8)	*Sanchez, Ind.	35
9)	McManus, Den.	33
10)	Gostkowski, N.E.	31
11)	*Gonzalez, Cle.	29
12)	Hauschka, Buf.	28
13)	Bullock, Cin.	27
14)	Myers, Jac.	26
15)	Parkey, Mia.	22
16)	Lambo, Jac.	11
17)	Novak, LA-C	9
18)	*Koo, LA-C	8
19)	Coons, LA-C	3
20)	Kaser, LA-C	2
21)	*Koehn, Cin.	1

WEEK 13 / THROUGH MONDAY, DECEMBER 4, 2017

AFC / MOST YARDS FROM SCRIMMAGE

Rank	Player, Team	Total			Rushing			Receiving		
		Yards	Att+Rec	Avg	Yards	Att	Avg	Yards	Rec	Avg
1)	Bell, Pit. (RB)	1559	336	4.6	1057	270	3.9	502	66	7.6
2)	*K. Hunt, K.C. (RB)	1297	232	5.6	930	193	4.8	367	39	9.4
3)	Brown, Pit. (WR)	1296	88	14.7	0	0	---	1296	88	14.7
4)	McCoy, Buf. (RB)	1155	255	4.5	851	207	4.1	304	48	6.3
5)	Hopkins, Hou. (WR)	1084	77	14.1	0	0	---	1084	77	14.1
6)	Gordon, LA-C (RB)	1077	249	4.3	775	207	3.7	302	42	7.2
7)	Allen, LA-C (WR)	1041	79	13.2	9	2	4.5	1032	77	13.4
8)	L. Miller, Hou. (RB)	1020	225	4.5	711	194	3.7	309	31	10.0
9)	*Fournette, Jac. (RB)	1017	232	4.4	822	207	4.0	195	25	7.8
10)	Hill, K.C. (WR)	971	76	12.8	60	16	3.8	911	60	15.2
11)	Cooks, N.E. (WR)	912	58	15.7	26	5	5.2	886	53	16.7
12)	Green, Cin. (WR)	886	60	14.8	0	0	---	886	60	14.8
13)	Kelce, K.C. (TE)	878	68	12.9	7	2	3.5	871	66	13.2
14)	Gronkowski, N.E. (TE)	849	55	15.4	0	0	---	849	55	15.4
15)	Anderson, NY-J (WR)	829	51	16.3	8	2	4.0	821	49	16.8
16)	C. Anderson, Den. (RB)	806	178	4.5	652	159	4.1	154	19	8.1
17)	Gore, Ind. (RB)	801	194	4.1	632	174	3.6	169	20	8.5
18)	Hilton, Ind. (WR)	791	41	19.3	0	0	---	791	41	19.3
19)	*Mixon, Cin. (RB)	784	184	4.3	518	157	3.3	266	27	9.9
20)	Collins, Bal. (RB)	780	155	5.0	705	144	4.9	75	11	6.8
21)	Crowell, Cle. (RB)	775	175	4.4	595	155	3.8	180	20	9.0
22)	Murray, Ten. (RB)	756	173	4.4	518	140	3.7	238	33	7.2
23t)	D. Johnson, Cle. (RB)	733	111	6.6	277	59	4.7	456	52	8.8
23t)	Stills, Mia. (WR)	733	48	15.3	0	0	---	733	48	15.3
25)	Landry, Mia. (WR)	692	81	8.5	-7	1	-7.0	699	80	8.7
26)	Henry, Ten. (RB)	684	132	5.2	629	125	5.0	55	7	7.9
27)	De. Thomas, Den. (WR)	678	60	11.3	0	0	---	678	60	11.3
28t)	Kearse, NY-J (WR)	677	51	13.3	0	0	---	677	51	13.3
28t)	D. Lewis, N.E. (RB)	677	127	5.3	590	112	5.3	87	15	5.8
30)	Lynch, Oak. (RB)	675	152	4.4	558	140	4.0	117	12	9.8
31)	Walker, Ten. (TE)	674	60	11.2	-2	2	-1.0	676	58	11.7
32)	Powell, NY-J (RB)	662	142	4.7	502	120	4.2	160	22	7.3
33)	Lee, Jac. (WR)	654	52	12.6	17	1	17.0	637	51	12.5
34)	Allen, Bal. (RB)	626	163	3.8	422	121	3.5	204	42	4.9
35)	Matthews, Ten. (WR)	623	42	14.8	-3	1	-3.0	626	41	15.3
36)	*Smith-Schuster, Pit. (WR)	585	37	15.8	0	0	---	585	37	15.8
37)	White, N.E. (RB)	581	94	6.2	171	43	4.0	410	51	8.0
38)	Forte, NY-J (RB)	580	114	5.1	325	82	4.0	255	32	8.0
39)	Doyle, Ind. (TE)	560	62	9.0	0	0	---	560	62	9.0
40)	J. Cook, Oak. (TE)	546	43	12.7	0	0	---	546	43	12.7
41)	Benjamin, Car.-Buf. (WR)	537	36	14.9	0	0	---	537	36	14.9
42)	Benjamin, LA-C (WR)	510	35	14.6	67	8	8.4	443	27	16.4
43)	Cooper, Oak. (WR)	503	43	11.7	4	1	4.0	499	42	11.9
44)	Crabtree, Oak. (WR)	502	42	12.0	0	0	---	502	42	12.0
45)	Henry, LA-C (TE)	501	38	13.2	0	0	---	501	38	13.2
46)	Wallace, Bal. (WR)	491	35	14.0	4	1	4.0	487	34	14.3
47)	Amendola, N.E. (WR)	489	46	10.6	0	0	---	489	46	10.6
48t)	*Ekeler, LA-C (RB)	471	67	7.0	198	41	4.8	273	26	10.5
48t)	Sanders, Den. (WR)	471	39	12.1	0	0	---	471	39	12.1
50)	Ivory, Jac. (RB)	467	110	4.2	292	89	3.3	175	21	8.3

WEEK 13 / THROUGH MONDAY, DECEMBER 4, 2017**AFC / LEADERS IN FIRST DOWNS**

Rank	Player, Team	Rush	Rec	Tot
1)	Bell, Pit. (RB)	59	22	81
2)	Brown, Pit. (WR)	0	63	63
3)	Allen, LA-C (WR)	0	58	58
4)	Hopkins, Hou. (WR)	0	57	57
5t)	Gordon, LA-C (RB)	40	16	56
5t)	McCoy, Buf. (RB)	40	16	56
7)	*K. Hunt, K.C. (RB)	38	15	53
8)	L. Miller, Hou. (RB)	37	15	52
9)	Kelce, K.C. (TE)	2	45	47
10)	Gronkowski, N.E. (TE)	0	45	45
11t)	*Fournette, Jac. (RB)	35	9	44
11t)	Landry, Mia. (WR)	0	44	44
13)	Green, Cin. (WR)	0	43	43
14t)	Allen, Bal. (RB)	26	13	39
14t)	Crowell, Cle. (RB)	30	9	39
14t)	D. Johnson, Cle. (RB)	20	19	39
14t)	*Mixon, Cin. (RB)	31	8	39
18t)	Hill, K.C. (WR)	3	35	38
18t)	De. Thomas, Den. (WR)	0	38	38
20t)	Collins, Bal. (RB)	33	3	36
20t)	Gore, Ind. (RB)	30	6	36
20t)	Lee, Jac. (WR)	1	35	36
23)	Cooks, N.E. (WR)	1	34	35
24)	Walker, Ten. (TE)	1	33	34
25t)	C. Anderson, Den. (RB)	28	5	33
25t)	Henry, Ten. (RB)	30	3	33
25t)	Lynch, Oak. (RB)	28	5	33
25t)	Murray, Ten. (RB)	23	10	33
29t)	Anderson, NY-J (WR)	0	32	32
29t)	D. Lewis, N.E. (RB)	28	4	32
29t)	Stills, Mia. (WR)	0	32	32
32)	Kearse, NY-J (WR)	0	31	31
33t)	Amendola, N.E. (WR)	0	30	30
33t)	White, N.E. (RB)	6	24	30
35)	J. Cook, Oak. (TE)	0	29	29
36)	Matthews, Ten. (WR)	0	28	28
37t)	Crabtree, Oak. (WR)	0	27	27
37t)	Hilton, Ind. (WR)	0	27	27
37t)	*Smith-Schuster, Pit. (WR)	0	27	27
40t)	Cooper, Oak. (WR)	1	25	26
40t)	Henry, LA-C (TE)	0	26	26
40t)	Hurns, Jac. (WR)	0	26	26
40t)	Powell, NY-J (RB)	19	7	26
44)	Sanders, Den. (WR)	0	25	25
45t)	Benjamin, Car.-Buf. (WR)	0	24	24
45t)	Doyle, Ind. (TE)	0	24	24
47t)	Forte, NY-J (RB)	10	13	23
47t)	Gillislee, N.E. (RB)	23	0	23
47t)	Hogan, N.E. (WR)	1	22	23
47t)	Watson, Bal. (TE)	0	23	23

WEEK 13 / THROUGH MONDAY, DECEMBER 4, 2017**AFC / LEADING PUNTERS**

Rank	Player, Team	No	Yards	Lg	Avg	TB	Blk	Dwn	OB	Opp Ret	In Yds	Net 20	Net Avg
1)	Kern, Ten.	54	2776	74	51.4	5	0	3	9	30	225	19	45.4
2)	King, Oak.	50	2459	65	49.2	5	0	6	4	24	155	24	44.1
3)	Lechler, Hou.	64	3132	68	48.9	3	0	8	6	33	401	24	41.7
4)	Kaser, LA-C	55	2666	69	48.5	7	0	5	4	35	276	19	40.9
5)	Colquitt, Cle.	59	2847	67	48.3	1	1	8	3	37	381	17	40.8
6)	Huber, Cin.	63	2991	63	47.5	3	1	11	4	30	320	27	40.8
7)	Edwards, NY-J	63	2952	70	46.9	3	0	8	5	32	340	24	40.5
8)	*Sanchez, Ind.	66	3022	61	45.8	2	1	13	13	16	83	21	43.3
9)	Koch, Bal.	66	3021	67	45.8	3	0	10	14	26	235	31	41.3
10)	Dixon, Den.	58	2654	58	45.8	1	2	9	3	26	259	16	39.6
11)	Schmidt, Buf.	61	2764	60	45.3	5	0	4	6	31	144	21	41.3
12)	Colquitt, K.C.	53	2399	63	45.3	4	0	7	3	22	152	24	40.9
13)	Nortman, Jac.	64	2866	62	44.8	6	1	6	13	20	172	22	39.6
14)	*Haack, Mia.	66	2948	64	44.7	4	0	14	4	26	166	26	40.9
15)	Berry, Pit.	50	2164	62	43.3	2	0	6	8	19	161	22	39.3
16)	R. Allen, N.E.	40	1703	60	42.6	3	0	7	4	18	90	15	38.8

AFC / LEADING PUNTERS, NET AVERAGE

Rank	Player, Team	No	Yards	Lg	Avg	TB	Blk	Dwn	OB	Opp Ret	In Yds	Net 20	Net Avg
1)	Kern, Ten.	54	2776	74	51.4	5	0	3	9	30	225	19	45.4
2)	King, Oak.	50	2459	65	49.2	5	0	6	4	24	155	24	44.1
3)	*Sanchez, Ind.	66	3022	61	45.8	2	1	13	13	16	83	21	43.3
4)	Lechler, Hou.	64	3132	68	48.9	3	0	8	6	33	401	24	41.7
5)	Schmidt, Buf.	61	2764	60	45.3	5	0	4	6	31	144	21	41.3
6)	Koch, Bal.	66	3021	67	45.8	3	0	10	14	26	235	31	41.3
7)	*Haack, Mia.	66	2948	64	44.7	4	0	14	4	26	166	26	40.9
8)	Kaser, LA-C	55	2666	69	48.5	7	0	5	4	35	276	19	40.9
9)	Colquitt, K.C.	53	2399	63	45.3	4	0	7	3	22	152	24	40.9
10)	Huber, Cin.	63	2991	63	47.5	3	1	11	4	30	320	27	40.8
11)	Colquitt, Cle.	59	2847	67	48.3	1	1	8	3	37	381	17	40.8
12)	Edwards, NY-J	63	2952	70	46.9	3	0	8	5	32	340	24	40.5
13)	Nortman, Jac.	64	2866	62	44.8	6	1	6	13	20	172	22	39.6
14)	Dixon, Den.	58	2654	58	45.8	1	2	9	3	26	259	16	39.6
15)	Berry, Pit.	50	2164	62	43.3	2	0	6	8	19	161	22	39.3
16)	R. Allen, N.E.	40	1703	60	42.6	3	0	7	4	18	90	15	38.8

WEEK 13 / THROUGH MONDAY, DECEMBER 4, 2017**AFC / PUNT RETURN LEADERS**

Rank	Player, Team	Ret	FC	Yards	Avg	Long	TD
1)	Campanaro, Bal.	18	13	249	13.8	77t	1
2)	Mickens, Jac.	15	13	164	10.9	63t	1
3)	Tate, Buf.	17	4	177	10.4	40	0
4)	Reedy, T.B.-N.E.	15	7	154	10.3	44	0
5)	*Jackson, Ten.	24	7	245	10.2	46	0
6)	Hill, K.C.	20	8	185	9.3	82t	1
7)	Amendola, N.E.	18	12	161	8.9	40	0
8)	*McKenzie, Den.	21	7	183	8.7	44	0
9)	Benjamin, LA-C	21	16	175	8.3	65t	1
10)	Erickson, Cin.	30	12	226	7.5	29	0
11)	Grant, Mia.	20	9	145	7.3	27	0
12)	*Peppers, Cle.	24	10	144	6.0	25	0
13)	Richard, Oak.	24	9	135	5.6	19	0
14)	Kerley, NY-J	16	9	85	5.3	15	0
15)	Bray, Ind.	17	8	90	5.3	20	0

AFC / KICKOFF RETURN LEADERS

Rank	Player, Team	Ret	Yards	Avg	Long	TD
1)	A. Hunt, K.C.	19	460	24.2	42	0
2)	Bray, Ind.	18	430	23.9	60	0
3)	Grant, Mia.	17	396	23.3	31	0
4)	Erickson, Cin.	22	478	21.7	41	0
5)	Tate, Buf.	19	405	21.3	29	0
6)	*King, LA-C	15	312	20.8	44	0
7)	*Jackson, Ten.	19	393	20.7	48	0

WEEK 13 / THROUGH MONDAY, DECEMBER 4, 2017**AFC / LEADERS IN INTERCEPTIONS**

Rank	Player, Team	Int	Yards	Avg	Long	TD
1)	Byard, Ten.	6	100	16.7	33	0
2t)	Weddle, Bal.	5	72	14.4	45t	1
2t)	Hyde, Buf.	5	64	12.8	37	0
4t)	Gipson, Jac.	4	83	20.8	67	0
4t)	Bouye, Jac.	4	70	17.5	51	0
4t)	Boston, LA-C	4	24	6.0	15	0
4t)	Hayward, LA-C	4	7	1.8	7	0
8t)	*White, Buf.	3	77	25.7	63	0
8t)	*Hooker, Ind.	3	73	24.3	32	0
8t)	Peters, K.C.	3	63	21.0	38	0
8t)	McCourty, Cle.	3	59	19.7	56t	1
8t)	J. Smith, Bal.	3	58	19.3	50t	1
8t)	Carr, Bal.	3	57	19.0	33	0
8t)	Smith, Jac.	3	56	18.7	28t	1
8t)	Ramsey, Jac.	3	34	11.3	18	0
8t)	Melvin, Ind.	3	28	9.3	21	0
8t)	Harmon, N.E.	3	12	4.0	12	0
8t)	Hal, Hou.	3	10	3.3	7	0
8t)	Shazier, Pit.	3	2	0.7	2	0
20t)	Mosley, Bal.	2	94	47.0	63t	1
20t)	Joseph, Hou.	2	85	42.5	82t	1
20t)	Simmons, Den.	2	65	32.5	65t	1
20t)	Gilmore, N.E.	2	59	29.5	39	0
20t)	Church, Jac.	2	51	25.5	51t	1
20t)	Hilton, Pit.	2	45	22.5	26	0
20t)	*Maye, NY-J	2	44	22.0	32	0
20t)	Howard, Mia.	2	42	21.0	30t	1
20t)	C. Harris, Den.	2	36	18.0	23	0
20t)	*Humphrey, Bal.	2	33	16.5	18	0
20t)	*Cole, Hou.	2	28	14.0	25t	1
20t)	Tr. Williams, LA-C	2	28	14.0	21	0
20t)	Jones, Mia.	2	15	7.5	15	0
20t)	Brooks, NY-J	2	13	6.5	13	0
20t)	Phillips, LA-C	2	13	6.5	9	0
20t)	Poyer, Buf.	2	13	6.5	13	0
20t)	Webb, Bal.	2	10	5.0	10	0
20t)	McCain, Mia.	2	6	3.0	6	0
20t)	Mitchell, K.C.	2	0	0.0	0	0
20t)	M. Butler, N.E.	2	-1	-0.5	1	0

WEEK 13 / THROUGH MONDAY, DECEMBER 4, 2017**AFC / LEADERS IN SACKS**

Rank	Player, Team	Sacks
1)	Campbell, Jac. (DE)	12.5
2)	Bosa, LA-C (DE)	11.5
3)	Suggs, Bal. (LB)	10.5
4)	Ngakoue, Jac. (DE)	10.0
5t)	Clowney, Hou. (LB)	9.0
5t)	Heyward, Pit. (DE)	9.0
5t)	Miller, Den. (LB)	9.0
8t)	Houston, K.C. (LB)	8.5
8t)	Ingram, LA-C (LB)	8.5
10)	Wake, Mia. (DE)	8.0
11t)	*Lawson, Cin. (DE)	7.5
11t)	Mack, Oak. (DE)	7.5
11t)	Morgan, Ten. (LB)	7.5
14t)	Atkins, Cin. (DT)	7.0
14t)	Williams, Pit. (LB)	7.0
16)	Fowler, Jac. (DE)	6.5
17t)	T. Flowers, N.E. (DE)	6.0
17t)	Jackson, Jac. (DT)	6.0
17t)	Judon, Bal. (LB)	6.0
20t)	Dunlap, Cin. (DE)	5.5
20t)	Irvin, Oak. (LB)	5.5
20t)	Van Noy, N.E. (LB)	5.5
23t)	Dupree, Pit. (LB)	5.0
23t)	*Garrett, Cle. (DE)	5.0
23t)	McCain, LA-C (DE)	5.0
23t)	Orakpo, Ten. (LB)	5.0
23t)	*Watt, Pit. (LB)	5.0
28t)	Davis, NY-J (LB)	4.5
28t)	Sheard, Ind. (LB)	4.5
30t)	Autry, Oak. (DE)	4.0
30t)	Barrett, Den. (LB)	4.0
30t)	Branch, Mia. (DE)	4.0
30t)	Lawson, Buf. (DE)	4.0
30t)	Ogbah, Cle. (DE)	4.0
30t)	Philon, LA-C (DE)	4.0
36t)	Edwards, Oak. (DE)	3.5
36t)	S. Harris, Den. (DE)	3.5
36t)	Jones, K.C. (DE)	3.5
36t)	D. Jones, Ten. (DE)	3.5
36t)	Kirksey, Cle. (LB)	3.5
36t)	Suh, Mia. (DT)	3.5
42t)	Alexander, Buf. (LB)	3.0
42t)	Burgess, Cle. (LB)	3.0
42t)	Casey, Ten. (DE)	3.0
42t)	Chickillo, Pit. (LB)	3.0
42t)	Hughes, Buf. (DE)	3.0
42t)	Jenkins, NY-J (LB)	3.0
42t)	M. Johnson, Cin. (DE)	3.0
42t)	*King, LA-C (DB)	3.0
42t)	Lee, NY-J (LB)	3.0
42t)	McKinney, Hou. (LB)	3.0
42t)	Simon, Ind. (LB)	3.0
42t)	C. Smith, Cin. (DE)	3.0
42t)	Walden, Ten. (LB)	3.0
42t)	*Wise, N.E. (DT)	3.0
42t)	Woodyard, Ten. (LB)	3.0

WEEK 13 / THROUGH MONDAY, DECEMBER 4, 2017**AFC / FUMBLE RECOVERIES**

Rank	Player, Team	TotRec	OffRec	DefRec
1)	McCown, NY-J	6	6	0
2)	Brissett, Ind.	5	5	0
3)	Flacco, Bal.	4	4	0
4t)	Bortles, Jac.	3	3	0
4t)	Erickson, Cin.	3	3	0
4t)	Jones, Mia.	3	0	3
4t)	*McKenzie, Den.	3	3	0
4t)	Richard, Oak.	3	3	0
4t)	Rivers, LA-C	3	3	0
4t)	A. Smith, K.C.	3	3	0
11t)	*Adams, NY-J	2	0	2
11t)	Andrews, N.E.	2	2	0
11t)	Benjamin, LA-C	2	2	0
11t)	Brady, N.E.	2	2	0
11t)	Burns, Pit.	2	0	2
11t)	Byard, Ten.	2	0	2
11t)	Campanaro, Bal.	2	2	0
11t)	Chung, N.E.	2	0	2
11t)	Clowney, Hou.	2	0	2
11t)	Cowser, Oak.	2	0	2
11t)	*Dawkins, Buf.	2	2	0
11t)	B. Ellington, Hou.	2	2	0
11t)	Fowler, Jac.	2	0	2
11t)	Gore, Ind.	2	2	0
11t)	Grant, Mia.	2	2	0
11t)	Henry, Bal.	2	0	2
11t)	Hill, K.C.	2	2	0
11t)	Ingram, LA-C	2	0	2
11t)	D. Johnson, Cle.	2	2	0
11t)	*Kizer, Cle.	2	2	0
11t)	Landry, Mia.	2	2	0
11t)	McGill, Oak.	2	2	0
11t)	Mingo, Ind.	2	0	2
11t)	C. Moore, Bal.	2	2	0
11t)	Morgan, Ten.	2	0	2
11t)	Mosley, Bal.	2	0	2
11t)	Pierce, Bal.	2	0	2
11t)	Reedy, T.B.-N.E.	2	2	0
11t)	Smith, Jac.	2	0	2
11t)	*Thompson, Hou.	2	2	0
11t)	*White, Buf.	2	0	2
11t)	S. Williams, Cin.	2	0	2

WEEK 13 / THROUGH MONDAY, DECEMBER 4, 2017**AFC / OFFENSIVE FUMBLE RECOVERIES**

Rank	Player, Team	Ret	Yards	Avg	Long	TD
1)	McCown, NY-J	6	0	0.0	0	0
2)	Brissett, Ind.	5	0	0.0	0	0
3)	Flacco, Bal.	4	0	0.0	0	0
4t)	Bortles, Jac.	3	0	0.0	0	0
4t)	Erickson, Cin.	3	0	0.0	0	0
4t)	*McKenzie, Den.	3	0	0.0	0	0
4t)	Richard, Oak.	3	0	0.0	0	0
4t)	Rivers, LA-C	3	0	0.0	0	0
4t)	A. Smith, K.C.	3	0	0.0	0	0
10t)	B. Ellington, Hou.	2	4	2.0	4	0
10t)	Andrews, N.E.	2	0	0.0	0	0
10t)	Benjamin, LA-C	2	0	0.0	0	0
10t)	Brady, N.E.	2	0	0.0	0	0
10t)	Campanaro, Bal.	2	0	0.0	0	0
10t)	*Dawkins, Buf.	2	0	0.0	0	0
10t)	Gore, Ind.	2	0	0.0	0	0
10t)	Hill, K.C.	2	0	0.0	0	0
10t)	D. Johnson, Cle.	2	0	0.0	0	0
10t)	*Kizer, Cle.	2	0	0.0	0	0
10t)	Landry, Mia.	2	0	0.0	0	0
10t)	McGill, Oak.	2	0	0.0	0	0
10t)	C. Moore, Bal.	2	0	0.0	0t	1
10t)	Reedy, T.B.-N.E.	2	0	0.0	0	0
10t)	*Thompson, Hou.	2	0	0.0	0	0
10t)	Grant, Mia.	2	-13	-6.5	0	0

AFC / DEFENSIVE FUMBLE RECOVERIES

Rank	Player, Team	Ret	Yards	Avg	Long	TD
1)	Jones, Mia.	3	52	17.3	38t	2
2t)	Clowney, Hou.	2	71	35.5	49	1
2t)	Fowler, Jac.	2	53	26.5	53t	1
2t)	Smith, Jac.	2	52	26.0	52	1
2t)	*White, Buf.	2	52	26.0	52t	1
2t)	Ingram, LA-C	2	39	19.5	39t	1
2t)	Mosley, Bal.	2	18	9.0	18	0
2t)	Henry, Bal.	2	16	8.0	16	0
2t)	Byard, Ten.	2	6	3.0	6	0
2t)	*Adams, NY-J	2	0	0.0	0	0
2t)	Burns, Pit.	2	0	0.0	0	0
2t)	Chung, N.E.	2	0	0.0	0	0
2t)	Cowser, Oak.	2	0	0.0	0	0
2t)	Mingo, Ind.	2	0	0.0	0	0
2t)	Morgan, Ten.	2	0	0.0	0	0
2t)	Pierce, Bal.	2	0	0.0	0	0
2t)	S. Williams, Cin.	2	0	0.0	0	0

WEEK 13 / THROUGH MONDAY, DECEMBER 4, 2017**NFC / LEADING PASSERS**

Player, Team	Att	Comp	Pct		Avg		Pct			Pct Rating	
			Comp	Yds	Gain	TD	TD	Long	Int	Int	Points
Brees, N.O.	407	291	71.5	3298	8.10	17	4.2	54	5	1.2	104.2
A. Rodgers, G.B.	193	128	66.3	1385	7.18	13	6.7	72	3	1.6	103.2
Wentz, Phi.	399	242	60.7	3005	7.53	29	7.3	72t	6	1.5	102.0
Cousins, Was.	413	275	66.6	3289	7.96	21	5.1	74	8	1.9	99.6
Keenum, Min.	360	243	67.5	2703	7.51	16	4.4	65t	5	1.4	98.6
Goff, LA-R	392	244	62.2	3184	8.12	20	5.1	94t	6	1.5	98.4
Stafford, Det.	424	271	63.9	3302	7.79	22	5.2	63	7	1.7	98.2
Wilson, Sea.	442	276	62.4	3256	7.37	26	5.9	66	8	1.8	96.9
Ryan, Atl.	390	260	66.7	3057	7.84	16	4.1	88t	8	2.1	95.4
Winston, T.B.	291	180	61.9	2190	7.53	12	4.1	58t	6	2.1	90.1
Prescott, Dal.	369	232	62.9	2420	6.56	18	4.9	72t	9	2.4	87.9
Palmer, Ariz	267	164	61.4	1978	7.41	9	3.4	46	7	2.6	84.4
Manning, NY-G	395	247	62.5	2411	6.10	14	3.5	77t	7	1.8	84.1
Newton, Car.	377	228	60.5	2583	6.85	16	4.2	64	11	2.9	83.0
*Trubisky, Chi.	193	106	54.9	1237	6.41	5	2.6	70	4	2.1	74.6
Hundley, G.B.	206	126	61.2	1269	6.16	5	2.4	55t	8	3.9	70.6
*Beathard, S.F.	224	123	54.9	1430	6.38	4	1.8	83t	6	2.7	69.2

NFC / LEADING PASSERS, RANKS

Player, Team	Att	Comp	Pct		Avg		Pct			Pct Rating	
			Comp	Yds	Gain	TD	TD	Long	Int	Int	Points
Brees, N.O.	4	1	1	2	2	7	10		3t	1	1
A. Rodgers, G.B.	16t	14	5	15	11	12	2		1	5	2
Wentz, Phi.	5	9	14	7	6	1	1		5t	3	3
Cousins, Was.	3	3	4	3	3	4	6		12t	9	4
Keenum, Min.	11	8	2	8	8	8t	8		3t	2	5
Goff, LA-R	7	7	10	5	1	5	5		5t	4	6
Stafford, Det.	2	4	6	1	5	3	4		9t	6	7
Wilson, Sea.	1	2	9	4	10	2	3		12t	8	8
Ryan, Atl.	8	5	3	6	4	8t	12		12t	10	9
Winston, T.B.	12	12	11	12	7	13	11		5t	11	10
Prescott, Dal.	10	10	7	10	13	6	7		16	13	11
Palmer, Ariz	13	13	12	13	9	14	14		9t	14	12
Manning, NY-G	6	6	8	11	17	11	13		9t	7	13
Newton, Car.	9	11	15	9	12	8t	9		17	16	14
*Trubisky, Chi.	16t	17	16	17	14	17t	15		2	12	15
Hundley, G.B.	15	15	13	16	16	17t	16		12t	17	16
*Beathard, S.F.	14	16	17	14	15	19t	17		5t	15	17

WEEK 13 / THROUGH MONDAY, DECEMBER 4, 2017**NFC / FOURTH-QUARTER PASSING LEADERS**

Rank	Player, Team	Att	Comp	Comp%	Yards	YPA	TD	TD%	Int	Int%	Rating
1)	Wilson, Sea.	114	80	70.2	1028	9.02	15	13.2	1	0.9	134.1
2)	Brees, N.O.	103	81	78.6	938	9.11	6	5.8	1	1.0	120.0
3)	A. Rodgers, G.B.	54	34	63.0	359	6.65	6	11.1	0	0.0	119.3
4)	Fitzpatrick, T.B.	52	33	63.5	380	7.31	4	7.7	1	1.9	103.0
5)	Ryan, Atl.	105	68	64.8	851	8.10	7	6.7	3	2.9	100.1
6)	Winston, T.B.	82	56	68.3	756	9.22	5	6.1	4	4.9	97.4
7)	Stafford, Det.	107	61	57.0	903	8.44	9	8.4	4	3.7	97.2
8)	Cousins, Was.	117	79	67.5	886	7.57	6	5.1	4	3.4	92.8
9)	Manning, NY-G	122	77	63.1	847	6.94	7	5.7	3	2.5	92.5
10)	Wentz, Phi.	88	54	61.4	605	6.88	5	5.7	2	2.3	91.3
11)	Keenum, Min.	77	49	63.6	524	6.81	3	3.9	1	1.3	91.0
12)	Glennon, Chi.	69	45	65.2	410	5.94	2	2.9	1	1.4	84.8
13)	Palmer, Ariz	80	46	57.5	573	7.16	2	2.5	1	1.3	83.0
14)	Prescott, Dal.	104	64	61.5	751	7.22	6	5.8	6	5.8	78.6
15)	Goff, LA-R	82	48	58.5	623	7.60	2	2.4	3	3.7	75.4
16)	Newton, Car.	81	44	54.3	453	5.59	4	4.9	4	4.9	66.5
17)	Stanton, Ariz	33	16	48.5	182	5.52	0	0.0	0	0.0	65.5
18)	Hundley, G.B.	79	48	60.8	508	6.43	1	1.3	4	5.1	62.6
19)	*Beathard, S.F.	73	40	54.8	375	5.14	1	1.4	2	2.7	62.3
20)	*Trubisky, Chi.	67	36	53.7	354	5.28	2	3.0	3	4.5	60.2
21)	Gabbert, Ariz	42	22	52.4	279	6.64	1	2.4	3	7.1	51.6

NFC / THIRD-DOWN PASSING LEADERS

Rank	Player, Team	Att	Comp	Comp%	Yards	YPA	TD	TD%	Int	Int%	Rating
1)	Wentz, Phi.	110	73	66.4	1043	9.48	12	10.9	2	1.8	125.7
2)	Stafford, Det.	116	69	59.5	905	7.80	9	7.8	1	0.9	106.4
3)	Goff, LA-R	118	76	64.4	858	7.27	7	5.9	2	1.7	98.8
4)	Ryan, Atl.	101	65	64.4	802	7.94	5	5.0	2	2.0	97.1
5)	*Trubisky, Chi.	65	40	61.5	502	7.72	2	3.1	0	0.0	95.8
6)	Brees, N.O.	114	77	67.5	859	7.54	4	3.5	2	1.8	94.2
7)	Cousins, Was.	123	77	62.6	928	7.54	8	6.5	4	3.3	93.8
8)	Keenum, Min.	111	72	64.9	771	6.95	3	2.7	2	1.8	86.6
9)	Manning, NY-G	110	65	59.1	667	6.06	4	3.6	1	0.9	84.9
10)	Prescott, Dal.	106	66	62.3	633	5.97	4	3.8	2	1.9	83.6
11)	Palmer, Ariz	75	44	58.7	552	7.36	2	2.7	2	2.7	79.4
12)	Wilson, Sea.	116	67	57.8	685	5.91	4	3.4	2	1.7	79.1
13)	Winston, T.B.	72	39	54.2	490	6.81	3	4.2	2	2.8	77.9
14)	Newton, Car.	114	62	54.4	805	7.06	7	6.1	9	7.9	64.4

WEEK 13 / THROUGH MONDAY, DECEMBER 4, 2017**NFC / LEADING RUSHERS**

Rank	Player, Team	Att	Yards	Avg	Long	TD
1)	Gurley, LA-R	223	939	4.2	36	8
2)	Ingram, N.O.	180	922	5.1	72	9
3)	Howard, Chi.	212	885	4.2	53	5
4)	E. Elliott, Dal.	191	783	4.1	30	7
5)	Ajayi, Mia.-Phi.	167	694	4.2	71	1
6)	Hyde, S.F.	174	693	4.0	61	4
7)	Blount, Phi.	145	684	4.7	68	2
8)	*Kamara, N.O.	86	606	7.0	74t	7
9)	Freeman, Atl.	128	589	4.6	44	5
10)	Murray, Min.	146	572	3.9	46	5
11)	T. Coleman, Atl.	130	561	4.3	52	5
12)	Darkwa, NY-G	126	551	4.4	47	3
13)	Stewart, Car.	164	531	3.2	18	3
14)	A. Peterson, N.O.-Ariz	156	529	3.4	27t	2
15)	Newton, Car. (QB)	89	515	5.8	69	5
16)	Abdullah, Det.	150	505	3.4	34	3
17)	*Perine, Was.	125	465	3.7	30	1
18)	Wilson, Sea. (QB)	71	432	6.1	29	3
19)	Morris, Dal.	78	423	5.4	70	1
20)	McKinnon, Min.	115	414	3.6	58t	3
21)	*A. Jones, G.B.	71	390	5.5	46t	4
22)	Martin, T.B.	119	376	3.2	27	2
23)	*Cook, Min.	74	354	4.8	33	2
24)	*Williams, G.B.	91	337	3.7	25	3
25)	Thompson, Was.	64	294	4.6	61t	2
26)	*McCaffrey, Car.	82	284	3.5	40	2
27)	Wentz, Phi. (QB)	61	283	4.6	24	0
28)	*Breida, S.F.	65	276	4.2	33t	1
29)	Prescott, Dal. (QB)	39	275	7.1	21	5
30)	Montgomery, G.B.	71	273	3.8	37t	3
31)	*Gallman, NY-G	66	271	4.1	15	0
32)	*Cohen, Chi.	68	267	3.9	46	2
33)	*Clement, Phi.	61	266	4.4	28	4
34)	Rodgers, T.B.	63	242	3.8	36	1
35)	*Carson, Sea.	49	208	4.2	30	0
36)	Austin, LA-R (WR)	44	196	4.5	27t	1
37t)	Kelley, Was.	62	194	3.1	21	3
37t)	*Trubisky, Chi. (QB)	29	194	6.7	46	0
39)	Barber, T.B.	53	190	3.6	19	2
40)	Riddick, Det.	54	182	3.4	21	1
41)	Lacy, Sea.	69	179	2.6	19	0
42)	Hundley, G.B. (QB)	21	176	8.4	22	2
43)	Smallwood, Phi.	43	168	3.9	26	1
44)	K. Williams, Ariz	44	166	3.8	25	1
45)	R. Smith, Dal.	40	162	4.1	45	2
46)	Cousins, Was. (QB)	39	151	3.9	18	3
47)	McKissic, Sea.	33	143	4.3	30t	1
48)	M. Brown, LA-R	37	138	3.7	16	1
49)	*Beathard, S.F. (QB)	26	136	5.2	16	3
50)	Rawls, Sea.	50	129	2.6	23	0

NFC / THIRD-AND-ONE RUSHING LEADERS

Rank	Player, Team	Att	FD	Pct
1t)	Freeman, Atl.	7	7	100.0
1t)	Wentz, Phi.	6	6	100.0
1t)	Murray, Min.	4	4	100.0
1t)	Palmer, Ariz	4	4	100.0
1t)	R. Smith, Dal.	3	3	100.0
1t)	*Williams, G.B.	3	3	100.0
7)	Newton, Car.	8	7	87.5
8)	E. Elliott, Dal.	7	6	85.7
9t)	Ajayi, Mia.-Phi.	5	4	80.0
9t)	Ingram, N.O.	5	4	80.0
9t)	Stewart, Car.	5	4	80.0
12t)	*Beathard, S.F.	4	3	75.0
12t)	Rawls, Sea.	4	3	75.0
14)	Darkwa, NY-G	7	5	71.4
15)	Howard, Chi.	9	6	66.7
16)	Blount, Phi.	5	3	60.0
17t)	Hyde, S.F.	8	4	50.0
17t)	T. Coleman, Atl.	6	3	50.0
19)	Gurley, LA-R	12	5	41.7

WEEK 13 / THROUGH MONDAY, DECEMBER 4, 2017**NFC / LEADERS IN RECEPTIONS**

Rank	Player, Team	Rec	Yards	Avg	Long	TD
1)	Fitzgerald, Ariz	82	878	10.7	37	5
2)	Thomas, N.O.	75	875	11.7	33	3
3)	Thielen, Min.	74	1056	14.3	65t	3
4)	Tate, Det.	71	767	10.8	45t	3
5)	Ju. Jones, Atl.	68	1063	15.6	53	3
6)	*McCaffrey, Car. (RB)	64	501	7.8	37	4
7)	Baldwin, Sea.	63	782	12.4	54	4
8t)	D. Adams, G.B.	59	744	12.6	55t	7
8t)	*Kamara, N.O. (RB)	59	614	10.4	38	4
10)	Bryant, Dal.	58	639	11.0	36	5
11)	Ertz, Phi. (TE)	57	663	11.6	53	7
12)	Funchess, Car.	54	703	13.0	35	6
13)	M. Evans, T.B.	53	735	13.9	41	4
14t)	Graham, Sea. (TE)	52	473	9.1	33	9
14t)	Hyde, S.F. (RB)	52	307	5.9	18	0
16t)	*Kupp, LA-R	51	665	13.0	53	3
16t)	Crowder, Was.	51	628	12.3	41	1
16t)	*Engram, NY-G (TE)	51	569	11.2	31	6
16t)	Witten, Dal. (TE)	51	437	8.6	28t	4
20)	Rudolph, Min. (TE)	50	465	9.3	34	6
21t)	M. Jones, Det.	48	821	17.1	46	8
21t)	Gurley, LA-R (RB)	48	563	11.7	53t	3
21t)	Sanu, Atl.	48	495	10.3	25	4
24t)	Woods, LA-R	47	703	15.0	94t	4
24t)	Jeffery, Phi.	47	680	14.5	53t	7
26)	Jackson, T.B.	45	616	13.7	41	3
27)	Ginn, N.O.	44	668	15.2	53	3
28t)	Cobb, G.B.	43	463	10.8	46	2
28t)	Humphries, T.B.	43	410	9.5	38	0
28t)	Nelson, G.B.	43	410	9.5	58	6
31t)	Diggs, Min.	42	630	15.0	59t	5
31t)	Ingram, N.O. (RB)	42	255	6.1	25	0
33t)	Shepard, NY-G	41	531	13.0	77t	1
33t)	Te. Williams, Dal.	41	476	11.6	56	0
33t)	McKinnon, Min. (RB)	41	289	7.0	31	2
36t)	Agholor, Phi.	40	599	15.0	72t	7
36t)	Garcon, S.F.	40	500	12.5	59	0
38t)	Thompson, Was. (RB)	39	510	13.1	74	4
38t)	Hooper, Atl. (TE)	39	438	11.2	88t	3
38t)	Riddick, Det. (RB)	39	333	8.5	63	2
38t)	*Cohen, Chi. (RB)	39	306	7.8	70	1
42t)	P. Richardson, Sea.	37	592	16.0	48	5
42t)	Brate, T.B. (TE)	37	481	13.0	35	6
44t)	Grant, Was.	36	417	11.6	40t	4
44t)	Vereen, NY-G (RB)	36	214	5.9	20	0
46t)	Goodwin, S.F.	35	677	19.3	83t	1
46t)	V. Davis, Was. (TE)	35	542	15.5	69	1
46t)	Lockett, Sea.	35	425	12.1	54	1
49)	Wright, Chi.	33	370	11.2	22	1
50t)	Ebron, Det. (TE)	32	355	11.1	44	2
50t)	*Taylor, S.F.	32	331	10.3	33	1

WEEK 13 / THROUGH MONDAY, DECEMBER 4, 2017**NFC / RECEIVING YARDAGE LEADERS**

Rank	Player, Team	Yards	Rec	Avg	Long	TD
1)	Ju. Jones, Atl.	1063	68	15.6	53	3
2)	Thielen, Min.	1056	74	14.3	65t	3
3)	Fitzgerald, Ariz	878	82	10.7	37	5
4)	Thomas, N.O.	875	75	11.7	33	3
5)	M. Jones, Det.	821	48	17.1	46	8
6)	Baldwin, Sea.	782	63	12.4	54	4
7)	Tate, Det.	767	71	10.8	45t	3
8)	D. Adams, G.B.	744	59	12.6	55t	7
9)	M. Evans, T.B.	735	53	13.9	41	4
10t)	Funchess, Car.	703	54	13.0	35	6
10t)	Woods, LA-R	703	47	15.0	94t	4
12)	Jeffery, Phi.	680	47	14.5	53t	7
13)	Goodwin, S.F.	677	35	19.3	83t	1
14)	Ginn, N.O.	668	44	15.2	53	3
15)	*Kupp, LA-R	665	51	13.0	53	3
16)	Ertz, Phi. (TE)	663	57	11.6	53	7
17)	Bryant, Dal.	639	58	11.0	36	5
18)	Diggs, Min.	630	42	15.0	59t	5
19)	Crowder, Was.	628	51	12.3	41	1
20)	Jackson, T.B.	616	45	13.7	41	3
21)	*Kamara, N.O. (RB)	614	59	10.4	38	4
22)	Agholor, Phi.	599	40	15.0	72t	7
23)	P. Richardson, Sea.	592	37	16.0	48	5
24)	*Engram, NY-G (TE)	569	51	11.2	31	6
25)	Gurley, LA-R (RB)	563	48	11.7	53t	3
26)	V. Davis, Was. (TE)	542	35	15.5	69	1
27)	Shepard, NY-G	531	41	13.0	77t	1
28)	Watkins, LA-R	528	31	17.0	67t	6
29)	Thompson, Was. (RB)	510	39	13.1	74	4
30)	*McCaffrey, Car. (RB)	501	64	7.8	37	4
31)	Garcon, S.F.	500	40	12.5	59	0
32)	Sanu, Atl.	495	48	10.3	25	4
33)	Brate, T.B. (TE)	481	37	13.0	35	6
34)	Te. Williams, Dal.	476	41	11.6	56	0
35)	Graham, Sea. (TE)	473	52	9.1	33	9
36)	Rudolph, Min. (TE)	465	50	9.3	34	6
37)	Cobb, G.B.	463	43	10.8	46	2
38)	Hooper, Atl. (TE)	438	39	11.2	88t	3
39)	Witten, Dal. (TE)	437	51	8.6	28t	4
40)	Lockett, Sea.	425	35	12.1	54	1
41)	Nelson, Ariz	418	25	16.7	45t	2
42)	Grant, Was.	417	36	11.6	40t	4
43)	Dickson, Car. (TE)	415	28	14.8	64	1
44t)	Humphries, T.B.	410	43	9.5	38	0
44t)	Nelson, G.B.	410	43	9.5	58	6
46)	Ja. Brown, Ariz	401	25	16.0	52t	3
47)	Wright, Chi.	370	33	11.2	22	1
48)	Ebron, Det. (TE)	355	32	11.1	44	2
49)	Doctson, Was.	354	24	14.8	52t	5
50)	*Howard, T.B. (TE)	348	21	16.6	58t	4

WEEK 13 / THROUGH MONDAY, DECEMBER 4, 2017**NFC / THIRD-DOWN RECEIVING LEADERS**

Rank	Player, Team	Rec	Yards	Avg	Long	TD
1)	Thielen, Min.	27	365	13.5	38	0
2)	Fitzgerald, Ariz	25	281	11.2	33	0
3)	Tate, Det.	23	331	14.4	45t	2
4t)	Thomas, N.O.	20	226	11.3	28	1
4t)	*Taylor, S.F.	20	216	10.8	33	1
6t)	Brate, T.B. (TE)	19	241	12.7	28t	3
6t)	Crowder, Was.	19	238	12.5	38	1
6t)	Funchess, Car.	19	232	12.2	35	3
6t)	*Kupp, LA-R	19	226	11.9	28	2
10t)	Baldwin, Sea.	18	226	12.6	47	1
10t)	Jeffery, Phi.	18	226	12.6	20	1
12)	*Kamara, N.O. (RB)	17	111	6.5	22	1
13t)	Agholor, Phi.	16	342	21.4	72t	3
13t)	Woods, LA-R	16	202	12.6	52t	1
13t)	*Engram, NY-G (TE)	16	182	11.4	26	1
13t)	Diggs, Min.	16	179	11.2	59t	3
13t)	Bryant, Dal.	16	168	10.5	24	2
18t)	Ju. Jones, Atl.	15	219	14.6	51t	1
18t)	Ertz, Phi. (TE)	15	160	10.7	23	3
18t)	Sanu, Atl.	15	151	10.1	25	2
21t)	M. Jones, Det.	14	257	18.4	43t	3
21t)	*McCaffrey, Car. (RB)	14	175	12.5	21t	1
21t)	Lockett, Sea.	14	172	12.3	41	1
21t)	Gurley, LA-R (RB)	14	130	9.3	28	1
21t)	Hyde, S.F. (RB)	14	81	5.8	12	0
26t)	D. Adams, G.B.	13	212	16.3	55t	2
26t)	Grant, Was.	13	191	14.7	40t	3
26t)	Wright, Chi.	13	144	11.1	18	1
26t)	Rudolph, Min. (TE)	13	138	10.6	27	1
26t)	Nelson, G.B.	13	122	9.4	32t	3
26t)	McKinnon, Min. (RB)	13	62	4.8	12	0
32t)	Hooper, Atl. (TE)	12	228	19.0	88t	1
32t)	Cobb, G.B.	12	156	13.0	38	1
32t)	Shepard, NY-G	12	152	12.7	37	0
32t)	Humphries, T.B.	12	94	7.8	12	0
32t)	Sims, T.B. (RB)	12	89	7.4	15	1
32t)	Witten, Dal. (TE)	12	76	6.3	9	0
38t)	Thompson, Was. (RB)	11	179	16.3	74	2
38t)	Ginn, N.O.	11	161	14.6	27	1
38t)	Ja. Brown, Ariz	11	157	14.3	30	2
38t)	Beasley, Dal.	11	83	7.5	17	0
38t)	Graham, Sea. (TE)	11	79	7.2	14	1
43t)	V. Davis, Was. (TE)	10	111	11.1	26	1
43t)	Gabriel, Atl.	10	104	10.4	34	0
45t)	Goodwin, S.F.	9	182	20.2	83t	1
45t)	Watkins, LA-R	9	126	14.0	31	2
45t)	M. Evans, T.B.	9	125	13.9	31	1
45t)	Ebron, Det. (TE)	9	99	11.0	29t	2
45t)	Ingram, N.O. (RB)	9	52	5.8	14	0
45t)	Vereen, NY-G (RB)	9	37	4.1	8	0

WEEK 13 / THROUGH MONDAY, DECEMBER 4, 2017**NFC / LEADING SCORERS, NONKICKERS**

Rank	Player, Team	TD	Rush	Rec	Ret	X2	Pts
1)	*Kamara, N.O. (RB)	11	7	4	0	1	68
2)	Gurley, LA-R (RB)	11	8	3	0	0	66
3)	Graham, Sea. (TE)	9	0	9	0	1	56
4t)	E. Elliott, Dal. (RB)	9	7	2	0	0	54
4t)	Ingram, N.O. (RB)	9	9	0	0	0	54
6t)	Agholor, Phi. (WR)	8	0	7	1	0	48
6t)	Jeffery, Phi. (WR)	7	0	7	0	3	48
6t)	M. Jones, Det. (WR)	8	0	8	0	0	48
9t)	D. Adams, G.B. (WR)	7	0	7	0	0	42
9t)	T. Coleman, Atl. (RB)	7	5	2	0	0	42
9t)	Ertz, Phi. (TE)	7	0	7	0	0	42
12)	*Clement, Phi. (RB)	6	4	2	0	1	38
13t)	Brate, T.B. (TE)	6	0	6	0	0	36
13t)	*Engram, NY-G (TE)	6	0	6	0	0	36
13t)	Funchess, Car. (WR)	6	0	6	0	0	36
13t)	*McCaffrey, Car. (RB)	6	2	4	0	0	36
13t)	Nelson, G.B. (WR)	6	0	6	0	0	36
13t)	Rudolph, Min. (TE)	6	0	6	0	0	36
13t)	Thompson, Was. (RB)	6	2	4	0	0	36
13t)	Watkins, LA-R (WR)	6	0	6	0	0	36
21t)	Fitzgerald, Ariz (WR)	5	0	5	0	1	32
21t)	McKinnon, Min. (RB)	5	3	2	0	1	32
21t)	Newton, Car. (QB)	5	5	0	0	1	32
24t)	Bryant, Dal. (WR)	5	0	5	0	0	30
24t)	Diggs, Min. (WR)	5	0	5	0	0	30
24t)	Doctson, Was. (WR)	5	0	5	0	0	30
24t)	Freeman, Atl. (RB)	5	5	0	0	0	30
24t)	Howard, Chi. (RB)	5	5	0	0	0	30
24t)	Murray, Min. (RB)	5	5	0	0	0	30
24t)	Prescott, Dal. (QB)	5	5	0	0	0	30
24t)	P. Richardson, Sea. (WR)	5	0	5	0	0	30
32)	Baldwin, Sea. (WR)	4	0	4	0	1	26
33t)	Abdullah, Det. (RB)	4	3	1	0	0	24
33t)	Beasley, Dal. (WR)	4	0	4	0	0	24
33t)	*Cohen, Chi. (RB)	4	2	1	1	0	24
33t)	M. Evans, T.B. (WR)	4	0	4	0	0	24
33t)	Grant, Was. (WR)	4	0	4	0	0	24
33t)	*Howard, T.B. (TE)	4	0	4	0	0	24
33t)	Hyde, S.F. (RB)	4	4	0	0	0	24
33t)	*A. Jones, G.B. (RB)	4	4	0	0	0	24
33t)	Montgomery, G.B. (RB)	4	3	1	0	0	24
33t)	Sanu, Atl. (WR)	4	0	4	0	0	24
33t)	Stewart, Car. (RB)	4	3	1	0	0	24
33t)	*Williams, G.B. (RB)	4	3	1	0	0	24
33t)	Witten, Dal. (TE)	4	0	4	0	0	24
33t)	Woods, LA-R (WR)	4	0	4	0	0	24
47t)	Blount, Phi. (RB)	3	2	1	0	1	20
47t)	Darkwa, NY-G (RB)	3	3	0	0	1	20
49t)	*Beathard, S.F. (QB)	3	3	0	0	0	18
49t)	Beckham, NY-G (WR)	3	0	3	0	0	18
49t)	Ja. Brown, Ariz (WR)	3	0	3	0	0	18
49t)	Coleman, N.O. (WR)	3	0	3	0	0	18
49t)	Cousins, Was. (QB)	3	3	0	0	0	18
49t)	Fells, Det. (TE)	3	0	3	0	0	18
49t)	Ginn, N.O. (WR)	3	0	3	0	0	18
49t)	Hooper, Atl. (TE)	3	0	3	0	0	18
49t)	Jackson, T.B. (WR)	3	0	3	0	0	18
49t)	Ju. Jones, Atl. (WR)	3	0	3	0	0	18
49t)	Kelley, Was. (RB)	3	3	0	0	0	18
49t)	*Kupp, LA-R (WR)	3	0	3	0	0	18
49t)	McKissic, Sea. (RB)	3	1	2	0	0	18
49t)	Riddick, Det. (RB)	3	1	2	0	0	18
49t)	*Seals-Jones, Ariz (TE)	3	0	3	0	0	18
49t)	Tate, Det. (WR)	3	0	3	0	0	18
49t)	Thielen, Min. (WR)	3	0	3	0	0	18
49t)	Thomas, N.O. (WR)	3	0	3	0	0	18
49t)	Willson, Sea. (TE)	3	0	3	0	0	18
49t)	Wilson, Sea. (QB)	3	3	0	0	0	18

WEEK 13 / THROUGH MONDAY, DECEMBER 4, 2017**NFC / LEADING SCORERS, KICKERS**

Rank	Player, Team	PAT	FG	Pct	Long	Pts
1)	Zuerlein, LA-R	35/36	36/38	.947	56	143
2)	Lutz, N.O.	36/39	25/30	.833	53	111
3)	Prater, Det.	30/31	24/28	.857	58	102
4)	Bryant, Atl.	28/28	24/28	.857	53	100
5)	Forbath, Min.	25/30	24/28	.857	53	97
6)	Gould, S.F.	16/17	26/28	.929	52	94
7)	Gano, Car.	24/26	23/24	.958	48	93
8)	*Elliott, Cin.-Phi.	30/33	19/23	.826	61	87
9)	Walsh, Sea.	27/28	19/25	.760	49	84
10)	Dawson, Ariz	19/21	18/25	.720	57	73
11)	Crosby, G.B.	27/29	13/17	.765	50	66
12)	Rosas, NY-G	17/18	14/19	.737	52	59
13)	P. Murray, T.B.	12/12	14/16	.875	50	54
14)	Barth, Chi.	17/17	11/16	.688	54	50
15)	*Rose, Was.	17/18	10/11	.909	55	47
16)	Bailey, Dal.	21/21	8/ 8	1.000	56	45
17)	Hopkins, Was.	12/13	9/11	.818	48	39
18)	Nugent, Dal.	8/ 8	7/ 9	.778	48	29
19)	Santos, K.C.-Chi.	14/14	4/ 5	.800	39	26
20)	Folk, T.B.	7/ 9	6/11	.545	50	25
21)	Sturgis, Phi.	1/ 2	3/ 3	1.000	50	10
22)	Heath, Dal.	2/ 3	0/ 0	---	--	2

NFC / TOUCHBACKS ON KICKOFFS

Rank	Player, Team	TB
1)	Zuerlein, LA-R	66
2)	Gano, Car.	52
3)	Lutz, N.O.	48
4)	Pinion, S.F.	41
5)	Bosher, Atl.	39
6)	*Elliott, Cin.-Phi.	36
7)	Forbath, Min.	35
8)	Walsh, Sea.	32
9)	Crosby, G.B.	31
10)	Dawson, Ariz	27
11)	Bailey, Dal.	23
12)	*Rose, Was.	22
13)	Hopkins, Was.	20
14)	Rosas, NY-G	19
15t)	Barth, Chi.	17
15t)	Martin, Det.	17
17)	Locke, Det.	16
18t)	Folk, T.B.	13
18t)	P. Murray, T.B.	13
20)	Santos, K.C.-Chi.	12
21)	Nugent, Dal.	11
22)	Prater, Det.	4
23t)	Heath, Dal.	2
23t)	O'Donnell, Chi.	2
23t)	Sturgis, Phi.	2
26t)	Grugier-Hill, Phi.	1
26t)	Morstead, N.O.	1

WEEK 13 / THROUGH MONDAY, DECEMBER 4, 2017

NFC / MOST YARDS FROM SCRIMMAGE

Rank	Player, Team	Total			Rushing			Receiving		
		Yards	Att+Rec	Avg	Yards	Att	Avg	Yards	Rec	Avg
1)	Gurley, LA-R (RB)	1502	271	5.5	939	223	4.2	563	48	11.7
2)	*Kamara, N.O. (RB)	1220	145	8.4	606	86	7.0	614	59	10.4
3)	Ingram, N.O. (RB)	1177	222	5.3	922	180	5.1	255	42	6.1
4)	Ju. Jones, Atl. (WR)	1078	69	15.6	15	1	15.0	1063	68	15.6
5)	Thielen, Min. (WR)	1067	75	14.2	11	1	11.0	1056	74	14.3
6)	Hyde, S.F. (RB)	1000	226	4.4	693	174	4.0	307	52	5.9
7)	E. Elliott, Dal. (RB)	993	210	4.7	783	191	4.1	210	19	11.1
8)	Howard, Chi. (RB)	971	229	4.2	885	212	4.2	86	17	5.1
9)	Fitzgerald, Ariz (WR)	878	82	10.7	0	0	---	878	82	10.7
10)	Thomas, N.O. (WR)	875	75	11.7	0	0	---	875	75	11.7
11)	M. Jones, Det. (WR)	821	48	17.1	0	0	---	821	48	17.1
12)	T. Coleman, Atl. (RB)	806	151	5.3	561	130	4.3	245	21	11.7
13)	Thompson, Was. (RB)	804	103	7.8	294	64	4.6	510	39	13.1
14t)	Ajayi, Mia.-Phi. (RB)	789	186	4.2	694	167	4.2	95	19	5.0
14t)	Tate, Det. (WR)	789	76	10.4	22	5	4.4	767	71	10.8
16)	*McCaffrey, Car. (RB)	785	146	5.4	284	82	3.5	501	64	7.8
17)	Baldwin, Sea. (WR)	774	65	11.9	-8	2	-4.0	782	63	12.4
18)	D. Adams, G.B. (WR)	744	59	12.6	0	0	---	744	59	12.6
19)	M. Evans, T.B. (WR)	735	53	13.9	0	0	---	735	53	13.9
20)	Freeman, Atl. (RB)	733	148	5.0	589	128	4.6	144	20	7.2
21)	Woods, LA-R (WR)	715	49	14.6	12	2	6.0	703	47	15.0
22)	Blount, Phi. (RB)	709	149	4.8	684	145	4.7	25	4	6.3
23t)	Funchess, Car. (WR)	703	54	13.0	0	0	---	703	54	13.0
23t)	McKinnon, Min. (RB)	703	156	4.5	414	115	3.6	289	41	7.0
25)	Goodwin, S.F. (WR)	701	37	18.9	24	2	12.0	677	35	19.3
26)	Ginn, N.O. (WR)	694	50	13.9	26	6	4.3	668	44	15.2
27)	Jeffery, Phi. (WR)	680	47	14.5	0	0	---	680	47	14.5
28)	*Kupp, LA-R (WR)	665	51	13.0	0	0	---	665	51	13.0
29t)	Crowder, Was. (WR)	663	57	11.6	35	6	5.8	628	51	12.3
29t)	Ertz, Phi. (TE)	663	57	11.6	0	0	---	663	57	11.6
31)	Darkwa, NY-G (RB)	643	142	4.5	551	126	4.4	92	16	5.8
32)	Diggs, Min. (WR)	641	47	13.6	11	5	2.2	630	42	15.0
33)	Bryant, Dal. (WR)	639	58	11.0	0	0	---	639	58	11.0
34)	Abdullah, Det. (RB)	638	170	3.8	505	150	3.4	133	20	6.7
35)	Murray, Min. (RB)	632	156	4.1	572	146	3.9	60	10	6.0
36)	Jackson, T.B. (WR)	624	46	13.6	8	1	8.0	616	45	13.7
37t)	Agholor, Phi. (WR)	599	40	15.0	0	0	---	599	40	15.0
37t)	A. Peterson, N.O.-Ariz (RB)	599	167	3.6	529	156	3.4	70	11	6.4
39)	P. Richardson, Sea. (WR)	592	37	16.0	0	0	---	592	37	16.0
40)	*Perine, Was. (RB)	590	138	4.3	465	125	3.7	125	13	9.6
41)	Stewart, Car. (RB)	575	170	3.4	531	164	3.2	44	6	7.3
42)	*Cohen, Chi. (RB)	573	107	5.4	267	68	3.9	306	39	7.8
43)	*Engram, NY-G (TE)	569	51	11.2	0	0	---	569	51	11.2
44)	Shepard, NY-G (WR)	544	44	12.4	13	3	4.3	531	41	13.0
45)	V. Davis, Was. (TE)	542	35	15.5	0	0	---	542	35	15.5
46)	Watkins, LA-R (WR)	528	31	17.0	0	0	---	528	31	17.0
47t)	Newton, Car. (QB)	515	89	5.8	515	89	5.8	0	0	---
47t)	Riddick, Det. (RB)	515	93	5.5	182	54	3.4	333	39	8.5
49)	Sanu, Atl. (WR)	502	50	10.0	7	2	3.5	495	48	10.3
50)	Garcon, S.F. (WR)	500	40	12.5	0	0	---	500	40	12.5

WEEK 13 / THROUGH MONDAY, DECEMBER 4, 2017**NFC / LEADERS IN FIRST DOWNS**

Rank	Player, Team	Rush	Rec	Tot
1)	Gurley, LA-R (RB)	48	24	72
2)	*Kamara, N.O. (RB)	32	28	60
3)	Ingram, N.O. (RB)	41	13	54
4)	Ju. Jones, Atl. (WR)	1	51	52
5)	Fitzgerald, Ariz (WR)	0	50	50
6t)	E. Elliott, Dal. (RB)	45	4	49
6t)	Thielen, Min. (WR)	1	48	49
8)	Thomas, N.O. (WR)	0	48	48
9t)	Howard, Chi. (RB)	45	2	47
9t)	Hyde, S.F. (RB)	32	15	47
11)	Freeman, Atl. (RB)	36	8	44
12)	M. Evans, T.B. (WR)	0	42	42
13)	*McCaffrey, Car. (RB)	14	27	41
14t)	Ajayi, Mia.-Phi. (RB)	33	5	38
14t)	Ertz, Phi. (TE)	0	38	38
16t)	D. Adams, G.B. (WR)	0	37	37
16t)	Bryant, Dal. (WR)	0	37	37
18)	Baldwin, Sea. (WR)	0	36	36
19)	Jeffery, Phi. (WR)	0	35	35
20t)	Funchess, Car. (WR)	0	34	34
20t)	M. Jones, Det. (WR)	0	34	34
20t)	*Kupp, LA-R (WR)	0	34	34
20t)	McKinnon, Min. (RB)	18	16	34
20t)	Newton, Car. (QB)	34	0	34
20t)	Sanu, Atl. (WR)	2	32	34
20t)	Stewart, Car. (RB)	32	2	34
20t)	Tate, Det. (WR)	1	33	34
28t)	Darkwa, NY-G (RB)	27	6	33
28t)	Jackson, T.B. (WR)	0	33	33
28t)	Thompson, Was. (RB)	11	22	33
31t)	Abdullah, Det. (RB)	22	10	32
31t)	T. Coleman, Atl. (RB)	22	10	32
33)	Nelson, G.B. (WR)	0	31	31
34t)	Diggs, Min. (WR)	0	30	30
34t)	*Engram, NY-G (TE)	0	30	30
34t)	Goodwin, S.F. (WR)	1	29	30
34t)	P. Richardson, Sea. (WR)	0	30	30
34t)	Woods, LA-R (WR)	0	30	30
39t)	Crowder, Was. (WR)	1	28	29
39t)	Ginn, N.O. (WR)	1	28	29
39t)	Graham, Sea. (TE)	0	29	29
42t)	Blount, Phi. (RB)	26	2	28
42t)	Murray, Min. (RB)	27	1	28
42t)	Rudolph, Min. (TE)	0	28	28
45)	Watkins, LA-R (WR)	0	27	27
46t)	Brate, T.B. (TE)	0	26	26
46t)	Shepard, NY-G (WR)	1	25	26
46t)	Wentz, Phi. (QB)	26	0	26
46t)	*Williams, G.B. (RB)	19	7	26
46t)	Te. Williams, Dal. (WR)	1	25	26

WEEK 13 / THROUGH MONDAY, DECEMBER 4, 2017**NFC / LEADING PUNTERS**

Rank	Player, Team	No	Yards	Lg	Avg	TB	Blk	Dwn	OB	Opp Ret	In	Net
1)	Morstead, N.O.	41	1974	68	48.1	2	0	6	5	18	216	19 41.9
2)	Hekker, LA-R	44	2077	70	47.2	2	0	6	11	15	79	22 44.5
3)	O'Donnell, Chi.	64	2996	69	46.8	5	0	8	6	32	376	22 39.4
4)	Palardy, Car.	51	2387	63	46.8	4	0	7	6	19	89	19 43.5
5)	Lee, Ariz	64	2990	60	46.7	5	0	10	4	36	416	23 38.7
6)	D. Jones, Phi.	45	2071	61	46.0	4	0	9	4	20	135	15 41.2
7)	Bosher, Atl.	37	1668	62	45.1	2	0	3	3	14	91	14 41.5
8)	*Vogel, G.B.	53	2382	62	44.9	0	0	7	4	22	112	14 42.8
9)	Wing, NY-G	70	3142	69	44.9	5	1	12	6	35	357	13 37.8
10)	Ryan, Sea.	64	2862	74	44.7	4	0	9	7	28	204	24 40.3
11)	Way, Was.	55	2457	62	44.7	5	0	5	2	24	296	23 37.5
12)	Pinion, S.F.	64	2787	59	43.5	1	0	9	7	26	129	27 41.2
13)	C. Jones, Dal.	50	2176	62	43.5	2	0	9	7	13	58	28 41.6
14)	Anger, T.B.	55	2368	62	43.1	4	1	7	5	20	124	20 38.6
15)	Quigley, Min.	48	2011	55	41.9	0	0	1	7	16	93	18 40.0

NFC / LEADING PUNTERS, NET AVERAGE

Rank	Player, Team	No	Yards	Lg	Avg	TB	Blk	Dwn	OB	Opp Ret	In	Net
1)	Hekker, LA-R	44	2077	70	47.2	2	0	6	11	15	79	22 44.5
2)	Palardy, Car.	51	2387	63	46.8	4	0	7	6	19	89	19 43.5
3)	*Vogel, G.B.	53	2382	62	44.9	0	0	7	4	22	112	14 42.8
4)	Morstead, N.O.	41	1974	68	48.1	2	0	6	5	18	216	19 41.9
5)	C. Jones, Dal.	50	2176	62	43.5	2	0	9	7	13	58	28 41.6
6)	Bosher, Atl.	37	1668	62	45.1	2	0	3	3	14	91	14 41.5
7)	D. Jones, Phi.	45	2071	61	46.0	4	0	9	4	20	135	15 41.2
8)	Pinion, S.F.	64	2787	59	43.5	1	0	9	7	26	129	27 41.2
9)	Ryan, Sea.	64	2862	74	44.7	4	0	9	7	28	204	24 40.3
10)	Quigley, Min.	48	2011	55	41.9	0	0	1	7	16	93	18 40.0
11)	O'Donnell, Chi.	64	2996	69	46.8	5	0	8	6	32	376	22 39.4
12)	Lee, Ariz	64	2990	60	46.7	5	0	10	4	36	416	23 38.7
13)	Anger, T.B.	55	2368	62	43.1	4	1	7	5	20	124	20 38.6
14)	Wing, NY-G	70	3142	69	44.9	5	1	12	6	35	357	13 37.8
15)	Way, Was.	55	2457	62	44.7	5	0	5	2	24	296	23 37.5

WEEK 13 / THROUGH MONDAY, DECEMBER 4, 2017**NFC / PUNT RETURN LEADERS**

Rank	Player, Team	Ret	FC	Yards	Avg	Long	TD
1)	*Agnew, Det.	22	10	370	16.8	88t	2
2)	Cooper, LA-R	21	5	265	12.6	40	0
3)	Barner, Phi.	18	14	200	11.1	76	0
4)	Sherels, Min.	21	19	215	10.2	46	0
5)	*Cohen, Chi.	22	10	223	10.1	61t	1
6)	*Switzer, Dal.	19	6	180	9.5	83t	1
7)	*Taylor, S.F.	22	12	206	9.4	39	0
8)	Davis, G.B.	15	17	136	9.1	33	0
9)	Roberts, Atl.	16	13	133	8.3	27	0
10)	*McCaffrey, Car.	22	9	162	7.4	25	0
11)	K. Williams, Ariz	21	20	137	6.5	20	0
12)	Lockett, Sea.	26	20	166	6.4	21	0
13)	Ginn, N.O.	19	13	103	5.4	17	0
14)	Crowder, Was.	18	16	92	5.1	18	0

NFC / KICKOFF RETURN LEADERS

Rank	Player, Team	Ret	Yards	Avg	Long	TD
1)	Cooper, LA-R	26	747	28.7	103t	1
2)	*Switzer, Dal.	18	469	26.1	61	0
3)	Lockett, Sea.	23	590	25.7	57	0
4)	Davis, G.B.	22	526	23.9	34	0
5)	*Cohen, Chi.	18	415	23.1	46	0
6)	Roberts, Atl.	30	646	21.5	61	0
7)	*Bolden, S.F.	17	354	20.8	34	0
8)	K. Williams, Ariz	16	326	20.4	28	0

WEEK 13 / THROUGH MONDAY, DECEMBER 4, 2017**NFC / LEADERS IN INTERCEPTIONS**

Rank	Player, Team	Int	Yards	Avg	Long	TD
1t)	Slay, Det.	4	52	13.0	37	0
1t)	Randall, G.B.	4	35	8.8	21t	1
1t)	Fuller, Was.	4	4	1.0	3	0
4t)	Jenkins, NY-G	3	113	37.7	53t	2
4t)	Joyner, LA-R	3	104	34.7	46	1
4t)	McLeod, Phi.	3	67	22.3	50	0
4t)	Quin, Det.	3	62	20.7	37t	1
4t)	Mills, Phi.	3	53	17.7	37t	1
4t)	Vaccaro, N.O.	3	41	13.7	30	0
4t)	Bethea, Ariz	3	37	12.3	21	0
4t)	Swearinger, Was.	3	32	10.7	31	0
4t)	Barron, LA-R	3	29	9.7	15	0
4t)	*J. Evans, T.B.	3	28	9.3	15	0
4t)	Smith, Min.	3	25	8.3	19	0
4t)	Kuechly, Car.	3	23	7.7	23	0
4t)	Robinson, Phi.	3	17	5.7	17	0
17t)	Thomas, Sea.	2	97	48.5	78t	1
17t)	C. Graham, Phi.	2	73	36.5	59	0
17t)	Grimes, T.B.	2	67	33.5	39	0
17t)	Robey-Coleman, LA-R	2	56	28.0	31	0
17t)	McClain, T.B.	2	53	26.5	47t	1
17t)	*Lattimore, N.O.	2	52	26.0	27t	1
17t)	Trufant, Atl.	2	43	21.5	43	0
17t)	Adams, Car.	2	42	21.0	40	0
17t)	Alexander, T.B.	2	42	21.0	22	0
17t)	T. Johnson, LA-R	2	39	19.5	39t	1
17t)	Armstrong, S.F.-NY-G	2	29	14.5	29	0
17t)	Rhodes, Min.	2	23	11.5	21	0
17t)	Collins, NY-G	2	21	10.5	21	0
17t)	Waynes, Min.	2	21	10.5	18	0
17t)	Sherman, Sea.	2	20	10.0	19	0
17t)	Heath, Dal.	2	17	8.5	14	0
17t)	A. Brown, Dal.	2	16	8.0	16	0
17t)	Mathieu, Ariz	2	16	8.0	15	0
17t)	*Douglas, Phi.	2	7	3.5	7	0
17t)	Wagner, Sea.	2	7	3.5	7	0
17t)	P. Williams, N.O.	2	7	3.5	7	0
17t)	Clinton-Dix, G.B.	2	3	1.5	3	0
17t)	Jenkins, Phi.	2	0	0.0	0	0
17t)	Reid, S.F.	2	0	0.0	0	0

WEEK 13 / THROUGH MONDAY, DECEMBER 4, 2017**NFC / LEADERS IN SACKS**

Rank	Player, Team	Sacks
1)	Lawrence, Dal. (DE)	13.5
2)	Jones, Ariz (LB)	13.0
3)	Griffen, Min. (DE)	12.0
4)	Jordan, N.O. (DE)	10.0
5)	Kerrigan, Was. (LB)	9.0
6t)	Addison, Car. (DE)	8.5
6t)	B. Graham, Phi. (DE)	8.5
6t)	Peppers, Car. (DE)	8.5
9t)	Clayborn, Atl. (DE)	8.0
9t)	Donald, LA-R (DE)	8.0
11)	Bennett, Sea. (DE)	7.5
12t)	Clark, Sea. (DE)	7.0
12t)	Hicks, Chi. (DE)	7.0
12t)	Irving, Dal. (DT)	7.0
12t)	Perry, G.B. (LB)	7.0
16t)	Pierre-Paul, NY-G (DE)	6.5
16t)	Zettel, Det. (DE)	6.5
18t)	Hunter, Min. (DE)	6.0
18t)	Matthews, G.B. (LB)	6.0
20t)	Cox, Phi. (DT)	5.5
20t)	Dumervil, S.F. (DE)	5.5
22t)	Ansah, Det. (DE)	5.0
22t)	*Barnett, Phi. (DE)	5.0
22t)	Longacre, LA-R (LB)	5.0
22t)	McCoy, T.B. (DT)	5.0
22t)	*McKinley, Atl. (DE)	5.0
22t)	Smith, Was. (LB)	5.0
28t)	Floyd, Chi. (LB)	4.5
28t)	Okafor, N.O. (DE)	4.5
28t)	Quinn, LA-R (LB)	4.5
31t)	Barwin, LA-R (LB)	4.0
31t)	Beasley, Atl. (LB)	4.0
31t)	Crawford, Dal. (DE)	4.0
31t)	Daniels, G.B. (DE)	4.0
31t)	McPhee, Chi. (LB)	4.0
31t)	Reed, Atl. (DE)	4.0
31t)	Short, Car. (DT)	4.0
31t)	Westbrooks, LA-R (DE)	4.0
39t)	Bell, N.O. (DB)	3.5
39t)	Ioannidis, Was. (DT)	3.5
39t)	Pierre, Ariz (DT)	3.5
39t)	Vernon, NY-G (DE)	3.5
43t)	Brockers, LA-R (NT)	3.0
43t)	Clarke, T.B. (DE)	3.0
43t)	Curry, Phi. (DE)	3.0
43t)	Freeney, Sea.-Det. (DE)	3.0
43t)	Horton, Car. (DE)	3.0
43t)	Kennard, NY-G (LB)	3.0
43t)	Kikaha, N.O. (LB)	3.0
43t)	Long, Phi. (DE)	3.0
43t)	McDonald, T.B. (DT)	3.0

WEEK 13 / THROUGH MONDAY, DECEMBER 4, 2017**NFC / FUMBLE RECOVERIES**

Rank	Player, Team	TotRec	OffRec	DefRec
1)	Winston, T.B.	7	7	0
2)	Wilson, Sea.	5	5	0
3t)	David, T.B.	4	0	4
3t)	*Trubisky, Chi.	4	4	0
3t)	Wentz, Phi.	4	4	0
6t)	Brees, N.O.	3	3	0
6t)	Cousins, Was.	3	3	0
6t)	Glennon, Chi.	3	3	0
6t)	Kuechly, Car.	3	1	2
6t)	Manning, NY-G	3	3	0
6t)	Raymond, NY-J-NY-G	3	3	0
6t)	Trufant, Atl.	3	1	2
13t)	*Agnew, Det.	2	2	0
13t)	Apple, NY-G	2	0	2
13t)	Clayborn, Atl.	2	0	2
13t)	Collins, NY-G	2	0	2
13t)	M. Collins, Dal.	2	0	2
13t)	Gabbert, Ariz	2	2	0
13t)	Ginn, N.O.	2	2	0
13t)	Harris, Min.	2	0	2
13t)	Havenstein, LA-R	2	2	0
13t)	Hicks, Chi.	2	0	2
13t)	Lawrence, Dal.	2	0	2
13t)	Martinez, G.B.	2	0	2
13t)	Massie, Chi.	2	2	0
13t)	Newton, Car.	2	2	0
13t)	Palmer, Ariz	2	2	0
13t)	Reed, Was.	2	2	0
13t)	S. Richardson, Sea.	2	0	2
13t)	Roberts, Atl.	2	2	0
13t)	Robertson, N.O.	2	0	2
13t)	Rollins, G.B.	2	0	2
13t)	Stafford, Det.	2	2	0
13t)	Stewart, Car.	2	2	0
13t)	Whitehead, Det.	2	0	2

WEEK 13 / THROUGH MONDAY, DECEMBER 4, 2017**NFC / OFFENSIVE FUMBLE RECOVERIES**

Rank	Player, Team	Ret	Yards	Avg	Long	TD
1)	Winston, T.B.	7	0	0.0	0	0
2)	Wilson, Sea.	5	0	0.0	0	0
3t)	*Trubisky, Chi.	4	0	0.0	0	0
3t)	Wentz, Phi.	4	0	0.0	0	0
5t)	Brees, N.O.	3	0	0.0	0	0
5t)	Cousins, Was.	3	0	0.0	0	0
5t)	Glennon, Chi.	3	0	0.0	0	0
5t)	Manning, NY-G	3	0	0.0	0	0
5t)	Raymond, NY-J-NY-G	3	0	0.0	0	0
10t)	*Agnew, Det.	2	0	0.0	0	0
10t)	Gabbert, Ariz	2	0	0.0	0	0
10t)	Ginn, N.O.	2	0	0.0	0	0
10t)	Havenstein, LA-R	2	0	0.0	0	0
10t)	Massie, Chi.	2	0	0.0	0	0
10t)	Newton, Car.	2	0	0.0	0	0
10t)	Palmer, Ariz	2	0	0.0	0	0
10t)	Roberts, Atl.	2	0	0.0	0	0
10t)	Stafford, Det.	2	0	0.0	0	0
10t)	Stewart, Car.	2	0	0.0	0	0
10t)	Reed, Was.	2	-2	-1.0	0	0

NFC / DEFENSIVE FUMBLE RECOVERIES

Rank	Player, Team	Ret	Yards	Avg	Long	TD
1)	David, T.B.	4	21	5.3	21t	1
2t)	Kuechly, Car.	2	34	17.0	34t	1
2t)	Collins, NY-G	2	33	16.5	32	0
2t)	S. Richardson, Sea.	2	20	10.0	20	0
2t)	Trufant, Atl.	2	15	7.5	15t	1
2t)	Clayborn, Atl.	2	10	5.0	10t	1
2t)	Robertson, N.O.	2	8	4.0	8	0
2t)	M. Collins, Dal.	2	6	3.0	6	0
2t)	Whitehead, Det.	2	5	2.5	5	0
2t)	Apple, NY-G	2	0	0.0	0	0
2t)	Harris, Min.	2	0	0.0	0	0
2t)	Hicks, Chi.	2	0	0.0	0	0
2t)	Lawrence, Dal.	2	0	0.0	0	0
2t)	Martinez, G.B.	2	0	0.0	0	0
2t)	Rollins, G.B.	2	0	0.0	0	0

WEEK 13 / THROUGH MONDAY, DECEMBER 4, 2017

NFL / LEADING PASSERS

Player, Team	Att	Comp	Pct		Avg		Pct			Pct Rating	
			Comp	Yds	Gain	TD	TD	Long	Int	Int	Points
Brady, N.E.	438	300	68.5	3632	8.29	26	5.9	64t	4	0.9	109.7
A. Smith, K.C.	402	273	67.9	3239	8.06	23	5.7	79t	4	1.0	107.2
Brees, N.O.	407	291	71.5	3298	8.10	17	4.2	54	5	1.2	104.2
A. Rodgers, G.B.	193	128	66.3	1385	7.18	13	6.7	72	3	1.6	103.2
*Watson, Hou.	204	126	61.8	1699	8.33	19	9.3	72t	8	3.9	103.0
Wentz, Phi.	399	242	60.7	3005	7.53	29	7.3	72t	6	1.5	102.0
Cousins, Was.	413	275	66.6	3289	7.96	21	5.1	74	8	1.9	99.6
Keenum, Min.	360	243	67.5	2703	7.51	16	4.4	65t	5	1.4	98.6
Goff, LA-R	392	244	62.2	3184	8.12	20	5.1	94t	6	1.5	98.4
Stafford, Det.	424	271	63.9	3302	7.79	22	5.2	63	7	1.7	98.2
Wilson, Sea.	442	276	62.4	3256	7.37	26	5.9	66	8	1.8	96.9
McCown, NY-J	385	261	67.8	2880	7.48	18	4.7	69t	8	2.1	96.7
Rivers, LA-C	431	272	63.1	3292	7.64	21	4.9	75t	7	1.6	96.0
Ryan, Atl.	390	260	66.7	3057	7.84	16	4.1	88t	8	2.1	95.4
Dalton, Cin.	360	222	61.7	2606	7.24	20	5.6	77t	8	2.2	92.9
Carr, Oak.	379	244	64.4	2731	7.21	17	4.5	64t	8	2.1	91.9
Winston, T.B.	291	180	61.9	2190	7.53	12	4.1	58t	6	2.1	90.1
Roethlisberger, Pit.	436	274	62.8	3238	7.43	22	5.0	97t	13	3.0	89.8
Taylor, Buf.	326	206	63.2	2090	6.41	12	3.7	47	4	1.2	88.6
Prescott, Dal.	369	232	62.9	2420	6.56	18	4.9	72t	9	2.4	87.9
Palmer, Ariz	267	164	61.4	1978	7.41	9	3.4	46	7	2.6	84.4
Manning, NY-G	395	247	62.5	2411	6.10	14	3.5	77t	7	1.8	84.1
Bortles, Jac.	383	229	59.8	2553	6.67	14	3.7	52	8	2.1	83.2
Brissett, Ind.	359	217	60.4	2542	7.08	10	2.8	80t	7	1.9	83.1
Newton, Car.	377	228	60.5	2583	6.85	16	4.2	64	11	2.9	83.0
Cutler, Mia.	302	193	63.9	1837	6.08	15	5.0	36	11	3.6	82.1
Mariota, Ten.	329	208	63.2	2423	7.36	10	3.0	75t	12	3.6	80.4
Flacco, Bal.	387	252	65.1	2144	5.54	11	2.8	66	11	2.8	77.1
Hoyer, S.F.-N.E.	208	122	58.7	1282	6.16	4	1.9	59	4	1.9	75.0
*Trubisky, Chi.	193	106	54.9	1237	6.41	5	2.6	70	4	2.1	74.6
Siemian, Den.	309	182	58.9	2018	6.53	11	3.6	44	13	4.2	72.7
Savage, Hou.	211	119	56.4	1349	6.39	5	2.4	57	6	2.8	71.8
Hundley, G.B.	206	126	61.2	1269	6.16	5	2.4	55t	8	3.9	70.6
*Beathard, S.F.	224	123	54.9	1430	6.38	4	1.8	83t	6	2.7	69.2
*Kizer, Cle.	345	181	52.5	2038	5.91	6	1.7	44	15	4.3	58.1

NFL / LEADING PASSERS, RANKS

Player, Team	Att	Comp	Pct		Avg		Pct			Pct Rating	
			Comp	Yds	Gain	TD	TD	Long	Int	Int	Points
Brady, N.E.	2	1	2	1	2	2t	4		2t	1	1
A. Smith, K.C.	8	6	3	7	5	4	6		2t	2	2
Brees, N.O.	7	2	1	3	4	14t	19		7t	4	3
A. Rodgers, G.B.	34t	29	8	31	20	22	3		1	8	4
*Watson, Hou.	33	30t	22	29	1	11	1		19t	33	5
Wentz, Phi.	9	16	26	11	10	1	2		9t	6	6
Cousins, Was.	6	4	7	5	6	7t	10		19t	14	7
Keenum, Min.	19t	15	5	14	12	16t	17		7t	5	8
Goff, LA-R	11	13t	20	9	3	9t	9		9t	7	9
Stafford, Det.	5	8	11	2	8	5t	8		14t	10	10
Wilson, Sea.	1	3	19	6	16	2t	5		19t	12	11
McCown, NY-J	14	9	4	12	13	12t	15		19t	19	12
Rivers, LA-C	4	7	15	4	9	7t	14		14t	9	13
Ryan, Atl.	12	10	6	10	7	16t	21		19t	16	14
Dalton, Cin.	19t	20	23	15	18	9t	7		19t	22	15
Carr, Oak.	16	13t	10	13	19	14t	16		19t	21	16
Winston, T.B.	27	27	21	22	11	23t	20		9t	17	17
Roethlisberger, Pit.	3	5	17	8	14	5t	11		33t	29	18
Taylor, Buf.	24	23	14	24	26	23t	22		2t	3	19
Prescott, Dal.	18	17	16	20	24	12t	13		28	23	20
Palmer, Ariz	28	28	24	27	15	29	26		14t	24	21
Manning, NY-G	10	12	18	21	32	20t	25		14t	11	22
Bortles, Jac.	15	18	29	17	23	20t	23		19t	20	23
Brissett, Ind.	21	21	28	18	21	27t	29		14t	15	24
Newton, Car.	17	19	27	16	22	16t	18		29t	28	25
Cutler, Mia.	26	24	12	28	33	19	12		29t	30	26
Mariota, Ten.	23	22	13	19	17	27t	27		32	31	27
Flacco, Bal.	13	11	9	23	35	25t	28		29t	26	28
Hoyer, S.F.-N.E.	31	33	31	33	30	36t	33		2t	13	29
*Trubisky, Chi.	34t	35	33	35	27	33t	30		2t	18	30
Siemian, Den.	25	25	30	26	25	25t	24		33t	34	31
Savage, Hou.	30	34	32	32	28	33t	32		9t	27	32
Hundley, G.B.	32	30t	25	34	31	33t	31		19t	32	33
*Beathard, S.F.	29	32	34	30	29	36t	34		9t	25	34
*Kizer, Cle.	22	26	35	25	34	31t	35		35	35	35

WEEK 13 / THROUGH MONDAY, DECEMBER 4, 2017**NFL / FOURTH-QUARTER PASSING LEADERS**

Rank	Player, Team	Att	Comp	Comp%	Yards	YPA	TD	TD%	Int	Int%	Rating
1)	Wilson, Sea.	114	80	70.2	1028	9.02	15	13.2	1	0.9	134.1
2)	Brees, N.O.	103	81	78.6	938	9.11	6	5.8	1	1.0	120.0
3)	A. Rodgers, G.B.	54	34	63.0	359	6.65	6	11.1	0	0.0	119.3
4)	Rivers, LA-C	110	69	62.7	822	7.47	8	7.3	1	0.9	105.9
5)	Fitzpatrick, T.B.	52	33	63.5	380	7.31	4	7.7	1	1.9	103.0
6)	Ryan, Atl.	105	68	64.8	851	8.10	7	6.7	3	2.9	100.1
7)	Cutler, Mia.	85	55	64.7	566	6.66	5	5.9	1	1.2	98.5
8)	*Watson, Hou.	58	33	56.9	588	10.14	6	10.3	4	6.9	97.5
9)	Winston, T.B.	82	56	68.3	756	9.22	5	6.1	4	4.9	97.4
10)	Stafford, Det.	107	61	57.0	903	8.44	9	8.4	4	3.7	97.2
11)	Roethlisberger, Pit.	107	72	67.3	822	7.68	6	5.6	3	2.8	97.2
12)	Hoyer, S.F.-N.E.	60	34	56.7	367	6.12	4	6.7	0	0.0	97.0
13)	Brady, N.E.	93	62	66.7	656	7.05	4	4.3	1	1.1	96.9
14)	Carr, Oak.	124	78	62.9	890	7.18	6	4.8	2	1.6	93.8
15)	Cousins, Was.	117	79	67.5	886	7.57	6	5.1	4	3.4	92.8
16)	Manning, NY-G	122	77	63.1	847	6.94	7	5.7	3	2.5	92.5
17)	Taylor, Buf.	75	52	69.3	508	6.77	2	2.7	1	1.3	91.4
18)	Wentz, Phi.	88	54	61.4	605	6.88	5	5.7	2	2.3	91.3
19)	Keenum, Min.	77	49	63.6	524	6.81	3	3.9	1	1.3	91.0
20)	A. Smith, K.C.	121	76	62.8	906	7.49	5	4.1	3	2.5	89.1
21)	Moore, Mia.	53	33	62.3	417	7.87	4	7.5	3	5.7	88.3
22)	McCown, NY-J	107	71	66.4	788	7.36	4	3.7	4	3.7	84.9
23)	Glennon, Chi.	69	45	65.2	410	5.94	2	2.9	1	1.4	84.8
24)	Palmer, Ariz	80	46	57.5	573	7.16	2	2.5	1	1.3	83.0
25)	Mariota, Ten.	82	47	57.3	549	6.70	4	4.9	3	3.7	78.8
26)	Prescott, Dal.	104	64	61.5	751	7.22	6	5.8	6	5.8	78.6
27)	Osweiler, Den.	39	23	59.0	196	5.03	2	5.1	1	2.6	78.6
28)	Siemian, Den.	95	59	62.1	688	7.24	4	4.2	5	5.3	76.1
29)	Goff, LA-R	82	48	58.5	623	7.60	2	2.4	3	3.7	75.4
30)	Flacco, Bal.	102	66	64.7	527	5.17	3	2.9	3	2.9	75.1
31)	Dalton, Cin.	77	41	53.2	456	5.92	2	2.6	1	1.3	74.4
32)	Newton, Car.	81	44	54.3	453	5.59	4	4.9	4	4.9	66.5
33)	Stanton, Ariz	33	16	48.5	182	5.52	0	0.0	0	0.0	65.5
34)	Savage, Hou.	60	34	56.7	434	7.23	1	1.7	3	5.0	64.2
35)	Hundley, G.B.	79	48	60.8	508	6.43	1	1.3	4	5.1	62.6
36)	*Beathard, S.F.	73	40	54.8	375	5.14	1	1.4	2	2.7	62.3
37)	*Trubisky, Chi.	67	36	53.7	354	5.28	2	3.0	3	4.5	60.2
38)	Brissett, Ind.	103	58	56.3	562	5.46	0	0.0	3	2.9	59.6
39)	Bortles, Jac.	79	45	57.0	454	5.75	1	1.3	4	5.1	56.6
40)	*Kizer, Cle.	127	62	48.8	717	5.65	2	1.6	6	4.7	51.9
41)	Gabbert, Ariz	42	22	52.4	279	6.64	1	2.4	3	7.1	51.6

NFL / THIRD-DOWN PASSING LEADERS

Rank	Player, Team	Att	Comp	Comp%	Yards	YPA	TD	TD%	Int	Int%	Rating
1)	Wentz, Phi.	110	73	66.4	1043	9.48	12	10.9	2	1.8	125.7
2)	Stafford, Det.	116	69	59.5	905	7.80	9	7.8	1	0.9	106.4
3)	McCown, NY-J	120	85	70.8	1043	8.69	6	5.0	3	2.5	103.6
4)	Brady, N.E.	110	69	62.7	901	8.19	7	6.4	2	1.8	102.1
5)	Goff, LA-R	118	76	64.4	858	7.27	7	5.9	2	1.7	98.8
6)	Ryan, Atl.	101	65	64.4	802	7.94	5	5.0	2	2.0	97.1
7)	*Trubisky, Chi.	65	40	61.5	502	7.72	2	3.1	0	0.0	95.8
8)	Dalton, Cin.	100	58	58.0	667	6.67	10	10.0	4	4.0	94.9
9)	Brees, N.O.	114	77	67.5	859	7.54	4	3.5	2	1.8	94.2
10)	Cousins, Was.	123	77	62.6	928	7.54	8	6.5	4	3.3	93.8
11)	Flacco, Bal.	108	66	61.1	620	5.74	5	4.6	1	0.9	88.5
12)	Taylor, Buf.	107	70	65.4	707	6.61	5	4.7	3	2.8	88.0
13)	A. Smith, K.C.	98	57	58.2	654	6.67	4	4.1	1	1.0	87.7
14)	Keenum, Min.	111	72	64.9	771	6.95	3	2.7	2	1.8	86.6
15)	Rivers, LA-C	128	78	60.9	1028	8.03	6	4.7	5	3.9	85.7
16)	Manning, NY-G	110	65	59.1	667	6.06	4	3.6	1	0.9	84.9
17)	Prescott, Dal.	106	66	62.3	633	5.97	4	3.8	2	1.9	83.6
18)	Carr, Oak.	103	65	63.1	757	7.35	4	3.9	4	3.9	82.1
19)	Brissett, Ind.	112	63	56.3	756	6.75	4	3.6	2	1.8	81.5
20)	Palmer, Ariz	75	44	58.7	552	7.36	2	2.7	2	2.7	79.4
21)	Wilson, Sea.	116	67	57.8	685	5.91	4	3.4	2	1.7	79.1
22)	Winston, T.B.	72	39	54.2	490	6.81	3	4.2	2	2.8	77.9
23)	Savage, Hou.	68	34	50.0	484	7.12	2	2.9	1	1.5	77.1
24)	Cutler, Mia.	80	49	61.3	508	6.35	3	3.8	3	3.8	76.5
25)	Hoyer, S.F.-N.E.	61	36	59.0	293	4.80	2	3.3	1	1.6	75.4
26)	Bortles, Jac.	125	72	57.6	760	6.08	4	3.2	4	3.2	72.8
27)	Roethlisberger, Pit.	118	66	55.9	818	6.93	7	5.9	7	5.9	72.6
28)	Mariota, Ten.	103	58	56.3	638	6.19	2	1.9	3	2.9	69.2
29)	Siemian, Den.	87	47	54.0	535	6.15	4	4.6	4	4.6	68.9
30)	Newton, Car.	114	62	54.4	805	7.06	7	6.1	9	7.9	64.4
31)	*Kizer, Cle.	88	44	50.0	569	6.47	0	0.0	4	4.5	51.8

WEEK 13 / THROUGH MONDAY, DECEMBER 4, 2017**NFL / LEADING RUSHERS**

Rank	Player, Team	Att	Yards	Avg	Long	TD
1)	Bell, Pit.	270	1057	3.9	27	5
2)	Gurley, LA-R	223	939	4.2	36	8
3)	*K. Hunt, K.C.	193	930	4.8	69t	4
4)	Ingram, N.O.	180	922	5.1	72	9
5)	Howard, Chi.	212	885	4.2	53	5
6)	McCoy, Buf.	207	851	4.1	48t	4
7)	*Fournette, Jac.	207	822	4.0	90t	7
8)	E. Elliott, Dal.	191	783	4.1	30	7
9)	Gordon, LA-C	207	775	3.7	87t	5
10)	L. Miller, Hou.	194	711	3.7	21	3
11)	Collins, Bal.	144	705	4.9	50	4
12)	Ajayi, Mia.-Phi.	167	694	4.2	71	1
13)	Hyde, S.F.	174	693	4.0	61	4
14)	Blount, Phi.	145	684	4.7	68	2
15)	C. Anderson, Den.	159	652	4.1	40	2
16)	Gore, Ind.	174	632	3.6	21	3
17)	Henry, Ten.	125	629	5.0	75t	4
18)	*Kamara, N.O.	86	606	7.0	74t	7
19)	Crowell, Cle.	155	595	3.8	27	2
20)	D. Lewis, N.E.	112	590	5.3	44	3
21)	Freeman, Atl.	128	589	4.6	44	5
22)	Murray, Min.	146	572	3.9	46	5
23)	T. Coleman, Atl.	130	561	4.3	52	5
24)	Lynch, Oak.	140	558	4.0	51t	6
25)	Darkwa, NY-G	126	551	4.4	47	3
26)	Stewart, Car.	164	531	3.2	18	3
27)	A. Peterson, N.O.-Ariz	156	529	3.4	27t	2
28t)	*Mixon, Cin.	157	518	3.3	25	4
28t)	Murray, Ten.	140	518	3.7	75t	5
30)	Newton, Car. (QB)	89	515	5.8	69	5
31)	Abdullah, Det.	150	505	3.4	34	3
32)	Powell, NY-J	120	502	4.2	75t	3
33)	*Perine, Was.	125	465	3.7	30	1
34)	Wilson, Sea. (QB)	71	432	6.1	29	3
35)	Morris, Dal.	78	423	5.4	70	1
36)	Allen, Bal.	121	422	3.5	37	2
37)	McKinnon, Min.	115	414	3.6	58t	3
38)	*A. Jones, G.B.	71	390	5.5	46t	4
39)	Martin, T.B.	119	376	3.2	27	2
40)	Gillislee, N.E.	98	355	3.6	16	4
41)	*Cook, Min.	74	354	4.8	33	2
42)	*Williams, G.B.	91	337	3.7	25	3
43)	Taylor, Buf. (QB)	69	334	4.8	32	3
44)	*Foreman, Hou.	78	327	4.2	39	2
45)	Forte, NY-J	82	325	4.0	20	2
46)	Drake, Mia.	65	320	4.9	66t	2
47)	*Kizer, Cle. (QB)	59	308	5.2	20	5
48)	A. Smith, K.C. (QB)	48	305	6.4	70	1
49)	*McGuire, NY-J	79	300	3.8	69t	1
50)	Charles, Den.	69	296	4.3	19	1

WEEK 13 / THROUGH MONDAY, DECEMBER 4, 2017**NFL / THIRD-AND-ONE RUSHING LEADERS**

Rank	Player, Team	Att	FD	Pct
1t)	Freeman, Atl.	7	7	100.0
1t)	Turbin, Ind.	7	7	100.0
1t)	*K. Hunt, K.C.	6	6	100.0
1t)	Wentz, Phi.	6	6	100.0
1t)	Allen, Bal.	5	5	100.0
1t)	*Kizer, Cle.	5	5	100.0
1t)	D. Johnson, Cle.	4	4	100.0
1t)	Murray, Min.	4	4	100.0
1t)	Palmer, Ariz	4	4	100.0
1t)	R. Smith, Dal.	3	3	100.0
1t)	Watson, Pit.	3	3	100.0
1t)	*Williams, G.B.	3	3	100.0
13t)	Gore, Ind.	8	7	87.5
13t)	Newton, Car.	8	7	87.5
15)	E. Elliott, Dal.	7	6	85.7
16t)	Henry, Ten.	6	5	83.3
16t)	Ivory, Jac.	6	5	83.3
18t)	Ajayi, Mia.-Phi.	5	4	80.0
18t)	Ingram, N.O.	5	4	80.0
18t)	A. Smith, K.C.	5	4	80.0
18t)	Stewart, Car.	5	4	80.0
22t)	Lynch, Oak.	8	6	75.0
22t)	*Beathard, S.F.	4	3	75.0
22t)	Brady, N.E.	4	3	75.0
22t)	Charles, Den.	4	3	75.0
22t)	Crowell, Cle.	4	3	75.0
22t)	Rawls, Sea.	4	3	75.0
28t)	Darkwa, NY-G	7	5	71.4
28t)	McCoy, Buf.	7	5	71.4
30t)	Howard, Chi.	9	6	66.7
30t)	*Foreman, Hou.	6	4	66.7
32t)	Blount, Phi.	5	3	60.0
32t)	*Fournette, Jac.	5	3	60.0
34t)	Hyde, S.F.	8	4	50.0
34t)	Bell, Pit.	6	3	50.0
34t)	T. Coleman, Atl.	6	3	50.0
34t)	Gillislee, N.E.	6	3	50.0
38)	Gordon, LA-C	9	4	44.4
39)	Gurley, LA-R	12	5	41.7

WEEK 13 / THROUGH MONDAY, DECEMBER 4, 2017**NFL / LEADERS IN RECEPTIONS**

Rank	Player, Team	Rec	Yards	Avg	Long	TD
1)	Brown, Pit.	88	1296	14.7	51t	9
2)	Fitzgerald, Ariz	82	878	10.7	37	5
3)	Landry, Mia.	80	699	8.7	49	6
4t)	Hopkins, Hou.	77	1084	14.1	72t	9
4t)	Allen, LA-C	77	1032	13.4	50	5
6)	Thomas, N.O.	75	875	11.7	33	3
7)	Thielen, Min.	74	1056	14.3	65t	3
8)	Tate, Det.	71	767	10.8	45t	3
9)	Ju. Jones, Atl.	68	1063	15.6	53	3
10t)	Kelce, K.C. (TE)	66	871	13.2	44	7
10t)	Bell, Pit. (RB)	66	502	7.6	42	1
12)	*McCaffrey, Car. (RB)	64	501	7.8	37	4
13)	Baldwin, Sea.	63	782	12.4	54	4
14)	Doyle, Ind. (TE)	62	560	9.0	26	2
15t)	Hill, K.C.	60	911	15.2	79t	6
15t)	Green, Cin.	60	886	14.8	77t	8
15t)	De. Thomas, Den.	60	678	11.3	40	3
18t)	D. Adams, G.B.	59	744	12.6	55t	7
18t)	*Kamara, N.O. (RB)	59	614	10.4	38	4
20t)	Walker, Ten. (TE)	58	676	11.7	42	2
20t)	Bryant, Dal.	58	639	11.0	36	5
22)	Ertz, Phi. (TE)	57	663	11.6	53	7
23)	Gronkowski, N.E. (TE)	55	849	15.4	53t	7
24)	Funchess, Car.	54	703	13.0	35	6
25t)	Cooks, N.E.	53	886	16.7	64t	5
25t)	M. Evans, T.B.	53	735	13.9	41	4
27t)	Graham, Sea. (TE)	52	473	9.1	33	9
27t)	D. Johnson, Cle. (RB)	52	456	8.8	41t	2
27t)	Hyde, S.F. (RB)	52	307	5.9	18	0
30t)	Kearse, NY-J	51	677	13.3	51	5
30t)	*Kupp, LA-R	51	665	13.0	53	3
30t)	Lee, Jac.	51	637	12.5	45	3
30t)	Crowder, Was.	51	628	12.3	41	1
30t)	*Engram, NY-G (TE)	51	569	11.2	31	6
30t)	Witten, Dal. (TE)	51	437	8.6	28t	4
30t)	White, N.E. (RB)	51	410	8.0	27	2
37)	Rudolph, Min. (TE)	50	465	9.3	34	6
38)	Anderson, NY-J	49	821	16.8	69t	7
39t)	M. Jones, Det.	48	821	17.1	46	8
39t)	Stills, Mia.	48	733	15.3	61t	6
39t)	Gurley, LA-R (RB)	48	563	11.7	53t	3
39t)	Sanu, Atl.	48	495	10.3	25	4
39t)	McCoy, Buf. (RB)	48	304	6.3	24	1
44t)	Woods, LA-R	47	703	15.0	94t	4
44t)	Jeffery, Phi.	47	680	14.5	53t	7
46)	Amendola, N.E.	46	489	10.6	27	2
47t)	Jackson, T.B.	45	616	13.7	41	3
47t)	Watson, Bal. (TE)	45	347	7.7	33	3
49)	Ginn, N.O.	44	668	15.2	53	3
50t)	J. Cook, Oak. (TE)	43	546	12.7	35	1
50t)	Cobb, G.B.	43	463	10.8	46	2
50t)	Humphries, T.B.	43	410	9.5	38	0
50t)	Nelson, G.B.	43	410	9.5	58	6
50t)	Seferian-Jenkins, NY-J (TE)	43	322	7.5	28	3

WEEK 13 / THROUGH MONDAY, DECEMBER 4, 2017**NFL / RECEIVING YARDAGE LEADERS**

Rank	Player, Team	Yards	Rec	Avg	Long	TD
1)	Brown, Pit.	1296	88	14.7	51t	9
2)	Hopkins, Hou.	1084	77	14.1	72t	9
3)	Ju. Jones, Atl.	1063	68	15.6	53	3
4)	Thielen, Min.	1056	74	14.3	65t	3
5)	Allen, LA-C	1032	77	13.4	50	5
6)	Hill, K.C.	911	60	15.2	79t	6
7t)	Cooks, N.E.	886	53	16.7	64t	5
7t)	Green, Cin.	886	60	14.8	77t	8
9)	Fitzgerald, Ariz	878	82	10.7	37	5
10)	Thomas, N.O.	875	75	11.7	33	3
11)	Kelce, K.C. (TE)	871	66	13.2	44	7
12)	Gronkowski, N.E. (TE)	849	55	15.4	53t	7
13t)	Anderson, NY-J	821	49	16.8	69t	7
13t)	M. Jones, Det.	821	48	17.1	46	8
15)	Hilton, Ind.	791	41	19.3	80t	4
16)	Baldwin, Sea.	782	63	12.4	54	4
17)	Tate, Det.	767	71	10.8	45t	3
18)	D. Adams, G.B.	744	59	12.6	55t	7
19)	M. Evans, T.B.	735	53	13.9	41	4
20)	Stills, Mia.	733	48	15.3	61t	6
21t)	Funchess, Car.	703	54	13.0	35	6
21t)	Woods, LA-R	703	47	15.0	94t	4
23)	Landry, Mia.	699	80	8.7	49	6
24)	Jeffery, Phi.	680	47	14.5	53t	7
25)	De. Thomas, Den.	678	60	11.3	40	3
26t)	Goodwin, S.F.	677	35	19.3	83t	1
26t)	Kearse, NY-J	677	51	13.3	51	5
28)	Walker, Ten. (TE)	676	58	11.7	42	2
29)	Ginn, N.O.	668	44	15.2	53	3
30)	*Kupp, LA-R	665	51	13.0	53	3
31)	Ertz, Phi. (TE)	663	57	11.6	53	7
32)	Bryant, Dal.	639	58	11.0	36	5
33)	Lee, Jac.	637	51	12.5	45	3
34)	Diggs, Min.	630	42	15.0	59t	5
35)	Crowder, Was.	628	51	12.3	41	1
36)	Matthews, Ten.	626	41	15.3	75t	3
37)	Jackson, T.B.	616	45	13.7	41	3
38)	*Kamara, N.O. (RB)	614	59	10.4	38	4
39)	Agholor, Phi.	599	40	15.0	72t	7
40)	P. Richardson, Sea.	592	37	16.0	48	5
41)	*Smith-Schuster, Pit.	585	37	15.8	97t	5
42)	*Engram, NY-G (TE)	569	51	11.2	31	6
43)	Gurley, LA-R (RB)	563	48	11.7	53t	3
44)	Doyle, Ind. (TE)	560	62	9.0	26	2
45)	J. Cook, Oak. (TE)	546	43	12.7	35	1
46)	V. Davis, Was. (TE)	542	35	15.5	69	1
47)	Benjamin, Car.-Buf.	537	36	14.9	43	2
48)	Shepard, NY-G	531	41	13.0	77t	1
49)	Watkins, LA-R	528	31	17.0	67t	6
50)	Thompson, Was. (RB)	510	39	13.1	74	4

WEEK 13 / THROUGH MONDAY, DECEMBER 4, 2017**NFL / THIRD-DOWN RECEIVING LEADERS**

Rank	Player, Team	Rec	Yards	Avg	Long	TD
1)	Allen, LA-C	31	464	15.0	50	2
2)	Thielen, Min.	27	365	13.5	38	0
3)	Fitzgerald, Ariz	25	281	11.2	33	0
4t)	Tate, Det.	23	331	14.4	45t	2
4t)	Landry, Mia.	23	228	9.9	49	2
6)	Lee, Jac.	21	233	11.1	31	2
7t)	Brown, Pit.	20	291	14.6	51t	1
7t)	Hopkins, Hou.	20	247	12.4	34t	2
7t)	Thomas, N.O.	20	226	11.3	28	1
7t)	*Taylor, S.F.	20	216	10.8	33	1
11t)	Brate, T.B. (TE)	19	241	12.7	28t	3
11t)	Crowder, Was.	19	238	12.5	38	1
11t)	Funchess, Car.	19	232	12.2	35	3
11t)	*Kupp, LA-R	19	226	11.9	28	2
15t)	Gronkowski, N.E. (TE)	18	305	16.9	53t	3
15t)	Baldwin, Sea.	18	226	12.6	47	1
15t)	Jeffery, Phi.	18	226	12.6	20	1
15t)	White, N.E. (RB)	18	157	8.7	27	1
15t)	McCoy, Buf. (RB)	18	138	7.7	24	0
20t)	De. Thomas, Den.	17	255	15.0	40	1
20t)	D. Johnson, Cle. (RB)	17	160	9.4	34	0
20t)	*Kamara, N.O. (RB)	17	111	6.5	22	1
23t)	Agholor, Phi.	16	342	21.4	72t	3
23t)	Woods, LA-R	16	202	12.6	52t	1
23t)	*Engram, NY-G (TE)	16	182	11.4	26	1
23t)	Diggs, Min.	16	179	11.2	59t	3
23t)	Bryant, Dal.	16	168	10.5	24	2
28t)	Hilton, Ind.	15	303	20.2	80t	2
28t)	Kearse, NY-J	15	268	17.9	51	2
28t)	Ju. Jones, Atl.	15	219	14.6	51t	1
28t)	Ertz, Phi. (TE)	15	160	10.7	23	3
28t)	Walker, Ten. (TE)	15	157	10.5	19	0
28t)	Sanu, Atl.	15	151	10.1	25	2
28t)	Murray, Ten. (RB)	15	117	7.8	18	1
35t)	M. Jones, Det.	14	257	18.4	43t	3
35t)	Anderson, NY-J	14	230	16.4	41	1
35t)	Kelce, K.C. (TE)	14	180	12.9	32	1
35t)	Hill, K.C.	14	177	12.6	40	0
35t)	*McCaffrey, Car. (RB)	14	175	12.5	21t	1
35t)	Amendola, N.E.	14	172	12.3	27	1
35t)	Lockett, Sea.	14	172	12.3	41	1
35t)	Gurley, LA-R (RB)	14	130	9.3	28	1
35t)	Hyde, S.F. (RB)	14	81	5.8	12	0
44t)	D. Adams, G.B.	13	212	16.3	55t	2
44t)	Green, Cin.	13	207	15.9	47	6
44t)	Grant, Was.	13	191	14.7	40t	3
44t)	Hurns, Jac.	13	187	14.4	50	1
44t)	Sanders, Den.	13	155	11.9	38	0
44t)	Wright, Chi.	13	144	11.1	18	1
44t)	Rudolph, Min. (TE)	13	138	10.6	27	1
44t)	Nelson, G.B.	13	122	9.4	32t	3
44t)	McKinnon, Min. (RB)	13	62	4.8	12	0

WEEK 13 / THROUGH MONDAY, DECEMBER 4, 2017**NFL / LEADING SCORERS, NONKICKERS**

Rank	Player, Team	TD	Rush	Rec	Ret	X2	Pts
1)	*Kamara, N.O. (RB)	11	7	4	0	1	68
2)	Gurley, LA-R (RB)	11	8	3	0	0	66
3t)	Brown, Pit. (WR)	9	0	9	0	1	56
3t)	Graham, Sea. (TE)	9	0	9	0	1	56
5t)	E. Elliott, Dal. (RB)	9	7	2	0	0	54
5t)	Gordon, LA-C (RB)	9	5	4	0	0	54
5t)	Hopkins, Hou. (WR)	9	0	9	0	0	54
5t)	Ingram, N.O. (RB)	9	9	0	0	0	54
9t)	Agholor, Phi. (WR)	8	0	7	1	0	48
9t)	*Fournette, Jac. (RB)	8	7	1	0	0	48
9t)	Green, Cin. (WR)	8	0	8	0	0	48
9t)	Jeffery, Phi. (WR)	7	0	7	0	3	48
9t)	M. Jones, Det. (WR)	8	0	8	0	0	48
14t)	D. Adams, G.B. (WR)	7	0	7	0	0	42
14t)	Anderson, NY-J (WR)	7	0	7	0	0	42
14t)	T. Coleman, Atl. (RB)	7	5	2	0	0	42
14t)	Ertz, Phi. (TE)	7	0	7	0	0	42
14t)	W. Fuller, Hou. (WR)	7	0	7	0	0	42
14t)	Gronkowski, N.E. (TE)	7	0	7	0	0	42
14t)	Hill, K.C. (WR)	7	0	6	1	0	42
14t)	Kelce, K.C. (TE)	7	0	7	0	0	42
22t)	*Clement, Phi. (RB)	6	4	2	0	1	38
22t)	Crabtree, Oak. (WR)	6	0	6	0	1	38
24t)	Bell, Pit. (RB)	6	5	1	0	0	36
24t)	Brate, T.B. (TE)	6	0	6	0	0	36
24t)	Burkhead, N.E. (RB)	6	3	3	0	0	36
24t)	*Engram, NY-G (TE)	6	0	6	0	0	36
24t)	Funchess, Car. (WR)	6	0	6	0	0	36
24t)	*K. Hunt, K.C. (RB)	6	4	2	0	0	36
24t)	Landry, Mia. (WR)	6	0	6	0	0	36
24t)	Lynch, Oak. (RB)	6	6	0	0	0	36
24t)	*McCaffrey, Car. (RB)	6	2	4	0	0	36
24t)	L. Miller, Hou. (RB)	6	3	3	0	0	36
24t)	Murray, Ten. (RB)	6	5	1	0	0	36
24t)	Nelson, G.B. (WR)	6	0	6	0	0	36
24t)	Rudolph, Min. (TE)	6	0	6	0	0	36
24t)	Stills, Mia. (WR)	6	0	6	0	0	36
24t)	Thompson, Was. (RB)	6	2	4	0	0	36
24t)	Watkins, LA-R (WR)	6	0	6	0	0	36
40t)	Cooks, N.E. (WR)	5	0	5	0	1	32
40t)	Fitzgerald, Ariz (WR)	5	0	5	0	1	32
40t)	Lewis, Jac. (TE)	5	0	5	0	1	32
40t)	McKinnon, Min. (RB)	5	3	2	0	1	32
40t)	Newton, Car. (QB)	5	5	0	0	1	32
45t)	Allen, LA-C (WR)	5	0	5	0	0	30
45t)	Bryant, Dal. (WR)	5	0	5	0	0	30
45t)	Cooper, Oak. (WR)	5	0	5	0	0	30
45t)	Diggs, Min. (WR)	5	0	5	0	0	30
45t)	Doctson, Was. (WR)	5	0	5	0	0	30
45t)	*Ekeler, LA-C (RB)	5	2	3	0	0	30
45t)	Freeman, Atl. (RB)	5	5	0	0	0	30
45t)	Hogan, N.E. (WR)	5	0	5	0	0	30
45t)	Howard, Chi. (RB)	5	5	0	0	0	30
45t)	Kearse, NY-J (WR)	5	0	5	0	0	30
45t)	*Kizer, Cle. (QB)	5	5	0	0	0	30
45t)	Kroft, Cin. (TE)	5	0	5	0	0	30
45t)	D. Lewis, N.E. (RB)	5	3	1	1	0	30
45t)	Mariota, Ten. (QB)	5	5	0	0	0	30
45t)	McCown, NY-J (QB)	5	5	0	0	0	30
45t)	McCoy, Buf. (RB)	5	4	1	0	0	30
45t)	Murray, Min. (RB)	5	5	0	0	0	30
45t)	Prescott, Dal. (QB)	5	5	0	0	0	30
45t)	P. Richardson, Sea. (WR)	5	0	5	0	0	30
45t)	*Smith-Schuster, Pit. (WR)	5	0	5	0	0	30

WEEK 13 / THROUGH MONDAY, DECEMBER 4, 2017**NFL / LEADING SCORERS, KICKERS**

Rank	Player, Team	PAT	FG	Pct	Long	Pts
1)	Zuerlein, LA-R	35/36	36/38	.947	56	143
2)	Gostkowski, N.E.	35/36	29/32	.906	62	122
3)	Lutz, N.O.	36/39	25/30	.833	53	111
4)	Boswell, Pit.	23/25	28/31	.903	53	107
5t)	Succop, Ten.	26/27	26/31	.839	52	104
5t)	Tucker, Bal.	26/26	26/29	.897	57	104
7)	Prater, Det.	30/31	24/28	.857	58	102
8)	Bryant, Atl.	28/28	24/28	.857	53	100
9)	Forbath, Min.	25/30	24/28	.857	53	97
10)	Gould, S.F.	16/17	26/28	.929	52	94
11)	Gano, Car.	24/26	23/24	.958	48	93
12t)	*Butker, Car.-K.C.	18/18	24/26	.923	53	90
12t)	Catanzaro, NY-J	27/27	21/25	.840	57	90
14)	Hauschka, Buf.	23/23	22/25	.880	56	89
15)	*Elliott, Cin.-Phi.	30/33	19/23	.826	61	87
16)	Walsh, Sea.	27/28	19/25	.760	49	84
17)	Vinatieri, Ind.	17/19	22/23	.957	53	83
18)	Fairbairn, Hou.	29/31	17/21	.810	50	80
19)	McManus, Den.	20/20	18/24	.750	53	74
20)	Dawson, Ariz	19/21	18/25	.720	57	73
21)	Tavecchio, Oak.	28/29	13/16	.813	53	67
22)	Crosby, G.B.	27/29	13/17	.765	50	66
23)	Bullock, Cin.	23/25	13/15	.867	49	62
24t)	Parkey, Mia.	20/23	13/14	.929	54	59
24t)	Rosas, NY-G	17/18	14/19	.737	52	59
26t)	*Gonzalez, Cle.	18/19	12/17	.706	54	54
26t)	P. Murray, T.B.	12/12	14/16	.875	50	54
28)	Barth, Chi.	17/17	11/16	.688	54	50
29)	Lambo, Jac.	10/11	13/14	.929	56	49
30)	Myers, Jac.	15/17	11/15	.733	47	48
31)	*Rose, Was.	17/18	10/11	.909	55	47
32)	Bailey, Dal.	21/21	8/ 8	1.000	56	45
33)	Novak, LA-C	17/18	9/13	.692	50	44
34)	Hopkins, Was.	12/13	9/11	.818	48	39
35)	Nugent, Dal.	8/ 8	7/ 9	.778	48	29
36)	Santos, K.C.-Chi.	14/14	4/ 5	.800	39	26
37)	Folk, T.B.	7/ 9	6/11	.545	50	25
38)	*Koo, LA-C	9/ 9	3/ 6	.500	41	18
39)	Coons, LA-C	1/ 1	4/ 5	.800	40	13
40)	Sturgis, Phi.	1/ 2	3/ 3	1.000	50	10
41)	Heath, Dal.	2/ 3	0/ 0	---	--	2
42t)	Kaser, LA-C	1/ 3	0/ 0	---	--	1
42t)	*Koehn, Cin.	1/ 1	0/ 0	---	--	1

WEEK 13 / THROUGH MONDAY, DECEMBER 4, 2017

NFL / TOUCHBACKS ON KICKOFFS

Rank	Player, Team	TB
1)	Zuerlein, LA-R	66
2)	Gano, Car.	52
3)	Lutz, N.O.	48
4)	Fairbairn, Hou.	43
5t)	Succop, Ten.	42
5t)	Tucker, Bal.	42
7)	Pinion, S.F.	41
8)	*Butker, Car.-K.C.	40
9t)	Bosher, Atl.	39
9t)	Catanzaro, NY-J	39
11)	Tavecchio, Oak.	38
12)	Boswell, Pit.	37
13)	*Elliott, Cin.-Phi.	36
14t)	Forbath, Min.	35
14t)	*Sanchez, Ind.	35
16)	McManus, Den.	33
17)	Walsh, Sea.	32
18t)	Crosby, G.B.	31
18t)	Gostkowski, N.E.	31
20)	*Gonzalez, Cle.	29
21)	Hauschka, Buf.	28
22t)	Bullock, Cin.	27
22t)	Dawson, Ariz	27
24)	Myers, Jac.	26
25)	Bailey, Dal.	23
26t)	Parkey, Mia.	22
26t)	*Rose, Was.	22
28)	Hopkins, Was.	20
29)	Rosas, NY-G	19
30t)	Barth, Chi.	17
30t)	Martin, Det.	17
32)	Locke, Det.	16
33t)	Folk, T.B.	13
33t)	P. Murray, T.B.	13
35)	Santos, K.C.-Chi.	12
36t)	Lambo, Jac.	11
36t)	Nugent, Dal.	11
38)	Novak, LA-C	9
39)	*Koo, LA-C	8
40)	Prater, Det.	4
41)	Coons, LA-C	3
42t)	Heath, Dal.	2
42t)	Kaser, LA-C	2
42t)	O'Donnell, Chi.	2
42t)	Sturgis, Phi.	2
46t)	Grugier-Hill, Phi.	1
46t)	*Koehn, Cin.	1
46t)	Morstead, N.O.	1

WEEK 13 / THROUGH MONDAY, DECEMBER 4, 2017**NFL / MOST YARDS FROM SCRIMMAGE**

Rank	Player, Team	Yards	Total			Rushing			Receiving		
			Att+Rec	Avg		Yards	Att	Avg	Yards	Rec	Avg
1)	Bell, Pit. (RB)	1559	336	4.6		1057	270	3.9	502	66	7.6
2)	Gurley, LA-R (RB)	1502	271	5.5		939	223	4.2	563	48	11.7
3)	*K. Hunt, K.C. (RB)	1297	232	5.6		930	193	4.8	367	39	9.4
4)	Brown, Pit. (WR)	1296	88	14.7		0	0	---	1296	88	14.7
5)	*Kamara, N.O. (RB)	1220	145	8.4		606	86	7.0	614	59	10.4
6)	Ingram, N.O. (RB)	1177	222	5.3		922	180	5.1	255	42	6.1
7)	McCoy, Buf. (RB)	1155	255	4.5		851	207	4.1	304	48	6.3
8)	Hopkins, Hou. (WR)	1084	77	14.1		0	0	---	1084	77	14.1
9)	Ju. Jones, Atl. (WR)	1078	69	15.6		15	1	15.0	1063	68	15.6
10)	Gordon, LA-C (RB)	1077	249	4.3		775	207	3.7	302	42	7.2
11)	Thielen, Min. (WR)	1067	75	14.2		11	1	11.0	1056	74	14.3
12)	Allen, LA-C (WR)	1041	79	13.2		9	2	4.5	1032	77	13.4
13)	L. Miller, Hou. (RB)	1020	225	4.5		711	194	3.7	309	31	10.0
14)	*Fournette, Jac. (RB)	1017	232	4.4		822	207	4.0	195	25	7.8
15)	Hyde, S.F. (RB)	1000	226	4.4		693	174	4.0	307	52	5.9
16)	E. Elliott, Dal. (RB)	993	210	4.7		783	191	4.1	210	19	11.1
17t)	Hill, K.C. (WR)	971	76	12.8		60	16	3.8	911	60	15.2
17t)	Howard, Chi. (RB)	971	229	4.2		885	212	4.2	86	17	5.1
19)	Cooks, N.E. (WR)	912	58	15.7		26	5	5.2	886	53	16.7
20)	Green, Cin. (WR)	886	60	14.8		0	0	---	886	60	14.8
21t)	Fitzgerald, Ariz (WR)	878	82	10.7		0	0	---	878	82	10.7
21t)	Kelce, K.C. (TE)	878	68	12.9		7	2	3.5	871	66	13.2
23)	Thomas, N.O. (WR)	875	75	11.7		0	0	---	875	75	11.7
24)	Gronkowski, N.E. (TE)	849	55	15.4		0	0	---	849	55	15.4
25)	Anderson, NY-J (WR)	829	51	16.3		8	2	4.0	821	49	16.8
26)	M. Jones, Det. (WR)	821	48	17.1		0	0	---	821	48	17.1
27t)	C. Anderson, Den. (RB)	806	178	4.5		652	159	4.1	154	19	8.1
27t)	T. Coleman, Atl. (RB)	806	151	5.3		561	130	4.3	245	21	11.7
29)	Thompson, Was. (RB)	804	103	7.8		294	64	4.6	510	39	13.1
30)	Gore, Ind. (RB)	801	194	4.1		632	174	3.6	169	20	8.5
31)	Hilton, Ind. (WR)	791	41	19.3		0	0	---	791	41	19.3
32t)	Ajayi, Mia.-Phi. (RB)	789	186	4.2		694	167	4.2	95	19	5.0
32t)	Tate, Det. (WR)	789	76	10.4		22	5	4.4	767	71	10.8
34)	*McCaffrey, Car. (RB)	785	146	5.4		284	82	3.5	501	64	7.8
35)	*Mixon, Cin. (RB)	784	184	4.3		518	157	3.3	266	27	9.9
36)	Collins, Bal. (RB)	780	155	5.0		705	144	4.9	75	11	6.8
37)	Crowell, Cle. (RB)	775	175	4.4		595	155	3.8	180	20	9.0
38)	Baldwin, Sea. (WR)	774	65	11.9		-8	2	-4.0	782	63	12.4
39)	Murray, Ten. (RB)	756	173	4.4		518	140	3.7	238	33	7.2
40)	D. Adams, G.B. (WR)	744	59	12.6		0	0	---	744	59	12.6
41)	M. Evans, T.B. (WR)	735	53	13.9		0	0	---	735	53	13.9
42t)	Freeman, Atl. (RB)	733	148	5.0		589	128	4.6	144	20	7.2
42t)	D. Johnson, Cle. (RB)	733	111	6.6		277	59	4.7	456	52	8.8
42t)	Stills, Mia. (WR)	733	48	15.3		0	0	---	733	48	15.3
45)	Woods, LA-R (WR)	715	49	14.6		12	2	6.0	703	47	15.0
46)	Blount, Phi. (RB)	709	149	4.8		684	145	4.7	25	4	6.3
47t)	Funchess, Car. (WR)	703	54	13.0		0	0	---	703	54	13.0
47t)	McKinnon, Min. (RB)	703	156	4.5		414	115	3.6	289	41	7.0
49)	Goodwin, S.F. (WR)	701	37	18.9		24	2	12.0	677	35	19.3
50)	Ginn, N.O. (WR)	694	50	13.9		26	6	4.3	668	44	15.2

WEEK 13 / THROUGH MONDAY, DECEMBER 4, 2017**NFL / LEADERS IN FIRST DOWNS**

Rank	Player, Team	Rush	Rec	Tot
1)	Bell, Pit. (RB)	59	22	81
2)	Gurley, LA-R (RB)	48	24	72
3)	Brown, Pit. (WR)	0	63	63
4)	*Kamara, N.O. (RB)	32	28	60
5)	Allen, LA-C (WR)	0	58	58
6)	Hopkins, Hou. (WR)	0	57	57
7t)	Gordon, LA-C (RB)	40	16	56
7t)	McCoy, Buf. (RB)	40	16	56
9)	Ingram, N.O. (RB)	41	13	54
10)	*K. Hunt, K.C. (RB)	38	15	53
11t)	Ju. Jones, Atl. (WR)	1	51	52
11t)	L. Miller, Hou. (RB)	37	15	52
13)	Fitzgerald, Ariz (WR)	0	50	50
14t)	E. Elliott, Dal. (RB)	45	4	49
14t)	Thielen, Min. (WR)	1	48	49
16)	Thomas, N.O. (WR)	0	48	48
17t)	Howard, Chi. (RB)	45	2	47
17t)	Hyde, S.F. (RB)	32	15	47
17t)	Kelce, K.C. (TE)	2	45	47
20)	Gronkowski, N.E. (TE)	0	45	45
21t)	*Fournette, Jac. (RB)	35	9	44
21t)	Freeman, Atl. (RB)	36	8	44
21t)	Landry, Mia. (WR)	0	44	44
24)	Green, Cin. (WR)	0	43	43
25)	M. Evans, T.B. (WR)	0	42	42
26)	*McCaffrey, Car. (RB)	14	27	41
27t)	Allen, Bal. (RB)	26	13	39
27t)	Crowell, Cle. (RB)	30	9	39
27t)	D. Johnson, Cle. (RB)	20	19	39
27t)	*Mixon, Cin. (RB)	31	8	39
31t)	Ajayi, Mia.-Phi. (RB)	33	5	38
31t)	Ertz, Phi. (TE)	0	38	38
31t)	Hill, K.C. (WR)	3	35	38
31t)	De. Thomas, Den. (WR)	0	38	38
35t)	D. Adams, G.B. (WR)	0	37	37
35t)	Bryant, Dal. (WR)	0	37	37
37t)	Baldwin, Sea. (WR)	0	36	36
37t)	Collins, Bal. (RB)	33	3	36
37t)	Gore, Ind. (RB)	30	6	36
37t)	Lee, Jac. (WR)	1	35	36
41t)	Cooks, N.E. (WR)	1	34	35
41t)	Jeffery, Phi. (WR)	0	35	35
43t)	Funchess, Car. (WR)	0	34	34
43t)	M. Jones, Det. (WR)	0	34	34
43t)	*Kupp, LA-R (WR)	0	34	34
43t)	McKinnon, Min. (RB)	18	16	34
43t)	Newton, Car. (QB)	34	0	34
43t)	Sanu, Atl. (WR)	2	32	34
43t)	Stewart, Car. (RB)	32	2	34
43t)	Tate, Det. (WR)	1	33	34
43t)	Walker, Ten. (TE)	1	33	34

WEEK 13 / THROUGH MONDAY, DECEMBER 4, 2017**NFL / LEADING PUNTERS**

Rank	Player, Team	No	Yards	Lg	Avg	TB	Blk	Dwn	OB	Opp Ret	In	Net	
1)	Kern, Ten.	54	2776	74	51.4	5	0	3	9	30	225	19	45.4
2)	King, Oak.	50	2459	65	49.2	5	0	6	4	24	155	24	44.1
3)	Lechler, Hou.	64	3132	68	48.9	3	0	8	6	33	401	24	41.7
4)	Kaser, LA-C	55	2666	69	48.5	7	0	5	4	35	276	19	40.9
5)	Colquitt, Cle.	59	2847	67	48.3	1	1	8	3	37	381	17	40.8
6)	Morstead, N.O.	41	1974	68	48.1	2	0	6	5	18	216	19	41.9
7)	Huber, Cin.	63	2991	63	47.5	3	1	11	4	30	320	27	40.8
8)	Hekker, LA-R	44	2077	70	47.2	2	0	6	11	15	79	22	44.5
9)	Edwards, NY-J	63	2952	70	46.9	3	0	8	5	32	340	24	40.5
10)	O'Donnell, Chi.	64	2996	69	46.8	5	0	8	6	32	376	22	39.4
11)	Palardy, Car.	51	2387	63	46.8	4	0	7	6	19	89	19	43.5
12)	Lee, Ariz	64	2990	60	46.7	5	0	10	4	36	416	23	38.7
13)	D. Jones, Phi.	45	2071	61	46.0	4	0	9	4	20	135	15	41.2
14)	*Sanchez, Ind.	66	3022	61	45.8	2	1	13	13	16	83	21	43.3
15)	Koch, Bal.	66	3021	67	45.8	3	0	10	14	26	235	31	41.3
16)	Dixon, Den.	58	2654	58	45.8	1	2	9	3	26	259	16	39.6
17)	Schmidt, Buf.	61	2764	60	45.3	5	0	4	6	31	144	21	41.3
18)	Colquitt, K.C.	53	2399	63	45.3	4	0	7	3	22	152	24	40.9
19)	Bosher, Atl.	37	1668	62	45.1	2	0	3	3	14	91	14	41.5
20)	*Vogel, G.B.	53	2382	62	44.9	0	0	7	4	22	112	14	42.8
21)	Wing, NY-G	70	3142	69	44.9	5	1	12	6	35	357	13	37.8
22)	Nortman, Jac.	64	2866	62	44.8	6	1	6	13	20	172	22	39.6
23)	Ryan, Sea.	64	2862	74	44.7	4	0	9	7	28	204	24	40.3
24)	Way, Was.	55	2457	62	44.7	5	0	5	2	24	296	23	37.5
25)	*Haack, Mia.	66	2948	64	44.7	4	0	14	4	26	166	26	40.9
26)	Pinion, S.F.	64	2787	59	43.5	1	0	9	7	26	129	27	41.2
27)	C. Jones, Dal.	50	2176	62	43.5	2	0	9	7	13	58	28	41.6
28)	Berry, Pit.	50	2164	62	43.3	2	0	6	8	19	161	22	39.3
29)	Anger, T.B.	55	2368	62	43.1	4	1	7	5	20	124	20	38.6
30)	R. Allen, N.E.	40	1703	60	42.6	3	0	7	4	18	90	15	38.8
31)	Quigley, Min.	48	2011	55	41.9	0	0	1	7	16	93	18	40.0

NFL / LEADING PUNTERS, NET AVERAGE

Rank	Player, Team	No	Yards	Lg	Avg	TB	Blk	Dwn	OB	Opp Ret	In	Net	
1)	Kern, Ten.	54	2776	74	51.4	5	0	3	9	30	225	19	45.4
2)	Hekker, LA-R	44	2077	70	47.2	2	0	6	11	15	79	22	44.5
3)	King, Oak.	50	2459	65	49.2	5	0	6	4	24	155	24	44.1
4)	Palardy, Car.	51	2387	63	46.8	4	0	7	6	19	89	19	43.5
5)	*Sanchez, Ind.	66	3022	61	45.8	2	1	13	13	16	83	21	43.3
6)	*Vogel, G.B.	53	2382	62	44.9	0	0	7	4	22	112	14	42.8
7)	Morstead, N.O.	41	1974	68	48.1	2	0	6	5	18	216	19	41.9
8)	Lechler, Hou.	64	3132	68	48.9	3	0	8	6	33	401	24	41.7
9)	C. Jones, Dal.	50	2176	62	43.5	2	0	9	7	13	58	28	41.6
10)	Bosher, Atl.	37	1668	62	45.1	2	0	3	3	14	91	14	41.5
11)	Schmidt, Buf.	61	2764	60	45.3	5	0	4	6	31	144	21	41.3
12)	Koch, Bal.	66	3021	67	45.8	3	0	10	14	26	235	31	41.3
13)	D. Jones, Phi.	45	2071	61	46.0	4	0	9	4	20	135	15	41.2
14)	Pinion, S.F.	64	2787	59	43.5	1	0	9	7	26	129	27	41.2
15)	*Haack, Mia.	66	2948	64	44.7	4	0	14	4	26	166	26	40.9
16)	Kaser, LA-C	55	2666	69	48.5	7	0	5	4	35	276	19	40.9
17)	Colquitt, K.C.	53	2399	63	45.3	4	0	7	3	22	152	24	40.9
18)	Huber, Cin.	63	2991	63	47.5	3	1	11	4	30	320	27	40.8
19)	Colquitt, Cle.	59	2847	67	48.3	1	1	8	3	37	381	17	40.8
20)	Edwards, NY-J	63	2952	70	46.9	3	0	8	5	32	340	24	40.5
21)	Ryan, Sea.	64	2862	74	44.7	4	0	9	7	28	204	24	40.3
22)	Quigley, Min.	48	2011	55	41.9	0	0	1	7	16	93	18	40.0
23)	Nortman, Jac.	64	2866	62	44.8	6	1	6	13	20	172	22	39.6
24)	Dixon, Den.	58	2654	58	45.8	1	2	9	3	26	259	16	39.6
25)	O'Donnell, Chi.	64	2996	69	46.8	5	0	8	6	32	376	22	39.4
26)	Berry, Pit.	50	2164	62	43.3	2	0	6	8	19	161	22	39.3
27)	R. Allen, N.E.	40	1703	60	42.6	3	0	7	4	18	90	15	38.8
28)	Lee, Ariz	64	2990	60	46.7	5	0	10	4	36	416	23	38.7
29)	Anger, T.B.	55	2368	62	43.1	4	1	7	5	20	124	20	38.6
30)	Wing, NY-G	70	3142	69	44.9	5	1	12	6	35	357	13	37.8
31)	Way, Was.	55	2457	62	44.7	5	0	5	2	24	296	23	37.5

WEEK 13 / THROUGH MONDAY, DECEMBER 4, 2017**NFL / PUNT RETURN LEADERS**

Rank	Player, Team	Ret	FC	Yards	Avg	Long	TD
1)	*Agnew, Det.	22	10	370	16.8	88t	2
2)	Campanaro, Bal.	18	13	249	13.8	77t	1
3)	Cooper, LA-R	21	5	265	12.6	40	0
4)	Barner, Phi.	18	14	200	11.1	76	0
5)	Mickens, Jac.	15	13	164	10.9	63t	1
6)	Tate, Buf.	17	4	177	10.4	40	0
7)	Reedy, T.B.-N.E.	15	7	154	10.3	44	0
8)	Sherels, Min.	21	19	215	10.2	46	0
9)	*Jackson, Ten.	24	7	245	10.2	46	0
10)	*Cohen, Chi.	22	10	223	10.1	61t	1
11)	*Switzer, Dal.	19	6	180	9.5	83t	1
12)	*Taylor, S.F.	22	12	206	9.4	39	0
13)	Hill, K.C.	20	8	185	9.3	82t	1
14)	Davis, G.B.	15	17	136	9.1	33	0
15)	Amendola, N.E.	18	12	161	8.9	40	0
16)	*McKenzie, Den.	21	7	183	8.7	44	0
17)	Benjamin, LA-C	21	16	175	8.3	65t	1
18)	Roberts, Atl.	16	13	133	8.3	27	0
19)	Erickson, Cin.	30	12	226	7.5	29	0
20)	*McCaffrey, Car.	22	9	162	7.4	25	0
21)	Grant, Mia.	20	9	145	7.3	27	0
22)	K. Williams, Ariz	21	20	137	6.5	20	0
23)	Lockett, Sea.	26	20	166	6.4	21	0
24)	*Peppers, Cle.	24	10	144	6.0	25	0
25)	Richard, Oak.	24	9	135	5.6	19	0
26)	Ginn, N.O.	19	13	103	5.4	17	0
27)	Kerley, NY-J	16	9	85	5.3	15	0
28)	Bray, Ind.	17	8	90	5.3	20	0
29)	Crowder, Was.	18	16	92	5.1	18	0

NFL / KICKOFF RETURN LEADERS

Rank	Player, Team	Ret	Yards	Avg	Long	TD
1)	Cooper, LA-R	26	747	28.7	103t	1
2)	*Switzer, Dal.	18	469	26.1	61	0
3)	Lockett, Sea.	23	590	25.7	57	0
4)	A. Hunt, K.C.	19	460	24.2	42	0
5)	Davis, G.B.	22	526	23.9	34	0
6)	Bray, Ind.	18	430	23.9	60	0
7)	Grant, Mia.	17	396	23.3	31	0
8)	*Cohen, Chi.	18	415	23.1	46	0
9)	Erickson, Cin.	22	478	21.7	41	0
10)	Roberts, Atl.	30	646	21.5	61	0
11)	Tate, Buf.	19	405	21.3	29	0
12)	*Bolden, S.F.	17	354	20.8	34	0
13)	*King, LA-C	15	312	20.8	44	0
14)	*Jackson, Ten.	19	393	20.7	48	0
15)	K. Williams, Ariz	16	326	20.4	28	0

WEEK 13 / THROUGH MONDAY, DECEMBER 4, 2017**NFL / LEADERS IN INTERCEPTIONS**

Rank	Player, Team	Int	Yards	Avg	Long	TD
1)	Byard, Ten.	6	100	16.7	33	0
2t)	Weddle, Bal.	5	72	14.4	45t	1
2t)	Hyde, Buf.	5	64	12.8	37	0
4t)	Gipson, Jac.	4	83	20.8	67	0
4t)	Bouye, Jac.	4	70	17.5	51	0
4t)	Slay, Det.	4	52	13.0	37	0
4t)	Randall, G.B.	4	35	8.8	21t	1
4t)	Boston, LA-C	4	24	6.0	15	0
4t)	Hayward, LA-C	4	7	1.8	7	0
4t)	Fuller, Was.	4	4	1.0	3	0
11t)	Jenkins, NY-G	3	113	37.7	53t	2
11t)	Joyner, LA-R	3	104	34.7	46	1
11t)	*White, Buf.	3	77	25.7	63	0
11t)	*Hooker, Ind.	3	73	24.3	32	0
11t)	McLeod, Phi.	3	67	22.3	50	0
11t)	Peters, K.C.	3	63	21.0	38	0
11t)	Quin, Det.	3	62	20.7	37t	1
11t)	McCourty, Cle.	3	59	19.7	56t	1
11t)	J. Smith, Bal.	3	58	19.3	50t	1
11t)	Carr, Bal.	3	57	19.0	33	0
11t)	Smith, Jac.	3	56	18.7	28t	1
11t)	Mills, Phi.	3	53	17.7	37t	1
11t)	Vaccaro, N.O.	3	41	13.7	30	0
11t)	Bethea, Ariz	3	37	12.3	21	0
11t)	Ramsey, Jac.	3	34	11.3	18	0
11t)	Swearinger, Was.	3	32	10.7	31	0
11t)	Barron, LA-R	3	29	9.7	15	0
11t)	*J. Evans, T.B.	3	28	9.3	15	0
11t)	Melvin, Ind.	3	28	9.3	21	0
11t)	Smith, Min.	3	25	8.3	19	0
11t)	Kuechly, Car.	3	23	7.7	23	0
11t)	Robinson, Phi.	3	17	5.7	17	0
11t)	Harmon, N.E.	3	12	4.0	12	0
11t)	Hal, Hou.	3	10	3.3	7	0
11t)	Shazier, Pit.	3	2	0.7	2	0

WEEK 13 / THROUGH MONDAY, DECEMBER 4, 2017**NFL / LEADERS IN SACKS**

Rank	Player, Team	Sacks
1)	Lawrence, Dal. (DE)	13.5
2)	Jones, Ariz (LB)	13.0
3)	Campbell, Jac. (DE)	12.5
4)	Griffen, Min. (DE)	12.0
5)	Bosa, LA-C (DE)	11.5
6)	Suggs, Bal. (LB)	10.5
7t)	Jordan, N.O. (DE)	10.0
7t)	Ngakoue, Jac. (DE)	10.0
9t)	Clowney, Hou. (LB)	9.0
9t)	Heyward, Pit. (DE)	9.0
9t)	Kerrigan, Was. (LB)	9.0
9t)	Miller, Den. (LB)	9.0
13t)	Addison, Car. (DE)	8.5
13t)	B. Graham, Phi. (DE)	8.5
13t)	Houston, K.C. (LB)	8.5
13t)	Ingram, LA-C (LB)	8.5
13t)	Peppers, Car. (DE)	8.5
18t)	Clayborn, Atl. (DE)	8.0
18t)	Donald, LA-R (DE)	8.0
18t)	Wake, Mia. (DE)	8.0
21t)	Bennett, Sea. (DE)	7.5
21t)	*Lawson, Cin. (DE)	7.5
21t)	Mack, Oak. (DE)	7.5
21t)	Morgan, Ten. (LB)	7.5
25t)	Atkins, Cin. (DT)	7.0
25t)	Clark, Sea. (DE)	7.0
25t)	Hicks, Chi. (DE)	7.0
25t)	Irving, Dal. (DT)	7.0
25t)	Perry, G.B. (LB)	7.0
25t)	Williams, Pit. (LB)	7.0
31t)	Fowler, Jac. (DE)	6.5
31t)	Pierre-Paul, NY-G (DE)	6.5
31t)	Zettel, Det. (DE)	6.5
34t)	T. Flowers, N.E. (DE)	6.0
34t)	Hunter, Min. (DE)	6.0
34t)	Jackson, Jac. (DT)	6.0
34t)	Judon, Bal. (LB)	6.0
34t)	Matthews, G.B. (LB)	6.0
39t)	Cox, Phi. (DT)	5.5
39t)	Dumervil, S.F. (DE)	5.5
39t)	Dunlap, Cin. (DE)	5.5
39t)	Irvin, Oak. (LB)	5.5
39t)	Van Noy, N.E. (LB)	5.5
44t)	Ansah, Det. (DE)	5.0
44t)	*Barnett, Phi. (DE)	5.0
44t)	Dupree, Pit. (LB)	5.0
44t)	*Garrett, Cle. (DE)	5.0
44t)	Longacre, LA-R (LB)	5.0
44t)	McCain, LA-C (DE)	5.0
44t)	McCoy, T.B. (DT)	5.0
44t)	*McKinley, Atl. (DE)	5.0
44t)	Orakpo, Ten. (LB)	5.0
44t)	Smith, Was. (LB)	5.0
44t)	*Watt, Pit. (LB)	5.0

WEEK 13 / THROUGH MONDAY, DECEMBER 4, 2017

NFL / FUMBLE RECOVERIES

Rank	Player, Team	TotRec	OffRec	DefRec
1)	Winston, T.B.	7	7	0
2)	McCown, NY-J	6	6	0
3t)	Brissett, Ind.	5	5	0
3t)	Wilson, Sea.	5	5	0
5t)	David, T.B.	4	0	4
5t)	Flacco, Bal.	4	4	0
5t)	*Trubisky, Chi.	4	4	0
5t)	Wentz, Phi.	4	4	0
9t)	Bortles, Jac.	3	3	0
9t)	Brees, N.O.	3	3	0
9t)	Cousins, Was.	3	3	0
9t)	Erickson, Cin.	3	3	0
9t)	Glennon, Chi.	3	3	0
9t)	Jones, Mia.	3	0	3
9t)	Kuechly, Car.	3	1	2
9t)	Manning, NY-G	3	3	0
9t)	*McKenzie, Den.	3	3	0
9t)	Raymond, NY-J-NY-G	3	3	0
9t)	Richard, Oak.	3	3	0
9t)	Rivers, LA-C	3	3	0
9t)	A. Smith, K.C.	3	3	0
9t)	Trufant, Atl.	3	1	2

WEEK 13 / THROUGH MONDAY, DECEMBER 4, 2017**NFL / OFFENSIVE FUMBLE RECOVERIES**

Rank	Player, Team	Ret	Yards	Avg	Long	TD
1)	Winston, T.B.	7	0	0.0	0	0
2)	McCown, NY-J	6	0	0.0	0	0
3t)	Brissett, Ind.	5	0	0.0	0	0
3t)	Wilson, Sea.	5	0	0.0	0	0
5t)	Flacco, Bal.	4	0	0.0	0	0
5t)	*Trubisky, Chi.	4	0	0.0	0	0
5t)	Wentz, Phi.	4	0	0.0	0	0
8t)	Bortles, Jac.	3	0	0.0	0	0
8t)	Brees, N.O.	3	0	0.0	0	0
8t)	Cousins, Was.	3	0	0.0	0	0
8t)	Erickson, Cin.	3	0	0.0	0	0
8t)	Glennon, Chi.	3	0	0.0	0	0
8t)	Manning, NY-G	3	0	0.0	0	0
8t)	*McKenzie, Den.	3	0	0.0	0	0
8t)	Raymond, NY-J-NY-G	3	0	0.0	0	0
8t)	Richard, Oak.	3	0	0.0	0	0
8t)	Rivers, LA-C	3	0	0.0	0	0
8t)	A. Smith, K.C.	3	0	0.0	0	0

NFL / DEFENSIVE FUMBLE RECOVERIES

Rank	Player, Team	Ret	Yards	Avg	Long	TD
1)	David, T.B.	4	21	5.3	21t	1
2)	Jones, Mia.	3	52	17.3	38t	2
3t)	Clowney, Hou.	2	71	35.5	49	1
3t)	Fowler, Jac.	2	53	26.5	53t	1
3t)	Smith, Jac.	2	52	26.0	52	1
3t)	*White, Buf.	2	52	26.0	52t	1
3t)	Ingram, LA-C	2	39	19.5	39t	1
3t)	Kuechly, Car.	2	34	17.0	34t	1
3t)	Collins, NY-G	2	33	16.5	32	0
3t)	S. Richardson, Sea.	2	20	10.0	20	0
3t)	Mosley, Bal.	2	18	9.0	18	0
3t)	Henry, Bal.	2	16	8.0	16	0
3t)	Trufant, Atl.	2	15	7.5	15t	1
3t)	Clayborn, Atl.	2	10	5.0	10t	1
3t)	Robertson, N.O.	2	8	4.0	8	0
3t)	Byard, Ten.	2	6	3.0	6	0
3t)	M. Collins, Dal.	2	6	3.0	6	0
3t)	Whitehead, Det.	2	5	2.5	5	0
3t)	*Adams, NY-J	2	0	0.0	0	0
3t)	Apple, NY-G	2	0	0.0	0	0
3t)	Burns, Pit.	2	0	0.0	0	0
3t)	Chung, N.E.	2	0	0.0	0	0
3t)	Cowser, Oak.	2	0	0.0	0	0
3t)	Harris, Min.	2	0	0.0	0	0
3t)	Hicks, Chi.	2	0	0.0	0	0
3t)	Lawrence, Dal.	2	0	0.0	0	0
3t)	Martinez, G.B.	2	0	0.0	0	0
3t)	Mingo, Ind.	2	0	0.0	0	0
3t)	Morgan, Ten.	2	0	0.0	0	0
3t)	Pierce, Bal.	2	0	0.0	0	0
3t)	Rollins, G.B.	2	0	0.0	0	0
3t)	S. Williams, Cin.	2	0	0.0	0	0

WEEK 13 / THROUGH MONDAY, DECEMBER 4, 2017

Team/Offense Rank (Within League)

Team	BUF	CIN	CLE	DEN	HOU	IND	JAX	KC	LAC	MIA	NE	NYJ	OAK	PIT	TEN	ARI	ATL	CAR	CHI	DAL	DET	GB	LAR	MIN	NO	NYG	PHI	SF	SEA	TB	WAS	
	30	26	31	24	23	14	27	11	6	9	29	1	17	16	7	22	20	8	18t	32	18t	15	25	4	5	2	28	3	21	10	13	12
	32	30	21	27	29	19	31	16	2	6	26	3	17	10	8	15	4	20	25	18	14	22	5	9	1	28	7	24	12	13	11	
	12t	8	30	19	17	10	24	1	15	26	29	9	18	25	20	7	11	5	12t	4	31	16	14	6	3	27	2	22	21	28	23	
	18	13	30	9	15	17	28	6	2	26	25	12	20	19	27	7	8	11	10	3	31	5	16	21	1	23	4	14	22	29	24	
	31	30	26	23	19	16	28	21	9	2	20	1	18	15	4	24	11	25	32	29	6	27	7	13	3	22	14	17	8	5	12	
	32	29	16	31	30	17	23	19	7	5	24	2	15	12	8	18	4	21	28	22	11	26	3	6	1	27	9	25	14	13	10	
	23	21	17	32	31	28	19	14	4	7	30	1	15	16	26	29	27	13	25	22	20	9	24	6	3	2	8	5	18	12	11	10
	9	30	22	25	26	29	32	8	17	1	12	11	27	6	3	18	5	19	24	15	28	31	7	2	4	14	16	21	13	10	23	
	24	28	30	18	25t	4t	29	11	16	8	27	1	25t	20t	6	23	14t	9	12	32	14t	17	13	3	4t	31	2	19	10	7	20t	
	30	13	27	32	16	17	20	21	23	12	29	4	11	9	14	24	3	6	28	5	22	10	7	1	15	31	2	26	8	18	25	
	4t	29	12t	7t	27t	9t	21	2	31	12t	27t	12t	4t	22	12t	7t	26	24t	20	16	32	6	24t	30	1	18	3	17	9t	19	11	
	2	11	7	26	16	6	32	14	21	19	22	15	30	27	29	5	17	18	8	10	1	20	9	4	25	28	3	13	24	12	31	
	1	13	21	8	10	20	12	7	11	31	15	3	23	16	32	27	19	18	17	4	30	9	2	5	28	25	22	29	6	14	24	
	14	15	11	7	24	3	17	25	16	4	22	30	8	2	29	1	10	10	9	28	26	19	6	32	5	23	13	27	20	31	21	
	12	11	19	21	25	8	5	24	17	16	15	28	20	3	27	1	4	26	9	18	6	2	23	7	31	13	14	22	30	32		
	13	23	24t	32	27	8	28	7	6	17	26	4	18t	21	12	18t	14	16	30	10	5	20	1t	11	3	31	1t	29	9	22	15	
	9	11	12	30	26	23	2	21	4	31t	5t	7	18	22	8	19	14t	1	31t	10	14t	24	3	14t	20	28	17	5t	25	27	13	

Opponent/Defense Rank (Within League)

Team	BUF	CIN	CLE	DEN	HOU	IND	JAX	KC	LAC	MIA	NE	NYJ	OAK	PIT	TEN	ARI	ATL	CAR	CHI	DAL	DET	GB	LAR	MIN	NO	NYG	PHI	SF	SEA	TB	WAS	
	7	27	16	10	5	20	29	1	30	17	18	28	23	22	4	11	8	6	14	21	26	24	15	2	12	32	3	25	9	31	19	
	5	21	4	12	6	28	31	1	27	15	24	30	22	25	9	8	10	14	13	18	26	23	16	2	19	29	3	17	7	32	20	
	16	25	28	6	5	10	13	20	30	31	21	26	24	11	8	3	18	4	15	12	19	14	27	2	17	32	1	29	7	23	22	
	9	20	14	1	2	16	11	28	19	31	25	32	23	13	17	4	27	15	12	21	18	10	30	3	29	26	5	8	7	24	22	
	3	24	8	17	4	22	32	1	28	5	15	29	20	23	2	25	6	7	12	21	27	26	9	10	11	30	16	19	14	31	13	
	8	20	5	23	15	28	32	1	27	4	22	19	21	29	6	11	3	12	16	17	24	26	10	7	13	30	2	25	9	31	18	
	1	8	24	28	22	11	14	2	20	3	26	13	15	32	6	19	29	30	30	27	10	18	5	21	9	23	4	25	17	16	7	
	6	31	9	22	17	14	30	1	29	5	27	21	23	25	2	20	11	4	8	10	26	15	3	18	7	28	16	24	13	32	12	
	6	31	21t	15	5	8t	24	2	32	12	18	26t	19	11	1	25	28	3	16	23	29t	26t	8t	7	10	20	4	29t	17	21t	13	
	5	17	26	16	2	6	27	4	25	24	10	20	12	29	8t	7	18	8t	21	30	11	28	13	1	15	22	3	31	14	32	19	
	9t	17	16	29	9t	25t	25t	14t	22t	6	9t	13	2t	22t	7t	28	18	25t	7t	30	12	20t	31	20t	19	2t	4	5	32	14t	1	22t
	22	2	27	25	23	31	7	21	15	19	11	5	26	12	20	18	13	3	29	1	16	6	8	9	30	24	14	4	17	10	32	
	6	17	14	2	28	22	3	21	4	29	10	9	20	8	12	32	5	30	18	27	19	16	25	13	26	31	15	23	11	1	24	7
	11	3	22	8	23t	30	27	19	2	16	21	7	18	20	10	32	25	26	29	15	17	1	4	16	13	23t	5	13	23t	5	31	4
	11	2	5	10	14	26	31	18	3	15	21	7	25	28	30	32	29	24	20	23	9	1	6	4	16	13	22	8	12	17	27	19
	3	19	10t	26t	31	28	32	1	15	4	24t	9	21t	16	5	18	13	10t	14	20	26t	17	7t	2	12	23	6	24t	7t	21t	30	
	19t	31	22	14t	16t	27	12	30	11	19t	3	2	4	18	9	28t	32	14t	13	28t	7	5	23t	1	25	8	10	16t	23t	26	21	6