



**HOUSTON**  
**TEXANS**



**V**  
**S**



**HOUSTON TEXANS** **VS**  
**SAN FRANCISCO 49ERS**

**SUNDAY, DECEMBER 10, 2017 | NRG STADIUM**

**WEEK 14**





WEEK 14

#SFvsHOU



# Houston Texans (4-8) vs. San Francisco 49ers (2-10)

Sunday, Dec. 10, 2017 • Noon CT • NRG Stadium (71,795) • Houston, Texas



ON  
AIR



FOX  
(KRIV, Ch. 26)

Dick Stockton  
Mark Schlereth  
Shannon Spake

Play-By-Play  
Color Analyst  
Sideline



SportsRadio 610  
(610 AM, 100.3 FM)

Marc Vandermeer  
Andre Ware  
John Harris

Play-By-Play  
Color Analyst  
Sideline



Mega 101 FM  
(101.1 FM)

Enrique Vasquez  
Gustavo Rangel

Play-By-Play  
Color Analyst

## TEXANS TAKE ON 49ERS ON BATTLE RED DAY

The Houston Texans (4-8) will return home to face the San Francisco 49ers (2-10) in Week 14. Kickoff at NRG Stadium is scheduled for noon CT on FOX as the team celebrates its annual Battle Red Day, presented by Halliburton.



The Texans are coming off a 24-13 road loss to the Tennessee Titans in Week 13. Houston gained 384 total net yards on offense, including 331 passing yards and 17 passing first downs, which is the the second-most passing yards it has gained in a game this season (367 at Seattle in Week 8) and the the second-most passing first downs they've had in a game (19 in Week 4 vs. Tennessee).

QB Tom Savage led the way with his first career 300-yard passing game, becoming the eighth quarterback in franchise history to do so. Savage completed 31-of-49 passes (63.3%) for a single-game career-high 365 yards, one touchdown, one interception and a 84.1 passer rating. He also became the third quarterback in franchise history with 30-or-more completions in a game, joining David Carr and Matt Schaub.

RB Lamar Miller continued his streak of 55-or-more scrimmage yards in every game this season and is the only player in the NFL with 55-or-more scrimmage yards in each of his team's games this year. Miller has 55-or-more scrimmage yards in 14 straight games dating back to Week 14 of the 2016 season (missed Weeks 16-17 last season), which is the longest active streak in the NFL.

WR DeAndre Hopkins finished with a game-high eight receptions for a game-high 80 receiving yards (10.0 avg.). He recorded his ninth game of the season with 70-or-more receiving yards, which leads the NFL, and his eighth game of the season with seven-or-more receptions, which also leads the NFL. TE Stephen Anderson put together the best game of his NFL career, setting new single-game career highs in receptions and receiving yards while tying his career high in touchdowns. He finished with five receptions for 79 yards (15.8 avg.) and caught his first touchdown pass of the season.

Defensively, Texans ILB Zach Cunningham recorded the first sack and the first two tackles for loss of his NFL career, finishing with with four total tackles (three solo), 1.0 sack, one quarterback hit and two tackles for loss. ILB Benardrick McKinney collected Houston's second sack of the game, recording a team-high seven total tackles (five solo), 1.0 sack and one tackle for loss.

Houston also caused a turnover on special teams, as RB Alfred Blue forced a fumble on Titans CB Adoree' Jackson on Tennessee's first punt return of the game. The ball was recovered by Texans RB Jordan Todman and led to a field goal for Houston's first score of the game.

The 49ers are coming off a 15-14 road victory over the Chicago Bears, which brought their record to 2-10 on the season. In his first start with San Francisco, QB Jimmy Garoppolo threw for 293 yards and led the team to a game-winning field goal by K Robbie Gould in the closing seconds.

The Texans and 49ers have met three times in the regular season and most recently in 2013 when San Francisco picked up a 34-3 victory at home.

## HOUSTON TEXANS 2017 SCHEDULE

### PRESEASON

Day	Date	Opponent	TV	Time/Result
Wednesday	Aug. 9	at Carolina Panthers	KTRK	L, 27-17
Saturday	Aug. 19	NEW ENGLAND PATRIOTS	KTRK	W, 27-23
Saturday	Aug. 26	at New Orleans Saints	KTRK	L, 13-0
Thursday	Aug. 31	DALLAS COWBOYS		CANCELLED

### REGULAR SEASON

Day	Date	Opponent	TV	Time
Sunday	Sept. 10	JACKSONVILLE JAGUARS	CBS	L, 29-7
Thursday	Sept. 14	at Cincinnati Bengals	NFLN#	W, 13-9
Sunday	Sept. 24	at New England Patriots	CBS	L, 36-33
Sunday	Oct. 1	TENNESSEE TITANS	CBS	W, 57-14
Sunday	Oct. 8	KANSAS CITY CHIEFS	NBC#	L, 42-34
Sunday	Oct. 15	CLEVELAND BROWNS	CBS	W, 33-17
		BYE		
Sunday	Oct. 29	at Seattle Seahawks	CBS	L, 41-38
Sunday	Nov. 5	INDIANAPOLIS COLTS	CBS	L, 20-14
Sunday	Nov. 12	at Los Angeles Rams	CBS	L, 33-7
Sunday	Nov. 19	ARIZONA CARDINALS	FOX	W, 31-21
Monday	Nov. 27	at Baltimore Ravens	ESPN#	L, 23-16
Sunday	Dec. 3	at Tennessee Titans	CBS	L, 24-13
Sunday	Dec. 10	SAN FRANCISCO 49ERS	FOX	Noon
Sunday	Dec. 17	at Jacksonville Jaguars	CBS	Noon
Monday	Dec. 25	PITTSBURGH STEELERS	NBC/NFLN#	3:30 p.m.
Sunday	Dec. 31	at Indianapolis Colts	CBS	Noon

*Italic indicates games subject to flex scheduling.*

All kickoff times Central; # - Televised Nationally; Home Games in BOLD  
All games are broadcast live on Texans Radio on SportsRadio610 and 100.3 The Bull.

## FOR TEXANS NEWS...

### TEXANS MEDIA SITE

Credentials  
Transcripts  
Weekly Release  
Media Guide  
[media.houstontexans.com](http://media.houstontexans.com)

### TEXANS FTP SITE

To get added to the Houston Texans FTP site, please contact Nathan Edwards at [nathan.edwards@houstontexans.com](mailto:nathan.edwards@houstontexans.com) for details and questions.

## TABLE OF CONTENTS

Game Information / 2017 Texans Schedule .....	1
Weekly Schedule / Media Information .....	2
What to Look For This Week .....	3
2017 Regular Season Statistics .....	4-5
Texans Notes .....	6-17
From the Head Coach .....	18-19
The Head Coaches .....	20
Matchup Information .....	21-22
The Last Time They Met .....	23
Player & Coach Connections .....	24-25
Player Quick Notes .....	26-29
Media Information .....	30-31
Texans TV & Radio Lineup / Affiliates .....	32-34
2016-17 NFL Important Dates .....	34
2017 NFL Standings & Results .....	35
How the Texans Were Built .....	36
Roster by Position .....	37
Texans Alpha/Numeric Rosters .....	38-39
2017 Texans Transactions .....	40-41
2017 Participation .....	42
2017 Starters, Inactives & Captains .....	43
Unofficial Depth Chart .....	44
Miscellaneous Stats .....	45-55
Game Summaries .....	56-95
Week 13 Gamebook .....	96-111
Week 13 Flip Card .....	112-113
Texans Player Bios .....	114-226
Texans Records .....	227-254

## NFL WEEK 14 SCHEDULE

### THURSDAY, DEC. 7

7:25 p.m. CT New Orleans Saints at Atlanta Falcons

### SUNDAY, DEC. 10

12:00 p.m. CT San Francisco 49ers at Houston Texans  
 12:00 p.m. CT Indianapolis Colts at Buffalo Bills  
 12:00 p.m. CT Chicago Bears at Cincinnati Bengals  
 12:00 p.m. CT Green Bay Packers at Cleveland Browns  
 12:00 p.m. CT Oakland Raiders at Kansas City Chiefs  
 12:00 p.m. CT Dallas Cowboys at New York Giants  
 12:00 p.m. CT Detroit Lions at Tampa Bay Buccaneers  
 12:00 p.m. CT Minnesota Vikings at Carolina Panthers  
 3:05 p.m. CT New York Jets at Denver Broncos  
 3:05 p.m. CT Tennessee Titans at Arizona Cardinals  
 3:05 p.m. CT Washington Redskins at Los Angeles Chargers  
 3:25 p.m. CT Philadelphia Eagles at Los Angeles Rams  
 3:25 p.m. CT Seattle Seahawks at Jacksonville Jaguars  
 7:30 p.m. CT Baltimore Ravens at Pittsburgh Steelers

### MONDAY, DEC. 11

7:30 p.m. CT New England Patriots at Miami Dolphins

## LECHLER EARNS ART ROONEY NOMINATION

Texans P Shane Lechler is one of 32 nominees for the fourth annual Art Rooney Sportsmanship Award. Each NFL team nominated one of its players for the award, which recognizes players around the league who exemplify outstanding sportsmanship on the field. The award was created in 2014 in honor of the late founding owner of the Pittsburgh Steelers and Pro Football Hall of Famer Art Rooney Sr.

The winner of the NFL Sportsmanship Award is determined by a vote of current NFL players. A panel of former players from the NFL Legends Community will select eight finalists (four in the AFC and four in the NFC) from the 32 nominees. The panel is comprised of Warrick Dunn, Curtis Martin, Karl Mecklenburg and Leonard Wheeler.

The eight finalists will be listed on the Pro Bowl ballot under the NFL Sportsmanship Award category when players vote on Friday, December 15. From the eight finalists, each team's players will submit a consensus vote of their choice for the winner. As in Pro Bowl voting, a team cannot vote for its own player. The award is presented each year to an NFL player who best demonstrates the qualities of on-field sportsmanship, including fair play, respect for the game and opponents, and integrity in competition.

## WEEKLY MEDIA SCHEDULE - DEC. 6-10

### WEDNESDAY, DEC. 6

11:00 a.m. QB Tom Savage available in media workroom  
 11 – 11:45 a.m. Open locker room  
 12:20 p.m. Shooting portion of practice  
 2:15 p.m. Head Coach Bill O'Brien and Quarterbacks Coach Sean Ryan available in media workroom  
 2:45 p.m. Conference Call with 49ers Head Coach Kyle Shanahan

### THURSDAY, DEC. 7

10:45 a.m. Defensive Coordinator Mike Vrabel available in media workroom  
 11 – 11:45 a.m. Open locker room  
 12:20 p.m. Shooting portion of practice  
 2:15 p.m. Head Coach Bill O'Brien available in media workroom

### FRIDAY, DEC. 8

10 – 10:45 a.m. Open locker room  
 11:15 a.m. Shooting portion of practice  
 1 p.m. Head Coach Bill O'Brien available in media workroom

### SATURDAY, DEC. 9

Walkthrough No Availability

### SUNDAY, DEC. 10

12 p.m. Kickoff vs. San Francisco 49ers (NRG Stadium)

All times CT

## GAMEDAY ENTERTAINMENT

**THEME:** Battle Red Day presented by Halliburton

### PRE-GAME

**Gate Giveaway:** Battle Red Day T-Shirts courtesy of Halliburton (Qty. 20k)

**Texas State Flag Holders:** Battle Red Ladies presented by Palais Royal

**Pre-Game Entertainment:** Battle Red TORO and the Houston Texans Cheerleaders

**Color Guard:** United States Marines

**Homefield Advantage Captain:** Houston Rockets Legend and two-time NBA Champion Hakeem Olajuwon

**Coin Toss Captain:** Halliburton Representative

**National Anthem:** NBC's "The Voice" Season 10 contestant, Grammy nominated Singer, Songwriter & Actress, Houston's own, Tamar Davis

**HALFTIME ENTERTAINMENT:** Houston Texans Cheerleaders featuring the 2017 All-Star Cheerleaders

**SPECIAL APPEARANCE:** 2016 Olympic Gold Medalist Simone Biles will be performing on the sidelines during the first quarter of the game as an honorary Houston Texans Cheerleader

### SPECIAL PRESENTATIONS:

- Operation Finally Home Reveal
- NFL Man of the Year Recognition
- Reliant Scholarships for Champions
- BHP Community Quarterback Check Presentation
- United Way Check Presentation
- H-E-B Tailgater of the Year Competition

**POST-GAME:** Houston Texans Cheerleaders will be signing the new Sideline Calendar in Bud Plaza

## TEAM

### A WIN AGAINST SAN FRANCISCO WOULD...

- Improve the Texans' all-time record against the 49ers to 2-2 overall and 2-0 at home
- Give Head Coach **Bill O'Brien** a win in his first regular season game against the 49ers as head coach of the Texans
- Improve Houston's record against the NFC West to 2-2 under Head Coach **Bill O'Brien** (2014-17)
- Improve the Texans' record to 2-2 against the NFC West this season
- Improve Houston's record against the NFC West to 6-10 all-time
- Improve Head Coach **Bill O'Brien's** career regular season record to 32-29 overall and 21-10 at home
- Give the Texans their 114th victory as a franchise (regular season and post-season combined) and 111th regular season victory
- Improve Houston's all-time record at home to 67-60 in the regular season

The following four players will be looking to make their 2017 season debut with the Texans: NT **Chunky Clements**, WR **Cobi Hamilton**, OLB **LaTroy Lewis** and QB **T.J. Yates**.

## INDIVIDUAL

### RB ALFRED BLUE

- Needs one rushing touchdown to tie **Derrick Ward** (six) for ninth-most rushing touchdowns in team history

### OLB/DE JADEVEON CLOWNEY

- Needs five tackles for loss to pass **Whitney Mercilus** (49) for the second-most tackles for loss in franchise history
- Needs five quarterback hits to set a new single-season career high with 18 (had 17 in 2016)
- Needs one forced fumble to tie for the ninth-most forced fumbles in team history

### ILB BRIAN CUSHING

- Needs one game played to reach 101 career games played (all with the Texans) and pass **Owen Daniels** (100) for the 10th-most games played in team history
- Needs 1.5 sacks to pass **Jason Babin** (13.0) for the ninth-most sacks in team history

### S KURTIS DRUMMOND

- Needs two special teams tackles to pass **Max Bullough** (21) for the 18th-most total special teams tackles in Texans history

### WR BRUCE ELLINGTON

- Needs a receiving touchdown to set a single-season career high with three (had two in 2014 with San Francisco)

### K KA'IMI FAIRBAIRN

- Needs four kickoff touchbacks to pass **Nick Novak** (46) for the third-most kickoff touchbacks in team history
- Needs four field goals made to tie **Kris Brown** (21 in 2009) for the 10th-most field goals made in a single season in Texans history
- Needs 13 points scored to pass **Jacoby Jones** (92) for the 14th-most total points scored in franchise history
- Needs 13 points scored to become the second player in team history with three games of 13-or-more points in the same season (**Nick Novak** in 2016)

### WR WILL FULLER V

- Needs a receiving touchdown to tie **Garrett Graham** (10) for the ninth-most receiving touchdowns in team history
- Needs a receiving touchdown to tie for the fourth-most (eight) receiving touchdowns in a single season in franchise history
- Needs 39 receiving yards to reach 1,000 career receiving yards
- Needs 99 receiving yards to pass **Garrett Graham** (1,059) for the 13th-most receiving yards in Texans history
- Needs one receiving touchdown to reach 10 career receiving touchdowns

### S ANDRE HAL

- Needs one tackle for loss to set a single-season career high with three (had two in 2016)
- Needs one interception to pass **Quintin Demps** (nine) for the sixth-most interceptions in Texans history
- Needs five passes defended to pass **Brian Cushing** (30) for the 12th-most passes defended in franchise history

## INDIVIDUAL (cont.)

### WR DeANDRE HOPKINS

- Needs one reception to extend his streak to 77 consecutive games with a reception to start his career, which is the longest streak in franchise history to start a career, the longest active streak in the NFL to start a career and the 12th-longest streak of games with a reception to start a career in the Super Bowl era
- Needs 100 receiving yards to pass **Andre Johnson** (17 from 2003-07) for the most 100-yard games through a player's first five seasons in team history
- Needs a receiving touchdown to pass **Andre Johnson** (nine in 2009) for the second-most receiving touchdowns in a single season in franchise history
- Needs two receiving touchdowns to tie a single-season career high and tie a single-season franchise record with 11 (Hopkins had 11 in 2015)
- Can start his 77th straight game, which is the second-longest active streak among NFL wide receivers (**Broncos WR Demaryius Thomas** - 92)
- Needs one reception to extend the third-longest streak in team history with at least one reception (currently 76 games), trailing **Andre Johnson** (133 games from 2005-14) and **Owen Daniels** (88 straight games from 2006-13)

### CB KAREEM JACKSON

- Needs one interception to pass **Dunta Robinson** (13) and tie **Johnathan Joseph** (14) for the most career interceptions in Texans history
- Needs one tackle for loss to set a new single-season career high with five (had four in 2014)

### CB KEVIN JOHNSON

- Needs three tackles for loss to set a single-season career high with four (had three in 2015)

### CB JOHNATHAN JOSEPH

- Needs one game started to reach 100 games started with the Texans (2011-17) and tie **Brian Cushing** (100) for the sixth-most starts in team history
- Needs four total tackles to pass **Eric Davis** (636) and tie **Rashean Mathis** (637) for the 17th-most career total tackles by a cornerback in NFL history
- Needs one forced fumble to tie for the sixth-most forced fumbles (six) in team history

### P SHANE LECHLER

- Needs one game played to pass **Jim Marshall** (282) for the 16th-most games played in NFL history
- Can play in his 251st straight regular season game, which is the longest active streak in the NFL and the fifth-longest streak in NFL history
- Needs a net punt average over 50 yards for the game to set a single-season career high for games with a net punt average over 50 (three). **Lechler** has two this season and had two in 2007

### ILB BENARDRICK MCKINNEY

- Needs 1.0 sack to tie **Antwan Peek** and **John Simon** (10.0) for the 14th-most sacks in franchise history
- Needs one tackle for loss to pass **Brooks Reed** (25) for the ninth-most tackles for loss in team history
- Needs one forced fumble to set a single-season career high with two

### RB LAMAR MILLER

- Needs one rushing touchdown to pass **David Carr** (eight) for seventh-most rushing touchdowns in team history
- Needs 16 carries to pass **Alfred Blue** (477) for the third-most carries in team history
- Needs 49 rushing yards to pass **Steve Slaton** (1,832) for the fourth-most rushing yards in team history
- Needs three receiving yards to reach 500 receiving yards as a Texan
- Needs 55-or-more scrimmage yards to extend his streak of games to 15 straight dating back to Week 14 of 2016 (missed Weeks 16-17 last year). **Miller** has the longest active streak in the NFL and is the only player with 55-or-more scrimmage yards in each of his team's games this year

### ILB BRIAN PETERS

- Needs one special teams tackle to tie **Jason Bell** and **Joel Dreessen** (35) for the sixth-most total special teams tackles in team history

### QB TOM SAVAGE

- Needs 259 passing yards to pass **Case Keenum** (2,195) for the seventh-most career passing yards in franchise history
- Needs eight completions to pass **Case Keenum** (182) for the seventh-most completions in team history
- Needs two passing touchdowns to pass **Tony Banks** and **T.J. Yates** (six) for the ninth-most touchdown passes in Texans history

# 2017 REGULAR SEASON STATS

**WON 4, LOST 8**

Date	W/L	Score	Opponent	Attendance
9/10/2017	L	7-29	Jacksonville Jaguars	71,710
9/14/2017	W	13-9	at Cincinnati Bengals	52,942
9/24/2017	L	33-36	at New England Patriots	65,878
10/1/2017	W	57-14	Tennessee Titans	71,804
10/8/2017	L	34-42	Kansas City Chiefs	71,835
10/15/2017	W	33-17	Cleveland Browns	71,815
10/29/2017	L	38-41	at Seattle Seahawks	69,025
11/5/2017	L	14-20	Indianapolis Colts	71,709
11/12/2017	L	7-33	at Los Angeles Rams	60,032
11/19/2017	W	31-21	Arizona Cardinals	71,680
11/27/2017	L	16-23	at Baltimore Ravens	70,357
12/3/2017	L	13-24	at Tennessee Titans	62,758

TEXANS STATISTICS	TEXANS	Opponents
<b>TOTAL FIRST DOWNS</b>	258	216
Rushing	68	60
Passing	149	131
Penalty	41	25
3rd Down: Made/Att	61/157	53/155
3rd Down Pct.	38.9%	34.2%
4th Down: Made/Att	4/7	5/8
4th Down Pct.	57.1%	62.5%
<b>POSSESSION AVG.</b>	31:00	29:00
<b>TOTAL NET YARDS</b>	4187	4086
Avg. Per Game	348.9	340.5
Total Plays	802	719
Avg. Per Play	5.2	5.7
<b>NET YARDS RUSHING</b>	1404	1257
Avg. Per Game	117.0	104.8
Total Rushes	349	307
<b>NET YARDS PASSING</b>	2783	2829
Avg. Per Game	231.9	235.8
Sacked/Yards Lost	38/265	28/170
Gross Yards	3048	2999
Attempts/Completions	415/245	384/245
Completion Pct.	59.0%	63.8%
Had Intercepted	14	10
<b>PUNTS/AVERAGE</b>	64/48.9	62/47.7
<b>NET PUNTING AVG.</b>	41.7	42.4
<b>PENALTIES/YARDS</b>	88/728	95/943
<b>FUMBLES/BALL LOST</b>	18/9	14/5
<b>TOUCHDOWNS</b>	35	34
Rushing	7	7
Passing	24	23
Returns	4	4

SCORE BY PERIODS	1	2	3	4	OT	Total
TEXANS	61	95	49	91	0	296
Opponents	40	127	65	77	0	309

SCORING	TD	Ru	Pa	Rt	PAT	FG	2PT	TP
K.Fairbairn	0	0	0	0	29/31	17/21	0	80
D.Hopkins	9	0	9	0	0/0	0/0	0	54
W.Fuller	7	0	7	0	0/0	0/0	0	42
L.Miller	6	3	3	0	0/0	0/0	0	36
D.Watson	2	2	0	0	0/0	0/0	1	14
D.Foreman	2	2	0	0	0/0	0/0	0	12
B.Ellington	2	0	2	0	0/0	0/0	0	12
R.Griffin	1	0	1	0	0/0	0/0	1	8
J.Joseph	1	0	0	1	0/0	0/0	0	6
L.Houston	1	0	0	1	0/0	0/0	0	6
J.Clowney	1	0	0	1	0/0	0/0	0	6
S.Anderson	1	0	1	0	0/0	0/0	0	6
D.Cole	1	0	0	1	0/0	0/0	0	6
B.Miller	1	0	1	0	0/0	0/0	0	6
TEXANS	35	7	24	4	29/31	17/21	2	296
Opponents	34	7	23	4	31/32	24/26	1	309

2-Pt. Conversions: Team 2/4, Opponents: 1/2

RUSHING	No.	Yds	Avg	Long	TD
L.Miller	194	711	3.7	21	3
D.Foreman	78	327	4.2	39	2
D.Watson	36	269	7.5	49t	2
A.Blue	25	60	2.4	8	0
B.Ellington	3	17	5.7	13	0
T.Ervin	4	12	3.0	6	0
W.Fuller	2	9	4.5	5	0
T.Savage	4	2	0.5	3	0
B.Miller	1	1	1.0	1	0
A.Ellington	2	-4	-2.0	-1	0
TEXANS	349	1404	4.0	49t	7
Opponents	307	1257	4.1	75t	7

RECEIVING	No.	Yds	Avg	Long	TD
D.Hopkins	77	1084	14.1	72t	9
L.Miller	31	309	10.0	32	3
B.Ellington	29	330	11.4	35	2
S.Anderson	22	322	14.6	42	1
W.Fuller	17	326	19.2	59t	7
B.Miller	16	148	9.3	57	1
C.Fiedorowicz	14	127	9.1	15	0
R.Griffin	13	158	12.2	35	1
T.Ervin	8	38	4.8	7	0
D.Foreman	6	83	13.8	34	0
A.Ellington	5	56	11.2	29	0
A.Blue	3	18	6.0	14	0
C.Thompson	2	30	15.0	19	0
J.Prousch	2	19	9.5	18	0
TEXANS	245	3048	12.4	72t	24
Opponents	245	2999	12.2	94t	23

INTERCEPTIONS	No.	Yds	Avg	Long	TD
A.Hal	3	10	3.3	7	0
J.Joseph	2	85	42.5	82t	1
D.Cole	2	28	14.0	25t	1
M.Gilchrist	1	17	17.0	17	0
M.Williams	1	2	2.0	2	0
E.Pleasant	1	0	0.0	0	0
TEXANS	10	142	14.2	82t	2
Opponents	14	356	25.4	78t	2

PUNTING	No.	Yds	Avg	Net	TB	In	Lg	B
S.Lechler	64	3132	48.9	41.7	3	24	68	0
TEXANS	64	3132	48.9	41.7	3	24	68	0
Opponents	62	2960	47.7	42.4	3	28	62	0

PUNT RETURNS	Ret	FC	Yds	Avg	Long	TD
W.Fuller	8	4	119	14.9	49	0
T.Ervin	8	4	60	7.5	21	0
C.Thompson	6	0	39	6.5	15	0
B.Ellington	5	4	47	9.4	21	0
B.Miller	1	1	8	8.0	8	0
TEXANS	28	13	273	9.8	49	0
Opponents	33	14	401	12.2	82t	1

KICKOFF RETURNS	No.	Yds	Avg	Long	TD
C.Thompson	14	316	22.6	42	0
T.Ervin	5	93	18.6	24	0
J.Todman	2	43	21.5	23	0
D.Foreman	1	12	12.0	12	0
TEXANS	22	464	21.1	42	0
Opponents	20	456	22.8	48	0

FIELD GOALS	1-19	20-29	30-39	40-49	50+
K.Fairbairn	0/0	3/4	8/10	5/6	1/1
TEXANS	0/0	3/4	8/10	5/6	1/1
Opponents	0/0	6/6	8/9	7/8	3/3

Fumbles Lost: T.Savage 7, D.Watson 1, D.Foreman 1 Total: 9

Opponent Fumble Recoveries: J.Clowney 2, L.Houston 1, J.Todman 1, B.Dunn 1 Total: 5

Sacks: J.Clowney 9.0, B.McKinney 3.0, E.Pleasant 2.0, U.Kamalu 2.0, B.Scarlett 2.0, C.Covington 1.0, K.Drummond 1.0, L.Houston 1.0, M.Gilchrist 1.0, W.Mercilus 1.0, K.Jackson 1.0, Z.Cunningham 1.0, D.Reader 1.0, J.Heath 1.0, D.Cole 1.0 Team: 28.0, Opponents: 38.0

PASSING	Att	Comp	Yds	Cmp%	Yds/Att	TD	TD%	Int	Int%	Long	Sack/Lost	Rating
D.Watson	204	126	1699	61.8%	8.3	19	9.3%	8	3.9%	72t	19/116	103.0
T.Savage	211	119	1349	56.4%	6.4	5	2.4%	6	2.8%	57	19/149	71.8
TEXANS	415	245	3048	59.0%	7.3	24	5.8%	14	3.4%	72t	38/265	87.1
Opponents	384	245	2999	63.8%	7.8	23	6.0%	10	2.6%	94t	28/170	96.9

# 2017 DEFENSIVE STATS

## DEFENSIVE STATISTICS

PLAYER	Solo	Asst	Total	Sk	Sk Yds	TFL	QBH	Int	PD	FF	FR
B.McKinney	48	26	74	3	8	10	6	0	1	1	0
K.Jackson	43	16	59	1	4	4	1	0	5	1	0
A.Hal	34	19	53	0	0	2	0	3	5	2	0
Z.Cunningham	24	23	47	1	3	2	1	0	2	1	0
D.Reader	20	22	42	1	2	3	6	0	0	0	0
J.Clowney	31	9	40	9	62	18	13	0	2	2	2
J.Joseph	30	9	39	0	0	2	0	2	7	0	0
M.Gilchrist	30	7	37	1	8	0	0	1	5	1	0
K.Johnson	26	7	33	0	0	1	0	0	2	0	0
B.Scarlett	19	7	26	2	11	6	3	0	1	0	0
E.Pleasant	19	5	24	2	21	1	2	1	3	1	0
B.Dunn	11	6	17	0	0	3	2	0	0	0	1
C.Covington	10	6	16	1	12	1	2	0	0	1	0
D.Cole	7	9	16	1	1	3	2	2	2	0	0
J.Watt	11	4	15	0	0	3	5	0	2	0	0
C.Moore	10	5	15	0	0	0	0	0	1	0	0
J.Heath	9	4	13	1	1	1	1	0	0	0	0
M.Williams	12	0	12	0	0	1	0	1	4	0	0
W.Mercilus	9	1	10	1	6	1	1	0	0	1	0
J.Jenkins	8	2	10	0	0	1	0	0	0	0	0
J.Banks	8	2	10	0	0	0	0	0	0	0	0
C.Watkins	4	6	10	0	0	3	0	0	1	0	0
K.Drummond	7	0	7	1	9	1	1	0	0	0	0
L.Houston	6	1	7	1	9	3	4	0	0	1	1
B.Peters	4	3	7	0	0	0	0	0	0	0	0
U.Kamalu	5	1	6	2	13	3	3	0	0	0	0
A.Blackson	3	1	4	0	0	0	0	0	1	0	0
B.Cushing	1	2	3	0	0	0	0	0	0	0	0
T.Decoud	2	0	2	0	0	0	0	0	1	0	0
G.President	1	1	2	0	0	0	0	0	0	0	0
M.Burley	1	0	1	0	0	0	0	0	0	0	0
<b>TEXANS</b>	<b>453</b>	<b>204</b>	<b>657</b>	<b>28</b>	<b>170</b>	<b>73</b>	<b>53</b>	<b>10</b>	<b>45</b>	<b>12</b>	<b>4</b>
<b>Opponents</b>	<b>482</b>	<b>261</b>	<b>743</b>	<b>38</b>	<b>265</b>	<b>50</b>	<b>89</b>	<b>14</b>	<b>75</b>	<b>14</b>	<b>9</b>

## TEXANS DEFENSIVE LEADERS

### SACKS

Player	Sacks	Yards
J.Clowney	9.0	62
B.McKinney	3.0	8
B.Scarlett	2.0	11
E.Pleasant	2.0	21
U.Kamalu	2.0	13
K.Jackson	1.0	4
Z.Cunningham	1.0	3
D.Reader	1.0	2
M.Gilchrist	1.0	8
C.Covington	1.0	12
D.Cole	1.0	1
J.Heath	1.0	1
W.Mercilus	1.0	6
K.Drummond	1.0	9
L.Houston	1.0	9
<b>Totals</b>	<b>28.0</b>	<b>170</b>

### INTERCEPTIONS

Player	Int	Yards	Long
A.Hal	3	10	7
J.Joseph	2	85	82t
D.Cole	2	28	25t
M.Gilchrist	1	17	17
M.Williams	1	2	2
E.Pleasant	1	0	0
<b>Totals</b>	<b>10</b>	<b>142</b>	<b>82t</b>

### DEF. FUMBLES FORCED AND RECOVERED

Player	FF	FR
J.Clowney	2	2
A.Hal	2	0
B.McKinney	1	0
K.Jackson	1	0
Z.Cunningham	1	0
M.Gilchrist	1	0
E.Pleasant	1	0
C.Covington	1	0
W.Mercilus	1	0
L.Houston	1	1
B.Dunn	0	1
<b>Totals</b>	<b>12</b>	<b>4</b>

### QUARTERBACK HITS

Player	QBH
J.Clowney	13
B.McKinney	6
D.Reader	6
J.Watt	5
L.Houston	4
B.Scarlett	3
U.Kamalu	3
E.Pleasant	2
B.Dunn	2
C.Covington	2
D.Cole	2
K.Jackson	1
Z.Cunningham	1
J.Heath	1
W.Mercilus	1
K.Drummond	1
<b>Totals</b>	<b>53</b>

### PASSES DEFENSED

Player	PD
J.Joseph	7
K.Jackson	5
A.Hal	5
M.Gilchrist	5
M.Williams	4
E.Pleasant	3
Z.Cunningham	2
J.Clowney	2
K.Johnson	2
D.Cole	2
J.Watt	2
B.McKinney	1
B.Scarlett	1
C.Moore	1
C.Watkins	1
T.Decoud	1
A.Blackson	1
<b>Totals</b>	<b>45</b>

## SPECIAL TEAMS STATISTICS

PLAYER	Solo	Asst	Total	FF	FR
K.Drummond	7	3	10	0	0
B.Peters	6	1	7	0	0
Z.Cunningham	2	4	6	0	0
D.Cole	4	1	5	0	0
E.Pleasant	2	2	4	0	0
C.Moore	3	1	4	0	0
J.Todman	4	0	4	0	1
B.Scarlett	2	1	3	0	0
A.Blue	3	0	3	1	0
C.Thompson	3	0	3	0	2
S.Lechler	1	1	2	0	0
B.Heeney	0	2	2	0	0
J.Weeks	0	2	2	0	0
J.Jenkins	1	0	1	0	0
S.Anderson	1	0	1	0	0
T.Ervin	1	0	1	0	0
K.Fairbairn	1	0	1	0	0
J.Strong	0	1	1	0	0
J.Prosch	0	1	1	0	0
T.Decoud	0	0	0	0	1
<b>TEXANS</b>	<b>41</b>	<b>20</b>	<b>61</b>	<b>1</b>	<b>4</b>
<b>Opponents</b>	<b>48</b>	<b>15</b>	<b>63</b>	<b>1</b>	<b>0</b>

## TACKLES FOR LOSS

Player	TFL
J.Clowney	18
B.McKinney	10
B.Scarlett	6
K.Jackson	4
D.Reader	3
B.Dunn	3
D.Cole	3
J.Watt	3
C.Watkins	3
L.Houston	3
U.Kamalu	3
A.Hal	2
Z.Cunningham	2
J.Joseph	2
K.Johnson	1
E.Pleasant	1
C.Covington	1
J.Heath	1
M.Williams	1
W.Mercilus	1
J.Jenkins	1
K.Drummond	1
<b>Totals</b>	<b>73</b>

## SCORING MACHINE



HOPKINS

Texans WR DeAndre Hopkins is tied for first in the NFL in receiving touchdowns with nine this season (Seahawks TE Jimmy Graham and Steelers WR Antonio Brown).

Hopkins scored a touchdown in five straight games (Weeks 4-9), becoming the first player in franchise history to do so and only the second player in the NFL with a touchdown reception in five straight games this season, joining Jets WR Robby Anderson (Weeks 7-12).


Hopkins' nine receiving touchdowns in 2017 ties Andre Johnson (nine in 2009) for the second-most receiving touchdowns in a single season in franchise history. The franchise record is 11 by Hopkins in 2015. For the season, Hopkins has scored 54 points, tied for the fifth-most by a non-kicker in the NFL, trailing only Saints rookie RB Alvin Kamara (68), Rams RB Todd Gurley II (66), Brown (56) and Graham (56).

Hopkins is the first player in team history with a touchdown reception in six straight home games and the only player in the NFL this season to score a rushing or receiving touchdown in six straight home games (active streak). He has scored a touchdown in every home game this season.

In Week 5 vs. Kansas City, Hopkins finished with four receptions for 52 yards (13.0 avg.) and three touchdowns. Hopkins tied a franchise single-game high and set a single-game career high with three touchdown receptions, becoming the second player in team history with three touchdown receptions in the same game, joining Andre Johnson in Week 9 of the 2013 season vs. Indianapolis. Hopkins' 18 points scored are tied for the second-most points scored in a single game in team history and tied for the most by a non-kicker. Hopkins also tied for the second-most points scored in an NFL game this season and tied for first among non-kickers.

Hopkins has 32 career touchdown receptions and had seven in a five-game stretch (Weeks 4-9), the most in a five-game stretch by any player in Texans history. Hopkins also has the second-most receiving touchdowns by a Texan through 13 weeks in team history. He has the second-most receiving touchdowns in franchise history, third-most overall touchdowns in team history and the seventh-most total points scored in team history.

## GOING STREAKING



MILLER

Texans RB Lamar Miller is the only player in the NFL to produce 55-or-more scrimmage yards in each of his team's games this season. Miller is on a 14-game streak of 55-or-more scrimmage yards, dating back to Week 14 last year (he missed Weeks 16-17 in 2016), which is the longest active streak in the NFL and tied for the fourth-longest streak in Texans history.

Miller leads the team in rushing with 711 yards on 194 carries (3.66 avg.) and has 309 receiving yards on 31 receptions (10.0 avg.). He's also scored three rushing touchdowns and a single-season career-high three receiving touchdowns this year. He currently ranks eighth in yards from scrimmage in Texans history with 2,281.

Miller is one of six players in the NFL this season with 700-or-more rushing yards and 300-or-more receiving yards. He and WR DeAndre Hopkins join Steelers WR Antonio Brown, Saints RB Mark Ingram, Falcons WR Julio Jones and Bills RB LeSean McCoy as the only players to gain 900-or-more yards from scrimmage in each of the last four seasons.

### LONGEST ACTIVE STREAKS OF 55-OR-MORE SCRIMMAGE YARDS

Player	Team	Streak	Started	Total Yds
Lamar Miller	HOU	14 games	Wk 14 (2016)	1,231
Le'Veon Bell	PIT	11 games	Wk 2 (2017)	1,512
Alvin Kamara	NOR	9 games	Wk 4 (2017)	1,086
Todd Gurley II	LAR	7 games	Wk 6 (2017)	856
DeAndre Hopkins*	HOU	6 games	Wk 8 (2017)	702

\*Tied with three other players with an active six-game streak

### LONGEST STREAKS OF 55-OR-MORE SCRIMMAGE YARDS, TEXANS HISTORY

Player	Streak	Started	Ended	Total Yds
Domanick Williams	21	Wk 8 (2004)	Wk 14 (2005)	2,645
Arian Foster	17	Wk 4 (2011)	Wk 5 (2012)	2,393
Andre Johnson	15	Wk 2 (2009)	Wk 17 (2009)	1,544
Lamar Miller	14	Wk 14 (2016)	Active	1,231
Domanick Williams	14	Wk 4 (2003)	Wk 2 (2004)	1,627

## CLOWNEY COMIN'



CLOWNEY

Since the beginning of the 2016 season, Texans OLB/DE Jadeveon Clowney is second in the NFL with 34 tackles for loss in 26 games. Clowney's 18 tackles for loss this season are a career high and the second-most in the league, trailing Cardinals OLB Chandler Jones (21).

Clowney also has a team-high 9.0 sacks this year, which is a single-season career high for him and tied for the ninth-most in the NFL in 2017. He leads the Texans with 15.0 sacks in the last two seasons.

Clowney had a five-game sack streak (Weeks 8-12), which is the longest sack streak of his career, and produced 2.0-or-more sacks in two games this year, setting a single-season career high for multi-sack games.

Clowney now has 19.5 sacks in his career and 45 tackles for loss. He just passed Mario Williams (44) for the third-most tackles for loss in team history and Connor Barwin (19.0) for the fifth-most sacks.

Clowney tied his single-season career high with four tackles for loss at New England in Week 3 and had three tackles for loss in Week 10 at Los Angeles and Week 11 vs. Arizona. The former No. 1 overall pick has produced three-or-more tackles for loss in three games this season, the most in his career, and now has five total games in his career with three-or-more tackles for loss. He also has recorded 12 games in his career with multiple tackles for loss, including five this season. Clowney has 13 quarterback hits on the season and 38 in his career. He has three games with two-or-more quarterback hits this season and 10 in his career.

Clowney has registered two games with four-or-more tackles for loss in the last two seasons (Week 3 at New England this season and Week 5 at Minnesota in 2016). No other player in the NFL has more than one game with four-or-more tackles for loss since 2016. He is also the only player in the NFL with multiple games of three-or-more quarterback hits and three-or-more tackles for loss in the last two seasons (Week 3 and Week 11).

### MOST TACKLES FOR LOSS IN THE NFL, 2016-17

Rank	Player	Team	Games	TFLs
1	Chandler Jones	Arizona	28	36
2	Jadeveon Clowney	Houston	26	34
3	Cameron Jordan	New Orleans	28	30
4	Aaron Donald	L.A. Rams	27	29

## CAN'T STOP HOP

WR DeAndre Hopkins is near the top of the NFL in nearly every receiving categories this season. He has logged 77 receptions for 1,084 yards (14.1 avg.) and nine receiving touchdowns on 139 total targets. In Week 12, Hopkins surpassed the 1,000-yard receiving mark this season, becoming the fourth-fastest player in the NFL to do so this year, and passed Owen Daniels (385) for the second-most receptions in team history.

### WHERE DEANDRE HOPKINS RANKS IN 2017

Category	Hopkins	NFL Rank	NFL Leader
Targets	139	2nd	Antonio Brown - 141
Receptions	77	t-4th	Antonio Brown - 88
Receiving Yards	1,084	2nd	Antonio Brown - 1,296
Receiving Touchdowns	9	t-1st	Tied w/ J.Graham & A.Brown
Receiving First Downs	57	3rd	Antonio Brown - 63
Receptions of 25+ yards	12	t-1st	Tied w/ A.Brown & B.Cooks
100-yard Receiving Games	4	t-3rd	Antonio Brown - 7
4th Quarter Receiving Yards	421	1st	-
Yards at Catch	824	2nd	Antonio Brown - 940

## BIG DAY FOR STEPHEN A.



ANDERSON

In Week 13 at Tennessee, Texans TE Stephen Anderson set new single-game career highs in receptions and receiving yards while tying his career high in touchdowns. He finished with five receptions for 79 yards (15.8 avg.) and caught his first touchdown of the season on a four-yard pass from QB Tom Savage in the second quarter.

In his second season since signing as a college free agent, Anderson has set single-season career highs in receptions (22), yards (322), receiving average (14.6) and tied his high in touchdowns (one) while playing in 11 games (three starts).



## GOT A CATCH IN ALL



HOPKINS

WR DeAndre Hopkins hasn't missed a game since the Texans drafted him 27th overall in the 2013 NFL Draft and has recorded at least one reception in every game of his career (76 straight). Hopkins' streak of games with a reception to start his career is the longest active streak and the 12th-longest in the Super Bowl era.

In those 76 games, Hopkins has compiled 394 receptions for 5,571 receiving yards (14.1 avg.) and 32 receiving touchdowns. His 76 consecutive starts gives him the second-longest active streak among NFL wide receivers (Broncos WR Demaryius Thomas - 92).

### STREAK OF GAMES WITH A RECEPTION TO START A CAREER, SUPER BOWL ERA

Rk	Player	Teams	Game Streak	Start	End
1	Marvin Harrison	IND	190	9/1/96	12/28/08
2	Keyshawn Johnson	NYJ, TB, DAL, CAR	167	9/1/96	12/31/06
3	Marshall Faulk	IND, STL	158	9/4/94	12/19/04
4	Jeremy Shockey	NYG, NO, CAR	136	9/5/02	1/1/12
5	Calvin Johnson	DET	135	9/9/07	1/3/16
6	Michael Crabtree	SF, OAK	120	10/25/09	11/26/17
7	Randy Moss	MIN	101	9/6/98	10/17/04
8	Kellen Winslow	CLE, TB, NE, NYJ	95	9/12/04	9/12/13
9	Santonio Holmes	PIT, NYJ	87	9/7/06	12/24/11
10	Kevin Johnson	CLE, JAX, BAL	81	9/12/99	9/19/04
11	Rob Gronkowski	NE	80	9/12/10	1/3/16
12	DeAndre Hopkins	HOU	76	9/9/13	Current

Hopkins' streak of 76 games is also the longest in franchise to start a career, passing Andre Johnson's streak of 35 straight games with a reception to start his career (2003-07). Hopkins, Johnson and WR Will Fuller V are the only players in Texans history with a reception in 20 straight games to start their career. Hopkins and Fuller are both on active streaks.

### LONGEST RECEPTION STREAKS TO START A CAREER, TEXANS HISTORY

Player	Seasons	Gms
DeAndre Hopkins	2013-active	76
Andre Johnson	2003-07	35
Will Fuller V	2016-active	20

Hopkins' streak is also the third-longest streak in Texans history, trailing Johnson's 133-game streak from 2005-14 and Owen Daniels' 88-game streak from 2006-13.

### LONGEST RECEPTION STREAKS, TEXANS HISTORY

Player	Seasons	Gms
Andre Johnson	2005-14	133
Owen Daniels	2006-13	88
DeAndre Hopkins	2013-active	76
Arian Foster	2010-12	37

## LOOK BACK AT IT

The Texans offense has been much improved through 13 weeks this season compared to the 2016 season. Houston has increased their total in nearly every offensive category this year.

### TEXANS 2016 OFFENSE THROUGH 13 WEEKS VS. 2017 OFFENSE THROUGH 13 WEEKS

Category	2016 (NFL Rk)	2017 (NFL Rk)	Difference
Points Per Game	17.3 (28th)	24.7 (8th)	+7.4
Total Net Yds Per Game	316.1 (28th)	348.9 (14th)	+32.8
Overall TDs	20 (31st)	35 (t-5th)	+15
Passing Yds Per Game	194.9 (30th)	231.9 (16th)	+37
Passing TDs	14 (t-22nd)	24 (4th)	+10
Passing Yds Per Attempt	5.77 (32nd)	7.34 (13th)	+1.57
Passer Rating	74.2 (31st)	87.1 (18th)	+12.9
25+ Yard Pass Comps.	12 (32nd)	32 (3rd)	+20
Rushing TDs	4 (t-31st)	7 (t-20th)	+3
Total First Downs	225 (24th)	258 (t-4th)	+33
4th Down Percentage	31.3 (30th)	57.1 (t-9th)	+25.8

## HOUSTON, WE HAVE A TOUCHDOWN

The Texans have scored 30-or-more points six times this season, tying the franchise record for the most games with 30-or-more points in a season (2012). Houston is also tied for the third-most games of 30-or-more points in the NFL. The Eagles and Rams lead the league with seven each.

The Texans are eighth in the NFL in points per game (24.7), fourth in passing touchdowns (24) and tied for fifth in overall touchdowns scored (35) this year. Houston has recorded two passing touchdowns and two rushing touchdowns in a game twice this season (Week 11 vs. Arizona and Week 4 vs. Tennessee). Houston is the only AFC team and fifth NFL team to record multiple games with two-or-more passing touchdowns and two-or-more rushing touchdowns in 2017. The last time Houston recorded multiple games with two-or-more passing touchdowns and two-or-more rushing touchdowns in a season was in 2011.

From Weeks 3-8, Houston scored 30-or-more points in five straight games for the first time in franchise history and is one of two teams in the NFL this season to score 30-or-more points in five straight games, joining the Eagles (Weeks 7-12). Houston also gained 340-or-more yards of offense in five straight games from Weeks 3-8, tied for the fourth-longest streak in team history.

The Texans scored five-or-more touchdowns in back-to-back games in Weeks 4 and 5 and are one of three teams in the NFL with five-or-more touchdowns in back-to-back games this season, joining Green Bay (Weeks 4-5) and Philadelphia (Weeks 9-11 with a bye in Week 10).

## LUCKY NUMBER SEVEN

Texans WR DeAndre Hopkins leads the NFL with eight games of seven-or-more receptions (Weeks 1-4, 8, 10 and 12-13). He also leads the league in most games with 70-or-more receiving yards in 2017 with nine. Hopkins has four games with six-or-more receptions and 100-or-more receiving yards this season, tied for second-most in the NFL, trailing only Steelers WR Antonio Brown (seven games).

Hopkins opened up the season with four straight games of seven-or-more receptions for the first time in his career. Including Week 17 last season, Hopkins recorded seven-or-more receptions in five straight games, which was the first time in his career he has put together five consecutive games with seven-or-more receptions. Hopkins was the only receiver in the NFL this season to have seven-or-more receptions in each of the first four games.

In Week 4, Hopkins finished with a season-high 10 receptions for 107 yards (10.7 avg.) and one touchdown. It was his third career game with 10-or-more receptions and first since Week 6 of 2015 at Jacksonville.

## DEEP THREATS


The Texans have 10 touchdown passes of 20-or-more yards this season, tied for the fourth-most in the NFL in 2017. WR Will Fuller V has four, WR DeAndre Hopkins has four and WR Bruce Ellington has two. The Texans' 10 touchdown receptions of 20-or-more yards is a single-season franchise record. Houston recorded their 10th touchdown reception of 20-or-more yards on a 28-yard pass from QB Tom Savage to Hopkins in Week 11 vs. Arizona. The Texans are also third in the NFL this season in receptions over 25 yards with 32 total.

In Week 13 at Tennessee, Houston had three players, Hopkins (80), TE Stephen Anderson (79) and WR Braxton Miller (71), record 70-or-more receiving yards in a game for the first time since Week 14 of the 2013 season at Jacksonville when Andre Johnson (154 yards), Hopkins (76) and Garrett Graham (73) and each had 70-or-more receiving yards.

The Texans have also had three different players record a reception of 50-or-more yards this season: Hopkins (72-yard touchdown in Week 8 at Seattle), Fuller V (59-yard touchdown in Week 8 at Seattle) and Miller (57-yard catch in Week 13 at Tennessee). The last time Houston had three players record a reception of 50-or-more yards in the same season was 2012 when Johnson, Kevin Walter and Lestar Jean accomplished the feat.

It's not just the wide receivers who are deep threats for Houston this season. The Texans have had an NFL-high three running backs (RB Andre Ellington, RB Lamar Miller and RB D'Onta Foreman) record a reception of 25-or-more yards this season.

## WHAT A SAVAGE



SAVAGE

In Week 13 at Tennessee, QB Tom Savage threw for 300 yards for the first time in his career and became the eighth quarterback in franchise history to do so. Savage completed 31-of-49 passes (63.3%) for a single-game career high 365 yards, one touchdown, one interception and an 84.1 passer rating. He became the third quarterback in franchise history with 30-or-more completions in a game, joining David Carr and Matt Schaub.

Savage is the second player to throw for 300 yards for Houston this season (QB Deshaun Watson did it in Week 3 at New England and Week 8 at Seattle). The only other time in franchise history that two separate players threw for 300 yards in a game was 2013 when Matt Schaub and Case Keenum each did it once.

Savage completed a career-long 57-yard pass to WR Braxton Miller in the second quarter to set up Houston's first touchdown of the game to TE Stephen Anderson. He now has five touchdown passes on the season and in his career. Savage led Houston to 331 passing yards in Week 13, which is the second-most it has gained in a game this season (367 at Seattle in Week 8), and 17 passing first downs, which is also the second-most they've had in a game this season (19 in Week 4 vs. Tennessee).

## TAKING IT TO THE HOUSE

The Texans are tied for third in the NFL with four defensive touchdowns this season. Houston has two interceptions returned for touchdowns, which is tied for the fourth-most in the NFL, and has two fumble recoveries returned for touchdowns, which is tied for the second-most in the NFL.

Houston's single-season franchise record for defensive touchdowns is five, which was set in 2004 and 2014. Their 2017 total of four is tied for the most through 13 weeks in team history (2014).

The Texans single-season franchise record for interceptions returned for a touchdown is four, which was set in 2014, and their 2017 total of two is tied for the third-most through 13 weeks in franchise history (three in 2012 and 2014). Rookie ILB Dylan Cole had a 25-yarder in Week 4 vs. Tennessee off Titans QB Marcus Mariota and CB Johnathan Joseph had a career-long 82-yarder in Week 6 vs. Cleveland off Browns QB Kevin Hogan, which was also the fourth-longest interception return in team history.

Houston's single-season franchise record for fumbles returned for a touchdown is three, which was set in 2004 and 2007, and their 2017 total of two is the second-most through 13 weeks in franchise history (three in 2007). OLB/DE Jadeveon Clowney had a 22-yarder in Week 3 at New England off Patriots QB Tom Brady and OLB Lamarr Houston had a 34-yarder in Week 9 vs. Indianapolis off Colts QB Jacoby Brissett.

### NFL LEADERS IN DEFENSIVE TOUCHDOWNS, 2017

Rank	Team	Def TDs	Int TDs	Fum TDs
1	Jacksonville Jaguars	6	2	4
2	Detroit Lions	5	3	2
3t	Houston Texans	4	2	2
3t	Baltimore Ravens	4	3	1

## CUNNINGHAM COMES HOME



CUNNINGHAM

In Week 13 at Tennessee, ILB Zach Cunningham recorded the first sack and the first two tackles for loss of his NFL career. The rookie from Vanderbilt returned to Nashville for the first time since college and finished with four total tackles (three solo), 1.0 sack on Titans QB Marcus Mariota for a loss of three yards in the fourth quarter, one quarterback hit and two tackles for loss.

Cunningham is the only rookie inside linebacker in the NFL this season to post 1.0-or-more sacks, two-or-more tackles for loss and one-or-more quarterback hits in the same game. He is also the third rookie inside linebacker in franchise history to accomplish the feat, joining ILB Brian Cushing and ILB Benardrick McKinney.

Cunningham is fourth on the team with 47 total tackles (24 solo) and third with six special teams tackles in 12 games (nine starts) this season. He forced the first fumble of his career in Week 5 vs. Kansas City when he also had a career-high nine total tackles (four solo).

## HIGH FIVE

Despite only being 13 weeks into his fifth season, WR DeAndre Hopkins has posted the most receptions (394), receiving yards (5,571) and receiving touchdowns (32) through the first five seasons of a player's career in Texans history. He is also tied for the most 100-yard receiving games (17).

### MOST RECEPTIONS IN FIRST FIVE SEASONS, TEXANS HISTORY

Player	Seasons	Rec.
DeAndre Hopkins	2013-17	394
Andre Johnson	2003-07	371
Owen Daniels	2006-10	245

### MOST RECEIVING YARDS IN FIRST FIVE SEASONS, TEXANS HISTORY

Player	Seasons	Yds
DeAndre Hopkins	2013-17	5,571
Andre Johnson	2003-07	4,804
Owen Daniels	2006-10	2,972

### MOST RECEIVING TOUCHDOWNS IN FIRST FIVE SEASONS, TEXANS HISTORY

Player	Seasons	TDs
DeAndre Hopkins	2013-17	32
Andre Johnson	2003-07	25
Owen Daniels	2006-10	17

### MOST 100-YARD RECEIVING GAMES IN FIRST FIVE SEASONS, TEXANS HISTORY

Player	Seasons	Gms
DeAndre Hopkins	2013-17	17
Andre Johnson	2003-07	17
Will Fuller V	2016-17	3
Owen Daniels	2006-10	3
Arian Foster	2009-13	3

Hopkins' first five seasons of his career is one of the best five-year stretches for a player in team history. Hopkins has the seventh-most receptions for a player over any five-year period in team history, the sixth-most receiving yards and is tied for the fourth-most touchdown receptions.

### MOST RECEPTIONS OVER FIVE-YEAR PERIOD, TEXANS HISTORY

Player	Seasons	Rec.
Andre Johnson	2006-10	465
Andre Johnson	2008-12	447
Andre Johnson	2005-09	442
Andre Johnson	2009-13	441
Andre Johnson	2004-08	420
Andre Johnson	2007-11	395
DeAndre Hopkins	2013-17	394

### MOST RECEIVING YARDS OVER FIVE-YEAR PERIOD, TEXANS HISTORY

Player	Seasons	Yds
Andre Johnson	2008-12	6,450
Andre Johnson	2006-10	6,358
Andre Johnson	2009-13	6,282
Andre Johnson	2005-09	5,830
Andre Johnson	2007-11	5,703
DeAndre Hopkins	2013-17	5,571

### MOST TD RECEPTIONS OVER FIVE-YEAR PERIOD, TEXANS HISTORY

Player	Seasons	TDs
Andre Johnson	2006-10	38
Andre Johnson	2007-11	35
Andre Johnson	2005-09	32
DeAndre Hopkins	2013-17	32

## NOT YOUR AVERAGE JOE

WR DeAndre Hopkins holds the best career yards per catch average in franchise history at 14.1. This season, he is averaging 14.1 yards per reception.

### HIGHEST CAREER RECEIVING AVERAGE, TEAM HISTORY (MIN. 200 REC.)

Rk	Player	Years	Rec.	Yds.	Avg.
1	DeAndre Hopkins	2013-17	394	5,571	14.1
2	Andre Johnson	2003-14	1,012	13,597	13.4
3	Kevin Walter	2006-12	326	4,083	12.5
4	Owen Daniels	2006-13	385	4,617	12.0

## BRAXTON'S BEST



MILLER

Texans WR Braxton Miller is coming off the best two games of his NFL career in Weeks 12 and 13.

In Week 13 at Tennessee, Miller caught four passes for a single-game career high 71 yards (17.8 avg.) and recorded a career-long 57-yard reception in the second quarter to set up Houston's only touchdown of the game, a four-yard pass from QB Tom Savage to TE Stephen Anderson.

Miller became the third Texan to record a reception of 50-or-more yards this season, joining WR DeAndre Hopkins and WR Will Fuller V. The last time Houston had three players record a reception of 50-or-more yards in the same season was 2012 when Andre Johnson, Kevin Walter and Lestar Jean accomplished the feat.

Miller surpassed his single-game career high in receiving yards in back-to-back weeks after starting at wide receiver in Week 12 at Baltimore. In that game, Miller recorded 43 receiving yards and tied his single-game career high in receptions with five. Miller also had five receptions in Week 11 at Oakland last season when the Texans played in Mexico City.

This season, Miller has logged career highs in receptions (16), receiving yards (148), receiving average (9.3 avg.) and tied his career high in touchdowns (one) in nine games (two starts). He's also contributed on special teams with an eight-yard punt return and a fair catch.

## HOP INTO HISTORY

Texans WR DeAndre Hopkins has compiled 394 receptions for 5,571 receiving yards (14.1 avg.) and 32 touchdowns since the Texans drafted him 27th overall in the 2013 NFL Draft.

Hopkins eclipsed 5,000 career receiving yards in Week 8 at Seattle this season, becoming the third-youngest player in NFL history to do so. Only Randy Moss and Cardinals WR Larry Fitzgerald surpassed 5,000 receiving yards at a younger age.

### YOUNGEST NFL PLAYERS TO REACH 5,000 CAREER REC. YARDS

Randy Moss (Minnesota, 1998-2001) - 24 years, 9 months, 20 days old  
 Larry Fitzgerald (Arizona, 2004-08) - 25 years, 1 month, 6 days old  
 DeAndre Hopkins (Houston, 2013-17) - 25 years, 4 months, 24 days old

Hopkins eclipsed 350 receptions in Week 5 vs. Kansas City, becoming the third-youngest player in NFL history to accomplish that feat as well. Only Cardinals WR Larry Fitzgerald and Dolphins WR Jarvis Landry surpassed 350 receptions at a younger age.

### YOUNGEST NFL PLAYERS TO REACH 350 CAREER CATCHES

Jarvis Landry (Miami, 2014-17) - 24 years, 11 months, 23 days old  
 Larry Fitzgerald (Arizona, 2004-08) - 25 years, 29 days old  
 DeAndre Hopkins (Houston, 2013-17) - 25 years, 4 months, 3 days old

Hopkins reached 5,000 receiving yards in the fewest games in Texans history (71 games). Andre Johnson was the second-fastest, surpassing that total in his 74th game. Hopkins reached 350 receptions in the second-fewest games (69 games) in franchise history as it took Johnson just 67 games to reach that total.

## ADVANCED READER



READER

NT/DE D.J. Reader has become a force for the Texans in his second NFL season. Reader has already set single-season career highs in total tackles (42), solo tackles (20), quarterback hits (six), tackles for loss (three) and games started (12). He's also tied his single-season career high in sacks with 1.0.

Reader is fifth on the team in total tackles and 16th in the NFL among all defensive linemen. He is also tied for second on the team in quarterback hits with six this season while playing both nose tackle and defensive end for the Texans.

In Week 8 at Seattle, Reader had a single-game career-high six tackles (two solo) to go along with two quarterback hits and one tackle for loss. He's recorded five-or-more total tackles in six games this season after not having three total tackles in any game during his rookie season in 2016.

## B-MAC'S SACKS



McKINNEY

Texans ILB Benardrick McKinney has compiled a team-leading 74 total tackles (48 solo), 3.0 sacks, six quarterback hits, a single-season career-high 10 tackles for loss, one forced fumble and one pass defensed while starting all 12 games this season. Among all NFL players with 3.0-or-more sacks in 2017, McKinney is fourth in total tackles.

In Week 2 at Cincinnati, McKinney compiled six total tackles (four solo), including three tackles for loss and 2.0 sacks. He became just the fourth Texans linebacker and sixth player in team history to record six-or-more total tackles, three-or-more tackles for loss and 2.0-or-more sacks in a game. OLB/DE Jadeveon Clowney also did it in Week 3 at New England this season.

In Week 11 vs. Arizona, McKinney finished with a team-high nine total tackles (seven solo) and had two tackles for loss. It marked his sixth career game with multiple tackles for loss. He is currently tied for ninth in team history with 25 total tackles for loss in his career (OLB Brooks Reed) and 11th in Texans history in total tackles with 261.

Last season, McKinney was the only player in the NFL and the second in Texans history with at least 100 tackles and 5.0 sacks in a season (Jamie Sharper, 2002).

## PEER PRESSURE



CLOWNEY

In Week 3 at New England, Texans OLB/DE Jadeveon Clowney compiled six total tackles (six solo), 2.0 sacks, three quarterback hits, four tackles for loss and a fumble recovery that was returned for a touchdown.

Only one other NFL player has had five-or-more total tackles, 2.0-or-more sacks, three-or-more tackles for loss, three-or-more quarterback hits and a fumble returned for a touchdown in the same game since all those stats became officially tracked by the NFL: Texans DE J.J. Watt.

Watt accomplished the milestone in Week 6 of the 2014 season against Indianapolis when he compiled seven total tackles (four solo), 2.0 sacks, four quarterback hits, three tackles for loss and a fumble recovery for a touchdown. Watt also added three passes defensed in that game.

Watt led the NFL in fumble recoveries in 2014 with five, which were the most by a defensive lineman since Justin Tuck had five for the Giants in 2010. Clowney is currently tied for fifth in the NFL in defensive fumble recoveries with two and is third in the NFL in fumble return yards with 71 this season.

Clowney has had two games this season with five-or-more total tackles, 2.0-or-more sacks and three-or-more tackles for loss (Week 3 at New England and Week 11 vs. Arizona). He is the only player in the NFL with two such games this season. The Texans are also one of three teams in the NFL (Atlanta and Green Bay) with two different players compiling five-or-more total tackles, 2.0-or-more sacks and three-or-more tackles for loss in a game this season as ILB Benardrick McKinney did it in Week 2 at Cincinnati and Houston is only team to accomplish the feat three separate times in 2017.

## RUNNING START

The Texans have rushed for 1,404 yards this season, which is the 10th-highest mark in the NFL and the sixth-highest total in team history through 13 weeks. RB Lamar Miller leads the way with 711 yards on 194 carries (3.66 avg.) and the Texans have three rushers over 250 yards on the season: Miller, QB Deshaun Watson and RB D'Onta Foreman. Foreman had 327 rushing yards and Watson had 269 before each was placed on Injured Reserve.

In Week 11 vs. Arizona, Houston had two players rush for 60-or-more yards (Miller - 61 and Foreman - 65) for the second time this season. Watson (67) and Miller (61) accomplished the feat in Week 2 at Cincinnati.

The Texans also ran for 120-or-more rushing yards in six straight games this season (Week 2-8), which is the longest streak in franchise history and the second-longest streak in the NFL in 2017. Jacksonville rushed for 120-or-more yards in eight straight games (Week 3-11).

## DYNAMIC DUO



HOPKINS

Texans WR DeAndre Hopkins (nine receiving touchdowns) and WR Will Fuller V (seven) are tied for first and tied for fifth in the NFL in touchdown receptions this season, respectively. The duo has combined for 16 receiving touchdowns, which is the most by any pair of teammates in the NFL in 2017. The Texans have only had two receivers with seven-or-more touchdown receptions in a season one other time in franchise history. In 2008, Andre Johnson and Kevin Walter each caught eight touchdowns on the year.



FULLER V

From Week 4-8, Fuller V and Hopkins each had a touchdown reception in four consecutive games, becoming the first set of teammates to do so since Randall Cobb and Jordy Nelson (Green Bay) in 2014, and each had six-or-more touchdown receptions in the four-game span, becoming the first set of teammates to record six-or-more touchdowns in a four-game span since Al Toon and Wesley Walker (New York Jets) in 1986.

In Week 8 at Seattle, Hopkins (224) and Fuller V (125) each had over 100 receiving yards and it was the first time since Week 2 of 2016 vs. Kansas City (when Hopkins had 113 and Fuller V had 104) that Houston had two players with 100-or-more receiving yards in the same game. Hopkins (224) and Fuller V (125) also combined for the most receiving yards (349) by any tandem in a single NFL game since Detroit's Calvin Johnson (329) and Kris Durham (54) tallied 383 yards vs. Dallas in Week 8 of the 2013 season.

The last teammates with combined 340-or-more yards and three-or-more receiving touchdowns in a game were Houston's Andre Johnson (273 yards, one touchdown) and Garrett Graham (82 yards, two touchdowns) in Week 11 of the 2012 season vs. Jacksonville (11/18/12).

In Week 5 vs. Kansas City, Hopkins (three) and Fuller V (two) each had multiple receiving touchdowns, marking the first time in franchise history the Texans had two players with multiple receiving touchdowns in the same game. Hopkins and Fuller also became the third and fourth players in team history with a touchdown reception in four straight games (Weeks 4-8), joining Arian Foster (2014) and Andre Johnson (2007 and 2010-11). Hopkins had a touchdown reception in five straight games (Weeks 4-9), becoming the first player in team history to accomplish the feat.

## GAME CHANGER



CLOWNEY

OLB/DE Jadeveon Clowney is currently tied for fifth in the NFL in defensive fumble recoveries with two (Buccaneers OLB Lavonte David has four) and is third in the NFL in fumble return yards with 71 this season. The two recoveries are the first two of Clowney's NFL career.

In Week 3 at New England, Clowney recovered a fumble from Patriots QB Tom Brady and returned it 22 yards for a touchdown in the second quarter. OLB Whitney Mercilus caused the fumble on a strip-sack to set up the first touchdown of Clowney's career. In that game, Clowney became the third player in franchise history with 2.0 sacks and a fumble return for a touchdown in a game, joining DE Mario Williams and DE J.J. Watt. Clowney also scored the first defensive touchdown by any player off a fumble by Patriots QB Tom Brady since Dwan Edwards in Week 4 of 2009 against Baltimore.

In Week 2 at Cincinnati, Clowney recovered his first career fumble and returned it 49 yards to the Bengals 20-yard line. Texans CB Kareem Jackson caused the fumble on Bengals WR John Ross. Clowney's 49-yard fumble return tied for the fifth-longest in franchise history and is the longest ever by a Texans player weighing 270-or-more pounds.

### LONGEST FUMBLE RETURNS, TEXANS HISTORY

Rank	Player	Date	Opponent	Yards
1	Antwan Peek	12/26/04	Jacksonville	66 yards
2	Charlie Anderson	12/19/04	Chicago	60 yards
3	Demarcus Faggins	12/3/06	Oakland	58 yards
4	Kevin Johnson	9/18/16	Kansas City	53 yards
5t	Johnathan Joseph	9/14/14	Oakland	49 yards
5t	Jadeveon Clowney	9/14/17	Cincinnati	49 yards

## 'LEG'-LER NOT SLOWING DOWN



LECHLER

Texans P Shane Lechler has shown no signs of slowing down in his 18th season in the NFL. In Week 11 at Los Angeles, Lechler punted six times for 281 yards (46.8 avg.), and pinned four punts inside the 20-yard line, including two punts inside the five-yard line. He passed Sean Landeta (1,401) for the second-most punts in NFL history and became the franchise's all-time leader in punts inside the 20 (Chad Stanley had 135 from 2002-06).

Lechler has two games with a net punt average over 50 yards this season (Week 4 vs. TEN and Week 8 at SEA). He has eight games in his career (2000-17) with a net punt average over 50 yards and has only had two such games in the same season one other time (2007).

In Week 3 at New England, Lechler had a 68-yard punt in the first quarter, which is the third-longest punt in franchise history and tied for the ninth-longest punt in the NFL this season. For the game, Lechler punted four times for 234 yards (58.5 avg.). His 58.5 punt average is the highest single-game average by a punter in 2017 (minimum four punts).

In Week 2 at Cincinnati, Lechler punted nine times for 440 yards (48.9 avg.). Lechler's 440 yards punting in Week 2 are the fourth-most by a player in a game this season and his nine punts are tied for the third-most by a player in a game this season.

Lechler has played in 250 straight regular season games, which is the longest active streak in the NFL and the fifth-longest streak in NFL history. He is also tied with Jim Marshall (282) for the 16th-most games played in NFL history.

### WHERE SHANE LECHLER RANKS IN 2017

Category	Lechler	NFL Rank	NFL Leader
Punts	64	t-5th	Brad Wing - 70
Punting Yards	3,132	2nd	Brad Wing - 3,142
Punting Average	48.9	3rd	Brett Kern - 51.4
Punts Inside the 20	24	t-6th	Sam Koch - 31
Net Punting Yards	2,671	5th	Rigoberto Sanchez - 2,899
Net Punting Average	41.7	8th	Brett Kern - 45.4
Punting Long	68 (Week 2)	t-9th	B.Kern & J.Ryan - 74

## MILLER TIME



MILLER

Since 2014, RB Lamar Miller has rushed for 3,755 yards, which is the fourth-most in the NFL during that span, while his 24 rushing touchdowns are tied for the ninth-most.

This season, Miller ranks seventh in the NFL and fifth in the AFC in rushing attempts with 194, 10th in the NFL and sixth in the AFC in rushing yards with 711 and ninth in the NFL and fifth in the AFC in first downs rushing with 37. He is also the only player in the NFL to have 40-or-more rushing yards in every game this season and leads in the NFL in games with 50-or-more rushing yards (11 games).

Miller ranks fourth in team history in carries (462), fifth in rushing yards (1,784) and is tied with David Carr (eight) for seventh in rushing touchdowns. In his first year with the Texans in 2016, Miller racked up 1,073 rushing yards, which ranked sixth in the AFC and 10th in the NFL. His 268 carries set a single-season career-high and his 1,073 rushing yards were the second-highest mark of his career. Miller also posted four 100-yard rushing games last year, which was a career-high.

### MOST RUSHING YARDS IN THE NFL, SINCE 2014

Player	Teams	G	Att	Yds	Avg	Lg	TD
DeMarco Murray	Dal-Phi-Ten	59	1018	4352	4.28	75t	33
LeSean McCoy	Phi-Buf	55	956	4332	4.53	75t	25
Le'Veon Bell	Pit	46	934	4242	4.54	81	23
Lamar Miller	Mia-Hou	58	872	3755	4.31	97t	24
Frank Gore	SF-Ind	60	952	3730	3.92	52t	17

In 2016, Miller posted his third-straight season with over 1,200 scrimmage yards, which is tied for the third-longest active streak in the league and the second-longest among running backs. Colts RB Frank Gore has 1,200 scrimmage yards in 11 straight seasons, Steelers WR Antonio Brown has done it in four straight, and Giants WR Odell Beckham Jr., Falcons WR Julio Jones and Packers WR Jordy Nelson are tied with three.

## K-JACK ON THE ATTACK



JACKSON

This season, Texans CB **Kareem Jackson** is second on the team with 59 total tackles (43 solo) and fourth with four tackles for loss. Among cornerbacks in 2017, Jackson is tied for third in total tackles and tied for third in tackles for loss in the NFL. Jackson has produced eight games with five-or-more total tackles this year, the most he's had in a season since his rookie year in 2010 (eight) and tied for the second-most by a cornerback in the NFL in 2017.

In Week 11 vs. Arizona, Jackson finished with seven total tackles (six solo) and one pass defended. He had a season-high eight total tackles at Cincinnati in Week 2. Among active cornerbacks, Jackson is 12th with 455 career tackles and now ranks third in team history in tackles, trailing ILB Brian Cushing and DeMeco Ryans.

## TURNOVER DIFFERENTIAL

Since 2015, the Texans have won all 13 games in which they had a positive turnover differential. The 100% winning percentage in those games is tied with Denver for the best in the league over that span.

### WIN % IN GAMES WITH POSITIVE T.O. DIFFERENTIAL, SINCE 2015

Rank	Team	G	Tm Win %
1t	Houston Texans	13	100.00
1t	Denver Broncos	14	100.00
3	Carolina Panthers	21	95.24
4	Arizona Cardinals	15	93.33
5	New England Patriots	23	91.30

## PUNCHING IT OUT

The Texans are tied for fourth in the NFL in fumbles forced this season with 12. Houston opened the season with a forced fumble in nine consecutive games and tied a single-game franchise record with four against New England in Week 3 (Week 2 of 2014 at Oakland and Week 13 of 2005 at Baltimore). In Week 8 vs. Indianapolis, Houston recovered a fumble and returned it for a touchdown for the second time this season (Week 3 at New England). Houston's two fumbles returned for a touchdown are the most in a season for the Texans since having three in 2007. The Texans' 12 forced fumbles this year are the most since having 16 in 2014.

Houston has 10 players with at least one forced fumble this season. OLB/DE Jadeveon Clowney and S Andre Hal lead the way with two each and the following eight players have one each: ILB Benardrick McKinney, CB Kareem Jackson, ILB Zach Cunningham, S Marcus Gilchrist, S Eddie Pleasant, DE Christian Covington, OLB Whitney Mercilus and OLB Lamarr Houston. On special teams, RB Alfred Blue has Houston's only forced fumble of the year (Week 13 at Tennessee).

## BRUCE BRINGING THE JUICE



ELLINGTON

WR **Bruce Ellington** is having a career year with the Texans in 2017. He has already set new single-season career highs in receptions (29), receiving yards (330) and tied his career high in touchdowns (two) in 11 games, including six starts. Coming into this season, Ellington had never started a game in his NFL career after the 49ers drafted him in the fourth round (106th overall) in the 2014 Draft.

Ellington has also been a contributor on special teams for the Texans, returning five punts for 47 yards (9.4 avg.) and having four fair catches since taking over punt return duties in Week 10 at Los Angeles. In Week 12 at Baltimore, Ellington joined WR **Will Fuller V** as the only Texans with a punt return of 20-or-more yards and reception of 20-or-more yards in the same game this season. Fuller did it twice (Weeks 5-6) and Houston is the only team in the NFL with multiple players who have accomplished the feat in a game this season.

In Week 11 vs. Arizona, Ellington set single-game career highs for receptions (six) and receiving yards (63). It was his third game with four-or-more receptions this season (Week 3 at New England and Week 10 at Los Angeles) after never having more than three catches in a game coming into this season. Ellington also caught touchdowns in Week 3 and 10.

The Texans signed Ellington as a free agent on Aug. 11, 2017.

## A PLEASANT SURPRISE



PLEASANT

This season, Texans S **Eddie Pleasant** has compiled 24 total tackles (19 solo), 2.0 sacks, one interception, three passes defended, two quarterback hits, one tackle for loss and one forced fumble in 12 games played (no starts).

He is one of four safeties in the NFL to produce 2.0-or-more sacks and an interception in 2017 and the only one of the four safeties without a start. Lions S **Tavon Wilson** (nine starts), Bills S **Jordan Poyer** (11 starts) and Ravens S **Tony Jefferson** (12 starts) are the other three.

In Week 11 vs. Arizona, Pleasant finished with three total tackles (two solo), two passes defended and one interception. He picked off Cardinals QB **Blaine Gabbert** in the fourth quarter for his first interception of the season and recorded his first game with multiple passes defended in 2017. Pleasant is the sixth different Texans player to intercept a pass this season and gives Houston 10 interceptions as team in 2017. Houston had 11 interceptions all of last season.

In Week 9 vs. Indianapolis, Pleasant finished with four total tackles (three solo), 2.0 sacks for a loss of 21 total yards, two quarterback hits, one tackle for loss and one forced fumble. Pleasant became the seventh defensive back in NFL history with 2.0-or-more sacks, a forced fumble and a tackle for loss in the same game and the first since former Broncos S T.J. Ward in Week 4 of 2015 vs. Minnesota.

Pleasant recorded a sack on Colts QB **Jacoby Brissett** on back-to-back defensive plays in Week 9. He became the first defensive back to record 2.0-or-more sacks in a game for the Texans since **Dunta Robinson** had 2.0 in Week 14 of 2004 vs. the Colts and the first safety with 2.0-or-more sacks in a game in team history.

In the second quarter, Pleasant sacked and forced a fumble on Brissett, which was recovered by OLB **Lamarr Houston** and returned 34 yards for a touchdown. It was the first forced fumble of Pleasant's career and he became the 10th Texan with a forced fumble this season.

Pleasant's 2.0 sacks in 2017 rank as the second-most by a safety in a single season in team history and are the first two full sacks of his career. He now has 2.5 career sacks since entering the league in 2012.

Pleasant has also been a major contributor on special teams with four total tackles (two solo) this season and currently ranks 10th in team history in total special teams tackles (29).

## KICKIN' IT WITH KA'IMI



FAIRBAIRN

Texans K **Ka'imi Fairbairn** made 11 straight field goal attempts to start the season, the most consecutive field goals made to start a Texans career in franchise history. He is now 17-for-21 (81.0 percent) for the season.

Fairbairn has been especially successful kicking off this season with 43 touchbacks, which is already a single-season franchise record, and is ranked fourth in the NFL in touchbacks in 2017. He also already has the fourth-most career touchbacks in team history and the 15th-most points scored. Fairbairn has the highest touchback percentage through 13 weeks in team history (69.4%) and the eighth-highest in the NFL this season.

Fairbairn is the first player in team history to score 15 points twice in one season and his 15 points are tied for the ninth-most by a kicker in a game this year. In Week 3 at New England, Fairbairn was 4-for-4 on field goals and 3-for-3 on extra points. In Week 4 vs. Tennessee, he was 3-for-3 on field goals and 6-for-7 on extra points. Fairbairn also hit a career-long 50-yard field goal in Week 4 and recorded his first special teams tackle. In Week 12 at Baltimore, Fairbairn scored 10 total points on three made field goals (25 yards, 36 yards and 37 yards) and had one made extra point attempt.

Fairbairn is the first undrafted kicker to make his NFL debut with the Texans. He was born in Kailua, Hawaii and is the first kicker or punter from Hawaii to reach the NFL. His full name is John Christian Ka'iminoealoamek a'ikeokekumupa'a Fairbairn. In Hawaiian culture, his name means 'seeker of knowledge.' Fairbairn was a consensus first-team All-American as a senior at UCLA and was awarded the Lou Groza Award as the nation's top college kicker in 2015. Fairbairn was the first Bruin to score at least 100 points in each of his four seasons at UCLA. In 2015, he hit the first 60-yard field goal in the Football Bowl Subdivision since 2012.

## HOLDING ON TO HALFTIME LEADS

Under Head Coach **Bill O'Brien** (2014-17), the Texans are 21-0 when leading at halftime of a regular season game. Houston is the only team in the NFL that has not given up a halftime lead since 2014.

### BEST WINNING PERCENTAGE WHEN LEADING AT HALFTIME, 2014-17

Rank/Team	Games	Record	Win %
1. Houston	21	21-0	100.00
2t. Green Bay	32	30-2	93.75
2t. Denver	32	30-2	93.75
4. New England	45	42-3	93.33
5. Seattle	34	30-4	88.24

## RETURN ITEM

The Texans are sixth in the NFL in punt return average this season at 9.8 yards per return. Houston has gained 273 yards on 28 total returns this season and compiled 13 fair catches. The Texans longest punt return of the season came in Week 5 vs. Kansas City when WR **Will Fuller V** took a 53-yard punt from Chiefs P **Dustin Colquitt** back 49 yards to the Kansas City 37-yard line before Colquitt was able to tackle him. Houston scored a touchdown on a 34-yard pass from QB **Deshawn Watson** to WR **DeAndre Hopkins** just three plays later.

The Texans' 9.8 punt return average is tied for the sixth-highest through 13 weeks in team history. The franchise record for a season is 12.1 yards per return in 2008.

The Texans have had five different players return punts this season. Fuller leads the way with 119 yards on eight returns (14.9 avg.) and four fair catches. RB **Tyler Ervin** is second with 60 yards on eight returns (7.5 avg.) and four fair catches. WR **Bruce Ellington** is next with 47 yards on five returns (9.4 avg.) and four fair catches followed by WR **Chris Thompson** with 39 yards on six returns (6.5 avg.) and WR **Braxton Miller** with eight yards on one return (8.0 avg.) and one fair catch. Thompson leads all undrafted rookies in the NFL this season with three games of 70-or-more all-purpose yards (Week 5, Week 8 and Week 13).

## TWICE IS NICE

Texans RB **Lamar Miller** has two games this season with a rushing and receiving touchdown in the same game. He now has three such games in his career with the Texans, which is second to RB **Arian Foster** (six games) in franchise history.

In Week 8 at Seattle, Miller ran for 54 yards on a team-high 21 carries (2.6 avg.) and one touchdown. He also caught three passes for 19 yards (6.3 avg.) and one touchdown. In Week 4 vs. Tennessee, Miller ran for a game-high and season-best 75 yards on 19 carries (3.9 avg.) and had one rushing touchdown. Miller also caught four passes for 56 yards (14.0 avg.) and had one receiving touchdown in the game.

Miller also had a rushing and receiving touchdown in Week 6 vs. Indianapolis last season. He is only the third player to have both a rushing and receiving touchdown in multiple games in the same season in franchise history, joining Foster (2010 and 2011) and RB **Steve Slaton** (2009).

## CAUSING PROBLEMS

In Week 3 at New England, the Texans defense had 5.0 sacks and forced four fumbles. It marked the first time in franchise history that Houston had 5.0-or-more sacks and four-or-more forced fumbles in the same game.

The Texans are one of two teams in the NFL this season to have 5.0-or-more sacks and four-or-more forced fumbles in the same game (Jacksonville at Cleveland in Week 11) and just the second team in NFL history to do it at New England (Seattle had 6.0 sacks and four forced fumbles in Week 3 of the 1992 season at New England).

The four forced fumbles tied a single-game franchise record as the Texans also caused four fumbles in Week 2 of 2014 at Oakland and Week 13 of 2005 at Baltimore. Houston's 5.0 sacks were the most in a game for the Texans since Week 1 of 2016 vs. the Bears (5.0 sacks) and four different players were able to record a sack in the game, the most players with at least one sack in a game for Houston since Week 1 of 2016 vs. the Bears.

## HOT START

In Week 12 at Baltimore, the Texans scored a touchdown on their opening drive for the third time this season (Week 4 vs. Tennessee and Week 8 at Seattle). Houston marched 90 yards for the touchdown on the opening drive, tying for the third-longest opening drive for a touchdown in team history and the longest for Houston since 2014 when the Texans went 94 yards for a touchdown at Pittsburgh in Week 7. It was also the longest opening drive resulting in a touchdown that the Ravens have allowed in their franchise's history (1996-present).

The Texans' Week 12 touchdown at Baltimore came on a four-yard run by RB **Lamar Miller** following a nine-play, 90-yard drive (5:25) to give Houston a 7-0 lead. Houston hadn't scored on the opening drive in three separate games in a season since doing so in 2014 when they scored on the opening drive in four different games.

## SACK ATTACK

The Texans have 28.0 sacks as a team this season and 15 different players have recorded at least one sack in 2017. Houston is tied with the 49ers for the most players (15) with at least 0.5 sacks this season. The Texans' franchise record for number of players with at least one sack in a season is 16, which was set in 2005. Houston also leads the NFL with four different defensive backs recording at least one sack.

The Texans have recorded a sack in 11 straight games (Weeks 2-13) while the longest active streak in the NFL is 12. Four different Texans have had 2.0-or-more sacks in a game this season, tied for the most in the NFL with Pittsburgh, Green Bay and Cincinnati. OLB **Brennan Scarlett** (2.0 at Los Angeles in Week 10), S **Eddie Pleasant** (2.0 vs. Indianapolis in Week 9), ILB **Benardrick McKinney** (2.0 at Cincinnati in Week 2) and OLB/DE **Jadeveon Clowney** (2.0 at New England in Week 3 and vs. Arizona in Week 11). The Texans have had six undrafted players record 2.0-or-more sacks in a game in team history and three are on the current roster: Scarlett, Pleasant and DE **Joel Heath** (2.0 in Week 17 of 2016 at Tennessee).

## BACK IN FULLER FORCE



FULLER V

Texans WR **Will Fuller V** missed Weeks 1-3 and Weeks 11-13 with injuries this season but has compiled 17 receptions for 326 yards (19.2 avg.) and seven touchdowns in six games played. He is tied for fifth in the NFL with seven receiving touchdowns in 2017 and the only player in the top-30 with less than eight games played.

Fuller scored a touchdown on seven of his first 11 receptions this year. Since 1991, no player in the NFL has reached seven receiving touchdowns on fewer receptions in a season. He is also the first player in franchise history with six-or-more receiving touchdowns in a four-game span (Week 4-8).

Fuller became the fourth player in team history with a touchdown reception in four straight games, joining Hopkins (had a five-game streak this season), **Arian Foster** (2014) and **Andre Johnson** (2007 and 2010-11). Fuller has three games with two-or-more receiving touchdowns this season, tied for the most games in a season with multiple touchdown receptions in franchise history (Johnson in 2009 and Hopkins in 2015). Additionally, Fuller is tied for the team lead with four receiving touchdowns of 20-or-more yards this year (Hopkins). He is also the only player on the team with both a punt return of 20-or-more yards and reception of 20-or-more yards in two games this season.

In Week 8 at Seattle, Fuller finished with five receptions for 125 yards (25.0 avg.) and two touchdowns. It was his third 100-yard receiving game of his career and first this season. In Week 5 vs. Kansas City, Fuller had two receptions for 57 yards (28.5 avg.) and two touchdowns after compiling four receptions for 35 yards (8.8 avg.) and two touchdowns in Week 4 vs. Tennessee. He became the second player in team history to record multiple touchdown receptions in consecutive games in Weeks 4 and 5 (Johnson in 2013) and the ninth player in franchise history to record multiple touchdown receptions in the same game.

Fuller has already set a single-season career high for touchdown receptions this season. He now has 64 receptions, 961 receiving yards (15.0 avg.) and nine receiving touchdowns in his career.

## GET OFF THE FIELD

Since 2014, the Texans lead the NFL in third-down defense with a 33.8 opponent third-down percentage. This season, Houston ranks sixth at 34.2 percent.

In 2016, Houston finished 11th in the NFL (38.5%) in third-down percentage allowed. In 2015, Houston led the NFL in third-down defense with a 28.5 percentage, which was the lowest single-season mark in franchise history by 4.5 percent. It was also the lowest opponent third-down percentage by any NFL team since the 2003 Titans (27.7%). In 2014, Houston ranked third in the NFL allowing 33.9 percent of third down attempts.

### LOWEST OPP. 3RD DOWN PERCENTAGE, 2014-17

Rk	Team	Opp. Conv.	Opp. Att.	Opp. Pct.
1	Houston Texans	270	800	33.8
2	Denver Broncos	295	844	35.0
3	Minnesota Vikings	281	776	36.2
4	Los Angeles Rams	307	827	37.1
5	Seattle Seahawks	289	776	37.2

## TEXANS WITH TENURE



WEEKS

Four Texans continue to climb up the franchise's record book with the amount of games played and started. CB Kareem Jackson started his 100th career game (all with the Texans) in Week 9 vs. Indianapolis and now has the fifth-most starts in team history. LS Jon Weeks played in his 124th straight regular season game, the second-longest streak in team history (K Kris Brown played 128 consecutive games from 2002-09). CB Johnathan Joseph played in his 100th game with the team in Week 12 and

ILB Brian Cushing played in his 100th game with the Texans in Week 1.

### MOST CAREER GAMES PLAYED & STARTED, TEXANS HISTORY

Rank	Player	GP	GS	Years with Texans
1	Andre Johnson	169	169	2003-2014 (12)
2	Duane Brown	133	133	2008-2017 (10)
3	Kris Brown	128	0	2002-2009 (8)
4	Jon Weeks	124	0	2010-2017 (8)
5	Chester Pitts	114	114	2002-2009 (8)
6t	Kareem Jackson	112	104	2010-2017 (8)
6t	Chris Myers	112	112	2008-2014 (7)
8	Kevin Walter	109	91	2006-2012 (7)
9	Johnathan Joseph	101	99	2011-2017 (7)
10t	Brian Cushing	100	100	2009-2017 (9)
10t	Owen Daniels	100	96	2006-2013 (8)

## HAL ABOUT THAT



HAL

In Week 11 vs. Arizona, Texans S Andre Hal finished with four total tackles (three solo), two passes defended and one interception. Hal intercepted Cardinals QB Blaine Gabbert in the fourth quarter and returned it seven yards for his third interception of the season and the ninth of his career. He leads the Texans in interceptions this season, is tied for first in forced fumbles with two and set a new single-season career high in total tackles with 53.

Hal recorded his first two interceptions of the season in Week 4 vs. Tennessee. It was his second career multi-interception game and first since Week 6 of the 2015 season at Jacksonville. Hal intercepted Titans QB Marcus Mariota on the opening drive of the game and returned it three yards, which led to a Houston touchdown just four plays later. Hal then intercepted Mariota again in the second quarter for his second pick of the day.

Hal now has nine career interceptions and leads the Texans in interceptions since joining the team in 2014. He is tied with Quintin Demps (nine) for the sixth-most interceptions in team history. Hal also has the third-most passes defended (26) on the Texans since joining the team and is tied with DeMeco Ryans and Jacques Reeves for the 13th-most passes defended in franchise history.

## LECHLER ON THE ALL-TIME CHARTS

STATISTIC	Mark	Rank	Next Ahead of Lechler
Games Played	282	t-16th	Sean Landeta, 284
Punts	1,416	2	Jeff Feagles, 1,713
Yards Punting	67,303	2	Jeff Feagles, 71,211
Punting Average	47.5	1	--
Inside the 20 (since 1976)	461	2	Jeff Feagles, 554
Net Punt Yards	55,557	2	Jeff Feagles, 61,964
Net Average	39.1	22	Brandon Fields, 39.1

## SIZZLING IN SEATTLE

In Week 8 at Seattle, the Texans gained 509 yards of offense, the fifth-most yards in a single game in franchise history and most since gaining 653 yards of offense in Week 11 of the 2012 season vs. Jacksonville.

Houston's 509 yards of offense are the most yards gained by a team at Seattle since the Steelers put up 538 yards of offense in Week 12 of the 2015 season against the Seahawks at CenturyLink Field.

The Texans became the first team to score a touchdown on the Seahawks in the first quarter this season when they scored 14 points in the opening frame. WR Will Fuller V caught a 59-yard touchdown on the Texans' opening drive and RB Lamar Miller ran in a touchdown.

The Texans also became the first team to score a touchdown on Seattle in the fourth quarter this season when they scored 14 points. Miller caught a two-yard touchdown from QB Deshaun Watson and then Watson threw a career-long 72-yard touchdown pass to WR DeAndre Hopkins.

Houston threw for 367 net passing yards in Week 8, the most passing yards in a game for the Texans since Week 4 of the 2015 season at Atlanta (374). Watson's 13.4 yards per attempt is the highest single-game mark in franchise history.

The Texans averaged 21.16 yards per completion, the second-highest mark in team history and second-highest by a team this season with a minimum of 10 attempts (Rams averaged 22.21 vs. the Giants in Week 9).

## HOP VS. THE 'HAWKS

Texans WR DeAndre Hopkins had one of the best games of his career in Week 8 at Seattle. Hopkins finished with a game-high eight receptions for 224 yards (28.0 avg.) and one touchdown in the Texans' loss.

It was the second-most receiving yards in a game in his career and the second-most receiving yards in a game by any player in the NFL this season (Falcons WR Julio Jones had 253 in Week 12 vs. Tampa Bay). Hopkins' single-game career high was 238 yards in Week 13 of 2014 vs. Tennessee. He is the 10th player in NFL history to have 224-or-more receiving yards and a receiving touchdown in two-or-more career games. It was also the most receiving yards a player has compiled on the road at Seattle ever and the second-most receiving yards the Seahawks have ever given up to an individual player.

Hopkins became just the fifth player in NFL history to post two games of 220-or-more receiving yards in the first five years of his career. He is also the third-youngest player to accomplish the feat twice (Isaac Bruce & Browns WR Josh Gordon). Falcons WR Julio Jones, Calvin Johnson and Jerry Rice hold the NFL record for games with 220-or-more receiving yards in a career with three each.

Hopkins also became the fourth player in team history with a touchdown reception in four straight games, joining WR Will Fuller V (2017), RB Brian Foster (2014) and WR Andre Johnson (2007 and 2010-11). He caught a 72-yard touchdown pass from QB Deshaun Watson vs. Seattle, which was the second-longest reception of his career.

### MOST SINGLE GAME RECEIVING YARDS AGAINST THE SEAHAWKS, NFL HISTORY

Player	Team	Game (Year)	Rec.	Rec. Yds	Avg.	TDs
Wes Chandler	SD	Week 2 (1985)	13	243	18.7	1
DeAndre Hopkins	HOU	Week 8 (2017)	8	224	28.0	1
Markus Wheaton	PIT	Week 12 (2015)	9	201	22.3	1
Al Toon	NYJ	Week 9 (1986)	9	195	21.7	2
Andre Johnson	HOU	Week 14 (2009)	11	193	17.5	2

## BANG THE DRUMMOND



DRUMMOND

Texans S **Kurtis Drummond** has been a major contributor on special teams this season. He leads the team with 10 total special teams tackles (seven solo), which ties him for the ninth-most in the NFL. In his career (2015-17), Drummond has 20 total special teams tackles (15 solo).

In Week 10 at Los Angeles, Drummond sniffed out a fake punt play and tackled Rams WR **Pharoh Cooper** after catching a pass from P **Johnny Hekker** in the second quarter to cause a turnover on downs.

In Week 2 at Cincinnati, Drummond tied his single-game career high with three total special teams tackles. He also had three at Buffalo in Week 13 of the 2015 season.

Drummond was signed as an undrafted free agent by the Texans following the 2015 NFL Draft and has played in 20 career games.

## PICK-SIX AND SAFETY

In Week 6 vs. Cleveland, the Texans recorded a pick-six and a safety in the same game for the second time in franchise history. CB **Johnathan Joseph** had a career-long 82-yard interception returned for a touchdown and ILB **Benardrick McKinney** led the way forcing a safety on intentional grounding by Browns QB **Kevin Hogan** in the end zone. The Texans had a pick-six by Joseph and a safety by OLB **Connor Barwin** in Week 7 of 2012 vs. Baltimore for the only other occurrence in franchise history.

The Texans last safety overall was in Week 15 of 2016 vs. Jacksonville and Houston now has 10 safeties in team history.

The Texans also had three interceptions in the first half against the Browns for the second time in franchise history. Houston had three interceptions in the first half vs. Miami in Week 1 of the 2012 season.

## CAN'T THROW ON J-JO



JOSEPH

In Week 6 vs. the Browns, CB **Johnathan Joseph** finished with three tackles, one tackle for loss, three passes defended and a single-game career high two interceptions. Joseph was named the AFC Defensive Player of the Week following his stellar performance.

With the Texans up 10-3 in the second quarter, Joseph intercepted a pass from Browns QB **Kevin Hogan** and returned it 82 yards for a touchdown. The 82-yard return was the fourth-longest interception return in team history and the longest return of Joseph's career (2006-17). It is also tied for the fifth-longest interception return in the NFL this season.

Joseph's second interception of the game also came in the second quarter and tied him for the second-most interceptions by any NFL player in a game in 2017. It marked Joseph's first multi-interception game as a Texan and second multi-interception game of his career. Joseph also had two interceptions in Week 11 of the 2010 season vs. Buffalo.

With his two interceptions, Joseph reached 14 career interceptions as a Texan and passed **Kareem Jackson** and **Dunta Robinson** (13) for the most career interceptions in team history. Joseph also has three interceptions returned for a touchdown in his Texans career, which is tied for first in franchise history with Jackson.

Joseph has been in the league since 2006 and now has 28 career interceptions and six career interceptions returned for a touchdown. He also leads the NFL in passes defended since entering the league with 166.

It was the first time Joseph has earned Player of the Week honors in his career and the 40th time a Texan has been named Player of the Week in franchise history. It is also the 14th time Houston has won the AFC Defensive Player of the Week award in team history.

### LONGEST INTERCEPTION RETURNS, TEXANS HISTORY

Rank	Player	Date	Opponent	Yards
1	Marcus Coleman	09/26/04	Kansas City	102t
2	Marlon McCree	12/21/03	Tennessee	95t
3	Brice McCain	10/08/12	N.Y. Jetd	86
4	Johnathan Joseph	10/15/17	Cleveland	82t
5	J.J. Watt	09/28/14	Buffalo	80t

## LIMITED CONNECTIVITY

Since 2014, Houston ranks third in the NFL in opponent completion percentage (60.3).

### LOWEST OPPONENT COMPLETION PERCENTAGE, 2014-17

Rk	Team	Opp. Att.	Opp. Comp.	Opp. Comp.%
1	Kansas City Chiefs	2174	1258	57.9
2	Denver Broncos	2133	1277	59.9
3	Houston Texans	2078	1253	60.3
4	Philadelphia Eagles	2236	1350	60.4
5	Buffalo Bills	2102	1270	60.4

## LEADS THE PD'S

CB **Johnathan Joseph** leads all NFL players with 166 passes defended since he began his career with Cincinnati in 2006. He also leads the Texans with seven passes defended this season.

### MOST PASSES DEFENSED, 2006-17

Player	Tms	G	PD
Johnathan Joseph	Cin-Hou	168	166
Dominique Rodgers-Cromartie	Ari-Phi-Den-NYG	149	143
Darrelle Revis	NYJ-TB-NE-NYJ-KC	141	137
Tramon Williams	GB-Cle-Ari	163	136

## OFFENSIVE EXPLOSION

The Texans scored the most points in a game in franchise history with 57 in Week 4 vs. Tennessee (previous record was 45 points in Week 13 of 2014 vs. Tennessee) and scored a franchise-record seven touchdowns.

Houston won by the largest margin of victory in franchise history with a 43-point win (previous record was 34 in a 41-7 win at Tennessee in Week 7 of 2011) and won the game by the largest point differential of any divisional matchup in AFC South history.

The 57 points were the most points in a game by an NFL team since Seattle scored 58 in Week 14 of 2012 vs. Arizona and Houston became the first NFL team to score 50-or-more points in a game since Jacksonville scored 51 in Week 14 of 2015 vs. Indianapolis. Houston's 57 points were also the third-highest single-game point total in NFL history with a rookie starting at quarterback (**Tony Banks** – 1996, **Russell Wilson** – 2012).

The Texans gained 445 yards on offense (173 rushing and 272 passing), which was the most yards gained in a game for Houston since gaining 457 yards in Week 13 of 2014 vs. Tennessee. However, Houston gained 509 yards of offense (142 rushing and 367 passing) at Seattle in Week 8 to top their Week 4 output. They also gained 33 first downs (10 rushing, 19 passing and four by penalty) in Week 4, which is the second-most first downs gained in a game in franchise history. Houston had 39 first downs in Week 11 of 2012 vs. Jacksonville.

## FIRST HALF FIREPOWER

In Week 4 vs. Tennessee, the Texans had one of the best offensive first halves in team history. Houston scored points on five-of-six possessions for a total of 30 first half points, which is the second-most points scored in the first half in franchise history (Houston scored 34 points in the first half vs. Indianapolis in 2011). The Texans' 30 first half points are also tied for the fourth-most points scored by a team in the first half this season.

The Texans scored a touchdown on their first three offensive possessions for the first time since Week 7 of 2008 vs. Detroit and scored a touchdown on their first two offensive possessions for the first time since Week 4 of 2016 vs. Tennessee.

Houston's 289 yards in the first half are the fourth-most first half yards gained by any NFL team this season. The Texans first quarter was especially impressive as they gained 179 total yards (44 rushing and 135 passing), which is the third-most net yards gained in the first quarter in franchise history and third-most first quarter yards gained by any NFL team this season. Their 14 first quarter points tied for the third-highest-scoring first quarter in team history, which Houston did again in Week 8 at Seattle. Houston scored a record 17 points in the first quarter in Week 14 of 2009 vs. Seattle and Week 1 of 2011 vs. Indianapolis.



## K-JACK & J-JO ON PATROL



JACKSON



JOSEPH

Since becoming teammates in 2011, CB Kareem Jackson and CB Johnathan Joseph have combined for 146 passes defended and 25 interceptions, six of which have been returned for touchdowns. In that time, Texans opponents have the second-lowest completion percentage in the NFL at 57.8 (Kansas City - 57.8) and the second-lowest net yards passing per game at 213.7 (Seattle - 205.0).

Among active cornerbacks, Joseph ranks second with 633 career tackles and Jackson is 12th with 455. No other team has two players in the top-12 and their 1,088 combined tackles are the most by any cornerback tandem in the NFL.

Joseph is first on the franchise's passes defended list with 90 while Jackson is second with 66. Joseph is also first in interceptions with 14 while Jackson is tied for second with 13 (Dunta Robinson). Joseph is the franchise's all-time leader with 364 return yards on interceptions, while Jackson is second with 310. Jackson is third in franchise history in total tackles with 455 while Joseph is eighth with

365. Joseph also ranks 19th in NFL history in total tackles by a cornerback with 633 career tackles (2006-17).

### MOST CAREER PASSES DEFENSED, TEXANS HISTORY

Player	Years	Gms	PD
Johnathan Joseph	2011-17 (7)	101	90
Kareem Jackson	2010-17 (8)	112	66
Dunta Robinson	2004-09 (6)	84	63
Marcus Coleman	2002-05 (4)	58	56

### MOST CAREER INTERCEPTIONS, TEXANS HISTORY

Player	Years	Gms	Int	Yds	TD
Johnathan Joseph	2011-17 (7)	101	14	364	3
Kareem Jackson	2010-17 (8)	112	13	310	3
Dunta Robinson	2004-09 (6)	84	13	162	1
Marcus Coleman	2002-05 (4)	58	11	217	1
Aaron Glenn	2002-04 (3)	43	11	221	2

## HOP TO 100

WR DeAndre Hopkins has 17 career 100-yard games, including four this season. He had a career-high six in 2015.

### HOPKINS' 100-YARD RECEIVING GAMES, CAREER

Date	Opp.	Rec	Yds	Avg	Lg	TD
9/9/13	Ten	W	7	117	16.7	28
9/21/14	at NYG	L	6	116	19.3	49
10/20/14	at Pit	L	6	108	18.0	32
11/2/14	Phi	L	6	115	19.2	45
11/30/14	Ten	W	9	238	26.4	58t
9/27/15	TB	W	8	101	12.6	29
10/4/15	at Atl	L	9	157	17.4	28
10/8/15	Ind	L	11	169	15.4	34
10/18/15	at Jax	W	10	148	14.8	29
11/22/15	NYJ	W	5	118	23.6	61t
12/27/15	at Ten	W	7	117	16.7	44
9/18/16	KC	W	7	113	16.1	35
1/1/17	at Ten	L	7	123	17.6	51
10/1/17	Ten	W	10	107	10.7	21
10/29/17	at Sea	L	8	224	28.0	72t
11/12/17	at LAR	L	7	111	15.9	36
11/27/17	at BAL	L	7	125	17.9	39

## TURNOVER MACHINE

In Week 4 vs. Tennessee, Houston caused the second-most turnovers in a game in franchise history with five total (four interceptions and one fumble recovery). It was the first time Houston has caused five turnovers in a game since Week 12 of 2008 at Cleveland. The Texans also tied a franchise record with four interceptions. It was the third time in team history with four interceptions and first since Week 10 of 2006 at Jacksonville.

Houston held the Titans to 195 total net yards (86 rushing and 109 passing) and just nine first downs (three rushing and six passing). They also didn't allow Tennessee to score in the second half.

## DOMINATING THE DIVISION

Under Head Coach Bill O'Brien (2014-17), the Texans are 15-7 against the AFC South (.682 win pct.) in 22 games, including 6-1 vs. Jacksonville, 6-2 vs. Tennessee and 3-4 vs. Indianapolis.

The Texans' 15 division wins are tied for fourth-most in the NFL since 2014. Pittsburgh (AFC North), Kansas City (AFC West) and New England (AFC East) lead the NFL with 16 each while Green Bay (NFC North) and Seattle (NFC West) also have 15 wins each in that time span. Houston's winning percentage is tied for the fifth-highest in that span with Green Bay, trailing only Kansas City, New England, Pittsburgh and Seattle.

The Texans recorded a 5-1 record against AFC South opponents in 2016, which tied the best single-season winning percentage against the division in team history. Houston also registered a 5-1 record against AFC South opponents in 2012 and 2015.

Houston is one of two teams to win its division in each of the last two seasons (New England), and the Texans have now won four of the last six AFC South championships.

### MOST DIVISION TITLES SINCE 2011, NFL

Rank	Team	Division	Titles
1	New England	AFC East	6
2t	Denver	AFC West	5
2t	Green Bay	NFC North	5
4	Houston	AFC South	4
5t	Carolina	NFC South	3
5t	Seattle	NFC West	3

## THE YOUNG AND THE DEFENSELESS

Houston's 2,179 total net yards (net passing yards and rushing yards combined) are the second-most by a team's rookies in the NFL in 2017. The Browns lead the NFL with 2,191 total net yards produced by rookies.

Texans QB Deshaun Watson threw for 1,699 passing yards and ran for 269 rushing yards while RB D'Onta Foreman rushed for 327 yards and had 83 receiving yards. Foreman's 327 rushing yards are the ninth-most by a rookie this season while Watson's 269 are 16th-most. Houston is one of two teams in the NFL with two players in the top-16 in rookie rushing yards (Green Bay). Foreman also had the seventh-most rushing yards by a rookie in a season in franchise history and his 410 yards from scrimmage are the 11th-most by a rookie in a season in franchise history.

In Week 11 vs. Arizona, Foreman ran for a team-high 65 yards on 10 carries (6.5 avg.) and scored two rushing touchdowns. He tied for the most rushing touchdowns by a rookie in a game this season and the most rushing touchdowns by a rookie in a game in franchise history. Foreman scored the first touchdown of his career on a three-yard run in the fourth quarter and his second on a 34-yard run on his next carry. He is the first Texan with two rushing touchdowns in a game since Arian Foster in 2014.

### MOST RUSHING YARDS BY A ROOKIE IN THE NFL, 2017

Rk	Player	Tm	Att	Yds
1	Kareem Hunt	KAN	193	930
2	Leonard Fournette	JAX	207	822
3	Alvin Kamara	NOR	86	606
4	Joe Mixon	CIN	150	518
5	Samaje Perine	WAS	125	465
6	Aaron Jones	GNB	71	390
7	Dalvin Cook	MIN	74	354
8	Jamaal Williams	GNB	91	337
9	D'Onta Foreman	HOU	78	327
10	DeShone Kizer	CLE	59	308

### MOST RUSHING YARDS BY A ROOKIE, TEXANS HISTORY

Rk	Player	Year	Att	Yds
1	Steve Slaton	2008	268	1282
2	Domanick Williams	2003	238	1031
3	Ben Tate	2011	175	942
4	Jonathan Wells	2002	197	529
5	Alfred Blue	2014	169	528
6	Wali Lundy	2006	124	476
7	D'Onta Foreman	2017	78	327
8	David Carr	2002	59	282
9	Deshaun Watson	2017	36	269
10	Darius Walker	2007	58	264

## COLE IN ONE



COLE

In Week 4 vs. Tennessee, Texans rookie ILB Dylan Cole compiled five total tackles (three solo), 1.0 sack and one interception returned for a touchdown.

Cole became the first rookie in NFL history with five-or-more total tackles, a sack and an interception returned for a touchdown in the same game. He also became first rookie to record an interception for a touchdown in franchise history and first Texans player with a pick-six since CB Kareem Jackson in Week 10 of the 2016 season. CB

Johnathan Joseph also had a pick-six in Week 6.

Cole, who the Texans signed as a college free agent following the 2017 NFL Draft, is also just the second linebacker in franchise history with a pick-six in a game, joining ILB Brian Cushing.

## OPENING ACT



HOPKINS

In Week 1 vs. Jacksonville, Texans WR DeAndre Hopkins compiled seven receptions for 55 yards (7.9 avg.) and one touchdown.

Hopkins has now caught a touchdown pass in four consecutive season openers (2014-17), which is the longest active streak in the NFL. Giants WR Brandon Marshall is the only other active NFL wide receiver with a receiving touchdown in four consecutive season openers (2012-15 with Chicago and N.Y. Jets).

## EQUAL OPPORTUNITY EMPLOYER

Undrafted rookie ILB Dylan Cole made the Texans' initial 53-man roster coming out of training camp. This marks the fifth straight year, dating back to 2013, that Houston has had at least one undrafted rookie from the same year's draft earn a spot on the Week 1 active roster. Below is a list of those 12 players over the past five seasons:

### UNDRAFTED ROOKIES ON TEXANS WEEK 1 ROSTER, SINCE 2013

- 2017 (1) - ILB Dylan Cole
- 2016 (3) - TE Stephen Anderson, DE Joel Heath, OLB Brennan Scarlett
- 2015 (3) - T Kendall Lamm, C Greg Mancz, OLB Carlos Thompson
- 2014 (1) - OLB Jason Ankrah
- 2013 (4) - CB A.J. Bouye, OLB Willie Jefferson, ILB Justin Tuggle, RB Cierre Wood

## STREAK OF TIGERS



WATKINS

The Texans have the most players from Clemson University in the NFL, with a total of five on the current 53-man active roster. QB Deshaun Watson was placed on Injured Reserve on Nov. 3.

Houston has drafted four players from Clemson in franchise history. This year's first-round pick, Watson, and fourth-round pick, DE Carlos Watkins, join WR DeAndre Hopkins and NT D.J. Reader as former Tigers drafted by the Texans. In 2012, while both players were at Clemson,

Reader and Watkins were roommates.

Watson (2017) and Hopkins (2013) join former South Carolina Gamecocks CB Dunta Robinson (2004) and OLB/DE Jadeveon Clowney (2014) as the only Texans first-round picks from the same school.

The Texans claimed RB Andre Ellington off waivers from Arizona on Nov. 22 and added S Marcus Gilchrist as a free agent signing on Aug. 1.

### TEXANS FROM CLEMSON

Player	Position	How Acquired	Years at Clemson
Andre Ellington	RB	W-'17 (ARI)	2009-12
Marcus Gilchrist	S	FA-'17	2007-10
DeAndre Hopkins	WR	D1-'13	2010-12
D.J. Reader	NT/DE	D5b-'16	2012-15
Carlos Watkins	DE	D4b-'17	2012-16
Deshaun Watson*	QB	D1-'17	2014-16

\*Indicates the player is on Injured Reserve.

## J.J. WATT NAMED SI SPORTSPERSON OF THE YEAR



Sports Illustrated announced that Houston athletes J.J. Watt of the Texans and José Altuve of the World Series Champion Astros have been named Sports Illustrated's 2017 Sportspersons of the Year. The pair will accept the honor at SI's Sportsperson of the Year Award Show on December 5 at Barclays Center in New York. The show will be televised nationally for the first time, airing on NBCSN at 8 p.m. ET on December 8 and on Univision Deportes Network at 8 p.m. ET on December 9.

Watt and Altuve are recognized for their contributions both on and off the field and for

embodying this year's key theme of "Athletes Who Care." The two are featured together on the cover of SI's annual Sportsperson of the Year issue and in new profiles spotlighting their impact.

"We will remember 2017 as much for what athletes strove to achieve off the field as for what they achieved on it," said Chris Stone, Editorial Director of Sports at Time Inc. "While J.J. and José represent two very different paths, they both led to the same destination: #HoustonStrong. This year also marks the 30th anniversary of SI's original 'Athletes Who Care' Sportsperson of the Year honor, which recognizes players who transcended sport alone. This year once again we celebrate a new generation of athletes who care, in all senses of the word: caring about humanitarian efforts, about social and political justice, about their communities and about their crafts."

The Houston Texans' Watt raised more than \$37 million in Hurricane Harvey relief aid and served as a beacon for what an athlete can do with their platform beyond sports. As Peter King, Editor in Chief of The MMQB, points out, "Nothing J.J. Watt has achieved in his career, or might still achieve, will measure up to what he did for Houston."

Said Watt: "All I did was give people a way to help... If I'm going to get an award, I feel like over 200,000 other people should too."

## ANDRE JOHNSON INDUCTED INTO RING OF HONOR



The Houston Texans honored former wide receiver Andre Johnson on Sunday, Nov. 19 during their game against the Arizona Cardinals at NRG Stadium. At halftime, he was inducted as the inaugural member of the Texans Ring of Honor.

Throughout the week leading up to the game, the Texans hosted several events

in honor of Johnson. On Tuesday, the City of Houston presented the former Texan with a proclamation proclaiming Sunday, Nov. 19, 2017 as "Andre Johnson Day." Later that evening, children from the Houston Texans YMCA hosted a retirement party for Johnson at Bowlmor Lanes along with current Texans players, Mascot TORO, Cheerleaders and Ambassador Chester Pitts. On Thursday, Nov. 16, in partnership with Palais Royal, 80 lucky winners were selected to meet Johnson at NRG Stadium and receive an autograph and photo with the former Texans great.

The former wide receiver signed a one-day contract on Wed., April 19 to officially retire as a member of the Texans. He was honored at a press conference that included Vice Chairman and Chief Operating Officer Cal McNair, Executive Vice President of Football Operations and General Manager Rick Smith and a number of current and former Texans.

Johnson spent the first 12 seasons of his career with the Texans after being drafted third overall in the 2003 NFL Draft out of the University of Miami (Fla.). The seven-time Pro Bowler is the franchise's all-time leader in nearly every receiving category including receptions (1,012), receiving yards (13,597), receiving touchdowns (64) and 100-yard games (51). Johnson also holds numerous individual game records for the Texans, including most receptions (14), receiving yards (273) and receiving touchdowns (three) in a game.

Johnson played and started 169 games for the Texans from 2003-14 and led the team in receptions and receiving yards in 10 of those seasons. He set the single-season franchise record for receptions with 115 in 2008 and receiving yards with 1,598 in 2012. Johnson also had a stretch of 133 consecutive games played with a reception (11/6/05 to 12/21/14) and scored 64 career touchdowns with the Texans, second-most in franchise history.

## ONE OF THE ALL-TIME GREATS



LECHLER

Texans P Shane Lechler has posted some of the best career and single-season numbers in NFL history. Lechler is the NFL's all-time leader in gross punting average (47.5) and has posted three of the top eight single-season punting averages in NFL history.

### NFL ALL-TIME GROSS PUNTING AVERAGE (Min. 250 Punts)

Player	Years	Punts	Blk	Yds	Avg	TB	In20	Lg
Shane Lechler	2000-17(18)	1416	5	67303	47.5	176	461	80
Thomas Morstead	2009-17(9)	508	1	23902	47.1	41	177	70
Marquette King	2013-17(5)	407	3	19130	47.0	32	152	72
Johnny Hekker	2012-17(6)	478	1	22444	47.0	22	188	78
Sam Martin	2013-17(5)	303	1	14148	46.7	22	106	72

Lechler is the only punter to average more than 50.0 yards per punt in two separate seasons, doing so in 2009 (51.1) and 2011 (50.8) with Oakland.

### NFL SINGLE-SEASON GROSS PUNTING AVERAGE

Player	Yr	Tm	Punt	Blk	Yds	Avg	TB	In20	Lg
Sammy Baugh	1940	Was	35	-	1,799	51.4	-	-	85
Shane Lechler	2009	Oak	96	0	4,909	51.1	12	30	70
Andy Lee	2011	SF	78	1	3,970	50.9	9	28	68
Shane Lechler	2011	Oak	78	0	3,960	50.8	9	27	80
Brandon Fields	2012	Mia	74	0	3,715	50.2	9	29	67

In 2009, Lechler posted the fifth-best net punting average in NFL history at 43.9.

### NFL SINGLE-SEASON NET PUNTING AVERAGE

Player	Yr	Tm	Punt	Blk	NetYds	NetAvg	TB	In20	Lg
Johnny Hekker	2016	LA	98	0	4,508	46.0	1	51	78
Johnny Hekker	2013	StL	78	0	3,450	44.2	4	19	64
Sam Martin	2016	Det	62	0	2,740	44.2	3	23	63
Andy Lee	2011	SF	78	1	3,475	44.0	9	28	68
Shane Lechler	2009	Oak	96	0	4,210	43.9	12	30	70

Lechler played in his 250th straight regular season game, which is the longest active streak in the NFL and the fifth-longest streak in NFL history. He also tied Jim Marshall (282) for the 16th-most games played in NFL history.

## STARTING OFF STRONG



WATSON

Texans QB Deshaun Watson was the ninth different starting quarterback under Head Coach Bill O'Brien since 2014. Texans quarterbacks are now 8-1 in their first start under O'Brien.

Watson won his first NFL start in Week 2 at Cincinnati. The rookie from Clemson completed 15-of-24 passes (62.5%) for 125 yards, no touchdowns, no interceptions and a 75.9 passer rating. Watson scored his first career rushing touchdown on a 49-yard run in the second quarter, which turned out to be the only touchdown of the game for either team.

### QUARTERBACKS FIRST START UNDER BILL O'BRIEN (2014-17)

Player	Date	Wk	Opp	Result	Att	Cmp	Pct	Yds	TD	Int	Rate
Deshaun Watson	9/14/17	2	at Cin	W,13-9	24	15	62.5	125	0	0	75.9
Tom Savage	12/24/16	16	Cin	W,12-10	29	18	62.1	176	0	0	79.1
Brock Osweiler	9/11/16	1	Chi	W,23-14	35	22	62.9	231	2	1	89.1
Brandon Weeden	12/27/15	16	at Ten	W,34-6	24	15	62.5	200	2	0	116.7
T.J. Yates	11/22/15	11	NYJ	W,24-17	34	16	47.1	229	2	0	89.0
Brian Hoyer	9/13/15	1	KC	L,20-27	34	18	52.9	236	1	1	72.7
Case Keenum	12/21/14	16	Bal	W,25-13	42	20	47.6	185	0	1	50.2
Ryan Mallett	11/16/14	11	at Cle	W,23-7	30	20	66.7	211	2	1	95.3
Ryan Fitzpatrick	9/07/14	1	Was	W,17-6	22	14	63.6	206	1	0	109.3

## AT SECOND GLANCE

P Shane Lechler set a franchise record and posted the eighth-best single-game gross punt average in NFL history in Week 10 of 2013 at Arizona at 58.9 on seven punts. It was the highest single-game average ever for someone who punted seven-or-more times in a game.

### NFL SINGLE-GAME PUNT AVERAGE (7-or-more punts)

Player	Date	Tm	Opp	Punt	Avg
Shane Lechler	11/10/13	Hou	Ari	7	58.9
Johnny Hekker	10/4/12	StL	Ari	7	56.9
Shane Lechler	9/20/09	Oak	KC	7	56.9
Brad Nortman	11/24/13	Car	Mia	7	56.7
Marquette King	1/1/17	Oak	Den	8	56.5

Lechler is also one of seven players in NFL history to reach 50,000 punting yards. He did so on his 1,052nd punt against Arizona in 2013, 27 punts fewer than it took the next fastest player to do so, Andy Lee. Lee accomplished the feat in Week 7 this season.

### FEWEST PUNTS TO REACH 50,000 PUNT YARDS

Player	Seasons	Punts
Shane Lechler	2000-14 (15)	1,052
Andy Lee	2004-17 (14)	1,079
Sean Landeta	1985-05 (21)	1,151
Chris Gardocki	1991-06 (16)	1,169
Lee Johnson	1985-02 (18)	1,175
Brad Maynard	1997-11 (15)	1,191
Jeff Feagles	1988-09 (22)	1,199

### PLAYERS WITH MORE THAN 50,000 YARDS PUNTING

Player	Seasons (Yrs)	G	Punt	Blk	Yds	Avg
Jeff Feagles	1988-2009(22)	352	1713	12	71211	41.6
Shane Lechler	2000-2017(18)	282	1416	5	67303	47.5
Sean Landeta	1985-2005(21)	284	1401	6	60706	43.3
Brad Maynard	1997-2011(15)	238	1339	5	56021	41.8
Lee Johnson	1985-2002(18)	259	1226	6	51979	42.4
Andy Lee	2004-2017(14)	213	1111	4	51497	46.4
Chris Gardocki	1991-2006(16)	244	*1177	*0	*50336	*42.8

\* Incomplete Data (stat was not tracked during some included years)

## LECHLER AND THE LONG BALL

P Shane Lechler set a franchise record with a 71-yard punt in Week 6 of the 2014 season against Indianapolis. It was the 12th punt of 70 yards or more in his career, the most in the NFL since 1991.

### MOST PUNTS OF 70-PLUS YARDS SINCE 1991

Player	70-Yarders
Shane Lechler	12
Jon Ryan	9
Craig Hentrich	7
Andy Lee	7
Brian Moorman	6
Dustin Colquitt	6
Todd Sauerbrun	6
Brett Kern	6

## SO HOW LONG IS THAT?

P Shane Lechler has accumulated 67,303 yards punting in his career. So how long is that?

**38.24 miles**

Or 88.7 percent of the 43.1 miles from NRG Stadium to East Bernard High School in East Bernard, Texas, Lechler's alma mater, according to Google Maps.

**What did you think of the job your running game did yesterday?**  
 "It wasn't very good. We only rushed for 53 yards. We just have to figure out what corrections we need to make, figure out how we can get it better. Every week's different. Every week's different, the matchup's different, the scheme is different. We got to do a better job running the ball."

**Do you think there's a common thread to K Ka'imi Fairbairn's missed field goals this season?**

"I don't know. I haven't seen him yet today. I've watched it on tape. A lot of times it's the plant foot, it's maybe a little concern about the rush, the short-side rush, whatever it is. He's a good kicker. I have a lot of faith in him. He had a bad day but he'll be all right."

**Is there anything the Titans were doing specifically against your running game that was hard?**

"They've got a good rush defense. I think they're in the top five in the league in defense against the run. We had a couple that were decent that helped us, but overall it wasn't good enough. So, give them credit, they did a good job stopping our run."

**Do you have any extra concern about your tight end situation with TE C.J. Fiedorowicz having another concussion?**

"We're going to have to look at it. These Monday meetings with you guys, it's just too early to tell where we're at. So, I can't make any comments on anything that's going on injury-wise because I really don't know yet. All I have is the report from this morning where it's really just basically a postgame report. So, I'll be able to update you more on Wednesday."

**Is it even more impressive what QB Tom Savage was able to do without a running game that was able to balance that out?**

"Tom (Savage) did a good job. He played a very gutsy, tough game. He hung in there, he kept coming back, he kept fighting. I thought guys made great plays for him. I thought the line for the most part pass protected well for him. There were some sacks but I don't think they were all the line's fault. I thought Tom did a real, real good job."

**Do you see G Jeff Allen at left tackle again?**

"Oh, yeah. Yeah, I think that we'll see where we are relative to injuries and all those things, but yeah. I could see him being our left tackle again."

**If all goes well this week, would you say that ILB Brian Cushing is on track to play on Sunday?**

"I think it's trending toward that, yeah. I think it's trending toward that. We'll kind of get back with him today and kind of see how last week went and then we'll go from there."

**How can ILB Brian Cushing add value to the defense? Specifically, with all the injuries, can he be an impact player?**

"Absolutely. His leadership, number one, his knowledge of our defense, his experience playing in our defense, his toughness. All of those things could definitely help our defense."

**Defensively, how did you feel about the run defense on Sunday?**

"Look, I think there were three or four plays where we gave up almost 80 yards rushing. There were other plays where we gave up almost nothing. But, in those three or four plays where we gave up a lot of yards, those were big runs, they had some big runs. We did a good job against the passing game but we gave up almost 200 yards rushing. Some of that – a lot of that – was on the flip play at the end of the game where that was a good call by them and we're in a four-minute type of defense trying to load the box and stop the run and they got us on the flip play. But, I thought our guys on defense played very hard and we just came up short."

**Will you watch film of 49ers QB Jimmy Garoppolo from when you guys met at training camp with the Patriots?**

"Yeah, we'll watch all the tape on Jimmy (Garoppolo) because he hasn't played that much in San Francisco, so all the information that we can get relative to his time in New England, whether it was in games or in practices, certainly we'll watch all of that."

**Can you remember a game with as many concussions or concussion-like symptoms as on Sunday?**

"No. No. For me, calling plays and being a head coach, that game was a first for me where we lost that many players to injury during the game. I thought our guys battled and did a good job, we just came up short. We didn't make enough plays in the end to win the game and Tennessee, give them credit, they made more plays. But, got a lot of pride in our guys and the way they fight, the way they battle. I know that's not really the deal in pro football – pro football is about winning – but our guys fought through a lot of adversity yesterday and just came up short."

**Are there some development things like evaluating some young guys that you want to try to do?**

"I think the big thing is winning. I think within winning you may, within the goal of winning, you may be able to do certain things, but at the end of the day, if it doesn't point toward winning, you're not doing it, if that makes sense. I think if you're in a different level of football maybe you're thinking of it in a different way, but at this level, it's all about trying to figure out how to get a win."

**Yesterday, QB Tom Savage said that he is not coming out on his own, that he's been down that road and he's only going to come out if he has to come out. What are your thoughts on that?**

"Like I said, Tom (Savage) has really improved. He had the one interception at the end there. Look, I'm sure he would love to have that throw back and I'd love to probably have that play call back, but it is what it is. I thought overall, I thought the guy played a really tough, gutsy game. That's the type of guy he is. He's been through a lot in his career and it was good to see him personally go out there and play like that because a lot of that is what we see every day in practice. So, now the key is he's got to continue to do it and we need to win. That's the key."

**QB Tom Savage said that even if he's improving all he cares about is winning. Do you feel that Savage took a step forward yesterday?**

"Look, he has to say that. He's not going to stand up here and talk about his own stats or anything like that, but anybody who watched that game, if you know anything about football, which I know you do, I would tell you that he played a very good football game. Was it the best football game any quarterback's ever played? No, but he played a very tough game and made some big plays for us – scrambled to get Stephen Anderson a touchdown, scrambled on fourth-and-19 to throw it to Stephen Anderson again. We were 8-for-15 on third down, a lot of that has to do with him and his ability to keep a play alive and step up in the pocket and deliver a football accurately. He's not going to stand up here and talk to you about stats, but I will. I'll tell you that I think he took a big step yesterday."

**What has QB Tom Savage done this season to set himself for the future?**

"Well I think he's proven – look, I think there's still games left here. I will say that. But I think he's proven that he can play. He can play in this league, whether it was Arizona or the game yesterday or even the Baltimore game. I mean, if you really study the tape, the guy has done some really good things relative to playing quarterback in the National Football League. For me, I see a lot of improvement and (he's) a very coachable guy. Great guy to coach. Like, in all seriousness, he does care about the team. He really does not care about his own stats. All he cares about is winning. Great family guy, all those things. Maybe that's what nobody cares about, they only care about winning, but I care about those things. I think he's a great guy to coach. He's been a lot of fun to coach and to watch improve and I think he's really gotten better, no doubt about it."

**Can you talk about the development of TE Stephen Anderson?**

"He played probably the best game he's played since he's been here. We have a lot of respect for Stephen. He's a very intelligent player, he's a smart player, he's a tough guy. Undersized guy with some of the things that we do with him, but he made some big plays yesterday. He's kind of a tweener player. He was a wide receiver at Cal and we projected him to be what we call an F tight end, and that's kind of what he does for us. We ask him to do some things within the core of the offense, within the core of the front, blocking-wise and things like that. I mean, he does a lot of things other than the passing game and I thought he played a heck of a game yesterday."

**What did you think of the way RB Andre Ellington was able to go in and contribute as a receiver?**

"We signed him as a back, we practiced him as a running back last week, but with where we were when we lost Bruce (Ellington) and then we lost Braxton (Miller), we had to make an adjustment if we wanted to stay in an 11-personnel grouping. Give John Perry (and) Charles London a lot of credit. Those guys on the sideline, we came up with a personnel grouping within the game. We said, 'In this personnel grouping, you're playing this position,' and they kind of went through our core routes with them, taught them what to do and then out on the field, his teammates, Tom (Savage), Hop (DeAndre Hopkins), whoever was over there with him, helped him to know what to do and he actually did a decent job. So, I give all the credit to Dre Ellington for being able to do that, (to) have the temperament to be able to do that and not panic and just go out there and play, and then give credit to the guys around him. Look, again, we didn't win, but I'm just telling you that's a real testament to the guys around him."

**What did you make of the performance of WR Braxton Miller?**

"He's getting better and better. We just said that in our staff meeting. One of our more improved players. It's just too bad. He took a hit on the sideline on what was a very good punt return by him up the sideline there, getting us some extra yards. Thought he did a good job in that area, fielding punts. And then he's gotten better and better as a receiver. He's made some big plays for us on tough routes, tough catches, yards after catch. It's been really good to see his improvement. He was inactive for a few games this year and he really kind of took it to heart and really worked hard to get better on the practice field, so hopefully he's not out for too long."

**What's it been like to be close to winning games but not able to get over the hump?**

"It's football, you either win or you lose. We don't sit there and go, 'Oh, what are we going to do now?' We think about, 'How are we going to correct these things, what can we do better coaching-wise, what can we do better to help these guys, put them in better positions to help teach them, what can the players do better?' It's football. We don't look at it as this big dramatic thing. We just know that we've been in some tough games and we haven't come out on the winning end and we need to find a way to win a game. That's really all it is for us. That's what it is. We're disappointed that we're not where we want to be record-wise. We know the fans are disappointed. Can't really do much about that. All we can do is come to work every day and try to figure out how to win a game."

**Do you get a sense of pride when QB Tom Savage performs well?**

"Well, I feel good for him. I feel good for him. I think that he puts a lot of time into this thing. He prepares, he puts time into the meetings, he stays after practice, he shows up early in the mornings to put extra time in, he stays late to watch the practice tape on his own, not just with the coaches. So, hopefully he can keep it going. That's the key to playing quarterback in this league, is consistency, always looking to improve and not take a step back. So, hopefully he can keep it going."

**How did C Greg Mancz do at guard?**

"I thought he did a decent job. I thought his pass pro (protection) was good. I thought our run blocking could be a little bit better overall, but I thought he really did (a good job). I thought Jeff Allen did a decent job at left tackle. The false starts were not all his fault. We were in a couple different cadences there and I've got to do a better job of coaching that. I wouldn't put that on Jeff Allen, those false starts. I thought Jeff played good. I thought Xavier (Su'a-Filo) probably played one of his better games. I thought Nick (Martin) did some good things on the inside, all of them in pass pro. Breno (Giacomini) plays a very tough, tough veteran leadership type game every week and I thought that Mancz had a solid day."

**Is that the offensive line you want to have going forward?**

"Relative to where we are right now – we called Chad Slade up and we have Kendall Lamm there and the sixth and seventh guys. We still have Julián Davenport and Kyle Fuller that were inactive yesterday. We like them, two good, young players. So, we'll see where that goes. I can't say that that'll be the line every week but I thought that those guys played well and I would anticipate that that's probably the offensive line moving forward here for the next few weeks."

## TEXANS HEAD COACH BILL O'BRIEN



Bill O'Brien was named the third head coach in Houston Texans franchise history on January 3, 2014. O'Brien, who owns 24 years of collegiate and NFL coaching experience, led the Texans to a second straight AFC South Division championship in 2016 and third straight winning season for the first time in franchise history, which made O'Brien just the 14th coach in the NFL since 1978 to begin his head coaching career with three consecutive winning seasons.

In 2016, Houston also won its first postseason game and advanced to the AFC Divisional Round for the first time since 2012. The Texans finished the season with the NFL's top-ranked defense for the first time in franchise history, surrendering an average of only 301.3 total net yards per game. The team also posted a 7-1 record at home during the regular season, which set a single-season franchise record and tied for the best home record in the NFL.

In 2015, Houston became the first NFL team since 1950 to earn a trip to the postseason with four different starting quarterbacks winning at least one regular season game and the Texans defense set the franchise single-season record for sacks (45.0).

Under O'Brien in 2014, Houston's seven-win improvement led the NFL and made the Texans the sixth team since 1978 to post a winning season following a season in which it won two or less games.

Prior to Houston, O'Brien was head coach at Penn State from 2012-13 and led the storied program through one of the greatest periods of strife any major college program has endured. He was named the Bear Bryant, Maxwell Football Club and ESPN National Coach of the Year as well as the Big Ten Coach of the Year by media and coaches.

From 2007-2011, O'Brien helped lead the New England Patriots to a pair of Super Bowl berths, rising from offensive assistant his first season to wide receivers coach in 2008

and then quarterbacks coach from 2009-2010 prior to his promotion to offensive coordinator/quarterbacks coach in 2011. That season, the Patriots ranked third in the NFL in scoring, second in total offense and advanced to Super Bowl XLVI.

**CAREER RECORD:** 32-31

**BACKGROUND:** O'Brien grew up in Andover, Mass. and graduated from St. John's Preparatory School in Danvers. He played linebacker and defensive end at Brown from 1990-92 and graduated with a double concentration in political science and organizational behavioral management.

**PERSONAL:** Born on October 23, 1969 in Dorchester, Mass. He and his wife, Colleen, have two sons: Jack, 15, and Michael, 12.

### COACHING TIMELINE

#### HOUSTON TEXANS

2014-17 Head Coach

#### PENN STATE UNIVERSITY

2012-13 Head Coach

#### NEW ENGLAND PATRIOTS

2011 Offensive Coordinator/  
Quarterbacks  
2009-10 Quarterbacks  
2008 Wide Receivers  
2007 Offensive Assistant

#### DUKE UNIVERSITY

2005-06 Offensive Coordinator/  
Quarterbacks

#### UNIVERSITY OF MARYLAND

2003-04 Running Backs

#### GEORGIA TECH UNIVERSITY

2002 Assistant Head Coach  
2001 Offensive Coordinator/  
Quarterback  
1998-00 Running Backs  
1995-97 Graduate Assistant

#### BROWN UNIVERSITY

1994 Inside Linebackers  
1993 Tight Ends

## 49ERS HEAD COACH KYLE SHANAHAN



Kyle Shanahan became the 20th head coach in franchise history on February 6, 2017 after spending the previous two seasons as offensive coordinator of the Atlanta Falcons. Has 13 seasons of NFL coaching experience, including the past nine as an offensive coordinator for the

Falcons (2015-16), Cleveland Browns (2014), Washington Redskins (2010-13) and Houston Texans (2008-09). In six of his nine seasons as an offensive coordinator (2008-09, 2012-13 and 2015-16),

Shanahan has guided an offense that ranked in the top 10 in yards gained. The 2016 Falcons set franchise records in yards per game (415.8), points scored (540) and net passing yards per game (295.3), while QB Matt Ryan earned league MVP honors.

**CAREER RECORD:** 2-10

**BACKGROUND:** Wide receiver at Duke (1998-99), Texas (2001-02). Collegiately coached at UCLA (2003).

**PERSONAL:** Born December 14, 1979, Minneapolis, Minn.

### COACHING TIMELINE

#### SAN FRANCISCO 49ERS

2017 Head Coach

#### ATLANTA FALCONS

2015-16 Offensive Coordinator

#### CLEVELAND BROWNS

2014 Offensive Coordinator

#### WASHINGTON REDSKINS

2010-13 Offensive Coordinator

#### HOUSTON TEXANS

2008-09 Offensive Coordinator  
2007 Quarterbacks  
2006 Wide Receivers

#### TAMPA BAY BUCCANEERS

2004-05 Offensive Quality Control

#### UCLA

2003 Graduate Assistant

### HEAD COACH COMPARISON

BILL O'BRIEN		KYLE SHANAHAN	
31-29	Reg. Season Record	2-10	
1-2	Playoff Record	0-0	
4	Years as NFL head coach	1	
4	Years as team's head coach	1	
0-0	Career Head-to-Head	0-0	
0-0	Career vs. Team (Reg. Season)	0-0	

# MATCHUP INFORMATION

## ALL-TIME SERIES

### REGULAR SEASON

Overall: 1-2 Home: 1-0 Road: 0-2

Date	W/L	Score	H/A	Venue	Texans QB	49ers QB
1/1/06	L	17-20	A	Monster Park	D. Carr	A. Smith
10/25/09	W	24-21	H	Reliant Stadium	M. Schaub	A. Smith
10/6/13	L	34-3	A	Candlestick Park	M. Schaub	C. Kaepernick



**2017**  
4-8

3rd, AFC South



**2017**  
2-10

4th, NFC West

## SERIES BREAKDOWN

Record vs. 49ers	Texans trail, 1-2
Last meeting	49ers 34, Texans 3 (10/6/13)
Texans largest margin of victory	3 (Texans 24, 49ers 21; 10/25/09)
49ers largest margin of victory	31 (49ers 34, Texans 3; 10/6/13)
Current win streak	49ers, 1 (2013-present)
Texans longest win streak	1 (2009-13)
49ers longest win streak	1 (2006-09; 2013-present)
Most points, Texans	24 (Texans 24, 49ers 21; 10/25/09)
Most points, 49ers	34 (49ers 34, Texans 3; 10/6/13)
Most points, both teams	45 (Texans 24, 49ers 21; 10/25/09)
Fewest points, Texans	3 (49ers 34, Texans 3; 10/6/13)
Fewest points, 49ers	20 (49ers 20, Texans 17; 1/1/06)
Fewest points, both teams	37 (2x – last: 49ers 34, Texans 3; 10/6/13)
Most net yards, Texans	336 (Texans 24, 49ers 21; 10/25/09)
Most net yards, 49ers	324 (49ers 20, Texans 17; 1/1/06)
Most rushing yards, Texans	131 (49ers 34, Texans 3; 10/6/13)
Most rushing yards, 49ers	182 (49ers 20, Texans 17; 1/1/06)
Most passing yards, Texans	246 (Texans 24, 49ers 21; 10/25/09)
Most passing yards, 49ers	238 (Texans 24, 49ers 21; 10/25/09)
Fewest net yards, Texans	284 (49ers 20, Texans 17; 1/1/06)
Fewest net yards, 49ers	284 (49ers 34, Texans 3; 10/6/13)
Fewest rushing yards, Texans	88 (49ers 20, Texans 17; 1/1/06)
Fewest rushing yards, 49ers	59 (Texans 24, 49ers 21; 10/25/09)
Fewest net passing yards, Texans	182 (49ers 34, Texans 3; 10/6/13)
Fewest net passing yards, 49ers	107 (49ers 34, Texans 3; 10/6/13)
Most sacks, Texans	3 (49ers 20, Texans 17; 1/1/06)
Most sacks, 49ers	2 (Texans 24, 49ers 21; 10/25/09)
Most interceptions, Texans	1 (2x – last: Texans 24, 49ers 21; 10/25/09)
Most interceptions, 49ers	3 (49ers 34, Texans 3; 10/6/13)
Most turnovers, Texans	4 (49ers 34, Texans 3; 10/6/13)
Most turnovers, 49ers	2 (Texans 24, 49ers 21; 10/25/09)
Most penalties, Texans	8-74 (49ers 20, Texans 17; 1/1/06)
Most penalties, 49ers	11-65 (Texans 24, 49ers 21; 10/25/09)

## 2017 INDIVIDUAL COMPARISON

### TEXANS

### 49ERS

#### PASSING YARDS

Deshaun Watson	1,699	C.J. Beathard	1,430
Tom Savage	1,349	Jimmy Garoppolo	311

#### RUSHING YARDS

Lamar Miller	711	Carlos Hyde	693
D'Onta Foreman	327	Matt Breida	276
Deshaun Watson	269	C.J. Beathard	136

#### RECEIVING YARDS

DeAndre Hopkins	1,084	Marquise Goodwin	677
Bruce Ellington	330	Pierre Garcon	500
Will Fuller V	326	Trent Taylor	331

#### POINTS SCORED

Ka'imi Fairbairn	80	Robbie Gould	94
DeAndre Hopkins	54	Carlos Hyde	24
Will Fuller V	42	C.J. Beathard	18

#### INTERCEPTIONS

Andre Hal	3	Two Players	2
Two Players	2	Three Players	1

#### SACKS

Jadeveon Clowney	9.0	Elvis Dumervil	5.5
Benardrick McKinney	3.0	Three Players	2.0
Four Players	2.0	Two Players	1.5

#### DEFENSIVE TACKLES

Benardrick McKinney	74	Jaquiski Tartt	54
Kareem Jackson	59	Ray-Ray Armstrong	53
Andre Hal	53	Dontae Johnson	52
Zach Cunningham	47	DeForest Buckner	46

#### SPECIAL TEAMS TACKLES

Kurtis Drummond	10	Raheem Mostert	6
Brian Peters	7	Adrian Colbert	5
Zach Cunningham	6	Dekoda Watson	3

#### KICKOFF RETURNS (Avg.)

Chris Thompson	22.6	Victor Bolden Jr.	20.8
----------------	------	-------------------	------

#### PUNT RETURNS (Avg.)

Will Fuller V	14.9	Trent Taylor	9.4
---------------	------	--------------	-----

#### FIELD GOALS

Ka'imi Fairbairn	17/21, 80.9%	Ryan Succop	26/28, 92.9%
------------------	--------------	-------------	--------------

#### PUNTING (GROSS/NET AVG.)

Shane Lechler	48.9/41.7	Bradley Pinion	53.5/41.2
---------------	-----------	----------------	-----------

# MATCHUP INFORMATION

## 2017 OFFENSIVE STATISTICAL COMPARISON

	HST	Rnk	SF	Rnk
Yards / Game	348.9	14	327.3	21
Yards / Play	5.22	19	4.94	24
Rushing Yards / Game	117.0	10	100.8	22
Rushing Yards / Play	4.02	17	4.17	14
Passing Yards / Game	231.9	16	226.5	17
Passing Yards / Play	6.14	17	5.38	25
Interception Rate	3.37 %	28	2.35 %	18
Sacks / Pass Attempt	9.16 %	29	7.91 %	21
First Downs / Game	21.5	4t	18.9	19
Punt Return Avg	9.8	6	8.8	13
Kickoff Return Avg	21.1	20	19.0	29
Field Goals Made	80.95 %	23	92.86 %	5t
3rd Down Pct	38.85 %	17	36.26 %	26
4th Down Pct	57.14 %	9t	44.44 %	17
Red Zone Pct	50.00 %	22t	40.63 %	30t
Goal to Go Pct	72.73 %	15	61.11 %	25
Avg Time of Possession	31:00	9	27:51	29t
Points/Game	24.7	8	16.8	29

## 2017 DEFENSIVE STATISTICAL COMPARISON

	HST	Rnk	SF	Rnk
Yards / Game	340.5	20	355.3	25
Yards / Play	5.68	28	5.35	17
Rushing Yards / Game	104.8	10	123.9	29
Rushing Yards / Play	4.09	16	3.85	8
Passing Yards / Game	235.8	22	231.3	19
Passing Yards / Play	6.87	28	6.75	25
Interception Rate	2.60 %	11	1.80 %	25
Sacks / Pass Attempt	7.29 %	14	5.66 %	24
First Downs / Game	18.0	8t	21.3	29t
Punt Return Avg	12.2	31	5.0	4
Kickoff Return Avg	22.8	22	20.4	11
3rd Down Pct	34.19 %	6	45.24 %	31
4th Down Pct	62.50 %	25t	83.33 %	32
Red Zone Pct	54.29 %	19	56.52 %	22
Goal to Go Pct	78.57 %	27t	59.09 %	5
Points / Game	25.8	28	24.8	24t
Point Differential / Game	-1.1	16	-8.0	28
Yard Differential / Game	8.4	14	-28.0	24

## TEXANS BIG DAYS AGAINST THE 49ERS

RB **ANDRE ELLINGTON** tied a career high with nine receptions for 86 yards and added 14 rushing yards as a member of the Cardinals vs. the 49ers on Oct. 1, 2017

P **SHANE LECHLER** punted six times for 321 yards, with an average of 53.5 yards, a long of 61 yards and a net average of 47.3 yards as a member of the Raiders at the 49ers on Oct. 17, 2010

ILB **BRIAN CUSHING** produced eight tackles and a pass defended vs. the 49ers on Oct. 25, 2009



The only time the San Francisco 49ers played the Houston Texans in Houston, Texas was on Oct. 25, 2009. Texans ILB **Brian Cushing**, right, and 49ers T **Joe Staley**, left, are the only players from that game that remain with their respective teams.

## TEXANS CAREER STATS VS. 49ERS

### PASSING

Player	G	A-C-I	Pct.	Yds	TD	Sk/Lst	Rtg
T. Yates	1	5-3-0	60.0	15	0	0/0	64.6

### RUSHING

Player	G	Att.	Yds	Avg.	Lg	TD
A. Ellington	8	52	208	4.0	20	1
J. Todman	2	1	11	11.0	11	0
L. Miller	1	3	1	0.3	1	0

### RECEIVING

Player	G	Rec.	Yds	Avg.	Lg	TD
D. Hopkins	1	2	23	11.5	18	0

### PUNTING

Player	G	No.	Yds	Avg.	Lg	TB	I20	Net
S. Lechler	5	17	842	49.5	66	2	5	39.6

### DEFENSE

Player	G	UA	A	Tot	Sk	Yds	INT	PD	FF	FR
B. Cushing	2	10	4	14	0.0	0	0	1	0	0
M. Gilchrist	2	10	1	11	0.0	0	0	0	1	0
J. Joseph	2	6	1	7	0.0	0	0	3	0	0
J. Jenkins	1	3	0	3	0.0	0	0	0	0	0
K. Jackson	1	2	1	3	0.0	0	0	1	0	0
M. Williams	1	2	0	2	0.0	0	0	0	0	0
E. Pleasant	1	2	0	2	0.0	0	0	0	0	0



San Francisco 49ers Head Coach **Kyle Shanahan** served as an assistant coach with the Houston Texans from 2006-09. He will be the first former Texans assistant coach to return to NRG Stadium as a head coach

## SERIES NOTES

- In the previous three meetings, no road team has emerged victorious
- The Texans have averaged 103 rushing yards in three games vs. the 49ers
- A Texans win would even the all-time series to 2-2
- The 49ers are the only NFL team Texans Head Coach **Bill O'Brien** has not yet faced in a regular season game





## 2013 WEEK 5: San Francisco 34, Houston 3

69,732 • Candlestick Park • San Francisco, Calif. • Oct. 6, 2013



### GAME SUMMARY

It was a long, hard night for Houston that started on the third play from scrimmage. QB **Matt Schaub** threw an interception that was returned for a touchdown and the 49ers never looked back in the 34-3 rout.

Schaub went on to throw two more interceptions before being spelled by **T.J. Yates** in the fourth quarter.

Schaub threw his fourth pick-six in as many games while San Francisco built a 21-0 lead. Houston's offense remained scoreless until **Randy Bullock** kicked a 41-yard field goal in the third quarter.

In the first 90 seconds of the game, Schaub's pass to **Andre Johnson** was picked off by 49ers' CB **Tramaine Brock**, who returned the interception 18 yards for a touchdown. Brock picked Schaub off again in the second quarter.

The 49ers offense converted the turnover into a touchdown four plays later on **Anthony's Dixon's** 2-yard touchdown run to extend the lead to 21-0 with 5:03 remaining in the first half.

The Texans first half possessions ended in two interceptions, two punts, and a missed field goal. Bullock missed a 45-yard attempt after a drive that stalled following two back-to-back penalties on TE **Owen Daniels**.

The Texans offense looked to be picking up steam later in the third quarter, moving the ball 58 yards down the field but it would end in another turnover. Schaub threw his third interception of the game, a pass intended for Daniels and picked off by DT **Tony Jerrod-Eddie**. QB **Colin Kaepernick** connected with **Vernon Davis** on a 64-yard touchdown pass just a few plays later. San Francisco extended its lead to 31-3.

Yates entered the game but the Texans' offense continued to struggle as RB **Ben Tate** fumbled on the second play of the drive. San Francisco recovered and converted the Texan's fourth turnover into a 24-yard field goal by **Phil Dawson**. With 10:46 remaining in the fourth quarter, San Francisco extended its lead to 34-3.

**Arian Foster** led the Texans in rushing with 98 yards on 21 carries. He also had four receptions for 20 yards. Daniels caught six passes for 60 yards. ILB **Brian Cushing** led the defense with six tackles. OLB **Whitney Mercilus** added a sack to increase his season total to 4.5.

Schaub ended the game 19-of-35 for 173 yards and three interceptions.

Kaepernick completed six of 15 passes for 113 yards and one touchdown. Frank Gore rushed for 81 yards on 17 carries and one touchdown.

Game summary via [HoustonTexans.com](http://HoustonTexans.com)

### SCORING

SCORE BY PERIODS	1	2	3	4	OT	Total
Houston Texans	0	0	3	0	-	3
San Francisco 49ers	14	7	3	19	-	34

### SCORING DRIVES

Team	Qtr	Time	Play Description (Extra Point) (Drive info)	HOU	SF
49ers	1	13:30	T.Brock 18 yd. interception return (P.Dawson kick)	0	7
49ers	1	1:37	F.Gore 1 yd. run (P.Dawson kick) (12-65, 5:51)	0	14
49ers	2	5:03	A.Dixon 2 yd. run (P.Dawson kick) (4-32, 1:58)	0	21
Texans	3	12:01	R.Bullock 41 yd. Field Goal (7-43, 2:36)	3	21
49ers	3	5:15	P.Dawson 38 yd. Field Goal (8-39, 3:20)	3	24
49ers	4	14:16	V.Davis 64 yd. pass from C.Kaepernick (P.Dawson kick) (3-69, 1:09)	3	31
49ers	4	10:46	P.Dawson 24 yd. Field Goal (4-2, 2:31)	3	34

### TEAM STATISTICS

	TEXANS	49ERS
TOTAL FIRST DOWNS	17	17
THIRD DOWN EFFICIENCY	6-16-38%	4-11-36%
FOURTH DOWN EFFICIENCY	2-3-67%	0-1-0%
TOTAL NET YARDS	313	284
NET YARDS RUSHING	131	177
NET YARDS PASSING	182	107
PASS ATTEMPTS-COMPLETIONS-HAD INTERCEPTED	40-22-3	15-6-0
KICKOFFS Number-In End Zone-Touchbacks	2-2-1	7-6-1
PUNTS Number and Average	3-50.3	4-48.8
Net Punting Average	41.0	43.8
FGs - PATs Had Blocked	0-0	0-0
TOTAL RETURN YARDAGE (Not Including Kickoffs)	20	65
PENALTIES Number and Yards	7-52	3-17
FUMBLES Number and Lost	2-1	1-0
TOUCHDOWNS	0	4
EXTRA POINTS Made-Attempts Kicking Made-Attempts	0-0	4-4
FIELD GOALS Made-Attempts	1-2	2-2
RED ZONE EFFICIENCY	0-1-0%	2-5-40%
GOAL TO GO EFFICIENCY	0-0-0%	2-3-67%
SAFETIES	0	0
TIME OF POSSESSION	33:52	26:08

### INDIVIDUAL STATISTICS

**RUSHING (Att-Yds):** Houston, A. Foster 21-98, B. Tate 7-28, C. Wood 1-5, T. Yates 1-0. San Francisco, F. Gore 17-81, L. James 4-31, K. Hunter 5-29, C. Kaepernick 1-14, K. Williams 1-13, A. Dixon 5-12, C. McCoy 3-(-3).

**PASSING (C-A-Y-I):** Houston, M. Schaub 19-35-173-3, T. Yates 3-5-15-0. San Francisco, C. Kaepernick 6-15-113-0.

**RECEIVING (Rec-Yds):** Houston, O. Daniels 6-60, A. Foster 4-20, A. Johnson 3-39, G. Graham 3-15, D. Hopkins 2-23, B. Tate 2-12, K. Martin 1-14, D. Posey 1-5. San Francisco, V. Davis 3-88, A. Boldin 2-21, B. Miller 1-4.

**SACKS (Sk-Yds):** Houston, W. Mercilus 1.0-6. San Francisco, R. McDonald 1.0-6.

**INTERCEPTIONS (Int-Yds):** Houston, none. San Francisco, T. Brock 2-31, T. Jerod-Eddie 1-6.

**TACKLES (S-A-T):** Houston, B. Cushing 5-3-8, D. Manning 6-1-7, B. Reed 3-4-7, J. Watt 5-1-6, W. Mercilus 3-3-6, E. Mitchell 2-3-5, D. Sharpton 4-1-5, J. Mays 2-2-4, J. Crick 0-4-4, K. Jackson 3-0-3, E. Reed 2-1-3, J. Joseph 2-0-2, D. Swearingin 1-1-2, A. Smith 1-1-2, E. Pleasant 2-0-2, S. Keo 0-1-1, T. McClain 0-1-1, W. Jefferson 1-0-1, B. Harris 1-0-1. San Francisco, N. Bowman 11-2-13, M. Wilhoite 11-0-11, E. Reid 8-0-8, C. Rogers 3-2-5, R. McDonald 3-0-3, A. Brooks 3-0-3, D. Whitner 3-0-3, D. Skuta 3-0-3, T. Brown 2-0-2, J. Smith 1-1-2, T. Jerod-Eddie 1-0-1, D. Dobbs 1-0-1, P. Cox 1-0-1, G. Dorsey 0-1-1.

**MISSED FIELD GOAL:** Houston, R. Bullock 45WL.

## FORMER 49ERS ON THE TEXANS

- Texans WR **Bruce Ellington** was selected by the 49ers in the fourth round of the 2014 NFL Draft and played there through the 2016 season. Ellington played in 26 career games and totaled 215 receiving yards, two receiving touchdowns, 35 rushing yards, one rushing touchdown, returned 50 kickoffs for 1,279 yards and returned 42 punts for 325 yards. Ellington remains the most recent 49er to produce a rushing and receiving touchdown in the same game and first rookie to do so for the club since the 1992 season when he rushed and caught a score vs. San Diego on Dec. 20, 2014



Texans WR **Bruce Ellington** was selected by the 49ers in the fourth round of the 2014 NFL Draft and spent three seasons with the team

## FORMER TEXANS ON THE 49ERS

- Head Coach **Kyle Shanahan** joined the Texans as a wide receivers coach in 2006, transitioning to the quarterbacks coach in 2007 and serving as the offensive coordinator from 2008-09. When Shanahan was promoted to offensive coordinator on Jan. 11, 2008, he was the youngest coordinator in the league at the time at 28 years and 26 days
- Other 49ers coaches who have coached for the Texans include: Defensive Coordinator **Robert Saleh** (2005-10), Special Teams Coordinator **Richard Hightower** (2006-08), Offensive Line Coach **John Benton** (2006-13) Linebackers Coach **Johnny Holland** (2006-10), Run Game Specialist **Mike McDaniel** (2006-08)) and Defensive Line Coach **Jeff Zgonina** (2013)

## FORMER TEXANS ON THE 49ERS (cont.)

- Defensive Quality Control Coach **DeMeco Ryans** was selected with the first pick in the second round (33rd overall) in the 2006 NFL Draft and played for the Texans through the 2011 season. Ryans won the 2006 AP NFL Defensive Rookie of the Year Award, was a two-time Pro Bowl selection as a Texan, earned First-Team All-Pro honors in 2007 and remains the team's all-time leader in career solo tackles and is second in total tackles
- DT **Earl Mitchell** was selected with the 17th pick of the third round (81st overall) by the Texans in the 2010 NFL Draft, gathering 3.5 sacks in four seasons. 49ers Assistant Offensive Line Coach **Adam Stenavich** spent portions of the 2008-10 seasons on the Texans offseason and practice squad rosters and 49ers Defensive Line Coach **Jeff Zgonina** played for the Texans from 2007-09



49ers Defensive Quality Control Coach **DeMeco Ryans** starred with the Texans from 2006-11, serving as a team captain, earning multiple Pro Bowl berths and finishing his tenure as the Texans' all-time leading tackler

## TEXANS WITH CALIFORNIA CONNECTIONS

- **Born in California:** **Stephen Anderson** (San Jose), **Eddie Pleasant** (Compton), **Pat O'Hara** (Santa Monica)
- **Attended college in California:** **Stephen Anderson** (Cal), **Ka'imi Fairbairn** (UCLA), **Brennan Scarlett** (Stanford), **Xavier Su'a-Filo** (UCLA), **Pat O'Hara** (USC)

## 49ERS WITH TEXAS CONNECTIONS

- **Born in Texas:** **Trent Brown** (Bastrop), **Adrian Colbert** (Wichita Falls), **Marquise Goodwin** (Lubbock), **Earl Mitchell** (Houston), **Aldrick Robinson** (Waxahachie), **Richard Hightower** (Houston), **Vince Oghobaase** (Houston)
- **Attended college in Texas:** **Adrian Colbert** (Texas), **Marquise Goodwin** (Texas), **Aldrick Robinson** (SMU), **Kyle Shanahan** (Texas), **Richard Hightower** (Texas), **Johnny Holland** (Texas A&M)

## HOMETOWN

- Texans K Ka’imi Fairbairn and 49ers DT DeForest Buckner were teammates at Punahou High School in Honolulu, Hawaii and both graduated in the spring of 2011. The pair were two of five finalists for the 2015 Polynesian College Football Player of the Year Award
- Texans C Greg Mancz and 49ers DE Tank Carradine both grew up in Cincinnati, Ohio and were high school rivals. Mancz’s Anderson High School topped Carradine’s Taft High School, 56-6, in the season opener of the 2008 season en route to earning a trip to the Ohio State Championship game

## COLLEGE


- Texans WR Braxton Miller and 49ers RB Carlos Hyde paced a high-octane offense at Ohio State from 2011-13, with Texans Defensive Coordinator Mike Vrabel on staff for the same duration. In three seasons together, Miller threw for 5,292 yards and 52 touchdowns and the pair combined for 6,111 rushing yards and 69 rushing touchdowns. During that stretch, the Buckeyes went 30-9 and Miller and Hyde were named First-Team All-Big Ten selections following the 2013 season in addition to Miller earning Big-Ten quarterback of the year and Hyde winning the Big-Ten running back of the year
- Texans T Breno Giacomini and 49ers DE Elvis Dumervil were teammates at Louisville from 2004-05, with Giacomini playing as a tight end. The Cardinals were 20-4 during that span and finished the 2004 season ranked as the No. 6 team in the final AP poll
- Texans C Nick Martin, WR Will Fuller V and 49ers DT Sheldon Day were all teammates at Notre Dame from 2013-15 and were all selected within the first four rounds of the 2016 NFL Draft



Texans WR Braxton Miller, right, and 49ers RB Carlos Hyde, left, celebrate an Ohio State touchdown in the 2014 Orange Bowl vs. Clemson. Miller accounted for four total touchdowns while Hyde rushed for 113 yards and a touchdown and caught two passes for 39 yards and one touchdown, but Texans NT/DE D.J. Reader’s and DE Carlos Watkins’ Clemson emerged victorious, 40-35

## PROFESSIONAL

- Texans CB Johnathan Joseph and 49ers CB Leon Hall were teammates with the Bengals from 2007-10. Joseph was the team’s first-round draft pick in 2006 and Hall was the team’s first-round selection in 2007. In that span, the two combined for 32 interceptions, 397 interception return yards, 127 passes defended, six forced fumbles and five touchdowns. Said Hall of Joseph, “Since day one, we’ve been locker mates, and really how we get along off the field helps with how well we communicate and get along on the field. We kind of got the same personalities, we like and dislike the same things. So we just naturally became good friends on the team”
- Texans T Breno Giacomini and 49ers DL Leger Douzable were teammates on the Jets from 2014-15
- Texans P Shane Lechler and 49ers Senior Defensive Assistant Jason Tarver were together in Oakland from 2012-13, with Tarver serving as the Raiders defensive coordinator
- Texans NT Brandon Dunn and 49ers K Robbie Gould played together on the Bears from 2014-15



Texans CB Johnathan Joseph, left, and 49ers CB Leon Hall, right, anchored the Bengals secondary from 2007-10

## MISCELLANEOUS

- Texans P Shane Lechler and 49ers K Robbie Gould squared off in Week 12 of the 2011 season as members of the Raiders and Bears, respectively. Lechler boomed a career-long 80-yard punt that day and earned praise from Gould, who described Lechler’s performance as, “incredible,” and dubbed Lechler and Raiders K Sebastian Janikowski as, “one of the best kicking duos in the league”

# PLAYER QUICK NOTES

## QUARTERBACKS (2)

**2 T.J. YATES** 6-4 215 6th season North Carolina  
Signed with the Texans on Nov. 3, 2017...Played in 18 games (seven starts) over five seasons with Houston and Atlanta...Completed 132-of-227 career pass attempts (58.1%) for 1,534 yards from 2011-16...Beginning his third stint with the Texans (2011-13 & 2015)...Went 2-0 (vs. NYJ and at IND) as a fill-in starter for the Texans in 2015...As a rookie in 2011, led Houston to it's first division crown and postseason win in franchise history...Drafted by the Texans in the fifth round (152nd overall) of the 2011 Draft.

**3 TOM SAVAGE** 6-4 230 4th season Pittsburgh  
Threw for 461 passing yards and no interceptions in three games (two starts) in 2016...Made first career start in AFC South-clinching win vs. Cincinnati in Week 16...Spent the 2015 season on Injured Reserve...Drafted by the Texans in the fourth round in 2014 and appeared in two games as a rookie...Enrolled at three schools: Rutgers, Arizona and Pittsburgh, appearing in 31 games (28 starts)...Completed 430-of-757 passes for 5,690 yards, 37 touchdowns and 19 interceptions in college...As a senior at Pitt, completed 238-of-389 passes (61.2%) for 2,958 yards, 21 touchdowns and nine interceptions.

## WIDE RECEIVERS (6)

**10 DeANDRE HOPKINS** 6-1 210 5th season Clemson  
Third-most receiving yards and third-most receptions by a player age 25-or-younger in NFL history...Had the most receptions (317), receiving yards (4,487) and receiving touchdowns (23) through the first four years of a player's career in team history (2013-16)...Ranked fourth in franchise history in receptions, third in receiving yards and fourth in receiving touchdowns before this season...Texans all-time leader in yards per reception at 14.1 and his 16 games with 100-or-more receiving yards are second-most in franchise history...Set career highs in receptions (111), receiving yards (1,521), receiving touchdowns (11) and 100-yard receiving games (six) in 2015...2015 AP NFL All-Pro Second Team...2013 PFWA All-Rookie Team...Has never missed a game in his Texans career, recording at least one reception in every game he's played in, and his streak of consecutive games started ranks second among all active NFL wide receivers...Drafted in 2013 with the 27th overall pick.

**12 BRUCE ELLINGTON** 5-9 200 4th season South Carolina  
Signed by the Texans as a free agent on Aug. 11, 2017...Played in 26 games over three years with the 49ers (missed 2016 with an injury)...Recorded 19 receptions for 215 yards (11.3 avg.) and two touchdowns with the 49ers...Also returned 50 kicks for 1,279 yards (25.6 avg.) and 42 punts for 325 yards (7.7 avg.)...Drafted by the 49ers in the fourth round (106th overall) of the 2014 Draft...Becomes the third Gamecock on the Texans roster.

**13 BRAXTON MILLER** 6-2 215 2nd season Ohio State  
Appeared in 10 games (six starts) as a rookie in 2016 before being placed on Injured Reserve...Selected by the Texans in the third round (85th overall) of the 2016 Draft...Holds school record with 88 total touchdowns and finished with 8,609 yards of total offense, 3,314 rushing yards, 33 rushing touchdowns, 5,295 yards passing and 52 touchdowns.

**14 CHRIS THOMPSON** 6-0 170 Rookie Florida  
Spent the first three weeks of the 2017 season on the Texans' practice squad before being signed to the active roster on Sept. 27, 2017...Signed with the Texans as a college free agent after the 2017 NFL Draft...Appeared in 41 games (three starts) and logged 16 kick returns for 355 yards and nine receptions for 78 yards at Florida (2013-16)...Also made 12 tackles (five solo) as a reserve defensive back.

**15 WILL FULLER V** 6-0 185 2nd season Notre Dame  
Finished third in the NFL among rookie wide receivers with 635 receiving yards and sixth with 47 receptions in 2016...Became first player in Texans history with a receiving touchdown and punt return touchdown in the same game vs. Tennessee (10/2/16)...Second rookie in NFL history with 300 scrimmage yards and a return touchdown in the first four games of a season...Selected by the Texans with the 21st overall pick in the 2016 Draft...Had 144 catches for 2,512 receiving yards and 30 touchdowns in his Fighting Irish career.

**17 COBI HAMILTON** 6-2 200 2nd season Arkansas  
Signed to the Texans active roster off the practice squad on Nov. 22, 2017...Spent Weeks 3-11 on Houston's practice squad...Appeared in 11 games and made eight starts with the Steelers in 2016...Compiled 17 receptions for 234 yards and two touchdowns in 2016...Played in three postseason games and totaled four receptions for 51 yards in 2016...Started in the AFC Championship and caught a 30-yard touchdown pass at New England (1/22/16)...Played in a playoff game for the Bengals in 2014...Spent time on the practice squads of Cincinnati, Philadelphia and Miami from 2013-15...Drafted by the Bengals with the 29th pick of the sixth round (197th overall) in the 2013 NFL Draft...Played four seasons (2009-12) at Arkansas and recorded a school-record 90 receptions for 1,335 yards and five touchdowns as a senior en route to finishing as a Biletnikoff semifinalist...Attended Texas High School in Texarkana, Texas.

## RUNNING BACKS / FULLBACKS (5)

**22 JORDAN TODMAN** 5-10 200 5th season Connecticut  
Signed with the Texans on Aug. 25, 2017...Played in 60 career games (three starts) with the Jaguars, Steelers and Colts...Had 531 rushing yards and three touchdowns on 124 career attempts before this season...Also returned 85 career kickoffs for 2,262 yards (26.6 avg.) and a touchdown...Took a kickoff back for a 99-yard touchdown last season at Green Bay (11/5/16)...Finished second in the NFL in kick returns (38) & third with 972 KR yards in 2014...Selected by the Chargers in the sixth round of the 2011 NFL Draft.

**26 LAMAR MILLER** 5-10 225 6th season Miami (Fla.)  
Totalled 1,073 rushing yards and five rushing touchdowns on 268 attempts in 14 games (14 starts) during his first year in Houston...Became just the fourth player in franchise history to rush for 1,000 yards in a season in 2016...Second in the AFC and fifth in the NFL with 3,044 rushing yards from 2014-16...Had 4,003 rushing yards and 24 rushing touchdowns from 2012-16...Signed by the Texans on March 10, 2016 after playing four previous seasons with the Dolphins.

**28 ALFRED BLUE** 6-2 225 4th season LSU  
Ranked fifth in Texans history with 1,646 career rushing yards before this season...Played in 14 games in 2016 and ran for 420 yards and a rushing touchdown on 100 carries...Played in all 16 games in 2015 and set single-season career highs in rushing yards (698), carries (183) and 100-yard rushing games (three), while tying his personal-best in rushing touchdowns (two)...As a rookie, became the first player in franchise history with a rushing, receiving and return touchdown in the same season...Set the franchise record for carries in a game (36) on 11/16/14...Drafted by the Texans in the sixth round in 2014.

**38 ANDRE ELLINGTON** 5-9 200 5th season Clemson  
Claimed off waivers by the Texans from the Cardinals on Nov. 22, 2017...Appeared in 61 career games (15 starts) over five years with Arizona (2013-17)...Rushed for 1,750 yards and 10 touchdowns in addition to catching 145 balls for 1,296 yards (2013-17)...Topped 1,000 scrimmage yards in each of his first two NFL seasons...Cousin and childhood neighbor (Moncks Corner, S.C.) of WR Bruce Ellington...Shared First-Team All-ACC honors with WR DeAndre Hopkins at Clemson in 2012...Becomes the sixth player from Clemson on the Texans, which gives them the most in the NFL, joining Hopkins, NT D.J. Reader, DE Carlos Watkins, S Marcus Gilchrist and QB Deshaun Watson.

**45 JAY PROSCH** 6-1 255 4th season Auburn  
Appeared in 47 games (eight starts) and three playoff games with the Texans from 2014-16...Also had 14 career special teams tackles in the NFL...Selected by the Texans in the sixth round (211th overall) of 2014 Draft...Started 30-of-51 games in a collegiate career that first began at Illinois (2010-11) and completed at Auburn (2012-13).

## TIGHT ENDS (2)

**87 C.J. FIEDOROWICZ** 6-5 265 4th season Iowa  
Set career highs in receptions (54), receiving yards (559), yards per reception (10.4) and touchdowns (four) in 2016...Tied for the team lead in receiving touchdowns (4) in 2016...Registered 17 receptions for 167 yards and a touchdown in 16 games (14 starts) in 2015...Texans' first pick (65th overall) in the third round of the 2014 Draft...Started 20-of-51 games he appeared in at Iowa, catching 91 passes for 899 yards and 10 touchdowns.

**89 STEPHEN ANDERSON** 6-3 230 2nd season California  
Appeared in 13 games as a rookie in 2016, compiling 11 receptions for 93 yards and a touchdown...Became first rookie tight end in team history to record a catch in first NFL game...Signed by the Texans as a college free agent in May 2016...Finished his college career with 101 receptions for 1,260 yards receiving and seven touchdowns in 37 games (25 starts).



RB Lamar Miller racked up 1,073 rushing yards last season, which ranked sixth in the AFC and 10th in the NFL.

## OFFENSIVE LINE (9)

**61 KYLE FULLER** 6-5 315 **Rookie** **Baylor**

Was the Texans' final draft pick and the only Baylor Bear selected in the 2017 Draft...A three-year starting All-Big 12 center who appeared in 52 career games (39 starts)... Helped pave the way for the Big 12's best rushing offense in 2015 and 2016...Anchored the offensive line for the nation's most productive offense in 2014-15.

**62 CHAD SLADE** 6-5 315 **2nd season** **Auburn**

Signed to the active roster off the Texans practice squad on Nov. 29, 2017 after spending Weeks 1-12 on Houston's practice squad...Spent the entire 2016 season on the Texans practice squad...Placed on Injured Reserve on Sept. 1, 2015 and missed the 2015 season...Signed by the Texans as a college free agent on May 8, 2015...Made 49 career starts at Auburn, second-most among SEC offensive linemen and fourth-most in school history...Four-year starter on the offensive line for the Tigers after redshirting the 2010 BCS National Championship campaign.

**63 KENDALL LAMM** 6-6 305 **3rd season** **Appalachian State**

Played in 15 games (three starts) and both postseason games for the Texans in 2016... Played in 15 games (four starts) and a postseason game as a rookie in 2015...Signed by the Texans as a college free agent on May 8, 2015...As a senior at Appalachian State in 2014, earned All-Sun Belt Conference first-team honors.

**65 GREG MANCZ** 6-4 300 **3rd season** **Toledo**

Started all 16 regular season games and both postseason contests, making him the only Texans lineman to start every game of the year...Played in three games in his rookie season in 2015...Was placed on Injured Reserve on Nov. 3, 2015...Signed by the Texans as a rookie free agent on May 8, 2015...Played four seasons (2011-14) at the University of Toledo and named second-team All-America by the Football Writers Association of America.

**66 NICK MARTIN** 6-5 300 **2nd season** **Notre Dame**

Placed on Injured Reserve on Aug. 30 and missed entire 2016 season...Selected by the Texans with the 19th pick in the second round (50th overall) of the 2016 NFL Draft... Played four seasons (2012-15) at the University of Notre Dame, appearing in 50 games (37 starts)...Was on the Rimington Trophy Watch List (2014-15) and the Lombardi Award Watch List (2014).

**68 BRENO GIACOMINI** 6-7 320 **10th season** **Louisville**

Signed with the Texans on May 16, 2017...Appeared in 78 career games (70 starts) from 2012-16, starting every game in which he appeared...Had stints with the Seahawks and Jets, including starting and winning Super Bowl XLVIII with Seattle...Has started five career playoff games...Originally joined the Packers as a fifth-round pick in 2008.

**70 JULIÉN DAVENPORT** 6-7 315 **Rookie** **Bucknell**

First of the Texans' two fourth round selections in the 2017 NFL Draft and the first FCS lineman chosen...Highest selection of a Bucknell player since 1966 and first Bison drafted since 1969...Earned three First-Team All-Patriot League recognitions and was a First-Team All-FCS in 2016...Two-time team captain who started all 44 games from 2013-16.

**71 XAVIER SU'A-FILO** 6-4 310 **4th season** **UCLA**

Started at left guard in Weeks 1-13, Weeks 15-17 and both postseason contests in 2016...Came off the bench in Week 14...Played in 40 career games with 25 starts (three playoff starts) from 2014-16...Selected by the Texans in the second round of the 2014 NFL Draft (33rd overall pick)...Started all 40 games that he suited up for at UCLA.

**79 JEFF ALLEN** 6-4 305 **6th season** **Illinois**

Started all 14 regular season games he appeared in and both postseason games for the Texans at right guard in 2016...Signed by the Texans as an unrestricted free agent on March 10, 2016...Played in 44 games (36 starts) at left guard and right tackle for the Chiefs from 2012-15...Has started five postseason games in his career...Selected by Kansas City with the 12th pick in the second round (44th overall) of the 2012 NFL Draft.



In 2016, NT D.J. Reader logged the fifth-most starts by a rookie defensive lineman in franchise history and most since DE J.J. Watt (16) in 2011.

## DEFENSIVE LINE (6)

**91 CARLOS WATKINS** 6-3 305 **Rookie** **Clemson**

Taken in the fourth round (142nd overall) of the 2017 NFL Draft...Was a two-time First-Team All-ACC selection and 2016 AP Second-Team All-American...Had 191 tackles, 26 tackles for loss and 14 sacks over 53 games (30 starts) from 2012-16...His 10.5 sacks in 2016 are the most ever by a Clemson defensive tackle...Was a starter on the 2016 Clemson national championship team...Received a medical redshirt in 2013 after a car crash.

**92 BRANDON DUNN** 6-2 300 **2nd season** **Louisville**

Appeared in two games for the Texans in 2016 but spent most of the season on the practice squad...Signed off the Bears practice squad in October 2015...Appeared in the final 12 games with the Texans in 2015, including the Wild Card Game vs. Kansas City (1/9/16)...Recorded career totals of 101 tackles, 3.0 sacks, two fumble recoveries and two passes defensed at Louisville (2010-13).

**93 JOEL HEATH** 6-6 295 **2nd season** **Michigan State**

Appeared in 12 games for the Texans as a rookie in 2016 and his six starts were the most by an undrafted rookie defensive lineman in team history...Became the first undrafted rookie in franchise history and only undrafted rookie in the NFL with 2.0 sacks in a game in 2016...Signed by the Texans as a college free agent on May 5, 2016...Had 60 career tackles, including 10.5 for losses and 4.5 sacks in four years at Michigan State (2012-15).

**96 CHUNKY CLEMENTS** 6-2 295 **Rookie** **Illinois**

Signed off the practice squad to the active roster on Nov. 8, 2017...Signed to the Texans practice squad on Oct. 25, 2017...Waived by the Minnesota Vikings on Sept. 2, 2017 after signing him as a college free agent on July 21, 2107...Played in 46 games while collecting 20 starts for the Illini...Finished his collegiate career with 99 tackles, 25.5 TFLs, 6.0 sacks, and 4 forced fumbles...First name is Jarrod but nicknamed 'Chunky' by his family when he was a baby.

**97 ANGELO BLACKSON** 6-4 320 **3rd season** **Auburn**

Signed with the Texans on Nov. 1, 2017...Spent the first eight weeks of the season on the Patriots' practice squad...Played in 29 games (one start) over two seasons (2015-16) with Tennessee...Logged 24 total tackles, 2.5 sacks, five quarterback hits and four tackles for loss with the Titans...Drafted by Tennessee in the fourth round (100th overall) of the 2015 NFL Draft...Appeared in 52 games (18 starts) over four seasons at Auburn (2011-15)...Tallied 65 tackles, 4.5 sacks, 17 tackles for loss, 13 quarterback hits and three forced fumbles as a Tiger.

**98 D.J. READER** 6-3 325 **2nd season** **Clemson**

Appeared in all 16 games with seven starts as rookie in 2016...Recorded his first career NFL sack against Jacksonville in Week 10 (11/13/16)...Logged the fifth-most starts by a rookie defensive lineman in franchise history and most since DE J.J. Watt (16) in 2011...Became the third rookie to record a sack in the postseason (vs. Oakland, 1/7/17)...Selected by the Texans with the 27th pick in the fifth round (166th overall) of the 2016 NFL Draft...Played four seasons at Clemson (2012-15), recording 145 tackles, nine tackles for loss, 5.0 sacks and 24 quarterback pressures over 46 games (10 starts) in his career.

## INSIDE LINEBACKERS (6)

### **41 ZACH CUNNINGHAM 6-4 230 Rookie Vanderbilt**

Drafted 57th overall in the 2017 NFL Draft...Highest drafted Vanderbilt defensive player since 2001...Two-time First-Team All-SEC selection (2015-16) and the first-ever Vanderbilt player to earn consensus First-Team All-American honors (2016)...Totaled 295 tackles and 39.5 tackles for loss in his career...Named Butkus Award finalist and semifinalist for the Chuck Bednarik Award after leading the SEC with 125 total tackles in 2016.

### **44 JELANI JENKINS 6-0 240 5th season Florida**

Signed by the Texans as a free agent on Oct. 25, 2017...Played in 53 games (34 starts), all with Miami, from 2013-16...Had 219 total tackles (156 solo), 3.5 sacks, three forced fumbles, one fumble recovery and five passes defended from 2013-16...Led the 2014 Dolphins with 108 total tackles and finished fourth with 3.5 sacks...One of three players in the NFL with 100 tackles, 3.5 sacks and two forced fumbles in 2014...Drafted by Miami in the fourth round (104th overall) of the 2013 NFL Draft...Appeared in 36 career games (31 starts) in three seasons at Florida (2010-12).

### **51 DYLAN COLE 6-1 240 Rookie Missouri State**

Signed with the Texans as a college free agent following the 2017 NFL Draft...Consensus FCS First-Team All-American in 2016...Led all FCS players in total tackles per game (12.9) and was second nationally in solo tackles per game (7.7) as a senior...Finalist for Buck Buchanan Award as top defensive player in DI FCS...Finished with 457 tackles (third-most in MSU history), 40.5 tackles for loss, 21 passes defended, 5.0 sacks, five interceptions and three forced fumble and two fumble recoveries in 46 games (all starts).

### **52 BRIAN PETERS 6-4 235 3rd season Northwestern**

Finished third on the team with 10 special teams tackles in 2016...Tied for the league lead with 17 special teams tackles in 2015...Spent time in 2015 with the Minnesota Vikings before signing with the Texans in September...Played one season with the Arena Football League's Iowa Barnstormers (2012) before spending two seasons with the Canadian Football League's Saskatchewan Roughriders (2013-14), where he won a CFL title.

### **55 BENADRICK MCKINNEY 6-4 250 3rd season Mississippi State**

Finished 11th in the NFL in tackles with a team-leading 129 in 2016...Compiled the eighth-most tackles in a single season in team history in 2016...Named Associated Press Second-Team All-Pro in 2016...Became only player in NFL in 2016 and second player in franchise history with at least 100 tackles and 5.0 sacks in a season...Played in 14 games in 2015, making 11 starts including one postseason start...Finished the 2015 season with 58 total tackles (35 solo, 23 asst.), seven tackles for loss and 1.0 sack...Finished second on the team with nine tackles, including four solo stops in the Wild Card Game vs. Kansas City (1/9/16)...Drafted by the Texans in the second round (43rd overall) in 2015.

### **56 BRIAN CUSHING 6-3 250 9th season Southern California**

Ranked first in franchise history with 648 career regular season tackles heading into the season and had played the 10th-most regular season games in team history with 99...Ranks first in franchise history in career postseason tackles with 40...One of eight finalists for the 2016 Art Rooney Sportsmanship Award...Finished second on the team with 65 tackles in 13 games (13 starts) in 2016...Played and started in all 16 games in 2015 and recorded a team-high 110 total tackles...Led Houston in tackles in 2009 and 2011...Ninth in team history with 12.0 career sacks heading into the season...17 career double-digit tackle games...AP All-Pro 2nd Team (2009, 2011)...AP Defensive Rookie of the Year (2009)...Pro Bowl Selection (2010)...2011 Texans Team MVP...Drafted by the Texans with the 15th overall pick in the 2009 NFL Draft.



Last season, Texans ILB Benadrick McKinney was the only player in the NFL and the second in Texans history with at least 100 tackles and 5.0 sacks in a season (Jamie Sharper, 2002).



OLB/DE Jadeveon Clowney set career-highs in tackles (52), sacks (6.0), tackles for loss (16), quarterback hits (17) and games played/started (14) in 2016.

## OUTSIDE LINEBACKERS (4)

### **53 GIMEL PRESIDENT 6-4 275 Rookie Illinois**

Signed to the active roster off the Texans practice squad on Nov. 29, 2017 after spending Weeks 1-12 on Houston's practice squad...Signed with the Texans as a college free agent following the 2017 NFL Draft...Recorded career totals of 85 tackles, 19.5 tackles for loss and 7.5 sacks in his college career...Spent his first three years at Auburn (2013-15) before finishing off at Illinois (2016).

### **54 LATROY LEWIS 6-3 255 Rookie Tennessee**

Signed to the active roster off the Texans practice squad on Nov. 29, 2017 after spending Weeks 1-12 on Houston's practice squad...Waived by the Oakland Raiders on Sept. 2, 2017...Signed by the Raiders as a college free agent on May 8, 2017... Played four seasons (2013-16) at the University of Tennessee in Knoxville, Tenn...Played in 44 career games with 10 starts and notched 77 total tackles, 12.0 tackles for loss, 4.5 sacks and one forced fumble.

### **90 JADEVEON CLOWNEY 6-5 270 4th season South Carolina**

Set career-highs in tackles (52), sacks (6.0), tackles for loss (16), quarterback hits (17) and games played/started (14) in 2016...Second defensive lineman in team history to record an interception in the postseason (vs. OAK, 1/7/17)...Named to 2016 Pro Bowl and 2016 Associated Press Second-Team All-Pro...Played in 13 games (nine starts) during the 2015 season, recording 40 tackles, eight quarterback hits, eight tackles for loss, 4.5 sacks and a forced fumble...Selected by teammates as the 2015 Ed Block Courage Award winner...No. 1 overall pick in the 2014 NFL Draft...Two-time All-American.

### **94 UFOMBA KAMALU 6-6 300 2nd season Miami (Fla.)**

Appeared in four games (one start) as a rookie in 2016...Had first NFL sack against Tennessee in Week 17 (1/1/17)...Spent Weeks 1-11 on the practice squad...Signed by the Texans as a college free agent on May 5, 2016...Played three seasons (2013-15) at the University of Miami (Fla.) after spending the 2012 campaign at Butler Community College...Had 94 tackles, 11.5 tackles for loss and 8.5 sacks over three-year college career.

# PLAYER QUICK NOTES

## CORNERBACKS (5)

### **24 JOHNATHAN JOSEPH 5-11 190 12th season South Carolina**

Entered the season as the all-time leader in Texans history with 83 passes defended... Recorded 12 interceptions with the Texans from 2011-16, the third-most in franchise history...From 2006-16, ranked first among active players with 159 passes defended... Led the Texans and set a single-season career-high with 22 passes defended in 2015... Second-most career postseason tackles in Texans postseason history with 39...One of three players to play in every postseason game in Texans history...Two-time Pro Bowl selection (2012, 2013)...Associated Press Second-Team All-Pro (2011)...Had 26 career interceptions, seven forced fumbles, six fumble recoveries and 594 total tackles in 156 career games before 2017...Signed by the Texans on 7/29/11 and re-signed on 6/18/15.

### **25 KAREEM JACKSON 5-10 190 8th season Alabama**

Entered the year tied with Dunta Robinson for the most interceptions in Texans history with 13, third in team history with 61 career passes defended and tied with Robinson (396) for the fourth-most career tackles in Texans history...Ranks third in Texans history with 29 career postseason tackles...One of three players to play in every postseason game in Texans history...Started 13-of-14 games he appeared in and set a career-high with 62 tackles to go along with four passes defended, one interception returned for a touchdown and three tackles for loss in 2016...Played in 12 games (10 starts) and contributed with 58 tackles (52 solo), six passes defended, two interceptions, including one returned for a touchdown, one forced fumble, one fumble recovery and one tackle for loss in 2015...Re-signed by the Texans on 3/9/15...2010 first-round draft pick (20th overall).

### **30 KEVIN JOHNSON 6-0 190 3rd season Wake Forest**

Had 73 tackles (65 solo), 12 passes defended, one fumble recovery and one interception in 22 games (13 starts) from 2015-16...Placed on Injured Reserve on 10/22/16 and missed the rest of the 2016 season...Played in six games (three starts) in 2016 and had 21 tackles (18 solo), three passes defended and a 53-yard fumble recovery...Posted a career-high 10 tackles, including a tackle for loss, and one pass defended vs. Indianapolis (10/16/16) in Week 6...Played in 16 games (10 starts) as a rookie in 2015, compiling 52 tackles (47 solo), nine passes defended, one interception and three tackles for loss... First-round pick of the Texans in 2015...Recorded 191 tackles, seven interceptions, 35 pass breakups, three forced fumbles and two fumble recoveries in college.

### **31 TRESTON DECOUD 6-3 210 Rookie Oregon State**

Selected by the Texans in the fifth round (169th overall) of the 2017 Draft...Had 108 tackles, 15 passes defended, 5.5 tackles for loss, one sack and two interceptions in 22 games (21 starts) at Oregon State (2015-16)...2016 Pac-12 All-Conference honorable mention...2014 First-Team All-American at Northwest Mississippi Community College... Spent 2013 at Chadron (Neb.) State College...Cousin is former NFL S Thomas Decoud.

### **40 MARCUS WILLIAMS 5-11 195 4th season North Dakota State**

Claimed off waivers by the Texans from the N.Y. Jets on Oct. 10, 2017...Played in 39 games (14 starts) in four seasons (2014-17) with the Jets...Finished tied for second among all NFL cornerbacks with six interceptions in 2015...Helped the Jets finish fourth in total defense in 2015 (318.6 yards per game)...Shared a defensive backfield with Texans S Marcus Gilchrist in New York (2015-16)...Opened the 2014 season on the Texans' practice squad after signing as a college free agent...Set an NDSU career record with 21 interceptions and an FCS record with 7 interceptions returned for a touchdown.



Since 2011, Texans opponents have the second-lowest completion percentage in the NFL at 57.7 (Kansas City - 57.6) and the second-lowest net yards passing per game at 214.3 (Seattle - 203.9).

## SAFETIES (5)

### **21 MARCUS GILCHRIST 5-10 200 7th season Clemson**

Signed by the Texans on Aug. 1, 2017...Started 61 consecutive games between 2013-16... Had 370 total tackles, 3.0 sacks, 10 interceptions, 27 passes defended, 16 tackles for loss, four forced fumbles and two fumble recoveries in 91 career games (69 starts) before this season...Started all 13 games in which he appeared in with the N.Y. Jets in 2016 and recorded 53 total tackles, two interceptions, three passes defended and one forced fumble...Spent four seasons with the Chargers (2011-14) before signing with the Jets in 2015...Selected by the Chargers with the 18th pick of the second round (50th overall) of the 2011 NFL Draft.

### **23 KURTIS DRUMMOND 6-1 210 3rd season Michigan State**

Placed on Injured Reserve on Aug. 30 and missed entire 2016 season...Spent time on the Texans practice squad in 2015 before being signed to the active roster prior to Week 8 (vs. Tennessee), a game in which he recorded a forced fumble...Four-year letter winner at Michigan State who recorded 233 career tackles in 52 games...2014 Big Ten Defensive Back Of The Year...Two-Time First-Team All-Big Ten (2013-14).

### **29 ANDRE HAL 5-10 190 4th season Vanderbilt**

Completed his first full season as a safety in 2016 and logged career highs of 46 tackles, two tackles for loss, 1.0 sack and one quarterback hit in 15 games (11 starts)...Picked off Patriots QB Tom Brady in the third quarter for his first career postseason interception at New England (1/14/17) in the AFC Divisional round...Played in all 16 games (11 starts) in 2015 after transitioning from corner to safety...Led the team with four interceptions and posted 34 tackles (26 solo), 10 passes defended and one tackle for loss...In his first career start at safety, recorded the first two interceptions of his career, including one returned for a touchdown, at Jacksonville (10/18)...Selected in the seventh round (216th overall) in 2014.

### **35 EDDIE PLEASANT 5-10 210 5th season Oregon**

Appeared in 14 games in 2016, compiling 17 tackles and five passes defended...Recovered a fumble on special teams at New England (1/14/17) in the AFC Divisional round...Played in all 16 games in 2015 and posted career highs in tackles (28), sacks (0.5), interceptions (two), passes defended (six) and fumble recoveries (one)...First full season on the active roster was 2013 after spending the first 14 weeks of the 2012 season on the practice squad... Re-signed on March 9, 2015...Originally signed on May 14, 2012 as a college free agent.

### **43 COREY MOORE 6-2 205 2nd season Georgia**

Appeared in all 16 games (eight starts) in 2016, tallying 23 tackles and three passes defended...Became the second safety and the sixth player in Texans history to record an interception in a postseason game (vs. Oakland in the AFC Wild Card round)...Made his NFL debut vs. Jacksonville (1/3/16) and had one special teams tackle...Signed to the Texans active roster on Dec. 29, 2015 after spending all season on the practice squad...Played four seasons (2011-14) at the University of Georgia before signing as a college free agent.

## SPECIALISTS (3)

### **7 KA'IMI FAIRBAIRN (K) 6-0 190 2nd season UCLA**

Placed on Injured Reserve on Aug. 30 and missed entire 2016 season...Signed by the Texans as a college free agent on May 5, 2016...Played four seasons at UCLA (2012-15) and was the winner of the Lou Groza Award in 2015...Became the all-time leading scorer for the Pac-12 Conference and UCLA during the 2015 season...Finished his career by connecting on 41 straight field goal attempts from 35 yards and in.

### **9 SHANE LECHLER (P) 6-2 240 18th season Texas A&M**

Top career gross punting average in NFL history at 47.5...Played in 238 consecutive games before this season...Was tied for the 21st-most career games played in NFL history entering this season...Ranked second all-time in yards punting (64,171), third in punts (1,352), third in punts inside the 20 (437) and 18th in net average (39.0) before this season...Fastest player in NFL history to reach 50,000 yards punting (1,051 punts) and 1-of-3 players with 60,000-plus yards punting...Six-time All-Pro (2000, 2003-04, 2008-10) and three-time Second-Team All-Pro (2001, 2007, 2011)...Seven-time Pro Bowler (2001, 2004, 2007-11)...Ranked sixth in the NFL in gross punting average at 47.5 in 2016, which marked the second-highest single-season average in franchise history...Finished the 2016 regular season with only three touchbacks on punts, which was the lowest single-season total of his career...Set the franchise record with a 47.6 gross punting average in 2013...Signed by the Texans as an unrestricted free agent on March 23, 2013 after 13 seasons in Oakland (2000-12).

### **46 JON WEEKS (LS) 5-10 250 8th season Baylor**

Served as long snapper on extra points, field goals and punts in all 16 regular season games and both postseason contests in 2016...Named to the 2015 Pro Bowl...Had 23 special teams tackles in his career before this season...Tied for the fifth-most career games played in Texans history (112) entering this season...Owned a streak of 112 consecutive regular season games played, which was tied for the third-longest streak in Texans history, before this season...One of three players to play in every postseason game in Texans history...Signed a contract extension with the Texans on Sept. 8, 2015... Originally signed by the Texans in 2010 and made the roster out of training camp.

# MEDIA INFORMATION



**Amy Palcic**  
Senior Director of  
Communications



**Omar Majzoub**  
Communications  
Manager



**Allie LeClair**  
Corporate Communications  
Manager



**Nathan Edwards**  
Communications  
Coordinator



**Greg Maiola**  
Communications Intern



**Chloe Delclos**  
Corporate Communications  
Intern

## CONTACTING THE TEXANS COMMUNICATIONS STAFF

Staff Member	Email	Office Phone
Amy Palcic	amy.palcic@houstontexans.com	832-667-2220
Omar Majzoub	omar.majzoub@houstontexans.com	832-667-2241
Allie LeClair	allie.leclair@houstontexans.com	832-667-2050
Nathan Edwards	nathan.edwards@houstontexans.com	832-667-2282
Greg Maiola	greg.maiola@houstontexans.com	832-667-2037
Chloe Delclos	chloe.delclos@houstontexans.com	832-667-2085

**Texans on Twitter:** [@TexansPR](#)

**Texans Media Site:** <http://media.houstontexans.com>

**Texans Media Guide & Game Releases:** <http://Texans.1stRoundMediaGroup.com>

## HOUSTON TEXANS MEDIA GUIDE

The 2017 Houston Texans Media Guide is now available online: <http://Texans.1stroundmediagroup.com>.

The 340-page publication features: Texans Media Policy and Services, Executive Management Bios, Coaches Bios, Texans Staff Directory, 2016 Season In Review, Team History and All-Time Results, NRG Stadium and Training Camp Information, Details on Texans TV and Radio, Player Bios and Texans Records.

There is no print version of the 2017 Media Guide. Player bios, rosters, transactions and records are updated weekly during the season and electronically distributed to media. Elements of the media guide that remain relatively unchanged are not included in the Weekly Game Releases.

## HOUSTON TEXANS SHARE SITE

The Texans launched a new version of the FTP site in 2016 and will upload b-roll and clips of video interviews on a consistent basis. If you would like to be added to the email list, members of which receive emails when new content is uploaded, please contact Communications Coordinator **Nathan Edwards** at [nathan.edwards@houstontexans.com](mailto:nathan.edwards@houstontexans.com).

## HOUSTON TEXANS MEDIA WEBSITE

To access the Houston Texans media website, go to <http://media.houstontexans.com>. The site contains all Texans press materials, historical information, updated team statistics, media guides and credential information. Applications are being accepted for individual game credentials.

To apply for game credentials, please submit your request on the website the Tuesday before a Texans home game by 5 p.m. CT.

Fans can access coverage on <http://www.HoustonTexans.com> throughout the season. The Texans broadcast live video of press conferences as well as game highlights, interviews, in-depth team features, community recaps, NFL Network footage and much more.

## TEXANS PR ON TWITTER

For up-to-the-second news, press releases, transcripts, game information, bios, notes and a variety of other information on the Houston Texans, follow the Texans Communications Department on Twitter: [@TexansPR](#).



## INTERVIEW REQUESTS

**ALL INTERVIEW REQUESTS FOR HOUSTON TEXANS EXECUTIVES, COACHES AND PLAYERS SHOULD GO THROUGH THE TEXANS COMMUNICATIONS DEPARTMENT.** Please give at least 48 hours for your request.

For Texans players and assistant coaches, please send your request to Omar Majzoub (email: [omar.majzoub@houstontexans.com](mailto:omar.majzoub@houstontexans.com); phone: (832) 667-2241) or Nathan Edwards (email: [nathan.edwards@houstontexans.com](mailto:nathan.edwards@houstontexans.com); phone: (832) 667-2282).

Requests for Bob McNair, Rick Smith, Bill O'Brien and DE J.J. Watt should be sent to the attention of Amy Palcic (email: [amy.palcic@houstontexans.com](mailto:amy.palcic@houstontexans.com); phone: (832) 667-2220).

## CREDENTIALS

For all credential requests, please log on to <http://media.houstontexans.com> and click on the 'Credentials' tab on the left side of the page.

Please contact Corporate Communications Manager Allie LeClair (al.lie.leclair@houstontexans.com; (832) 667-2050) with any questions or concerns.

### CREDENTIAL REQUESTS (ROAD GAMES)

If you are a regular member of the Houston media who wishes to cover the Texans on the road, submit your request for game credentials and parking passes through Amy Palcic at [amy.palcic@houstontexans.com](mailto:amy.palcic@houstontexans.com). All requests must be submitted no later than one game prior to a road contest. Credentials will be distributed on either Wednesday or Thursday during open locker room.

## PRESS RELEASES

The Texans' weekly press releases, as well as other news and information on the club, can be accessed on the team's official website at <http://www.houstontexans.com> or in the media section at <http://media.houstontexans.com>. Members of the media can also access league information from the NFL's media site at <http://www.nflcommunications.com>. The NFL's official web site address is <http://www.NFL.com>.

## TRANSCRIPTS

The Texans communications staff sends out transcripts of press conferences, open locker room interviews and postgame interviews during the season. To be added to the Texans email list, please contact Communications Coordinator Nathan Edwards at [nathan.edwards@houstontexans.com](mailto:nathan.edwards@houstontexans.com). All transcripts will also be posted on the Houston Texans media website at <http://media.houstontexans.com>.

## REMOTE BROADCASTS

All television stations airing live newscasts should set up at the south end of field one (lighted) or next to the Houston Methodist Training Center, with satellite truck parking available in the Teal Lot. Each station is responsible for its own power. Please contact the Houston Texans communications department before doing a live broadcast following practices.

For radio stations wishing to broadcast from Texans Training Camp, please contact the Houston Texans communications staff.

## MEDIA WORKROOM

The media workroom is located on the service level at NRG Stadium across from the Texans locker room. The room is available to working media throughout the week. Texans information, NFL news releases and other information are available. Wi-Fi is available in the media workroom.

During practice, media should park in the Teal Lot located on Murworth, across from NRG Stadium in front of the Houston Methodist Training Center. Media can walk over from practice to the media workroom where a Houston Texans communications staff member will let them into the building at the West VIP entrance. If the door is locked, call Nathan Edwards at (832) 667-2282.

## DIRECTIONS AND PARKING

**From Bush International Airport:** Take US 59 South to HWY TX-288 South (Lake Jackson/ Freeport). Follow HWY TX-288 to I-610 West. Exit Kirby Drive (Exit 1C) and turn right. Follow Kirby Drive two blocks and NRG Stadium will be on the right and the practice facility on the left. Turn left on Murworth Drive and media parking is in the Teal parking lot located on the right at the practice facility.

**From Houston Hobby Airport:** Take Airport Boulevard East to Monroe Road. Make a left on Monroe Road and proceed to I-45 North. Make a left onto I-45 North and proceed to I-610 West. Take I-610 to Kirby Drive (Exit 1C). Turn right onto Kirby. Follow Kirby Drive two blocks and NRG Stadium will be on the right and the practice facility on the left. Turn left on Murworth Drive and media parking is in the Teal parking lot located on the right at the practice facility.

**From the East:** Take I-610 westbound to the Kirby Drive Exit (Exit 1C). Turn right on Kirby Drive. Follow Kirby Drive two blocks and NRG Stadium will be on the right and the practice facility on the left. Turn left on Murworth Drive and media parking is in the Teal parking lot located on the right at the practice facility.

**From the West:** Take I-610 eastbound to the Kirby Drive Exit (Exit 1C). Turn left on Kirby Drive. Follow Kirby Drive two blocks and NRG Stadium will be on the right and the practice facility on the left. Turn left on Murworth Drive and media parking is in the Teal parking lot located on the right at the practice facility.

## LIVE SHOTS

Live shots on NRG Park property must be set up through the Texans communications department in conjunction with SMG. Please contact Nathan Edwards at [nathan.edwards@houstontexans.com](mailto:nathan.edwards@houstontexans.com) or (832)-667-2282 before setting up a live shot. Locations will be arranged through the communications department. Please give the Texans at least 12 hours advance notice to ensure proper set-up.

## GAMEDAY

NFL network television partners and Texans media partners will be given priority for live shots at NRG Stadium. Television stations are allowed to shoot live at NRG Stadium until one hour before kickoff in the southwest corner of the field. Permission from the Texans communications department is required at least 48 hours before the game in order to shoot live.

NFL network television partners and Texans media partners are the only broadcast entities permitted to shoot live from inside NRG Stadium in the hour following the conclusion of the game.

Live shots and live streaming are **NOT PERMITTED** from the Texans postgame locker room for any entity.

# TEXANS TV & RADIO LINEUP

	Monday	Tuesday	Wednesday	Thursday	Friday	Saturday	Sunday
6:00 am							
6:30 am							
7:00 am							
7:30 am							
8:00 am	Texans Monday						
8:30 am							Texans Gameday
9:00 am							
9:30 am						Texans Countdown presented by FCL Dental	
10:00 am							Texans Pre-Game**
10:30 am							Texans Pre-Game
11:00 am							
11:30 am							
12:00 pm							
12:30 pm							
1:00 pm							
1:30 pm							Texans Gameday
2:00 pm							
2:30 pm	O'Brien Press Conf.						
3:00 pm							
3:30 pm							
4:00 pm							
4:30 pm							Texans Post Game (1 hr after game)
5:00 pm	Bill O'Brien Show						
5:30 pm							
6:00 pm		Fuddruckers Texans Players Show					
6:30 pm	Texans All Access	Texans All Access	Texans All Access	Texans All Access (6-8 p.m.)	Texans All Access (6-8 p.m.)	Texans Extra Points	
7:00 pm							
7:30 pm		Texans Replay with John Harris					
8:00 pm							
8:30 pm							
9:00 pm							
9:30 pm							
10:00 pm						Primero y Diez (10:15)	
10:30 pm						Texans Buzz	Inside The Game (10:35 p.m.)
11:00 pm							
11:30 pm							

Texans Radio on SportsRadio610 AM
  ESPN Deportes Radio
  Telemundo
  KTRK - ABC 13
  KPRC - NBC 2

# TEXANS TV & RADIO LINEUP

## NETWORK TV

Network	Show	Show Day	Show Time
KTRK	Inside The Game	Sunday	10:35 p.m.
KTRK	Texans Extra Points	Saturday	6:30-7 p.m.
KTRK	Texans Buzz	Saturday	10:35-11:05 p.m.
KPRC	Texans Gameday	Sunday	8:30-9 a.m.
Telemundo	Primero y Diez	Saturday	10:15-10:30 p.m.

## TEXANS RADIO

Network	Show	Show Day	Show Time
SportsRadio 610	Texans Monday	Monday	8-10 a.m.
SportsRadio 610	Bill O'Brien Show	Monday	5-6 p.m.
SportsRadio 610	Texans All Access	Monday – Friday	6-8 p.m. (Except for Mon & Thu due to MNF & TNF)
SportsRadio 610	Fuddruckers Texans Players Show	Tuesday	6-7 p.m.
SportsRadio 610	Texans Replay w/ John Harris	Tuesday	8-9 p.m.
SportsRadio 610	Texans Game Plan	Friday	12-2 p.m.
SportsRadio 610	Texans Countdown	Gameday	3 Hours prior to Kickoff
SportsRadio 610	Texans Gameday	Gameday	In-Game
SportsRadio 610	Texans Post Game	Gameday	3 Hours following each game

## TEXANS SPANISH RADIO

Network	Show	Show Day	Show Time
1010 AM Univision	Texans Weekly	Tuesday	6-7 p.m.
Mega 101.1 FM	Texans Pre-Game	Gameday	30 minutes prior to Kickoff
Mega 101.1 FM	Texans Gameday	Gameday	In-Game
Mega 101.1 FM	Texans Post Game	Gameday	Half Hour following each game

## TEXANS DIGITAL TV

Website	Show	Show Day	Show Time
HoustonTexans.com	Texans Unlimited	Gameday	45 minutes prior to Kickoff

## OTHER PLACES TO SEE & HEAR THE TEXANS

Texans radio affiliates also carry the following Texans shows at various times each week before 11 p.m. that Wednesday.

- Bill O'Brien Show
- Fuddruckers Texans Players Show
- Texans Replay

**Additional radio programming in Austin and San Antonio.**

**Austin – KVET 1300 AM The Zone**

- Marc Vandermeer segment every Tuesday at 4:45 p.m.

**San Antonio – KZDC 1250 AM ESPN Radio**

- Marc Vandermeer segment every Tuesday at 5 p.m.

Stations carrying the Houston Texans "Inside the Game" weekly show that airs live in Houston every Sunday during the season (and possible postseason) from 10:35 p.m. – 11:05 p.m. on KTRK ABC-13.

Station	Airtime
Abilene KXVA FOX 15	Sundays 11–11:30 p.m.
Austin KVUE ABC 24	Mondays 1–1:30 a.m.
Beaumont KJAC NBC 12.2	Sundays 11-11:30 p.m.
Bryan/CS MYTX 23.2	Mondays 5:30-6 p.m.
Midland/Odessa KPEJ FOX 24	Sundays 11-11:30 p.m.
San Angelo KIDY FOX 6	Sundays 11-11:30 p.m.
San Antonio KSAT ABC 12	Sundays 11-11:30 p.m.
Tyler KFXK FOX 51	Sundays 11:30 p.m.–12 a.m.
Waco/Temple MYTX 6.2	Mondays 5:30-6 p.m.

## TEXANS ENGLISH TV, RADIO AFFILIATES

### HOUSTON TEXANS 2017 TV AFFILIATES

City	Channel	Station (Network)
Houston, TX	13	KTRK (ABC)
Abilene, TX	15	KXVA (FOX)
Austin, TX	24	KVUE (ABC)
Beaumont, TX	6	KFDM (CBS)
Bryan/College Station, TX	23	KAGS (NBC)
Corpus Christi, TX	10	KZTV (CBS)
El Paso, TX	4	KDBC (CBS)
Harlingen, TX	4	KGBT (CBS)
Midland/Odessa, TX	24	KPEJ (FOX)
San Angelo, TX	6	KIDY (FOX)
San Antonio, TX	4	WOAI (NBC)
Tyler, TX	56	KETK (NBC)
Victoria, TX	33	KQZY (Ind.)
Waco, TX	6	KCEN (NBC)

### HOUSTON TEXANS 2017 RADIO AFFILIATES

City	Frequency	Call Letters
Abilene, TX	92.5 FM	KMWX
Alpine, TX	1240 AM	KVLF
Amarillo, TX	940 AM	KIXZ
Athens, TX	1410 AM	KLVO
Austin, TX	1300 AM	KVET
Beaumont, TX	1450 / 1510 AM	KIKR / KBED
Big Spring, TX	1400 AM	KBYG
Brenham, TX	1280 AM	KWHI
Bryan, TX	1150 AM	KZNE
Carthage, TX	1590 AM	KGAS
College Station, TX	1150 AM	KZNE
Corpus Christi, TX	1230 AM	KSIX
Crockett, TX	93.5 FM	KBPC
El Campo, TX	1390 AM	KULP
Fredericksburg, TX	107.9 FM	KFAN
Henderson, TX	1470 AM	KWRD
Houston, TX	610 AM / 100.3 FM	KILT-AM/FM
Kerrville, TX	107.9 FM	KFAN
Levelland, TX	1230 AM	KLVT
Liberty, TX	99.9 FM	KSHN
Livingston, TX	92.3 FM	KETX
Lubbock, TX	98.1 FM	KKCL
Lufkin, TX	1260 AM	KSML
Marshall, TX	1450 AM / 103.9 FM	KMHT
McAllen, TX	710 am	KURV
Midland, TX	550 AM	KCRS
Nacogdoches, TX	1260 AM	KSML
Odessa, TX	550 AM	KCRS
Orange, TX	1600 AM	KOGT
Plainview, TX	103.9 FM	KRIA
San Angelo, TX	1260 AM	KKSA
San Antonio, TX	1250 AM / 94.5 FM	KZDC
Shreveport, LA	1130 AM	KWKH
Tyler, TX	1410 AM	KLVO
Victoria, TX	106.9 FM	KLUB
Waco, TX	101.3 FM	KLRK

## TEXANS SPANISH RADIO AFFILIATES

### HOUSTON TEXANS 2016 SPANISH RADIO AFFILIATES

City	Frequency	Call Letters
El Paso, TX / Cd. Juarez	970 AM	XEJ-AM
Guadalajara	700 AM	XEDKR-AM
Mexico City	690 AM	XEN-AM
Monterrey	1540 AM	XESTN-AM
San Antonio, TX	103.1 FM	KHHL-FM

## 2017 NFL IMPORTANT DATES

### DECEMBER

- 13 League Meeting, Irving, Texas.
- 31 Week 17.

### 2018 - JANUARY

- 1 Earliest permissible date for clubs to renegotiate or extend the rookie contract of a drafted rookie who was selected in any round of the 2015 NFL Draft. Any permissible renegotiated or extended player contract will not be considered a rookie contract, and will not be subject to the rules that limit rookie contracts.
- 1 Option exercise period begins for Fifth-Year Option for First-Round Selections from the 2015 NFL Draft. To exercise the option, the club must give written notice to the player on or after January 1, 2018, but prior to May 3, 2018.
- 6-7 Wild Card Playoffs.
- 7 Assistant coaches under contract to playoff clubs that have byes in the Wild Card weekend may be interviewed for head coaching positions through the conclusion of the Wild Card games.
- 13-14 Divisional Playoffs.
- 14 Assistant coaches under contract to playoff clubs that won their Wild Card games may be interviewed for head coaching positions through the conclusion of Divisional Playoff games.
- 15 Deadline for college players that are underclassmen to apply for special eligibility. A list of players who are accepted into the NFL Draft will be sent to clubs on January 19.
- 20 East-West Shrine Game, Tropicana Field, St. Petersburg, Florida.
- 21 AFC and NFC Championship Games.
- 27 Senior Bowl, Ladd-Peebles Stadium, Mobile, Alabama.
- 28 NFL Pro Bowl, Camping World Stadium, Orlando, Florida.
- 28 An assistant coach, whose team is participating in the Super Bowl, who has previously interviewed for another club's head coaching job may have a second interview with such club no later than the Sunday preceding the Super Bowl.

### 2018 - February

- 4 Super Bowl LII, U.S. Bank Stadium, Minnesota.

# 2017 NFL STANDINGS / RESULTS

## NFL STANDINGS

### AMERICAN FOOTBALL CONFERENCE

#### East Division

Team	W	L	T	Pct	PF	PA	Home	Away	Conf	Div	Streak
New England Patriots	10	2	0	.833	348	223	4-2-0	6-0-0	7-1-0	3-0-0	Won 8
Buffalo Bills	6	6	0	.500	227	283	4-2-0	2-4-0	4-4-0	1-2-0	Lost 1
New York Jets	5	7	0	.417	266	288	4-3-0	1-4-0	5-4-0	2-3-0	Won 1
Miami Dolphins	5	7	0	.417	209	298	3-3-0	2-4-0	4-4-0	1-2-0	Won 1

#### North Division

Team	W	L	T	Pct	PF	PA	Home	Away	Conf	Div	Streak
Pittsburgh Steelers	10	2	0	.833	281	213	4-1-0	6-1-0	7-1-0	4-0-0	Won 7
Baltimore Ravens	7	5	0	.583	280	207	4-2-0	3-3-0	5-3-0	2-1-0	Won 3
Cincinnati Bengals	5	7	0	.417	219	238	3-3-0	2-4-0	5-6-0	2-3-0	Lost 1
Cleveland Browns	0	12	0	.000	176	308	0-6-0	0-6-0	0-10-0	0-4-0	Lost 12

#### South Division

Team	W	L	T	Pct	PF	PA	Home	Away	Conf	Div	Streak
Tennessee Titans	8	4	0	.667	266	282	5-1-0	3-3-0	7-4-0	4-1-0	Won 2
Jacksonville Jaguars	8	4	0	.667	299	178	4-2-0	4-2-0	8-2-0	3-1-0	Won 1
Houston Texans	4	8	0	.333	296	309	3-3-0	1-5-0	3-6-0	1-3-0	Lost 2
Indianapolis Colts	3	9	0	.250	205	330	2-4-0	1-5-0	2-6-0	1-4-0	Lost 3

#### West Division

Team	W	L	T	Pct	PF	PA	Home	Away	Conf	Div	Streak
Kansas City Chiefs	6	6	0	.500	303	274	3-2-0	3-4-0	4-4-0	2-1-0	Lost 4
Los Angeles Chargers	6	6	0	.500	268	212	3-3-0	3-3-0	4-5-0	2-2-0	Won 3
Oakland Raiders	6	6	0	.500	249	278	4-3-0	2-3-0	5-5-0	2-2-0	Won 2
Denver Broncos	3	9	0	.250	206	315	3-3-0	0-6-0	2-7-0	2-3-0	Lost 8

### NATIONAL FOOTBALL CONFERENCE

#### East Division

Team	W	L	T	Pct	PF	PA	Home	Away	Conf	Div	Streak
Philadelphia Eagles	10	2	0	.833	361	215	6-0-0	4-2-0	8-1-0	4-0-0	Lost 1
Dallas Cowboys	6	6	0	.500	286	284	3-4-0	3-2-0	5-4-0	3-1-0	Won 1
Washington Redskins	5	7	0	.417	272	314	3-3-0	2-4-0	4-6-0	1-4-0	Lost 1
New York Giants	2	10	0	.167	189	291	1-4-0	1-6-0	0-8-0	0-3-0	Lost 2

#### North Division

Team	W	L	T	Pct	PF	PA	Home	Away	Conf	Div	Streak
Minnesota Vikings	10	2	0	.833	285	204	5-1-0	5-1-0	8-1-0	3-1-0	Won 8
Detroit Lions	6	6	0	.500	314	308	2-4-0	4-2-0	5-4-0	3-1-0	Lost 2
Green Bay Packers	6	6	0	.500	258	281	4-3-0	2-3-0	5-4-0	2-2-0	Won 1
Chicago Bears	3	9	0	.250	191	267	2-5-0	1-4-0	1-9-0	0-4-0	Lost 5

#### South Division

Team	W	L	T	Pct	PF	PA	Home	Away	Conf	Div	Streak
New Orleans Saints	9	3	0	.750	353	243	5-1-0	4-2-0	7-2-0	3-0-0	Won 1
Carolina Panthers	8	4	0	.667	269	238	3-2-0	5-2-0	4-4-0	2-2-0	Lost 1
Atlanta Falcons	7	5	0	.583	274	244	3-3-0	4-2-0	6-2-0	1-1-0	Lost 1
Tampa Bay Buccaneers	4	8	0	.333	243	288	3-2-0	1-6-0	2-6-0	0-3-0	Lost 2

#### West Division

Team	W	L	T	Pct	PF	PA	Home	Away	Conf	Div	Streak
Los Angeles Rams	9	3	0	.750	361	222	4-2-0	5-1-0	6-3-0	3-1-0	Won 2
Seattle Seahawks	8	4	0	.667	290	222	4-2-0	4-2-0	6-3-0	4-0-0	Won 2
Arizona Cardinals	5	7	0	.417	219	310	3-3-0	2-4-0	3-6-0	2-3-0	Lost 1
San Francisco 49ers	2	10	0	.167	202	298	1-5-0	1-5-0	2-9-0	0-5-0	Won 1

## NFL WEEK 13 RESULTS

### THURSDAY, NOVEMBER 30

Washington Redskins	14
Dallas Cowboys	38

### SUNDAY, DECEMBER 3

Houston Texans	13
Tennessee Titans	24

Minnesota Vikings	14
Atlanta Falcons	9

New England Patriots	23
Buffalo Bills	3

San Francisco 49ers	15
Chicago Bears	14

Tampa Bay Buccaneers	20
Green Bay Packers	26

Denver Broncos	9
Miami Dolphins	35

Kansas City Chiefs	31
New York Jets	38

Indianapolis Colts	10
Jacksonville Jaguars	30

Detroit Lions	20
Baltimore Ravens	44

Cleveland Browns	10
Los Angeles Chargers	19

New York Giants	17
Oakland Raiders	24

Carolina Panthers	21
New Orleans Saints	31

Los Angeles Rams	32
Arizona Cardinals	16

Philadelphia Eagles	10
Seattle Seahawks	24

### MONDAY, DECEMBER 4

Pittsburgh Steelers	23
Cincinnati Bengals	20

# HOW THE TEXANS WERE BUILT

Year	NFL Draft (30)	Trades (1)	Free Agents (45)
2009 9-7 2nd, AFC South	ILB Brian Cushing (1)		
2010 6-10 3rd, AFC South	CB Kareem Jackson (1)		LS Jon Weeks (FA)
2011 10-6 AFC South Champions	DE J.J. Watt (1) (IR) T Derek Newton (7a) (R/PUP)		CB Johnathan Joseph (UFA-CIN)
2012 12-4 AFC South Champions	OLB Whitney Mercilus (1) (IR)		S Eddie Pleasant (CFA)
2013 2-14 4th, AFC South	WR DeAndre Hopkins (1) G David Quessenberry (6a) (PS) TE Ryan Griffin (6d) (IR)		P Shane Lechler (UFA-OAK)
2014 9-7 2nd, AFC South	OLB/DE Jadeveon Clowney (1) G Xavier Su'a-Filo (2) TE C.J. Fiedorowicz (3a) QB Tom Savage (4) RB Alfred Blue (6b) FB Jay Prosch (6c) S Andre Hal (7a)		
2015 9-7 AFC South Champions	CB Kevin Johnson (1) ILB Bernardrick McKinney (2) DE Christian Covington (6b) (IR)	T Chris Clark (DEN) (IR)	S Kurtis Drummond (CFA) NT Brandon Dunn (FA) T Kendall Lamm (CFA) C Greg Mancz (CFA) S Corey Moore (CFA) ILB Brian Peters (FA) G Chad Slade (CFA)
2016 9-7 AFC South Champions	WR Will Fuller V (1) C Nick Martin (2) WR Braxton Miller (3) RB Tyler Ervin (4) (IR) NT/DE D.J. Reader (5b)		G Jeff Allen (UFA-KC) TE Stephen Anderson (CFA) K Ka'imi Fairbairn (CFA) DE Joel Heath (CFA) OLB Ufomba Kamalu (CFA) RB Lamar Miller (UFA-MIA) OLB Brennan Scarlett (CFA) (IR)
2017	QB Deshaun Watson (1) (IR) ILB Zach Cunningham (2) RB D'Onta Foreman (3) (IR) T Julián Davenport (4a) DE Carlos Watkins (4b) CB Treston Decoud (5) G Kyle Fuller (7)		DE Angelo Blackson (FA) NT Chunky Clements (FA) ILB Dylan Cole (CFA) RB Andre Ellington (W-ARI) WR Bruce Ellington (FA) T Breno Giacomini (FA) ILB Kennan Gilchrist (FA) (PS) S Marcus Gilchrist (FA) DE Matthew Godin (CFA) (IR) WR Deanté Gray (CFA) (IR) WR Cobi Hamilton (FA) ILB Ben Heeney (W-NO) (IR) QB Taylor Heinicke (FA) (PS) ILB Jelani Jenkins (FA) G Dorian Johnson (FA) (PS) CB Bryce Jones (CFA) (PS) OLB LaTroy Lewis (FA) TE Ryan Malleck (FA) (PS) RB Troymaine Pope (FA) (PS) OLB Gimel President (CFA) TE MyCole Pruitt (FA) (PS) RB Jordan Todman (FA) WR Chris Thompson (CFA) CB Dee Virgin (CFA) (PS) WR DeAndrew White (FA) (PS) CB Marcus Williams (W-NYJ) QB T.J. Yates (FA)

# ROSTER BY POSITION

## OFFENSE

### QUARTERBACKS (4)

2	T.J. Yates	QB	6-4	215	6	North Carolina
3	Tom Savage	QB	6-4	230	4	Pittsburgh
4	Deshawn Watson (IR)	QB	6-3	215	R	Clemson
8	Taylor Heinicke (PS)	QB	6-1	210	3	Old Dominion

### WIDE RECEIVERS (8)

10	DeAndre Hopkins	WR	6-1	210	5	Clemson
12	Bruce Ellington	WR	5-9	200	4	South Carolina
13	Braxton Miller	WR	6-2	215	2	Ohio State
14	Chris Thompson	WR	6-0	170	R	Florida
15	Will Fuller V	WR	6-0	185	2	Notre Dame
17	Cobi Hamilton	WR	6-2	200	2	Arkansas
11	DeAndrew White (PS)	WR	6-0	195	2	Alabama
16	Deanté Gray (IR)	WR	5-10	185	R	Texas Christian

### RUNNING BACKS / FULLBACKS (8)

22	Jordan Todman	RB	5-10	200	5	Connecticut
26	Lamar Miller	RB	5-10	225	6	Miami (Fla.)
28	Alfred Blue	RB	6-2	225	4	LSU
38	Andre Ellington	RB	5-9	200	5	Clemson
45	Jay Prosch	FB	6-1	255	4	Auburn
27	D'Onta Foreman (IR)	RB	6-0	235	R	Texas
33	Troymaine Pope (PS)	RB	5-8	205	2	Jacksonville State
34	Tyler Ervin (IR)	RB	5-10	180	2	San Jose State

### TIGHT ENDS (5)

87	C.J. Fiedorowicz	TE	6-5	265	4	Iowa
89	Stephen Anderson	TE	6-3	230	2	California
84	Ryan Griffin (IR)	TE	6-6	255	5	Connecticut
85	MyCole Pruitt (PS)	TE	6-2	260	2	Southern Illinois
88	Ryan Malleck (PS)	TE	6-4	250	1	Virginia Tech

### OFFENSIVE LINE (13)

61	Kyle Fuller	G	6-5	315	R	Baylor
62	Chad Slade	G	6-5	315	2	Auburn
63	Kendall Lamm	T	6-6	305	3	Appalachian State
65	Greg Mancz	C	6-4	300	3	Toledo
66	Nick Martin	C	6-5	300	2	Notre Dame
68	Breno Giacomini	T	6-7	320	10	Louisville
70	Julién Davenport	T	6-7	315	R	Bucknell
71	Xavier Su'a-Filo	G	6-4	310	4	UCLA
79	Jeff Allen	G	6-4	305	6	Illinois
64	Dorian Johnson (PS)	G	6-5	305	R	Pittsburgh
72	Derek Newton (R/PUP)	T	6-6	315	7	Arkansas State
74	Chris Clark (IR)	T	6-5	305	8	Southern Mississippi
77	David Quessenberry (PS)	G	6-5	310	1	San Jose State

## DEFENSE

### DEFENSIVE LINE (9)

91	Carlos Watkins	DE	6-3	305	R	Clemson
92	Brandon Dunn	NT	6-2	300	2	Louisville
93	Joel Heath	DE	6-6	295	2	Michigan State
96	Chunky Clements	NT	6-2	295	R	Illinois
97	Angelo Blackson	DE	6-4	320	3	Auburn
98	D.J. Reader	NT/DE	6-3	325	2	Clemson
69	Matthew Godin (IR)	DE	6-6	295	R	Michigan
95	Christian Covington (IR)	DE	6-2	290	3	Rice
99	J.J. Watt (IR)	DE	6-5	290	7	Wisconsin

### LINEBACKERS (14)

41	Zach Cunningham	ILB	6-4	230	R	Vanderbilt
44	Jelani Jenkins	ILB	6-0	240	5	Florida
51	Dylan Cole	ILB	6-1	240	R	Missouri State
52	Brian Peters	ILB	6-4	235	3	Northwestern
53	Gimel President	OLB	6-4	275	R	Illinois
54	LaTroy Lewis	OLB	6-3	255	R	Tennessee
55	Benardrick McKinney	ILB	6-4	250	3	Mississippi State
56	Brian Cushing	ILB	6-3	250	9	Southern California
90	Jadeveon Clowney	OLB/DE	6-5	270	4	South Carolina
94	Ufomba Kamalu	OLB	6-6	300	2	Miami (Fla.)
47	Kennan Gilchrist (PS)	ILB	6-1	230	R	Appalachian State
50	Ben Heeney (IR)	ILB	6-0	230	3	Kansas
57	Brennan Scarlett (IR)	OLB	6-4	265	2	Stanford
59	Whitney Mercilus (IR)	OLB	6-4	260	6	Illinois

### SECONDARY (12)

21	Marcus Gilchrist	S	5-10	200	7	Clemson
23	Kurtis Drummond	S	6-1	210	3	Michigan State
24	Johnathan Joseph	CB	5-11	190	12	South Carolina
25	Kareem Jackson	CB	5-10	190	8	Alabama
29	Andre Hal	S	5-10	190	4	Vanderbilt
30	Kevin Johnson	CB	6-0	190	3	Wake Forest
31	Treston Decoud	CB	6-3	210	R	Oregon State
35	Eddie Pleasant	S	5-10	210	5	Oregon
43	Corey Moore	S	6-2	205	2	Georgia
40	Marcus Williams	CB	5-11	195	4	North Dakota State
32	Dee Virgin (PS)	CB	5-10	205	R	West Alabama
37	Bryce Jones (PS)	CB	6-0	180	R	Akron

## SPECIAL TEAMS

### SPECIALISTS (3)

7	Ka'imi Fairbairn	K	6-0	190	2	UCLA
9	Shane Lechler	P	6-2	240	18	Texas A&M
46	Jon Weeks	LS	5-10	250	8	Baylor







## JANUARY

- 2 Signed P Cory Carter to a reserve/future contract.
- 16 Signed eight players to reserve/future contracts: TE RaShaun Allen, NT Brandon Dunn, T Laurence Gibson, RB Kenny Hilliard, WR Tevin Jones, OLB Eric Lee, ILB Shakeel Rashad and G Chad Slade.
- 16 Mutually parted ways with Offensive Coordinator George Godsey.
- 30 Announced the 2017 assistant coaching staff: **Romeo Crennel** - Assistant Head Coach/Defense; **Mike Vrabel** - Defensive Coordinator; **Larry Izzo** - Special Teams Coordinator; **Brian Bell** - Assistant Strength & Conditioning; **Jim Bernhardt** - Director of Football Research; **Shane Bowen** - Defensive Assistant; **John Butler** - Secondary; **Doug Colman** - Assistant Special Teams Coordinator; **Mike Devlin** - Offensive Line; **Craig Fitzgerald** - Head Strength and Conditioning; **Ian Jones** - Assistant Strength & Conditioning; **Tim Kelly** - Tight Ends; **Bobby King** - Linebackers; **Will Lawing** - Offensive Assistant/Offensive Line; **Charles London** - Running Backs; **Anthony Midget** - Assistant Secondary; **Pat O'Hara** - Offensive Assistant/Quarterbacks; **John Perry** - Wide Receivers; **Sean Ryan** - Quarterbacks; **Anthony Weaver** - Defensive Line; **Wes Welker** - Offensive/Special Teams Assistant.

## MARCH

- 9 Traded QB Brock Osweiler to the Cleveland Browns. Terms of the trade were not disclosed.
- 9 Re-signed unrestricted free agents P Shane Lechler and K Nick Novak.
- 13 Re-signed unrestricted free agent TE **Ryan Griffin**.

## APRIL

- 13 Released C **Tony Bergstrom** and waived OLB **Gerald Rivers**.
- 19 Signed unrestricted free agent WR **Andre Johnson**.
- 20 Placed WR **Andre Johnson** on Reserve/Retired.
- 27 Selected QB **Deshaun Watson** in the first round of the 2017 NFL Draft.
- 28 Selected ILB **Zach Cunningham** in the second round and RB **D'Onta Foreman** in the third round of the 2017 NFL Draft.
- 29 Selected T **Julién Davenport** and DE **Carlos Watkins** in the fourth round, CB **Treston Decoud** in the fifth round and G **Kyle Fuller** in the seventh round of the 2017 NFL Draft.

## MAY

- 12 Claimed CB **Marcus Roberson** off waivers.
- 12 Placed T **Derek Newton** on Reserve/Physically Unable to Perform.
- 12 Signed ILB **Zach Cunningham**, T **Julién Davenport**, CB **Treston Decoud**, G **Kyle Fuller**, DE **Carlos Watkins** and QB **Deshaun Watson** as draft picks.
- 12 Signed NT **Eli Ankou**, TE **Evan Baylis**, T **Dimitric Camiel**, ILB **Dylan Cole**, TE **Zach Conque**, DE **T.J. Daniel**, DE **Matthew Godin**, WR **Deanté Gray**, WR **Justin Hardee**, NT **Rickey Hatley**, WR **Shaq Hill**, WR **Riley McCarron**, S **T.J. Mutcherson**, OLB **Dayon Pratt**, OLB **Gimel President**, DE **Daniel Ross**, G **Jake Simonich**, S **Malik Smith**, CB **Dee Virgin** and ILB **Avery Williams** as college free agents.
- 16 Waived T **Dimitric Camiel**, RB **Kenny Hilliard**, WR **Tevin Jones** and S **T.J. Mutcherson**.
- 16 Signed T **Breno Giacomini**, CB **Bryce Jones**, RB **Dare Ogunbowale** and WR **Chris Thompson**.

## JUNE

- 5 Waived ILB **Max Bullough** and WR **Keith Mumphery**.
- 5 Signed WR **Dres Anderson** and ILB **Sio Moore**.
- 9 Waived G **Jake Simonich**.
- 9 Signed C **Erik Austell**.
- 19 Signed RB **D'Onta Foreman** as a draft pick.



The Texans signed WR **Andre Johnson** to a one-day contract in April that allowed him to retire as a member of the organization. Johnson will be inducted as the inaugural member of the team's Ring of Honor during halftime on Nov. 19.

## JULY

- 25 Placed T **Duane Brown** on the Reserve/Did Not Report list.
- 25 Placed DE **T.J. Daniel** on the Active/Physically Unable to Perform list.
- 25 Placed DE **Joel Heath** and OLB **Dayon Pratt** on the Active/Non-Football Injury list.
- 28 Waived WR **Shaq Hill**.
- 28 Claimed WR **Devin Street** off waivers from the New York Jets.

## AUGUST

- 1 Signed S **Marcus Gilchrist** and WR **DeAndrew White**.
- 1 Waived-injured WR **Deanté Gray**.
- 3 Moved DE **T.J. Daniel** from the Active/Physically Unable to Perform List to the active roster.
- 3 WR **Deanté Gray** reverted to the Reserve/Injured list.
- 3 Moved OLB **Dayon Pratt** from the Active/Non-Football Injury list to the active roster.
- 3 Waived DE **T.J. Daniel**.
- 5 Signed WR **Marcus Leak**.
- 7 Waived TE **Zach Conque** from the active roster with an injury settlement.
- 7 Claimed T **Terry Poole** off waivers from the Miami Dolphins.
- 8 Waived T **Terry Poole** with a failed physical designation.
- 11 Signed WR **Bruce Ellington**.
- 14 Signed WR **Germone Hopper**.
- 14 Waived-injured WR **DeAndrew White**.
- 15 WR **DeAndrew White** reverted to the Reserve/Injured list.
- 21 Waived WR **DeAndrew White** from the Reserve/Injured list with an injury settlement.
- 23 Signed OLB **Mike Catapano**.
- 23 Waived-Injured WR **Devin Street**.
- 23 Moved DE **Joel Heath** from the Active/Non-Football Injury list to the active roster.
- 24 WR **Devin Street** reverted to the Reserve/Injured list.
- 25 Signed RB **Jordan Todman**.
- 25 Waived-Injured OLB **Dayon Pratt**.
- 26 OLB **Dayon Pratt** reverted to the Reserve/Injured list.
- 30 Waived WR **Devin Street** from the Reserve/Injured list with an injury settlement.
- 31 Signed S **Andre Hal**, WR **DeAndre Hopkins**, TE **C.J. Fiedorowicz** and FB **Jay Prosch** to contract extensions.

## SEPTEMBER

- 1 Waived OLB Dayon Pratt from the Reserve/Injured list with an injury settlement.
- 2 Released OLB Mike Catapano, ILB Sio Moore, K Nick Novak and QB Brandon Weeden.
- 2 Waived WR Dres Anderson, NT Eli Ankou, C Erik Austell, TE Evan Baylis, S K.J. Dillon, T Laurence Gibson, WR Justin Hardee, NT Rickey Hatley, WR Germone Hopper, CB Bryce Jones, WR Marcus Leak, OLB Eric Lee, WR Riley McCarron, RB Dare Ogunbowale, OLB Gimel President, G David Quesenberry, ILB Shakeel Rashad, CB Marcus Roberson, DE Daniel Ross, G Chad Slade, WR Chris Thompson, G Josh Walker, OLB Tony Washington Jr. and ILB Avery Williams from the active roster.
- 2 Waived-injured TE RaShaun Allen, S Lonnie Ballentine, P Cory Carter, DE Matthew Godin, CB Denzel Rice, S Malik Smith and WR Wendall Williams.
- 2 Waived CB Robert Nelson Jr. from the active roster with an injury settlement.
- 3 Claimed WR Andy Jones off waivers from the Dallas Cowboys.
- 3 Waived RB Akeem Hunt from the active roster.
- 3 Signed TE Evan Baylis, CB Bryce Jones, WR Riley McCarron, RB Dare Ogunbowale, OLB Gimel President, G David Quessenberry, DE Daniel Ross, G Chad Slade and WR Chris Thompson to the practice squad
- 3 TE RaShaun Allen, S Lonnie Ballentine, P Cory Carter, DE Matthew Godin, CB Denzel Rice, S Malik Smith and WR Wendall Williams reverted to the Reserve/Injured list.
- 3 Waived P Cory Carter from the Reserve/Injured list with an injury settlement.
- 4 Signed OLB LaTroy Lewis to the practice squad.
- 5 Waived WR Wendall Williams from the Reserve/Injured list with an injury settlement.
- 6 Waived CB Dee Virgin from the active roster.
- 6 Signed CB Marcus Burley to the active roster.
- 8 Waived DE Daniel Ross from the practice squad.
- 8 Signed CB Dee Virgin to the practice squad.
- 8 Waived TE RaShaun Allen and S Malik Smith from the Reserve/Injured list with an injury settlement.
- 8 Waived S Lonnie Ballentine and CB Denzel Rice from the Reserve/Injured list with an injury settlement.
- 11 Granted one day roster exemption for WR Jaelen Strong.
- 12 WR Jaelen Strong's roster exemption was lifted and he was added to the active roster.
- 12 Placed TE C.J. Fiedorowicz on the Reserve/Injured list.
- 13 Signed TE Evan Baylis to the active roster from the practice squad.
- 13 Waived WR Andy Jones from the active roster.
- 13 Placed ILB Brian Cushing on the Reserve/Suspended list.
- 18 Signed WR Cobi Hamilton and TE MyCole Pruitt to the practice squad.
- 18 Signed WR Andy Jones and T Jah Reid to the active roster.
- 18 Waived WR Jaelen Strong from the active roster.
- 18 Released WR Riley McCarron from the practice squad.
- 20 Signed CB Johnthan Banks to the active roster.
- 20 Waived TE Evan Baylis from the active roster.
- 27 Signed WR Chris Thompson to the active roster from the practice squad.
- 27 Signed ILB Kennan Gilchrist to the practice squad.
- 27 Waived WR Andy Jones from the active roster.

## OCTOBER

- 4 Placed RB Tyler Ervin on the Reserve/Injured list.
- 4 Signed S Marcus Cromartie to the active roster.
- 5 Claimed ILB Ben Heeney off waivers from the New Orleans Saints.
- 5 Waived S Kurtis Drummond from the active roster.
- 6 Signed S Kurtis Drummond to the practice squad.
- 6 Released RB Dare Ogunbowale from the practice squad.
- 10 Released CB Johnthan Banks and T Jah Reid from the active roster.
- 10 Claimed CB Marcus Williams off waivers from the New York Jets.
- 11 Placed OLB Whitney Mercilus and DE J.J. Watt on the Reserve/Injured list.
- 11 Signed OLB Lamarr Houston and DE Kendall Langford to the active roster.
- 11 Signed G Dorian Johnson to the active roster from the Arizona Cardinals practice squad.
- 14 Signed S Kurtis Drummond to the active roster from the practice squad.
- 14 Waived S Marcus Cromartie from the active roster.
- 23 Received a roster exemption for T Duane Brown after reinstating him from the Reserve/Did Not Report list.
- 25 Signed ILB Jelani Jenkins to the active roster.
- 25 Released CB Marcus Burley from the active roster.
- 25 Signed NT Chunky Clements to the practice squad.
- 28 Added T Duane Brown to the active roster.
- 28 Waived T Kendall Lamm from the active roster.

## NOVEMBER

- 1 Traded T Duane Brown to the Seattle Seahawks.
- 1 Signed DE Angelo Blackson off the New England Patriots' practice squad.
- 1 Signed T Kendall Lamm to the active roster.
- 1 Placed DE Christian Covington on the Reserve/Injured list.
- 3 Signed QB Matt McGloin and QB T.J. Yates to the active roster.
- 3 Placed QB Deshaun Watson on the Reserve/Injured list.
- 3 Waived G Dorian Johnson from the active roster.
- 7 Released DE Kendall Langford and QB Matt McGloin from the active roster.
- 7 Signed QB Josh Johnson to the active roster.
- 8 Signed NT Chunky Clements to the active roster from the practice squad.
- 8 Signed G Dorian Johnson to the practice squad.
- 10 Designated TE C.J. Fiedorowicz to return from the Reserve/Injured list and placed him on the active roster.
- 10 Placed TE Ryan Griffin on the Reserve/Injured list.
- 22 Claimed RB Andre Ellington off waivers from the Arizona Cardinals.
- 22 Signed WR Cobi Hamilton to the active roster from the practice squad.
- 22 Signed RB Troymaine Pope to the practice squad.
- 22 Placed RB D'Onta Foreman on the Reserve/Injured list.
- 22 Waived QB Josh Johnson from the active roster.
- 29 Signed OLB LaTroy Lewis, OLB Gimel President and G Chad Slade to the active roster from the team's practice squad.
- 29 Signed QB Taylor Heinicke, TE Ryan Malleck and WR DeAndrew White to the practice squad.
- 29 Granted a one-week roster exemption for ILB Brian Cushing after he was reinstated from the Reserve/Suspended list.
- 29 Placed T Chris Clark and ILB Ben Heeney on the Reserve/Injured list.
- 29 Waived OLB Lamarr Houston from the active roster.

## DECEMBER

- 4 Placed OLB Brennan Scarlett on the Reserve/Injured list.



# STARTERS / INACTIVES / CAPTAINS

## STARTERS - OFFENSE

	WR	LT	LG	C	RG	RT	TE	WR	RB	QB	FB
9/10 JACKSONVILLE	D.Hopkins	K.Lamm	X.Su'a-Filo	N.Martin	J.Allen	B.Giacomini	C.Fiedorowicz	S.Anderson (TE)	L.Miller	T.Savage	R.Griffin (TE)
9/14 at Cincinnati	D.Hopkins	C.Clark	X.Su'a-Filo	N.Martin	G.Mancz	B.Giacomini	<u>J.Davenport (T)</u>	B.Miller	L.Miller	<u>D.Watson</u>	<u>K.Fuller (T)</u>
9/24 at New England	D.Hopkins	C.Clark	X.Su'a-Filo	N.Martin	G.Mancz	B.Giacomini	R.Griffin	B.Ellington	L.Miller	<u>D.Watson</u>	J.Prosch
10/1 TENNESSEE	D.Hopkins	C.Clark	X.Su'a-Filo	N.Martin	J.Allen	B.Giacomini	R.Griffin	W.Fuller V	L.Miller	<u>D.Watson</u>	B.Ellington (WR)
10/8 KANSAS CITY	D.Hopkins	C.Clark	X.Su'a-Filo	N.Martin	J.Allen	B.Giacomini	R.Griffin	W.Fuller V	L.Miller	<u>D.Watson</u>	B.Ellington (WR)
10/15 CLEVELAND	D.Hopkins	C.Clark	X.Su'a-Filo	N.Martin	J.Allen	B.Giacomini	R.Griffin	W.Fuller V	L.Miller	<u>D.Watson</u>	S.Anderson (TE)
10/29 at Seattle	D.Hopkins	D.Brown	X.Su'a-Filo	N.Martin	J.Allen	B.Giacomini	R.Griffin	W.Fuller V	L.Miller	<u>D.Watson</u>	B.Ellington (WR)
11/5 INDIANAPOLIS	D.Hopkins	<u>J.Davenport</u>	X.Su'a-Filo	N.Martin	J.Allen	B.Giacomini	K.Lamm (T)	W.Fuller V	L.Miller	T.Savage	J.Prosch
11/12 LOS ANGELES	D.Hopkins	C.Clark	X.Su'a-Filo	N.Martin	J.Allen	B.Giacomini	C.Fiedorowicz	W.Fuller V	<u>D.Foreman</u>	T.Savage	J.Prosch
11/19 ARIZONA	D.Hopkins	C.Clark	X.Su'a-Filo	N.Martin	J.Allen	B.Giacomini	C.Fiedorowicz	B.Ellington	L.Miller	T.Savage	K.Lamm (T)
11/27 at Baltimore	D.Hopkins	C.Clark	X.Su'a-Filo	N.Martin	J.Allen	B.Giacomini	C.Fiedorowicz	B.Miller	L.Miller	T.Savage	J.Prosch
12/3 at Tennessee	D.Hopkins	J.Allen	X.Su'a-Filo	N.Martin	G.Mancz	B.Giacomini	C.Fiedorowicz	B.Ellington	A.Ellington	T.Savage	S.Anderson (TE)
12/10 SAN FRANCISCO											
12/17 at Jacksonville											
12/25 PITTSBURGH											
12/31 at Indianapolis											

**Underline** denotes rookie

## STARTERS - DEFENSE

	LDE	NT	RDE	JACK	WILL	MIKE	SAM	LCB	FS	SS	RCB
9/10 JACKSONVILLE	J.Watt	D.Reader	J.Heath	J.Clowney	B.McKinney	B.Cushing	W.Mercilus	J.Joseph	A.Hal	C.Moore	K.Johnson
9/14 at Cincinnati	J.Watt	D.Reader	J.Heath	J.Clowney	B.McKinney	<u>Z.Cunningham</u>	W.Mercilus	J.Joseph	A.Hal	C.Moore	K.Johnson
9/24 at New England	J.Watt	D.Reader	J.Heath	J.Clowney	B.McKinney	<u>Z.Cunningham</u>	W.Mercilus	J.Joseph	A.Hal	C.Moore	K.Jackson
10/1 TENNESSEE	J.Watt	D.Reader	J.Heath	J.Clowney	B.McKinney	<u>Z.Cunningham</u>	W.Mercilus	J.Joseph	A.Hal	M.Gilchrist	K.Jackson
10/8 KANSAS CITY	J.Watt	D.Reader	J.Banks (CB)	J.Clowney	<u>D.Cole</u>	B.McKinney	W.Mercilus	J.Joseph	A.Hal	M.Gilchrist	K.Jackson
10/15 CLEVELAND	C.Covington	D.Reader	J.Heath	J.Clowney	<u>Z.Cunningham</u>	B.McKinney	B.Scarlett	J.Joseph	A.Hal	M.Gilchrist	K.Jackson
10/29 at Seattle	C.Covington	B.Dunn	D.Reader	J.Clowney	<u>Z.Cunningham</u>	B.McKinney	B.Scarlett	J.Joseph	A.Hal	M.Gilchrist	K.Jackson
11/5 INDIANAPOLIS	D.Reader	B.Dunn	<u>C.Watkins</u>	J.Clowney	<u>Z.Cunningham</u>	B.McKinney	B.Scarlett	J.Joseph	A.Hal	M.Gilchrist	K.Jackson
11/12 LOS ANGELES	D.Reader	B.Dunn	<u>C.Watkins</u>	J.Clowney	<u>Z.Cunningham</u>	B.McKinney	B.Scarlett	J.Joseph	A.Hal	M.Gilchrist	K.Jackson
11/19 ARIZONA	D.Reader	B.Dunn	<u>C.Watkins</u>	J.Clowney	<u>Z.Cunningham</u>	B.McKinney	B.Scarlett	J.Joseph	A.Hal	M.Gilchrist	K.Jackson
11/27 at Baltimore	D.Reader	K.Johnson (CB)	J.Heath	J.Clowney	J.Jenkins	B.McKinney	U.Kamalu	J.Joseph	A.Hal	M.Gilchrist	K.Jackson
12/3 at Tennessee	D.Reader	K.Johnson (CB)	J.Heath	J.Clowney	<u>Z.Cunningham</u>	B.McKinney	U.Kamalu	J.Joseph	A.Hal	M.Gilchrist	K.Jackson
12/10 SAN FRANCISCO											
12/17 at Jacksonville											
12/25 PITTSBURGH											
12/31 at Indianapolis											

**Underline** denotes rookie

## INACTIVES

	1	2	3	4	5	6	7
9/10 JACKSONVILLE	A.Blue	<u>J.Davenport</u>	<u>T.Decoud</u>	<u>K.Fuller</u>	W.Fuller V	U.Kamalu	<u>C.Watkins</u>
9/14 at Cincinnati	J.Allen	S.Anderson	A.Blue	B.Ellington	W.Fuller V	R.Griffin	
9/24 at New England	J.Allen	A.Blue	W.Fuller V	K.Johnson	A.Jones	J.Reid	<u>C.Watkins</u>
10/1 TENNESSEE	M.Burley	K.Johnson	U.Kamalu	K.Lamm	G.Mancz	B.Miller	J.Reid
10/8 KANSAS CITY	<u>T.Decoud</u>	<u>K.Fuller</u>	B.Heeney	K.Johnson	B.Miller	J.Reid	<u>C.Watkins</u>
10/15 CLEVELAND	<u>K.Fuller</u>	B.Heeney	<u>D.Johnson</u>	K.Johnson	K.Langford	C.Moore	J.Todman
10/29 at Seattle	C.Clark	<u>D.Cole</u>	<u>K.Fuller</u>	J.Heath	J.Jenkins	<u>D.Johnson</u>	K.Langford
11/5 INDIANAPOLIS	D.Cole	<u>T.Decoud</u>	<u>K.Fuller</u>	J.Heath	U.Kamalu	M.McGloin	B.Miller
11/12 LOS ANGELES	C.Clements	<u>D.Cole</u>	<u>T.Decoud</u>	<u>K.Fuller</u>	J.Heath	J.Johnson	K.Lamm
11/19 ARIZONA	A.Blue	<u>C.Clements</u>	<u>D.Cole</u>	<u>J.Davenport</u>	W.Fuller V	J.Johnson	G.Mancz
11/27 at Baltimore	<u>C.Clements</u>	<u>J.Davenport</u>	A.Ellington	W.Fuller V	C.Hamilton	L.Houston	G.Mancz
12/3 at Tennessee	<u>C.Clements</u>	<u>J.Davenport</u>	<u>K.Fuller</u>	W.Fuller V	C.Hamilton	<u>L.Lewis</u>	B.Scarlett
12/10 SAN FRANCISCO							
12/17 at Jacksonville							
12/25 PITTSBURGH							
12/31 at Indianapolis							

## CAPTAINS

	1	2	3	4	5	6	7
9/10 JACKSONVILLE	B.Cushing	J.Joseph	S.Lechler	B.Peters	T.Savage	J.Watt	
9/14 at Cincinnati	J.Joseph	S.Lechler	D.Hopkins	W.Mercilus	J.Watt		
9/24 at New England	C.Clark	D.Hopkins	J.Joseph	S.Lechler	B.McKinney	J.Watt	
10/1 TENNESSEE	B.Giacomini	R.Griffin	K.Jackson	S.Lechler	B.McKinney	W.Mercilus	J.Watt
10/8 KANSAS CITY	B.Giacomini	S.Lechler	N.Martin	B.McKinney	D.Reader	J.Watt	
10/15 CLEVELAND	B.Giacomini	M.Gilchrist	J.Joseph	S.Lechler	B.McKinney	J.Prosch	
10/29 at Seattle	J.Clowney	B.Giacomini	D.Hopkins	J.Joseph	S.Lechler	B.McKinney	
11/5 INDIANAPOLIS	J.Clowney	B.Giacomini	D.Hopkins	K.Jackson	S.Lechler	B.McKinney	
11/12 LOS ANGELES	B.Giacomini	J.Joseph	S.Lechler	B.McKinney			
11/19 ARIZONA	C.Clark	S.Lechler	B.McKinney	L.Miller	D.Reader		
11/27 at Baltimore	C.Clark	J.Clowney	D.Hopkins	J.Joseph	S.Lechler	B.McKinney	
12/3 at Tennessee	J.Clowney	B.Giacomini	D.Hopkins	K.Jackson	S.Lechler	B.McKinney	
12/10 SAN FRANCISCO							
12/17 at Jacksonville							
12/25 PITTSBURGH							
12/31 at Indianapolis							

**Underline** denotes rookie

# UNOFFICIAL DEPTH CHART

*\*Last updated by Texans PR staff on Dec. 4, 2017*

## OFFENSE

WR	10 DeAndre Hopkins	12 Bruce Ellington	<u>14 Chris Thompson</u>
LT	<u>70 Julián Davenport</u>	63 Kendall Lamm	
LG	71 Xavier Su'a-Filo	<u>61 Kyle Fuller</u>	
C	66 Nick Martin	65 Greg Mancz	
RG	79 Jeff Allen	62 Chad Slade	
RT	68 Breno Giacomini		
TE	87 C.J. Fiedorowicz	89 Stephen Anderson	
WR	15 Will Fuller V	13 Braxton Miller	17 Cobi Hamilton
QB	3 Tom Savage	2 T.J. Yates	
FB	45 Jay Prosch		
RB	26 Lamar Miller	28 Alfred Blue	38 Andre Ellington 22 Jordan Todman

## DEFENSE

RDE	93 Joel Heath	<u>91 Carlos Watkins</u>	
NT	92 Brandon Dunn	<u>96 Chunky Clements</u>	
LDE	98 D.J. Reader	97 Angelo Blackson	
SAM	94 Ufomba Kamalu	<u>53 Gimel President</u>	
MIKE	55 Benardrick McKinney	56 Brian Cushing	52 Brian Peters
WILL	<u>41 Zach Cunningham</u>	<u>51 Dylan Cole</u>	44 Jelani Jenkins
JACK	90 Jadeveon Clowney	<u>54 LaTroy Lewis</u>	
LCB	24 Johnathan Joseph	40 Marcus Williams	<u>31 Treston Decoud</u>
RCB	25 Kareem Jackson	30 Kevin Johnson	
FS	29 Andre Hal	43 Corey Moore	23 Kurtis Drummond
SS	21 Marcus Gilchrist	35 Eddie Pleasant	

## SPECIAL TEAMS

PK	7 Ka'imi Fairbairn		
P	9 Shane Lechler		
LS	46 Jon Weeks		
KR	<u>14 Chris Thompson</u>	22 Jordan Todman	12 Bruce Ellington
PR	15 Will Fuller V	<u>14 Chris Thompson</u>	12 Bruce Ellington
H	9 Shane Lechler		

Bold underline denotes rookies.



**HOUSTON**  
**TEXANS**

**MISC.**  
**STATS**

## BY TEXANS

## BY OPPONENT

653, vs. Jacksonville (504 passing, 149 rushing), 11/18/12 (OT)	600+ TOTAL NET YARDS	Never happened
509, at Seattle (367 passing, 142 rushing), 10/29/17	500-599 TOTAL NET YARDS	503, at Miami (248 rushing, 255 passing), 10/25/15
231, Arian Foster vs. Indianapolis, 9/12/10	200+ YARD RUSHER	211, Larry Johnson vs. Kansas City, 11/20/05
156, Alfred Blue at Cleveland, 11/16/14	150-199 YARD RUSHER	175, Lamar Miller at Miami, 10/25/15
107, Lamar Miller at Indianapolis, 12/11/16	100-149 YARD RUSHER	109, Derrick Henry at Tennessee, 12/3/17
402, Deshaun Watson at Seattle, 10/29/17	400+ YARD PASSER	452, Russell Wilson at Seattle, 10/29/17
365, Tom Savage at Tennessee, 12/3/17	300-399 YARD PASSER	355, Jared Goff at Los Angeles Rams, 11/12/17
224, DeAndre Hopkins at Seattle, 10/29/17	200+ YARD RECEIVER	223, T.Y. Hilton vs. Indianapolis, 10/9/14
224, DeAndre Hopkins at Seattle, 10/29/17	150-199 YARD RECEIVER	171, Robert Woods at Los Angeles Rams, 11/12/17
125, DeAndre Hopkins at Baltimore, 11/27/17	100-149 YARD RECEIVER	171, Robert Woods at Los Angeles Rams, 11/12/17
106 (rush), Lamar Miller, 107 (rec.) Will Fuller V vs. Chicago, 9/11/16	100 YARD RUSHER AND RECEIVER	112 (rush), Lesean McCoy, 109 (rec.) Sammy Watkins at Buffalo, 12/6/15
6, Ryan Fitzpatrick vs. Tennessee, 11/30/14	SIX TOUCHDOWN PASSES	6, Aaron Rodgers vs. Green Bay, 10/14/12
5, Deshaun Watson vs. Kansas City, 10/8/17	FIVE TOUCHDOWN PASSES	5, Tom Brady at New England, 9/24/17
4, Deshaun Watson at Seattle, 10/29/17	FOUR TOUCHDOWN PASSES	4, Russell Wilson at Seattle, 10/29/17
4, Deshaun Watson at Seattle, 10/29/17	THREE TOUCHDOWN PASSES	3, Blaine Gabbert vs. Arizona, 11/19/17
2, Tom Savage at Baltimore, 11/27/17	THROW TWO+ INTERCEPTIONS	2, Blaine Gabbert vs. Arizona, 11/19/17
3, DeAndre Hopkins vs. Kansas City, 10/8/17	THREE TOUCHDOWN RECEPTIONS	3, T.Y. Hilton vs. Indianapolis, 11/3/13
2, Will Fuller V at Seattle, 10/29/17	TWO TOUCHDOWN RECEPTIONS	2, Ricky Seals-Jones vs. Arizona, 11/19/17
Never Happened	FOUR TOUCHDOWNS RUSHING	4, Shaun Alexander at Seattle, 10/16/05
3, Ben Tate vs. New England, 12/1/13	THREE TOUCHDOWNS RUSHING	3, Devonta Freeman at Atlanta, 10/4/15
2, D'Onta Foreman vs. Arizona, 11/19/17	TWO TOUCHDOWNS RUSHING	2, Marcus Mariota vs. Tennessee, 10/1/17
1-1, Lamar Miller at Seattle, 10/29/17	RUSHING AND RECEIVING TOUCHDOWN	1-1, Lamar Miller at Miami, 10/25/15
11, Benardrick McKinney vs. Jacksonville, 9/10/17	10-OR-MORE TACKLES	12, C.J. Mosley at Baltimore, 11/27/17
3.5, Whitney Mercilus & 3.0, J.J. Watt vs. Jacksonville, 1/3/16	3.0-OR-MORE SACKS	4.0, Calais Campbell vs. Jacksonville, 9/10/17
82 yards, Johnathan Joseph vs. Cleveland, 10/15/17	INTERCEPTION RETURNED FOR TOUCHDOWN	78 yards, Earl Thomas at Seattle, 10/29/17
34 yards, Lamarr Houston vs. Indianapolis, 11/5/17	FUMBLE RETURNED FOR TOUCHDOWN	53 yards, Dante Fowler Jr. vs. Jacksonville, 9/10/17
34-yard fumble return, Lamarr Houston vs. Indianapolis, 11/5/17	DEFENSIVE TOUCHDOWN	78-yard interception return, Earl Thomas at Seattle, 10/29/17
Nick Novak, 5-5 at Indianapolis, 12/11/16	FIVE-OR-MORE FIELD GOALS	Billy Cundiff 5-5 at Baltimore, 10/16/11
Ka'imi Fairbairn, 4-4 at New England, 9/24/17	FOUR FIELD GOALS	Greg Zuerlein, 4-4 at Los Angeles Rams, 11/12/17
Jared Crick, blocked kick by Graham Gano at Carolina, 9/20/15	FIELD GOAL BLOCKED	Justin Tuck blocked kick by Randy Bullock at Oakland, 9/14/14
Never Happened	FG BLOCKED/MISSED AND RETURNED FOR TD	Never Happened
Alfred Blue blocked punt by Tress Way vs. Washington, 9/7/14	PUNT BLOCKED	Damontre Moore blocked punt by Shane Lechler vs. New York Giants, 9/21/14
Alfred Blue blocked and recovered punt by Tress Way vs. Washington, 9/7/14	PUNT BLOCKED AND RETURNED FOR TD	Never Happened
95 yards, Jacoby Jones vs. Oakland, 10/4/09	KICKOFF RETURNED FOR TOUCHDOWN	100 yards, Marqise Lee vs. Jacksonville, 12/18/16
67 yards, Will Fuller V vs. Tennessee, 10/2/16	PUNT RETURNED FOR TOUCHDOWN	82 yards, Tyreek Hill vs. Kansas City, 10/8/17
J.J. Watt blocked PAT by Kai Forbath vs. Washington, 9/7/14	PAT BLOCKED	Margus Hunt blocked PAT by Nick Novak vs. Cincinnati, 12/24/16
Ka'imi Fairbairn, wide left vs. Cleveland, 10/15/17	MISSED PAT	Jason Myers, wide right vs. Jacksonville, 9/10/17
Deshaun Watson to Ryan Griffin vs. Cleveland, 10/15/17	TWO POINT CONVERSION MADE	Tom Brady to Brandin Cooks at New England, 9/24/17
Deshaun Watson pass failed vs. Kansas City, 10/8/17	TWO POINT CONVERSION FAILED	Alex Smith pass failed vs. Kansas City, 10/8/17
Penalty enforced in end zone vs. Cleveland, 10/15/17	SAFETY SCORED	Geno Atkins tackle of Alfred Blue vs. Cincinnati, 11/23/14
57, vs. Tennessee, 10/1/17	SCORED 40 POINTS	41, at Seattle, 10/29/17
26-23, vs. Indianapolis, 10/16/16	WON OVERTIME GAME	17-20, at Dallas, 10/5/14
20-0, vs. Tennessee, 11/28/10	SHUTOUT	0-27, at New England, 9/22/16



## TEAM SEASON HIGHS AND LOWS

	Texans		Opponents	
	High	Low	High	Low
Points	57 vs. TEN	7, 2x – last: at LAR	42 vs. KC	9 at CIN
First Downs	33 vs. TEN	14 at CIN	29 vs. KC	9 vs. TEN
Total Offense	509 at SEA	203 vs. JAX	479 at SEA	195 vs. TEN
Net Yards Rushing	173 vs. TEN	53 at TEN	198 at TEN	33 at SEA
Net Yards Passing	367 at SEA	98 at CIN	446 at SEA	109 vs. TEN
Offensive Plays	78 vs. TEN	57 vs. KC	73 vs. KC	41 vs. TEN
Rushing Attempts	42 vs. TEN	21 vs. IND	39 vs. JAX	18 vs. AZ
Pass Attempts	49 at TEN	24 at CIN	41 at SEA	20 vs. TEN
Pass Completions	31 at TEN	15 at CIN	29 vs. KC	10 vs. TEN
Passes Had Intercepted	3 at SEA	0, 3x – last: vs. IND	4 vs. TEN	0, 8x – last: at TEN
Sacks Allowed	10 vs. JAX	1 vs. CLE	5 at NE	0 vs. JAX
Fumbles	4 vs. AZ	0, 3x – last: vs. CLE	4 at NE	0, 3x – last: at BAL
Fumbles Lost	3 vs. JAX	0, 6x – last: at TEN	1, 5x – last: at TEN	0, 6x – last: at BAL
Total Turnovers	4, 2x – last: at LAR	0 at CIN	5 vs. TEN	0, 4x – last: at BAL
Penalties	11 at TEN	3 vs. TEN	11 vs. CLE	5 at NE
Yards Penalized	94 vs. JAX	20 vs. TEN	120 at SEA	45 at CIN
Time of Possession	39:41 vs. TEN	21:43 vs. KC	38:17 vs. KC	20:19 vs. TEN
Defensive Interceptions	4 vs. TEN	0, 8x – last: at TEN	3 at SEA	0, 3x – last: vs. IND
Total Takeaways	5 vs. TEN	0, 4x – last: at BAL	4, 2x – last: at LAR	0 at CIN
Third-Down Conversions	8, 2x – last: at TEN	2 at SEA	9 vs. KC	2 vs. TEN

## INDIVIDUAL SEASON HIGHS

	Texans	Opponents
Yards Rushing	75, L.Miller vs. TEN	109, D.Henry at TEN
Rushing Attempts	22, L.Miller vs. AZ	29, K.Hunt vs. KC
Rushing TDs	2, D.Foreman vs. ARI	2, M.Mariota vs. TEN
Receptions	10, D.Hopkins vs. TEN	9, L.Fitzgerald vs. AZ
Yards Receiving	224, D.Hopkins at SEA	175, T.Hilton vs. IND
Receiving TDs	3, D.Hopkins vs. KC	2, 7x – last: R.Woods at LAR
Scrimmage Yards	224, D.Hopkins at SEA	175, T.Hilton vs. IND
All-Purpose Yards	224, D.Hopkins at SEA	197, A.Erickson at CIN
Yards Passing	402, D.Watson at SEA	452, R.Wilson at SEA
Pass Attempts	49, T.Savage at TEN	41, R.Wilson at SEA
Pass Completions	31, T.Savage at TEN	29, A.Smith vs. KC
TD Passes	5, D.Watson vs. KC	5, T.Brady at NE
Interceptions Thrown	3, D.Watson at SEA	3, K.Hogan vs. CLE
Longest Run	49t, D.Watson at CIN	75t, D.Henry at TEN
Longest Pass Completion	72t, D.Watson to D.Hopkins at SEA	94t, J.Goff to R.Woods at LAR
Longest Kickoff Return	42, C.Thompson vs. TEN	48, A.Jackson vs. TEN
Longest Punt Return	49, W.Fuller V vs. KC	82t, T.Hill vs. KC
Longest INT Return	82t, Johnathan Joseph vs. CLE	78t, E.Thomas at SEA
Longest Punt	68, S.Lechler at NE	61, 3x – last: B.Colquitt vs. CLE
Longest Field Goal	50, K.Fairbairn vs. TEN	53, J.Tucker at BAL
Touchdowns Scored	3, D.Hopkins vs. KC	2, 9x – last: R.Seals-Jones vs. AZ
Points Scored	18, D.Hopkins vs. KC	18, H.Butker vs. KC

## HOUSTON TEXANS RECORD WHEN...

Category	2017 Season		All-Time
	W-L	W-L	
Texans at NRG Stadium	3-3	66-60	
Texans on the road	1-5	44-82	
Texans on grass	0-3	84-96	
Texans on artificial turf	4-5	26-46	
Texans in domes	0-0	2-13	
Texans in retractable roof stadiums	3-3	68-70	
Texans outdoors	1-5	40-59	
NRG Stadium roof open	0-0	24-21	
NRG Stadium roof closed	3-3	42-39	
Texans score first	4-3	73-47	
Opponent scores first	0-5	37-95	
Texans score on first possession	2-2	41-34	
Texans score 20 or more points	3-3	88-54	
Texans score 19 or less points	1-5	22-88	
Texans allow 20 or more	1-8	31-127	
Texans allow 19 or less points	3-0	79-15	
Texans lead after 1st quarter	3-3	58-35	
Texans trail after 1st quarter	0-4	26-83	
Score tied after 1st quarter	1-1	26-24	
Texans lead at halftime	3-0	72-30	
Texans trail at halftime	1-6	31-103	
Score tied at halftime	0-2	7-9	
Texans lead after 3rd quarter	3-0	80-21	
Texans trail after 3rd quarter	1-8	20-109	
Score tied after 3rd quarter	0-0	10-12	
Game goes to overtime	0-0	5-9	
Texans have + turnover ratio	3-0	69-18	
Texans have - turnover ratio	0-6	20-91	
Turnover ratio even	1-2	21-33	
Texans have 30:00+ TOP	3-4	90-49	
Texans have less than 30:00 TOP	1-4	20-93	
Texans have 100-yard rusher	0-0	40-24	
Texans have 300 net passing yards	0-2	12-23	
Texans have 1 100-yard receiver	1-2	38-39	
Texans have 2 100-yard receivers	0-1	3-6	
Texans win coin toss	2-4	52-77	
Texans lose coin toss	2-4	58-65	
Texans wearing Blue jerseys	3-2	49-46	
Texans wearing White jerseys	0-4	50-86	
Texans wearing Red jerseys	0-0	10-8	
Texans wearing All-White	0-1	7-7	
Texans wearing All-Blue	1-0	7-6	
Texans wearing All-Red	0-0	2-2	
Texans wearing Color Rush	1-0	1-0	
In September	1-2	24-29	
In October	2-2	28-34	
In November	1-3	26-37	
In December	0-1	29-38	
In January	0-0	3-4	
On Sunday Night	0-1	3-8	
On Thursday Night	1-0	2-6	
On Monday Night	0-1	4-8	
On Saturday	0-0	1-1	
Day Games	3-6	100-120	
Night Games	1-2	10-22	
vs. AFC South overall	1-3	41-53	
vs. AFC South at home	1-2	25-23	
vs. AFC South on the road	0-1	16-30	
vs. AFC	2-6	83-105	
vs. AFC North	2-1	16-17	
vs. AFC East	0-1	14-17	
vs. AFC West	0-1	13-18	
vs. NFC	1-2	26-37	
vs. NFC East	0-0	4-12	
vs. NFC South	0-0	9-7	
vs. NFC North	0-0	8-8	
vs. NFC West	1-2	5-10	





**TEXANS TAKEAWAY RESULTS****TEXANS TAKEAWAYS:****15 Total Takeaways (10 INT, 5 FUM)**

- 1 FUM resulted in 3 points for Houston at CIN on 9/14
- 1 FUM resulted in 7 points for Houston at NE on 9/24
- 4 INT and 1 FUM resulted in 13 points for Houston vs. TEN on 10/1
- 3 INT resulted in 6 points for Houston vs. CLE on 10/15
- 1 INT resulted in 0 points for Houston at SEA on 10/29
- 1 FUM resulted in 7 points for Houston vs. IND on 11/5
- 2 INT resulted in 0 points for Houston vs. AZ on 11/19

**9 First Half Takeaways (5 INT, 4 FUM)**

- 1 FUM resulted in 3 points for Houston at CIN on 9/14
- 1 FUM resulted in 7 points for Houston at NE on 9/24
- 2 INT resulted in 7 points for Houston vs. TEN on 10/1
- 3 INT resulted in 6 points for Houston vs. CLE on 10/15
- 1 FUM resulted in 7 points for Houston vs. IND on 11/5
- 1 FUM resulted in 3 points for Houston at TEN on 12/3

**3 First Quarter Takeaways (1 INT, 2 FUM)**

- 1 FUM resulted in 3 points for Houston at CIN on 9/14
- 1 INT resulted in 7 points for Houston vs. TEN on 10/1
- 1 FUM resulted in 3 points for Houston at TEN on 12/3

**6 Second Quarter Takeaways (4 INT, 2 FUM)**

- 1 FUM resulted in 7 points for Houston at NE on 9/24
- 1 INT resulted in 0 points for Houston vs. TEN on 10/1
- 3 INT resulted in 6 points for Houston vs. CLE on 10/15
- 1 FUM resulted in 7 points for Houston vs. IND on 11/5

**6 Second Half Takeaways (5 INT, 1 FUM)**

- 2 INT and 1 FUM resulted in 6 points for Houston vs. TEN on 10/1
- 1 INT resulted in 0 points for Houston at SEA on 10/29
- 2 INT resulted in 0 points for Houston vs. AZ on 11/19

**0 Third Quarter Takeaways (0 INT, 0 FUM)****6 Fourth Quarter Takeaways (5 INT, 1 FUM)**

- 2 INT and 1 FUM resulted in 6 points for Houston vs. TEN on 10/1
- 1 INT resulted in 0 points for Houston at SEA on 10/29
- 2 INT resulted in 0 points for Houston vs. AZ on 11/19

**TEXANS TURNOVER RESULTS****TEXANS TURNOVERS:****23 Total Giveaways (14 INT, 9 FUM)**

- 1 INT and 3 FUM resulted in 16 points for Jacksonville on 9/10
- 2 INT resulted in 7 points for New England on 9/24
- 1 INT resulted in 0 points for Tennessee on 10/1
- 1 FUM resulted in 3 points for Kansas City on 10/8
- 1 INT resulted in 7 points for Cleveland on 10/15
- 3 INT resulted in 10 points for Seattle on 10/29
- 1 FUM resulted in 0 points for Indianapolis on 11/5
- 2 INT and 2 FUM resulted in 13 points for the Los Angeles Rams on 11/12
- 1 INT and 1 FUM resulted in 14 points for Arizona on 11/19
- 2 INT and 1 FUM resulted in 10 points for Baltimore on 11/27
- 1 INT resulted in 7 points for Tennessee on 12/3

**11 First Half Giveaways (6 INT, 5 FUM)**

- 2 FUM resulted in 13 points for Jacksonville on 9/10
- 1 INT resulted in 7 points for New England on 9/24
- 1 INT resulted in 0 points for Tennessee on 10/1
- 1 FUM resulted in 3 points for Kansas City on 10/8
- 1 INT resulted in 7 points for Seattle on 10/29
- 1 INT and 1 FUM resulted in 6 points for the Los Angeles Rams on 11/12
- 1 INT and 1 FUM resulted in 14 points for Arizona on 11/19
- 1 INT resulted in 7 points for Baltimore on 11/27

**2 First Quarter Giveaways (1 INT, 1 FUM)**

- 1 INT resulted in 7 points for Seattle on 10/29
- 1 FUM resulted in 3 points for Los Angeles Rams on 11/12

**9 Second Quarter Giveaways (5 INT, 4 FUM)**

- 2 FUM resulted in 13 points for Jacksonville on 9/10
- 1 INT resulted in 7 points for New England on 9/24
- 1 INT resulted in 0 points for Tennessee on 10/1
- 1 FUM resulted in 3 points for Kansas City on 10/8
- 1 INT resulted in 3 points for Los Angeles Rams on 11/12
- 1 INT and 1 FUM resulted in 14 points for Arizona on 11/19
- 1 INT resulted in 7 points for Baltimore on 11/27

**12 Second Half Giveaways (8 INT, 4 FUM)**

- 1 INT and 1 FUM resulted in 3 points for Jacksonville on 9/10
- 1 INT resulted in 0 points for New England on 9/24
- 1 INT resulted in 7 points for Cleveland on 10/15
- 2 INT resulted in 3 points for Seattle on 10/29
- 1 FUM resulted in 0 points for Indianapolis on 11/5
- 1 INT and 1 FUM resulted in 7 points for the Los Angeles Rams on 11/12
- 1 INT and 1 FUM resulted in 3 points for Baltimore on 11/27
- 1 INT resulted in 7 points for Tennessee on 12/3

**3 Third Quarter Giveaways (1 INT, 2 FUM)**

- 1 FUM resulted in 0 points for Jacksonville on 9/10
- 1 INT resulted in 3 points for Seattle on 10/29
- 1 FUM resulted in 7 points for the Los Angeles Rams on 11/12

**9 Fourth Quarter Giveaway (7 INT, 2 FUM)**

- 1 INT and 1 FUM resulted in 3 points for Jacksonville on 9/10
- 1 INT resulted in 0 points for New England on 9/24
- 1 INT resulted in 7 points for Cleveland on 10/15
- 1 INT resulted in 0 points for Seattle on 10/29
- 1 FUM resulted in 0 points for Indianapolis on 11/5
- 1 INT resulted in 0 points for the Los Angeles Rams on 11/12
- 1 INT and 1 FUM resulted in 3 points for Baltimore on 11/27
- 1 INT resulted in 7 points for Tennessee on 12/3

# DRIVE CHARTS

## Week 1 – September 10 vs. Jacksonville

HOU Start	Plays	Yards	Last Scrm	Time	Result	JAX Start	Plays	Yards	Last Scrm	Time	Result
HOU 25	3	-6	HOU 26	1:34	Punt	JAX 25	8	51	HOU 24	2:52	Made FG
HOU 20	9	29	50	4:09	Punt	JAX 38	3	5	JAX 43	1:22	Punt
HOU 25	3	3	HOU 30	1:33	Punt	JAX 16	10	77	HOU 7	5:14	Made FG
HOU 33	3	-3	HOU 37	1:12	Punt	JAX 25	3	8	JAX 33	1:52	Punt
HOU 38	3	15	JAX 44	1:06	Fumble	JAX 19	3	3	JAX 23	1:35	Punt
HOU 25	5	28	JAX 31	1:13	Fumble	JAX 47	9	53	HOU 1	5:29	TD
HOU 25	2	13	HOU 32	0:49	End Half	JAX 25	10	75	HOU 1	4:55	TD
HOU 25	14	75	JAX 4	5:51	TD	JAX 41	9	38	HOU 21	3:40	Miss FG
HOU 25	11	34	JAX 35	4:11	Fumble	JAX 25	3	4	JAX 29	1:38	Punt
HOU 29	5	13	HOU 42	1:24	Punt	HOU 27	4	7	HOU 20	0:20	Made FG
HOU 37	7	43	JAX 10	4:50	Interception	HOU 14	2	-2	HOU 14	1:08	End Game
HOU 11	4	3	HOU 19	2:03	Downs						

## Week 2 – September 14 at Cincinnati

HOU Start	Plays	Yards	Last Scrm	Time	Result	CIN Start	Plays	Yards	Last Scrm	Time	Result
HOU 25	3	4	HOU 29	1:01	Punt	CIN 46	4	-7	HOU 49	1:59	Punt
HOU 3	3	7	HOU 10	1:53	Punt	CIN 45	3	9	HOU 46	1:52	Punt
HOU 15	5	8	HOU 37	3:02	Punt	HOU 39	1	7	HOU 39	0:41	Fumble
CIN 20	6	12	CIN 6	3:04	Made FG	CIN 36	5	43	HOU 12	2:44	Made FG
HOU 25	6	13	HOU 40	3:24	Punt	CIN 14	6	28	CIN 42	3:03	Punt
HOU 20	3	9	HOU 29	2:01	Punt	CIN 20	3	7	CIN 27	0:46	Punt
HOU 6	9	94	CIN 44	3:40	TD	CIN 25	6	64	HOU 11	0:48	Made FG
HOU 25	7	24	HOU 49	3:24	Punt	CIN 25	17	63	HOU 12	8:34	Made FG
HOU 16	3	7	HOU 25	1:52	Punt	CIN 11	6	28	CIN 39	2:30	Punt
HOU 8	3	0	HOU 17	1:22	Punt	CIN 25	5	15	CIN 40	2:25	Punt
HOU 10	13	66	CIN 24	6:24	Made FG	CIN 47	3	2	HOU 48	1:33	Punt
CIN 44	3	4	CIN 38	1:06	Punt	CIN 31	5	13	CIN 49	0:48	Downs
						CIN 20	1	8	CIN 20	0:02	End Game

## Week 3 – September 24 at New England

HOU Start	Plays	Yards	Last Scrm	Time	Result	NE Start	Plays	Yards	Last Scrm	Time	Result
HOU 21	3	-2	HOU 21	1:28	Punt	NE 49	7	51	HOU 5	2:59	TD
HOU 22	6	57	NE 21	3:11	Made FG	NE 25	3	9	NE 34	1:24	Punt
HOU 18	3	8	HOU 26	1:35	Punt	NE 6	3	2	NE 11	1:52	Punt
NE 44	2	44	NE 29	0:40	TD	NE 25	6	38	HOU 37	2:35	Punt
HOU 11	3	14	HOU 25	1:19	Interception	HOU 12	1	12	HOU 7	0:32	TD
HOU 23	10	55	NE 22	5:24	Made FG	NE 25	2	-3	NE 28	0:46	Fumble
HOU 16	6	25	HOU 41	2:56	Punt	NE 25	6	75	HOU 47	2:17	TD
HOU 30	10	70	NE 12	5:33	TD	NE 30	4	16	NE 41	1:02	End Half
HOU 20	12	67	NE 13	4:29	Made FG	NE 19	5	81	HOU 42	2:15	TD
HOU 13	7	28	HOU 41	3:09	Punt	NE 25	9	37	HOU 34	5:30	Punt
HOU 33	7	49	NE 18	3:31	Made FG	NE 25	3	9	NE 34	1:45	Punt
HOU 25	2	21	HOU 46	0:23	Interception	NE 7	3	9	NE 16	1:24	Punt
						NE 25	8	75	HOU 25	2:01	TD

## Week 4 – October 1 vs. Tennessee

HOU Start	Plays	Yards	Last Scrm	Time	Result	TEN Start	Plays	Yards	Last Scrm	Time	Result
TEN 43	4	43	TEN 2	1:48	TD	TEN 22	3	4	TEN 26	0:59	Interception
HOU 24	11	76	TEN 8	5:07	TD	TEN 25	3	8	TEN 33	1:57	Punt
HOU 24	9	76	TEN 16	3:47	TD	TEN 25	3	5	TEN 31	1:28	Punt
HOU 25	12	43	TEN 19	5:43	Made FG	TEN 25	5	75	HOU 29	3:10	TD
HOU 42	2	58	TEN 1	0:31	TD	TEN 25	7	75	HOU 2	4:11	TD
HOU 49	5	33	TEN 18	1:02	Interception	TEN 25	1	0	TEN 25	0:07	Interception
HOU 25	14	75	TEN 5	8:09	TD	TEN 9	1	-1	TEN 9	0:10	End Half
HOU 14	3	7	HOU 21	1:45	Punt	TEN 25	3	7	TEN 32	1:39	Punt
HOU 27	9	73	TEN 8	5:27	TD	TEN 21	3	3	TEN 24	1:41	Punt
TEN 42	5	20	TEN 22	2:16	Made FG	TEN 42	2	0	TEN 42	0:24	Interception
TEN 15	4	0	TEN 15	2:16	Made FG	TEN 25	1	0	TEN 25	0:08	Interception
HOU 26	3	4	HOU 31	1:50	Punt	TEN 3	5	12	TEN 22	2:41	Fumble
						TEN 25	3	-1	TEN 25	1:28	Punt
						TEN 9	1	3	TEN 9	0:16	End Game

# DRIVE CHARTS

## Week 5 – October 8 vs. Kansas City

HOU Start	Plays	Yards	Last Scrm	Time	Result	KC Start	Plays	Yards	Last Scrm	Time	Result
HOU 25	8	34	KC 31	4:04	Punt	KC 19	15	64	HOU 15	8:07	Made FG
HOU 25	3	4	HOU 29	0:46	Punt	KC 11	11	65	HOU 24	6:26	Made FG
HOU 25	2	7	HOU 31	0:33	Fumble	KC 38	9	62	HOU 7	4:52	TD
HOU 25	8	75	KC 6	2:28	TD	HOU 26	4	3	HOU 23	0:55	Made FG
HOU 25	4	6	HOU 47	0:34	End Half	KC 25	7	75	HOU 3	1:15	TD
HOU 21	3	-2	HOU 25	2:09	Punt	KC 16	8	29	KC 45	5:33	Punt
HOU 22	7	78	KC 9	3:58	TD	KC 25	10	58	HOU 17	4:19	Made FG
HOU 30	5	70	KC 48	2:01	TD	KC 30	6	70	HOU 10	3:03	TD
HOU 25	3	5	HOU 34	1:35	Punt	KC 9	4	24	KC 33	1:58	Punt
HOU 20	4	4	HOU 32	2:03	Punt	HOU 35	4	5	HOU 30	1:49	Made FG
KC 37	3	37	KC 34	0:24	TD						
HOU 25	7	75	KC 1	1:08	TD						

## Week 6 – October 15 vs. Cleveland

HOU Start	Plays	Yards	Last Scrm	Time	Result	CLE Start	Plays	Yards	Last Scrm	Time	Result
HOU 25	10	52	CLE 23	4:03	Made FG	CLE 25	8	24	HOU 47	4:57	Punt
HOU 4	3	-1	HOU 5	1:11	Punt	HOU 27	4	4	HOU 23	1:34	Made FG
HOU 13	5	87	CLE 39	2:34	TD	CLE 25	9	53	HOU 17	4:33	Interception
HOU 15	3	4	HOU 19	1:11	Punt	CLE 25	5	19	CLE 44	1:56	Interception
HOU 29	6	71	CLE 1	2:49	TD	CLE 14	3	6	CLE 22	2:08	Punt
HOU 43	3	-8	HOU 43	0:51	Punt	CLE 25	3	0	CLE 25	0:31	Punt
HOU 48	2	26	HOU 48	0:11	End Half	CLE 21	5	22	CLE 44	1:31	Interception
HOU 30	4	17	CLE 47	2:18	Punt	CLE 25	3	3	CLE 28	1:04	Punt
HOU 35	13	65	CLE 3	6:05	TD	CLE 3	3	-3	CLE 6	1:28	Safety
HOU 11	4	21	HOU 32	1:53	Interception	CLE 25	5	18	HOU 47	3:45	Punt
HOU 25	3	6	HOU 31	1:29	Punt	CLE 19	5	21	CLE 42	2:25	Punt
HOU 20	3	6	HOU 26	1:36	Punt	CLE 34	7	21	HOU 27	4:18	Punt
HOU 2	3	6	HOU 8	1:50	Punt	50	4	50	HOU 3	0:46	TD
HOU 49	2	1	CLE 49	1:03	End Game						

## Week 8 – October 29 at Seattle

HOU Start	Plays	Yards	Last Scrm	Time	Result	SEA Start	Plays	Yards	Last Scrm	Time	Result
HOU 25	5	75	HOU 42	2:22	TD	SEA 8	3	4	SEA 12	1:11	Punt
HOU 44	4	27	SEA 29	1:19	Interception	SEA 25	8	75	HOU 20	3:57	TD
HOU 18	8	82	SEA 3	4:00	TD	SEA 43	3	-4	SEA 43	1:07	Punt
HOU 25	3	0	HOU 29	1:24	Punt	SEA 25	6	75	HOU 7	3:32	TD
HOU 16	11	84	SEA 20	5:06	TD	SEA 21	5	15	SEA 39	2:32	Punt
HOU 13	3	5	HOU 18	1:37	Punt	SEA 11	1	-1	SEA 11	0:04	End Half
HOU 14	5	30	HOU 44	1:49	Punt	SEA 25	6	17	SEA 48	3:36	Punt
HOU 24	10	63	SEA 13	4:19	Made FG	SEA 22	6	75	HOU 3	2:29	Made FG
HOU 22	2	3	HOU 25	0:51	Interception	HOU 8	5	5	HOU 3	1:21	Made FG
HOU 25	5	11	HOU 37	3:07	Punt	SEA 4	5	10	SEA 19	2:52	Punt
HOU 29	5	71	SEA 2	2:16	TD	SEA 25	7	75	HOU 1	3:32	TD
HOU 25	2	75	HOU 28	0:48	TD	SEA 25	7	55	HOU 20	2:00	Interception
HOU 8	5	20	HOU 28	1:10	Punt	SEA 20	3	80	HOU 18	1:18	TD
HOU 25	2	-10	HOU 25	0:14	Interception	SEA 38	1	-1	SEA 38	0:07	End Game

## Week 9 – November 5 vs. Indianapolis

HOU Start	Plays	Yards	Last Scrm	Time	Result	IND Start	Plays	Yards	Last Scrm	Time	Result
HOU 25	6	11	HOU 36	2:27	Punt	IND 8	7	92	HOU 45	4:00	TD
HOU 25	3	2	HOU 27	1:05	Punt	IND 25	3	1	IND 26	0:57	Punt
HOU 24	5	14	HOU 38	2:32	Punt	IND 19	3	6	IND 25	0:55	Punt
HOU 30	9	49	IND 16	5:01	Miss FG	IND 29	4	25	HOU 46	2:12	Punt
HOU 6	3	-2	HOU 7	1:24	Punt	IND 45	10	51	HOU 4	4:53	Made FG
HOU 25	5	34	IND 41	2:42	Punt	IND 20	7	14	IND 49	0:56	Fumble
HOU 27	5	18	HOU 45	1:46	Punt	IND 25	3	-8	IND 25	0:56	End Half
HOU 34	5	12	HOU 46	2:00	Punt	IND 14	3	9	IND 23	2:44	Punt
HOU 25	8	30	IND 45	3:53	Punt	IND 5	4	17	IND 22	2:49	Punt
HOU 25	6	75	IND 34	3:01	TD	IND 9	6	91	IND 22	3:45	TD
HOU 20	13	57	IND 7	3:10	Fumble	IND 5	7	60	HOU 35	3:51	Made FG
						IND 25	6	29	HOU 46	3:01	Punt

# DRIVE CHARTS

## Week 10 – November 12 at Los Angeles Rams

HOU Start	Plays	Yards	Last Scrm	Time	Result	LAR Start	Plays	Yards	Last Scrm	Time	Result
HOU 25	5	0	HOU 39	2:28	Fumble	HOU 12	4	3	HOU 9	1:22	Made FG
HOU 25	5	25	LAR 45	1:58	Punt	LAR 20	3	-1	LAR 20	1:05	Punt
HOU 43	6	19	LAR 38	3:14	Punt	LAR 4	4	4	LAR 15	2:29	Punt
HOU 37	8	47	LAR 16	4:03	Miss FG	LAR 24	6	62	HOU 13	3:04	Made FG
HOU 25	8	75	LAR 26	3:46	TD	LAR 18	7	20	LAR 32	3:01	Downs
LAR 38	6	18	LAR 13	1:55	Interception	LAR 25	10	43	HOU 32	1:21	Made FG
HOU 25	1	-1	HOU 25	0:14	End Half	LAR 25	4	12	LAR 39	1:47	Punt
HOU 20	6	19	LAR 47	3:17	Punt	LAR 4	2	96	LAR 6	0:33	TD
HOU 25	3	5	HOU 30	1:09	Punt	LAR 9	9	39	HOU 47	4:21	Punt
HOU 20	3	0	HOU 20	1:02	Punt	HOU 36	3	36	HOU 17	1:18	TD
HOU 25	1	-10	HOU 25	0:09	Fumble	HOU 12	1	12	HOU 12	0:10	TD
HOU 25	5	24	LAR 48	2:15	Punt	LAR 11	9	74	HOU 15	6:26	Made FG
HOU 25	8	64	LAR 11	2:59	Interception	LAR 25	8	28	HOU 44	4:34	End Game

## Week 11 – November 19 vs. Arizona

HOU Start	Plays	Yards	Last Scrm	Time	Result	AZ Start	Plays	Yards	Last Scrm	Time	Result
HOU 1	4	14	HOU 15	2:36	Punt	AZ 25	8	37	HOU 33	4:10	Punt
HOU 11	12	89	AZ 5	6:58	TD	AZ 42	3	-2	AZ 46	2:04	Punt
HOU 19	2	-2	HOU 24	0:45	Fumble	AZ 16	8	44	HOU 39	5:20	Punt
HOU 20	3	-1	HOU 20	1:05	Punt	HOU 17	2	17	HOU 17	0:47	TD
HOU 16	4	12	HOU 28	2:05	Interception	AZ 40	3	6	AZ 46	1:48	Punt
HOU 25	8	59	AZ 16	1:48	Made FG	HOU 15	2	15	HOU 11	0:29	TD
HOU 26	7	74	AZ 28	3:58	TD	AZ 27	3	7	AZ 34	1:44	Punt
HOU 3	3	3	HOU 6	0:52	Punt	AZ 49	6	51	HOU 28	3:45	TD
HOU 25	12	75	AZ 3	6:28	TD	AZ 25	3	13	AZ 38	1:08	Punt
HOU 3	6	22	HOU 25	3:29	Punt	AZ 13	5	21	AZ 35	2:10	Downs
AZ 34	1	34	AZ 34	0:07	TD	AZ 25	5	12	AZ 42	1:36	Interception
HOU 40	3	8	HOU 48	1:46	Punt	AZ 20	5	40	HOU 40	0:59	Interception
HOU 40	3	2	HOU 44	1:49	Punt	AZ 22	1	20	AZ 22	0:09	End Game

## Week 12 – November 27 at Baltimore

HOU Start	Plays	Yards	Last Scrm	Time	Result	BAL Start	Plays	Yards	Last Scrm	Time	Result
HOU 10	9	90	BAL 4	5:25	TD	BAL 30	3	8	BAL 38	0:46	Punt
HOU 10	6	25	HOU 40	2:47	Punt	BAL 25	6	31	HOU 42	3:44	Punt
HOU 15	3	1	HOU 18	1:23	Punt	BAL 20	4	3	BAL 31	1:33	Punt
HOU 28	4	27	BAL 45	2:00	Interception	50	7	50	HOU 10	3:12	TD
HOU 25	13	68	BAL 4	4:56	Made FG	HOU 46	5	46	HOU 8	2:26	TD
HOU 25	3	9	HOU 34	1:12	Punt	BAL 17	11	48	HOU 35	1:41	Made FG
HOU 17	13	65	BAL 13	6:20	Made FG	BAL 7	6	29	BAL 36	2:53	Punt
HOU 7	3	6	HOU 13	1:25	Punt	BAL 25	3	8	BAL 33	1:49	Punt
HOU 25	7	56	BAL 19	2:18	Made FG	HOU 49	10	36	HOU 13	5:27	Made FG
HOU 43	4	6	BAL 44	1:46	Fumble	BAL 25	3	0	BAL 25	2:06	Punt
HOU 25	2	9	HOU 34	0:37	Interception	HOU 49	6	18	HOU 31	1:51	Made FG
						HOU 44	4	23	HOU 19	2:16	End Game

## Week 13 – December 3 at Tennessee

HOU Start	Plays	Yards	Last Scrm	Time	Result	TEN Start	Plays	Yards	Last Scrm	Time	Result
HOU 25	3	9	HOU 34	2:00	Punt	TEN 25	8	53	HOU 21	4:27	Miss FG
TEN 41	9	36	TEN 4	3:39	Made FG	TEN 22	7	35	HOU 43	3:47	Punt
HOU 30	3	6	HOU 36	2:10	Punt	TEN 25	10	75	HOU 9	6:22	TD
HOU 13	7	87	TEN 3	3:17	TD	TEN 38	4	37	HOU 25	0:35	Made FG
HOU 21	12	49	TEN 22	3:40	Miss FG	TEN 25	3	2	TEN 27	1:34	Punt
HOU 25	1	-1	HOU 25	0:03	End Half	TEN 20	10	80	HOU 24	5:17	TD
HOU 26	16	65	TEN 9	8:06	Miss FG	TEN 19	4	18	TEN 38	1:57	Punt
HOU 25	4	19	HOU 44	1:35	Punt	TEN 25	3	-1	TEN 27	1:50	Punt
HOU 19	12	57	TEN 24	6:54	Made FG	TEN 20	3	80	TEN 25	0:22	TD
HOU 28	7	43	TEN 29	1:39	Interception						
HOU 31	5	2	TEN 48	0:46	End Game						

## CUMULATIVE CHALLENGE RESULTS

Category	Won	Lost
<b>Completions</b>	<b>1</b>	<b>7</b>
(Touchdown)	11/14/10 at JAX	9/18/16 vs. KC 9/9/12 vs. MIA 12/13/10 vs. BAL 11/29/09 vs. IND 9/10/06 vs. PHI 9/12/04 vs. SD 9/22/02 vs. IND
<b>Completions</b>	<b>10</b>	<b>19</b>
(No Touchdown)	11/1/10 at IND 12/6/09 at JAX 9/15/13 vs. TEN 9/22/13 at BAL 10/9/14 vs. IND 9/13/15 vs. KC 9/13/15 vs. KC 9/27/15 vs. TB 12/13/15 vs. NE 12/13/15 vs. NE	12/11/11 at CIN 10/30/11 vs. JAX 10/9/11 vs. OAK 9/30/07 at ATL 11/5/06 at NYG 11/12/06 at JAX 12/24/06 vs. IND 11/14/04 at IND 11/14/04 at IND 11/21/04 vs. GB 10/19/03 vs. NYJ 10/20/14 at PIT 12/21/14 vs. BAL 12/28/14 vs. JAX 9/27/15 vs. TB 11/22/15 vs. NYJ 1/3/16 vs. JAX 12/11/16 at IND 10/8/17 vs. KC
<b>Interceptions</b>	<b>2</b>	<b>4</b>
	11/13/11 at TB 9/16/07 at CAR	9/21/08 at TEN 9/23/07 vs. IND 10/14/07 at JAX 11/30/02 vs. CIN
<b>Fumbles</b>	<b>7</b>	<b>14</b>
	11/6/11 vs. CLE 10/18/09 at CIN 12/28/08 vs. CHI 9/17/06 at IND 10/15/06 at DAL 12/12/04 vs. IND 9/22/16 at NE	12/4/11 vs. ATL 10/30/11 vs. JAX 10/3/10 at OAK 9/27/09 vs. JAX 9/7/08 at PIT 12/14/08 vs. TEN 9/16/07 at CAR 10/21/07 vs. TEN 11/18/07 vs. NO 11/25/07 at CLE 12/13/07 vs. DEN 9/11/05 at BUF 10/2/05 at CIN 9/7/14 vs. WAS
<b>Spot</b>	<b>6</b>	<b>10</b>
	12/2/06 at OAK 11/30/03 vs. ATL 9/27/09 vs. JAX 9/30/12 vs. TEN 9/15/13 vs. TEN 12/3/17 at TEN	12/20/09 vs. STL 9/7/08 at PIT 12/31/06 vs. CLE 10/10/04 vs. MIN 11/7/04 at DEN 10/13/13 vs. STL 11/24/13 vs. JAX 11/2/14 vs. PHI 11/21/16 at OAK 11/19/17 vs. ARI
<b>Down By Contact</b>	<b>0</b>	<b>1</b>
(No Sack)		9/24/17 at NE
<b>Penalties</b>	<b>0</b>	<b>2</b>
Number of Men on Field		12/30/12 at IND
Running into the kicker		12/20/15 at IND
<b>ALL-TIME RECORD</b>	<b>26</b>	<b>56</b>

## CHALLENGE BY YEAR

Year	Won	Lost
2017	1	3
2016	1	3
2015	5	4
2014	1	4
2013	3	2
2012	1	2
2011	2	5
2010	2	2
2009	3	3
2008	1	4
2007	1	8
2006	3	5
2005	0	2
2004	1	6
2003	1	1
2002	0	2
<b>ALL-TIME RECORD</b>	<b>26</b>	<b>56</b>

## YEARLY CHALLENGE SUMMARIES

2017		
Category	Won	Lost
Completions (TD)	0	0
Completions (No TD)	0	1
Fumbles	0	0
Spot	1	1
Down By Contact (Sack)	0	1
<b>2017 RECORD</b>	<b>1</b>	<b>3</b>

CHALLENGE DESCRIPTION		
9/24/17 at NE (T. Brady down by contact)		Lost
10/8/17 vs. KC (T. Hill completion)		Lost
11/19/17 vs. AZ (punt crossed goal line)		Lost
12/3/17 at TEN (D. Walker spot)		Won

2016		
Category	Won	Lost
Completions (TD)	0	1
Completions (No TD)	0	1
Fumbles	1	0
Spot	0	1
<b>2016 RECORD</b>	<b>1</b>	<b>3</b>

CHALLENGE DESCRIPTION		
9/18/16 vs. KC (D. Hopkins completion)		Lost
9/22/16 at NE (C. Jones fumble)		Won
11/21/16 at OAK (A. Hunt spot)		Lost
12/11/16 at IND (T. Hilton catch)		Lost

2015		
Category	Won	Lost
Completions (TD)	0	0
Completions (No TD)	5	3
Interceptions	0	0
Fumbles	0	0
Number of Men on Field	0	0
Running into the kicker	0	1
<b>2015 RECORD</b>	<b>5</b>	<b>4</b>

CHALLENGE DESCRIPTION		
9/13/15 vs. KC (J. Maclin completion)		Won
9/13/15 vs. KC (D. Hopkins completion)		Won
9/27/15 vs. TB (M. Evans completion)		Won
9/27/15 vs. TB (L. Murphy completion)		Lost
11/22/15 vs. NYJ (E. Decker completion)		Lost
12/13/15 vs. NE (D. Amendola completion)		Won
12/13/15 vs. NE (J. White completion)		Won
12/20/15 at IND (W. Mercilus penalty)		Lost
1/3/16 vs. JAX (A. Hurns completion)		Lost

2014		
Category	Won	Lost
Completions (TD)	0	0
Completions (No TD)	1	3
Interceptions	0	0
Fumbles	0	1
Number of Men on Field	0	0
Spot	0	0
<b>2014 RECORD</b>	<b>1</b>	<b>4</b>

CHALLENGE DESCRIPTION		
9/7/14 vs. WAS (A. Morris fumble)		Lost
10/9/14 vs. IND (R. Wayne completion)		Won
10/20/14 at PIT (A. Brown completion)		Lost
12/21/14 vs. BAL (A. Johnson completion)		Lost
12/28/14 vs. JAX (A. Hurns completion)		Lost

2013		
Category	Won	Lost
Completions (TD)	0	0
Completions (No TD)	2	0
Interceptions	0	0
Fumbles	0	0
Number of Men on Field	0	0
Spot	1	2
<b>2013 RECORD</b>	<b>3</b>	<b>2</b>

CHALLENGE DESCRIPTION		
9/15/13 vs. TEN (Spot. After review, ruled safety)		Won
9/15/13 vs. TEN (M. Schaub pass to A. Johnson)		Won
9/22/13 at BAL (T. Smith catch on sideline)		Won
10/13/13 vs. STL (B. Tate goal line run)		Lost
11/24/13 vs. JAX (D. Johnson first down short of marker)		Lost

2012		
Category	Won	Lost
Completions (TD)	0	1
Completions (No TD)	0	0
Interceptions	0	0
Fumbles	0	0
Number of Men on Field	0	1
Spot	1	0
<b>2012 RECORD</b>	<b>1</b>	<b>2</b>

CHALLENGE DESCRIPTION		
9/9/12 vs. MIA (L. Jean catch in endzone)		Lost
9/30/12 vs. TEN (K. Martin first down short of marker)		Won
12/30/12 at IND (IND number men on field)		Lost

2011		
Category	Won	Lost
Completions (TD)	0	0
Completions (No TD)	0	3
Interceptions	1	0
Fumbles	1	2
Spot	0	0
<b>2011 RECORD</b>	<b>2</b>	<b>5</b>

CHALLENGE DESCRIPTION		
12/11/11 at CIN (A. Foster catch)		Lost
12/4/11 vs. ATL (T. Yates fumble)		Lost
11/13/11 at TB (A. Talib interception)		Won
11/6/11 vs. CLE (D. Ward fumble)		Won
10/30/11 vs. JAX (B. Tate fumble)		Lost
10/30/11 vs. JAX (K. Walter catch)		Lost
10/9/11 vs. OAK (J. Dreesen catch)		Lost



# COACHES CHALLENGES

## 2010

Category	Won	Lost
Completions (TD)	1	1
Completions (No TD)	1	0
Interceptions	0	0
Fumbles	0	1
Spot	0	0
<b>2010 RECORD</b>	<b>2</b>	<b>2</b>

### CHALLENGE DESCRIPTION

11/14/10 at JAX (K. Walter TD completion)	Won
10/3/10 at OAK (M. Bush fumble)	Lost
11/1/10 at IND (A. Gonzalez catch)	Won
12/13/10 vs. BAL (K. Walter TD completion)	Lost

## 2009

Category	Won	Lost
Completions (TD)	0	1
Completions (No TD)	1	0
Interceptions	0	0
Fumbles	1	1
Spot	1	1
<b>2009 RECORD</b>	<b>3</b>	<b>3</b>

### CHALLENGE DESCRIPTION

9/27/09 vs. JAX (C. Brown fumble)	Lost
9/27/09 vs. JAX (E. Wilford TD. Marked ob at HST 2.)	Won
10/18/09 at CIN (S. Slaton fumble)	Won
11/29/09 vs. IND (A. Johnson catch)	Lost
12/6/09 at JAX (D. Anderson catch)	Won
12/20/09 at STL (K. Darby first down)	Lost

## 2008

Category	Won	Lost
Completions (TD)	0	0
Completions (No TD)	0	0
Interceptions	0	1
Fumbles	1	2
Spot	0	1
<b>2008 RECORD</b>	<b>1</b>	<b>4</b>

### CHALLENGE DESCRIPTION

9/7/08 at PIT (M. Schaub fumble)	Lost
9/7/08 at PIT (Spot)	Lost
9/21/08 at TEN (M. Griffin interception)	Lost
12/14/08 vs. TEN (Ball touched on punt)	Lost
12/28/08 vs. CHI (S. Slaton fumble)	Won

## 2007

Category	Won	Lost
Completions (TD)	0	0
Completions (No TD)	0	1
Interceptions	1	2
Fumbles	0	5
Spot	0	0
<b>2007 RECORD</b>	<b>1</b>	<b>8</b>

### CHALLENGE DESCRIPTION

9/16/07 at CAR (K. Lucas interception)	Won
9/16/07 at CAR (O. Daniels fumble)	Lost
9/23/07 vs. IND (R. Boiman interception)	Lost
9/30/07 at ATL (J. Harrington pass complete to R.White)	Lost
10/14/07 at JAX (B. Williams interception)	Lost
10/21/07 vs. TEN (J. Jones fumble)	Lost
11/18/07 vs. NO (O. Daniels fumble)	Lost
11/25/07 at CLE (O. Daniels fumble)	Lost
12/13/07 vs. DEN (T. Scheffler fumble)	Lost

## 2006

Category	Won	Lost
Completions (TD)	0	1
Completions (No TD)	0	3
Interceptions	0	0
Fumbles	2	0
Spot	1	1
<b>2006 RECORD</b>	<b>3</b>	<b>5</b>

### CHALLENGE DESCRIPTION

9/10/06 vs. PHI (D. McNabb TD pass to D. Stallworth)	Lost
9/17/06 at IND (IND TD challenged; overturned)	Won
10/15/06 at DAL (Punt return fumble)	Won
11/5/06 at NYG (J. Feagles pass to J. Feely)	Lost
11/12/06 at JAX (S. Rosenfels incomplete pass to O. Daniels)	Lost
12/2/06 at OAK (Punt return marked ob at HST 38. After review marked ob at OAK 41)	Won
12/24/06 vs. IND (P. Manning pass to B. Utecht)	Lost
12/31/06 vs. CLE (C. Taylor 2 yard run)	Lost

## 2005

Category	Won	Lost
Completions (TD)	0	0
Completions (No TD)	0	0
Interceptions	0	0
Fumbles	0	2
Spot	0	0
<b>2005 RECORD</b>	<b>0</b>	<b>2</b>

### CHALLENGE DESCRIPTION

9/11/05 at BUF (D. Carr fumble)	Lost
10/2/05 at CIN (D. Carr fumble)	Lost

## 2004

Category	Won	Lost
Completions (TD)	0	1
Completions (No TD)	0	3
Interceptions	0	0
Fumbles	1	0
Spot	0	2
<b>2004 RECORD</b>	<b>1</b>	<b>6</b>

### CHALLENGE DESCRIPTION

9/12/04 vs. SD (D. Brees TD pass to E. Parker)	Lost
10/10/04 vs. MIN (spot)	Lost
11/7/04 at DEN (spot)	Lost
11/14/04 at IND (P. Manning pass to B. Stokley)	Lost
11/14/04 at IND (P. Manning pass to B. Stokley)	Lost
11/21/04 vs. GB (D. Carr pass to J. Gaffney)	Lost
12/12/04 vs. IND (P. Manning fumble)	Won

## 2003

Category	Won	Lost
Completions (TD)	0	0
Completions (No TD)	0	1
Interceptions	0	0
Fumbles	0	0
Spot	1	0
<b>2003 RECORD</b>	<b>1</b>	<b>1</b>

### CHALLENGE DESCRIPTION

10/19/03 vs. NYJ (V. Testaverde pass to S. Moss)	Lost
11/30/03 vs. ATL (spot)	Won

## 2002

Category	Won	Lost
Completions (TD)	0	1
Completions (No TD)	0	0
Interceptions	0	1
Fumbles	0	0
Spot	0	0
<b>2002 RECORD</b>	<b>0</b>	<b>2</b>

### CHALLENGE DESCRIPTION

9/22/02 vs. IND (P. Manning TD pass to R. Wayne)	Lost
11/30/02 vs. CIN (A. Hawkins interception)	Lost



**HOUSTON**  
**TEXANS**

**GAME**  
**SUMMARIES**

# GAME SUMMARIES



## WEEK 1: Houston 7 vs. Jacksonville 29

71,710 • NRG Stadium • Houston, Texas • Sept. 10, 2017



### GAME SUMMARY

The Houston Texans fell 29-7 to the Jacksonville Jaguars on Sunday in the team's 2017 regular season opener. The Texans struggled, committing four turnovers and giving up ten sacks to the Jaguars defense. The Texans loss broke a six-game winning streak against their AFC South opponent.

**Tom Savage** completed 7-of-13 passes for 62 yards before being replaced by **Deshawn Watson** to start the second half. Savage was sacked six times, including two that led to turnovers. Watson finished the game 12-of-23 for 102 yards, with one touchdown and one interception. **DeAndre Hopkins**, who scored the lone touchdown for the Texans, led the team with seven catches for 55 yards.

The Jaguars took 6-0 lead early in the second quarter, following two early field goal drives. Yannick Ngakoue's two strip sacks on Tom Savage in the second quarter led to back-to-back touchdown drives for Jacksonville.

Leonard's Fournette's one-yard touchdown run, following the Texans first turnover, gave the Jaguars a 12-0 lead with 2:14 left in the second quarter. Jason Myers' extra point attempt was wide right.

On the following drive, Dexter Fowler scored on a 53-yard fumble recovery for a touchdown to give the Jaguars a 19-0 lead at halftime.

Watson took over at quarterback for the Texans to start the third quarter. In his first NFL drive, Watson capped off a 14-play, 75-yard scoring drive with a four yard TD pass to Hopkins. The Texans trailed 19-7.

The Jaguars responded with a 1-yard touchdown pass from Bortles to Tommy Bohanon to extend their lead to 26-7.

The Texans ended two more drives with a turnover. Jacksonville missed a field goal on a strip sack that resulted in a fumble. Following an interception thrown by Watson, the Jaguars added a 38-yard field goal.

The Texans travel to Cincinnati to face the Bengals on Thursday Night Football in Week 2.

### SCORING

SCORE BY PERIODS	1	2	3	4	OT	Total
Jacksonville Jaguars	3	16	7	3	0	29
Houston Texans	0	0	7	0	0	7

### SCORING DRIVES

Team	Qtr	Time	Play Description (Extra Point) (Drive Info)	JAX	HOU
Jaguars	1	12:08	J.Myers 42 yd. Field Goal (8-51, 2:52)	3	0
Jaguars	2	14:49	J.Myers 25 yd. Field Goal (10-77, 5:14)	6	0
Jaguars	2	2:02	L.Fournette 1 yd. run (kick failed, wr) (9-53, 5:29)	12	0
Jaguars	2	0:49	D.Fowler 53 yd. fumble return (J.Myers kick)	19	0
Texans	3	9:09	D.Hopkins 4 yd. pass from D.Watson (K.Fairbairn kick) (14-75, 5:51)	19	7
Jaguars	3	4:14	T.Bohanon 1 yd. pass from B.Bortles (J.Myers kick) (10-75, 4:55)	26	7
Jaguars	4	3:11	J.Myers 38 yd. Field Goal (4-7, 0:20)	29	7

### TEAM STATISTICS

	JAGUARS	TEXANS
TOTAL FIRST DOWNS	19	23
THIRD DOWN EFFICIENCY	3-12-25%	5-12-42%
FOURTH DOWN EFFICIENCY	1-1-100%	0-1-0%
TOTAL NET YARDS	280	203
NET YARDS RUSHING	155	93
NET YARDS PASSING	125	110
PASS ATTEMPTS-COMPLETIONS-HAD INTERCEPTED	21-11-0	36-19-1
KICKOFFS Number-In End Zone-Touchbacks	7-7-6	2-2-2
PUNTS Number and Average	4-46.8	5-43.2
Net Punting Average	36.5	41.8
FGs - PATs Had Blocked	0-0	0-0
TOTAL RETURN YARDAGE (Not Including Kickoffs)	74	21
PENALTIES Number and Yards	10-89	9-94
FUMBLES Number and Lost	0-0	3-3
TOUCHDOWNS	3	1
EXTRA POINTS Made-Attempts	2-3	1-1
FIELD GOALS Made-Attempts	3-4	0-0
RED ZONE EFFICIENCY	2-4-50%	1-2-50%
GOAL TO GO EFFICIENCY	2-3-67%	1-2-50%
SAFETIES	0	0
FINAL SCORE	29	7
TIME OF POSSESSION	30:05	29:55

### INDIVIDUAL STATISTICS

**RUSHING (Att-Yds):** Jacksonville, L. Fournette 26-100, C. Ivory 9-42, B. Bortles 3-13, T. Bohanon 1-0. Houston, L. Miller 17-65, D. Watson 2-16, T. Ervin 3-8, D. Foreman 1-4.

**PASSING (C-A-Y-I):** Jacksonville, B. Bortles 11-21-125-0. Houston, D. Watson 12-23-102-1, T. Savage 7-13-62-0.

**RECEIVING (Rec-Yds):** Jacksonville, A. Hurns 3-42, L. Fournette 3-24, J. O'Shaughnessy 1-18, A. Robinson 1-17, A. Benn 1-12, C. Ivory 1-11, T. Bohanon 1-1. Houston, D. Hopkins 7-55, C. Fiedorowicz 4-46, T. Ervin 4-18, L. Miller 2-31, S. Anderson 2-13.

**SACKS (Sk-Yds):** Jacksonville, C. Campbell 4-17.5, Y. Ngakoue 2-13, M. Jackson 1-7, D. Fowler 1-6, L. McCray 1.5-7, A. Jones .5-3.5. Houston, none.

**INTERCEPTIONS (Int-Yds):** Jacksonville, T. Gipson 1-67. Houston, none.

**TACKLES (S-A-T):** Jacksonville, M. Jack 8-6-14, A. Bouye 5-1-6, C. Campbell 4-2-6, T. Gipson 4-2-6, B. Church 3-3-6, Y. Ngakoue 3-1-4, M. Jackson 3-0-3, D. Fowler 3-0-3, J. Ramsey 2-1-3, L. McCray 1-2-3, T. Smith 1-1-2, P. Posluszny 1-1-2, A. Jones 0-2-2, E. Ankou 1-0-1, D. Smoot 1-0-1, A. Colvin 1-0-1, S. Day 0-1-1. Houston, B. McKinney 3-6-9, K. Jackson 4-2-6, A. Hal 3-3-6, K. Johnson 3-2-5, W. Mercilus 3-2-5, D. Reader 2-3-5, C. Moore 3-1-4, Z. Cunningham 0-4-4, B. Dunn 3-0-3, M. Gilchrist 2-1-3, B. Cushing 1-2-3, J. Heath 1-1-2, C. Covington 1-1-2, J. Watt 1-0-1, J. Clowney 1-0-1, E. Pleasant 1-0-1, B. Scarlett 1-0-1, J. Joseph 0-1-1, B. Peters 0-1-1.

**MISSED FIELD GOAL:** Jacksonville, J. Myers 39WL. Houston, none.

Game summary via [HoustonTexans.com](http://HoustonTexans.com)

## TEAM NOTES

### THE TEXANS

- Held the Jaguars to 3-of-12 (25%) on third down
- Finished 5-for-12 (42%) on third down on offense
- Held the Jaguars to 280 total net yards, including just 125 net passing yards
- Gained 23 first downs (four passing, 11 rushing and eight by penalty) and held the Jaguars to 19 first downs
- Had 19 players record at least one tackle on defense

### SCORING PLAYS

- 3rd Quarter – WR **DeAndre Hopkins** caught a four-yard touchdown pass from QB **Deshaun Watson** to cap a 14-play, 75-yard drive (5:51). K **Ka'imi Fairbairn** made the extra point attempt

### MISCELLANEOUS NOTES

- The following six Texans players were captains for the game: ILB **Brian Cushing**, CB **Johnathan Joseph**, P **Shane Lechler**, ILB **Brian Peters**, QB **Tom Savage** and DE **J.J. Watt**
- The following seven Texans players were inactive for the game: RB **Alfred Blue**, T **Julién Davenport**, CB **Treston Decoud**, G **Kyle Fuller**, WR **Will Fuller V**, OLB **Ufomba Kamalu** and DE **Carlos Watkins**
- All 46 active Texans players appeared in the game
- Houston won the toss and elected to defer to the second half. Jacksonville chose to receive to start the game

## INDIVIDUAL PLAYER NOTES

### ILB BRIAN CUSHING

- Started and played in his 100th career regular season game, which gives him the fifth-most starts in team history and ties him with Owen Daniels for the ninth-most games played

### ILB ZACH CUNNINGHAM

- Had four total tackles, one pass defended and one special teams tackle in his NFL debut

### TE C.J. FIEDOROWICZ

- Caught four passes for 46 yards (11.5 avg.)

### S ANDRE HAL

- Finished tied for second on the team with six total tackles (three solo), including one tackle for loss

### WR DeANDRE HOPKINS

- Had a game-high seven receptions for a game-high 55 yards (7.9 avg.) and one touchdown reception
- Tied Kevin Walter (24) for the third-most receiving touchdowns in team history
- Started his 65th straight regular season game, which is the second-longest active streak among NFL wide receivers. Hopkins has recorded at least one reception in all 65 games

### CB KAREEM JACKSON

- Finished tied for second on the team with six total tackles (four solo)
- Played in his 101st career regular season game, passing Owen Daniels for the eighth-most games played in team history
- Passed Dunta Robinson (396) for the fourth-most career total tackles in Texans history

### P SHANE LECHLER

- Punted five times for 216 yards (43.2 avg.), including a 54-yard punt, and pinned two punts inside the 20-yard line
- Passed Tony Gonzalez (27) for the 21st-most career regular season games played in the NFL history
- Played in his 239th straight regular season game, which is the longest active streak in the NFL

### ILB BENARDRICK MCKINNEY

- Led the team with nine tackles (three solo)

### RB LAMAR MILLER

- Led the team with 65 rushing yards on 17 attempts (3.8 avg.)
- Caught two passes for 31 yards (15.5 avg.), including a game-high 26-yard reception from QB **Deshaun Watson**

### QB TOM SAVAGE

- Completed 7-of-13 passes (53.8%) for 62 yards, no touchdowns, no interceptions and a 66.8 passer rating

### QB DESHAUN WATSON

- Entered the game to start the second half and completed 12-of-23 passes (52.2%) for 102 yards, one touchdown, one interception and a 60.4 passer rating in his NFL debut
- Ran two times for 16 yards (8.0 avg.)
- Led Houston on a 14-play, 75-yard scoring drive (5:51) on the first possession of the second half that led to Houston's only score of the game. **Watson** was 5-for-8 passing for 37 yards and completed a four-yard touchdown pass to WR **DeAndre Hopkins** on the drive

### DE J.J. WATT

- Played in his first game since Week 3 at New England last season (9/22/16)
- Had one solo tackle and one quarterback hit
- Tied Dunta Robinson (84) for the 17th-most career regular season games played in team history

### LS JON WEEKS

- Played in his 113th straight regular season game, which passes Chris Myers (112 from 2008-14) for the third-longest streak in Texans history
- Passed Chris Myers (112) for the fifth-most career regular season games played in team history

# GAME SUMMARIES



## WEEK 2: Houston 13 at Cincinnati 9

52,942 • Paul Brown Stadium • Cincinnati, Ohio • Sept. 14, 2017



### GAME SUMMARY

In his first career NFL start, Deshaun Watson led the Texans to a 13-9 road win over the Cincinnati Bengals on Thursday Night Football.

Watson, celebrating his 22nd birthday, scored the lone touchdown in the win. The rookie quarterback completed 15-of-24 passes for 125 yards and added 67 yards on the ground, including a 49-yard touchdown run.

The Texans offense, dealing with multiple injuries heading into the short week, were without all three tight ends, starting right guard Jeff Allen and wide receiver Bruce Ellington. DeAndre Hopkins had a team-high seven receptions for 73 yards. Lamar Miller and D'Onta Foreman combined for 30 carries and 101 yards rushing.

Houston's defense recorded three sacks, including two by Benardrick McKinney, four quarterback hits, three passes defensed and one turnover in the win. Bengals quarterback Andy Dalton was 19-of-34 for 216 yards and no touchdowns. Houston held the Bengals to just 82 yards net rushing. Johnathan Joseph and Kevin Johnson both left the game early with injuries and did not return to the game.

The Texans took an early 3-0 lead when Jadeveon Clowney returned a fumble recovery 49 yards. Kareem Jackson's hit on wide receiver John Ross led to the fumble at Houston's 32-yard line. Ka'imi Fairbairn successfully added a 26-yard field goal late in the first quarter.

Watson scrambled for a 49-yard touchdown run in the second quarter. Watson's gain was the longest rush by a quarterback in Texans franchise history. Watson's touchdown capped off a nine-play, 94-yard scoring drive to give Houston a 10-3 lead with 0:50 remaining in the first half.

Randy Bullock kicked two field goals in the first half. His second kick, from 29 yards, came with just 0:02 left in the second quarter. The Bengals trailed 10-6 at halftime.

After a scoreless third quarter for Houston, Watson and the Texans offense orchestrated a scoring drive that began at their own 10-yard line. Hopkins caught three passes for 29 yards while Lamar Miller added a 19-yard run. Watson's 11-yard gain on third down set up a 42-yard field goal by Fairbairn. The Texans extended their lead 13-9 with 2:00 left in the fourth quarter.

With the win, the Texans improve to 1-1 on the season and will travel to Gillette Stadium to face the New England Patriots in Week 3.

Game summary via [HoustonTexans.com](http://HoustonTexans.com)

### SCORING

SCORE BY PERIODS	1	2	3	4	OT	Total
Houston Texans	3	7	0	3	0	13
Cincinnati Bengals	0	6	3	0	0	9

### SCORING DRIVES

Team	Qtr	Time	Play Description (Extra Point) (Drive Info)	HOU	CIN
Texans	1	1:28	K.Fairbairn 26 yd. Field Goal (6-12, 3:04)	3	0
Bengals	2	13:44	R.Bullock 39 yd. Field Goal (5-43, 2:44)	3	3
Texans	2	0:50	D.Watson 49 yd. run (K.Fairbairn kick) (9-94, 3:40)	10	3
Bengals	2	0:02	R.Bullock 29 yd. Field Goal (6-64, 0:48)	10	6
Bengals	3	6:26	R.Bullock 30 yd. Field Goal (17-63, 8:34)	10	9
Texans	4	1:56	K.Fairbairn 42 yd. Field Goal (13-66, 6:24)	13	9

### TEAM STATISTICS

	TEXANS	BENGALS
TOTAL FIRST DOWNS	14	12
THIRD DOWN EFFICIENCY	4-15-27%	4-15-27%
FOURTH DOWN EFFICIENCY	0-0-0%	1-2-50%
TOTAL NET YARDS	266	295
NET YARDS RUSHING	168	82
NET YARDS PASSING	98	213
PASS ATTEMPTS-COMPLETIONS-HAD INTERCEPTED	24-15-0	35-20-0
KICKOFFS Number-In End Zone-Touchbacks	4-4-2	4-3-3
PUNTS Number and Average	9-48.9	7-47.7
Net Punting Average	38.0	45.6
FGs - PATs Had Blocked	0-0	0-0
TOTAL RETURN YARDAGE (Not Including Kickoffs)	15	98
PENALTIES Number and Yards	10-89	9-94
FUMBLES Number and Lost	0-0	1-1
TOUCHDOWNS	1	0
EXTRA POINTS Made-Attempts	1-1	0-0
FIELD GOALS Made-Attempts	2-2	3-3
RED ZONE EFFICIENCY	0-1-0%	0-3-0%
GOAL TO GO EFFICIENCY	0-1-0%	0-0-0%
SAFETIES	0	0
FINAL SCORE	13	9
TIME OF POSSESSION	32:15	27:45

### INDIVIDUAL STATISTICS

**RUSHING (Att-Yds):** Houston, D. Watson 5-67, L. Miller 18-61, D. Foreman 12-40. Cincinnati, J. Mixon 9-36, J. Hill 6-17, J. Ross 1-12, G. Bernard 5-10, A. Dalton 2-5, A. Erickson 1-2.

**PASSING (C-A-Y-I):** Houston, D. Watson 15-24-125-0. Cincinnati, A. Dalton 20-35-224-0.

**RECEIVING (Rec-Yds):** Houston, D. Hopkins 7-73, L. Miller 3-26, T. Ervin 3-16, B. Miller 2-10. Cincinnati, A. Green 5-67, A. Erickson 4-62, B. LaFell 4-30, T. Eifert 3-42, G. Bernard 2-16, J. Mixon 1-5, J. Hill 1-2.

**SACKS (Sk-Yds):** Houston, K. Jackson 1-4, B. McKinney 2-7. Cincinnati, C. Smith 1-14, G. Atkins 2-13.

**INTERCEPTIONS (Int-Yds):** Houston, none. Cincinnati, none.

**TACKLES (S-A-T):** Houston, K. Jackson 5-2-7, J. Watt 5-1-6, B. McKinney 4-2-6, D. Reader 1-5-6, Z. Cunningham 4-0-4, J. Clowney 3-1-4, K. Johnson 3-1-4, E. Pleasant 3-0-3, J. Joseph 2-1-3, C. Moore 1-2-3, C. Covington 1-2-3, D. Cole 0-3-3, A. Hal 1-1-2, M. Gilchrist 1-0-1, J. Heath 0-1-1. Cincinnati, V. Rey 6-5-11, S. Williams 4-2-6, G. Iloka 4-2-6, C. Smith 3-3-6, A. Jones 5-0-5, N. Vigil 3-2-5, G. Atkins 2-3-5, J. Willis 1-4-5, C. Dunlap 2-2-4, D. Dennard 3-0-3, P. Sims 1-2-3, D. Kirkpatrick 2-0-2, K. Minter 1-1-2, R. Glasgow 0-2-2.

**MISSED FIELD GOAL:** Houston, none. Cincinnati, none.

## TEAM NOTES

### THE TEXANS

- Won their 110th game as a franchise (regular season and postseason combined)
- Improved their all-time regular season record against the Bengals to 6-4 overall and 4-2 on the road
- Won their third straight game against Cincinnati and sixth in the last seven head-to-head matchups
- Won their third straight game against the Bengals for the second time in franchise history
- Improved their record against the AFC North to 15-16 all-time
- Improved their record to 3-1 against the Bengals in the regular season under Head Coach **Bill O'Brien**
- Improved their record to 28-22 under Head Coach Bill O'Brien in the regular season
- Did not turn the ball over and finished plus-one in the turnover margin
- Held the Bengals to 4-of-15 (27%) on third down and 0-for-3 (0%) in the red zone
- Ran for 168 net rushing yards on 35 attempts, including 106 rushing yards on 18 attempts in the first half
- Held the Bengals to 295 total net yards, including just 82 net rushing yards and 213 net passing yards
- Held the Bengals to 12 first downs (four passing and eight rushing)

### SCORING PLAYS

- 1st Quarter – K Ka’imi Fairbairn made a 26-yard field goal attempt to give Houston a 3-0 lead
- 2nd Quarter – QB **Deshaun Watson** scored on a 49-yard run to give Houston a 10-3 lead after K Ka’imi Fairbairn made the extra point attempt. The drive was 9 plays, 94 yards and lasted 3:40
- 4th Quarter – K Ka’imi Fairbairn made a 42-yard field goal attempt to give Houston a 13-9 lead after a 13-play, 66-yard drive (6:24)

### MISCELLANEOUS NOTES

- The following five Texans players were captains for the game: CB **Johnathan Joseph**, P **Shane Lechler**, WR **DeAndre Hopkins**, OLB **Whitney Mercilus** and DE **J.J. Watt**
- The following six Texans players were inactive for the game: G **Jeff Allen**, TE **Stephen Anderson**, RB **Alfred Blue**, WR **Bruce Ellington**, WR **Will Fuller V** and TE **Ryan Griffin**
- The following four players made their NFL debut for the Texans: TE **Evan Baylis**, T **Julién Davenport**, CB **Treston Decoud** and G **Kyle Fuller**
- The following three Texans players were active but did not play in the game: OLB **Ufomba Kamalu**, QB **Tom Savage** and DE **Carlos Watkins**
- Cincinnati won the toss and elected to defer to the second half. Houston chose to receive to start the game

## INDIVIDUAL PLAYER NOTES

### OLB/DE JADEVEON CLOWNEY

- Compiled four total tackles (three solo), including one tackle for loss to go along with one pass defended and one fumble
- Recovered his first career fumble and returned it 49 yards to the Bengals 20-yard line in the first quarter. CB **Kareem Jackson** caused the fumble on Bengals WR **John Ross**

### ILB ZACH CUNNINGHAM

- Made his first career NFL start and compiled four total tackles (four solo) and two special teams tackles

### K KA'IMI FAIRBAIRN

- Made his first career field goal attempt, a 26 yarder in the first quarter to give Houston a 3-0 lead
- Made a 42-yard field goal attempt to give Houston a 13-9 lead after a 13-play, 66-yard drive (6:24)

### WR DeANDRE HOPKINS

- Had a game-high seven receptions for a game-high 73 receiving yards (10.4 avg.)
- Passed **Kevin Walter** (326) for the third-most receptions in Texans history
- Started his 66th straight regular season game, which is the second-longest active streak among NFL wide receivers. **Hopkins** has recorded at least one reception in all 66 games

### CB KAREEM JACKSON

- Led the team with seven total tackles (five solo) to go along with 1.0 sack, two tackles for loss and one forced fumble
- Picked up his first career sack when he took down Bengals QB **Andy Dalton** for a loss of four yards on Cincinnati's opening drive
- Forced a fumble on Bengals WR **John Ross** that was recovered by OLB/DE **Jadeveon Clowney** and returned 49 yards in the first quarter

### P SHANE LECHLER

- Punted nine times for 440 yards (48.9 avg.), including a 59-yard punt, and pinned two punts inside the 20-yard line
- Played in his 240th straight regular season game, which is the longest active streak in the NFL and tied for the eighth longest streak in NFL history

### ILB BENDARDRICK MCKINNEY

- Finished tied for second on the team with six tackles (four solo), including three tackles for loss and 2.0 sacks
- Recorded the first multi-sack game of his career
- Picked up his first sack of the season and seventh of his career when he took down Bengals QB **Andy Dalton** for a loss of four yards in the second quarter
- Sacked QB **Andy Dalton** in the fourth quarter for a loss of three yards to give him 2.0 sacks on the night
- Reached 200 total tackles for his career

### RB LAMAR MILLER

- Ran for 61 yards on a team-high 18 attempts (3.4 avg.)
- Caught three passes for 26 yards (8.7 avg.)

### NT D.J. READER

- Finished tied for second on the team with a career-high six total tackles (five solo)

## INDIVIDUAL PLAYER NOTES (CONT.)

### QB DESHAUN WATSON

- Made his first career NFL start and completed 15-of-24 passes (62.5%) for 125 yards, no touchdowns, no interceptions and a 75.9 passer rating
- Scored his first career rushing touchdown on a 49-yard run in the second quarter to give Houston a 10-3 lead. The rush was the longest ever by a Texans quarterback and first rushing touchdown by a rookie Texans quarterback since 2002 (D. Carr). The rush was also the 10th longest run in Texans history
- Ran five times for a game-high 67 yards (13.4 avg.), the most rushing yards by a quarterback in a single game in Texans history
- Became first rookie quarterback to record a touchdown in each of his first two career games in franchise history
- Led Houston on a 9-play, 94-yard scoring drive (3:40) in the second quarter to give the Texans a 10-3 lead after Watson's 49-yard rushing touchdown
- Led Houston on a 13-play, 66-yard drive (6:24) in the fourth quarter that led to a 42-yard field goal by K Ka'imi Fairbairn to give the Texans a 13-9 lead

### DE J.J. WATT

- Finished tied for second on the team with six total tackles (five solo), one quarterback hit and one pass defended
- Sealed the game with a tackle of Bengals C Russell Bodine as time expired
- Passed Morlon Greenwood (385) for the sixth-most total tackles in franchise history
- Passed Dunta Robinson (84) for the 17th-most career regular season games played in team history

### LS JON WEEKS

- Played in his 114th straight regular season game, which ties Chester Pitts (114 from 2002-09) for the second-longest streak in Texans history
- Tied Chester Pitts (114) for the fourth-most career regular season games played in team history

# GAME SUMMARIES



## WEEK 3: Houston 33 at New England 36

65,878 • Gillette Stadium • Foxborough, Mass. • Sept. 24, 2017



### GAME SUMMARY

The Houston Texans fell 36-33 on Sunday in a hard-fought loss to the New England Patriots in Foxborough.

Despite five touchdown passes by Tom Brady, the Texans nearly pulled off an upset against Bill Belichick and the Patriots, leading 33-28 lead with 0:29 remaining. But, Brady's final touchdown drive clinched the win for New England.

In his second NFL start, Deshaun Watson threw two touchdown passes while Jadeveon Clowney scored his first career NFL touchdown on a fumble recovery. Ka'imi Fairbairn was a perfect 4-for-4 on field goals for the day.

Watson completed 22-of-33 passes for 301 yards, two touchdowns and two interceptions, one of which came on the final Hail Mary play to end the game. Watson also rushed for 41 yards on eight carries. DeAndre Hopkins caught a team-high seven passes for 76 yards. Ryan Griffin and Bruce Ellington each snagged touchdown passes.

The Texans defense recorded five sacks, eight quarterback hits, seven tackles for loss, four forced fumbles and had one fumble recovery. Clowney had two sacks, three quarterback hits, four TFLs and one fumble recovery. J.J. Watt had two quarterback hits and three TFLs.

The Patriots took an early 7-0 lead after Brady's five-yard touchdown pass to Rob Gronkowski on New England's first possession.

Two drives later, Houston's defense pinned the Patriots deep in their own territory. Jadeveon Clowney was credited with a sack for a loss of nine yards and the Patriots were forced to punt from their own endzone after a three-and-out.

Houston's offense converted the short field into points. The Texans took an early 10-7 lead after Deshaun Watson threw a 29-yard touchdown pass to Ellington.

Brady added his second touchdown of the day after the Patriots defense picked off Watson. Cornerback Stephon Gilmore intercepted Watson's pass, intended for DeAndre Hopkins and returned it 39 yards. One play later, Chris Hogan scored on a seven-yard touchdown reception to give the Patriots a 14-10 lead with 12:33 left in the second quarter.

The Texans scored ten unanswered points in the second quarter. On the Patriots ensuing possession, Whitney Mercilus recorded a strip-sack on Brady. Clowney recovered the fumble and returned it 22 yards for a touchdown. The Texans took a 20-14 lead. Brady responded with a 47-yard touchdown pass to Chris Hogan and New England regained its lead, up 21-20 at halftime.

Both teams scored on their first possessions of the second half.

For the Texans, Watson connected with Ryan Griffin on a 12-yard touchdown pass. Griffin also made a 35-yard catch on 2nd-and-22 to extend the 10-play, 70-yard drive. The Texans trailed 28-27 with 7:16 left in the third quarter.

In the fourth quarter, D'Onta Foreman's 31-yard catch-and-run put the Texans in field-goal range. Watson escaped several defenders to make the play. Fairbairn's 31-yard kick gave Houston a 30-28 lead with 12:17 left in the game.

The Texans defense did not allow a single first down in the fourth quarter until the Patriots final possession of the game. Brady orchestrated an eight-play, 75-yard drive that ended in a 25-yard touchdown pass to Cooks. The Patriots successfully converted a two-point conversion on a pass attempt to Cooks and took a 36-33 lead.

Houston regained possession with 0:23 left in the game. Watson completed a 21-yard pass to Hopkins and ended the game on a Hail Mary pass in the endzone that was picked off by Duron Harmon.

The Texans fall to 1-2 and return home to NRG Stadium for the next three games. Houston will host the Tennessee Titans on Sunday, Oct. 1.

Game summary via [HoustonTexans.com](http://HoustonTexans.com)

### SCORING

SCORE BY PERIODS	1	2	3	4	OT	Total
Houston Texans	10	10	7	6	0	33
New England Patriots	7	14	7	8	0	36

### SCORING DRIVES

Team	Qtr	Time	Play Description (Extra Point) (Drive Info)	HOU	NE
Patriots	1	10:33	R.Gronkowski 5 yd. pass from T.Brady (S.Gostkowski kick) (7-51, 2:59)	0	7
Texans	1	7:22	K.Fairbairn 39 yd. Field Goal (6-57, 3:11)	3	7
Texans	1	1:51	B.Ellington 29 yd. pass from D.Watson (K.Fairbairn kick) (2-44, 0:40)	10	7
Patriots	2	12:25	C.Hogan 7 yd. pass from T.Brady (S.Gostkowski kick) (1-12, 0:32)	10	14
Texans	2	7:01	K.Fairbairn 40 yd. Field Goal (10-55, 5:24)	13	14
Texans	2	6:15	J.Clowney 22 yd. fumble return (K.Fairbairn kick)	20	14
Patriots	2	3:58	C.Hogan 47 yd. pass from T.Brady (S.Gostkowski kick) (6-75, 2:17)	20	21
Patriots	3	12:45	B.Cooks 42 yd. pass from T.Brady (S.Gostkowski kick) (5-81, 2:15)	20	28
Texans	3	7:12	R.Griffin 12 yd. pass from D.Watson (K.Fairbairn kick) (10-70, 5:33)	27	28
Texans	4	12:13	K.Fairbairn 31 yd. Field Goal (12-67, 4:29)	30	28
Texans	4	2:24	K.Fairbairn 36 yd. Field Goal (7-49, 3:31)	33	28
Patriots	4	0:23	B.Cooks 25 yd. pass from T.Brady (T.Brady-B.Cooks pass) (8-75, 2:01)	33	36

### TEAM STATISTICS

	TEXANS	PATRIOTS
TOTAL FIRST DOWNS	23	21
THIRD DOWN EFFICIENCY	6-14-43%	6-13-46%
FOURTH DOWN EFFICIENCY	0-0-0%	0-0-0%
TOTAL NET YARDS	417	396
NET YARDS RUSHING	125	59
NET YARDS PASSING	292	337
PASS ATTEMPTS-COMPLETIONS-HAD INTERCEPTED	33-22-2	35-25-0
KICKOFFS Number-In End Zone-Touchbacks	8-7-6	6-4-2
PUNTS Number and Average	4-58.5	6-45.3
Net Punting Average	45.3	38.7
FGs - PATs Had Blocked	0-0	0-0
TOTAL RETURN YARDAGE (Not Including Kickoffs)	20	104
PENALTIES Number and Yards	10-60	5-69
FUMBLES Number and Lost	2-0	4-1
TOUCHDOWNS	3	5
EXTRA POINTS Made-Attempts	3-3	5-5
FIELD GOALS Made-Attempts	4-4	0-0
RED ZONE EFFICIENCY	1-3-33%	2-2-100%
GOAL TO GO EFFICIENCY	0-0-0%	2-2-100%
SAFETIES	0	0
FINAL SCORE	33	36
TIME OF POSSESSION	33:38	26:22

### INDIVIDUAL STATISTICS

**RUSHING (Att-Yds):** Houston, L. Miller 14-56, D. Watson 8-41, D. Foreman 8-25, T. Ervin 1-4, B. Ellington 1(-1). New England, M. Gillislee 12-31, J. White 5-17, T. Brady 1-6, D. Lewis 2-5.

**PASSING (C-A-Y-I):** Houston, D. Watson 22-33-301-2. New England, T. Brady 25-35-378-0.

**RECEIVING (Rec-Yds):** Houston, D. Hopkins 7-76, R. Griffin 5-61, B. Ellington 4-59, D. Foreman 2-65, B. Miller 1-15, S. Anderson 1-14, L. Miller 1-7, T. Ervin 1-4. New England, R. Gronkowski 8-89, B. Cooks 5-131, C. Hogan 4-68, D. Amendola 3-48, D. Lewis 3-12, J. Hollier 1-19, J. White 1-11.

**SACKS (Sk-Yds):** Houston, J. Clowney 2-15, W. Mercilus 1-6, C. Covington 1-12, M. Gilchrist 1-8. New England, T. Flowers 1-2, C. Marsh 1-7.

**INTERCEPTIONS (Int-Yds):** Houston, none. New England, S. Gilmore 1-39, D. Harmon 1-12.

**TACKLES (S-A-T):** Houston, Z. Cunningham 3-4-7, J. Clowney 6-0-6, J. Watt 5-1-6, K. Jackson 5-1-6, W. Mercilus 5-0-5, B. McKinney 3-2-5, A. Hal 3-1-4, C. Covington 3-0-3, J. Banks 3-0-3, M. Gilchrist 2-1-3, E. Pleasant 1-2-3, D. Reader 1-2-3, C. Moore 2-0-2, J. Joseph 1-0-1, B. Scarlett 1-0-1, D. Cole 0-1-1. New England, K. Van Noy 9-2-11, D. McCourty 9-1-10, E. Roberts 6-3-9, T. Flowers 3-3-6, M. Brown 5-0-5, C. Marsh 4-0-4, S. Gilmore 4-0-4, J. Jones 3-0-3, L. Guy 2-1-3, M. Butler 2-1-3, A. Butler 1-2-3, D. Harmon 2-0-2, P. Chung 2-0-2, D. Wise 1-1-2, M. Flowers 0-1-1.

**MISSED FIELD GOAL:** Houston, none. New England, none.



## TEAM NOTES

### THE TEXANS

- Scored the most points a game since Week 16 of the 2015 season when they scored 34 on the road against the Tennessee Titans on 12/27/15
- Gained the most total net yards (417) since Week 5 of the 2015 season against the Colts (444 yards on 10/8/15)
- Outgained the Patriots in total net yards with a season-high 417 total (292 passing and 125 rushing) for Houston compared to 396 total (337 passing and 59 rushing) for New England
- Recorded 5.0 sacks as a team for a loss of 41 total yards, the most sacks in a game this season for Houston and most sacks in a game for the Texans since Week 1 of the 2016 season against the Bears (5.0 sacks on 9/11/16)
- Held the Patriots to just 59 rushing yards on 20 carries (3.0 avg.) and only one rushing first down
- Won the time of possession battle 33:38 to 26:22
- Had 23 first downs (13 passing, seven rushing and three by penalty) compared to the Patriots' 21 first downs (16 passing, one rushing and four by penalty)

### SCORING PLAYS

- 1st Quarter – K Ka'imi Fairbairn made a 39-yard field goal attempt to cut the Patriots lead to 7-3 after a six-play, 57-yard drive by Houston (3:11)
- 1st Quarter – WR Bruce Ellington caught a 29-yard touchdown pass from QB Deshaun Watson to give Houston a 10-7 lead after K Ka'imi Fairbairn made the extra point attempt following a two-play, 44-yard drive (0:40)
- 2nd Quarter – K Ka'imi Fairbairn made a 40-yard field goal attempt to cut the Patriots lead to 14-13 after a 10-play, 55-yard drive by Houston (5:24)
- 2nd Quarter – OLB/DE Jadeveon Clowney returned a fumble 22 yards from Patriots QB Tom Brady for a touchdown. OLB Whitney Mercilus caused the fumble on a sack and K Ka'imi Fairbairn made the extra point attempt to give Houston a 20-14 lead
- 3rd Quarter – TE Ryan Griffin caught a 12-yard touchdown pass from QB Deshaun Watson to cut New England's lead to 28-27 after K Ka'imi Fairbairn made the extra point attempt to cap off a 10-play, 70-yard drive (5:33)
- 4th Quarter – K Ka'imi Fairbairn made a 31-yard field goal attempt to give Houston a 30-28 lead following a 12-play, 67-yard drive (4:29)
- 4th Quarter – K Ka'imi Fairbairn made a 36-yard field goal attempt to give Houston a 33-28 lead following a seven-play, 49-yard drive (3:31)

### MISCELLANEOUS NOTES

- The following six Texans players were captains for the game: T Chris Clark, WR DeAndre Hopkins, CB Johnathan Joseph, P Shane Lechler, ILB Benardrick McKinney and DE J.J. Watt
- The following seven Texans players were inactive for the game: G Jeff Allen, RB Alfred Blue, WR Will Fuller V, CB Kevin Johnson, WR Andy Jones, T Jah Reid and DE Carlos Watkins
- The following player made his debut for the Texans: CB Johnthan Banks
- The following two Texans players were active but did not play in the game: OLB Ufomba Kamalu and QB Tom Savage
- New England won the toss and elected to defer to the second half. Houston chose to receive to start the game

## INDIVIDUAL PLAYER NOTES

### OLB/DE JADEVEON CLOWNEY

- Compiled six total tackles (six solo), 2.0 sacks for a loss of 15 total yards, one fumble recovery for a touchdown, three quarterback hits and four tackles for loss
- Recovered a fumble from Patriots QB Tom Brady and returned it 22 yards for a touchdown in the second quarter. It was the first touchdown of Clowney's career and his second career fumble recovery. OLB Whitney Mercilus caused the fumble
- Scored the first defensive touchdown by any player off a fumble by Patriots QB Tom Brady since Week 4 of the 2009 season against the Baltimore Ravens (10/4/09)
- Has now recovered a fumble in back-to-back games after a 49-yard fumble return last week at Cincinnati
- Recorded his second multi-sack game of his career and second against the Patriots. Clowney had 2.0 sacks against New England at NRG Stadium on 12/13/15
- Passed Brian Cushing (12.0) for the 9th-most sacks in team history
- Passed Connor Barwin (29) for the sixth-most tackles for loss in team history
- Recorded his first sack of the season, taking down Patriots QB Tom Brady in the first quarter for a loss of nine yards
- Recorded his second sack of the game, taking down Patriots QB Tom Brady in the first quarter for a six yard loss

### DE CHRISTIAN COVINGTON

- Made three total tackles (three solo), including 1.0 sack, and forced a fumble
- Recorded his first sack of the season and first forced fumble of his career when he strip-sacked Patriots QB Tom Brady for a loss of 12 yards in the third quarter. It was the fourth sack of Covington's career

### ILB ZACH CUNNINGHAM

- Led the team with a career-high seven total tackles (three solo) in his second career start

### WR BRUCE ELLINGTON

- Had four catches for 59 yards (14.8 avg.) and one touchdown
- Recorded his first reception and first touchdown reception as a member of the Texans
- Caught a 29-yard touchdown pass from QB Deshaun Watson in the first quarter to give Houston a 10-7 lead

### K KA'IMI FAIRBAIRN

- Scored a career-high 15 points, the most points scored by a Texans player this season
- Has made six straight field goal attempts this season, the most consecutive field goals made to start a Texans career in franchise history
- Connected on a 39-yard field goal attempt in the first quarter to cut the Patriots lead to 7-3 following a six-play, 57-yard drive (3:11)
- Made a 40-yard field goal attempt in the second quarter to cut the Patriots lead to 14-13 following a 10-play, 55-yard drive (5:24)
- Made a 31-yard field goal attempt in the fourth quarter to give Houston a 30-28 lead following a 12-play, 67-yard drive (4:29)
- Connected on a 36-yard field goal attempt to give Houston a 33-28 lead in the fourth quarter following a seven-play, 49-yard drive (3:31)

### RB D'ONTA FOREMAN

- Compiled 90 total scrimmage yards (25 rushing and 65 receiving)
- Had eight carries for 25 yards (3.1 avg.) and two catches for 65 yards (32.5 avg.)
- Caught a 34-yard pass from QB Deshaun Watson in the fourth quarter to set up a 31-yard field goal by K Ka'imi Fairbairn
- Caught a 31-yard pass from QB Deshaun Watson in the fourth quarter to help set up a 36-yard field goal by K Ka'imi Fairbairn

## INDIVIDUAL PLAYER NOTES (CONT.)

### S MARCUS GILCHRIST

- Recorded three tackles (two solo), 1.0 sack, one forced fumble and one pass defended
- Sacked Patriots QB Tom Brady in the fourth quarter for a loss of eight yards and caused a fumble on the play. It was the fourth sack of Gilchrist's career

### TE RYAN GRIFFIN

- Recorded his 100th career reception
- Had five receptions for 61 yards (12.2 avg.) and one touchdown
- Caught a 12-yard touchdown pass from QB Deshaun Watson in the third quarter to cut New England's lead to 28-27 following a 10-play, 70-yard drive (5:33). Griffin had three receptions for 50 yards on the drive, including a season-long 35 yard pass from Watson

### S ANDRE HAL

- Compiled four total tackles (three solo), one pass defended and a forced fumble
- Forced a fumble on Patriots TE Rob Gronkowski in the first quarter, the first forced fumble of his career

### WR DeANDRE HOPKINS

- Finished with seven receptions for 76 yards (10.9 avg.)
- Has recorded seven-or-more receptions in every game this season and four straight regular season games dating back to Week 17 of the 2016 season
- Passed Owen Daniels (4,617) for the second-most receiving yards in team history
- Passed Owen Daniels (4,617) for the third-most scrimmage yards in team history
- Started his 67th straight game, which is the second-longest active streak among NFL wide receivers. Hopkins has recorded at least one reception in all 67 career games

### CB KAREEM JACKSON

- Finished tied for second on the team with six total tackles (five solo) and recorded one pass defended

### P SHANE LECHLER

- Punted four times for 234 yards (58.5 avg.), including a 68-yard punt, and pinned two punts insided the 20 yard line
- Had a 68-yard punt in the first quarter, which is the third-longest punt in franchise history and tied for the second-longest punt in the NFL this season
- Played in his 241st straight regular season game, which is the longest active streak in the NFL and the eighth longest streak in NFL history
- Tied Norm Johnson (273) for the 20th-most career regular season games played in NFL history

### OLB WHITNEY MERCILUS

- Compiled five total tackles (five solo), 1.0 sack, one quarterback hit and one forced fumble
- Strip-sacked Patriots QB Tom Brady in the second quarter for his first sack of the season. OLB/DE Jadeveon Clowney recovered the fumble and returned it 22 yards for a touchdown to give Houston a 20-14 lead
- Recorded his first sack of the season and now has 38.5 in his career, which is the third most in team history
- Tied Antonio Smith (seven) for the fourth-most forced fumbles in team history

### RB LAMAR MILLER

- Ran for a game-high 56 yards on 14 carries (4.0 avg.)

### QB DESHAUN WATSON

- Completed 22-of-33 passes (66.7%) for 301 yards, two touchdowns, two interceptions and a 90.6 passer rating
- Ran for 41 yards on eight attempts (5.1 avg.)
- Became the first Texans quarterback to throw for 300-or-more yards in a game since Brian Hoyer against the Indianapolis Colts at home in Week 5 of the 2015 season (10/8/2015) and the first rookie Texans quarterback to throw for 300-or-more yards since T.J. Yates in Week 14 of the 2011 season on the road against the Cincinnati Bengals (12/11/11)
- Recorded his first multi-touchdown game of his career
- Completed a 29-yard touchdown pass to WR Bruce Ellington in the first quarter to give Houston a 10-7 lead. The completion was Watson's second career touchdown pass
- Completed a 12-yard touchdown pass to TE Ryan Griffin in the third quarter to cut New England's lead to 28-27 after a 10-play, 70-yard drive (5:33). Watson completed a career-long 35 yard pass to Griffin on the drive, which was also the longest completion of the season for Houston
- Led Houston on three scoring drives that were 10-or-more plays, including a 10-play, 70-yard drive that resulted in a 12-yard touchdown pass to TE Ryan Griffin

### DE J.J. WATT

- Compiled six total tackles (five solo), including a season-high three tackles for loss and two quarterback hits
- Recorded three tackles for loss in a game for the first time since Week 17 of the 2015 season against the Jacksonville Jaguars (1/3/16)
- Passed DeMeco Ryans (86) for the 16th-most regular season games played in franchise history

### LS JON WEEKS

- Played in his 115th straight regular season game, which passes Chester Pitts (114 from 2002-09) for the second-longest streak in Texans history
- Passed Chester Pitts (114 from 2002-09) for the fourth-most career regular season games played in franchise history

# GAME SUMMARIES



## WEEK 4: Houston 57 vs. Tennessee 14 71,804 • NRG Stadium • Houston, Texas • Oct. 1, 2017



### GAME SUMMARY

The Texans dominated the Titans on Sunday, capturing a 57-14 win at NRG Stadium, the most points scored in a game in Texans franchise history.

In his first start at NRG Stadium, Deshaun Watson threw four touchdown passes, completing 25-of-34 passes for 283 yards, and putting up a 125.0 passer rating. Watson also rushed for 24 yards and a touchdown. Lamar Miller recorded 131 yards from scrimmage (75 rushing, 56 passing) and scored two touchdowns. Will Fuller V also scored two touchdowns in his first game of the 2017 season. DeAndre Hopkins caught a team-high ten passes for 107 yards and a touchdown. Ka'imi Fairbairn was 3-of-3 on field goals, including a career-high 50-yard kick.

Marcus Mariota started the game but did not return after halftime due to a hamstring injury. Matt Cassel took over for the Titans offense in the second half. The Texans defense recorded four interceptions and one forced fumble. Andre Hal picked off Mariota twice. In the fourth quarter, Dylan Cole scored on a pick-six while Jadeveon Clowney recorded a strip sack.

Houston's defense forced its first turnover on the Titans opening drive when Hal picked off Marcus Mariota. Watson and the offense took over at the Tennessee 43-yard line. Bruce Ellington's 35-yard catch extended the drive which ended in a 2-yard touchdown run by Lamar Miller.

When the defense forced a three-and-out on back-to-back consecutive drives, Houston's offense capitalized. Watson threw touchdown passes to DeAndre Hopkins and Will Fuller V to cap off two 76-yard drives.

Mariota gave the Titans their first score of the day on a 35-yard touchdown run. The Titans trailed 21-7 with 11:44 left in the second quarter.

Ka'imi Fairbairn's 50-yard field goal capped off a 12-play, 43-yard drive and pushed the Texans out to a 24-7 lead.

The Titans responded with their second touchdown of the day with Mariota's two-yard score.

On the ensuing kickoff, undrafted rookie Chris Thompson added a 42-yard return. A defensive pass interference call gave Houston possession at the one-yard line. Watson rushed for the score just one play later. Houston took a 30-14 lead heading into halftime.

Watson threw two more touchdowns in the second half. Both Fuller and Miller caught touchdown passes from the rookie quarterback. Fairbairn added two more field goals in the fourth quarter, from 40 and 33 yards respectively.

Dylan Cole scored on a 25-yard defensive touchdown after intercepting Cassel to give the Texans a 54-14 lead. Tom Savage entered the game after a strip-sack by Clowney with 6:03 left in the game.

The Texans recorded 445 net yards of offense and converted 33 first downs in the win.

Houston improves to 2-2 on the season and will next host the Kansas City Chiefs on Sunday Night Football in Week 5.

Game summary via [HoustonTexans.com](http://HoustonTexans.com)

### SCORING

SCORE BY PERIODS	1	2	3	4	OT	Total
Tennessee Titans	0	14	0	0	0	14
Houston Texans	14	16	7	20	0	57

### SCORING DRIVES

Team	Qtr	Time	Play Description (Extra Point) (Drive Info)	TEN	HOU
Texans	1	12:13	L.Miller 2 yd. run (K.Fairbairn kick) (4-43, 1:48)	0	7
Texans	1	5:09	D.Hopkins 8 yd. pass from D.Watson (K.Fairbairn kick) (11-76, 5:07)	0	14
Texans	2	14:54	W.Fuller V 16 yd. pass from D.Watson (K.Fairbairn kick) (9-76, 3:47)	0	21
Titans	2	11:44	M.Mariota 34 yd. run (R.Succop kick) (5-75, 3:10)	7	21
Texans	2	6:01	K.Fairbairn 50 yd. Field Goal (12-43, 5:43)	7	24
Titans	2	1:50	M.Mariota 2 yd. run (R.Succop kick) (7-75, 4:11)	14	24
Texans	2	1:19	D.Watson 1 yd. run (kick failed, wl) (2-58, 0:31)	14	30
Texans	3	6:51	W.Fuller V 10 yd. pass from D.Watson (K.Fairbairn kick) (14-75, 8:09)	14	37
Texans	4	11:19	L.Miller 8 yd. pass from D.Watson (K.Fairbairn kick) (9-73, 5:27)	14	44
Texans	4	8:39	K.Fairbairn 40 yd. Field Goal (5-20, 2:16)	14	47
Texans	4	8:31	D.Cole 25 yd. interception return (K.Fairbairn kick)	14	54
Texans	4	3:34	K.Fairbairn 33 yd. Field Goal (4-0, 2:16)	14	57

### TEAM STATISTICS

	TITANS	TEXANS
TOTAL FIRST DOWNS	9	33
THIRD DOWN EFFICIENCY	2-8-25%	6-12-50%
FOURTH DOWN EFFICIENCY	0-0-0%	1-1-100%
TOTAL NET YARDS	195	445
NET YARDS RUSHING	86	173
NET YARDS PASSING	109	272
PASS ATTEMPTS-COMPLETIONS-HAD INTERCEPTED	20-10-4	34-25-1
KICKOFFS Number-In End Zone-Touchbacks	3-3-2	11-10-8
PUNTS Number and Average	5-49.2	2-61.0
Net Punting Average	48.4	59.5
FGs - PATs Had Blocked	0-0	0-0
TOTAL RETURN YARDAGE (Not Including Kickoffs)	10	49
PENALTIES Number and Yards	6-88	3-20
FUMBLES Number and Lost	1-1	0-0
TOUCHDOWNS	2	7
EXTRA POINTS Made-Attempts	2-2	6-7
FIELD GOALS Made-Attempts	0-0	3-3
RED ZONE EFFICIENCY	1-1-100%	6-9-67%
GOAL TO GO EFFICIENCY	1-1-100%	5-5-100%
SAFETIES	0	0
FINAL SCORE	14	57
TIME OF POSSESSION	20:19	39:41

### INDIVIDUAL STATISTICS

**RUSHING (Att-Yds):** Tennessee, M. Mariota 4-39, D. Murray 7-31, D. Henry 6-7, T. Taylor 1-6, D. Fluellen 1-3. Houston, L. Miller 19-75, D. Foreman 13-45, D. Watson 4-24, B. Ellington 1-13, A. Blue 4-12, W. Fuller V 1-4.

**PASSING (C-A-Y-I):** Tennessee, M. Mariota 6-10-96-2, M. Cassel 4-10-21-2. Houston, D. Watson 25-34-283-1.

**RECEIVING (Rec-Yds):** Tennessee, D. Walker 3-51, R. Matthews 3-49, E. Decker 2-13, D. Murray 2-4. Houston, D. Hopkins 10-107, L. Miller 4-56, W. Fuller V 4-35, B. Ellington 3-44, S. Anderson 2-28, R. Griffin 2-13.

**SACKS (Sk-Yds):** Tennessee, J. Casey 1-3, D. Morgan 1-8. Houston, D. Cole 1-1, J. Clowney 1-7.

**INTERCEPTIONS (Int-Yds):** Tennessee, K. Byard 1-7. Houston, A. Hal 2-3, D. Cole 1-25, M. Gilchrist 1-17.

**TACKLES (S-A-T):** Tennessee, K. Byard 4-5-9, W. Woodyard 4-5-9, J. Casey 5-2-7, L. Ryan 5-2-7, A. Jackson 5-0-5, B. Orakpo 4-1-5, A. Williamson 2-3-5, L. Sims 4-0-4, C. Riley 4-0-4, J. Brown 2-2-4, E. Walden 2-1-3, N. Palmer 0-3-3, D. Morgan 2-0-2, K. Klug 2-0-2, S. Williams 2-0-2, D. Searcy 0-2-2, D. Jones 1-0-1. Houston, D. Cole 3-2-5, A. Hal 1-3-4, M. Gilchrist 3-0-3, B. McKinney 3-0-3, J. Banks 3-0-3, K. Jackson 2-1-3, J. Clowney 2-0-2, J. Joseph 1-1-2, Z. Cunningham 1-1-2, C. Covington 1-1-2, B. Dunn 0-2-2, B. Scarlett 1-0-1, J. Heath 1-0-1, W. Mercilus 1-0-1, D. Reader 1-0-1, C. Watkins 0-1-1, C. Moore 0-1-1.

**MISSED FIELD GOAL:** Tennessee, none. Houston, none.

## TEAM NOTES

### THE TEXANS

- Scored the most points in a game in franchise history with 57 (previous record was 45 points in Week 13 of the 2014 season vs. Tennessee on 11/30/14) and scored a franchise-record seven total touchdowns
- Won by the largest margin of victory in franchise history with a 43-point victory (previous record was 34 in a 41-7 win at Tennessee in Week 7 of the 2011 season on 10/23/11)
- Scored the most points in a game by an NFL team since Seattle scored 58 in Week 14 of the 2012 season vs. Arizona on 12/9/12
- Became the first NFL team to score 50-or-more points in a game since Jacksonville scored 51 in Week 14 of the 2015 season vs. Indianapolis on 12/13/15
- Gained 445 yards on offense (173 rushing and 272 passing), which is the most yards gained in a game in team history since 457 yards in Week 13 of the 2014 season vs. Tennessee on 11/30/14
- Gained 33 first downs (10 rushing, 19 passing and four by penalty), which is the second-most first downs gained in a game in franchise history. Houston had 39 first downs in Week 11 of the 2012 season vs. Jacksonville on 11/18/12
- Had the second-most turnovers caused in a game in franchise history with five total (four interceptions and one fumble recovery). It was the first time Houston has caused five turnovers in a game since Week 12 of the 2008 season at Cleveland on 11/23/08
- Tied a franchise record with four interceptions. It was the third time in franchise history with four interceptions and first time since Week 10 of the 2006 season at Jacksonville on 11/12/06
- Went 6-for-12 (50%) on third down and held the Titans to 2-of-8 on third down (25%)
- Held the Titans to 195 total net yards (86 rushing and 109 passing) and just nine first downs (three rushing and six passing). Houston also didn't allow Tennessee to score in the second half
- Committed a season-low three penalties for 20 yards
- Committed only one turnover and caused five turnovers on the Titans for a plus-four turnover differential. Houston has won all 12 games in which they posted a positive turnover differential since 2015
- Scored points on five-of-six possessions in the first half for a total of 30 first half points scored, which is the second-most points scored in the first half in franchise history (Houston scored 34 points vs. Indianapolis in Week 1 of the 2011 season on 9/11/11)
- Scored 30-or-more points in back-to-back games for the first time since Week 16 (at Tennessee) and Week 17 (vs. Jacksonville) of the 2015 season
- Scored a touchdown on their first three offensive possessions for the first time since Week 7 of the 2008 season vs. Detroit (10/19/08)
- Scored a touchdown on their first two offensive possessions for the first time since Week 4 of the 2016 season vs. Tennessee (10/2/16)
- Scored a touchdown on their opening drive for the first time since Week 10 of the 2016 season at Jacksonville (11/13/16)
- Did not allow the Titans to gain a first down in the first quarter and held them to just 17 total yards (11 rushing, six passing) and 0-for-3 (0%) on third down in the first quarter
- Gained 179 total yards (44 rushing and 135 passing) in the first quarter, which is the third-most net yards gained in the first quarter in franchise history

### SCORING PLAYS

- 1st Quarter – RB **Lamar Miller** scored on a two-yard run on the Texans' first possession following a four-play, 43-yard drive (1:48) to give Houston a 7-0 lead. K **Ka'imi Fairbairn** made the extra point attempt
- 1st Quarter – WR **DeAndre Hopkins** caught an eight-yard touchdown pass from QB **Deshaun Watson** following an 11-play, 76-yard drive (5:07) on the Texans' second offensive possession to give Houston a 14-0 lead after K **Ka'imi Fairbairn** made the extra point attempt
- 2nd Quarter – WR **Will Fuller V** caught a 16-yard touchdown pass from QB **Deshaun Watson** following a nine-play, 76-yard drive (3:47) to give Houston a 21-0 lead after K **Ka'imi Fairbairn** made the extra point attempt
- 2nd Quarter – K **Ka'imi Fairbairn** made a 50-yard field goal following a 12-play, 43-yard drive (5:43) to give Houston a 24-7 lead
- 2nd Quarter – QB **Deshaun Watson** scored on a one-yard run following a two-play, 58-yard drive (0:31) to give Houston a 30-14 lead. K **Ka'imi Fairbairn**'s extra point attempt was no good
- 3rd Quarter – WR **Will Fuller V** caught a 10-yard touchdown pass from QB **Deshaun Watson** following a 14-play, 74-yard drive (8:09) to give Houston a 37-14 lead after K **Ka'imi Fairbairn** made the extra point attempt
- 4th Quarter – RB **Lamar Miller** caught an eight-yard touchdown pass from QB **Deshaun Watson** following a nine-play, 73-yard drive (5:27) to give Houston a 44-14 lead after K **Ka'imi Fairbairn** made the extra point attempt
- 4th Quarter – K **Ka'imi Fairbairn** made a 40-yard field goal following a five-play, 20-yard drive (2:16) to give Houston a 47-14 lead
- 4th Quarter – ILB **Dylan Cole** intercepted a pass from Titans QB **Matt Cassel** and returned it 25 yards for a touchdown to give Houston a 54-14 lead after K **Ka'imi Fairbairn** made the extra point attempt
- 4th Quarter – K **Ka'imi Fairbairn** made a 33-yard field goal following a four-play, zero-yard drive (2:16) to give Houston a 57-14 lead

### MISCELLANEOUS NOTES

- The following seven Texans players were captains for the game: T **Breno Giacomini**, TE **Ryan Griffin**, CB **Kareem Jackson**, P **Shane Lechler**, ILB **Benardrick McKinney**, OLB **Whitney Mercilus** and DE **J.J. Watt**
- The following seven Texans players were inactive for the game: CB **Marcus Burley**, CB **Kevin Johnson**, OLB **Ufomba Kamalu**, T **Kendall Lamm**, C **Greg Mancz**, WR **Braxton Miller** and T **Jah Reid**
- The following two players made their debut for the Texans: WR **Chris Thompson** and DE **Carlos Watkins**
- All 46 active players appeared in the game for the Texans
- Tennessee won the toss and elected to receive to start the game

## INDIVIDUAL PLAYER NOTES

### T CHRIS CLARK

- Played in his 100th career game

### OLB/DE JADEVEON CLOWNEY

- Compiled two total tackles (two solo), 1.0 sack for a loss of seven yards, one tackle for loss and one forced fumble
- Sacked and forced a fumble on Titans QB **Matt Cassel** in the fourth quarter that was recovered by NT **Brandon Dunn**. It was the third forced fumble of Clowney's career and first this season
- Passed **Jason Babin** (13) for the eighth-most sacks in Texans history. Clowney has 13.5 career sacks and 3.0 sacks this season

## INDIVIDUAL PLAYER NOTES (CONT.)

### ILB DYLAN COLE

- Had five total tackles (three solo), 1.0 sack and one interception returned for a touchdown
- Became the first rookie in NFL history with five-or-more total tackles, one-or-more sacks and one interception returned for a touchdown in the same game
- Became first rookie to record an interception for a touchdown in franchise history and first Texans player with a pick-six since CB Kareem Jackson in Week 10 of the 2016 season
- Became second linebacker in franchise history with a pick-six in a game, joining ILB Brian Cushing

### NT BRANDON DUNN

- Recovered a fumble from Titans QB Matt Cassel that was caused by OLB/DE Jadeveon Clowney in the fourth quarter. It was the first fumble recovery of Dunn's career

### K KA'IMI FAIRBAIRN

- Tied his career-high with 15 points scored, which is tied for the most points scored by a Texans player this season and the second time he has scored 15 points in a game this year (Week 3 at New England)
- Has made nine straight field goal attempts this season, the most consecutive field goals made to start a Texans career in franchise history
- Was 3-for-3 on field goal attempts and 6-for-7 on extra point attempts in the game
- Recorded his first career tackle on a kickoff in the fourth quarter
- Hit a career-long 50-yard field goal in the second quarter following a 12-play, 43-yard drive (5:43) to give Houston a 24-7 lead
- Made a 40-yard field goal in the fourth quarter following a five-play, 20-yard drive (2:16) to give Houston a 47-14 lead
- Connected on a 33-yard field goal in the fourth quarter to give Houston a 57-14 lead

### WR WILL FULLER V

- Played in his first game this season after missing Weeks 1-3 with a shoulder injury
- Recorded his first career multi-touchdown game and first two receiving touchdowns of the season
- Finished the game with four receptions for 35 yards (8.8 avg.) and two touchdowns
- Scored his fourth career receiving touchdown and passed 50 career receptions (51)
- Caught a 16-yard touchdown pass from QB Deshaun Watson in the second quarter to give Houston a 21-0 lead after K Ka'imi Fairbairn made the extra point attempt. The scoring drive was nine plays for 76 yards and lasted 3:47
- Caught a 10-yard touchdown pass from QB Deshaun Watson in the third quarter to give Houston a 37-14 lead after K Ka'imi Fairbairn made the extra point attempt. The scoring drive was 14 plays for 75 yards and lasted 8:09

### S MARCUS GILCHRIST

- Started his first game of the season and recorded three total tackles (three solo) and one interception
- Intercepted Titans QB Matt Cassel in the fourth quarter and returned it 17 yards. It was his first interception of the season and 11th of his career

### S ANDRE HAL

- Recorded his first two interceptions of the season and now has eight in his career
- Had his second career multi-interception game and first since Week 6 of the 2015 season at Jacksonville on 10/18/15
- Intercepted Titans QB Marcus Mariota on the opening drive of the game and returned it three yards
- Intercepted Titans QB Marcus Mariota in the second quarter for his second career multi-interception game
- Tied Brian Cushing (eight) for the seventh-most interceptions in franchise history
- Tied Quintin Demps (24) for the 15th-most passes defended in team history
- Also had four total tackles (one solo) in the game

### WR DeANDRE HOPKINS

- Finished with a season-high 10 receptions for a season-high 107 yards (10.7 avg.) and one touchdown
- Recorded his third career game with 10-or-more receptions and first since Week 6 of the 2015 season at Jacksonville (10/18/15)
- Recorded his 14th career game with 100-or-more receiving yards and first since Week 17 last season at Tennessee (11/1/17)
- Has seven-or-more receptions in five straight regular season games (dating back to Week 17 last year), the longest streak in his career with seven-or-more receptions in a game and longest active streak in the NFL
- Caught an eight-yard touchdown pass from QB Deshaun Watson on the Texans' second offensive possession to give Houston a 14-0 lead following an 11-play, 76-yard drive (5:07)
- Reached 25 career touchdown receptions
- Passed Kevin Walter (24) for the third-most career receiving touchdowns in Texans history
- Passed Kevin Walter (150) for the ninth-most career points scored in franchise history
- Tied Kevin Walter (25) for the fifth-most overall touchdowns in team history
- Started his 68th straight game, which is the second-longest active streak among NFL wide receivers. Hopkins has recorded at least one reception in all 68 career games

### CB JOHNATHAN JOSEPH

- Had two total tackles (one solo) and one pass defended
- Reached 600 total tackles for his NFL career, joining Terence Newman as the only active cornerbacks to reach the 600-tackle mark
- Passed Antonio Smith and Eric Winston (92) for the 12th-most games played in team history

### P SHANE LECHLER

- Punted two times for 122 yards (61.0 avg.), including a 61-yard punt, and pinned one punt inside the 20-yard line
- Played in his 242nd straight regular season game, which is the longest active streak in the NFL and the eighth longest streak in NFL history
- Passed Norm Johnson (273) for the 20th-most career regular season games played in NFL history

## INDIVIDUAL PLAYER NOTES (CONT.)

### RB LAMAR MILLER

- Ran for a game-high and season-best 75 yards on 19 carries (3.9 avg.) and one touchdown
- Caught four pass for 56 yards (14.0 avg.) and one touchdown
- Scored his first touchdown of the season on a two-yard run on the Texans' opening drive to give Houston a 7-0 lead
- Caught an eight-yard touchdown pass from QB **Deshaun Watson** following a nine-play, 73-yard drive (5:27) to give Houston a 44-14 lead after K **Ka'imi Fairbairn** made the extra point attempt
- Reached 25 career rushing touchdowns and five career receiving touchdowns
- Tied **Derrick Ward** (six) for the eighth-most rushing touchdowns in team history

### WR CHRIS THOMPSON

- Returned a kick for 42 yards in the second quarter on his first career kickoff return attempt. The return was the longest of the season for the Texans
- The return set up a one-yard touchdown run by QB **Deshaun Watson** to give Houston a 30-14 lead just two plays later

### QB DESHAUN WATSON

- Completed 25-of-34 passes (73.5%) for 283 yards, four touchdowns, one interception and a 125.0 passer rating
- Ran for 24 yards on four attempts (6.0 avg.) and one rushing touchdown
- Became the only rookie in NFL history with seven-or-more pass touchdowns and two-or-more rushing touchdowns in his team's first four games of a season
- Scored five total touchdowns, which is tied for the second most touchdowns scored by a rookie in NFL history behind **Gale Sayers'** six touchdowns in 1965 and tied for the most touchdowns in a game by a rookie quarterback in NFL history
- Became the third rookie quarterback in NFL history with four-or-more touchdown passes and one-or-more rushing touchdowns and first since **Fran Tarkenton** in 1961
- Became the fourth rookie NFL quarterback since 2000 to post three-or-more touchdown passes and one-or-more rushing touchdowns in a single game
- Became the second quarterback in franchise history with two-or-more passing touchdowns and one-or-more rushing touchdowns in the same game, joining **Brandon Weeden** who did it in Week 16 of the 2015 season at Tennessee (12/27/15)
- Became the first rookie quarterback in team history with three-or-more touchdown passes in a game
- Led Houston on five scoring drives of nine-or-more plays
- Led Houston on four-play, 43-yard (1:48) scoring drive on the Texans' first possession. It was the first touchdown scored on the opening drive for Houston since Week 10 of the 2016 season at Jacksonville (11/13/16). Watson completed a game-high 35-yard pass to WR **Bruce Ellington** on the Texans' opening drive to set up a two-yard touchdown run by RB **Lamar Miller** and give Houston a 7-0 lead
- Led Houston on an 11-play, 76-yard scoring drive on the second offensive possession that resulted in an eight-yard touchdown pass to WR **DeAndre Hopkins**. It was the first time the Texans scored on their first two offensive possessions since Week 4 of the 2016 season vs. Tennessee (10/2/16)
- Led Houston on a nine-play, 76-yard scoring drive (3:47) that resulted in a 16-yard touchdown pass to WR **Will Fuller V** to give Houston a 21-0 lead. It was the first time the Texans have scored a touchdown on each of their first three offensive possessions since Week 7 of the 2008 season vs. Detroit (10/19/08)
- Scored on a one-yard touchdown run in the second quarter following a two-play, 58-yard drive (0:31) to give Houston a 30-14 lead after WR **Chris Thompson's** season-long 42-yard kickoff return

- Led Houston on a 14-play, 75-yard drive (8:09) that resulted in a 10-yard touchdown pass to WR **Will Fuller V** to give Houston a 37-14 lead
- Led Houston on a nine-play, 73-yard drive that resulted in an eight-yard touchdown pass to RB **Lamar Miller** to give Houston a 44-14 lead

### DE J.J. WATT

- Tied **Glover Quin** (47) for the fifth-most passed defended in Texans history

# GAME SUMMARIES



## WEEK 5: Houston 34 vs. Kansas City 42 71,835 • NRG Stadium • Houston, Texas • Oct. 8, 2017



### GAME SUMMARY

The Houston Texans fell 42-34 to the Kansas City Chiefs, losing more than just a primetime Sunday night game. The Texans defense suffered a big blow, losing both J.J. Watt and Whitney Mercilus on the opening series.

Despite the loss, Deshaun Watson threw for 261 yards, five touchdown passes, which tied an NFL rookie record. The Texans rookie quarterback also rushed for 31 yards on three carries. DeAndre Hopkins had 52 yards receiving and three touchdowns catches. Will Fuller V scored two touchdowns. The Texans rushed for 144 yards, led by Lamar Miller who had 74 yards on 15 carries.

Alex Smith was 29-of-37 for 324 yards and threw three touchdown passes. Kareem Hunt rushed for 107 yards on 29 carries. Harrison Butker was 5-of-5 in field goal attempts from 35, 42, 41, 35, 49 yards. The Chiefs punted just twice, scoring on 8-of-10 possessions.

The Texans fell behind early, who scored 16 unanswered points to begin the game. On the opening drive, Mercilus exited with a chest injury and did not return. Watt was carted off the field after he suffered a tibial plateau fracture to his left leg.

Smith threw two touchdown passes to Charcandrick West in the first half, while Harrison Butker added three field goals. After D'Onta Foreman's fumble in Houston territory, the Chiefs recovered and converted the turnover into three points. Houston trailed 16-0 with a 4:21 left in the second quarter.

Watson orchestrated just one scoring drive in the first half, which came on the following drive. Foreman rushed for a 25-yard gain on the drive immediately after Watson's 13-yard scramble for a first down. Hopkins caught a 6-yard touchdown pass to cap off an eight-play, 75-yard drive.

Watson connected with Fuller on two touchdown passes in the second half.

On fourth-and-1 late in the third quarter, Fuller made a nine-yard touchdown catch.

With 12:00 in the fourth quarter, Watson's deep pass to Fuller resulted in a 48-yard touchdown. The Texans moved within one score, 26-20.

The Chiefs answered with a score of their own. Smith threw his third touchdown pass on a 10-yard catch by DeAnthony Thomas. After a failed two-point conversion, Kansas City took a 32-20 lead.

After a three-and-out series by Houston, Tyreek Hill added a 82-yard punt return for another Chiefs touchdown. Kansas City extended its lead 39-20 with 7:41 remaining.

Hopkins caught two touchdown passes to end the Houston's final two drives of the game.

The Texans fall to 2-3 on the season and will host the (0-5) Cleveland Browns in Week 6.

Game summary via [HoustonTexans.com](http://HoustonTexans.com)

### SCORING

SCORE BY PERIODS	1	2	3	4	OT	Total
Kansas City Chiefs	3	20	0	19	0	42
Houston Texans	0	7	6	21	0	34

### SCORING DRIVES

Team	Qtr	Time	Play Description (Extra Point) (Drive Info)	KC	HOU
Chiefs	1	6:53	H.Butker 35 yd. Field Goal (15-64, 8:07)	3	0
Chiefs	2	11:23	H.Butker 42 yd. Field Goal (11-65, 6:26)	6	0
Chiefs	2	5:45	C.West 8 yd. pass from A.Smith (H.Butker kick) (9-62, 4:52)	13	0
Chiefs	2	4:17	H.Butker 41 yd. Field Goal (4-3, 0:55)	16	0
Texans	2	1:49	D.Hopkins 6 yd. pass from D.Watson (K.Fairbairn kick) (8-75, 2:28)	16	7
Chiefs	2	0:34	C.West 4 yd. pass from A.Smith (H.Butker kick) (7-75, 1:15)	23	7
Texans	3	3:20	W.Fuller V 9 yd. pass from D.Watson (pass failed) (7-78, 3:58)	23	13
Chiefs	4	14:01	H.Butker 35 yd. Field Goal (10-58, 4:19)	26	13
Texans	4	12:00	W.Fuller V 48 yd. pass from D.Watson (K.Fairbairn kick) (5-70, 2:01)	26	20
Chiefs	4	8:57	D.Thomas 10 yd. pass from A.Smith (pass failed) (6-70, 3:03)	32	20
Chiefs	4	7:22	T.Hill 82 yd. punt return (H.Butker kick)	39	20
Texans	4	2:57	D.Hopkins 34 yd. pass from D.Watson (pass failed) (3-37, 0:24)	39	26
Chiefs	4	1:08	H.Butker 49 yd. Field Goal (4-5, 1:49)	42	26
Texans	4	0:00	D.Hopkins 1 yd. pass from D.Watson (D.Watson run) (7-75, 1:08)	42	34

### TEAM STATISTICS

	CHIEFS	TEXANS
TOTAL FIRST DOWNS	29	20
THIRD DOWN EFFICIENCY	9-16-56%	3-10-30%
FOURTH DOWN EFFICIENCY	0-0-0%	1-1-100%
TOTAL NET YARDS	450	392
NET YARDS RUSHING	127	144
NET YARDS PASSING	323	248
PASS ATTEMPTS-COMPLETIONS-HAD INTERCEPTED	37-29-0	31-16-0
KICKOFFS Number-In End Zone-Touchbacks	10-10-8	5-3-2
PUNTS Number and Average	2-43.0	5-48.0
Net Punting Average	18.5	32.2
FGs - PATs Had Blocked	0-0	0-0
TOTAL RETURN YARDAGE (Not Including Kickoffs)	79	49
PENALTIES Number and Yards	6-64	7-59
FUMBLES Number and Lost	1-0	1-1
TOUCHDOWNS	4	5
EXTRA POINTS Made-Attempts	3-4	3-5
FIELD GOALS Made-Attempts	5-5	0-0
RED ZONE EFFICIENCY	3-5-60%	3-3-100%
GOAL TO GO EFFICIENCY	1-1-100%	2-2-100%
SAFETIES	0	0
FINAL SCORE	42	34
TIME OF POSSESSION	38:17	21:43

### INDIVIDUAL STATISTICS

**RUSHING (Att-Yds):** Kansas City, K. Hunt 29-107, A. Smith 5-19, C. West 1-1. Houston, L. Miller 15-74, D. Foreman 4-34, D. Watson 3-31, W. Fuller V 1-5.

**PASSING (C-A-Y-I):** Kansas City, A. Smith 29-37-324-0. Houston, D. Watson 16-31-261-0.

**RECEIVING (Rec-Yds):** Kansas City, T. Kelce 8-98, T. Hill 4-68, C. Conley 3-46, D. Harris 3-21, K. Hunt 3-9, R. Travis 2-26, A. Wilson 2-18, C. West 2-12, D. Robinson 1-16, D. Thomas 1-10. Houston, D. Hopkins 4-52, S. Anderson 2-63, W. Fuller V 2-57, B. Ellington 2-30, R. Griffin 2-22, L. Miller 2-15, C. Thompson 1-19, D. Foreman 1-3.

**SACKS (Sk-Yds):** Kansas City, D. Sorensen 0.5-3, F. Zombo 0.5-3, J. Houston 1.5-4, C. Jones 0.5-3. Houston, J. Heath 1-1.

**INTERCEPTIONS (Int-Yds):** Kansas City, none. Houston, none.

**TACKLES (S-A-T):** Kansas City, R. Parker 5-3-8, D. Sorensen 4-2-6, F. Zombo 4-1-5, D. Johnson 2-3-5, B. Logan 3-0-3, J. Houston 2-1-3, A. Bailey 2-1-3, P. Gaines 2-1-3, M. Peters 2-0-2, C. Jones 1-1-2, T. Mitchell 1-1-2, E. Murray 1-0-1, R. Miller 1-0-1, K. Pierre-Louis 1-0-1. Houston, M. Gilchrist 7-2-9, A. Hal 4-5-9, Z. Cunningham 4-5-9, J. Joseph 5-1-6, B. McKinney 3-3-6, K. Jackson 3-2-5, D. Cole 2-3-5, J. Heath 4-0-4, B. Scarlett 3-1-4, D. Reader 2-2-4, J. Banks 2-2-4, B. Dunn 3-0-3, C. Covington 2-1-3, J. Clowney 1-2-3, J. Watt 0-2-2, E. Pleasant 1-0-1, U. Kamalu 1-0-1.

**MISSED FIELD GOAL:** Kansas City, none. Houston, none.

## TEAM NOTES

### THE TEXANS

- Scored five touchdowns for the second straight game. It is the first time in team history the Texans have scored five-or-more touchdowns in back-to-back games and Houston is the only team in the NFL with five-or-more touchdowns in back-to-back games this season
- Have scored 30-or-more points in three straight games for the second time in franchise history. Houston is the second team in the NFL with 30-or-more points in three straight games this season (New England in Weeks 2-4)
- Gained 392 yards on offense (144 rushing, 248 passing) and 20 first downs (six rushing, 13 passing, one by penalty)
- Had two players with two-or-more receiving touchdowns in the same game for the first time in franchise history
- Outgained the Chiefs on the ground with 144 rushing yards compared to 127 for Kansas City
- Converted their only fourth down attempt of the game on a nine-yard touchdown pass from QB **Deshaun Watson** to WR **Will Fuller V** in the third quarter

### SCORING PLAYS

- 2nd Quarter – WR **DeAndre Hopkins** caught a six-yard touchdown pass from QB **Deshaun Watson** following an eight-play, 75-yard drive (2:28) to cut the Chiefs' lead to 16-7 after K **Ka'imi Faibairn** made the extra point attempt
- 3rd Quarter – WR **Will Fuller V** caught a nine-yard touchdown pass from QB **Deshaun Watson** on fourth down following a seven-play, 78-yard drive (3:58) to cut the Chiefs' lead to the 23-13. The two-point conversion attempt failed
- 4th Quarter – WR **Will Fuller V** caught a 48-yard touchdown pass from QB **Deshaun Watson** following a five-play, 70-yard drive (2:01) to cut the Chiefs' lead to the 26-20 after K **Ka'imi Faibairn** made the extra point attempt
- 4th Quarter – WR **DeAndre Hopkins** caught a 34-yard touchdown pass from QB **Deshaun Watson** in the fourth quarter following a three-play, 37-yard drive (0:24). The two-point conversion attempt failed
- 4th Quarter – WR **DeAndre Hopkins** caught a one-yard touchdown pass from QB **Deshaun Watson** in the fourth quarter following a seven-play, 75-yard drive (1:08). Watson ran in the two-point conversion attempt

### MISCELLANEOUS NOTES

- The following six Texans players were captains for the game: T **Breno Giacomini**, P **Shane Lechler**, C **Nick Martin**, ILB **Benardrick McKinney**, NT **D.J. Reader** and DE **J.J. Watt**
- The following seven Texans players were inactive for the game: CB **Treston Decoud**, G **Kyle Fuller**, ILB **Ben Heeney**, CB **Kevin Johnson**, WR **Braxton Miller**, T **Jah Reid** and DE **Carlos Watkins**
- The following player made his debut for the Texans: S **Marcus Cromartie**
- The following two Texans players were active but did not play in the game: C **Greg Mancz** and QB **Tom Savage**
- Houston won the toss and elected to defer. Kansas City chose to receive to start the game

## INDIVIDUAL PLAYER NOTES

### TE STEPHEN ANDERSON

- Finished with two receptions for a team-high 63 yards (31.5 avg.), including a 42-yard catch in the fourth quarter

### ILB ZACH CUNNINGHAM

- Finished tied for first on the team with a career-high nine total tackles (four solo) and a forced fumble
- Caused the first forced fumble of his career

### WR WILL FULLER V

- Finished with two receptions for 57 yards (28.5 avg.) and tied a career-high two touchdown receptions
- Caught his third and fourth touchdown passes of the season to set a new single-season career-high
- Becomes the second player in franchise history to record two-or-more touchdown receptions in consecutive games (**Andre Johnson** - 2013)
- Has caught a touchdown in back-to-back games for the first time in his career
- Caught a nine-yard touchdown pass from QB **Deshaun Watson** on fourth down in the third quarter following a seven-play, 78-yard drive (3:58)
- Caught a 48-yard touchdown pass from QB **Deshaun Watson** in the fourth quarter following a five-play, 70-yard scoring drive (2:01)
- Now has six career touchdown receptions

### S MARCUS GILCHRIST

- Finished tied for first on the team and tied his career-high with nine total tackles (seven solo)

### S ANDRE HAL

- Finished tied for first on the team with a career-high nine total tackles (four solo) and had one pass defensed
- Passed **Quintin Demps** (24) for the 15th-most passes defensed in team history

### DE JOEL HEATH

- Compiled four total tackles (four solo) and 1.0 sack
- Recorded his first sack of the season and third of his career when he took down Chiefs QB **Alex Smith** in the second quarter for a loss of one yard

### WR DeANDRE HOPKINS

- Finished with a team-leading four receptions for 52 yards (13.0 avg.) and three touchdowns
- Tied a franchise single-game high and set a single-game career-high with three touchdown receptions
- Becomes second player in team history with three-or-more touchdown receptions in the same game, joining **Andre Johnson** (3) in Week 9 of the 2013 season vs. Indianapolis
- Caught his third, fourth and fifth touchdown passes of the season and now has 28 in his career
- Caught a six-yard touchdown pass from QB **Deshaun Watson** in the second quarter following an eight-play, 75-yard drive (2:28)
- Caught a 34-yard touchdown pass from QB **Deshaun Watson** in the fourth quarter following a three-play, 37-yard drive (0:24)
- Caught a one-yard touchdown pass from QB **Deshaun Watson** in the fourth quarter following a seven-play, 75-yard drive (1:08)
- Has caught a touchdown in back-to-back games this season
- Passed **Kevin Walter** (25) for the fifth-most overall touchdowns in team history
- Started his 69th straight game, which is the second-longest active streak among NFL wide receivers. Hopkins has recorded at least one reception in all 69 career games



## INDIVIDUAL PLAYER NOTES (CONT.)

### CB JOHNATHAN JOSEPH

- Made his 150th career start and finished tied for second on the team with six total tackles (five solo)

### P SHANE LECHLER

- Punted five times for 240 yards (48.0 avg.), including a 58-yard punt, and pinned three punts inside the 20-yard line
- Played in his 243rd straight regular season game, which is the longest active streak in the NFL and tied Bill Romanowski (243) for the seventh-longest in NFL history

### ILB BENARDRICK MCKINNEY

- Finished tied for second on the team with six total tackles (three solo), including two tackles for loss
- Passed Bernard Pollard (214) for the 16th-most total tackles in franchise history

### RB LAMAR MILLER

- Ran for a team-high 74 yards on 15 carries (4.9 avg.) and caught two passes for 15 yards (7.5 avg.)
- Passed Ron Dayne (1,385) for the sixth-most rushing yards in team history

### WR CHRIS THOMPSON

- Caught a 19-yard pass from QB Deshaun Watson in the first quarter for his first NFL reception

### QB DESHAUN WATSON

- Completed 16-of-31 passes (51.6%) for 261 yards, five touchdowns, no interceptions and a 119.8 passer rating
- Ran for 31 yards on three attempts (10.3 avg.)
- Becomes the first rookie quarterback in NFL history with five-or-more total touchdowns in back-to-back games
- Becomes the fourth rookie quarterback in NFL history to throw for five-or-more touchdown passes in a game, joining **Ray Buivid** in 1937, **Matt Stafford** in 2009 and **Jameis Winston** in 2015
- Becomes the second rookie quarterback in NFL history to throw for four-or-more touchdowns in back-to-back games, joining **Robert Griffin III** in Week 11 and Week 12 of the 2012 season
- Became the third quarterback in franchise history to throw for five-or-more touchdowns in a game, joining **Ryan Fitzpatrick** (6) in Week 13 of the 2014 season vs. Tennessee and **Matt Schaub** (5) in Week 11 of the 2012 season vs. Jacksonville
- Becomes the first quarterback in franchise history to throw for four-or-more touchdowns in back-to-back games
- Threw for the second most touchdown passes in a single game in franchise history. **Ryan Fitzpatrick** has six in Week 13 of the 2014 season vs. Tennessee
- Set a single-season rookie franchise record for touchdown passes with 12. The previous record was **David Carr** with nine touchdown passes as a rookie in 2002
- First rookie quarterback in NFL history to throw for 260-or-more passing yards and 20-or-more rushing yards in three straight games
- Has 14 overall touchdowns on the season and has produced a touchdown in each of the first five games of his career
- Led Houston on an eight-play, 75-yard scoring drive (2:28) that resulted in a six-yard touchdown pass to WR **DeAndre Hopkins** in the second quarter
- Led Houston on a seven-play, 78-yard scoring drive (3:58) that resulted in a nine-yard touchdown pass to WR **Will Fuller V** on fourth down in the third quarter
- Threw a 48-yard touchdown pass to WR **Will Fuller V** in the fourth quarter following a five-play, 70-yard drive (2:01)
- Threw a 34-yard touchdown pass to WR **DeAndre Hopkins** in the fourth quarter following a three-play, 37-yard drive (0:24)
- Threw a one-yard touchdown pass to WR **DeAndre Hopkins** in the fourth quarter following a seven-play, 75-yard drive (1:08). It was Watson's 12th touchdown pass of the season and fifth of the game

# GAME SUMMARIES



## WEEK 6: Houston 33 vs. Cleveland 17 71,815 • NRG Stadium • Houston, Texas • Oct. 15, 2017



### GAME SUMMARY

The Texans dominated on Sunday, defeating the Cleveland Browns 33-17 in Week 6 action. Houston has now scored 33 or more points for the fourth week in a row.

Houston's defense forced three turnovers, recorded four sacks and had a safety in the team's first game without J.J. Watt and Whitney Mercilus.

In his fifth career start, Deshaun Watson completed 17-of-29 passes for 225 yards, tossing three touchdowns. Watson also added 23 yards rushing on six carries. DeAndre Hopkins and Will Fuller V both caught touchdown passes for the third consecutive game, while Braxton Miller scored his first touchdown of the season. The Texans rushed for 100 yards between D'Onta Foreman, who had 12 rushes for 59 yards, and Lamar Miller, who rushed for 41 yards on 15 carries.

The Texans and Browns each connected on a field goal in the first quarter. From that point, Houston pulled away with four touchdowns. Fuller caught a 39-yard touchdown for his first reception of the day to cap off a five-play, 87-yard Texans scoring drive. Houston took a 10-3 lead.

In the second quarter, the Texans defended picked off Browns quarterback Kevin Hogan three times. In back-to-back drives in the second quarter, Kevin Hogan's passes were picked off by Johnathan Joseph and then by Dylan Cole. Joseph returned his first interception 82 yards for a touchdown to give Houston a 16-3 lead with 11:08 remaining.

Watson threw his second touchdown of the day to Braxton Miller. The second-year wide receiver caught his first score on a one-yard pass. Ryan Griffin caught the ensuing two-point conversion. The Texans headed into halftime with a 24-3 lead.

The Texans added nine more points in the third quarter. Hogan was called for intentional grounding in the endzone to give Houston its first safety of the season. Hopkins caught a 3-yard touchdown from Watson. The Texans pulled away with a 33-3 lead.

With 13:40 left in the game, Watson's pass, intended for Fuller, was picked off by Browns cornerback Jason McCourty and returned 56 yards for a touchdown.

Hogan threw his first touchdown pass with 1:03 left in the game.

With the win, the Texans improve to 3-3 and will travel to Seattle to face the Seahawks on Oct. 29 following their Week 7 bye.

### SCORING

SCORE BY PERIODS	1	2	3	4	OT	Total
Cleveland Browns	3	0	0	14	0	47
Houston Texans	10	14	9	0	0	33

### SCORING DRIVES

Team	Qtr	Time	Play Description (Extra Point) (Drive Info)	CLE	HOU
Texans	1	10:57	K.Fairbairn 40 yd. Field Goal (10-52, 4:03)		0 3
Browns	1	3:15	Z.Gonzalez 41 yd. Field Goal (4-4, 1:34)	3	3
Texans	1	0:41	W.Fuller V 39 yd. pass from D.Watson (K.Fairbairn kick) (5-87, 2:34)	3	10
Texans	2	11:08	J.Joseph 82 yd. interception return (kick failed, wl)		3 16
Texans	2	3:04	B.Miller 1 yd. pass from D.Watson (D.Watson-R.Griffin pass) (6-71, 2:49)	3	24
Texans	3	10:10	Penalty on K.Hogan enforced in end zone for a Safety		3 26
Texans	3	4:05	D.Hopkins 3 yd. pass from D.Watson (K.Fairbairn kick) (13-65, 6:05)	3	33
Browns	4	13:27	J.McCourty 56 yd. interception return (Z.Gonzalez kick)	10	33
Browns	4	1:03	S.DeValve 3 yd. pass from K.Hogan (Z.Gonzalez kick) (4-50, 0:46)	17	33

### TEAM STATISTICS

	BROWNS	TEXANS
TOTAL FIRST DOWNS	16	18
THIRD DOWN EFFICIENCY	3-14-21%	5-13-38%
FOURTH DOWN EFFICIENCY	0-0-0%	0-0-0%
TOTAL NET YARDS	247	340
NET YARDS RUSHING	134	123
NET YARDS PASSING	113	217
PASS ATTEMPTS-COMPLETIONS-HAD INTERCEPTED	37-20-3	29-17-1
KICKOFFS Number-In End Zone-Touchbacks	5-3-2	6-6-6
PUNTS Number and Average	7-51.1	7-50.0
Net Punting Average	43.0	43.9
FGs - PATs Had Blocked	0-0	0-0
TOTAL RETURN YARDAGE (Not Including Kickoffs)	99	145
PENALTIES Number and Yards	11-72	4-44
FUMBLES Number and Lost	1-0	0-0
TOUCHDOWNS	2	4
EXTRA POINTS Made-Attempts	2-2	3-4
FIELD GOALS Made-Attempts	1-1	1-1
RED ZONE EFFICIENCY	1-2-50%	2-2-100%
GOAL TO GO EFFICIENCY	1-1-100%	2-2-100%
SAFETIES	0	1
FINAL SCORE	17	33
TIME OF POSSESSION	30:56	29:04

### INDIVIDUAL STATISTICS

**RUSHING (Att-Yds):** Cleveland, I. Crowell 12-58, D. Johnson 5-40, K. Hogan 5-36. Houston, D. Foreman 12-59, L. Miller 15-41, D. Watson 6-23.

**PASSING (C-A-Y-I):** Cleveland, K. Hogan 20-37-140-3. Houston, D. Watson 17-29-225-1.

**RECEIVING (Rec-Yds):** Cleveland, K. Williams 4-41, R. Louis 3-25, D. Johnson 3-(-1), I. Crowell 2-15, S. DeValve 2-9, D. Njoku 2-0, B. Treggs 1-20, R. Higgins 1-13, S. Coates 1-11, D. Vitale 1-7. Houston, R. Griffin 3-52, L. Miller 3-40, W. Fuller V 2-62, B. Ellington 2-22, D. Hopkins 2-19, S. Anderson 2-17, B. Miller 2-(-5), J. Prosch 1-18.

**SACKS (Sk-Yds):** Cleveland, M. Garrett 1-8. Houston, D. Reader 1-2, K. Drummond 1-9, L. Houston 1-9, U. Kamalu 1-7.

**INTERCEPTIONS (Int-Yds):** Cleveland, J. McCourty 1-56. Houston, J. Joseph 2-85, D. Cole 1-3.

**TACKLES (S-A-T):** Cleveland, J. Schobert 5-7-12, C. Kirksey 5-5-10, J. Collins 3-5-8, J. Pappas 4-1-5, M. Garrett 2-3-5, B. Boddy-Calhoun 1-3-4, D. Kindred 3-0-3, D. Shelton 2-1-3, C. Nassib 1-2-3, J. Meder 2-0-2, J. Taylor 1-1-2, E. Ogbah 1-1-2, C. Brantley 1-1-2, L. Ogunjobi 1-0-1, J. McCourty 0-1-1, I. Campbell 0-1-1, N. Orchard 0-1-1. Houston, B. McKinney 7-1-8, D. Reader 3-2-5, K. Jackson 2-3-5, K. Drummond 4-0-4, B. Scarlett 1-3-4, M. Williams 3-0-3, J. Joseph 2-1-3, J. Clowney 2-1-3, M. Gilchrist 2-1-3, T. Decoud 2-0-2, A. Hal 1-1-2, C. Watkins 1-1-2, C. Covington 1-1-2, L. Houston 1-0-1, U. Kamalu 1-0-1, D. Cole 1-0-1, Z. Cunningham 1-0-1, J. Heath 1-0-1, M. Burley 1-0-1, E. Pleasant 1-0-1, B. Dunn 0-1-1.

**MISSED FIELD GOAL:** Cleveland, none. Houston, none.

Game summary via [HoustonTexans.com](http://HoustonTexans.com)

## TEAM NOTES

### THE TEXANS

- Scored 30-or-more points in four straight games for the first time in franchise history
- Recorded a pick-six and a safety in the same game for the second time in franchise history. Houston had a pick-six by CB **Johnathan Joseph** and a safety by OLB **Connor Barwin** in Week 7 of the 2012 season vs. Baltimore on 10/21/12
- Had three interceptions in the first half for the second time in franchise history. Houston had three interceptions in the first half vs. Miami in Week 1 of the 2012 season on 9/9/12
- Increased their record to 21-0 when leading at halftime under Head Coach **Bill O'Brien** (2014-17). Houston is the only team in the NFL that has not given up a halftime lead since 2014
- Caused three turnovers and had a plus-two turnover margin. Houston is 13-0 since 2015 when they have a positive turnover differential
- Gained 340 yards of offense (123 rushing and 217 passing) and 18 first downs (four rushing, 12 passing and two by penalty). It was the fourth straight game with 340-or-more yards of offense for Houston
- Held the Browns to 3-of-14 on third down (21%) and 247 yards of offense (134 rushing and 113 passing)
- Finished 2-for-2 in the red zone (100%) and only allowed one sack for a loss of eight yards
- Forced a safety on Browns QB **Kevin Hogan** after he was called for intentional grounding in the end zone in the third quarter. The Texans last safety was in Week 15 of the 2016 season vs. Jacksonville on 12/18/16. It was the first safety of the season for the Texans and the 10th safety in team history
- Picked up their fourth straight victory against the Browns
- Picked up their sixth victory in the last seven games against the Browns
- Improved their all-time regular season record against the Browns to 6-3 overall and 4-1 at home
- Improved Head Coach **Bill O'Brien's** record to 2-0 against the Browns
- Improved Head Coach **Bill O'Brien's** career regular season record to 30-24 overall and 19-9 at home
- Improved their record against the AFC North to 16-16 all-time in the regular season and 2-0 this year
- Won their 112th game as a franchise (regular season and postseason combined) and 109th regular season game
- Improved their all-time record at home to 65-59 in the regular season

### SCORING PLAYS

- 1st Quarter – K **Ka'imi Fairbairn** made a 40-yard field goal attempt after the Texans' 10-play, 52-yard (4:03) opening drive to give Houston a 3-0 lead
- 1st Quarter – WR **Will Fuller V** caught a 39-yard touchdown pass from QB **Deshaun Watson** following a five-play, 87-yard (2:34) drive to give Houston a 10-3 lead after K **Ka'imi Fairbairn** made the extra point attempt
- 2nd Quarter – CB **Johnathan Joseph** intercepted a pass from Browns QB **Kevin Hogan** and returned it 82 yards for a touchdown to give Houston a 16-3 lead. K caught a one-yard touchdown pass from QB **Deshaun Watson** following a six-play, 71-yard (2:49) drive to give Houston a 24-3 lead after the Texans converted the two-point conversion attempt with a pass from Watson to TE **Ryan Griffin**
- 3rd Quarter – Forced a safety on Browns QB **Kevin Hogan** after he was called for intentional grounding in the end zone to give Houston a 26-3 lead
- 3rd Quarter – WR **DeAndre Hopkins** caught a three-yard touchdown pass from QB **Deshaun Watson** following a 13-play, 65-yard (6:05) drive to give Houston a 33-3 lead after K **Ka'imi Fairbairn** made the extra point attempt

### MISCELLANEOUS NOTES

- The following six Texans players were captains for the game: T **Breno Giacomini**, S **Marcus Gilchrist**, CB **Johnathan Joseph**, P **Shane Lechler**, ILB **Benardrick McKinney** and FB **Jay Prosch**
- The following seven Texans players were inactive for the game: G **Kyle Fuller**, ILB **Ben Heeney**, G **Dorian Johnson**, CB **Kevin Johnson**, DE **Kendall Langford**, S **Corey Moore** and RB **Jordan Todman**
- The following two players made their debut for the Texans: OLB **Lamarr Houston** and CB **Marcus Williams**
- The following two Texans players were active but did not play in the game: C **Greg Mancz** and QB **Tom Savage**
- Houston won the toss and elected to receive to start the game

## INDIVIDUAL PLAYER NOTES

### OLB/DE JADEVEON CLOWNEY

- Finished with three tackles (two solo) and one pass defended to give him 10 career pass defended

### ILB DYLAN COLE

- Intercepted Browns QB **Kevin Hogan** in the second quarter and returned it three yards
- Picked up his second career interception and is tied for the team lead with two interceptions this season

### S KURTIS DRUMMOND

- Finished with four total tackles (four solo) and 1.0 sack
- Sacked Browns QB **Kevin Hogan** for a loss of nine yards in the fourth quarter for his first career sack

### K KA'IMI FAIRBAIRN

- Scored five total points on one made field goal and two made extra point attempts
- Made a 40-yard field goal on the Texans' opening drive of 10-plays and 52-yards (4:03)
- Extended his franchise-record streak for most consecutive field goals made to start a Texans career to 10

### RB D'ONTA FOREMAN

- Ran for a team-high 59 yards on 12 carries (4.9 avg.), including a game-long 39 yard run in the second quarter
- Had a career-long 39-yard run in the second quarter to set up a one-yard touchdown pass from QB **Deshaun Watson** to WR **Braxton Miller**

### WR WILL FULLER V

- Finished with two receptions for a team-high 62 yards (31.0 avg.) and one touchdown
- Caught a game-long 39-yard touchdown pass from QB **Deshaun Watson** following a five-play, 87-yard (2:34) drive to give Houston a 10-3 lead after K **Ka'imi Fairbairn** made the extra point attempt
- Scored a touchdown on three consecutive receptions dating back to Week 5 vs. Kansas City
- Has scored a touchdown in all three games he has played in this season after missing Weeks 1-3 with an injury
- Has five receiving touchdowns this season and seven in his career

## INDIVIDUAL PLAYER NOTES (CONT.)

### TE RYAN GRIFFIN

- Finished second on the team with 52 receiving yards on three catches (17.3 avg.)
- Caught a pass from QB **Deshaun Watson** for a successful two-point conversion attempt in the second quarter
- **Passed Billy Miller** (108) for the 10th-most receptions in team history and second-most receptions by a tight end in Texans history
- **Passed Billy Miller** (1,146) for the 11th-most receiving yards in team history and third-most receiving yards by a tight end in Texans history

### WR DeANDRE HOPKINS

- Finished with two receptions for 19 yards (9.5 avg.) and one touchdown
- **Has scored five touchdowns in three games for the first time in his career**
- **Has scored a touchdown in three consecutive games for the second time in his career**
- Tied **Owen Daniels** (29) for the second-most receiving touchdowns in franchise history
- **Passed Owen Daniels** (174) for the seventh-most total points scored in team history
- **Passed Domanick Williams** (28) and tied **Owen Daniels** (29) for the third-most overall touchdowns in team history
- Caught a three-yard touchdown pass from QB **Deshaun Watson** following a 13-play, 65-yard (6:05) drive to give Houston a 33-3 lead
- Started his 70th straight game, which is the second-longest active streak among NFL wide receivers. Hopkins has recorded at least one reception in all 70 career games

### OLB LAMARR HOUSTON

- Made his debut with the Texans after being signed as a free agent earlier in the week
- Sacked Browns QB **Kevin Hogan** for a loss of nine yards and caused a fumble in the fourth quarter

### CB KAREEM JACKSON

- Finished tied for second on the team with five total tackles (two solo) and one pass defended

### CB JOHNATHAN JOSPEH

- Finished with three total tackles (two solo), one tackle for loss, three passes defended and two interceptions
- **Passed Kareem Jackson and Dunta Robinson** (13) for the most career interceptions in Texans history with his 14th interception as a Texan
- Picked up his first multi-interception game as a Texan and second multi-interception game of his career. Joseph had two interceptions in Week 11 of the 2010 season vs. Buffalo on 11/21/10
- Intercepted a pass from Browns QB **Kevin Hogan** and returned it three yards in the second quarter
- Intercepted a pass from Browns QB **Kevin Hogan** and returned it 82 yards for a touchdown in the second quarter
- The 82-yard return was the fourth-longest interception return in team history
- Has three interceptions returned for a touchdown as a Texan, which is tied for first in franchise history with CB **Kareem Jackson**
- Now has 28 career interceptions and six career interceptions returned for a touchdown

### OLB UFOMBA KAMALU

- Sacked Browns QB **Kevin Hogan** for a loss of seven yards in the second quarter
- Picked up his first sack of the season and second sack of his career

### P SHANE LECHLER

- Punted seven times for 350 yards (50.0 avg.), including a 57-yard punt, and pinned two punts inside the 20-yard line
- Played in his 244th straight regular season game, which is the longest active streak in the NFL and passes **Bill Romanowski** (243) and ties **Chris Gardocki** (244) for the sixth-longest streak in NFL history

### ILB BENARDRICK MCKINNEY

- Finished with team-high eight total tackles (seven solo) and one quarterback hit
- Helped force intentional grounding in the end zone by Browns QB **Kevin Hogan**, which resulted in a safety for the Texans. The Texans last safety was in Week 15 of the 2016 season vs. Jacksonville on 12/18/16. It was the first safety of the season for the Texans and the 10th safety in team history
- **Passed Kailee Wong** (222) for the 15th-most total tackles in team history

### WR BRAXTON MILLER

- Caught a one-yard touchdown pass from QB **Deshaun Watson** in the second quarter following a seven-play, 71-yard (2:49) drive to give Houston a 24-3 lead after the Texans converted the two-point conversion

### RB LAMAR MILLER

- Ran for 41 yards on a team-high 15 carries (2.7 avg.) and caught three passes for 40 yards (13.3 avg.)
- Continued his streak of 60-or-more scrimmage yards in every game this season
- Reached 1,000 career carries

### ILB BRIAN PETERS

- Finished with two special teams tackles to give him 31 in his career
- Tied **Bryan Braman** (31) for the eighth-most total special teams tackles in Texans history

### NT D.J. READER

- Finished tied for second on the team with five total tackles (three solo), two quarterback hits, two tackles for loss and 1.0 sack for a loss of two yards
- Sacked Browns QB **Kevin Hogan** for a loss of two yards in the second quarter for his first sack of the season
- Tied his career-high for sacks in a season and now has 2.0 in his career

## INDIVIDUAL PLAYER NOTES (CONT.)

### QB DESHAUN WATSON

- Completed 17-of-29 passes (58.6%) for 225 yards, three touchdowns, one interception and a 103.4 passer rating
- Ran for 23 yards on six attempts (3.8 avg.)
- Has 15 touchdown passes this season, the most by a rookie in his first six games in NFL history and tied for the most by any quarterback in NFL history through their first six career games (Mark Rypien and Kurt Warner)
- Becomes first rookie in NFL history with three-or-more touchdown passes in three consecutive games and first player since Butch Songin of the AFL's Boston Patriots in 1960
- Becomes first rookie in NFL history with 225-or-more passing yards and 20-or-more rushing yards in four consecutive games
- Passed **Ryan Mallett** (1,170) for the ninth-most passing yards in Texans history
- Passed **Ryan Fitzpatrick** (184) for the third-most rushing yards by a quarterback in franchise history
- Tied **Brock Osweiler** (15) for the sixth-most passing touchdowns in team history
- Led Houston on a 10-play, 52-yard (4:03) scoring drive to open the game that resulted in a 40-yard field goal by **K Ka'imi Fairbairn**
- Led Houston on a five-play, 87-yard (2:34) scoring drive in the first quarter that resulted in a 39-yard touchdown pass to WR **Will Fuller V**
- Led Houston on a six-play, 71-yard (2:49) scoring drive in the second quarter that resulted in a one-yard touchdown pass to WR **Braxton Miller**. **Watson** then completed a pass to TE **Ryan Griffin** for a successful two-point conversion
- Led Houston on a 13-play, 65-yard (6:05) scoring drive in the third quarter that resulted in a three-yard touchdown pass to WR **DeAndre Hopkins**

### CB MARCUS WILLIAMS

- Made his debut with the Texans after being signed as a free agent earlier in the week
- Finished with three total tackles (three solo) and one pass defended

# GAME SUMMARIES



## WEEK 8: Houston 38 at Seattle 41

69,025 • Century Link Field • Seattle, Wash. • Oct. 29, 2017



### GAME SUMMARY

The Texans fell 41-38 in a heartbreaking road loss to the Seattle Seahawks.

The Texans and Seahawks engaged in a shootout, scoring three touchdowns apiece before halftime and producing four lead changes in the fourth quarter.

**Deshaun Watson** threw for 402 yards, four touchdown passes, three interceptions, including one returned for a Seahawks defensive touchdown. **DeAndre Hopkins** had a team-high 224 yards receiving and a touchdown, while **Will Fuller V** added five catches for 125 yards and two touchdowns. **Lamar Miller** also recorded a pair of touchdowns, one rushing and one receiving.

Houston's defense held Seattle to just 33 yards rushing in the loss. **Jadeveon Clowney** and **Ufomba Kamalu** each had a sack on Russell Wilson. Clowney also recorded four solo tackles, one quarterback hit, two tackles for loss and one forced fumble.

Watson completed a 59-yard touchdown pass to **Will Fuller V** on the opening drive of the game. Watson set an NFL rookie record through seven games with 16 touchdown passes with the score, before adding three more in the loss.

The Texans looked to add to their lead on the following drive, however **Seahawks safety Earl Thomas** picked off Watson's pass and returned it 78 yards for a touchdown.

**Lamar Miller's** three-yard touchdown run capped off an eight-play, 82-yard drive. The Texans took a 14-7 lead with 6:08 remaining in the first quarter.

**Russell Wilson** responded with a deep 20-yard touchdown pass to **Paul Richardson**. The Seahawks and Texans tied at 14 with 2:11 remaining in the first quarter.

Fuller added his second touchdown of the day on a 20-yard touchdown catch over **Richard Sherman**. The Texans regained their lead, up 21-14 with 9:34 left in the second quarter.

After Wilson's deep 53-yard pass to wide receiver **Tanner McEvoy**, he threw his second touchdown of the day to **Richardson** on the following play. The Seahawks tied the game 21-21.

Texans defense allowed just five yards rushing in the first half. Both teams added a field goal on back-to-back drives in the third quarter.

Watson's second interception of the day came on pass picked off by **Richard Sherman**. The Texans defense held and Seattle settled for a 21-yard field goal. The Texans trailed for the first time all day, down 27-24 with 2:24 left in the third quarter.

Watson's 36-yard pass to Fuller put the Texans at Seattle's two-yard line. Two plays later, Miller added his second score of the day on a two-yard touchdown catch. The Texans took a 31-27 lead with 9:09 left in the game.

Wilson responded with a one-yard touchdown pass to **Jimmy Graham** to cap off a seven-play, 69-yard drive. With 5:37 remaining, Texans trailed 34-31. Hopkins scored on a 72-yard catch-and-run for Houston to regain the lead. Cornerback **Marcus Williams** picked off Wilson at the Houston 6-yard line as the Seahawks were driving down the field. The Texans held onto a 38-34 lead until 1:39 remaining.

Wilson orchestrated game-winning scoring drive with an 18-yard touchdown pass to **Graham** with 0:26 left. Watson's final pass of the game was picked off by **Sherman** at the Seattle 37-yard line.

With the loss, the Texans fall to 3-4 and will return to NRG Stadium to host the Indianapolis Colts in Week 9.

Game summary via [HoustonTexans.com](http://HoustonTexans.com)

### SCORING

SCORE BY PERIODS	1	2	3	4	OT	Total
Houston Texans	14	7	3	14	0	38
Seattle Seahawks	14	7	6	14	0	41

### SCORING DRIVES

Team	Qtr	Time	Play Description (Extra Point) (Drive Info)	HOU	SEA
Texans	1	12:38	W.Fuller V 59 yd. pass from D.Watson (K.Fairbairn kick) (5-75, 2:22)	7	0
Seahawks	1	10:08	E.Thomas 78 yd. interception return (B.Walsh kick)	7	7
Texans	1	6:08	L.Miller 3 yd. run (K.Fairbairn kick) (8-82, 4:00)	14	7
Seahawks	1	2:11	P.Richardson 20 yd. pass from R.Wilson (B.Walsh kick) (8-75, 3:57)	14	14
Texans	2	9:34	W.Fuller V 20 yd. pass from D.Watson (K.Fairbairn kick) (11-84, 5:06)	21	14
Seahawks	2	6:02	P.Richardson 7 yd. pass from R.Wilson (B.Walsh kick) (6-75, 3:32)	21	21
Texans	3	7:05	K.Fairbairn 31 yd. Field Goal (10-63, 4:19)	24	21
Seahawks	3	4:36	B.Walsh 21 yd. Field Goal (6-75, 2:29)	24	24
Seahawks	3	2:24	B.Walsh 21 yd. Field Goal (5-5, 1:21)	24	27
Texans	4	9:09	L.Miller 2 yd. pass from D.Watson (K.Fairbairn kick) (5-71, 2:16)	31	27
Seahawks	4	5:37	J.Graham 1 yd. pass from R.Wilson (B.Walsh kick) (7-75, 3:32)	31	34
Texans	4	4:49	D.Hopkins 72 yd. pass from D.Watson (K.Fairbairn kick) (2-75, 0:48)	38	34
Seahawks	4	0:21	J.Graham 18 yd. pass from R.Wilson (B.Walsh kick) (3-80, 1:18)	38	41

### TEAM STATISTICS

	TEXANS	SEAHAWKS
TOTAL FIRST DOWNS	25	21
THIRD DOWN EFFICIENCY	2-10-20%	5-12-42%
FOURTH DOWN EFFICIENCY	1-1-100%	0-0-0%
TOTAL NET YARDS	509	479
NET YARDS RUSHING	142	33
NET YARDS PASSING	367	446
PASS ATTEMPTS-COMPLETIONS-HAD INTERCEPTED	30-19-3	41-26-1
KICKOFFS Number-In End Zone-Touchbacks	7-5-5	8-6-4
PUNTS Number and Average	5-53.0	5-47.4
Net Punting Average	51.0	42.0
FGs - PATs Had Blocked	0-0	0-0
TOTAL RETURN YARDAGE (Not Including Kickoffs)	29	108
PENALTIES Number and Yards	8-93	10-120
FUMBLES Number and Lost	1-0	1-0
TOUCHDOWNS	5	5
EXTRA POINTS Made-Attempts	5-5	5-5
FIELD GOALS Made-Attempts	1-1	2-2
RED ZONE EFFICIENCY	2-3-67%	3-5-60%
GOAL TO GO EFFICIENCY	2-2-100%	2-3-67%
SAFETIES	0	0
FINAL SCORE	38	41
TIME OF POSSESSION	30:22	29:38

### INDIVIDUAL STATISTICS

**RUSHING (Att-Yds):** Houston, D. Watson 8-67, L. Miller 21-54, A. Blue 5-21. Seattle, R. Wilson 4-30, J. McKissic 4-6, E. Lacy 6-0, T. Rawls 6-(-1), T. Lockett 1-(-2).

**PASSING (C-A-Y-I):** Houston, D. Watson 19-30-402-3. Seattle, R. Wilson 26-41-452-1.

**RECEIVING (Rec-Yds):** Houston, D. Hopkins 8-24, W. Fuller V 5-125, L. Miller 3-19, B. El-lington 1-13, S. Anderson 1-11, R. Griffin 1-10. Seattle, T. Lockett 6-121, P. Richardson 6-105, D. Baldwin 6-54, J. Graham 4-39, T. Madden 1-66, T. McEvoy 1-53, N. Vannett 1-8, J. McKissic 1-6.

**SACKS (Sk-Yds):** Houston, J. Clowney 1-0, U. Kamalu 1-6. Seattle, F. Clark 2-19, M. Bennett 1.5-7, S. Richardson 0.5-3, D. Freaney 0.5-3, J. Coleman 0.5-3.

**INTERCEPTIONS (Int-Yds):** Houston, M. Williams 1-2. Seattle, R. Sherman 2-20, E. Thomas 1-78.

**TACKLES (S-A-T):** Houston, D. Reader 2-4-6, K. Jackson 4-1-5, K. Johnson 3-2-5, A. Hal 3-2-5, B. McKinney 3-2-5, J. Clowney 4-0-4, M. Williams 4-0-4, J. Joseph 3-1-4, M. Gilchrist 3-0-3, L. Houston 2-1-3, E. Pleasant 2-0-2, U. Kamalu 1-1-2, C. Covington 1-0-1, B. Scarlett 0-1-1, Z. Cunningham 0-1-1. Seattle, K. Wright 9-5-14, B. Wagner 8-4-12, M. Bennett 4-2-6, F. Clark 4-1-5, E. Thomas 3-2-5, K. Chancellor 3-1-4, J. Reed 2-2-4, R. Sherman 1-3-4, S. Griffin 3-0-3, N. Jones 1-2-3, S. Richardson 0-2-2, B. McDougald 1-0-1, D. Freaney 0-1-1, J. Coleman 0-1-1, M. Smith 0-1-1.

**MISSED FIELD GOAL:** Houston, none. Seattle, none.

## TEAM NOTES

### THE TEXANS

- Gained 509 yards of offense, the fifth-most yards in a single game in franchise history and most since gaining 653 yards of offense in Week 11 of the 2012 season vs. Jacksonville (11/18/12)
- Gained the most yards of offense (509) at Seattle since the Steelers put up 538 yards of offense in Week 12 of the 2015 season against the Seahawks
- Scored 30-or-more points for the fifth straight game to extend the longest streak in franchise history and become the only team with 30-or-more points in five straight games this season
- Forced a fumble to remain the only team in the NFL with at least one forced fumble in every game this season
- Became the first team to score a touchdown on the Seahawks in the first quarter this season
- Became the first team to score a touchdown on the Seahawks in the fourth quarter this season
- Threw for 367 net passing yards, the most passing yards in a game for the Texans since Week 4 of the 2015 season at Atlanta (374)
- Gained 340-or-more yards on offense for the fifth-straight game, tied for the fourth-longest streak of 340-or-more yards gained in team history
- Converted their only fourth down attempt of the game and are now 3-for-4 on fourth down this season
- Had two receivers (WR **DeAndre Hopkins**- 224 and WR **Will Fuller V**- 125) with 100-or-more receiving yards for the first time since Week 2 of the 2016 season vs. Kansas City (9/18/16) when Hopkins had 113 and Fuller had 104
- Outgained the Seahawks with 509 total yards on offense (142 rushing and 367 passing) compared to 479 total yards (33 rushing and 446 passing) for Seattle
- Gained 25 first down (eight rushing, 15 passing and two by penalty) compared to 21 for Seattle (three rushing, 15 passing and three by penalty)
- Held Seattle to just 33 rushing yards, the least rushing yards allowed by the Texans since Week 11 of the 2016 season at Oakland (30) on 11/21/16

### SCORING PLAYS

- 1st Quarter – WR **Will Fuller V** caught a 59-yard touchdown pass from QB **Deshaun Watson** on the Texans' opening drive, which was five plays for 75 yards (2:22). K **Ka'imi Fairbairn** made the extra point attempt
- 1st Quarter – RB **Lamar Miller** scored on a three-yard run following an eight-play, 82-yard drive (4:00) to give Houston a 14-7 lead after K **Ka'imi Fairbairn** made the extra point attempt
- 2nd Quarter – WR **Will Fuller V** caught a 20-yard touchdown pass from QB **Deshaun Watson** following an 11-play, 84-yard drive (5:06) to give Houston a 21-14 lead after K **Ka'imi Fairbairn** made the extra point attempt
- 3rd Quarter – K **Ka'imi Fairbairn** made a 31-yard field goal to give Houston a 24-21 lead following a 10-play, 63-yard drive (4:19)
- 4th Quarter – RB **Lamar Miller** caught a two-yard touchdown pass from QB **Deshaun Watson** following a five-play, 71-yard drive (2:16) to give Houston a 31-27 lead after K **Ka'imi Fairbairn** made the extra point attempt
- 4th Quarter – WR **DeAndre Hopkins** caught a 72-yard touchdown pass from QB **Deshaun Watson** following a two-play, 75-yard drive (0:48) to give Houston a 38-34 lead after **Ka'imi Fairbairn** made the extra point attempt

### MISCELLANEOUS NOTES

- The following six Texans players were captains for the game: OLB/DE **Jadeveon Clowney**, T **Breno Giacomini**, WR **DeAndre Hopkins**, CB **Johnathan Joseph**, P **Shane Lechler** and ILB **Benardrick McKinney**
- The following seven Texans players were inactive for the game: T **Chris Clark**, ILB **Dylan Cole**, G **Kyle Fuller**, DE **Joel Heath**, ILB **Jelani Jenkins**, G **Dorian Johnson** and DE **Kendall Langford**
- The following player made his debut for the Texans: ILB **Ben Heeney**
- The following two Texans players were active but did not play in the game: CB **Treston Decoud** and QB **Tom Savage**
- Seattle won the toss and elected to defer. Houston received to start the game

## INDIVIDUAL PLAYER NOTES

### OLB/DE JADEVEON CLOWNEY

- Finished with four total tackles (four solo), 1.0 sack, two tackles for loss, one quarterback hit and one forced fumble
- Sacked and forced a fumble on Seahawks QB **Russell Wilson** in the first quarter that was recovered by the Seahawks
- Has 4.0 sacks this season and 14.5 in his career
- Tied **Brooks Reed** (14.5) for the seventh-most sacks in franchise history
- Has forced a team-leading and single-season career high two fumbles this season and has four forced fumbles in his career

### K KA'IMI FAIRBAIRN

- Scored eight total points on one made field goal and five made extra point attempts
- Extended his franchise-record streak for most consecutive field goals made to start a Texans career to 11
- Made a 31-yard field goal in the third quarter to give Houston a 24-21 lead
- One of two kickers in the NFL this season without a missed field goal (11-for-11), joining Cowboys K **Dan Bailey** (7-for-7)

### WR WILL FULLER V

- Finished with five receptions for 125 yards (25.0 avg.) and two touchdowns
- Recorded his third 100-yard receiving game of his career and first this season. Houston is 2-1 when Fuller records 100-or-more receiving yards in a game
- Scored a touchdown on seven of his first 11 receptions this year. Since 1991, no player has reached seven receiving touchdowns on fewer receptions in a season
- First player in franchise history with six-or-more receiving touchdowns in a four-game span. Fuller has seven receiving touchdowns in the last four games
- Becomes fourth player in team history with a touchdown reception in four straight games, joining **DeAndre Hopkins** (2017- active streak), **Arian Foster** (2014) and **Andre Johnson** (2007 and 2010-11)
- Has three games with two-or-more receiving touchdowns this season, tied for the most games in a season with multiple touchdown receptions in franchise history (**Andre Johnson** in 2009 and **DeAndre Hopkins** in 2015)
- Has four receiving touchdowns of 20-or-more yards this season, which leads the NFL
- Scored a touchdown in all four games he has played in this season after missing Weeks 1-3 with an injury
- Caught a 59-yard touchdown pass from QB **Deshaun Watson** on the Texans' opening drive to give Houston a 7-0 lead
- Caught a 20-yard touchdown pass from QB **Deshaun Watson** to give Houston a 21-14 lead in the second quarter
- Has seven receiving touchdowns this season and nine in his career

## INDIVIDUAL PLAYER NOTES (CONT.)

### WR DeANDRE HOPKINS

- Finished with a team-high eight receptions for 224 yards (28.0 avg.) and one touchdown
- Recorded the second-most receiving yards in a game in his career. Hopkins had 238 receiving yards in Week 13 of the 2014 season vs. Tennessee (11/30/14)
- Recorded the most receiving yards in a game by any player in the NFL this season
- Becomes fourth player in team history with a touchdown reception in four straight games, joining **Will Fuller V** (2017- active streak), **Arian Foster** (2014) and **Andre Johnson** (2007 and 2010-11)
- Recorded his second 100-yard receiving game of the season and 15th of his career. Houston is 8-7 when Hopkins has 100-or-more receiving yards in his career
- Caught a 72-yard touchdown pass from QB Deshaun Watson in the fourth quarter to give Houston a 38-34 lead. It was the second longest reception of Hopkins' career
- **Passed Owen Daniels** (29) for the second-most receiving touchdowns in franchise history
- **Passed Owen Daniels** (29) for the third-most overall touchdowns in team history
- Reached 5,000 career receiving yards and 30 career receiving touchdowns
- Started his 71st straight game, which is the second-longest active streak among NFL wide receivers. Hopkins has recorded at least one reception in all 71 career games

### OLB LAMARR HOUSTON

- Finished with three total tackles (two solo), one quarterback hit and two tackles for loss

### CB KAREEM JACKSON

- Finished tied for second on the team with five total tackles (four solo), including one tackle for loss

### CB KEVIN JOHNSON

- Finished tied for second on the team with five total tackles (three solo) and one pass defensed
- Played in his first game since Week 2 after missing Weeks 3-7 with an injury

### OLB UFOMBA KAMALU

- Sacked Seahawks QB **Russell Wilson** for a loss of six yards in the third quarter
- Recorded his single-season career high second sack of the season and now has 3.0 sacks in his career

### P SHANE LECHLER

- Punted five times for 265 yards (53.0 avg.), including a 63-yard punt, and pinned two punts inside the 20-yard line
- Reached 450 career punts inside the 20-yard line. Lechler is second all-time behind **Jeff Feagles** (554)
- Played in his 245th straight regular season game, which is the longest active streak in the NFL and passes **Chris Gardocki** (244) for the sixth-longest streak in NFL history

### ILB BENARDRICK MCKINNEY

- Finished tied for second on the team with five total tackles (three solo)
- **Passed Whitney Mercilus** (228) for the 14th-most total tackles in team history

### RB LAMAR MILLER

- Ran for 54 yards on a team-high 21 carries (2.6 avg.) and one touchdown
- Caught three passes for 19 yards (6.3 avg.) and one touchdown
- Recorded his second game with a rushing and receiving touchdown this season, joining **Arian Foster** as the only player in franchise history to accomplish the feat three times in his career as a Texan
- Scored his second receiving touchdown of the season on a two-yard pass from QB **Deshaun Watson** in the fourth quarter to give Houston a 31-27 lead. Miller has six career receiving touchdowns and two this season
- Scored his second rushing touchdown of the season on a three-yard run in the first quarter to give Houston a 14-7 lead. Miller has 26 career rushing touchdowns
- **Passed Derrick Ward** (six) for the eighth-most rushing touchdowns in team history with seven
- **Passed Jonathan Wells** (374) for the sixth-most carries in franchise history
- Continued his streak of 60-or-more scrimmage yards in every game this season and is one of three players with 60-or-more scrimmage yards in each of team's games this year (Saints RB **Mark Ingram** and Chiefs RB **Kareem Hunt**)

### NT D.J. READER

- Finished with a team-high six total tackles (two solo), including one tackle for loss, and two quarterback hits



## INDIVIDUAL PLAYER NOTES (CONT.)

### QB DESHAUN WATSON

- Completed 19-of-30 passes (63.3%) for 402 yards, four touchdowns, three interceptions and a 106.9 passer rating
- Ran for a team-high 67 yards on eight carries (8.4 avg.)
- Became the first player in NFL history with 400-or-more passing yards, four-or-more passing touchdowns and 50-or-more rushing yards in a single game
- Passed **Kurt Warner** for the most passing touchdowns (19) through a player's first seven career games in NFL history
- Has the most passing touchdowns (19) by a rookie in his first seven games in NFL history
- Has 18 passing touchdowns in his past five games, the most by a rookie over any five-game span in NFL history
- Became the fifth quarterback and first rookie in NFL history to have a five-game stretch with 225-or-more passing yards and 20-or-more rushing yards, joining **Andrew Luck** (2015-16), **Aaron Rodgers** (2016), **Daunte Culpepper** (2004) and **Randall Cunningham** (1990)
- Extended his rookie-record to four straight games with three-or-more passing touchdowns
- Tied **Peyton Manning**, **Marcus Mariota** and **Dak Prescott** for the most games (four) of three-or-more passing touchdowns by a rookie in NFL history
- Recorded his third game with four-or-more passing touchdowns, joining **Fran Tarkenton** (1961) as the only rookies in NFL history to accomplish feat
- Tied **Brian Hoyer** (19) for the fourth-most passing touchdowns in franchise history, passing **Ryan Fitzpatrick** (17) and **Brock Osweiler** (15)
- Passed **T.J. Yates** (1,470) for the eighth-most passing yards in Texans history
- Passed **Ryan Mallett** (119) for the ninth-most completions in team history
- Passed **Matt Schaub** (229) for the second-most rushing yards by a quarterback in team history
- Has thrown a touchdown pass of at least 35 yards in three straight games
- Led Houston on a five-play, 75-yard opening drive (2:22) that resulted in a 59-yard touchdown pass to WR **Will Fuller V** to give Houston a 7-0 lead in the first quarter
- Led Houston on an eight-play, 82-yard scoring drive (4:00) that resulted in a three-yard rushing touchdown by RB **Lamar Miller** to give Houston a 14-7 lead in the first quarter
- Led Houston on an 11-play, 84-yard scoring drive (5:06) that resulted in a 20-yard touchdown pass to WR **Will Fuller V** to give Houston a 21-14 lead in the second quarter
- Led Houston on a five-play, 71-yard scoring drive (2:16) that resulted in a two-yard touchdown pass to RB **Lamar Miller** to give Houston a 31-27 lead in the fourth quarter
- Completed a career-long 72-yard touchdown pass to WR **DeAndre Hopkins** to finish off a two-play, 75-yard scoring drive (0:48) in the fourth quarter to give Houston a 38-34 lead

### CB MARCUS WILLIAMS

- Finished with four total tackles (four solo), one interception and one pass defensed
- Intercepted Seahawks QB **Russell Wilson** in the fourth quarter for his first interception of the season and the 10th interception of his career

# GAME SUMMARIES



## WEEK 9: Houston 14 vs. Indianapolis 20

71,709 • NRG Stadium • Houston, Texas • Nov. 5, 2017



### GAME SUMMARY

The Houston Texans fell to the Indianapolis Colts, 20-14, in the team's first game without rookie quarterback Deshaun Watson after he suffered a season-ending injury at practice days before.

Tom Savage started his first game since the season opener and finished 19-of-44 for 219 yards and one touchdown. DeAndre Hopkins scored the lone offensive touchdown for the Texans and led the team with six receptions for 86 yards.

Filling in for Andrew Luck who was recently placed on injured reserve, Jacoby Brissett threw a 45-yard touchdown pass to T.Y. Hilton, putting the Colts on the board in the first quarter. The Colts extended their lead in the second quarter with a 22-yard field goal by Adam Vinatieri.

The Texans avoided a scoreless first half after a missed 39-yard field goal by Ka'imi Fairbairn in the second quarter when Lamarr Houston scored a defensive touchdown with just 1:05 remaining. Eddie Pleasant recorded a strip-sack on Brissett at the Indianapolis 49-yard line allowing Houston to recover the fumble and return it 34 yards for a touchdown. The Texans trailed 10-7 at halftime.

Pleasant would add a second sack on the next play from scrimmage, making him the first Texans defensive back with 2.0 sacks in a game since Dunta Robinson in 2004. The Texans defense has now forced a fumble in every game this season, a feat that no other team has managed. Jadeveon Clowney finished the game with a sack, a tackle for loss and four tackles. The third-quarter sack was his fifth of the season and 15th of his career.

Brissett threw a second touchdown pass to Hilton, this time for 80 yards, near the end of the third quarter. With less than 10 minutes remaining in the fourth quarter, the Colts extended their lead 20-7 with a 53-yard field goal by Vinatieri.

Savage threw his first career touchdown pass with 6:11 remaining in the fourth quarter when he connected with Hopkins on a 34-yard score to cap off a six-play, 65-yard scoring drive. With the touchdown, Hopkins extended his streak of games with a touchdown grab to five, making him the first player in franchise history to do so.

The Texans began their final drive at the Houston 20-yard line and gained three first downs following back-to-back completions to Stephen Anderson for 16 and 14 yards, respectively, and then a 10-yard pass to Hopkins over the middle. Savage nearly pulled off another touchdown drive, but fell short at the Indianapolis 7-yard line as the game ended on strip sack on fourth down.

The Texans fall to 3-5 on the season and will travel to Los Angeles to face the Rams in Week 10.

Game summary via [HoustonTexans.com](http://HoustonTexans.com)

### SCORING

SCORE BY PERIODS	1	2	3	4	OT	Total
Indianapolis Colts	7	3	7	3	0	20
Houston Texans	0	7	0	7	0	14

### SCORING DRIVES

Team	Qtr	Time	Play Description (Extra Point) (Drive Info)	IND	HOU
Colts	1	8:33	T.Hilton 45 yd. pass from J.Brissett (A.Vinatieri kick) (7-92, 4:00)	7	0
Colts	2	4:34	A.Vinatieri 22 yd. Field Goal (10-51, 4:53)	10	0
Texans	2	0:56	L.Houston 34 yd. fumble return (K.Fairbairn kick)	10	7
Colts	3	1:56	T.Hilton 80 yd. pass from J.Brissett (A.Vinatieri kick) (6-91, 3:45)	17	7
Colts	4	9:12	A.Vinatieri 53 yd. Field Goal (7-60, 3:51)	20	7
Texans	4	6:11	D.Hopkins 34 yd. pass from T.Savage (K.Fairbairn kick) (6-75, 3:01)	20	14

### TEAM STATISTICS

	COLTS	TEXANS
TOTAL FIRST DOWNS	17	19
THIRD DOWN EFFICIENCY	4-14-29%	4-14-29%
FOURTH DOWN EFFICIENCY	0-0-0%	0-1-0%
TOTAL NET YARDS	371	288
NET YARDS RUSHING	92	94
NET YARDS PASSING	279	194
PASS ATTEMPTS-COMPLETIONS-HAD INTERCEPTED	30-20-0	44-19-0
KICKOFFS Number-In End Zone-Touchbacks	5-5-5	3-3-2
PUNTS Number and Average	6-41.5	8-48.8
Net Punting Average	40.8	43.3
FGs - PATs Had Blocked	0-0	0-0
TOTAL RETURN YARDAGE (Not Including Kickoffs)	24	4
PENALTIES Number and Yards	6-68	7-74
FUMBLES Number and Lost	1-1	2-1
TOUCHDOWNS	2	2
EXTRA POINTS Made-Attempts	2-2	2-2
FIELD GOALS Made-Attempts	2-2	0-1
RED ZONE EFFICIENCY	0-1-0%	0-2-0%
GOAL TO GO EFFICIENCY	0-1-0%	0-1-0%
SAFETIES	0	0
FINAL SCORE	20	14
TIME OF POSSESSION	30:59	29:01

### INDIVIDUAL STATISTICS

**RUSHING (Att-Yds):** Indianapolis, F. Gore 17-51, M. Mack 9-29, J. Brissett 2-12. Houston, L. Miller 10-57, D. Foreman 11-37.

**PASSING (C-A-Y-I):** Indianapolis, J. Brissett 20-30-308-0. Houston, T. Savage 19-44-219-0.

**RECEIVING (Rec-Yds):** Indianapolis, J. Doyle 8-63, T. Hilton 5-175, F. Gore 3-26, B. Williams 2-20, C. Rogers 1-17, D. Moncrief 1-7. Houston, D. Hopkins 6-86, S. Anderson 4-44, L. Miller 3-34, B. Ellington 3-22, W. Fuller V 2-32, J. Prosch 1-1.

**SACKS (Sk-Yds):** Indianapolis, J. Sheard 2-25. Houston, E. Pleasant 2-21, J. Clowney 1-8.

**INTERCEPTIONS (Int-Yds):** Indianapolis, none. Houston, none.

**TACKLES (S-A-T):** Indianapolis, M. Farley 6-2-8, B. Mingo 5-2-7, J. Bostic 5-1-6, J. Sheard 3-1-4, A. Woods 3-1-4, H. Anderson 3-0-3, P. Desir 2-1-3, N. Hairston 2-1-3, R. Melvin 2-0-2, J. Hankins 2-0-2, D. Butler 1-1-2, G. Stewart 1-1-2, J. George 1-0-1, A. Morrison 0-1-1, H. Ridgeway 0-1-1. Houston, B. McKinney 2-4-6, K. Johnson 5-0-5, A. Hal 4-1-5, D. Reader 4-1-5, Z. Cunningham 2-3-5, J. Joseph 4-0-4, B. Scarlett 4-0-4, E. Pleasant 3-1-4, J. Clowney 3-1-4, M. Gilchrist 3-1-4, B. Dunn 2-1-3, K. Jackson 2-1-3, C. Watkins 1-2-3, C. Moore 1-1-2, J. Jenkins 1-1-2.

**MISSED FIELD GOAL:** Indianapolis, none. Houston, K. Fairbairn 39WL.

## TEAM NOTES

### THE TEXANS

- Recovered a fumble and returned it for a touchdown for the second time this season (Week 3 at New England). Houston's two fumbles returned for a touchdown are the most in a season for the Texans since 2009
- Forced a fumble to remain the only team in the NFL with at least one forced fumble in every game this season and now have 10 players with at least one forced fumble this season
- Held the Colts to 4-of-14 (29%) on third down and 0-for-1 (0%) in the red zone
- Gained 19 first downs (six rushing, 11 passing, two by penalty) compared to 17 for the Colts (seven rushing, eight passing, two by penalty)
- Gained 288 total net yards (94 rushing and 194 passing)
- Had 3.0 sacks as a team for a loss of 29 total yards
- Had 15 players record at least one tackle and five players record five-or-more total tackles on defense

### SCORING PLAYS

- 2nd Quarter – OLB **Lamarr Houston** recovered a fumble from Colts QB **Jacoby Brissett** and returned it 34 yards for a touchdown. S **Eddie Pleasant** caused the fumble on a sack. The score put Houston behind 10-7 after K **Ka'imi Fairbairn** made the extra point attempt
- 4th Quarter – WR **DeAndre Hopkins** caught a 34-yard touchdown pass from QB **Tom Savage** to finish off a six-play, 75-yard scoring drive (3:01) and put Houston behind 20-14 after K **Ka'imi Fairbairn** made the extra point attempt

### MISCELLANEOUS NOTES

- The following six Texans players were captains for the game: OLB/DE **Jadeveon Clowney**, T **Breno Giacomini**, WR **DeAndre Hopkins**, CB **Kareem Jackson**, P **Shane Lechler** and ILB **Benardrick McKinney**
- The following seven Texans players were inactive for the game: ILB **Dylan Cole**, CB **Treston Decoud**, G **Kyle Fuller**, DE **Joel Heath**, OLB **Ufomba Kamalu**, QB **Matt McGloin** and WR **Braxton Miller**
- The following three players made their debut for the Texans: DE **Angelo Blackson**, ILB **Jelani Jenkins** and DE **Kendall Langford**
- The following two players were active but did not play in the game: C **Greg Mancz** and QB **T.J. Yates**
- Indianapolis won the toss and elected to defer. Houston received to start the game

## INDIVIDUAL PLAYER NOTES

### TE STEPHEN ANDERSON

- Finished with a career-high four receptions for 44 yards (11.0 avg.)

### OLB/DE JADEVEON CLOWNEY

- Had four total tackles (three solo), 1.0 sack for a loss of eight yards, one tackle for loss and one quarterback hit
- Passed **Kailee Wong** (15.0) for the sixth-most sacks in franchise history
- Sacked Colts QB **Jacoby Brissett** for a loss of eight yards in the third quarter
- Has 5.0 sacks on the season and 15.5 in his career

### ILB ZACH CUNNINGHAM

- Finished tied for second on the team with five total tackles (two solo) and one tackle on special teams

### RB D'ONTA FOREMAN

- Ran for 37 yards on a team-high 11 carries (3.4 avg.)

### WR WILL FULLER V

- Finished with two receptions for 32 yards (16.0 avg.), including a 29-yard reception

### S ANDRE HAL

- Finished tied for second on the team with five total tackles (four solo)

### WR DeANDRE HOPKINS

- Finished with a team-high six receptions for a team-high 86 yards (14.3 avg.) and one touchdown
- Became the first player in franchise history with a receiving touchdown in five straight games
- Only player in the NFL this season with a touchdown reception in five straight games and the first since Dolphins WR **Kenny Stills** from Week 14 of the 2016 season to Week 2 of the 2017 season
- Tied for the third-most receiving touchdowns in a single season in franchise history (eight)
- Caught a 34-yard touchdown pass from QB **Tom Savage** in the fourth quarter
- Has eight receiving touchdowns this season and 31 in his career
- Started his 72nd straight game, which is the second-longest active streak among NFL wide receivers. Hopkins has recorded at least one reception in all 72 career games

### OLB LAMARR HOUSTON

- Finished with one quarterback hit and one fumble recovery for his first career touchdown
- Recovered a fumble from Colts QB **Jacoby Brissett** and returned it 34 yards for a touchdown. The fumble was forced by S **Eddie Pleasant** on a sack. It was his first fumble recovery with the Texans and the ninth of his career

### CB KAREEM JACKSON

- Finished with three total tackles (two solo), including one tackle for loss, and one pass defended
- Started his 100th career game (all with the Texans)
- Passed **Dunta Robinson** (63) for the second-most career passes defended in team history
- Tied his single-season career high with his fourth tackle for loss on the season (2014)

### CB KEVIN JOHNSON

- Finished tied for second on the team with five total tackles (five solo) and one pass defended

### CB JOHNATHAN JOSEPH

- Finished with four total tackles (four solo)
- Passed **Eric Allen** (615) for the 22nd-most career total tackles by a cornerback in NFL history

### P SHANE LECHLER

- Punted eight times for 390 yards (48.8 avg.), including a 59-yard punt, and pinned five punts inside the 20-yard line
- Recorded his second special teams tackle of the season and the 21st of his career
- Played in his 246th straight regular season game, which is the longest active streak in the NFL and the sixth-longest streak in NFL history

### ILB BENARDRICK MCKINNEY

- Finished with a team-high six total tackles (two solo) and one quarterback hit

## INDIVIDUAL PLAYER NOTES (CONT.)

### RB LAMAR MILLER

- Ran for a game-high 57 yards on 10 carries (5.7 avg.)
- Caught three passes for 34 yards (11.3 avg.)
- Continued his streak of 60-or-more scrimmage yards in every game this season and is one of three players with 60-or-more scrimmage yards in each of his team's games this year (Saints RB Mark Ingram and Chiefs RB Kareem Hunt)
- Has 60-or-more scrimmage yards in 10 straight games dating back to Week 14 of the 2016 season (missed Weeks 16-17 last season), which is the second-longest active streak in the NFL (Saints RB Mark Ingram – 11 games)
- Surpassed 1,500 rushing yards as a Texan

### S EDDIE PLEASANT

- Finished with four total tackles (three solo), 2.0 sacks for a loss of 21 total yards, two quarterback hits, one tackle for loss and one forced fumble
- Became first defensive back to record 2.0-or-more sacks in a game for the Texans since Dunta Robinson had 2.0 in Week 14 of the 2004 season vs. the Colts (12/12/04)
- Became the first safety with 2.0-or-more sacks in a game for the Texans in franchise history and his 2.0 sacks rank as the second-most by a safety in a single season in team history
- Recorded a sack on Colts QB Jacoby Brissett on back-to-back defensive plays
- Recorded the first two full sacks of his career and now has 2.5 since entering the league in 2012
- Forced the first fumble of his career and became the 10th Texan with a forced fumble this season
- Sacked and forced a fumble on Colts QB Jacoby Brissett in the second quarter for a loss of 15 yards. The fumble was recovered by OLB Lamarr Houston and returned 34 yards for a touchdown
- Sacked Colts QB Jacoby Brissett for a loss of six yards in the second quarter

### NT D.J. READER

- Finished tied for second on the team with five total tackles (four solo)

### QB TOM SAVAGE

- Completed 19-of-44 passes (43.2%) for 219 yards, one touchdown, no interceptions and a 66.4 passer rating
- Threw his first career touchdown pass, a 34-yard completion to WR DeAndre Hopkins in the fourth quarter
- Led Houston on a six-play, 75-yard scoring drive (3:01) that resulted in a 34-yard touchdown pass to WR DeAndre Hopkins

### OLB BRENNAN SCARLETT

- Finished with four total tackles (four solo), including one tackle for loss

### DE CARLOS WATKINS

- Finished with three total tackles (one solo), including one tackle for loss, in his first career NFL start

# GAME SUMMARIES



## WEEK 10: Houston 7 at Los Angeles Rams 33

60,032 • Los Angeles Memorial Coliseum • Los Angeles, Calif. • Nov. 12, 2017



### GAME SUMMARY

Sunday's loss by the Texans was a tale of halves and halves not. In the first half, the Houston battled with the Rams and went into the locker room trailing by a 9-7 margin.

After the intermission, Los Angeles pounced, scoring 21 points in the third quarter and adding a fourth quarter field goal, while holding the Texans scoreless.

In the end, Houston went down 33-7, despite making a game of it early. Head coach **Bill O'Brien** pinned the defeat on himself, and said he "didn't do a good enough job."

The Texans were up 7-6, with 6:31 remaining in the second quarter, after quarterback **Tom Savage** hit **Bruce Ellington** for a 26-yard touchdown.

On the whole, Houston had 11 first downs before the break, compared to just six for the Rams. They were 57 percent on third down conversions, while limiting Los Angeles to 33 percent. They rolled up 78 rushing yards in the first half, while limiting the Rams to just 32.

"It wasn't like we were lighting up the world," Savage said. "But we were executing what we needed to do. Offensive line did a great job and receivers were getting open."

Wide receiver **Will Fuller V**, who exited the game with a ribs injury just before the Ellington score, like what he saw from running backs **Lamar Miller** and **D'Onta Foreman**, who averaged 4.6 yards per carry in the first 30 minutes. Miller gained 64 of those yards on nine carries.

"We were running the ball really well early on," Fuller said. "Every time I looked up we were getting good gains. The running game worked real well."

After coming out of the locker room, the Texans defense allowed a 19-yard completion from Jared Goff to Cooper Kupp, but otherwise stiffened, forcing a Johnny Hekker punt. The Texans offense answered with a few first downs and a **Shane Lechler** punt, which was downed at the Rams' 4-yard line.

Two plays and 94 yards later, the dam broke, and Los Angeles was up 16-7 after a Goff-to-Robert Woods 94-yard touchdown pass. Los Angeles would find the end zone two more times in the third to put the game out of reach.

"They started making some plays," cornerback **Kareem Jackson** said. "It happened so fast."

O'Brien said he knows what needs to be done for the Texans to get back in the win column in the weeks to come.

"Keep grinding," O'Brien said. "We just gotta go back and correct the mistakes. We've got a lot of football left."

The Texans return home and will host the Cardinals next Sunday at NRG Stadium.

Game summary via [HoustonTexans.com](http://HoustonTexans.com)

### SCORING

SCORE BY PERIODS	1	2	3	4	OT	Total
Houston Texans	0	7	0	0	0	7
Los Angeles Rams	3	6	21	3	0	33

### SCORING DRIVES

Team	Qtr	Time	Play Description (Extra Point) (Drive Info)	HOU	LAR
Rams	1	11:10	G.Zuerlein 27 yd. Field Goal (4-3, 1:22)	0	3
Rams	2	10:17	G.Zuerlein 33 yd. Field Goal (6-62, 3:04)	0	6
Texans	2	6:31	B.Ellington 26 yd. pass from T.Savage (K.Fairbairn kick) (8-75, 3:46)	7	6
Rams	2	0:14	G.Zuerlein 50 yd. Field Goal (10-43, 1:21)	7	9
Rams	3	9:23	R.Woods 94 yd. pass from J.Goff (G.Zuerlein kick) (2-96, 0:33)	7	16
Rams	3	1:33	S.Watkins 17 yd. pass from J.Goff (G.Zuerlein kick) (3-36, 1:18)	7	23
Rams	3	1:14	R.Woods 12 yd. pass from J.Goff (G.Zuerlein kick) (1-12, 0:10)	7	30
Rams	4	7:33	G.Zuerlein 33 yd. Field Goal (9-74, 6:26)	7	33

### TEAM STATISTICS

	TEXANS	RAMS
TOTAL FIRST DOWNS	17	19
THIRD DOWN EFFICIENCY	4-12-33%	6-16-38%
FOURTH DOWN EFFICIENCY	0-1-0%	0-1-0%
TOTAL NET YARDS	283	443
NET YARDS RUSHING	89	104
NET YARDS PASSING	194	339
PASS ATTEMPTS-COMPLETIONS-HAD INTERCEPTED	36-18-2	38-26-0
KICKOFFS Number-In End Zone-Touchbacks	2-1-0	8-8-8
PUNTS Number and Average	6-46.8	4-51.3
Net Punting Average	38.2	42.0
FGs - PATs Had Blocked	0-0	0-0
TOTAL RETURN YARDAGE (Not Including Kickoffs)	17	66
PENALTIES Number and Yards	8-60	10-86
FUMBLES Number and Lost	2-2	0-0
TOUCHDOWNS	1	3
EXTRA POINTS Made-Attempts	1-1	3-3
FIELD GOALS Made-Attempts	0-1	4-4
RED ZONE EFFICIENCY	0-3-0%	2-5-40%
GOAL TO GO EFFICIENCY	0-0-0%	0-0-0%
SAFETIES	0	0
FINAL SCORE	7	33
TIME OF POSSESSION	28:29	31:31

### INDIVIDUAL STATISTICS

**RUSHING (Att-Yds):** Houston, L. Miller 11-60, D. Foreman 7-18, A. Blue 4-10, B. Miller 1-1, T. Savage 2-0. Los Angeles, T. Gurley 11-68, L. Dunbar 5-31, J. Goff 4-3, T. Austin 5-2.

**PASSING (C-A-Y-I):** Houston, T. Savage 18-36-221-2. Los Angeles, J. Goff 25-37-355-0, J. Hekker 1-1-6-0.

**RECEIVING (Rec-Yds):** Houston, D. Hopkins 7-111, B. Ellington 4-41, S. Anderson 2-30, W. Fuller V 2-15, C. Fiedorowicz 2-10, L. Miller 1-14. Los Angeles, R. Woods 8-171, T. Gurley 6-68, C. Kupp 6-47, S. Watkins 2-41, T. Higbee 2-22, P. Cooper 2-12, G. Everett 0-0, L. Dunbar 0-0.

**SACKS (Sk-Yds):** Houston, B. Scarlett 2-11, J. Clowney 1-11. Los Angeles, A. Donald 1-14, M. Brockers 1-3, S. Ebukam 1-10.

**INTERCEPTIONS (Int-Yds):** Houston, none. Los Angeles, B. Countess 1-19, M. Barron 1-15.

**TACKLES (S-A-T):** Houston, J. Joseph 4-1-5, K. Jackson 4-1-5, B. Scarlett 4-0-4, A. Hal 4-0-4, K. Johnson 3-1-4, J. Clowney 3-0-3, B. McKinney 3-0-3, L. Houston 3-0-3, J. Jenkins 3-0-3, C. Moore 3-0-3, K. Drummond 3-0-3, E. Pleasant 3-0-3, M. Williams 2-0-2, C. Watkins 1-1-2, A. Blackson 1-1-2, M. Gilchrist 1-1-2, B. Peters 1-0-1, Z. Cunningham 0-1-1, D. Reader 0-1-1. Los Angeles, A. Ogletree 4-3-7, T. Johnson 5-0-5, K. Webster 5-0-5, M. Barron 5-0-5, N. Robey 3-1-4, E. Westbrook 2-2-4, A. Donald 2-1-3, M. Brockers 2-1-3, L. Joyner 2-1-3, J. Johnson 2-1-3, T. Walker 2-1-3, S. Ebukam 1-0-1, C. Barwin 1-0-1, M. Fox 1-0-1, M. Longacre 0-1-1.

**MISSED FIELD GOAL:** Houston, K. Fairbairn 34WL. Los Angeles, none.

## TEAM NOTES

### THE TEXANS

- Recorded their ninth touchdown reception of 20-or-more yards this season on a 26-yard pass from QB **Tom Savage** to WR **Bruce Ellington**. WR **Will Fuller V** has four, WR **DeAndre Hopkins** has three and **Ellington** now has two
- Held the Rams to 6-for-16 on third down (38%). Los Angeles entered the game first in the NFL in third-down percentage at 49.1 percent
- Had 3.0 sack as a team on defense for a loss of 22 total yards and had 19 players record at least one tackle
- Held the Rams to 0-for-1 on fourth down (0%) and 2-for-5 in the red zone (40%)

### SCORING PLAYS

- 2nd Quarter – WR **Bruce Ellington** caught a 26-yard touchdown pass from QB **Tom Savage** following an eight-play, 75 yard drive (3:46) to give Houston a 7-6 lead after K **Ka'imi Fairbairn** made the extra point attempt

### MISCELLANEOUS NOTES

- The following four Texans players were captains for the game: T **Breno Giacomini**, CB **Johnathan Joseph**, P **Shane Lechler** and ILB **Benardrick McKinney**
- The following seven Texans players were inactive for the game: NT **Chunky Clements**, ILB **Dylan Cole**, CB **Treston Decoud**, G **Kyle Fuller**, DE **Joel Heath**, QB **Josh Johnson** and T **Kendall Lamm**
- The following player was active but did not play in the game: QB **T.J. Yates**
- Houston won the toss and elected to receive to start the game

## INDIVIDUAL PLAYER NOTES

### OLB/DE JADEVEON CLOWNEY

- Had three total tackles (three solo), 1.0 sack for a loss of 11 yards, three tackles for loss and one quarterback hit
- Tied his single-season career high in sacks with 6.0. Clowney also had 6.0 sacks in 2016
- Had three tackles for loss and now has 12 tackles for loss this season
- Passed **Antonio Smith** (38) for the fifth-most tackles for loss in team history
- Sacked Rams QB **Jared Goff** for a loss of 11 yards in the first quarter

### S KURTIS DRUMMOND

- Tackled Rams WR **Pharoh Cooper** on a fake punt play in the second quarter to cause a turnover on downs

### WR BRUCE ELLINGTON

- Finished with four receptions for 41 yards (10.3 avg.) and one touchdown
- Caught a 26-yard touchdown pass from QB **Tom Savage** in the second quarter to give Houston a 7-6 lead
- Tied his single-season career high with his second touchdown reception of the season and the fourth of his career
- Caught the Texans' ninth touchdown reception of 20-or-more yards this season and his second of the year
- Returned his first punt of the season for 17 yards

### TE C.J. FIEDOROWICZ

- Finished with two receptions for 10 yards (5.0 avg.)
- Played in his first game since Week 1 after spending Weeks 2-9 on the Reserve/Injured list

### RB D'ONTA FOREMAN

- Ran for 18 yards on seven carries (2.6 avg.) in the first start of his NFL career
- Passed **Arian Foster** (257 in 2009) for the 10th-most rushing yards as a rookie in team history

### S MARCUS GILCHRIST

- Finished with two total tackles (one solo)
- Reached 400 career total tackles and appeared in his 100th career NFL game

### S ANDRE HAL

- Finished tied for second on the team with four total tackles (four solo) and had a tackle for loss

### WR DeANDRE HOPKINS

- Finished with a team-high seven receptions for a team-high 111 yards (15.9 avg.)
- Passed **Andre Johnson** (371 from 2003-07) for the most receptions through a player's first five seasons in franchise history
- Recorded the 16th 100-yard receiving game of his career and the third this season (Had 107 in Week 4 vs. Tennessee and 224 in Week 8 at Seattle)
- Started his 73rd straight game, which is the second-longest active streak among NFL wide receivers. Hopkins has recorded at least one reception in all 73 career games

### OLB LAMARR HOUSTON

- Finished with three total tackles (three solo), including one tackle for loss, and one quarterback hit

### CB KAREEM JACKSON

- Finished tied for first on the team with five total tackles (four solo)
- Tied **Jamie Sharper** (442) for the third-most total tackles in team history

### CB KEVIN JOHNSON

- Finished tied for second on the team with four tackles (three solo)
- Recorded his first tackle for loss of the season

### CB JOHNATHAN JOSEPH

- Finished tied for first on the team with five total tackles (four solo)
- Passed **Jay Foreman** (352) for the eighth-most total tackles in team history
- Passed **Doug Evans** (621) for the 20th-most career total tackles by a cornerback in NFL history

### P SHANE LECHLER

- Punted six times for 281 yards (46.8 avg.), including a 58-yard punt, and pinned four punts inside the 20-yard line, including two punts inside the five-yard line
- Passed **Sean Landeta** (1,401) for the second-most career punts in NFL history
- Became the franchise's all-time leader in punts inside the 20 (**Chad Stanley** had 135 from 2002-06)
- Played in his 247th straight regular season game, which is the longest active streak in the NFL and the sixth-longest streak in NFL history
- Passed **Clay Matthews** (278) and tied **Bruce Smith** (279) for the 18th-most games played in NFL history
- Has nine punts inside the 20-yard line in the last two weeks (five vs. Indianapolis in Week 9)

### ILB BENARDRICK MCKINNEY

- Finished with three total tackles (three solo), one pass defended and one quarterback hit
- Recorded his first pass defended of the season and the third of his career

## INDIVIDUAL PLAYER NOTES (CONT.)

### RB LAMAR MILLER

- Ran for a team-high 60 yards on 11 carries (5.5 avg.), including a season-long 21-yard run in the second quarter
- Caught one pass for 14 yards (14.0 avg.)
- Continued his streak of 60-or-more scrimmage yards in every game this season and is one of three players with 60-or-more scrimmage yards in each of his team's games this year (Saints RB **Mark Ingram** and Chiefs RB **Kareem Hunt**)
- Has 60-or-more scrimmage yards in 11 straight games dating back to Week 14 of the 2016 season (missed Weeks 16-17 last season), which is the second-longest active streak in the NFL (Saints RB **Mark Ingram** – 12 games)
- Passed **Corey Bradford** (1,979) for the 10th-most yards from scrimmage in Texans history
- Surpassed 2,000 yards from scrimmage as a Texan and reached 400 carries as a Texan
- Reached 4,500 rushing yards in his NFL career

### ILB BRIAN PETERS

- Finished with two special teams tackles and passed **Bryan Brannan** (31) for the eighth-most total special teams tackles in team history
- Also had one solo tackle on defense

### QB TOM SAVAGE

- Completed 18-of-36 passes (50.0%) for 221 yards, one touchdown, two interceptions and a 55.4 passer rating
- Passed **Tony Banks** (882) for the 11th-most passing yards in franchise history
- Set a new single-season career high for passing yards (previous high was 461 in 2016)
- Led Houston on an eight-play, 75-yard scoring drive (3:46) that resulted in a 26-yard touchdown pass to WR **Bruce Ellington** to give Houston a 7-6 lead in the second quarter. It was Savage's second touchdown pass of the season and second of his career

### OLB BRENNAN SCARLETT

- Finished with tied for second on the team with four total tackles (four solo), 2.0 sacks for a loss of 11 total yards, two quarterback hits and three tackles for loss
- Recorded the first two sacks of his NFL career on the same drive
- Became the fourth Texan with 2.0-or-more sacks in a game this season, joining OLB/DE **Jadeveon Clowney** (2.0 at New England in Week 3), ILB **Benardrick McKinney** (2.0 at Cincinnati in Week 2) and S **Eddie Pleasant** (2.0 vs. Indianapolis in Week 9)
- Sacked Rams QB **Jared Goff** for a loss of six yards in the third quarter
- Sacked Rams QB **Jared Goff** for a loss of five yards in the third quarter

### DE CARLOS WATKINS

- Finished with two total tackles (one solo), one pass defended and one tackle for loss
- Recorded his first career pass defended and his second career tackle for loss

# GAME SUMMARIES



## WEEK 11: Houston 31 vs. Arizona 21 71,680 • NRG Stadium • Houston, Texas • Nov. 19, 2017



### GAME SUMMARY

The Texans snapped a three-game losing streak with a much-needed win on Sunday against the Arizona Cardinals.

"I think our team's been through a lot," head coach Bill O'Brien said after the game. "I told them this morning if there was a team in this league that can overcome the adversity that they've been through, starting with the hurricane to the injuries we've had, to all the different things that we've had to deal with throughout the year, I think if there's any group of guys that can overcome that and play well, it's this group. We have a group of really high character guys, and I think that's what it says. It's one game at a time."

Despite committing two turnovers that the Cardinals converted into a pair of touchdowns, the Texans offense rallied in the second half to score three touchdowns, including two rushing scores by rookie D'Onta Foreman.

Tom Savage completed 22-of-32 passes for 230 yards, two touchdowns and one interception. The Texans recorded their second game this season with two-or-more passing touchdowns and two-or-more rushing touchdowns in a game (Week 4 vs. Tennessee). Houston is the only AFC team to record multiple games with two-or-more passing touchdowns and two-or-more rushing touchdowns this season.

"I think it's just the leaders we have out there," Savage said. "(Quarterbacks Coach) Sean (Ryan) gave me a speech last night before the game that was just incredible. I will let him tell you. It's all about mental toughness out there and just blocking it out. I think the team kind of rallies around that. I am super proud to be apart of this squad because we have some leaders out there. This team never points the finger. We are always in it together. I think that's why we came out victorious."

Houston's defense forced two turnovers with Andre Hal and Eddie Pleasant intercepting Cardinals quarterback Blaine Gabbert. The Texans held the Cardinals to 3-for-10 on third down (30%) and under 60 rushing yards. Jadeveon Clowney recorded 2.0 sacks for a loss of 13 total yards, three tackles for loss and three quarterback hits in the win.

"We didn't want what happened to us last game happen this game," Clowney said. "We came into halftime saying, 'We're not letting this go, we're not letting this game get away from us like we did the previous game in the second half. So we're going to stick together, come out and be physical like it was a 0-0 game,' and we came out and did that to finish the game."

The Texans improve to 4-6 and will travel to Baltimore in Week 12 to face the (5-5) Ravens on Monday Night Football.

Game summary via [HoustonTexans.com](http://HoustonTexans.com)

### SCORING

SCORE BY PERIODS	1	2	3	4	OT	Total
Arizona Cardinals	0	14	7	0	0	21
Houston Texans	0	10	7	14	0	31

### SCORING DRIVES

Team	Qtr	Time	Play Description (Extra Point) (Drive Info)	ARI	HOU
Texans	2	14:12	L.Miller 7 yd. pass from T.Savage (K.Fairbairn kick) (12-89, 6:58)	0	7
Cardinals	2	7:20	L.Fitzgerald 20 yd. pass from B.Gabbert (P.Dawson kick) (2-17, 0:47)	7	7
Cardinals	2	1:53	R.Seals-Jones 11 yd. pass from B.Gabbert (P.Dawson kick) (2-15, 0:29)	14	7
Texans	2	0:05	K.Fairbairn 34 yd. Field Goal (8-59, 1:48)	14	10
Texans	3	11:02	D.Hopkins 28 yd. pass from T.Savage (K.Fairbairn kick) (7-74, 3:58)	14	17
Cardinals	3	4:41	R.Seals-Jones 28 yd. pass from B.Gabbert (P.Dawson kick) (6-51, 3:45)	21	17
Texans	4	13:13	D.Foreman 3 yd. run (K.Fairbairn kick) (12-75, 6:28)	21	24
Texans	4	6:19	D.Foreman 34 yd. run (K.Fairbairn kick) (1-34, 0:07)	21	31

### TEAM STATISTICS

	CARDINALS	TEXANS
TOTAL FIRST DOWNS	17	22
THIRD DOWN EFFICIENCY	3-10-30%	8-15-53%
FOURTH DOWN EFFICIENCY	0-1-0%	0-0-0%
TOTAL NET YARDS	292	357
NET YARDS RUSHING	48	134
NET YARDS PASSING	244	223
PASS ATTEMPTS-COMPLETIONS-HAD INTERCEPTED	34-22-2	32-22-1
KICKOFFS Number-In End Zone-Touchbacks	4-3-2	6-3-3
PUNTS Number and Average	6-46.5	6-46.8
Net Punting Average	45.0	42.3
FGs - PATs Had Blocked	0-0	0-0
TOTAL RETURN YARDAGE (Not Including Kickoffs)	29	16
PENALTIES Number and Yards	10-90	6-42
FUMBLES Number and Lost	1-0	4-1
TOUCHDOWNS	3	4
EXTRA POINTS Made-Attempts	3-3	4-4
FIELD GOALS Made-Attempts	0-0	1-1
RED ZONE EFFICIENCY	2-2-100%	2-3-67%
GOAL TO GO EFFICIENCY	0-0-0%	2-2-100%
SAFETIES	0	0
FINAL SCORE	21	31
TIME OF POSSESSION	26:14	33:46

### INDIVIDUAL STATISTICS

**RUSHING (Att-Yds):** Arizona, A. Peterson 14-26, B. Gabbert 3-13, K. Williams 1-9. Houston, D. Foreman 10-65, L. Miller 22-61, B. Ellington 1-5, T. Savage 1-3.

**PASSING (C-A-Y-I):** Arizona, B. Gabbert 22-34-257-2. Houston, T. Savage 22-32-230-1.

**RECEIVING (Rec-Yds):** Arizona, L. Fitzgerald 9-91, R. Seals-Jones 3-54, J. Brown 3-18, D. Foster 2-26, Ja. Brown 1-22, J. Nelson 1-14, A. Peterson 1-13, J. Gresham 1-10, K. Williams 1-9. Houston, B. Ellington 6-63, D. Hopkins 4-76, L. Miller 4-22, D. Foreman 3-15, C. Fiedorowicz 2-18, B. Miller 2-14, S. Anderson 1-22.

**SACKS (Sk-Yds):** Arizona, B. Baker 1-7. Houston, J. Clowney 2-13.

**INTERCEPTIONS (Int-Yds):** Arizona, P. Peterson 1-22. Houston, A. Hal 1-7, E. Pleasant 1-0.

**TACKLES (S-A-T):** Arizona, D. Bucannon 9-4-13, B. Baker 10-2-12, K. Dansby 7-2-9, T. Mathieu 6-1-7, A. Bethea 2-3-5, T. Williams 4-0-4, X. Williams 3-1-4, R. Nkemdiche 0-4-4, O. Pierre 3-0-3, R. Gunter 1-2-3, P. Peterson 2-0-2, K. Martin 1-1-2, F. Rucker 1-0-1, H. Reddick 0-1-1. Houston, B. McKinney 7-2-9, K. Jackson 6-1-7, J. Clowney 3-2-5, A. Hal 3-1-4, J. Jenkins 3-1-4, Z. Cunningham 2-2-4, J. Joseph 2-2-4, E. Pleasant 2-1-3, M. Gilchrist 2-0-2, J. Heath 1-1-2, B. Scarlett 0-2-2, U. Kamalu 1-0-1, B. Dunn 1-0-1, K. Johnson 1-0-1, D. Reader 0-1-1.

**MISSED FIELD GOAL:** Arizona, none. Houston, none.



## TEAM NOTES

### THE TEXANS

- Scored 30-or-more points for the sixth time this season, tying the franchise record for the most games with 30-or-more points in a season (2012). Houston is tied for the NFL-lead with six games of 30-or-more points this season
- Recorded two passing touchdowns and two rushing touchdowns, which marks the second game this season with two-or-more passing touchdowns and two-or-more rushing touchdowns in a game (Week 4 vs. Tennessee). Houston is the only AFC team to record multiple games with two-or-more passing touchdowns and two-or-more rushing touchdowns this season. The last time Houston recorded multiple games with two-or-more passing touchdowns and two-or-more rushing touchdowns in a season was in 2011
- Converted 8-of-15 third down attempts (53%) and held the Cardinals to 3-for-10 on third down (30%)
- Held the Cardinals to under 60 rushing yards, which marks the third game this season the Texans have allowed less than 60 rushing yards (Week 3 at New England and Week 8 at Seattle). Houston is tied for the most games allowing less than 60 rushing yards in the AFC (Pittsburgh)
- Had two players rush for 60-or-more yards (RB Lamar Miller and RB D'Onta Foreman) for the second time this season (Week 2 at Cincinnati)
- Recorded their 10th touchdown reception of 20-or-more yards this season, tied for the most in the NFL (Detroit)
- Recorded their third game this season with multiple interceptions (Week 4 at Tennessee and Week 6 vs. Cleveland)
- Gained 22 first downs (seven rushing, 12 passing and three by penalty) compared to 17 first downs (one rushing, 14 passing and two by penalty) for the Cardinals
- Gained 357 total net yards (134 rushing and 223 passing) compared to 292 total net yards (48 rushing and 244 passing) for the Cardinals
- Won the time of possession battle 33:46 to 26:14
- Won their 113th games as a franchise (regular season and postseason combined) and 110th regular season game
- Improved their all-time regular season record against the Cardinals to 2-2 overall and 2-0 at home
- Gave Head Coach Bill O'Brien a win in his first game against the Cardinals as head coach
- Improved their record against the NFC West to 5-10 all-time and 1-2 this season
- Improved their record against the NFC West to 1-2 under Head Coach Bill O'Brien (2014-17)
- Improved Head Coach Bill O'Brien's career regular season record to 31-27 overall and 20-10 at home
- Improved their all-time record at home to 66-60 in the regular season

### SCORING PLAYS

- 2nd Quarter – RB Lamar Miller caught a seven-yard touchdown pass from QB Tom Savage following a 12-play, 89-yard drive (6:58) to give the Texans a 7-0 lead after K Ka'imi Fairbairn made the extra point attempt
- 2nd Quarter – K Ka'imi Fairbairn made a 34-yard field goal attempt following an eight-play, 59-yard drive (1:48) to cut the Cardinals lead to 14-10
- 3rd Quarter – WR DeAndre Hopkins caught a 28-yard touchdown pass from QB Tom Savage following a seven-play, 74-yard drive (3:58) to put Houston up 17-14 after K Ka'imi Fairbairn made the extra point attempt
- 4th Quarter – RB D'Onta Foreman scored on a three-yard run following a 12-play, 75-yard drive (6:28) to give Houston a 24-21 lead after K Ka'imi Fairbairn made the extra point attempt
- 4th Quarter – RB D'Onta Foreman scored on a 34-yard run on the first play of a drive (0:07) to put Houston up 31-21 after K Ka'imi Fairbairn made the extra point attempt

### MISCELLANEOUS NOTES

- The following five Texans players were captains for the game: T Chris Clark, P Shane Lechler, ILB Benardrick McKinney, RB Lamar Miller and NT D.J. Reader
- The following seven Texans players were inactive for the game: RB Alfred Blue, NT Chunky Clements, ILB Dylan Cole, T Julián Davenport, WR Will Fuller V, QB Josh Johnson and C Greg Mancz
- The following player was active but did not play in the game: QB T.J. Yates
- Houston won the toss and elected to defer. Arizona received to start the game

## INDIVIDUAL PLAYER NOTES

### OLB/DE JADEVEON CLOWNEY

- Finished third on the team with five total tackles (three solo), 2.0 sacks for a loss of 13 total yards, three tackles for loss and three quarterback hits
- Set a new single-season career high with 8.0 sacks (Had 6.0 sacks in 2016)
- Established a career-high with his fourth-straight game with a sack
- Has produced 2.0-or-more sacks in two games this season, setting a single-season career high for multi-sack games
- Picked up his eighth sack of the season and now has 18.5 in his career
- Has 15 tackles for loss this season and 42 in his career
- Has produced three-or-more tackles for loss in three games this season, the most in a single season in his career
- Recorded the 11th game of his career with multiple tackles for loss and his fifth career game with three-or-more tackles for loss
- Sacked Cardinals QB Blaine Gabbert for a loss of eight yards in the first quarter
- Sacked Cardinals QB Blaine Gabbert for a loss of five yards in the fourth quarter
- Passed Brian Cushing (41) for the fourth-most tackles for loss in team history
- Reached 100 career solo tackles

### S KURTIS DRUMMOND

- Finished with a team-high two special teams tackles
- Recorded his team-leading 10th special teams tackle this season and the 20th of his career (2015-17)

### WR BRUCE ELLINGTON

- Set a single-game career high for receptions and receiving yards
- Finished with six receptions for 63 yards (10.5 avg.), including a 25-yard catch
- Ran for five yards on one carry (5.0 avg.)

### K KA'IMI FAIRBAIRN

- Scored seven total points on one made field goal and four made extra point attempts
- Made a 34-yard field goal attempt in the second quarter to cut the Cardinals lead to 14-10

## INDIVIDUAL PLAYER NOTES (CONT.)

### RB D'ONTA FOREMAN

- Ran for a team-high 65 yards on 10 carries (6.5 avg.) and scored two rushing touchdowns
- Caught three passes for 15 yards (5.0 avg.)
- Tied for the most rushing touchdowns by a rookie in a game this season and the most rushing touchdowns by a rookie in a game in franchise history
- Scored the first touchdown of his NFL career on a three-yard run in the fourth quarter to give Houston a 24-21 lead
- Scored the second touchdown of his career on a 34-yard run in the fourth quarter to put Houston up 31-21
- Scored a touchdown on back-to-back carries in the game
- Passed David Carr (282 in 2002) for the seventh-most rushing yards as a rookie in team history
- Passed Owen Daniels (352 in 2006) for the 11th-most yards from scrimmage as a rookie in franchise history

### S ANDRE HAL

- Finished with four total tackles (three solo), two passes defended and one interception
- Intercepted Cardinals QB Blaine Gabbert in the fourth quarter and returned it seven yards
- Recorded his third interception this season and the ninth interception of his career
- Passed Brian Cushing (eight) and tied Quintin Demps (nine) for the sixth-most interceptions in team history
- Passed DeMeco Ryans and Jacques Reeves (26) for the 13th-most passes defended in franchise history

### WR DeANDRE HOPKINS

- Finished with four receptions for a team-high 76 receiving yards (19.0 avg.) and one touchdown
- Caught his NFL-best ninth touchdown pass of the season and now has 32 in his career
- Tied Andre Johnson (nine in 2009) for the second-most receiving touchdowns in a single season in franchise history
- Became first player in team history with a touchdown reception in six-straight home games and the only player in the NFL this season to accomplish that feat
- Has recorded at least one reception in all 74 career games, which is the longest streak in franchise history to start a career and ties Joey Galloway (74 straight games from 1995-2001) for the 12th-longest streak with a reception to start a career in the Super Bowl era
- Caught a 28-yard touchdown pass from QB Tom Savage in the third quarter to put Houston up 17-14
- Started his 74th straight game, which is the second-longest active streak among NFL wide receivers
- Has the third-longest streak in team history with at least one reception (74 games), trailing Andre Johnson (133 games from 2005-14) and Owen Daniels (88 straight games from 2006-13)

### CB KAREEM JACKSON

- Finished second on the team with seven total tackles (six solo) and one pass defended
- Passed Kevin Walter (109) for the seventh-most games played in Texans history
- Passed Jamie Sharper (442) for the third-most total tackles in team history

### ILB JELANI JENKINS

- Finished with four total tackles (three solo) and had one tackle for loss
- Recorded his first tackle for loss this season and the 18th of his career

### P SHANE LECHLER

- Punted six times for 281 yards (46.8 avg.), including a 55-yard punt
- Passed Bruce Smith (279) for the 18th-most games played in NFL history
- Played in his 248th straight regular season game, which is the longest active streak in the NFL and ties Morten Andersen (248 from 1987-2002) for the fifth-longest streak in NFL history

### ILB BENARDRICK MCKINNEY

- Finished with a team-high nine total tackles (seven solo) and had two tackles for loss
- Tied his single-season career high with his eighth tackle for loss this year (Had eight in 2016)
- Recorded the sixth game of his career with multiple tackles for loss
- Passed Mario Williams (241) for the 13th-most total tackles in team history

### RB LAMAR MILLER

- Ran for 61 yards on a team-high 22 carries (2.8 avg.)
- Caught four passes for 22 yards (5.5 avg.) and scored one receiving touchdown
- Continued his streak of 60-or-more scrimmage yards in every game this season and is one of three players with 60-or-more scrimmage yards in each of his team's games this year (Saints RB Mark Ingram and Chiefs RB Kareem Hunt)
- Has 60-or-more scrimmage yards in 12 straight games dating back to Week 14 of the 2016 season (missed Weeks 16-17 last season), which is the second-longest active streak in the NFL (Saints RB Mark Ingram – 13 games)
- Tied for the third-longest streak in team history with 60-or-more scrimmage yards (Arian Foster in 2014)
- Caught a seven-yard touchdown pass from QB Tom Savage in the second quarter to give Houston a 7-0 lead
- Set a new single-season career high in touchdown receptions with three
- Passed Jabar Gaffney (2,065) for the ninth-most yards from scrimmage in Texans history
- Passed Ben Tate (421) for the fifth-most carries in franchise history

### S EDDIE PLEASANT

- Finished with three total tackles (two solo), two passes defended and one interception
- Intercepted Cardinals QB Blaine Gabbert in the fourth quarter
- Recorded his first interception of the season and the third of his career
- Recorded his first game with multiple passes defended this season and now has three passes defended in 2017
- Recorded one special teams tackle and passed James Casey (28) for the 10th-most total special teams tackles in team history

## INDIVIDUAL PLAYER NOTES (CONT.)

### QB TOM SAVAGE

- Completed 22-of-32 passes (68.8%) for 230 yards, two touchdowns, one interception and a 97.1 passer rating
- Set a single-game career high with two touchdown passes
- Has four touchdown passes this season and four in his career
- **Passed Ryan Mallett** (1,170) for the 10th-most passing yards in franchise history
- **Passed Ryan Mallett** (119) for the 10th-most completions in team history
- Led Houston on a 12-play, 89-yard scoring drive (6:58) that resulted in a seven-yard touchdown pass to RB **Lamar Miller** in the second quarter to give Houston a 7-0 lead
- Led Houston on an eight-play, 59-yard scoring drive (1:48) that resulted in a 34-yard field goal by K **Ka'imi Fairbairn** in the second quarter to cut the Cardinals lead to 14-10
- Led Houston on a seven-play, 74-yard scoring drive (3:58) to start the third quarter that resulted in a 28-yard touchdown pass to WR **DeAndre Hopkins** to give Houston a 17-14 lead
- Led Houston on a 12-play, 75-yard scoring drive (6:28) that resulted in a three-yard rushing touchdown by RB **D'Onta Foreman** to give Houston a 24-21 lead

# GAME SUMMARIES



## WEEK 12: Houston 16 at Baltimore 23

71,357 • M&T Bank Stadium • Baltimore, Md. • Nov. 27, 2017



### GAME SUMMARY

The Texans offense got off to a fast start in Monday night's matchup against the Baltimore Ravens. Tom Savage orchestrated a nine-play, 90-yard scoring drive on Houston's first possession of the game. Lamar Miller's four-yard touchdown run gave the Texans an early 7-0 lead and promising start at M&T Bank Stadium.

"We came out of the gate with some consistency, and we started fast," Savage said. "It was huge for us to start drives with positive plays. I'm not sure what happened after the first drive, but we never had that rhythm again."

The fast start faded as the Texans would not find the end zone again, finishing just 1-of-4 in the red zone in the 23-16 loss.

"It was hard to run the ball on these guys," head coach Bill O'Brien said. "We tried to stay balanced. Couldn't really run it. Had a goal to try and stay balanced but I think in the end, we moved the ball, we had a bunch of yards, but we had penalties. We got the ball down there on one drive there in the red area and had a holding call. We had other penalties there in the red area and then obviously, turnovers will kill you. We just have to do a better job."

Savage completed 22-of-37 for 252 yards and had two interceptions. DeAndre Hopkins accounted for nearly half of those passing yards, catching a team-high seven passes for 125 yards in the loss. However, the Texans rushed for just 66 yards, averaging just 2.6 yards per carry. In the second quarter, Savage and the offense moved the ball down to the Baltimore four-yard line after a 34-yard catch by Hopkins and a 14-yard catch-and-run by Alfred Blue during the drive. However with first-and-goal at the eight-yard line, the Texans offense settled for their first of three field goals of the game.

Jadeveon Clowney continued to wreak havoc on opposing quarterbacks with a sack in five consecutive games this season. Despite the loss on Monday night, Clowney had a dominant performance against Joe Flacco and the Ravens offense. He lined up in a number of spots and sacked Flacco for a loss of eight yards in the first quarter. Clowney also recorded two quarterback hits and two tackles for loss.

"I thought a couple of times that his speed and quickness kind of got us," Ravens head coach John Harbaugh said after the game. "He hits those gaps, and he's quick. He's a phenomenal athlete. He's powerful, and he's fast, and he's big and strong. So, even though we thought we had him, we didn't. And I think in the run game, he showed up pretty much the whole time."

Despite the loss, the Texans defense allowed just 3-of-14 third down conversions and just 155 yards passing for the Ravens offense. For Clowney, statistics don't matter. His goal is to be aggressive on every play and help his team win games.

The Texans will travel to Tennessee to face the Titans in Week 13.

Game summary via [HoustonTexans.com](http://HoustonTexans.com)

### SCORING

SCORE BY PERIODS	1	2	3	4	OT	Total
Houston Texans	7	3	3	3	-	16
Baltimore Ravens	0	17	0	6	-	23

### SCORING DRIVES

Team	Qtr	Time	Play Description (Extra Point) (Drive Info)	HOU	BAL
Texans	1	8:49	L.Miller 4 yd. run (K.Fairbairn kick) (9-90, 5:25)	7	0
Ravens	2	11:10	J.Allen 10 yd. run (J.Tucker kick) (7-50, 3:12)	7	7
Ravens	2	6:44	A.Collins 8 yd. run (J.Tucker kick) (5-46, 2:26)	7	14
Texans	2	1:48	K.Fairbairn 25 yd. Field Goal (13-68, 4:56)	10	14
Ravens	2	0:07	J.Tucker 53 yd. Field Goal (11-48, 1:41)	10	17
Texans	3	4:35	K.Fairbairn 36 yd. Field Goal (13-65, 6:20)	13	17
Ravens	4	10:54	J.Tucker 31 yd. Field Goal (10-36, 5:27)	13	20
Texans	4	8:36	K.Fairbairn 37 yd. Field Goal (7-56, 2:18)	16	20
Ravens	4	2:53	J.Tucker 49 yd. Field Goal (6-18, 1:51)	16	23

### TEAM STATISTICS

	TEXANS	RAVENS
TOTAL FIRST DOWNS	20	17
THIRD DOWN EFFICIENCY	6-14-43%	3-14-21%
FOURTH DOWN EFFICIENCY	0-0-0%	2-2-100%
TOTAL NET YARDS	303	294
NET YARDS RUSHING	66	139
NET YARDS PASSING	237	155
PASS ATTEMPTS-COMPLETIONS-HAD INTERCEPTED	37-22-2	33-21-0
KICKOFFS Number-In End Zone-Touchbacks	5-4-3	6-3-3
PUNTS Number and Average	4-43.5	6-51.3
Net Punting Average	43.5	47.8
FGs - PATs Had Blocked	0-0	0-0
TOTAL RETURN YARDAGE (Not Including Kickoffs)	21	21
PENALTIES Number and Yards	6-36	7-89
FUMBLES Number and Lost	2-1	0-0
TOUCHDOWNS	1	2
EXTRA POINTS Made-Attempts	1-1	2-2
FIELD GOALS Made-Attempts	3-3	3-3
RED ZONE EFFICIENCY	1-4-25%	2-4-50%
GOAL TO GO EFFICIENCY	1-2-50%	1-1-100%
SAFETIES	0	0
FINAL SCORE	16	23
TIME OF POSSESSION	30:16	29:44

### INDIVIDUAL STATISTICS

**RUSHING (Att-Yds):** Houston, L.Miller 17-51, A.Blue 8-15. Baltimore, A.Collins 16-60, J.Flacco 6-42, D.Woodhead 4-22, J.Allen 5-15.

**PASSING (C-A-Y-I):** Houston, T.Savage 22-37-252-2. Baltimore, J.Flacco 20-32-141-0

**RECEIVING (Rec-Yds):** Houston, D.Hopkins 7-125, B.Miller 5-43, C.Fiedorowicz 4-37, B.Ellington 3-29, A.Blue 2-11, L.Miller 1-7. Baltimore, M.Wallace 5-48, D.Woodhead 4-23, C.Moore 3-37, B.Watson 3-29, A.Collins 2-(-3), M.Williams 1-12, N.Boyle 1-9, J.Maclin 1-6, J.Allen 1-2.

**SACKS (Sk-Yds):** Houston, J.Clowney 1-8. Baltimore, T.Suggs 2-15.

**INTERCEPTIONS (Int-Yds):** Houston, none. Baltimore, T.Jefferson 1-13, A.Levine Sr. 1-8.

**TACKLES (S-A-T):** Houston, K.Johnson 7-0-7, D.Reader 4-1-5, B.McKinney 4-1-5, B.Scarlett 4-0-4, Z.Cunningham 3-1-4, B.Dunn 2-2-4, B.Peters 2-2-4, K.Jackson 3-0-3, E.Pleasant 3-0-3, A.Hal 3-0-3, J.Clowney 2-0-2. Baltimore, C.Mosley 5-7-12, P.Onwuasor 5-3-8, E.Weddle 5-0-5, T.Suggs 2-2-4, B.Williams 2-2-4, B.Carr 3-0-3, W.Henry 2-1-3, T.Jefferson 2-1-3, M.Pierce 2-1-3.

**MISSED FIELD GOAL:** Houston, none. Baltimore, none.

## TEAM NOTES

### THE TEXANS

- Held the Ravens to 3-for-14 on third down (21%) and converted 6-of-14 third down attempts (43%)
- Gained 303 total net yards on offense (66 rushing and 237 passing) compared to just 294 total net yards for the Ravens (139 rushing and 155 passing)
- Gained 20 first downs (four rushing, 11 passing and five by penalty) compared to 17 first downs for the Ravens (seven rushing, seven passing and three by penalty)
- Allowed 155 net passing yards, the fewest since allowing 113 net passing yards in Week 6 vs. Cleveland
- Won the time of possession battle 30:16 to 29:44
- Scored on the opening drive for the third time this season (Week 4 vs. Tennessee and Week 8 at Seattle)
- Marched 90 yards and produced a touchdown on the opening drive, tying for the third-longest opening drive for a touchdown in team history and longest for Houston since 2014
- Recorded a sack in their 10th-straight game (Weeks 2-12)
- Had 18 players record at least one tackle on defense
- Appeared on Monday Night Football for a sixth-straight season, which is the longest streak in the AFC South

### SCORING PLAYS

- 1st Quarter – RB Lamar Miller scored on a four-yard run following a nine-play, 90-yard opening drive (5:25) to give Houston a 7-0 lead after K Ka’imi Fairbairn made the extra point attempt
- 2nd Quarter – K Ka’imi Fairbairn made a 25-yard field goal attempt following a 13-play, 68-yard drive (4:56) to cut Baltimore’s lead to 14-10
- 3rd Quarter – K Ka’imi Fairbairn made a 36-yard field goal attempt following a 13-play, 65-yard drive (6:20) to cut Baltimore’s lead to 17-13
- 4th Quarter – K Ka’imi Fairbairn made a 37-yard field goal attempt following a seven-play, 56-yard drive (2:18) to cut Baltimore’s lead to 20-16

### MISCELLANEOUS NOTES

- The following six Texans players were captains for the game: T Chris Clark, OLB/DE Jadeveon Clowney, WR DeAndre Hopkins, CB Johnathan Joseph, P Shane Lechler and ILB Benardrick McKinney
- The following seven Texans players were inactive for the game: NT Chunky Clements, T Julián Davenport, RB Andre Ellington, WR Will Fuller V, WR Cobi Hamilton, OLB Lamarr Houston and C Greg Mancz
- The following player was active but did not play in the game: QB T.J. Yates
- Houston won the toss and elected to defer. Baltimore received to start the game

## INDIVIDUAL PLAYER NOTES

### OLB/DE JADEVEON CLOWNEY

- Finished with two total tackles (two solo), 1.0 sack for a loss of eight yards, two tackles for loss and two quarterback hits
- Established a career high with his fifth-straight game with a sack. Clowney has 6.0 sacks in the last five games
- Picked up his single-season career-high ninth sack of the season and now has 19.5 in his career
- Set a new single-season career high in tackles for loss with 17 this season (had 16 in 2016). Clowney now has 44 tackles for loss in his career
- Recorded the fifth game this season with multiple tackles for loss and now has 12 in his career

- Recorded two quarterback hits to give him 13 on the season and 38 in his career
- Has three games with two-or-more quarterback hits this season and 10 in his career
- Sacked Ravens QB Joe Flacco for a loss of eight yards in the first quarter
- Passed Connor Barwin (19.0) for the fifth-most sacks in team history

### NT BRANDON DUNN

- Finished four total tackles (two solo) and had two tackles for loss
- Recorded his third tackle for loss of the season and third of his career
- Had multiple tackles for loss in a game for the first time in his career

### WR BRUCE ELLINGTON

- Finished with three receptions for 29 yards (9.7 avg.)
- Joined WR Will Fuller V as the only Texans with a punt return of 20-or-more yards and reception of 20-or-more yards in the same game this season. Fuller did it twice (Weeks 5-6)

### K KA’IMI FAIRBAIRN

- Scored 10 total points on three made field goals and one made extra point attempt
- Made a 25-yard field goal to cut Baltimore’s lead to 14-10 in the second quarter
- Made a 36-yard field goal to cut Baltimore’s lead to 17-13 in the third quarter
- Made a 37-yard field goal attempt to cut Baltimore’s lead to 20-16 in the fourth quarter, his 15th made field goal of the season

### S ANDRE HAL

- Finished with three total tackles (three solo)
- Set a new single-season career high in total tackles with 48 (had 46 in 2016)

### WR DeANDRE HOPKINS

- Finished with a game-high seven receptions for a game-high 125 receiving yards (17.9 avg.)
- Surpassed the 1,000-yard receiving mark this season, becoming the fourth player in the NFL to do so
- Tied Andre Johnson (17 from 2003-07) for the most 100-yard games through a player’s first five seasons in team history
- Passed Owen Daniels (385) for the second-most receptions in franchise history
- Recorded his fourth 100-yard receiving game of the season and the 17th of his career
- Recorded his eighth game of the season with 70-or-more receiving yards, tied with Falcons WR Julio Jones for the most in the NFL this season
- Has seven games with seven-or-more receptions this season, which leads the NFL
- Has four games with six-or-more receptions and 100-or-more receiving yards this season, tied for second-most in the NFL (Chiefs TE Travis Kelce), trailing only Steelers WR Antonio Brown (six games)
- Has recorded at least one reception in all 75 career games, which is the longest streak in franchise history to start a career, the longest active streak in the NFL to start a career and passes Joey Galloway (74 straight games from 1995-2001) for the 12th-longest streak of games with a reception to start a career in the Super Bowl era
- Has the third-longest streak in team history with at least one reception (75 games), trailing Andre Johnson (133 games from 2005-14) and Owen Daniels (88 straight games from 2006-13)
- Started his 75th straight game, which is the second-longest active streak among NFL wide receivers (Broncos WR Demaryius Thomas has started 91 consecutive games)

## INDIVIDUAL PLAYER NOTES

### CB KEVIN JOHNSON

- Finished with a team-high seven total tackles (seven solo)
- Surpassed 100 career tackles

### CB JOHNATHAN JOSEPH

- Finished with two total tackles (two solo) and one pass defended
- Recorded his seventh pass defended of the season, 90th since joining the Texans in 2011 and 166th of his career
- Leads the NFL in passes defended since entering the NFL in 2006 with 166 in 167 games
- Reached 100 games played with the Texans and tied **Brian Cushing** and **Owen Daniels** for the ninth-most games played in team history
- Passed **Darrell Green** (628) for the 19th-most career total tackles by a cornerback in NFL history

### P SHANE LECHLER

- Punted four times for 174 yards (43.5 avg.), including a 59-yard punt, and pinned one punt inside the 20-yard line
- Played in his 249th straight regular season game, which is the longest active streak in the NFL and passed **Morten Andersen** (248 from 1987-2002) for the fifth-longest streak in NFL history
- Tied **Trey Junkin** (281) for the 17th-most games played in NFL history

### ILB BENARDRICK MCKINNEY

- Finished tied for second on the team with five total tackles (four solo) and had one tackle for loss
- Set a new single-season career high with his ninth tackle for loss this year (Had eight in 2016)
- Passed **C.C. Brown** (251) for the 11th-most total tackles in team history

### WR BRAXTON MILLER

- Recorded a single-game season high in receptions and single-game career high in receiving yards
- Finished with five receptions for 43 receiving yards (8.6 avg.)

### RB LAMAR MILLER

- Ran for a team-high 51 yards on a team-high 17 carries (3.0 avg.) and one rushing touchdown
- Caught one pass for seven yards (7.0 avg.)
- Has three rushing touchdowns this season, eight since joining the Texans in 2016 and 27 in his career
- Has six overall touchdowns this season (three rushing and three receiving)
- Continued his streak of 55-or-more scrimmage yards in every game this season and is the only player in the NFL with 55-or-more scrimmage yards in each of his team's games this year
- Has 55-or-more scrimmage yards in 13 straight games dating back to Week 14 of the 2016 season (missed Weeks 16-17 last season), which is the longest active streak in the NFL
- Scored a touchdown on a four-yard run on the opening drive in the first quarter to give Houston a 7-0 lead
- Passed **Arian Foster** in 2014 for the fifth-longest streak in team history with 55-or-more scrimmage yards
- Tied **David Carr** (eight) for seventh-most rushing touchdowns in team history
- Passed **Alfred Blue** (1,704) for the fifth-most rushing yards in team history

### ILB BRIAN PETERS

- Finished with a single-game career high four total tackles (two solo)

### NT D.J. READER

- Finished tied for second on the team with five total tackles (four solo)

### QB TOM SAVAGE

- Completed 22-of-37 passes (59.5%) for 252 yards, two interceptions and a 57.5 passer rating
- Passed **T.J. Yates** (129) for the eighth-most completions in team history
- Passed **T.J. Yates** (1,470) for the ninth-most passing yards in franchise history
- Led Houston on a nine-play, 90-yard scoring drive (5:25) on the team's opening series of the game that resulted in a four-yard touchdown run by RB **Lamar Miller** to give Houston a 7-0 lead
- Led Houston on a 13-play, 68-yard scoring drive (4:56) that resulted in a 25-yard field goal by **K Ka'imi Fairbairn** to cut Baltimore's lead to 14-10 in the second quarter
- Led Houston on a 13-play, 65-yard scoring drive (6:20) that resulted in a 36-yard field goal by **K Ka'imi Fairbairn** to cut Baltimore's lead to 17-13 in the third quarter
- Led Houston on a seven-play, 56-yard scoring drive (2:18) that resulted in a 37-yard field goal by **K Ka'imi Fairbairn** to cut Baltimore's lead to 20-16 in the third quarter

### OLB BRENNAN SCARLETT

- Finished with four total tackles (four solo) and two tackles for loss
- Recorded his sixth tackle for loss of the season and the seventh of his career
- Logged his second career game with multiple tackles for loss. **Scarlett** had three tackles for loss in Week 10 at Los Angeles

# GAME SUMMARIES



## WEEK 13: Houston 13 at Tennessee 24

62,758 • Nissan Stadium • Nashville, Tenn. • Dec. 3, 2017



### GAME SUMMARY

The Texans fell 24-13 to the Tennessee Titans in a loss that was much closer than the final score indicated. Tom Savage threw for a single-game career-high 365 yards and one touchdown on Sunday. Three players recorded 70-or-more receiving yards, DeAndre Hopkins, Braxton Miller and Stephen Anderson. Alfred Blue forced a fumble on special teams and the Texans offense converted it into three points.

"It just doesn't matter, you know? We got to go out there, we got to find a way to win, and I'd rather be one-of-50 with a win than whatever yards I had - I don't know," Savage said. "But, it's just how this team is. It's frustrating because you see how hard everyone works and how much we put into this, and it's just not swinging our way right now. We'll find a way."

Houston outgained Tennessee when it came to total net yards on offense (384 vs. 344 yards for the Titans) and converted 50 percent of third-down attempts (8-of-16). The Texans defense gave up just 146 net yet passing yards the fewest allowed since Week 6 against Cleveland.

Still, it was not enough.

Injuries mounted as the six Texans players exited the game did not return: Bruce Ellington, Braxton Miller, C.J. Fiedorowicz, Alfred Blue, Jelani Jenkins, Johnathan Joseph. Newly-signed running back Andre Ellington filled in as a slot receiver and Stephen Anderson was the lone tight end for most of the game.

Fighting through the injuries and adversity, Houston remained within one score of the Titans with a chance to take the lead. On their final possession, the Texans overcame fourth-and-19 when Savage completed a 22-yard pass to Stephen Anderson. Driving down the field and deep in Titans territory, the Texans needed a touchdown to take the lead. Trailing 17-13, Houston's final drive ended abruptly when Savage's pass to Hopkins in the endzone was intercepted with 1:13 left in the game.

"We just got to keep getting better in these close games but in reality that's the NFL," right tackle Breno Giacomini said. "It always comes down to one or two possessions, five or six plays that determine each and every game so we just got to go back to work, there's nothing you can do."

The Texans remained alive until the final nail in the coffin came just three plays later, when Derrick Henry scored on a 75-yard touchdown run with 0:46 remaining.

Houston must now regroup and focus on the final four games of the 2017 season, which include two more divisional road games. Bill O'Brien, who led the Texans to a 9-7 finish in his first three seasons, will face a new challenge between injuries and preparing players to step in and fill roles of key contributors on both sides of the ball.

"I have confidence in our ability to coach and I really have confidence in our ability to get a team ready to play week in and week out and that's what we have to do," head coach Bill O'Brien said. "We've lost a lot of close games. That's what this league is. Games come down to the fourth quarter like this one did today and we just have to find a way to get over the hump."

With the loss, the Texans fall to 4-8 on the season. Houston returns to NRG Stadium to host the San Francisco 49ers in Week 14.

Game summary via [HoustonTexans.com](http://HoustonTexans.com)

### SCORING

SCORE BY PERIODS	1	2	3	4	OT	Total
Houston Texans	3	7	0	3	-	13
Tennessee Titans	0	10	7	7	-	24

### SCORING DRIVES

Team	Qtr	Time	Play Description (Extra Point) (Drive Info)	HOU	TEN
Texans	1	9:21	K.Fairbairn 23 yd. Field Goal (9-36, 3:39)	3	0
Texans	2	10:40	S.Anderson 4 yd. pass from T.Savage (K.Fairbairn kick) (7-87, 3:17)	10	0
Titans	2	4:18	M.Mariota 9 yd. run (R.Succop kick) (10-75, 6:22)	10	7
Titans	2	0:03	R.Succop 43 yd. Field Goal (4-37, 0:35)	10	10
Titans	3	0:03	D.Walker 24 yd. pass from M.Mariota (R.Succop kick) (10-80, 5:17)	10	17
Texans	4	4:37	K.Fairbairn 42 yd. Field Goal (12-57, 6:54)	13	17
Titans	4	0:46	D.Henry 75 yd. run (R.Succop kick) (3-80, 0:22)	13	24

### TEAM STATISTICS

	TEXANS	TITANS
TOTAL FIRST DOWNS	24	19
THIRD DOWN EFFICIENCY	8-16-50%	5-11-45%
FOURTH DOWN EFFICIENCY	1-1-100%	1-1-100%
TOTAL NET YARDS	384	344
NET YARDS RUSHING	53	198
NET YARDS PASSING	331	146
PASS ATTEMPTS-COMPLETIONS-HAD INTERCEPTED	49-31-1	23-15-0
KICKOFFS Number-In End Zone-Touchbacks	4-4-4	5-3-3
PUNTS Number and Average	3-46.3	4-49.8
Net Punting Average	32.7	42.5
FGs - PATs Had Blocked	0-0	0-0
TOTAL RETURN YARDAGE (Not Including Kickoffs)	29	41
PENALTIES Number and Yards	11-85	7-63
FUMBLES Number and Lost	1-0	2-1
TOUCHDOWNS	1	3
EXTRA POINTS Made-Attempts	1-1	3-3
FIELD GOALS Made-Attempts	2-4	1-2
RED ZONE EFFICIENCY	1-3-33%	1-1-100%
GOAL TO GO EFFICIENCY	1-3-33%	1-1-100%
SAFETIES	0	0
FINAL SCORE	13	24
TIME OF POSSESSION	33:49	26:11

### INDIVIDUAL STATISTICS

**RUSHING (Att-Yds):** Houston, L.Miller 15-56, A.Blue 4-2, T.Savage 1-(-1), A.Ellington 2-(-4). Tennessee, D.Henry 11-109, D.Murray 11-66, M.Mariota 3-23.

**PASSING (C-A-Y-I):** Houston, T.Savage 31-49-365-1. Tennessee, M.Mariota 15-23-150-0.

**RECEIVING (Rec-Yds):** Houston, D.Hopkins 8-80, S.Anderson 5-79, A.Ellington 5-56, B.Miller 4-71, L.Miller 4-38, C.Fiedorowicz 2-16, C.Thompson 1-11, B.Ellington 1-7, A.Blue 1-7. Tennessee, D.Walker 5-63, E.Decker 3-27, T.Taylor 2-15, D.Murray 2-13, C.Davis 2-12, P.Supermaw 1-20.

**SACKS (Sk-Yds):** Houston, Z.Cunningham 1-3, B.McKinney 1-1. Tennessee, D.Jones 1.5-11, B.Orakpo 1-13.5, A.Johnson 1-0, D.Morgan 0.5-9.5.

**INTERCEPTIONS (Int-Yds):** Houston, none. Baltimore, L.Sims 1-0.

**TACKLES (S-A-T):** Houston, B.McKinney 5-2-7, A.Hal 4-1-5, M.Gilchrist 4-0-4, J.Joseph 4-0-4, Z.Cunningham 3-1-4, K.Jackson 3-0-3, J.Clowney 1-2-3, A.Blackson 2-0-2, M.Williams 2-0-2, K.Johnson 1-1-2, C.Watkins 1-1-2, G.President 1-1-2, J.Heath 1-0-1, B.Peters 1-0-1, D.Reader 0-1-1. Tennessee, K.Byard 6-3-9, W.Woodyard 4-5-9, J.Cyprien 5-1-6, L.Ryan 4-2-6, A.Williamson 3-3-6, A.Johnson 4-1-5, D.Jones 2-3-5, A.Jackson 3-1-4, J.Casey 1-3-4, B.Orakpo 1-2-3, D.Morgan 1-2-3, E.Walden 2-0-2, L.Sims 1-1-2, K.Dodd 1-0-1, B.McCain 1-0-1, J.Brown 0-1-1.

**MISSED FIELD GOAL:** Houston, K.Fairbairn 48LU, 28WL. Tennessee, R.Succop 40WR.

## TEAM NOTES

### THE TEXANS

- Gained 384 total net yards on offense (53 rushing and 331 passing) compared to 344 total net yards for the Titans (198 rushing and 146 passing). Houston's 331 passing yards are the second-most they've had in a game this season (had 367 passing yards at Seattle in Week 8)
- Gained 24 first downs (three rushing, 17 passing and four by penalty) compared to 19 first downs for the Titans (nine rushing, eight passing and two by penalty). Houston's 17 first downs passing are the second-most they've had in a game this season (had 19 in Week 4 vs. Tennessee)
- Converted 8-of-16 third down attempts (50%), tied for the most third down conversions for Houston in a game this season (also had eight in Week 11 vs. Arizona)
- Surrendered just 146 net passing yards, the fewest allowed since Week 6 vs. Cleveland (113 yards)
- Won the time of possession battle 33:49 to 26:11. It was the second-highest time of possession for Houston in a game this season (39:41 in Week 4 vs. Tennessee)
- Had a player (QB **Tom Savage**) throw for 300 yards for the third time this season (QB **Deshawn Watson** did it in Week 3 at New England and Week 8 at Seattle) The only other time in franchise history that two separate players threw for 300 yards in a game was 2013 when **Matt Schaub** and **Case Keenum** each did it once
- Had three players (WR **DeAndre Hopkins**, WR **Braxton Miller** and TE **Stephen Anderson**) record 70-or-more receiving yards in a game for the first time since Week 14 of the 2013 season at Jacksonville when WR **DeAndre Hopkins** (76 yards), **Garrett Graham** (73 yards) and **Andre Johnson** (154 yards) each had 70-or-more receiving yards
- Had a third player (WR **Braxton Miller**) record a reception of 50-or-more yards this season (WR **DeAndre Hopkins** and WR **Will Fuller V**). The last time Houston had three players record a reception of 50-or-more yards in the same season was in 2012 when **Andre Johnson**, **Kevin Walter** and **Lestar Jean** each accomplished the feat
- Had an NFL-high third running back (RB **Andre Ellington**, RB **Lamar Miller** and RB **D'Onta Foreman**) record a reception of 25-or-more yards this season
- Forced their 12th and 13th fumble of the season. RB **Alfred Blue** became the 11th player to force a fumble for Houston this year on the Titans first punt return of the game and RB **Jordan Todman** recorded the team's fifth fumble on the play. S **Andre Hal** forced the other fumble for Houston in the game, his second of the season which is tied for the team-lead
- Converted their only fourth down attempt of the game and are now 4-for-7 on fourth down this season (57%)
- Recorded a sack in their 11th-straight game this year (Weeks 2-13)
- Had six different players record at least one tackle for loss on defense

### SCORING PLAYS

- 1st Quarter – K **Ka'imi Fairbairn** made a 23-yard field goal attempt following a nine-play, 36-yard drive (3:39) to give Houston a 3-0 lead
- 2nd Quarter – TE **Stephen Anderson** caught a four-yard touchdown pass from QB **Tom Savage** following a seven-play, 87-yard drive (3:17) to give Houston a 10-0 lead after K **Ka'imi Fairbairn** made the extra point attempt
- 4th Quarter – K **Ka'imi Fairbairn** made a 42-yard field goal attempt following a 12-play, 57-yard drive (6:54) to cut the Titans' lead to 17-13

## MISCELLANEOUS NOTES

- The following six Texans players were captains for the game: OLB/DE **Jadeveon Clowney**, T **Breno Giacomini**, WR **DeAndre Hopkins**, CB **Kareem Jackson**, P **Shane Lechler** and ILB **Benardrick McKinney**
- The following seven Texans players were inactive for the game: NT **Chunky Clements**, T **Julién Davenport**, G **Kyle Fuller**, WR **Will Fuller V**, WR **Cobi Hamilton**, OLB **LaTroy Lewis** and OLB **Brennan Scarlett**
- The following player was active but did not play in the game: QB **T.J. Yates**
- The following three players made their 2017 regular season debut with the Texans: RB **Andre Ellington**, OLB **Gimel President** and G **Chad Slade**
- Tennessee won the toss and elected to defer. Houston received to start the game

## INDIVIDUAL PLAYER NOTES

### TE STEPHEN ANDERSON

- Set new single-game career highs in receptions and receiving yards while tying his career high in touchdowns
- Finished with five receptions for 79 yards (15.8 avg.) and caught his first touchdown pass of the season
- Caught a four-yard touchdown pass from QB **Tom Savage** in the second quarter following a seven-play, 87-yard scoring drive (3:17) to give Houston a 10-0 lead
- Logged the second receiving touchdown of his career

### RB ALFRED BLUE

- Forced a fumble on Titans CB **Adoree' Jackson** on the Titans first punt return of the game. The ball was recovered by Texans RB **Jordan Todman** and led to a field goal for Houston's first score of the game
- Caused his second career special teams forced fumble of his career
- Ran for two yards on four carries (0.5 avg.) and caught one pass for seven yards (7.0 avg.)

### OLB/DE JADEVEON CLOWNEY

- Finished with three total tackles (one solo) and one tackle for loss
- Logged his single-season career high 18th tackle for loss of the season and now has 45 tackles for loss in his career
- Passed **Mario Williams** (44) for the third-most tackles for loss in franchise history

### ILB ZACH CUNNINGHAM

- Finished with four total tackles (three solo), 1.0 sack, one quarterback hit and two tackles for loss
- Recorded the first sack of his NFL career and the first two tackles for loss of his NFL career
- Sacked Titans QB **Marcus Mariota** for a loss of three yards in the fourth quarter

### RB ANDRE ELLINGTON

- Caught five passes for 56 yards (11.2 avg.) in his debut for the Texans
- Started in his first game with the Texans this season after being claimed off waivers on Nov. 22
- Recorded a 29-yard reception in the first quarter, giving Houston an NFL-high three running backs (RB **Lamar Miller** and RB **D'Onta Foreman**) that have recorded a reception of 25-or-more yards on the season



## INDIVIDUAL PLAYER NOTES (CONT.)

### K KA'IMI FAIRBAIRN

- Scored seven total points on two made field goals and one made extra point attempt
- Made a 23-yard field goal attempt to give Houston a 3-0 lead in the first quarter
- Made a 42-yard field goal attempt to cut the Titans' lead to 17-13 in the fourth quarter, his 17th made field goal of the season
- Passed Joel Dressen (78) for the 15th-most total points scored in franchise history

### S MARCUS GILCHRIST

- Finished with four total tackles (four solo) and one pass defended
- Recorded his fifth pass defended of the season and the 32nd of his career

### S ANDRE HAL

- Finished second on the team with five total tackles (four solo) and one forced fumble
- Forced a fumble on Titans RB **Derrick Henry** that Tennessee recovered. It was the second forced fumble of the season for Hal, which is tied for the team lead, and the second of his career

### WR DeANDRE HOPKINS

- Finished with a game-high eight receptions for a game-high 80 receiving yards (10.0 avg.)
- Recorded his ninth game of the season with 70-or-more receiving yards, which leads the NFL
- Logged his eighth game of the season with seven-or-more receptions, which leads the NFL
- Has recorded at least one reception in all 76 career games, which is the longest streak in franchise history to start a career, the longest active streak in the NFL to start a career and the 12th-longest streak of games with a reception to start a career in the Super Bowl era
- Has the third-longest streak in team history with at least one reception (76 games), trailing **Andre Johnson** (133 games from 2005-14) and **Owen Daniels** (88 straight games from 2006-13)
- Started his 76th straight game, which is the second-longest active streak among NFL wide receivers (Broncos WR **Demaryius Thomas** has started 92 consecutive games)
- Now has 77 receptions for 1,084 yards (14.1 avg.) and nine touchdowns this season

### CB KAREEM JACKSON

- Finished with three total tackles (three solo) and one pass defended
- Recorded his fifth pass defended of the season and now has 66 in his career

### CB JOHNATHAN JOSEPH

- Finished with four total tackles (four solo) and had one tackle for loss
- Logged his second tackle for loss of the season and now has 12 in his career
- Reached 101 games played with the Texans, passing **Brian Cushing** and **Owen Daniels** for the ninth-most games played in team history

### P SHANE LECHLER

- Punted three times for 139 yards (46.3 avg.), including a 54-yard punt, and pinned one punt inside the 20-yard line
- Played in his 250th straight regular season game, which is the longest active streak in the NFL and the fifth-longest streak in NFL history
- Passed **Trey Junkin** (281) and tied **Jim Marshall** (282) for the 16th-most games played in NFL history

### ILB BENARDRICK MCKINNEY

- Finished with a team-high seven total tackles (five solo), 1.0 sack and had one tackle for loss
- Sacked Titans QB **Marcus Mariota** for a loss of one yard in the first quarter. McKinney now has 3.0 sacks on the year and 9.0 in his career
- Has a single-season career high 10 tackles for loss this season and 25 in his career

### WR BRAXTON MILLER

- Caught four passes for a single-game career high 71 yards (17.8 avg.)
- Recorded a career-long 57-yard reception in the second quarter to set up a touchdown pass to TE **Stephen Anderson** that gave Houston a 10-0 lead
- Became the third Texans player to record a reception of 50-or-more yards this season, joining WR **DeAndre Hopkins** and WR **Will Fuller V**. The last time Houston had three players record a reception of 50-or-more yards in the same season was in 2012 when **Andre Johnson**, **Kevin Walter** and **Lestar Jean** accomplished the feat
- Surpassed his single-game career high in receiving yards in back-to-back weeks (43 yards at Baltimore in Week 12)
- Returned one punt for eight yards (8.0 avg.) and had a fair catch

### RB LAMAR MILLER

- Ran for a team-high 56 yards on a team-high 15 carries (3.7 avg.)
- Caught four passes for 38 yards (9.5 avg.)
- Continued his streak of 55-or-more scrimmage yards in every game this season and is the only player in the NFL with 55-or-more scrimmage yards in each of his team's games this year
- Has 55-or-more scrimmage yards in 14 straight games dating back to Week 14 of the 2016 season (missed Weeks 16-17 last season), which is the longest active streak in the NFL

### QB TOM SAVAGE

- Completed 31-of-49 passes (63.3%) for a single-game career high 365 yards, one touchdown, one interception and a 84.1 passer rating
- Set a new single-game career high in passing yards with 365. Savage's previous high was 260 passing yards in Week 15 of the 2016 season vs. Jacksonville
- Now has five touchdown passes on the season and five in his career
- Completed a career-long 57-yard pass to WR **Braxton Miller** in the second quarter to set up Houston's first touchdown of the game to TE **Stephen Anderson**
- Led Houston on a nine-play, 36-yard scoring drive (3:39) that resulted in a 23-yard field goal for K **Ka'imi Fairbairn** to give Houston a 3-0 lead in the first quarter
- Led Houston on a seven-play, 87-yard scoring drive (3:17) that resulted in a four-yard touchdown pass to TE **Stephen Anderson** to give Houston a 10-0 lead in the second quarter
- Led Houston on a 12-play, 57-yard scoring drive (6:54) that resulted in a 42-yard field goal for K **Ka'imi Fairbairn** to cut the Titans' lead to 17-13 in the fourth quarter
- Passed **Deshawn Watson** (1,699) for the eighth-most career passing yards in franchise history

### RB JORDAN TODMAN

- Recovered a fumble from Titans CB **Adoree' Jackson** on the Titans first punt return of the game. The fumble was forced by Texans RB **Alfred Blue** and led to a field goal for Houston's first score of the game

# National Football League Game Summary

NFL Copyright © 2017 by The National Football League. All rights reserved. This summary and play-by-play is for the express purpose of assisting media in their coverage of the game; any other use of this material is prohibited without the written permission of the National Football League. Updated: 12/4/2017

Date: Sunday, 12/3/2017

Houston Texans at Tennessee Titans  
at Nissan Stadium, Nashville, TN

Start Time: 12:02 PM Central

## Game Day Weather

Game Weather: Sunny  
Played Outdoors on Turf: Grass

Temp: 60° F (15.6° C) Humidity: 39%, Wind: East 4 mph  
Outdoor Weather: Sunny, Wind Chill: 60

## Officials

Referee: Blakeman, Clete (34)  
Line Judge: McKenzie, Dana (8)  
Back Judge: Patrick, Steve (17)

Umpire: George, Ramon (128)  
Field Judge: Larrew, Joe (73)  
Replay Official: Madsen, Carl (0)

Down Judge: Cruz, Hugo (94)  
Side Judge: Prioleau, Dyrrol (109)

## Lineups

Houston Texans				Tennessee Titans			
Offense		Defense		Offense		Defense	
WR 10	D.Hopkins	RDE 93	J.Heath	WR 87	E.Decker	DE 90	D.Jones
LT 79	J.Allen	LDE 98	D.Reader	TE 82	D.Walker	NT 96	S.Williams
LG 71	X.Su'a-Filo	SAM 94	U.Kamalu	LT 77	T.Lewan	DT 99	J.Casey
C 66	N.Martin	MIKE 55	B.McKinney	LG 67	Q.Spain	OLB 91	D.Morgan
RG 65	G.Mancz	WILL 41	Z.Cunningham	C 60	B.Jones	ILB 59	W.Woodyard
RT 68	B.Giacomini	JACK 90	J.Clowney	RG 64	J.Kline	ILB 54	A.Williamson
TE 87	C.Fiedorowicz	LCB 24	J.Joseph	RT 78	J.Conklin	OLB 98	B.Orakpo
WR 12	B.Ellington	RCB 25	K.Jackson	WR 84	C.Davis	CB 25	A.Jackson
QB 3	T.Savage	CB 30	K.Johnson	QB 8	M.Mariota	SS 37	J.Cyprien
TE 89	S.Anderson	FS 29	A.Hal	TE 81	J.Smith	FS 31	K.Byard
RB 38	A.Ellington	SS 21	M.Gilchrist	RB 29	D.Murray	CB 26	L.Ryan

## Substitutions

K 7 K.Fairbairn, P 9 S.Lechler, WR 13 B.Miller, WR 14 C.Thompson, RB 22 J.Todman, S 23 K.Drummond, RB 26 L.Miller, RB 28 A.Blue, CB 31 T.Decoud, S 35 E.Pleasant, CB 40 M.Williams, S 43 C.Moore, ILB 44 J.Jenkins, FB 45 J.Prosch, LS 46 J.Weeks, ILB 51 D.Cole, ILB 52 B.Peters, OLB 53 G.President, G 62 C.Slade, T 63 K.Lamm, DE 91 C.Watkins, NT 92 B.Dunn, DE 97 A.Blackson

## Did Not Play

QB 2 T.Yates

## Not Active

WR 15 W.Fuller V, WR 17 C.Hamilton, OLB 54 L.Lewis, OLB 57 B.Scarlett, G 61 K.Fuller, T 70 J.Davenport, NT 96 C.Clements

## Substitutions

K 4 R.Succop, P 6 B.Kern, WR 13 T.Taylor, WR 14 E.Weems, S 21 D.Searcy, RB 22 D.Henry, CB 23 B.McCain, RB 32 D.Fluellen, CB 33 T.Smith, CB 36 L.Sims, S 41 B.Trawick, LS 48 B.Brinkley, LB 50 N.Palmer, LB 53 D.Bates, LB 55 J.Brown, C/G 62 B.Schwenke, G/T 71 D.Kelly, WR 83 H.Douglas, TE 89 P.Superdaw, OLB 92 K.Dodd, OLB 93 E.Walden, DL 94 A.Johnson, DL 97 K.Klug

## Did Not Play

QB 16 M.Cassel

## Not Active

QB 3 B.Weeden, WR 18 R.Matthews, CB 24 K.Reed, DB 35 C.Riley, FB 45 J.Fowler, G/C 61 C.Levin, DE 95 D.King

## Field Goals (made ( ) & missed)

Player	Attempts	Made	Missed	OT	Total
K.Fairbairn	(23)	48	LU 28	WL (42)	
R.Succop	40	WR (43)			
VISITOR:	Houston Texans	3	7	0	3
HOME:	Tennessee Titans	0	10	7	7

## Scoring Plays

Team	Qtr	Time	Play Description (Extra Point) (Drive Info)	Visitor	Home
Texans	1	9:21	K.Fairbairn 23 yd. Field Goal (9-36, 3:39)	3	0
Texans	2	10:40	S.Anderson 4 yd. pass from T.Savage (K.Fairbairn kick) (7-87, 3:17)	10	0
Titans	2	4:18	M.Mariota 9 yd. run (R.Succop kick) (10-75, 6:22)	10	7
Titans	2	0:03	R.Succop 43 yd. Field Goal (4-37, 0:35)	10	10
Titans	3	0:03	D.Walker 24 yd. pass from M.Mariota (R.Succop kick) (10-80, 5:17)	10	17
Texans	4	4:37	K.Fairbairn 42 yd. Field Goal (12-57, 6:54)	13	17
Titans	4	0:46	D.Henry 75 yd. run (R.Succop kick) (3-80, 0:22)	13	24

Paid Attendance: 62,758

Time: 3:29



## Final Team Statistics

	Visitor Texans	Home Titans
<b>TOTAL FIRST DOWNS</b>	24	19
By Rushing	3	9
By Passing	17	8
By Penalty	4	2
<b>THIRD DOWN EFFICIENCY</b>	8-16-50%	5-11-45%
<b>FOURTH DOWN EFFICIENCY</b>	1-1-100%	1-1-100%
<b>TOTAL NET YARDS</b>	384	344
Total Offensive Plays (inc. times thrown passing)	75	50
Average gain per offensive play	5.1	6.9
<b>NET YARDS RUSHING</b>	53	198
Total Rushing Plays	22	25
Average gain per rushing play	2.4	7.9
Tackles for a loss-number and yards	3-5	3-6
<b>NET YARDS PASSING</b>	331	146
Times thrown - yards lost attempting to pass	4-34	2-4
Gross yards passing	365	150
<b>PASS ATTEMPTS-COMPLETIONS-HAD INTERCEPTED</b>	49-31-1	23-15-0
Avg gain per pass play (inc.# thrown passing)	6.2	5.8
<b>KICKOFFS Number-In End Zone-Touchbacks</b>	4-4-4	5-3-3
<b>PUNTS Number and Average</b>	3-46.3	4-49.8
Had Blocked	0	0
<b>FGs - PATs Had Blocked</b>	0-0	0-0
<b>Net Punting Average</b>	32.7	42.5
<b>TOTAL RETURN YARDAGE (Not Including Kickoffs)</b>	29	41
No. and Yards Punt Returns	3-29	2-41
No. and Yards Kickoff Returns	2-42	0-0
No. and Yards Interception Returns	0-0	1-0
<b>PENALTIES Number and Yards</b>	11-85	7-63
<b>FUMBLES Number and Lost</b>	1-0	2-1
<b>TOUCHDOWNS</b>	1	3
Rushing	0	2
Passing	1	1
<b>EXTRA POINTS Made-Attempts</b>	1-1	3-3
Kicking Made-Attempts	1-1	3-3
<b>FIELD GOALS Made-Attempts</b>	2-4	1-2
<b>RED ZONE EFFICIENCY</b>	1-3-33%	1-1-100%
<b>GOAL TO GO EFFICIENCY</b>	1-3-33%	1-1-100%
<b>SAFETIES</b>	0	0
<b>FINAL SCORE</b>	13	24
<b>TIME OF POSSESSION</b>	33:49	26:11

## Ball Possession And Drive Chart

## Houston Texans

#	Time Recd	Time Lost	Time Poss	How Ball Obtained	Drive Began	# Play	Yds Gain	Yds Pen	Net Yds	1st Down	Last Scrm	How Given Up
1	15:00	13:00	2:00	Kickoff	HST 25	3	9	0	9	0	HST 34	Punt
2	13:00	9:21	3:39	Fumble	TEN 41	9	28	8	36	2	* TEN 5	Field Goal
3	4:54	2:44	2:10	Missed FG	HST 30	3	16	-10	6	0	HST 36	Punt
4	13:57	10:40	3:17	Punt	HST 13	7	77	10	87	4	* TEN 4	Touchdown
5	4:18	0:38	3:40	Kickoff	HST 21	12	49	0	49	3	TEN 30	Missed FG
6	0:03	0:00	0:03	Kickoff	HST 25	1	-1	0	-1	0	HST 25	End of Half
7	13:26	5:20	8:06	Punt	HST 26	16	60	5	65	6	* TEN 9	Missed FG
8	0:03	13:28	1:35	Kickoff	HST 25	4	19	0	19	1	HST 44	Punt
9	11:31	4:37	6:54	Punt	HST 19	12	67	-10	57	4	TEN 24	Field Goal
10	2:47	1:08	1:39	Punt	HST 28	7	58	-15	43	2	TEN 29	Interception
11	0:46	0:00	0:46	Kickoff	HST 31	5	2	0	2	2	TEN 48	End of Game

(302) Average HST 27

## Tennessee Titans

#	Time Recd	Time Lost	Time Poss	How Ball Obtained	Drive Began	# Play	Yds Gain	Yds Pen	Net Yds	1st Down	Last Scrm	How Given Up
1	9:21	4:54	4:27	Kickoff	TEN 25	8	58	-5	53	3	HST 22	Missed FG
2	2:44	13:57	3:47	Punt	TEN 22	7	30	5	35	2	HST 43	Punt
3	10:40	4:18	6:22	Kickoff	TEN 25	10	70	5	75	5	* HST 9	Touchdown
4	0:38	0:03	0:35	Missed FG	TEN 38	4	27	10	37	3	HST 25	Field Goal
5	15:00	13:26	1:34	Kickoff	TEN 25	3	2	0	2	0	TEN 27	Punt
6	5:20	0:03	5:17	Missed FG	TEN 20	10	80	0	80	4	HST 24	Touchdown
7	13:28	11:31	1:57	Punt	TEN 19	4	-2	20	18	1	TEN 37	Punt
8	4:37	2:47	1:50	Kickoff	TEN 25	3	-1	0	-1	0	TEN 24	Punt
9	1:08	0:46	0:22	Interception	TEN 20	3	80	0	80	1	TEN 25	Touchdown

(219) Average TEN 24

\* inside opponent's 20

Time of Possession by Quarter		1st	2nd	3rd	4th	OT	Total
Visitor	Houston Texans	7:49	7:00	8:09	10:51		33:49
Home	Tennessee Titans	7:11	8:00	6:51	4:09		26:11

Kickoff Drive No.-Start Average

Texans: 5 - HST 25

Titans: 4 - TEN 25









**First Quarter**

TEN wins the coin toss and elects to defer. HST elects to Receive, and TEN elects to defend the south goal.

R.Succop kicks 65 yards from TEN 35 to end zone, Touchback.

**Houston Texans at 15:00**

- 1-10-HST 25 (15:00) (Shotgun) T.Savage pass short right to A.Ellington to HST 30 for 5 yards (J.Cyprien).  
 2-5-HST 30 (14:26) (Shotgun) L.Miller left guard to HST 30 for no gain (D.Jones; A.Williamson).  
 3-5-HST 30 (13:44) (Shotgun) T.Savage pass short left to D.Hopkins pushed ob at HST 34 for 4 yards (L.Ryan).  
 4-1-HST 34 (13:17) (Punt formation) S.Lechler punts 54 yards to TEN 12, Center-J.Weeks. A.Jackson to TEN 37 for 25 yards (A.Blue). FUMBLES (A.Blue), RECOVERED by HST-J.Todman at TEN 41. J.Todman to TEN 41 for no gain (A.Johnson).

**Houston Texans at 13:00**

- 1-10-TEN 41 (13:00) (Shotgun) T.Savage pass incomplete deep right to C.Fiedorowicz.  
 2-10-TEN 41 (12:55) (Shotgun) L.Miller up the middle to TEN 40 for 1 yard (D.Jones).  
 3-9-TEN 40 (12:13) (Shotgun) T.Savage pass deep right to A.Ellington pushed ob at TEN 11 for 29 yards (K.Byard). P1  
1-10-TEN 11 (11:49) A.Ellington right end to TEN 14 for -3 yards (E.Walden).  
 2-13-TEN 14 (11:08) L.Miller up the middle to TEN 12 for 2 yards (B.Orakpo).  
 3-11-TEN 12 (10:23) (Shotgun) T.Savage pass incomplete short middle to S.Anderson.  
*PENALTY on TEN-W.Woodyard, Defensive Pass Interference, 8 yards, enforced at TEN 12 - No Play.* X2  
1-4-TEN 4 (10:19) (Shotgun) T.Savage pass short left to D.Hopkins for 4 yards, TOUCHDOWN.  
 The Replay Official reviewed the pass completion ruling, and the play was REVERSED.  
 (Shotgun) T.Savage pass incomplete short left to D.Hopkins (L.Ryan).  
 2-4-TEN 4 (10:13) (Shotgun) A.Blue up the middle to TEN 5 for -1 yards (J.Cyprien; A.Williamson).  
 3-5-TEN 5 (9:30) (Shotgun) T.Savage pass incomplete short right to D.Hopkins.  
 4-5-TEN 5 (9:25) (Field Goal formation) K.Fairbairn 23 yard field goal is GOOD, Center-J.Weeks, Holder-S.Lechler.

**HST 3 TEN 0, 9 plays, 36 yards, 1 penalty, 3:39 drive, 5:39 elapsed**

K.Fairbairn kicks 65 yards from HST 35 to end zone, Touchback.

**Tennessee Titans at 9:21**

- 1-10-TEN 25 (9:21) (Shotgun) M.Mariota pass short left to C.Davis pushed ob at TEN 38 for 13 yards (M.Gilchrist). P1  
1-10-TEN 38 (8:42) M.Mariota pass short middle to P.Superdaw to HST 42 for 20 yards (A.Hal). P2  
1-10-HST 42 (8:02) (Shotgun) *PENALTY on TEN-T.Lewan, False Start, 5 yards, enforced at HST 42 - No Play.*  
 1-15-HST 47 (7:41) M.Mariota pass short left to E.Decker pushed ob at HST 35 for 12 yards (K.Johnson).  
 2-3-HST 35 (7:11) (Shotgun) D.Murray up the middle to HST 30 for 5 yards (D.Reader; B.McKinney). R3  
1-10-HST 30 (6:32) M.Mariota pass incomplete deep left to C.Davis.  
 2-10-HST 30 (6:26) (Shotgun) D.Murray left guard to HST 21 for 9 yards (B.McKinney).  
 3-1-HST 21 (5:42) M.Mariota sacked ob at HST 22 for -1 yards (B.McKinney).  
 4-2-HST 22 (4:59) (Field Goal formation) R.Succop 40 yard field goal is No Good, Wide Right, Center-B.Brinkley, Holder-B.Kern.

**Houston Texans at 4:54**

- 1-10-HST 30 (4:54) (Shotgun) L.Miller left tackle to HST 34 for 4 yards (J.Cyprien).  
*PENALTY on HST-N.Martin, Offensive Holding, 10 yards, enforced at HST 30 - No Play.*  
 1-20-HST 20 (4:33) (Shotgun) T.Savage pass short left to B.Ellington to HST 27 for 7 yards (A.Williamson).  
 2-13-HST 27 (3:48) (Shotgun) T.Savage pass short right to C.Fiedorowicz to HST 36 for 9 yards (W.Woodyard; J.Brown).  
 3-4-HST 36 (3:05) (Shotgun) T.Savage pass incomplete short left to B.Ellington (J.Cyprien).  
 4-4-HST 36 (2:57) (Punt formation) S.Lechler punts 48 yards to TEN 16, Center-J.Weeks. A.Jackson pushed ob at TEN 32 for 16 yards (J.Jenkins).  
*PENALTY on TEN-J.Brown, Illegal Block Above the Waist, 10 yards, enforced at TEN 32.*

**Tennessee Titans at 2:44**

- 1-10-TEN 22 (2:44) (Shotgun) D.Murray right tackle to TEN 36 for 14 yards (M.Gilchrist). R4  
1-10-TEN 36 (2:05) (Shotgun) D.Murray right guard to TEN 37 for 1 yard (A.Hal).  
 2-9-TEN 37 (1:30) (Shotgun) D.Murray up the middle to TEN 40 for 3 yards (B.McKinney; C.Watkins).  
 3-6-TEN 40 (:45) (Shotgun) M.Mariota pass short left to D.Walker to HST 49 for 11 yards (M.Gilchrist). P5  
1-10-HST 49 (:06) D.Henry right tackle to HST 49 for no gain (A.Blackson).

**END OF QUARTER**

	Score	Time Poss	First Downs				Efficiencies	
			R	P	X	T	3 Down	4 Down
<b>Houston Texans</b>	<b>3</b>	<b>7:49</b>	<b>0</b>	<b>1</b>	<b>1</b>	<b>2</b>	<b>1/4</b>	<b>0/0</b>
<b>Tennessee Titans</b>	<b>0</b>	<b>7:11</b>	<b>2</b>	<b>3</b>	<b>0</b>	<b>5</b>	<b>1/2</b>	<b>0/0</b>

## Second Quarter

12/3/2017

## Play By Play

Tennessee Titans continued.

- 2-10-HST 49 (15:00) (Shotgun) M.Mariota pass incomplete deep right to C.Davis (A.Hal).  
*PENALTY on HST-J.Clowney, Defensive Offside, 5 yards, enforced at HST 49 - No Play.*
- 2-5-HST 44 (14:54) (Shotgun) D.Murray up the middle to HST 43 for 1 yard (A.Blackson).
- 3-4-HST 43 (14:12) (Shotgun) M.Mariota pass incomplete short left to J.Smith (M.Gilchrist).
- 4-4-HST 43 (14:05) (Punt formation) B.Kern punts 30 yards to HST 13, Center-B.Brinkley, fair catch by B.Miller.

**Houston Texans at 13:57**

- 1-10-HST 13 (13:57) (Shotgun) T.Savage pass short middle to B.Miller to HST 23 for 10 yards (E.Walden). P3  
*PENALTY on TEN-E.Walden, Tripping, 10 yards, enforced at HST 23.* X4
- 1-10-HST 33 (13:27) (Shotgun) A.Blue right guard to HST 33 for no gain (J.Casey; D.Morgan).
- 2-10-HST 33 (12:47) (Shotgun) T.Savage pass short middle to C.Fiedorowicz to HST 40 for 7 yards (A.Williamson; K.Byard).
- 3-3-HST 40 (12:10) (Shotgun) T.Savage pass deep middle to B.Miller to TEN 3 for 57 yards (A.Jackson) [K.Klug]. P5
- 1-3-TEN 3 (11:36) (No Huddle) A.Ellington left tackle to TEN 4 for -1 yards (W.Woodyard; J.Casey).
- 2-4-TEN 4 (10:52) (Shotgun) T.Savage pass incomplete short left to S.Anderson.
- 3-4-TEN 4 **(10:48) (Shotgun) T.Savage pass short left to S.Anderson for 4 yards, TOUCHDOWN.** P6  
**The Replay Official reviewed the pass completion ruling, and the play was Upheld. The ruling on the field stands.**  
K.Fairbairn extra point is GOOD, Center-J.Weeks, Holder-S.Lechler.

HST 10 TEN 0, 7 plays, 87 yards, 1 penalty, 3:17 drive, 4:20 elapsed

K.Fairbairn kicks 65 yards from HST 35 to end zone, Touchback.

**Tennessee Titans at 10:40**

- 1-10-TEN 25 (10:40) M.Mariota scrambles right end to TEN 27 for 2 yards (J.Joseph).
- 2-8-TEN 27 (10:01) D.Henry right end to TEN 33 for 6 yards (B.McKinney).
- 3-2-TEN 33 (9:18) (Shotgun) D.Murray right guard to TEN 37 for 4 yards (B.McKinney). R6
- 1-10-TEN 37 (8:38) (Shotgun) M.Mariota pass short left to D.Henry to TEN 43 for 6 yards (K.Jackson).  
*PENALTY on HST-J.Clowney, Defensive Offside, 5 yards, enforced at TEN 37 - No Play.*
- 1-5-TEN 42 (8:13) (Shotgun) M.Mariota pass short right to D.Walker to TEN 39 for -3 yards (J.Joseph).
- 2-8-TEN 39 (7:27) M.Mariota pass short right to E.Decker ran ob at HST 49 for 12 yards. P7
- 1-10-HST 49 (6:55) (Shotgun) M.Mariota pass incomplete deep left to E.Decker.
- 2-10-HST 49 (6:49) (Shotgun) M.Mariota pass short right to E.Decker to HST 46 for 3 yards (J.Joseph).
- 3-7-HST 46 (6:09) (Shotgun) M.Mariota pass short right to D.Murray to HST 33 for 13 yards (J.Joseph). P8
- 1-10-HST 33 (5:25) D.Henry right tackle to HST 9 for 24 yards (A.Hal). FUMBLES (A.Hal), ball out of bounds at HST 6. R9
- 1-9-HST 9 **(4:23) (Shotgun) M.Mariota scrambles left end for 9 yards, TOUCHDOWN.** R10  
R.Succop extra point is GOOD, Center-B.Brinkley, Holder-B.Kern.

HST 10 TEN 7, 10 plays, 75 yards, 1 penalty, 6:22 drive, 10:42 elapsed

R.Succop kicks 60 yards from TEN 35 to HST 5. C.Thompson to HST 21 for 16 yards (B.Trawick).

**Houston Texans at 4:18, (1st play from scrimmage 4:13)**

- 1-10-HST 21 (4:13) T.Savage pass short left to B.Miller to HST 23 for 2 yards (A.Johnson).
- 2-8-HST 23 (3:27) (Shotgun) T.Savage pass short left to D.Hopkins pushed ob at HST 40 for 17 yards (K.Byard). P7
- 1-10-HST 40 (3:01) L.Miller up the middle to HST 44 for 4 yards (W.Woodyard).
- 2-6-HST 44 (2:24) L.Miller right tackle to HST 48 for 4 yards (A.Jackson; D.Jones).

## Two-Minute Warning

- 3-2-HST 48 (2:00) (Shotgun) T.Savage pass deep right to D.Hopkins ran ob at TEN 35 for 17 yards. P8  
The Replay Official reviewed the pass completion ruling, and the play was Upheld. The ruling on the field stands.
- 1-10-TEN 35 (1:54) (Shotgun) T.Savage sacked at TEN 42 for -7 yards (D.Jones).  
Timeout #1 by TEN at 01:46.
- 2-17-TEN 42 (1:46) (Shotgun) T.Savage pass short left to B.Miller to TEN 40 for 2 yards (K.Byard).  
Timeout #2 by TEN at 01:41.
- 3-15-TEN 40 (1:41) (Shotgun) T.Savage pass short right to S.Anderson to TEN 22 for 18 yards (J.Cyprien). P9
- 1-10-TEN 22 (:59) (No Huddle, Shotgun) T.Savage pass incomplete short left to S.Anderson (A.Jackson).
- 2-10-TEN 22 (:53) (Shotgun) T.Savage pass incomplete deep right to D.Hopkins.
- 3-10-TEN 22 (:48) (Shotgun) T.Savage sacked at TEN 30 for -8 yards (sack split by D.Jones and B.Orakpo).  
Timeout #1 by HST at 00:43.

**Houston Texans vs Tennessee Titans at Nissan Stadium**

4-18-TEN 30 (:43) (Field Goal formation) K.Fairbairn 48 yard field goal is No Good, Hit Left Upright, Center-J.Weeks, Holder-S.Lechler.

**Tennessee Titans at 0:38**

1-10-TEN 38 (:38) (Shotgun) M.Mariota pass short left to T.Taylor to HST 47 for 15 yards (K.Jackson). TEN-T.Taylor was injured during the play. His return is Questionable. P11  
Timeout #3 by TEN at 00:30.

1-10-HST 47 (:30) (Shotgun) M.Mariota pass incomplete short right.

2-10-HST 47 (:22) (Shotgun) M.Mariota scrambles left end pushed ob at HST 35 for 12 yards (M.Williams). R12  
*PENALTY on HST-K.Johnson, Defensive Holding, 5 yards, enforced at HST 35.* X13

1-10-HST 30 (:14) (Shotgun) M.Mariota pass incomplete deep left to C.Davis.  
*PENALTY on HST-J.Clowney, Defensive Offside, 5 yards, enforced at HST 30 - No Play.*

1-5-HST 25 (:08) (Field Goal formation) R.Succop 43 yard field goal is GOOD, Center-B.Brinkley, Holder-B.Kern.

<b>HST 10 TEN 10, 4 plays, 37 yards, 2 penalties, 0:35 drive, 14:57 elapsed</b>
---

R.Succop kicks 65 yards from TEN 35 to end zone, Touchback.

**Houston Texans at 0:03**

1-10-HST 25 (:03) T.Savage kneels to HST 24 for -1 yards.

**END OF QUARTER**

	Score	Time Poss	First Downs				Efficiencies	
			R	P	X	T	3 Down	4 Down
<b>Houston Texans</b>	<b>10</b>	<b>7:00</b>	<b>0</b>	<b>6</b>	<b>1</b>	<b>7</b>	<b>4/5</b>	<b>0/0</b>
<b>Tennessee Titans</b>	<b>10</b>	<b>8:00</b>	<b>4</b>	<b>3</b>	<b>1</b>	<b>8</b>	<b>2/3</b>	<b>0/0</b>

## Third Quarter

12/3/2017

## Play By Play

TEN elects to Receive, and HST elects to defend the North goal.

K.Fairbairn kicks 65 yards from HST 35 to end zone, Touchback.

## Tennessee Titans at 15:00

- 1-10-TEN 25 (15:00) (Shotgun) M.Mariota pass short left to C.Davis to TEN 24 for -1 yards (M.Williams).
- 2-11-TEN 24 (14:23) (Shotgun) D.Murray up the middle to TEN 27 for 3 yards (G.President).
- 3-8-TEN 27 (13:43) (Shotgun) M.Mariota pass incomplete short right to C.Davis.  
*Penalty on TEN-T.Lewan, Offensive Holding, declined.*
- 4-8-TEN 27 (13:36) (Punt formation) B.Kern punts 55 yards to HST 18, Center-B.Brinkley. B.Miller ran ob at HST 26 for 8 yards (E.Weems).

## Houston Texans at 13:26

- 1-10-HST 26 (13:26) L.Miller left tackle to HST 29 for 3 yards (A.Williamson). TEN-D.Jones was injured during the play. His return is Questionable.
- 2-7-HST 29 (12:53) (Shotgun) T.Savage pass short left to D.Hopkins to HST 35 for 6 yards (L.Ryan) [A.Williamson].
- 3-1-HST 35 (12:09) (Shotgun) L.Miller up the middle to HST 37 for 2 yards (A.Johnson). R10
- 1-10-HST 37 (11:30) (Shotgun) T.Savage pass short middle to A.Ellington to HST 42 for 5 yards (J.Cyprien).
- 2-5-HST 42 (10:56) (No Huddle, Shotgun) T.Savage pass short left to D.Hopkins to HST 47 for 5 yards (L.Ryan). P11
- 1-10-HST 47 (10:15) (Shotgun) T.Savage pass short left to D.Hopkins to TEN 41 for 12 yards (L.Ryan; K.Byard). P12
- 1-10-TEN 41 (9:29) (Shotgun) T.Savage pass short left to D.Hopkins pushed ob at TEN 36 for 5 yards (L.Ryan).
- 2-5-TEN 36 (8:58) L.Miller left end to TEN 24 for 12 yards (J.Casey). R13
- 1-10-TEN 24 (8:15) L.Miller right tackle to TEN 24 for no gain (K.Dodd).
- 2-10-TEN 24 (7:34) (Shotgun) T.Savage pass short left to L.Miller to TEN 21 for 3 yards (B.Orakpo).  
*PENALTY on TEN-L.Ryan, Defensive Holding, 5 yards, enforced at TEN 24 - No Play.* X14
- 1-10-TEN 19 (7:08) A.Blue left guard to TEN 16 for 3 yards (D.Morgan).  
*Penalty on TEN-J.Casey, Unnecessary Roughness, offsetting.*  
*Penalty on HST-B.Giacomini, Unnecessary Roughness, offsetting.*
- 2-7-TEN 16 (6:35) (Shotgun) T.Savage pass incomplete deep right to D.Hopkins (L.Ryan).
- 3-7-TEN 16 (6:29) (Shotgun) T.Savage pass short left to A.Blue to TEN 9 for 7 yards (W.Woodyard; L.Ryan). P15  
Tennessee challenged the first down ruling, and the play was Upheld. The ruling on the field stands. (Timeout #1.)
- 1-9-TEN 9 (6:21) A.Blue left guard to TEN 9 for no gain (A.Johnson).
- 2-9-TEN 9 (5:35) (Shotgun) T.Savage pass incomplete short middle to S.Anderson.
- 3-9-TEN 9 (5:29) (Shotgun) T.Savage pass incomplete short left to S.Anderson (J.Brown) [J.Casey].
- 4-9-TEN 9 (5:24) (Field Goal formation) K.Fairbairn 28 yard field goal is No Good, Wide Left, Center-J.Weeks, Holder-S.Lechler.

## Tennessee Titans at 5:20

- 1-10-TEN 20 (5:20) (Shotgun) M.Mariota pass incomplete short right.
- 2-10-TEN 20 (5:12) (Shotgun) D.Murray right end to TEN 22 for 2 yards (J.Heath).
- 3-8-TEN 22 (4:21) (Shotgun) M.Mariota pass deep right to D.Walker ran ob at TEN 40 for 18 yards (K.Jackson). P14
- 1-10-TEN 40 (3:45) D.Murray right tackle to TEN 42 for 2 yards (Z.Cunningham).
- 2-8-TEN 42 (3:04) (Shotgun) D.Murray right tackle pushed ob at HST 36 for 22 yards (M.Gilchrist). R15
- 1-10-HST 36 (2:24) M.Mariota pass incomplete deep right to E.Decker (K.Jackson).
- 2-10-HST 36 (2:17) D.Henry right guard to HST 40 for -4 yards (C.Watkins).
- 3-14-HST 40 (1:38) (Shotgun) M.Mariota pass short right to D.Walker to HST 26 for 14 yards (A.Hal).  
Houston challenged the first down ruling, and the play was REVERSED.  
(Shotgun) M.Mariota pass short right to D.Walker to HST 27 for 13 yards (A.Hal).
- 4-1-HST 27 (:49) D.Henry right guard to HST 24 for 3 yards (B.Peters). R16
- 1-10-HST 24 (:09) **M.Mariota pass deep middle to D.Walker for 24 yards, TOUCHDOWN [D.Reader]. TEN-D.Walker was injured during the play. His return is Questionable.** P17  
R.Succop extra point is GOOD, Center-B.Brinkley, Holder-B.Kern.

<b>HST 10 TEN 17, 10 plays, 80 yards, 5:17 drive, 14:57 elapsed</b>
---

R.Succop kicks 65 yards from TEN 35 to end zone, Touchback.

## Houston Texans at 0:03

- 1-10-HST 25 (:03) (Shotgun) L.Miller up the middle to HST 36 for 11 yards (K.Byard). R16

## END OF QUARTER

	Score	Time Poss	First Downs				Efficiencies	
			R	P	X	T	3 Down	4 Down
Houston Texans	10	8:09	3	3	1	7	2/3	0/0
Tennessee Titans	17	6:51	2	2	0	4	1/3	1/1

## Fourth Quarter

12/3/2017

## Play By Play

Houston Texans continued.

- 1-10-HST 36 (15:00) (Shotgun) L.Miller left tackle to HST 42 for 6 yards (A.Jackson).  
 2-4-HST 42 (14:24) (Shotgun) L.Miller up the middle to HST 44 for 2 yards (W.Woodyard).  
 3-2-HST 44 (13:41) (Shotgun) T.Savage pass incomplete short left to D.Hopkins.  
 4-2-HST 44 (13:37) (Punt formation) S.Lechler punts 37 yards to TEN 19, Center-J.Weeks, out of bounds.

## Tennessee Titans at 13:28

- 1-10-TEN 19 (13:28) D.Henry left end to TEN 18 for -1 yards (J.Clowney).  
 2-11-TEN 18 (12:48) (Shotgun) M.Mariota pass incomplete deep right to E.Decker.  
*PENALTY on HST-K.Johnson, Defensive Pass Interference, 20 yards, enforced at TEN 18 - No Play.* X18  
1-10-TEN 38 (12:43) D.Henry up the middle to TEN 37 for -1 yards (Z.Cunningham).  
 2-11-TEN 37 (11:58) (Shotgun) M.Mariota pass incomplete deep left to E.Decker.  
 3-11-TEN 37 (11:50) (Shotgun) M.Mariota pass short right to D.Murray to TEN 37 for no gain (B.McKinney).  
*Penalty on TEN-B.Jones, Illegal Block Above the Waist, declined.*  
 4-11-TEN 37 (11:40) (Punt formation) B.Kern punts 59 yards to HST 4, Center-B.Brinkley. C.Thompson pushed ob at HST 19 for 15 yards (B.Trawick).

## Houston Texans at 11:31

- 1-10-HST 19 (11:31) (Shotgun) L.Miller right guard to HST 22 for 3 yards (A.Johnson; W.Woodyard).  
 2-7-HST 22 (10:46) T.Savage sacked at HST 22 for 0 yards (A.Johnson).  
 3-7-HST 22 (10:00) (Shotgun) T.Savage pass short left to D.Hopkins pushed ob at HST 36 for 14 yards (L.Sims; K.Byard). P17  
1-10-HST 36 (9:21) (Shotgun) L.Miller left guard to HST 39 for 3 yards (W.Woodyard; J.Casey). TEN-W.Woodyard was injured during the play. His return is Questionable.  
 2-7-HST 39 (8:43) (Shotgun) T.Savage pass incomplete short left to D.Hopkins [J.Casey].  
*PENALTY on HST-B.Giacomini, Offensive Holding, 10 yards, enforced at HST 39 - No Play.*  
 2-17-HST 29 (8:37) (Shotgun) T.Savage pass short middle to L.Miller to HST 40 for 11 yards (K.Byard).  
 3-6-HST 40 (7:50) (Shotgun) T.Savage pass incomplete short middle to S.Anderson.  
*PENALTY on TEN-J.Brown, Defensive Pass Interference, 10 yards, enforced at HST 40 - No Play.* X18  
1-10-50 (7:45) (Shotgun) L.Miller right guard to TEN 47 for 3 yards (A.Williamson).  
 2-7-TEN 47 (7:04) (Shotgun) T.Savage pass short right to A.Ellington ran ob at TEN 35 for 12 yards. P19  
1-10-TEN 35 (6:44) (Shotgun) T.Savage pass short right to C.Thompson pushed ob at TEN 24 for 11 yards (A.Jackson). P20  
1-10-TEN 24 (6:07) (Shotgun) T.Savage pass short right to D.Hopkins to TEN 16 for 8 yards (L.Sims).  
*PENALTY on HST-J.Allen, Offensive Holding, 10 yards, enforced at TEN 24 - No Play.*  
 Timeout #1 by HST at 05:32.  
 1-20-TEN 34 (5:32) (Shotgun) T.Savage pass short middle to S.Anderson to TEN 24 for 10 yards (W.Woodyard).  
 2-10-TEN 24 (4:52) (Shotgun) T.Savage pass incomplete short middle to C.Thompson.  
 3-10-TEN 24 (4:47) (Shotgun) T.Savage pass incomplete deep middle to A.Ellington.  
 4-10-TEN 24 (4:42) (Field Goal formation) **K.Fairbairn 42 yard field goal is GOOD, Center-J.Weeks, Holder-S.Lechler.**

<b>HST 13 TEN 17, 12 plays, 57 yards, 1 penalty, 6:54 drive, 10:23 elapsed</b>
--

K.Fairbairn kicks 65 yards from HST 35 to end zone, Touchback.

## Tennessee Titans at 4:37

- 1-10-TEN 25 (4:37) (Shotgun) D.Henry right guard to TEN 27 for 2 yards (G.President; Z.Cunningham).  
 2-8-TEN 27 (3:44) (Shotgun) M.Mariota pass short middle to T.Taylor pushed ob at TEN 27 for no gain (K.Jackson).  
 3-8-TEN 27 (3:39) (Shotgun) M.Mariota sacked at TEN 24 for -3 yards (Z.Cunningham).  
 4-11-TEN 24 (3:01) (Punt formation) B.Kern punts 55 yards to HST 21, Center-B.Brinkley. C.Thompson MUFFS catch, touched at HST 21, and recovers at HST 22. C.Thompson to HST 28 for 6 yards (T.Smith).

## Houston Texans at 2:47

- 1-10-HST 28 (2:47) (Shotgun) T.Savage pass short left to A.Ellington to HST 33 for 5 yards (K.Byard).  
 2-5-HST 33 (2:14) (No Huddle, Shotgun) T.Savage pass deep left to S.Anderson pushed ob at TEN 42 for 25 yards (W.Woodyard). P21  
1-10-TEN 42 (2:08) (Shotgun) T.Savage pass short right to L.Miller pushed ob at TEN 36 for 6 yards (J.Cyprien).  
 2-4-TEN 36 (2:02) (Shotgun) T.Savage pass incomplete short right to S.Anderson.

## Two-Minute Warning

- 3-4-TEN 36 (1:57) (Shotgun) T.Savage pass incomplete short right to S.Anderson (K.Byard).  
 4-4-TEN 36 (1:54) (Shotgun) *PENALTY on HST-J.Allen, False Start, 5 yards, enforced at TEN 36 - No Play.*  
 4-9-TEN 41 (1:54) (Shotgun) *PENALTY on HST-J.Allen, False Start, 5 yards, enforced at TEN 41 - No Play.*

**Houston Texans vs Tennessee Titans at Nissan Stadium**

4-14-TEN 46 (1:54) (Shotgun) PENALTY on HST-J.Allen, False Start, 5 yards, enforced at TEN 46 - No Play.

4-19-HST 49 (1:54) (Shotgun) T.Savage pass deep right to S.Anderson to TEN 29 for 22 yards (L.Sims). P22  
 The Replay Official reviewed the incomplete pass ruling, and the play was Upheld. The ruling on the field stands.

1-10-TEN 29 (1:13) (Shotgun) T.Savage pass deep right intended for D.Hopkins INTERCEPTED by L.Sims at TEN -8. Touchback.  
 The Replay Official reviewed the incomplete pass ruling, and the play was Upheld. The ruling on the field was confirmed.

**Tennessee Titans at 1:08**

1-10-TEN 20 (1:08) D.Henry right tackle to TEN 23 for 3 yards (J.Clowney; A.Hal).  
 Timeout #2 by HST at 01:01.

2-7-TEN 23 (1:01) D.Henry right guard to TEN 25 for 2 yards (K.Johnson; J.Clowney).  
 Timeout #3 by HST at 00:57.

3-5-TEN 25 (:57) **D.Henry left end for 75 yards, TOUCHDOWN.** R19  
 PENALTY on TEN-B.Jones, Taunting, 15 yards, enforced between downs.  
 R.Succop extra point is GOOD, Center-B.Brinkley, Holder-B.Kern.

<b>HST 13 TEN 24, 3 plays, 80 yards, 0:22 drive, 14:14 elapsed</b>
--

R.Succop kicks 75 yards from TEN 20 to HST 5. C.Thompson to HST 31 for 26 yards (E.Weems).

**Houston Texans at 0:46, (1st play from scrimmage 0:39)**

1-10-HST 31 (:39) (Shotgun) T.Savage pass short left to L.Miller pushed ob at HST 41 for 10 yards (J.Cyprien). P23

1-10-HST 41 (:33) (Shotgun) T.Savage pass incomplete short left to S.Anderson.

2-10-HST 41 (:25) (Shotgun) T.Savage pass short middle to L.Miller to TEN 48 for 11 yards (B.McCain). P24

1-10-TEN 48 (:03) (No Huddle) T.Savage spiked the ball to stop the clock.

2-10-TEN 48 (:02) (Shotgun) T.Savage sacked at HST 33 for -19 yards (sack split by D.Morgan and B.Orakpo).

**END OF QUARTER**

	Score	Time Poss	First Downs				Efficiencies	
			R	P	X	T	3 Down	4 Down
<b>Houston Texans</b>	<b>13</b>	<b>10:51</b>	<b>0</b>	<b>7</b>	<b>1</b>	<b>8</b>	<b>1/4</b>	<b>1/1</b>
<b>Tennessee Titans</b>	<b>24</b>	<b>4:09</b>	<b>1</b>	<b>0</b>	<b>1</b>	<b>2</b>	<b>1/3</b>	<b>0/0</b>

# Miscellaneous Statistics Report

Houston Texans vs Tennessee Titans  
12/3/2017 at Nissan Stadium

## Ten Longest Plays for Houston Texans

Yards	Qtr	Play Start	Play Description
57	2	3-3-HST 40	(12:10) (Shotgun) T.Savage pass deep middle to B.Miller to TEN 3 for 57 yards (A.Jackson) [K.Klug].
29	1	3-9-TEN 40	(12:13) (Shotgun) T.Savage pass deep right to A.Ellington pushed ob at TEN 11 for 29 yards (K.Byard).
25	4	2-5-HST 33	(2:14) (No Huddle, Shotgun) T.Savage pass deep left to S.Anderson pushed ob at TEN 42 for 25 yards (W.Woodyard).
22	4	4-19-HST 49	(1:54) (Shotgun) T.Savage pass deep right to S.Anderson to TEN 29 for 22 yards (L.Sims). The Replay Official reviewed the incomplete pass ruling, and the play was Upheld. The ruling on the field stands.
20	2	1-10-HST 13	(13:57) (Shotgun) T.Savage pass short middle to B.Miller to HST 23 for 10 yards (E.Walden). PENALTY on TEN-E.Walden, Tripping, 10 yards, enforced at HST 23.
18	2	3-15-TEN 40	(1:41) (Shotgun) T.Savage pass short right to S.Anderson to TEN 22 for 18 yards (J.Cyprien).
17	2	2-8-HST 23	(3:27) (Shotgun) T.Savage pass short left to D.Hopkins pushed ob at HST 40 for 17 yards (K.Byard).
17	2	3-2-HST 48	(2:00) (Shotgun) T.Savage pass deep right to D.Hopkins ran ob at TEN 35 for 17 yards. The Replay Official reviewed the pass completion ruling, and the play was Upheld. The ruling on the field stands.
14	4	3-7-HST 22	(10:00) (Shotgun) T.Savage pass short left to D.Hopkins pushed ob at HST 36 for 14 yards (L.Sims; K.Byard).
12	3	1-10-HST 47	(10:15) (Shotgun) T.Savage pass short left to D.Hopkins to TEN 41 for 12 yards (L.Ryan; K.Byard).

## Ten Longest Plays for Tennessee Titans

Yards	Qtr	Play Start	Play Description
75	4	3-5-TEN 25	(:57) D.Henry left end for 75 yards, TOUCHDOWN.
24	2	1-10-HST 33	(5:25) D.Henry right tackle to HST 9 for 24 yards (A.Hal). FUMBLES (A.Hal), ball out of bounds at HST 6.
24	3	1-10-HST 24	(:09) M.Mariota pass deep middle to D.Walker for 24 yards, TOUCHDOWN [D.Reader]. TEN-D.Walker was injured during the
22	3	2-8-TEN 42	(3:04) (Shotgun) D.Murray right tackle pushed ob at HST 36 for 22 yards (M.Gilchrist).
20	1	1-10-TEN 38	(8:42) M.Mariota pass short middle to P.Supernaw to HST 42 for 20 yards (A.Hal).
18	3	3-8-TEN 22	(4:21) (Shotgun) M.Mariota pass deep right to D.Walker ran ob at TEN 40 for 18 yards (K.Jackson).
17	2	2-10-HST 47	(:22) (Shotgun) M.Mariota scrambles left end pushed ob at HST 35 for 12 yards (M.Williams).
15	2	1-10-TEN 38	(:38) (Shotgun) M.Mariota pass short left to T.Taylor to HST 47 for 15 yards (K.Jackson). TEN-T.Taylor was injured during
14	1	1-10-TEN 22	(2:44) (Shotgun) D.Murray right tackle to TEN 36 for 14 yards (M.Gilchrist).
13	1	1-10-TEN 25	(9:21) (Shotgun) M.Mariota pass short left to C.Davis pushed ob at TEN 38 for 13 yards (M.Gilchrist).

## Touchdown Scoring Information

		Offense	Defense	Special Teams
VISITOR	Houston Texans	1	0	0
HOME	Tennessee Titans	3	0	0

## Player Scoring Information

Club	Player	TD	Rush TD	Rec TD	KO TD	Punt TD	Int TD	Fum TD	Misc TD	FG	XP	2Pt Rush	2Pt Rec	Sfty	Points
HST	K.Fairbairn	0	0	0	0	0	0	0	0	2	1	0	0	0	7
HST	S.Anderson	0	0	1	0	0	0	0	0	0	0	0	0	0	6
TEN	D.Henry	0	1	0	0	0	0	0	0	0	0	0	0	0	6
TEN	M.Mariota	0	1	0	0	0	0	0	0	0	0	0	0	0	6
TEN	D.Walker	0	0	1	0	0	0	0	0	0	0	0	0	0	6
TEN	R.Succop	0	0	0	0	0	0	0	0	1	3	0	0	0	6

## Possession Detail

	First Half		Second Half		Game	
	Visitor	Home	Visitor	Home	Visitor	Home
Largest Lead	10	0	0	11	10	11
Drives Leading	3	0	0	3	3	3
Time of Possession Leading	9:07	0:00	0:00	4:09	9:07	4:09
Largest Deficit	0	-10	-11	0	-11	-10
Drives Trailing	0	4	4	0	4	4
Time of Possession Trailing	0:00	15:11	10:54	0:00	10:54	15:11
Times Score Tied Up		1		0		1
Lead Changes		1		1		2

# Playtime Percentage

*Percent of playtime per player on offense, defense and special teams*

		Houston Texans				Tennessee Titans						
		Offense	Defense	Special Teams				Offense	Defense	Special Teams		
B Giacomini	T	81	100%	5	19%	J Kline	G	54	100%	5	19%	
G Mancz	G	81	100%	5	19%	T Lewan	T	54	100%	5	19%	
X Su'a-Filo	G	81	100%	5	19%	Q Spain	G	54	100%	5	19%	
J Allen	G	81	100%	5	19%	J Conklin	T	54	100%	5	19%	
D Hopkins	WR	81	100%			M Mariota	QB	54	100%			
T Savage	QB	81	100%			B Jones	C	54	100%			
N Martin	C	81	100%			E Decker	WR	48	89%			
S Anderson	TE	68	84%	10	38%	C Davis	WR	43	80%			
L Miller	RB	65	80%			J Smith	TE	35	65%	4	15%	
C Thompson	WR	50	62%	15	58%	D Walker	TE	35	65%			
A Ellington	RB	47	58%			D Murray	RB	32	59%			
B Miller	WR	30	37%	3	12%	D Henry	RB	24	44%			
C Fiedorowicz	TE	17	21%			T Taylor	WR	19	35%	4	15%	
B Ellington	WR	16	20%			P Supernaw	TE	15	28%	8	31%	
J Prosch	FB	12	15%	10	38%	D Kelly	T	10	19%	5	19%	
C Slade	G	10	12%	5	19%	H Douglas	WR	9	17%			
A Blue	RB	9	11%	6	23%	A Jackson	CB		81	100%	12	46%
Z Cunningham	LB			54	100%	K Byard	FS		81	100%		
B McKinney	LB			54	100%	J Cyprien	SS		81	100%		
J Clowney	LB			54	100%	W Woodyard	LB		76	94%	4	15%
A Hal	FS			54	100%	J Casey	DT		68	84%	5	19%
M Gilchrist	FS			54	100%	D Morgan	LB		62	77%		
K Johnson	CB			51	94%	B Orakpo	LB		61	75%		
K Jackson	CB			45	83%	L Sims	CB		52	64%	10	38%
D Reader	NT			35	65%	A Williamson	LB		48	59%		
G President	LB			33	61%	L Ryan	CB		46	57%	3	12%
B Dunn	NT			28	52%	B McCain	CB		39	48%	8	31%
J Joseph	CB			27	50%	E Walden	LB		39	48%	5	19%
J Heath	DE			21	39%	J Brown	LB		38	47%	12	46%
U Kamalu	LB			19	35%	S Williams	NT		33	41%	5	19%
M Williams	CB			15	28%	K Klug	DT		26	32%	13	50%
D Cole	LB			12	22%	D Jones	DE		26	32%	7	27%
E Pleasant	SS			12	22%	A Johnson	NT		24	30%	9	35%
C Watkins	DE			10	19%	K Dodd	LB		10	12%	2	8%
A Blackson	DE			10	19%	B Trawick	FS				21	81%
B Peters	LB			6	11%	D Bates	LB				21	81%
K Drummond	SS			16	62%	T Smith	CB				18	69%
C Moore	SS			15	58%	D Fluellen	RB				16	62%
J Todman	RB			14	54%	E Weems	WR				16	62%
T Decoud	CB			10	38%	N Palmer	LB				13	50%
K Fairbairn	K			9	35%	D Searcy	SS				12	46%
S Lechler	P			8	31%	R Succop	K				10	38%
J Weeks	LS			8	31%	B Kern	P				9	35%
K Lamm	T			5	19%	B Brinkley	LS				9	35%
J Jenkins	LB			4	15%							







# TENNESSEE TITANS (7-4) vs. HOUSTON TEXANS (4-7)

Sunday, December 3, 2017, 12:00 p.m. – Nissan Stadium, Nashville, Tenn.



### TITANS

3	Brandon Weeden	QB
4	Ryan Succop	K
6	Brett Kern	P
8	Marcus Mariota	QB
13	Taywan Taylor	WR
14	Eric Weems	WR
16	Matt Cassel	QB
18	Rishard Matthews	WR
21	Da'Norris Searcy	S
22	Derrick Henry	RB
23	Brice McCain	CB
24	Kalan Reed	CB
25	Adoree' Jackson	CB
26	Logan Ryan	CB
29	DeMarco Murray	RB
31	Kevin Byard	S
32	David Fluellen	RB
33	Tye Smith	CB
35	Curtis Riley	DB
36	LeShaun Sims	CB
37	Johnathan Cyprien	S
41	Brynden Trawick	S
45	Jalston Fowler	FB
48	Beau Brinkley	LS
50	Nate Palmer	LB
53	Daren Bates	LB
54	Avery Williamson	LB
55	Jayon Brown	LB
59	Wesley Woodyard	LB
60	Ben Jones	CB
61	Corey Levin	G/C
62	Brian Schwenke	G/C
64	Josh Kline	G
67	Quinton Spain	G
71	Dennis Kelly	G/T
77	Taylor Lewan	T
78	Jack Conklin	T
81	Jonnu Smith	TE
82	Delanie Walker	TE
83	Harry Douglas	WR
84	Corey Davis	WR
87	Eric Decker	WR
89	Phillip Supernaw	TE
90	DaQuan Jones	DL
91	Derrick Morgan	DL
92	Kevin Dodd	OLB
93	Erik Walden	OLB
94	Austin Johnson	DL
95	David King	DE
96	Sylvester Williams	NT
97	Karl Klug	DL
98	Brian Orakpo	OLB
99	Jurrell Casey	DT

### TITANS OFFENSE

WR	18	Rishard Matthews	13	Taywan Taylor	14	Eric Weems
TE	82	Delanie Walker	89	Phillip Supernaw	81	Jonnu Smith
LT	77	Taylor Lewan	71	Dennis Kelly		
LG	67	Quinton Spain	61	Corey Levin		
C	60	Ben Jones	62	Brian Schwenke		
RG	64	Josh Kline	61	Corey Levin		
RT	78	Jack Conklin	71	Dennis Kelly		
WR	84	Corey Davis	87	Eric Decker	83	Harry Douglas
QB	8	Marcus Mariota	16	Matt Cassel	3	Brandon Weeden
FB	45	Jalston Fowler				
RB	29	DeMarco Murray	22	Derrick Henry	32	David Fluellen

### TITANS SCHEDULE

Sept. 10	OAK	L	16-26
Sept. 17	@ JAX	W	37-16
Sept. 24	SEA	W	33-27
Oct. 1	@ HOU	L	14-57
Oct. 8	@ MIA	L	10-16
Oct. 16	@ IND	W	36-22
Oct. 22	@ CLE	W	12-9 OT
Nov. 5	BAL	W	23-20
Nov. 12	@ CIN	W	24-20
Nov. 16	@ PIT	L	17-40
Nov. 26	@ IND	W	20-16
Dec. 3	HOU		
Dec. 10	@ ARI		
Dec. 17	@ SF		
Dec. 24	LAR		
Dec. 31	JAX		

### TITANS DEFENSE

DE	90	DaQuan Jones	95	David King		
NT	96	Sylvester Williams	94	Austin Johnson		
DT	99	Jurrell Casey	97	Karl Klug		
OLB	91	Derrick Morgan	92	Kevin Dodd		
ILB	59	Wesley Woodyard	55	Jayon Brown		
ILB	54	Avery Williamson	50	Nate Palmer		
OLB	98	Brian Orakpo	93	Erik Walden		
CB	25	Adoree' Jackson	36	LeShaun Sims	24	Kalan Reed
SS	37	Johnathan Cyprien	21	Da'Norris Searcy		
FS	31	Kevin Byard	35	Curtis Riley	41	Brynden Trawick
CB	26	Logan Ryan	23	Brice McCain	33	Tye Smith

### TEXANS DEFENSE

RDE	93	Joel Heath	91	Carlos Watkins		
NT	92	Brandon Dunn	96	Chunky Clements		
LDE	98	D.J. Reader	97	Angelo Blackson		
SAM	57	Brennan Scarlett	53	Gimel President	54	LaTroy Lewis
MIKE	55	Benardrick McKinney	51	Dylan Cole	44	Jelani Jenkins
WILL	41	Zach Cunningham	52	Brian Peters		
JACK	90	Jadeveon Clowney	94	Ufomba Kamalu		
LCB	24	Johnathan Joseph	40	Marcus Williams		
RCB	25	Kareem Jackson	30	Kevin Moore	31	Treston Decoud
FS	29	Andre Hal	43	Corey Moore	23	Kurtis Drummond
SS	21	Marcus Gilchrist	35	Eddie Pleasant		

### TEXANS SCHEDULE

Sept. 10	JAX	L	7-29
Sept. 14	@ CIN	W	13-9
Sept. 24	@ NE	L	33-36
Oct. 1	TEN	W	57-14
Oct. 8	KC	L	34-42
Oct. 15	CLE	W	33-17
Oct. 29	@ SEA	L	38-41
Nov. 5	IND	L	14-20
Nov. 12	@ LAR	L	7-33
Nov. 19	ARI	W	31-21
Nov. 27	@ BAL	L	16-23
Dec. 3	@ TEN		
Dec. 10	SF		
Dec. 17	@ JAX		
Dec. 25	PIT		
Dec. 31	@ IND		

### TITANS SPECIALISTS

K	4	Ryan Succop	6	Brett Kern		
KO	4	Ryan Succop	6	Brett Kern		
P	6	Brett Kern	4	Ryan Succop		
H	6	Brett Kern	16	Matt Cassel		
PR	25	Adoree' Jackson	14	Eric Weems		
KOR	25	Adoree' Jackson	14	Eric Weems		
LS	48	Beau Brinkley	60	Ben Jones	81	Jonnu Smith

Rookies are underlined

### INACTIVES


### TITANS PRONUNCIATIONS

Kevin BYARD	BY-urd	Marcus MARIOTA	MAR-ee-OH-tah
Johnathan CYPRIEN	SIP-ree-en	KALAN Reed	KAY-ih-in
DAQUAN Jones	Day-QUAN	JONNU Smith	JAH-new
Karl KLUG	KLOOG	Ryan SUCCOP	SUCK-up
Corey LEVIN	LEH-vin	Brynden TRAWICK	TRAH-wick
Taylor LEWAN	leh-WAHN		

### TODAY'S OFFICIALS

Referee	Clete Blakeman (34)
Umpire	Ramon George (128)
Down Judge	Hugo Cruz (94)
Line Judge	Dana McKenzie (8)
Field Judge	Joe Larrew (73)
Side Judge	Dyrol Prioleau (109)
Back Judge	Steve Patrick (17)
Replay Official	Carl Madsen

### TEXANS PRONUNCIATIONS

JADEVEON Clowney	juh-DEV-ee-on	DEANDRE Hopkins	dee-ANDRE
JULIEN Davenport	juh-lee-own	UFOMBA KAMALU	ooH-FOM-ba ka-MA-lu
Treston DECOUD	DAY-coo	Greg MANCZ	MANTS
KA'IMI FAIRBAIRN	kih-EE-me FAIR-bairn	GIMEL President	juh-MIEEL
BRENO GIACOMINI	feh-DOR-uh-wis	Jay PROSCH	PROASH
		Xavier SU'A-FILO	soo-ah-FEE-low

### TEXANS OFFENSE

WR	10	DeAndre Hopkins	12	Bruce Ellington	14	Chris Thompson		
LT	70	Juliën Davenport						
LG	71	Xavier Su'a-Filo	61	Kyle Fuller				
C	66	Nick Martin	65	Greg Mancz				
RG	79	Jeff Allen	62	Chad Slade				
RT	68	Breno Giacomini	63	Kendall Lamm				
TE	87	C.J. Fiedorowicz	89	Stephen Anderson				
WR	15	Will Fuller V	13	Braxton Miller	17	Cobi Hamilton		
QB	3	Tom Savage	2	T.J. Yates				
FB	45	Jay Prosch						
RB	26	Lamar Miller	28	Alfred Blue	38	Andre Ellington	22	Jordan Todman

### TEXANS SPECIALISTS

K	7	Ka'imi Fairbairn				
KO	7	Ka'imi Fairbairn				
P	9	Shane Lechler				
H	9	Shane Lechler				
PR	15	Will Fuller V	14	Chris Thompson	12	Bruce Ellington
KOR	14	Chris Thompson	22	Jordan Todman	12	Bruce Ellington
LS	46	Jon Weeks				

### INACTIVES


### TEXANS

2	T.J. YATES	QB
3	Tom SAVAGE	QB
7	Ka'imi FAIRBAIRN	K
9	Shane LECHLER	P
10	DeAndre HOPKINS	WR
12	Bruce ELLINGTON	WR
13	Braxton MILLER	WR
14	Chris THOMPSON	WR
15	Will FULLER V	WR
17	Cobi HAMILTON	WR
21	Marcus GILCHRIST	S
22	Jordan TODMAN	RB
23	Kurtis DRUMMOND	S
24	Johnathan JOSEPH	CB
25	Kareem JACKSON	CB
26	Lamar MILLER	RB
28	Alfred BLUE	RB
29	Andre HAL	S
30	Kevin JOHNSON	CB
31	Treston DECOUD	CB
35	Eddie PLEASANT	S
38	Andre ELLINGTON	RB
40	Marcus WILLIAMS	CB
41	Zach CUNNINGHAM	ILB
43	Corey MOORE	S
44	Jelani JENKINS	ILB
45	Jay PROSCH	FB
46	Jon WEEKS	LS
51	Dylan COLE	ILB
52	Brian PETERS	ILB
53	Gimel PRESIDENT	OLB
54	LaTroy LEWIS	OLB
55	Benardrick MCKINNEY	ILB
57	Brennan SCARLETT	OLB
61	Kyle FULLER	G
62	Chad SLADE	T
63	Kendall LAMM	T
65	Greg MANCZ	C
66	Nick MARTIN	C
68	Breno GIACOMINI	T
70	Juliën DAVENPORT	T
71	Xavier SU'A-FILO	G
79	Jeff ALLEN	G
87	C.J. FIEDOROWICZ	TE
89	Stephen ANDERSON	TE
90	Jadeveon CLOWNEY	OLB/DE
91	Carlos WATKINS	DE
92	Brandon DUNN	NT
93	Joel HEATH	DE
94	Ufomba KAMALU	OLB
96	Chunky CLEMENTS	NT
97	Angelo BLACKSON	DE
98	D.J. READER	NT/DE

TITANS

Table listing player information for the Titans, including player number, name, position, height, weight, age, experience, college, and jersey number.

TENNESSEE TITANS

Table listing player information for the Tennessee Titans, including player number, name, position, height, weight, age, experience, college, and jersey number.

TITANS COACHES

HEAD COACH: MIKE MULARKEY
DICKLEBEAU (assistant head coach/defensive coordinator), TERRY ROBISKIE (offensive coordinator), CRAIG AJUKERMAN (assistant special teams), BRANDON BLANEY (defensive assistant), SYLVESTER CROOM (running backs), NICK EASON (defensive line), RUSS GRIMM (offensive line), STEVE HOFFMAN (special teams), FRISMAN JACKSON (wide receivers), STEVE JACKSON (assistant secondary), TOM KANAVY (assistant strength and conditioning), JASON MICHAEL (quarterbacks), TAYLOR PORTER (strength and conditioning assistant), ARTHUR SMITH (tight ends), LOU SPANOS (linebackers), LUKE STECKEL (assistant wide receivers), MIKE SULLIVAN (assistant offensive line), DESHEA TOWNSEND (secondary), STEVE WATTERSON (assistant head coach/strength and conditioning), KEITH WILLIS (assistant defensive line).

HOUSTON TEXANS

Table listing player information for the Houston Texans, including player number, name, position, height, weight, age, experience, college, and jersey number.

TEXANS COACHES

HEAD COACH: BILL O'BRIEN
ROMEO CRENNEL (assistant head coach/defense), MIKE VRABEL (defensive coordinator), LARRY IZZO (special teams coordinator), BRIAN BELL (assistant strength & conditioning), JIM BERNHARDT (director of football research), SHANE BOWEN (defensive assistant), JOHN BUTLER (secondary), DOUG COLMAN (assistant special teams coordinator), MIKE DEVLIN (offensive line), CRAIG FITZGERALD (head strength and conditioning), IAN JONES (assistant strength & conditioning), TIM KELLY (tight ends), BOBBY KING (linebackers), WILL LAWING (offensive assistant/offensive line), CHARLES LONDON (running backs), ANTHONY MIDGET (assistant secondary), PAT O'HARA (offensive assistant/quarterbacks), JOHN PERRY (wide receivers), SEAN RYAN (quarterbacks), ANTHONY WEAVER (defensive line), WES WELKER (offensive/special teams assistant).

TEXANS

Table listing player information for the Texans, including player number, name, position, height, weight, age, experience, college, and jersey number.



**HOUSTON**  
**TEXANS**

**TEXANS**  
**BIOS**



## JEFF ALLEN

GUARD | 6-4 | 305 | ILLINOIS

Hometown: Chicago, Ill. | 6th NFL Season | 2nd with Texans | Age: 27  
 Acquired: UFA-'16 (KC) | 2017 GP/GS: 10/10 | Career GP/GS (Playoffs): 68/60 (5/5)  
 Teams: Kansas City 2012-15; Houston 2016-17

# 79

### TRANSACTIONS:

Selected by the Kansas City Chiefs with the 12th pick in the second round (44th overall) of the 2012 NFL Draft...Signed by the Houston Texans as an unrestricted free agent on March 10, 2016.

### CAREER:

- Fifth-year offensive lineman played in 44 games (36 starts) at left guard and right tackle with the Kansas City Chiefs from 2012-15
- Has started three postseason contests at left guard and two at right guard
- Joined the Texans in 2016 and took over as the starting right guard

### 2017 (Houston 10/10):

- Continued his streak of starting every game he's played in as a Texan by starting at RG in the season opener vs. Jacksonville (9/10)
- Started his second game of the season vs. Tennessee (10/1) and paved the way for a 173-yard rushing performance, 445 yards of total offense, six offensive touchdowns and a franchise-record 57 points
- Started at right guard and helped pave the way for the team's fourth straight game with 110-plus rushing yards, 392 yards of total offense and third straight game with 30-plus points vs. Kansas City (10/8)
- Started at right guard for the third consecutive week and helped pave for the way 340 net yards while the Texans scored 30-plus points for a franchise-record fourth consecutive week vs. Cleveland (10/15)
- Started his fifth game of the season at right guard and paved the way for 509 yards of offense and 38 points at Seattle (10/29)
- Made his 20th career start as a Texan at RG vs. Indianapolis (11/5)
- Started at right guard and lead the way for 134 net rushing yards and 357 net yards of offense en route to the team's sixth game of 30-or-more points vs. Arizona (11/19)
- Started his ninth game at right guard at Baltimore (11/27)
- Made his first career start at left tackle and third start ever as a tackle at Tennessee (12/3)

### 2016 (Houston 14/14, 2/2):

- Made his first career start at right guard in his Texans debut and helped pave the way for RB Lamar Miller's 106-yard rushing performance vs. Chicago (9/11)
- Opened at right guard at Minnesota (10/9) in Week 5 but missed most of the second half with an injury
- Inactive for Week 6 vs. Indianapolis (10/16) and Week 15 vs. Jacksonville (12/18) with injuries
- Started at right guard in Weeks 1-5, 7-14, 16-17 and both postseason contests

### 2015 (Kansas City 12/8, 2/2):

- Started at right tackle in Week 7 vs. Pittsburgh (10/25)
- Started at left guard in Weeks 8-13 and Weeks 16-17
- Helped the Chiefs finish second in the AFC in rushing yards in the regular season
- Started at left guard in the AFC Wild Card Game at Houston (1/9/16) and AFC Divisional Game at New England (1/16/16)

### 2014 (Kansas City 1/1):

- Started at right tackle vs. Tennessee (9/7) in Week 1
- Placed on the Reserve/Injured List with an elbow injury on Sept. 12 and missed the rest of the season

### 2013 (Kansas City 15/14, 1/1):

- Started at left guard in Weeks 1-3 and Weeks 5-16
- Saw action in Week 17 at San Diego (12/29)
- Helped the Chiefs finish fourth in the AFC in rushing yards in the regular season
- Started at left guard in the Wild Card Game at Indianapolis (1/4/14)

### 2012 (Kansas City 16/13):

- Saw his first NFL action on special teams vs. Atlanta (9/9) in Week 1
- Started his first career contest vs. San Diego (9/30) in Week 4
- Went on to start at left guard in Weeks 5-17 for the Chiefs

### COLLEGE:

- Played four seasons (2008-11) at the University of Illinois in Champaign, Ill.
- Appeared in 49 games for the Illini, closing out his career with 47 consecutive starts - nine at right tackle and 38 at left tackle - a mark that is tied for third-best in school history

## CAREER STATISTICS

### REGULAR SEASON GAMES PLAYED/STARTED (PLAYOFFS):

2012 Kansas City: 16/13 (0/0)  
 2013 Kansas City: 15/14 (1/1)  
 2014 Kansas City: 1/1 (0/0)  
 2015 Kansas City: 12/8 (2/2)  
 2016 Houston: 14/14 (2/2)  
 2017 Houston: 10/10  
**TOTAL: 68/60 (5/5)**

- Finished his career with 336 knockdowns and 49 touchdown-resulting blocks

### PERSONAL:

- Attended King High School in Chicago, earning 2007 *Chicago Sun Times* All-Public League Team honors and was named to the Champaign News-Gazette Special Mention All-State team, in addition to garnering Prep Star All-Region accolades
- Ranked among the top 30 players in the state of Illinois by Rivals.com as the four-year two-way starter recorded 97 tackles and 2.0 sacks as a senior
- Also blocked a punt for a touchdown, the only score of his career



## STEPHEN ANDERSON

TIGHT END | 6-3 | 230 | CALIFORNIA

Hometown: San Jose, Calif. | 2nd NFL Season | 2nd with Texans | Age: 24

Acquired: CFA-'16 | 2017 GP/GS: 11/3 | Career GP/GS (Playoffs): 24/3 (2/0)

Teams: Houston 2016-17

# 89

### TRANSACTIONS:

Signed by the Houston Texans as a college free agent on May 5, 2016.

### 2017 (Houston 11/3):

- Started his first career game in the season opener and posted two receptions for 14 yards vs. Jacksonville (9/10)
- Played in his third game of the season and caught two passes for a career-high 28 yards with a career-long 17-yard reception (10/2)
- Caught two passes for a career-high 63 yards, including a career-long 42-yard reception vs. Kansas City (10/8)
- Started his second game of the season and totaled 17 yards on two receptions vs. Cleveland (10/15)
- Tallied one reception for 11 yards at Seattle (10/29)
- Caught a career-high four passes for 44 yards vs. Indianapolis (11/5). With his four receptions, Anderson surpassed his career-high of 11 receptions in a single season by reaching 14 on the year
- Played on offense and special teams and caught two passes for 30 yards at the Los Angeles Rams (11/12)
- Tallied one reception for 22 yards vs. Arizona (11/19)
- Started his third game of the season and set career-highs with five receptions for 79 yards while scoring his second career touchdown and first of the season at Tennessee (12/3)

### 2016 (Houston 13/0, 2/0):

- Part of a Texans TE corps that improved by NFL bests of 102 targets, 74 receptions and 4.6 receptions per game over its 2015 totals and finished with second-best increases of 646 receiving yards and 40.4 receiving yards per game
- Became the first rookie tight end in franchise history to record a reception in a season opener when he hauled in three passes for 25 yards vs. Chicago (9/11)
- Caught two passes for 15 yards vs. Kansas City (9/18)
- Inactive for Week 4 vs. Tennessee (10/2), Week 5 at Minnesota (10/9) and Week 6 vs. Indianapolis (10/16) with an injury
- Returned to game action and saw time on offense and special teams at Denver (10/24) in Week 7
- Hauled in two passes for 17 yards vs. Detroit (10/30)
- Scored his first career touchdown on a 7-yard pass from QB Brock Osweiler in the third quarter and recorded his first career special teams tackle at Jacksonville (11/13)
- Logged one reception for 14 yards at Oakland (11/21) in Week 11
- Caught one pass for eight yards vs. San Diego (11/27) in Week 12
- Played on offense and contributed on special teams at Indianapolis (12/11) in Week 14
- Registered one reception for seven yards and contributed on special teams vs. Jacksonville (12/18) in Week 15
- Made a special teams tackle in his first career postseason game vs. Oakland (1/7/17) in the AFC Wild Card round
- Assisted on a special teams tackle at New England (1/14/17) in the AFC Divisional round

### COLLEGE:

- Played four seasons (2012-15) at the University of California, Berkeley after redshirting the 2011 campaign
- His first roommate at Cal was Texans OLB Brennan Scarlett
- Played in 37 games and made 25 starts
- Finished his career with 101 receptions for 1,260 yards receiving and seven touchdown receptions with all of the stats coming over his final three years
- Earned both honorable mention All-Pac-12 selection of the league's coaches and Cal's Ken Cotton Award as the team's Most Courageous Player as a junior and senior
- Had career highs of 46 receptions, 661 yards receiving and five touchdown catches as a 2014 junior despite missing the first two games due to injury
- Registered a career-high nine catches for 117 yards at Oregon State as a junior after an earlier contest the same season in which he recorded a previous career-best seven catches

### 2017 STATISTICS

REGULAR SEASON				RECEIVING					RUSHING				
Date	Opp	GP	GS	Rec	Yds	Avg	Lg	TD	Att	Yds	Avg	Lg	TD
9/10	JAX	1	1	2	14	7.0	11	0	0	0	0.0	0	0
9/14	at CIN			INACTIVE									
9/24	at NE	1	0	1	14	14.0	14	0	0	0	0.0	0	0
10/1	TEN	1	0	2	28	14.0	17	0	0	0	0.0	0	0
10/8	KC	1	0	2	63	31.5	42	0	0	0	0.0	0	0
10/15	CLE	1	1	2	17	8.5	9	0	0	0	0.0	0	0
10/29	at SEA	1	0	1	11	11.0	11	0	0	0	0.0	0	0
11/5	IND	1	0	4	44	11.0	16	0	0	0	0.0	0	0
11/12	at LAR	1	0	2	30	15.0	17	0	0	0	0.0	0	0
11/19	ARI	1	0	1	22	22.0	22	0	0	0	0.0	0	0
11/27	BAL	1	0	0	0	0.0	0	0	0	0	0.0	0	0
12/3	at TEN	1	1	5	79	15.8	25	1	0	0	0.0	0	0
12/10	SF	-	-	-	-	-	-	-	-	-	-	-	-
12/17	at JAX	-	-	-	-	-	-	-	-	-	-	-	-
12/25	PIT	-	-	-	-	-	-	-	-	-	-	-	-
12/31	at IND	-	-	-	-	-	-	-	-	-	-	-	-
<b>Totals</b>		<b>11</b>	<b>3</b>	<b>22</b>	<b>322</b>	<b>14.6</b>	<b>42</b>	<b>1</b>	<b>0</b>	<b>0</b>	<b>0.0</b>	<b>0</b>	<b>0</b>

### CAREER STATISTICS

REGULAR SEASON				RECEIVING					RUSHING				
Year	Team	GP	GS	Rec	Yds	Avg	Lg	TD	Att	Yds	Avg	Lg	TD
2016	HOU	13	0	11	93	8.5	14	1	0	0	0.0	0	0
2017	HOU	11	3	22	322	14.6	42	1	0	0	0.0	0	0
<b>Totals</b>		<b>24</b>	<b>3</b>	<b>33</b>	<b>415</b>	<b>12.6</b>	<b>42</b>	<b>2</b>	<b>0</b>	<b>0</b>	<b>0.0</b>	<b>0</b>	<b>0</b>
POSTSEASON				RECEIVING					RUSHING				
Year	Team	GP	GS	Rec	Yds	Avg	Lg	TD	Att	Yds	Avg	Lg	TD
2016	HOU	2	0	0	0	0.0	0	0	0	0	0.0	0	0
<b>Totals</b>		<b>2</b>	<b>0</b>	<b>0</b>	<b>0</b>	<b>0.0</b>	<b>0</b>	<b>0</b>	<b>0</b>	<b>0</b>	<b>0.0</b>	<b>0</b>	<b>0</b>

### CAREER GAME HIGHS

Receptions: 5 at TEN, 12/3/17 | Receiving Yards: 79 at TEN, 12/3/17  
Touchdowns: 1, 1x - last: at TEN, 12/3/17 | Receiving Long: 42 vs. KC, 10/8/17

- for a career-high 136 yards and one touchdown against Colorado, with the single scoring grab one of seven times in which he had a single touchdown reception to equal a career best
- Posted the longest catch of his career when he hauled in a 75-yard touchdown pass from Jared Goff against Colorado as a junior
- Has at least two catches in each of his last 10 games as a junior and then for another string of eight straight games at one point during his senior season
- Had five career tackles and one fumble recovery with the latter coming during his senior season against Grambling State
- Participated in the 2016 NFL Scouting Combine at Lucas Oil Stadium in Indianapolis

### PERSONAL:

- Had a strong 2010 senior season at Piedmont Hills High School in San Jose, Calif., making 83 catches for 1,340 yards receiving and 14 touchdown receptions with a long of 95 yards
- Helped lead his squad to an 11-2 overall record and a 6-1 mark in the Mount Hamilton League on the way to a co-league title and a Central Coast Section crown
- Posted three games with double-digit receptions as a senior, including a career-high 14 catches for 189 yards and a score in a loss to Bellarmine Prep
- Posted a career-high 205 receiving yards on eight catches, including a 95-yarder for a touchdown, in the section title game win over Homestead during his senior season
- Scored a total of 16 touchdowns as a senior, adding two on 12 punt returns for 212 yards with a long of 72 yards
- Had 121 tackles, five pass breakups and one forced fumble on defense during his senior campaign, in addition to blocking a field goal attempt on special teams
- Registered six double-digit tackle games as a senior, including a career-high 15 stops vs. Bellarmine Prep and 14 against Homestead
- Added 59 catches for 828 yards receiving and 10 touchdown receptions (11 touchdowns total) on offense, and 101 tackles and two interceptions defensively as a 2009 junior when

## **STEPHEN ANDERSON**

his squad was 9-3 overall and 6-1 in the Mount Hamilton League

- Has spent time working as an intern at Children's Hospital in Oakland
- Majored in public health
- Parents and sister are all Cal alumni



## ANGELO BLACKSON

DEFENSIVE END | 6-4 | 318 | Auburn

Hometown: Bear, Del. | 3rd NFL Season | 1st with Texans | Age: 24  
 Acquired: FA-'17 | 2017 GP/GS: 5/0 | Career GP/GS (Playoffs): 34/1 (0/0)  
 Teams: Houston 2015-17

# 97

### TRANSACTIONS:

Selected by the Tennessee Titans with the first pick of the fourth round (100th overall) in the 2015 NFL Draft...Waived by Tennessee on Sept. 2, 2017...Signed to the New England Patriots practice squad on Sept. 4, 2017...Signed to the Houston Texans active roster on Nov. 1, 2017.

### 2017 (Houston 5/0):

- Made his debut for Houston vs. Indianapolis (11/5)
- Notched two total tackles and one pass defended at the Los Angeles Rams (11/12)
- Finished with two solo tackles at Tennessee (12/3)

### 2016 (Tennessee 13/1):

- Played in all 13 regular season games with one start and registered 14 tackles and one pass defended
- Was inactive for three games.
- Saw action as a reserve vs. Jacksonville (10/27) and notched two tackles and a pass defended
- Made his first career start at Indianapolis (11/20) and tied a career-high with three tackles

### 2015 (Tennessee 16/0):

- Played in all 16 regular season games as a reserve and registered 19 tackles, 2½ sacks and a forced fumble
- Made his NFL debut at Tampa Bay (9/13) and tallied three tackles and his first career sack and forced fumble
- Appeared as a reserve at New Orleans (11/8) and totaled three tackles and a sack

### COLLEGE:

- Played four seasons (2011-14) at Auburn University in Auburn, Ala.
- Appeared in 52 games with 18 starts and amassed 65 tackles, 4½ sacks, three forced fumbles, one fumble recovery and two passes defended
- Was on the field for the famous "Kick 6" play during the Auburn and Alabama game in 2013. Lined up on the defensive front to attempt to block the field goal and served as a blocker on the game winning missed field goal return for a touchdown

### PERSONAL:

- Attended Red Lion Christian High School in Bear, Del.
- Posted 40 tackles, three sacks, three forced fumbles, two passes defended and one fumble recovery in just seven games as a senior
- Majored in sociology at Auburn

## 2017 STATISTICS

REGULAR SEASON				TACKLES					SACKS		INTERCEPTIONS				FUMBLES					
Date	Opp	GP	GS	Tot	Solo	Asst	QBH	TFL	Sk	Yds	Int	Yds	Lg	TD	PD	FF	FR	Yds	TD	
<i>WITH NEW ENGLAND</i>																				
9/17	KC																			
9/17	at NO																			
9/24	HOU																			
10/1	CAR																			
10/5	at TB																			
10/15	at NYJ																			
10/22	ATL																			
10/29	LAC																			
<i>WITH HOUSTON</i>																				
11/5	IND	1	0	0	0	0	0	0	0.0	0.0	0	0	0	0	0	0	0	0	0	0
11/12	at LAR	1	0	2	1	1	0	0	0.0	0.0	0	0	0	0	1	0	0	0	0	0
11/19	ARI	1	0	0	0	0	0	0	0.0	0.0	0	0	0	0	0	0	0	0	0	0
11/27	at BAL	1	0	0	0	0	0	0	0.0	0.0	0	0	0	0	0	0	0	0	0	0
12/3	at TEN	1	0	2	2	0	0	0	0.0	0.0	0	0	0	0	0	0	0	0	0	0
12/10	SF	-	-	-	-	-	-	-	-	-	-	-	-	-	-	-	-	-	-	-
12/17	at JAX	-	-	-	-	-	-	-	-	-	-	-	-	-	-	-	-	-	-	-
12/25	PIT	-	-	-	-	-	-	-	-	-	-	-	-	-	-	-	-	-	-	-
12/31	at IND	-	-	-	-	-	-	-	-	-	-	-	-	-	-	-	-	-	-	-
<b>Totals</b>		<b>5</b>	<b>0</b>	<b>4</b>	<b>3</b>	<b>1</b>	<b>0</b>	<b>0</b>	<b>0.0</b>	<b>0.0</b>	<b>0</b>	<b>0</b>	<b>0</b>	<b>0</b>	<b>1</b>	<b>0</b>	<b>0</b>	<b>0</b>	<b>0</b>	<b>0</b>

## CAREER STATISTICS

REGULAR SEASON				TACKLES					SACKS		INTERCEPTIONS				FUMBLES				
Year	Team	GP	GS	Tot	Solo	Asst	QBH	TFL	Sk	Yds	Int	Yds	Lg	TD	PD	FF	FR	Yds	TD
2015	TEN	16	0	15	8	7	3	2	2.5	17.5	0	0	0	0	0	1	0	0	0
2016	TEN	13	1	9	4	5	2	2	0.0	0.0	0	0	0	0	1	0	0	0	0
2017	HOU	5	0	4	3	1	0	0	0.0	0.0	0	0	0	0	1	0	0	0	0
<b>Totals</b>		<b>34</b>	<b>1</b>	<b>28</b>	<b>15</b>	<b>13</b>	<b>5</b>	<b>4</b>	<b>2.5</b>	<b>17.5</b>	<b>0</b>	<b>0</b>	<b>0</b>	<b>0</b>	<b>2</b>	<b>1</b>	<b>0</b>	<b>0</b>	<b>0</b>

### CAREER GAME HIGHS

Tackles: 3, 2x – last: at NO, 11/8/15 | QBH: 1, 5x – last: vs. DEN, 12/11/16 | TFL: 1, 4x – last: vs. IND, 10/23/16  
 Sacks: 1.0, 2x – last: at NO, 11/8/15 | PD: 1 vs. JAX, 10/27/16





## ALFRED BLUE

RUNNING BACK | 6-2 | 225 | LSU

Hometown: Boutte, La. | 4th NFL Season | 4th with Texans | Age: 26  
 Acquired: D6b-'14 | 2017 GP/GS: 8/0 | Career GP/GS (Playoffs): 54/14 (3/1)  
 Teams: Houston 2014-17

# 28

### TRANSACTIONS:

Selected by the Houston Texans with the fifth pick in the sixth round (181st overall) of the 2014 NFL Draft.

### CAREER:

- Became the first player in franchise history with a rushing, receiving and return touchdown in the same season in 2014
- Holds the franchise record for carries in a game (36) at Cleveland (11/16/14)
- Registered a 49-yard run in the second quarter of the 2015 Wild Card game vs. Kansas City (1/9/16), the longest run in Texans postseason history
- Set single-season career highs in 2015 in rushing yards (698) and carries (183), while tying his personal-best in rushing touchdowns (two)
- Has four career 100-yard rushing games
- Currently ranks fifth in Texans history with 1,646 career rushing yards

### 2017 (Houston 8/0):

- Recorded four rushes for 12 yards in his season debut vs. Tennessee (10/1)
- Made two special teams tackles vs. Cleveland (10/15)
- Recorded season-highs with five carries for 21 yards at Seattle (10/29)
- Carried four times for 10 yards at the Los Angeles Rams (11/12)
- Gained a season-high 26 yards from scrimmage on a season-most 10 offensive touches at Baltimore (11/27)
- Totaled nine yards from scrimmage, added a special teams tackle and forced a fumble in kickoff coverage at Tennessee (12/3)

### 2016 (Houston 14/2, 2/0):

- Posted two special teams tackles and one carry for four yards in the season opener vs. Chicago (9/11)
- Rushed five times for 11 yards and made a special teams tackle vs. Kansas City (9/18)
- Carried twice for 12 yards and recorded a special teams tackle at New England (9/22) in Week 3
- Posted three carries for 19 yards, including a season-long 17-yard rush, and added a special teams tackle vs. Tennessee (10/2) in Week 4
- Rushed for a team-high 39 yards on six carries (6.5 avg.) at Minnesota (10/9) in Week 5
- Recorded single-game season highs with 11 carries for a team-leading 63 yards, averaging 5.7 yards per attempt, at Denver (10/24) in Week 7
- Inactive for Week 11 at Oakland (11/21) and Week 12 vs. San Diego (11/27) with an injury
- Averaged 7.6 yards per carry on five rushing attempts for a total of 38 yards, including a season-long run of 25 yards, and caught two passes for three yards at Green Bay (12/4) in Week 13
- Posted a season-high 16 rushing attempts for a total of 55 yards, his second-highest single-game total of the year, at Indianapolis (12/11) in Week 14
- Made his first start of the year in place on an injured RB Lamar Miller and set single-game season highs with 21 rushing attempts for 73 yards and a touchdown vs. Cincinnati (12/24) in Week 16
- Started and logged 11 rushes for 28 yards at Tennessee (1/1/17) in Week 17
- Rushed twice for four yards vs. Oakland (1/7/17) in the AFC Wild Card round

### 2015 (Houston 16/9, 1/1):

- Played in all 16 games (nine starts) for the second straight year and set single-season career highs in rushing yards (698), carries (183) and 100-yard rushing games (three), while tying his personal-best in rushing touchdowns (two)

## 2017 STATISTICS

REGULAR SEASON				RUSHING					RECEIVING				
Date	Opp	GP	GS	Att	Yds	Avg	Lg	TD	Rec	Yds	Avg	Lg	TD
9/10	JAX												
9/14	at CIN												
9/24	at NE												
10/1	TEN	1	0	4	12	3.0	8	0	0	0	0.0	0	0
10/8	KC	1	0	0	0	0.0	0	0	0	0	0.0	0	0
10/15	CLE	1	0	0	0	0.0	0	0	0	0	0.0	0	0
10/29	at SEA	1	0	5	21	4.2	7	0	0	0	0.0	0	0
11/5	IND	1	0	0	0	0.0	0	0	0	0	0.0	0	0
11/12	at LAR	1	0	4	10	2.5	7	0	0	0	0.0	0	0
11/19	ARI												
11/27	at BAL	1	0	8	15	1.9	6	0	2	11	5.5	14	0
12/3	at TEN	1	0	4	2	0.5	3	0	1	7	7.0	7	0
12/10	SF	-	-	-	-	-	-	-	-	-	-	-	-
12/17	at JAX	-	-	-	-	-	-	-	-	-	-	-	-
12/25	PIT	-	-	-	-	-	-	-	-	-	-	-	-
12/31	at IND	-	-	-	-	-	-	-	-	-	-	-	-
<b>Totals</b>		<b>8</b>	<b>0</b>	<b>25</b>	<b>60</b>	<b>2.4</b>	<b>8</b>	<b>0</b>	<b>3</b>	<b>18</b>	<b>6.0</b>	<b>14</b>	<b>0</b>

### ADDITIONAL STATISTICS

Special Teams Tackles: 3  
 Forced Fumbles: 1

## CAREER STATISTICS

REGULAR SEASON				RUSHING					RECEIVING				
Year	Team	GP	GS	Att	Yds	Avg	Lg	TD	Rec	Yds	Avg	Lg	TD
2014	HOU	16	3	169	528	3.1	46	2	15	113	7.5	22	1
2015	HOU	16	9	183	698	3.8	41	2	15	109	7.3	21	1
2016	HOU	14	2	100	420	4.2	25	1	12	40	3.3	12	0
2017	HOU	8	0	25	60	2.4	8	0	3	18	6.0	14	0
<b>Totals</b>		<b>54</b>	<b>14</b>	<b>477</b>	<b>1,706</b>	<b>3.6</b>	<b>46</b>	<b>5</b>	<b>45</b>	<b>280</b>	<b>6.2</b>	<b>22</b>	<b>2</b>

### POSTSEASON

Year	Team	GP	GS	Att	Yds	Avg	Lg	TD	Rec	Yds	Avg	Lg	TD
2015	HOU	1	1	17	99	5.8	49	0	0	0	0.0	0	0
2016	HOU	2	0	3	6	2.0	4	0	0	0	0.0	0	0
<b>Totals</b>		<b>3</b>	<b>1</b>	<b>20</b>	<b>105</b>	<b>5.3</b>	<b>49</b>	<b>0</b>	<b>0</b>	<b>0</b>	<b>0.0</b>	<b>0</b>	<b>0</b>

### ADDITIONAL REGULAR SEASON STATISTICS

Blocked Punts (1): vs. WAS, 9/7/14 (Returned five yards for touchdown)  
 Forced Fumbles (2): 2016 - 1; 2017 - 1 | Fumble Recoveries (2): at DAL, 10/5/14; at CLE, 11/16/14  
 Special Teams Tackles (17): 2014 - 4; 2015 - 4; 2016 - 6; 2017 - 3

### ADDITIONAL POSTSEASON STATISTICS

Special Teams Tackles (1): 2015 - 1 | Kick Returns (1): 2016 - 1

### CAREER GAME HIGHS

Rush Attempts: 36 at CLE, 11/16/14 | Rushing Yards: 156 at CLE, 11/16/14 | Rushing Long: 46 at NYG, 9/21/14  
 Touchdowns: 1, 4x - last: vs. NO, 11/29/15 | Receptions: 6 vs. JAX, 12/28/14 | Receiving Yards: 37 vs. JAX, 12/28/14

- Started in the season-opener vs. Kansas City (9/13) and ran for a team-high 42 yards on nine carries
- Started at Carolina (9/20) and ran for six yards on five carries
- Recorded the second-most rushing attempts (31) and rushing yards (139) in a single game of his career vs. Tampa Bay (9/27). His 31 rushing attempts were the most in the NFL in any game in 2015. Posted the second 100-yard rushing game of his career and first since Nov. 16, 2014 at Cleveland. Scored his first rushing touchdown of the season and third of his career on a 20-yard run in the fourth quarter, marking the longest rushing touchdown of his career
- Ran for 22 yards on six carries and had one reception for 11 yards vs. Indianapolis (10/8)
- Finished second on the team with five receptions for 33 yards. Also tallied 39 rushing yards on 14 carries vs. Tennessee (11/1). Reached 800 rushing yards for his career (801)

## ALFRED BLUE

- Rushed 21 times for 58 yards and caught three passes for 34 yards and a touchdown vs. N.Y. Jets (11/22). Caught a 21-yard touchdown pass from WR Cecil Shorts III in the third quarter, which was the second touchdown reception of his career and first since Oct. 20, 2014 at Pittsburgh
- Rushed 16 times for 77 yards (4.8 avg.) and a touchdown vs. New Orleans (11/29). Scored on an 8-yard run to open the second half, marking his second rushing touchdown of the season and fourth of his career. Scored a touchdown in his second consecutive game after posting a receiving touchdown in Week 11 against the N.Y. Jets (11/22)
- Led the team with 107 rushing yards on 20 carries (5.4 avg.) at Indianapolis (12/20), marking his second 100-yard rushing game of the season. With his third career 100-yard rushing game, passed Ron Dayne (two) for sole possession of the fifth-most career 100-yard rushing games in team history. Also recorded a season-long 41-yard run in the second quarter
- Led the team with 45 rushing yards on 15 carries and caught one pass for five yards at Tennessee (12/27). Forced a fumble on a punt return by Titans WR Harry Douglas in the first quarter (12/27). LS Jon Weeks recovered the ball at Tennessee's 11-yard line, which led to a field goal by K Nick Novak on the following offensive possession. Also led the team with two special teams tackles
- Led the team with 102 rushing yards on 21 carries (4.9 avg.) vs. Jacksonville (1/3/16), as he posted his third 100-yard rushing game of the season and fourth of his career
- Led the team with 99 rushing yards on 17 attempts in Wild Card Game vs. Kansas City (1/9/16), averaging 5.8 yards per carry. His yardage total ranks as the fourth-highest mark in Texans postseason history. Registered a 49-yard run in the second quarter, the longest run in Texans postseason history

### 2014 (Houston 16/3):

- Played in all 16 games (three starts) and finished the season with 528 yards, which was the fourth-highest total for a rookie rusher in franchise history
- Set the franchise record for carries in a game with 36 and tied a rookie rushing record with 156 yards at Cleveland (11/16)
- Blocked a punt and returned it five yards for his first career touchdown vs. Washington (9/7) in Week 1
- Rushed for 40 yards on 11 carries in Week 2 at Oakland (9/14)
- Earned his first career start and carried the ball 13 times for 78 yards (6.0 avg.) with a long of 46 yards at the N.Y. Giants (9/21) in Week 3
- Recovered a fumble, had a tackle on special teams and ran four times for 14 yards at Dallas (10/5) in Week 5
- Hauled in his first career touchdown reception (11 yards), rushed for 14 yards, gained seven yards on a fake punt, downed a punt on the 1-yard line in the third quarter and registered a special teams tackle at Pittsburgh (10/20) in Week 7
- Carried the ball 14 times for 42 yards (3.0 avg.) and made a season-long 22-yard reception at Tennessee (10/26) in Week 8
- Started and set a franchise record with 36 carries and tied a franchise rookie record with 156 yards rushing at Cleveland (11/16) in Week 11
- Rushed for 46 yards on 16 carries and had three receptions for 20 yards vs. Cincinnati (11/23) in Week 12. Also had a special teams tackle
- Scored his first career rushing touchdown on a 1-yard run in the third quarter at Jacksonville (12/7) in Week 14. Became the first player in franchise history with a rushing, receiving and return touchdown in the same season
- Carried the ball eight times for 26 yards and had a special teams tackle at Indianapolis (12/14) in Week 15
- Scored on a 1-yard run in the second quarter vs. Jacksonville (12/28) in Week 17. Carried the ball 17 times for 39 yards and set career highs with six receptions for 37 yards

### COLLEGE:

- Played four seasons (2010-13) at Louisiana State University in Baton Rouge, La.
- Saw action in 40 games and made seven starts
- Rushed for 1,253 yards and 11 touchdowns and caught 16 passes for 107 yards
- Had three 100-yard rushing games

### PERSONAL:

- Attended Hahnville High School in Boutte, La.
- Rushed for 1,695 yards and 25 touchdowns as a senior in 2009
- Added 13 receptions for nearly 200 yards and three scores
- A member of the SuperPrep Southwest Team and Baton Rouge Advocate Super Dozen
- Earned Class 5A first-team all-state honors in 2009
- Named the District 6-5A 2009 Offensive MVP
- Notched 10 touchdowns and 600 yards rushing in his junior season
- Full name is Alfred Calvin Blue III
- Majored in sports administration



## CHUNKY CLEMENTS

**DEFENSIVE TACKLE | 6-2 | 295 | ILLINOIS**

Hometown: Dayton, Ohio | Rookie | Age: 22  
 Acquired: FA-'17 | 2017 GP/GS: 0/0 | Career GP/GS (Playoffs): 0/0 (0/0)  
 Teams: Minnesota 2017; Houston 2017

# 96

### TRANSACTIONS:

Signed to the Minnesota Vikings as a college free agent on July 21, 2017...Waived by the Vikings on Sept. 2, 2017...Signed to the Houston Texans practice squad on Oct. 25, 2017.

### 2017 (Houston 0/0):

- Signed to the Texans active roster on Nov. 8

### CAREER AT ILLINOIS:

- Played four seasons (2013-16) at the University of Illinois in Champaign, Ill.
- Played in 46 career games with 20 starts and totaled 99 tackles, 22.5 tackles for loss, five passes defended, four forced fumbles and 6.0 sacks

### 2016 (Illinois):

- Played in 11 games with seven starts on the season
- Notched season-totals of 36 tackles, seven tackles for loss and a career-best 3.5 sacks
- Tallied a career-high 1.5 sacks vs. Michigan State

### 2015 (Illinois):

- Started 10 games while appearing in all 12
- Posted season-totals of 35 tackles, 11.5 tackles for loss, 0.5 sacks, one pass defended, two forced fumbles and six quarterback hurries
- Led the team in quarterback hurries and forced fumbles
- Recorded a career-high six tackles in back-to-back games vs. Iowa and Wisconsin

### 2014 (Illinois):

- Played in all 13 games, including three starts, recording 24 tackles, six tackles for loss, 2.0 sacks, three passes defended, a quarterback hurry and one forced and recovered fumble

### 2013 (Illinois):

- Played in 10 games, totaling four tackles and one tackle for loss

### PERSONAL:

- Attended Trotwood Madison High School in Trotwood, Ohio
- Full name is Jarrod Clements, Jr.
- Son of Jarrod Clements Sr. and Keisha Freeman
- Cousin, Ray Roundtree, was a receiver at Michigan
- Majored in communications at Illinois

## 2017 STATISTICS

REGULAR SEASON				TACKLES				SACKS		INTERCEPTIONS				FUMBLES						
Date	Opp	GP	GS	Tot	Solo	Asst	QBH	TFL	Sk	Yds	Int	Yds	Lg	TD	PD	FF	FR	Yds	TD	
Week 1																				
Week 2																				
Week 3																				
Week 4																				
Week 5																				
Week 6																				
10/29	at SEA																			
11/5	IND																			
11/12	at LAR																			
11/19	ARI																			
11/27	at BAL																			
12/3	at TEN																			
12/10	SF	-	-	-	-	-	-	-	-	-	-	-	-	-	-	-	-	-	-	-
12/17	at JAX	-	-	-	-	-	-	-	-	-	-	-	-	-	-	-	-	-	-	-
12/25	PIT	-	-	-	-	-	-	-	-	-	-	-	-	-	-	-	-	-	-	-
12/31	at IND	-	-	-	-	-	-	-	-	-	-	-	-	-	-	-	-	-	-	-
<b>Totals</b>		<b>0</b>	<b>0</b>	<b>0</b>	<b>0</b>	<b>0</b>	<b>0</b>	<b>0</b>	<b>0.0</b>	<b>0.0</b>	<b>0</b>	<b>0</b>	<b>0</b>	<b>0</b>	<b>0</b>	<b>0</b>	<b>0</b>	<b>0</b>	<b>0</b>	<b>0</b>

# TEXANS BIOS



## JADEVEON CLOWNEY

(juh-DEV-ee-on)

DEFENSIVE END | 6-5 | 270 | SOUTH CAROLINA

Hometown: Rock Hill, S.C. | 4th NFL Season | 4th with Texans | Age: 24  
 Acquired: D1-'14 | 2017 GP/GS: 12/12 | Career GP/GS (Playoffs): 43/37 (2/2)  
 Teams: Houston 2014-17

# 90

### TRANSACTIONS:

Selected by the Houston Texans with the first overall pick in the 2014 NFL Draft.

### HONORS:

- Pro Bowl selection (2016)
- Associated Press Second-Team All-Pro (2016)
- PFWA All-NFL Team (2016)
- PFWA All-AFC Team (2016)

### 2017 (Houston 12/12):

- Started in the season opener vs. Jacksonville and picked up his 100th career tackle (9/10)
  - Started his second consecutive game and notched four total tackles, one tackle for loss, one pass defended and returned his first career fumble recovery 49 yards (9/14)
  - Tied career-highs with 2.0 sacks and four tackles for loss, notched six solo tackles, had three quarterback hits and recovered his second career fumble, his second in two weeks, and raced it back 22 yards for his first career touchdown at New England (9/24). With the performance, Clowney moved into ninth in team history with 12.5 career sacks and sixth with 32 tackles for loss.
  - Notched his third sack in two games and forced the third fumble of his career vs. Tennessee (10/1). With the Week Four performance, Clowney's 13.5 career sacks rank as the eighth most in franchise history.
  - Started his fifth consecutive game and notched three total tackles, one quarterback hit and one tackle for loss vs. Kansas City (10/8)
  - Made three total tackles with one pass defended vs. Cleveland (10/15)
  - Made four solo stops and recorded a strip-sack of Seahawks QB Russell Wilson at Seattle (10/29)
  - Started his eighth straight game and tallied four tackles and one sack vs. Indianapolis (11/5). He passed Kailee Wong (15.0) for the sixth-most sacks in franchise history
  - Produced three solo tackles, one quarterback hit, one sack and three tackles for loss at the Los Angeles Rams (11/12). Passed Antonio Smith (38) for the fifth-most tackles for loss in team history and matched a career-high by recording a sack in his third consecutive game
  - Extended his sack streak to a career-high four games with 2.0 on the day and added five tackles, three quarterback hits and three tackles for loss vs. Arizona (11/19). With his performance, Clowney topped his personal career-best of 6.0 sacks in a season
  - Finished with two solo tackles, 1.0 sack, two tackles for loss and two quarterback hits at Baltimore (11/27). He extended his sack-streak to a career-high five games, picked up his career-best ninth sack of the season and produced his 17th tackle for loss on the season, a career-most
  - Logged three total tackles and one tackle for loss at Tennessee (12/3). His 18th tackle for loss on the season establishes a career-high and gives him 45 for his career, the third-most in franchise history
- 2016 (Houston 14/14, 2/2):**
- Named to his first Pro Bowl and recognized as an Associated Press Second-Team All-Pro
  - Also earned PFWA All-NFL and PFWA All-AFC honors
  - One of two players in the NFL with at least 50 tackles, 6.0 sacks, 16 tackles for loss and two passes defended (Saints DE Cameron Jordan)
  - Finished tied for sixth in the NFL with 16 tackles for loss
  - Made his first career start at defensive end and totaled four tackles (three solo), including 1.0

## 2017 STATISTICS

REGULAR SEASON				TACKLES					SACKS		INTERCEPTIONS					FUMBLES				
Date	Opp	GP	GS	Tot	Solo	Asst	QBH	TFL	Sk	Yds	Int	Yds	Lg	TD	PD	FF	FR	Yds	TD	
9/10	JAX	1	1	1	1	0	0	0	0.0	0.0	0	0	0	0	0	0	0	0	0	0
9/14	at CIN	1	1	4	3	1	0	1	0.0	0.0	0	0	0	1	0	0	1	49	0	
9/24	at NE	1	1	6	6	0	3	4	2.0	15.0	0	0	0	0	0	0	1	22	1	
10/1	TEN	1	1	2	2	0	1	0	1.0	7.0	0	0	0	0	0	1	0	0	0	
10/8	KC	1	1	3	1	2	1	1	0.0	0.0	0	0	0	0	0	0	0	0	0	
10/15	CLE	1	1	3	2	1	0	0	0.0	0.0	0	0	0	0	1	0	0	0	0	
10/29	at SEA	1	1	4	4	0	1	2	1.0	0.0	0	0	0	0	0	1	0	0	0	
11/5	IND	1	1	4	3	1	1	1	1.0	8.0	0	0	0	0	0	0	0	0	0	
11/12	at LAR	1	1	3	3	0	1	3	1.0	11.0	0	0	0	0	0	0	0	0	0	
11/19	ARI	1	1	5	3	2	3	3	2.0	13.0	0	0	0	0	0	0	0	0	0	
11/27	at BAL	1	1	2	2	0	2	2	1.0	8.0	0	0	0	0	0	0	0	0	0	
12/3	at TEN	1	1	3	1	2	0	1	0.0	0.0	0	0	0	0	0	0	0	0	0	
12/10	SF	-	-	-	-	-	-	-	-	-	-	-	-	-	-	-	-	-	-	
12/17	at JAX	-	-	-	-	-	-	-	-	-	-	-	-	-	-	-	-	-	-	
12/25	PIT	-	-	-	-	-	-	-	-	-	-	-	-	-	-	-	-	-	-	
12/31	at IND	-	-	-	-	-	-	-	-	-	-	-	-	-	-	-	-	-	-	
<b>Totals</b>		<b>12</b>	<b>12</b>	<b>40</b>	<b>31</b>	<b>9</b>	<b>13</b>	<b>18</b>	<b>9.0</b>	<b>62.0</b>	<b>0</b>	<b>0</b>	<b>0</b>	<b>0</b>	<b>2</b>	<b>2</b>	<b>2</b>	<b>71</b>	<b>1</b>	

### ADDITIONAL REGULAR SEASON STATISTICS

Touchdowns (1): 22-yard fumble return at New England, 9/24

## CAREER STATISTICS

REGULAR SEASON				TACKLES					SACKS		INTERCEPTIONS					FUMBLES			
Year	Team	GP	GS	Tot	Solo	Asst	QBH	TFL	Sk	Yds	Int	Yds	Lg	TD	PD	FF	FR	Yds	TD
2014	HOU	4	2	7	5	2	0	3	0.0	0.0	0	0	0	0	0	0	0	0	0
2015	HOU	13	9	40	27	13	8	8	4.5	43.5	0	0	0	0	6	1	0	0	0
2016	HOU	14	14	52	40	12	17	16	6.0	45.0	0	0	0	0	2	1	0	0	0
2017	HOU	12	12	40	31	9	13	18	9.0	62.0	0	0	0	0	2	2	2	71	1
<b>Totals</b>		<b>43</b>	<b>37</b>	<b>139</b>	<b>103</b>	<b>36</b>	<b>38</b>	<b>45</b>	<b>19.5</b>	<b>150.5</b>	<b>0</b>	<b>0</b>	<b>0</b>	<b>0</b>	<b>10</b>	<b>4</b>	<b>2</b>	<b>71</b>	<b>1</b>
POSTSEASON				TACKLES					SACKS		INTERCEPTIONS					FUMBLES			
Year	Team	GP	GS	Tot	Solo	Asst	QBH	TFL	Sk	Yds	Int	Yds	Lg	TD	PD	FF	FR	Yds	TD
2016	HOU	2	2	3	3	0	2	1	0.0	0.0	1	3	3	0	2	0	0	0	0
<b>Totals</b>		<b>2</b>	<b>2</b>	<b>3</b>	<b>3</b>	<b>0</b>	<b>2</b>	<b>1</b>	<b>0.0</b>	<b>0.0</b>	<b>1</b>	<b>3</b>	<b>3</b>	<b>0</b>	<b>2</b>	<b>0</b>	<b>0</b>	<b>0</b>	<b>0</b>

### CAREER GAME HIGHS

Tackles: 8, 2x – last: at MIN, 10/9/16 | QBH: 3, 2x – last: at IND, 12/11/16 | TFL: 4, 2x – last: at NE, 9/24/17  
 Sacks: 2.0, 2x – last vs. ARI, 11/19/17 | PD: 2 at CAR, 9/20/15 | FF: 1, 4x – last: at SEA, 10/29/17

- sack, a career-high three quarterback hits and two tackles for loss, which tied a single-game career-high, vs. Chicago (9/11)
- Recorded three solo tackles, two quarterback hits, one tackle for loss and one pass defended vs. Kansas City (9/18)
- Finished with two solo tackles, including 1.0 sack, and two quarterback hits on Titans QB Marcus Mariota vs. Tennessee (10/2)
- Tied a single-game career high with eight tackles (seven solo) and doubled his previous career high with four tackles for loss at Minnesota (10/9) in Week 5
- Made four tackles (three solo) and added two quarterback hits vs. Indianapolis (10/16)
- Logged four tackles (three solo) and one quarterback hit, giving him a career-high nine on the season, at Denver (10/24)
- Sacked Lions QB Matthew Stafford for a 9-yard loss in the second quarter and recorded his ninth tackle for loss of the year, which set a single-season career-high, vs. Detroit (10/30)
- Tallied four solo tackles and a tackle for loss at Jacksonville (11/13) in Week 10
- Finished second on the team with five tackles (all solo), including two for loss, at Oakland (11/21) in Week 11
- With two tackles vs. San Diego (11/27) in Week 12, set a single-season career-high with his 41st total tackle of the year, surpassing his previous best of 40 in 2015
- Inactive for Week 13 at Green Bay (12/4) with an injury
- Finished with three tackles, a strip-sack of Colts QB Andrew Luck and a season-high-tying three quarterback hits at Indianapolis (12/11) in Week 14

## JADEVEON CLOWNEY

- Set a single-season career high with his fifth sack of the year when he brought down Jaguars QB Blake Bortles for an 8-yard loss and finished with five total tackles and three tackles for loss vs. Jacksonville (12/18) in Week 15
- Recorded a sack in three straight games for the first time in his career when he brought down Bengals QB Andy Dalton vs. Cincinnati (12/24) in Week 16
- Inactive for Week 17 at Tennessee (1/1/17) with an injury
- In his first career postseason game, became the second defensive lineman in Texans history (DE J.J. Watt) with a postseason interception and finished with one tackle and two passes defended vs. Oakland (1/7/17) in the AFC Wild Card round
- Tallied two solo tackles, two quarterback hits and one tackle for loss at New England (1/14/17) in the AFC Divisional round

### 2015 (Houston 13/9, 0/0):

- Recorded four tackles (three solo), one forced fumble, and 1.0 tackles for loss vs. Kansas City (9/13)
- Totaled two solo tackles and the first two passes defended of his career at Carolina (9/20)
- Made two tackles (one solo) and had one quarterback hit vs. Tampa Bay (9/27)
- Recorded two tackles (one solo) and one pass defended at Atlanta (10/4)
- Had two solo tackles, one tackle for loss, and one quarterback hit vs. Indianapolis (10/8)
- Inactive in Week 6 at Jacksonville (10/18)
- Recorded the first sack of his career in the second quarter at Miami (10/25) when he brought down Dolphins QB Ryan Tannehill for a 13-yard loss
- Led the team with a career-high eight tackles (seven solo), including two tackles for loss and a sack at Miami (10/25)
- Inactive in Week 10 at Cincinnati (11/1)
- Split a sack with OLB John Simon in the fourth quarter vs. N.Y. Jets (11/22)
- Brought down Bills QB Tyrod Taylor for a sack in the fourth quarter (12/6), bringing his total to 2.5 for the season
- Finished with three solo tackles, including two for loss and 1.0 sack at Buffalo (12/6)
- His two tackles for loss tied a single-game career-high (12/6)
- Totaled a single-game career-high 2.0 sacks to go along with seven tackles (four solo) vs. New England (12/13)
- Recorded a sack in his second straight game when he brought down Patriots QB Tom Brady for a 10-yard loss in the third quarter vs. New England (12/13)
- Sacked Brady for another 10-yard loss in the fourth quarter vs. New England (12/13), increasing his sack total on the year to 4.5
- His tackle total was the second-highest single-game total of his career
- Notched four tackles (one solo), one quarterback hit and one pass defended at Indianapolis (12/20)
- Selected by teammates as the 2015 Ed Block Courage Award winner
- Inactive in Week 17 vs. Jacksonville (1/3/16) and in Wild Card Game vs. Kansas City (1/9/16)

### 2014 (Houston 4/2):

- Recorded a tackle for loss in his first career start vs. Washington (9/7)
- Inactive in Weeks 2-7
- Played at Tennessee (10/26) in Week 8 and made one tackle
- Inactive in Week 9
- Made a pair of tackles and had a tackle for loss at Cleveland (11/16) in Week 11
- Had a career-high three tackles and a tackle for loss vs. Cincinnati (11/23) in Week 12
- Inactive in Weeks 13-14


### COLLEGE:

- Played three seasons (2011-13) at the University of South Carolina in Columbia, S.C.
- Started 23-of-36 games for the Gamecocks, recording 130 tackles (85 solos) that included 24.0 sacks for minus-148 yards, 47.0 tackles for loss (minus-221 yards) and 20 quarterback pressures
- Recovered one fumble, forced nine others and deflected seven passes
- Finished second in school annals with 47.0 tackles for loss
- Third on the school's all-time list with 24.0 sacks
- Holds school record with nine forced fumbles
- Two-time All-American (2012, 2013)
- Two-time All-SEC (2012, 2013)
- SEC Freshman of the Year
- Became the third Gamecock to earn first-team All-American honors in two seasons

### PERSONAL:

- Attended South Pointe High School in Rock Hill, S.C.
- Started for the Stallions as a freshman at running back and defensive end
- Tallied 162 tackles, 29.5 sacks, 29 tackles for loss, 11 forced fumbles and six fumble recoveries, and scored five touchdowns on defense
- Led his team a 15-0 record and state championship and finished with 17 sacks
- Finished his sophomore season with 144 tackles and 23 sacks
- Named South Carolina's 2010 Mr. Football
- Played in the Shrine Bowl of the Carolinas

- Notched seven tackles and 1.5 sacks in the Under Armour All-America Game
- Named the consensus best player in the nation and named USA Today's National Defensive Player of the Year
- Lettered for the school's basketball team
- Majored in African-American studies



## DYLAN COLE

INSIDE LINEBACKER | 6-1 | 240 | MISSOURI STATE

Hometown: Springfield, Mo. | Rookie | Age: 23  
 Acquired: CFA-17 | 2017 GP/GS: 8/1 | Career GP/GS (Playoffs): 8/1 (0/0)  
 Teams: Houston 2017

# 51

### TRANSACTIONS:

Signed by the Houston Texans as a college free agent on May 12, 2017.

### 2017 (Houston 8/1):

- Made his NFL debut and recorded one quarterback hit vs. Jacksonville (9/10)
- Received extensive action at inside linebacker and notched his first three career tackles at Cincinnati (9/14)
- Became the first rookie in NFL history to record five total tackles, one sack and one interception returned for a touchdown vs. Tennessee (10/1)
- Started his first career game and totaled five tackles and one tackle for loss vs. Kansas City (10/8)
- Registered one tackle for loss and recorded his second interception of the season, tied for the team-lead and most among rookie linebackers vs. Cleveland (10/15)
- Returned to action and produced a defensive and special teams tackle at Baltimore (11/27)

### 2017 STATISTICS

REGULAR SEASON				TACKLES					SACKS		INTERCEPTIONS					FUMBLES				
Date	Opp	GP	GS	Tot	Solo	Asst	QBH	TFL	Sk	Yds	Int	Yds	Lg	TD	PD	FF	FR	Yds	TD	
9/10	JAX	1	0	0	0	0	1	0	0.0	0.0	0	0	0	0	0	0	0	0	0	0
9/14	at CIN	1	0	3	0	3	0	0	0.0	0.0	0	0	0	0	0	0	0	0	0	0
9/24	at NE	1	0	1	0	1	0	0	0.0	0.0	0	0	0	0	0	0	0	0	0	0
10/1	TEN	1	0	5	3	2	1	1	1.0	1.0	1	25	25	1	1	0	0	0	0	0
10/8	KC	1	1	5	2	3	0	1	0.0	0.0	0	0	0	0	0	0	0	0	0	0
10/15	CLE	1	0	1	1	0	0	1	0.0	0.0	1	3	3	0	0	0	0	0	0	0
10/29	at SEA																			
11/5	IND																			
11/12	at LAR																			
11/19	ARI																			
11/27	at BAL	1	0	1	1	0	0	0	0.0	0.0	0	0	0	0	0	0	0	0	0	0
12/3	at TEN	1	0	0	0	0	0	0	0.0	0.0	0	0	0	0	0	0	0	0	0	0
12/10	SF	-	-	-	-	-	-	-	-	-	-	-	-	-	-	-	-	-	-	-
12/17	at JAX	-	-	-	-	-	-	-	-	-	-	-	-	-	-	-	-	-	-	-
12/25	PIT	-	-	-	-	-	-	-	-	-	-	-	-	-	-	-	-	-	-	-
12/31	at IND	-	-	-	-	-	-	-	-	-	-	-	-	-	-	-	-	-	-	-
<b>Totals</b>		<b>7</b>	<b>1</b>	<b>16</b>	<b>7</b>	<b>9</b>	<b>2</b>	<b>3</b>	<b>1.0</b>	<b>1.0</b>	<b>2</b>	<b>28</b>	<b>28</b>	<b>1</b>	<b>1</b>	<b>0</b>	<b>0</b>	<b>0</b>	<b>0</b>	<b>0</b>

**ADDITIONAL STATISTICS**  
 Special Teams Tackles: 5

### CAREER AT MISSOURI STATE:

- Played four seasons (2013-16) at Missouri State University in Springfield, Mo. after redshirting the 2012 campaign
- Finished his Bears career with 457 tackles (third-most in MSU history), 40.5 tackles for loss, 21 passes defended, 5.0 sacks, five interceptions and three forced fumble and two fumble recoveries in 46 career games (all starts)
- Racked up 22 double-figure tackle games, including 15 in a row to end his career

### 2016 (Missouri State):

- Credited with 142 tackles, 8.0 tackles for loss, six passes defended, three forced fumbles and two interceptions in 11 games
- Earned NCAA Division I FCS Consensus All-America honors as one of the nation's top linebackers his senior year
- Led all FCS players in total tackles per game (12.9) and was second nationally in solo tackles per game (7.7)
- Finalist for Buck Buchanan Award as top defensive player in DI FCS football (finished third) First-team All-America selection by Associated Press, AFCA, Walter Camp Football Foundation, STATS Inc., HERO Sports, and FCS ADA

### 2015 (Missouri State):

- Had a stellar junior campaign in which he earned All-MVFC First-Team honors and led the conference with 152 total tackles
- Was the MVFC leader in tackles per game (13.8), which ranked third among all NCAA Division I FCS defenders
- Logged 9 double-digit tackle games and averaged 6.6 solo tackles per game, which was tops in the conference and No. 5 nationally

### 2014 (Missouri State):

- Started all 12 games as a sophomore and earned All-MVFC honorable mention honors
- Brought down 92 ball carriers which ranked second on the team and 11th in the MVFC
- His 14.5 tackles for loss were 5th in the MVFC and 56th nationally

### 2013 (Missouri State):

- Started all 12 games at Sam linebacker as a redshirt freshman
- Was MSU's only freshman player on the MVFC All-Newcomer Team
- Ranked 26th in the MVFC in tackles per game (5.9) and was 5th on the club in total stops (68) while ranking 2nd among all Bears in tackles for loss (6.0)

### 2012 (Missouri State):

- Redshirted the season and earned MSU Defensive Scout Team Player of the Year by the coaches

### PERSONAL:

- Attended Logan-Rogersville (Mo.) High School
- A Missouri Class 3 consensus all-state running back after compiling 2,002 rushing yards on 225 carries for 33 touchdowns for the state champions in 2011
- Registered 102 total tackles, 7 for loss and a pair of interceptions as a senior at linebacker
- Named MHSFCA Offensive Player of the Year in 2011 as well as Central Ozarks Co-Offensive Player of the Year and SWMFCA Offensive Player of the Year
- Son of Tacoma Bailey and Traci Cole of Rogersville, Mo.
- Has three siblings: Devon, Daelyn and Danae



## ZACH CUNNINGHAM

INSIDE LINEBACKER | 6-4 | 230 | VANDERBILT

Hometown: Pinson, Ala. | Rookie | Age: 22  
 Acquired: D2-'17 | 2017 GP/GS: 12/9 | Career GP/GS (Playoffs): 12/9 (0/0)  
 Teams: Houston 2017

# 41

### TRANSACTIONS:

Selected by the Houston Texans with the 25th pick in the second round (57th overall) of the 2017 NFL Draft.

### 2017 (Houston 12/9):

- Recorded four defensive tackles, a pass defended and a special teams stop in his NFL debut vs. Jacksonville (9/10)
- Made his first career start at the MIKE position and recorded four solo stops at Cincinnati (9/14)
- Started his second consecutive game at the MIKE linebacker position and recorded a team-high seven combined tackles at New England (9/24)
- Started his third consecutive game and produced two total tackles vs. Tennessee (10/1)
- Made a career-high nine combined tackles and added his first career forced fumble vs. Kansas City (10/8)
- Started at linebacker and made one solo stop with one pass defended vs. Cleveland (10/15)
- Made his sixth start of the season and produced five tackles vs. Indianapolis (11/5)
- Recorded one tackle in his seventh start of the season at the Los Angeles Rams (11/12)
- Started his fifth straight game and produced four total tackles with one special teams tackle vs. Arizona (11/19)
- Appeared in his 11th game of the season and produced four tackles at Baltimore (11/27)
- Notched four total tackles while producing his first career quarterback hit, first two tackles for loss and first career sack at Tennessee (12/3)

### CAREER AT VANDERBILT:

- Played three seasons (2014-16) at Vanderbilt University in Nashville, Tenn. after redshirting the 2013 campaign
- Finished his Commodores career ranked third in program history with 39.5 tackles for loss and finished with 295 career tackles

### HONORS:

- Bulkus Award Finalist (2016)
- Chuck Bednarik Award Semifinalist (2016)
- Coaches First Team All-SEC (2015-16)
- Associated Press First Team All-SEC (2015-16)
- Midseason All-America – SI.com, FOXSports.com, Sporting News, CBSSports.com (2016)
- First Team All-America – FWAA, AP, AFCA, Walter Camp, ESPN, USA Today, SI.com (2015)
- Phil Steele Third Team All-American (2015)
- Phil Steele First Team All-SEC (2015)
- ESPN.com First Team All-SEC (2015)

### 2016 (Vanderbilt):

- Enjoyed one of the most impressive seasons by any defensive player in Vanderbilt history, earning consensus All-American status
- Swept first team All-America honors from every prestigious outlet, including Associated Press, Football Writers of America (FWAA), Walter Camp Foundation, American Football Coaches Association (AFCA), ESPN, Sports Illustrated, CBS Sports, The Sporting News and USA Today
- Became just the third player in Vanderbilt history to earn first team All-American honors from the Walter Camp Foundation
- Named as Bulkus Award finalist and semifinalist for the Chuck Bednarik Award
- Finished the regular season leading the SEC with 125 total tackles (9.6 per game), ranking sixth nationally
- His 68 solo tackles ranked second among all SEC defenders, and he also ranked among the national leaders and tied for second in the SEC with 16.5 tackles for loss
- Paced the SEC and ranked second nationally with four fumble recoveries
- Earned National Defensive Player of the Week honors from Walter Camp, Maxwell Football Club and FWAA after a remarkable 19-tackle performance in Vanderbilt's 17-16 road win at

## 2017 STATISTICS

REGULAR SEASON				TACKLES				SACKS		INTERCEPTIONS				FUMBLES					
Date	Opp	GP	GS	Tot	Solo	Asst	QBH	TFL	Sk	Yds	Int	Yds	Lg	TD	PD	FF	FR	Yds	TD
9/10	JAX	1	0	4	0	4	0	0	0.0	0.0	0	0	0	0	1	0	0	0	0
9/14	at CIN	1	1	4	4	0	0	0	0.0	0.0	0	0	0	0	0	0	0	0	0
9/24	at NE	1	1	7	3	4	0	0	0.0	0.0	0	0	0	0	0	0	0	0	0
10/1	TEN	1	1	3	2	1	0	0	0.0	0.0	0	0	0	0	0	0	0	0	0
10/8	KC	1	0	9	4	5	0	0	0.0	0.0	0	0	0	0	0	1	0	0	0
10/15	CLE	1	1	1	1	0	0	0	0.0	0.0	0	0	0	0	1	0	0	0	0
10/29	at SEA	1	1	1	0	1	0	0	0.0	0.0	0	0	0	0	0	1	0	0	0
11/5	IND	1	1	5	2	3	0	0	0.0	0.0	0	0	0	0	0	0	0	0	0
11/12	at LAR	1	1	1	0	1	0	0	0.0	0.0	0	0	0	0	0	0	0	0	0
11/19	ARI	1	1	4	2	2	0	0	0.0	0.0	0	0	0	0	0	0	0	0	0
11/27	at BAL	1	0	4	3	1	0	0	0.0	0.0	0	0	0	0	0	0	0	0	0
12/3	at TEN	1	1	4	3	1	1	2	1.0	3.0	0	0	0	0	0	0	0	0	0
12/10	SF	-	-	-	-	-	-	-	-	-	-	-	-	-	-	-	-	-	-
12/17	at JAX	-	-	-	-	-	-	-	-	-	-	-	-	-	-	-	-	-	-
12/25	PIT	-	-	-	-	-	-	-	-	-	-	-	-	-	-	-	-	-	-
12/31	at IND	-	-	-	-	-	-	-	-	-	-	-	-	-	-	-	-	-	-
<b>Totals</b>		<b>12</b>	<b>9</b>	<b>47</b>	<b>24</b>	<b>23</b>	<b>1</b>	<b>2</b>	<b>1.0</b>	<b>3.0</b>	<b>0</b>	<b>0</b>	<b>0</b>	<b>0</b>	<b>2</b>	<b>1</b>	<b>0</b>	<b>0</b>	<b>0</b>

### ADDITIONAL STATISTICS

Special Teams Tackles: 6

- Georgia (10/15)
- Closed the regular season with his second SEC Defensive Player of the Week recognition after posting 10 tackles, a forced fumble and fumble recovery in Vanderbilt's 45-34 win at Tennessee (11/25)
- Averaged 11.1 tackles against the Commodores' eight SEC opponents
- Registered 10 stops, including nine solo tackles, and a pair of tackles for loss, at Missouri (11/12)

### 2015 (Vanderbilt):

- Played in all 12 games and earning nine starts at inside linebacker as a redshirt sophomore
- Ranked among the league leaders in numerous statistical categories, including tackles for loss, solo tackles, total tackles, forced fumbles and fumble recoveries even though he didn't become a starter until the third game
- SEC head coaches named him All-SEC first team for his efforts
- Registered 16.5 tackles for loss, which marked the third-highest total among SEC defenders in the regular season and the most by a Commodore since All-America linebacker Jamie Winborn logged 23 tackles for loss in 1999
- His three fumble recoveries shared the SEC lead and his four forced fumbles, bettered by just one Vanderbilt player in the last 20 years, ranked third in the league
- Made 69 solo tackles, which were the most by a Commodore since All-SEC linebacker Moses Osemwegie registered 78 solo stops in 2003
- His 103 total tackles were the most by a Vanderbilt defender since all-league linebacker Chris Marve amassed 121 tackles in 2009
- Posted at least 10 tackles in seven of the last nine games, topped by a 12-solo tackle, 15-total tackle performance at Middle Tennessee State (10/3)
- Ended the season with four straight double-digit tackle games, making him the first Commodore to do so since Osemwegie in 2005
- Amassed 15 tackles for loss in seven-game midseason stretch

### 2014 (Vanderbilt):

- Capped off a solid redshirt freshman campaign by closing the season among the team's most productive defenders
- Participated in 11 games, missing only the Charleston Southern game
- Finished the year with 67 total tackles (37 solo), 1.5 sacks, 6.5 tackles for loss and a forced fumble
- Earned starts at inside linebacker in team's 3-4 scheme during last five games against Missouri, Old Dominion, Florida, Mississippi State and Tennessee
- Averaged 8.2 tackles per game as a starting linebacker
- Posted a team single-game high of 13 total tackles at Mississippi State... Registered 11 tackles, including a sack, vs. Florida (11/8)
- Recorded multiple tackles for loss at Georgia (10/4) and vs. Tennessee (11/29)

## ZACH CUNNINGHAM

**2013 (Vanderbilt):**

- Redshirted as a true freshman, participating as a scout team linebacker

**PERSONAL:**

- Parents are Fred and Sophie Cunningham
- Attended Pinson (Ala.) Valley High School
- Senior captain and three-year starter at linebacker for the Indians
- Concluded his prep career by receiving Alabama 5A Lineman of the Year and Birmingham News' Lineman of the Year honors after 2012 campaign
- Amassed 448 total tackles during his three-year varsity career
- As a senior in 2012, earned First Team All-State after leading PVHS to an 8-4 record and the second round of the 5A playoffs
- Contributed 194 total tackles, including 41 tackles for loss and 12 sacks along with four blocked punts during the season
- Participated in postseason Semper Fidelis All-American Bowl
- As junior in 2011, earned All-State recognition after registering 152 tackles
- Dad works in landscaping
- Has four brothers: Frederick, Ethan, Nathan and Zapheth; and two sisters, Gabriel and Danica
- Enjoys playing the guitar
- Majored in economics while attending Vanderbilt



# TEXANS BIOS



## BRIAN CUSHING

INSIDE LINEBACKER | 6-3 | 250 | SOUTHERN CALIFORNIA

Hometown: Park Ridge, N.J. | 9th NFL Season | 9th with Texans | Age: 30

Acquired: D1-'09 | 2017 GP/GS: 1/1 | Career GP/GS (Playoffs): 100/100 (5/5)

Teams: Houston 2009-17

# 56

### TRANSACTIONS:

Selected by the Houston Texans with the 15th pick in the first round (15th overall) of the 2009 NFL Draft...Re-signed with the Texans on Sept. 3, 2013.

### HONORS:

- Associated Press All-Pro Second Team (2009, 2011)
- Associated Press Defensive Rookie of the Year (2009)
- Pro Bowl Selection (2010)
- Pro Football Weekly/PFWA All-AFC Team (2011)
- Houston Texans Team Most Valuable Player (2011)
- Ed Block Courage Award Winner (2013)
- Houston Texans Team Rookie of the Year (2009)
- AFC Defensive Player of the Week (Week 6, 2009; Week 8, 2009)
- NFL Defensive Rookie of the Month (November, 2009; December, 2009)
- Pro Football Weekly/PFWA Defensive Rookie of the Year (2009)
- Pro Football Weekly/PFWA All-Rookie Team (2009)
- GMC Never Say Never Moment of the Week for Week 1 fourth-quarter interception return for a touchdown at San Diego (2013)
- Named NFLPA's Community Most Valuable Player of the Week for his positive impact in the local community (Week 14, 2015)

### CAREER:

- The all-time leading tackler in Texans history
- Owns 648 tackles in his career, making him the second player in Texans history to reach 600 career tackles (DeMeco Ryans)
- Has played in the 10th-most regular-season games in Texans history after passing C Bryan Pittman (95)
- Led the team in tackles in 2009 and 2011
- His 133 tackles in 2009 finished tied for second most in the AFC, trailing only Ray Lewis' 134 tackles
- Ranks ninth in team history with 12.0 career sacks
- Has eight career interceptions, 29 passes defensed, nine forced fumbles and one safety
- Has 17 career double-digit tackle games

### 2017 (Houston 1/1):

- Played in and started his 100th career game vs. Jacksonville (9/10), ranking fifth in franchise history in starts and tied for eighth in career games

### 2016 (Houston 13/13, 2/2):

- One of eight finalists for the 2016 Art Rooney Sportmanship Award
- Finished second on the team in tackles with 65
- Recorded two tackles (one solo) in nine defensive snaps before departing with an injury in the season opener vs. Chicago (9/11)
- Inactive for Week 2 vs. Kansas City (9/18) and Week 3 at New England (9/22)
- Returned from injury and posted a season-high four tackles (three solo) vs. Tennessee (10/2) in Week 4
- Posted four tackles (two solo) at Minnesota in Week 5

## 2017 STATISTICS

REGULAR SEASON				TACKLES					SACKS		INTERCEPTIONS					FUMBLES			
Date	Opp	GP	GS	Tot	Solo	Asst	QBH	TFL	Sk	Yds	Int	Yds	Lg	TD	PD	FF	FR	Yds	TD
9/10	JAX	1	1	3	1	2	0	0	0.0	0.0	0	0	0	0	0	0	0	0	0
9/14	at CIN			RESERVE/SUSPENDED															
9/24	at NE			RESERVE/SUSPENDED															
10/1	TEN			RESERVE/SUSPENDED															
10/8	KC			RESERVE/SUSPENDED															
10/15	CLE			RESERVE/SUSPENDED															
10/29	at SEA			RESERVE/SUSPENDED															
11/5	IND			RESERVE/SUSPENDED															
11/12	at LAR			RESERVE/SUSPENDED															
11/19	ARI			RESERVE/SUSPENDED															
11/27	at BAL			RESERVE/SUSPENDED															
12/3	at TEN			ROSTER EXEMPTION															
12/10	SF	-	-	-	-	-	-	-	-	-	-	-	-	-	-	-	-	-	-
12/17	at JAX	-	-	-	-	-	-	-	-	-	-	-	-	-	-	-	-	-	-
12/25	PIT	-	-	-	-	-	-	-	-	-	-	-	-	-	-	-	-	-	-
12/31	at IND	-	-	-	-	-	-	-	-	-	-	-	-	-	-	-	-	-	-
<b>Totals</b>		<b>1</b>	<b>1</b>	<b>3</b>	<b>1</b>	<b>2</b>	<b>0</b>	<b>0</b>	<b>0.0</b>	<b>0.0</b>	<b>0</b>	<b>0</b>	<b>0</b>	<b>0</b>	<b>0</b>	<b>0</b>	<b>0</b>	<b>0</b>	<b>0</b>

## CAREER STATISTICS

REGULAR SEASON				TACKLES					SACKS		INTERCEPTIONS					FUMBLES			
Year	Team	GP	GS	Tot	Solo	Asst	QBH	TFL	Sk	Yds	Int	Yds	Lg	TD	PD	FF	FR	Yds	TD
2009	HOU	16	16	133	86	47	12	12	4.0	30.5	4	26	20	0	10	2	0	0	0
2010	HOU	12	12	76	53	23	11	8	1.5	12.0	0	0	0	0	4	1	0	0	0
2011	HOU	16	16	114	76	38	13	8	4.0	21.0	2	5	5	0	5	2	0	0	0
2012	HOU	5	5	30	23	7	2	0	0.0	0.0	1	1	1	0	2	1	0	0	0
2013	HOU	7	7	48	36	12	4	6	1.5	4.5	1	18	18	1	3	1	0	0	0
2014	HOU	14	14	72	41	31	9	1	1.0	8.0	0	0	0	0	2	1	0	0	0
2015	HOU	16	16	110	63	47	2	4	0.0	0.0	0	0	0	0	3	1	0	0	0
2016	HOU	13	13	65	38	27	2	2	0.0	0.0	0	0	0	0	1	0	0	0	0
2017	HOU	1	1	3	1	2	0	0	0.0	0.0	0	0	0	0	0	0	0	0	0
<b>Totals</b>		<b>100</b>	<b>100</b>	<b>651</b>	<b>417</b>	<b>234</b>	<b>55</b>	<b>41</b>	<b>12.0</b>	<b>76.0</b>	<b>8</b>	<b>50</b>	<b>20</b>	<b>1</b>	<b>30</b>	<b>9</b>	<b>0</b>	<b>0</b>	<b>0</b>

### POSTSEASON

Year	Team	GP	GS	Tot	Solo	Asst	QBH	TFL	Sk	Yds	Int	Yds	Lg	TD	PD	FF	FR	Yds	TD
2011	HOU	2	2	19	10	9	0	1	0.0	0.0	0	0	0	0	1	0	0	0	0
2015	HOU	1	1	13	9	4	0	0	0.0	0.0	1	0	0	0	1	0	0	0	0
2016	HOU	2	2	8	3	5	1	2	1.0	4.0	0	0	0	0	0	0	0	0	0
<b>Totals</b>		<b>5</b>	<b>5</b>	<b>40</b>	<b>22</b>	<b>18</b>	<b>1</b>	<b>3</b>	<b>1.0</b>	<b>4.0</b>	<b>1</b>	<b>0</b>	<b>0</b>	<b>0</b>	<b>2</b>	<b>0</b>	<b>0</b>	<b>0</b>	<b>0</b>

### ADDITIONAL STATISTICS

Safeties (1): vs. Oakland, 10/4/09 | Touchdowns (1): at San Diego (18-yard INT return)

### CAREER GAME HIGHS

Tackles: 17 at NYG, 9/21/14 | QBH: 3, 3x – last: vs. BAL, 12/13/10 | TFL: 4 vs. TEN, 11/28/10

Sacks: 1.5, 2x – last: vs. TEN, 9/15/13 | INT: 1, 8x – last: at SD, 9/9/13 | PD: 2, 4x – last: at SD, 9/9/13 | FF: 2, 2x – last: at IND, 12/22/11

- Racked up a season-high eight tackles (four solo) and surpassed the 600 career tackle mark vs. Indianapolis (10/16) in Week 6
- Finished with six tackles (three solo) at Denver (10/24) in Week 7
- Finished second on the team with seven tackles (all solo) vs. Detroit (10/30) in Week 8
- Tied for second on the team with seven tackles (three solo) and notched his first tackle for loss of the season vs. San Diego (11/27) in Week 12
- Finished second on the team with six tackles and one quarterback hit, his second of the year, at Green Bay (12/4) in Week 13
- Registered six tackles, bringing his career total to 639, which passed DeMeco Ryans (636) for the most career tackles in Texans history, at Indianapolis (12/11) in Week 14
- Notched his second tackle for loss of the season vs. Cincinnati (12/24) in Week 16
- Inactive for Week 17 at Tennessee (1/1/17) with an injury
- Logged four tackles (two solo), including one for loss, vs. Oakland (1/7/17) in the AFC Wild Card round
- Finished with four tackles and his first career sack in the postseason when he brought down

## BRIAN CUSHING

Patriots QB Tom Brady for a 4-yard loss in the second quarter at New England (1/14/17) in the AFC Divisional round

### 2015 (Houston 16/16, 1/1):

- Led the team with 10 tackles (six solo) vs. Kansas City (9/13)
- Tied for second on the team with seven tackles (four solo) and added one pass defended at Carolina (9/20)
- Deflected a pass on third down of Carolina's opening drive to force a punt (9/20)
- Made four tackles (three solo) vs. Tampa Bay (9/27)
- Led the team with 11 tackles (seven solo), including one for a loss, at Atlanta (10/4)
- Led the team with eight tackles in the game vs. Indianapolis (10/8)
- Led the team with 12 tackles (nine solo) at Jacksonville (10/18)
- Posted his fourth double-digit tackle game of the season and 17th of his career vs. Tennessee (11/1)
- Led the team with 13 tackles (six solo) and added one pass defended vs. Tennessee (11/1)
- Tied for third on the team with five tackles (four solo), including one for loss, vs. N.Y. Jets (11/22)
- Tied for the team lead with nine tackles (six solo), including two tackles for loss, vs. New England (12/13)
- His tackles for loss total marked a single-game season-high (12/13)
- Tied for the team lead with seven tackles at Indianapolis (12/20)
- Recorded the second-most tackles (six) on the team, to go along with a forced fumble and a pass defended vs. Jacksonville (1/3/16)
- Forced a fumble on Jaguars RB Denard Robinson vs. Jacksonville (1/3/16), his first of the season and ninth of his career. DE J.J. Watt recovered the ball on the play
- Deflected a pass in the first quarter vs. Jacksonville (1/3/16), his third of the season and 29th of his career
- Finished the regular season with 110 total tackles (63 solo), his highest single-season total since 2011
- Tied DeMeco Ryans (86) for the 12th-most regular season games played in Texans history
- Set a franchise single-game postseason record and led the team with 13 tackles, including nine solo stops, in Wild Card Game vs. Kansas City (1/9/16)
- Intercepted his first career pass in the postseason when he picked off Chiefs QB Alex Smith in the first quarter. Became the fourth player in team history to record an interception in the playoffs (1/9/16)
- Passed Brooks Reed (19), Danieal Manning (23) and J.J. Watt (24) for the most career tackles (32) in Texans postseason history

### 2014 (Houston 14/14):

- Played in 14 games and finished with 72 tackles, nine quarterback hits, two passes defended, a forced fumble and 1.0 sacks
- Made five tackles and had a quarterback hit vs. Washington (9/7) in Week 1
- Was second on the team with six tackles in Week 2 at Oakland (9/14)
- Officially tied a franchise record with 17 total tackles at the N.Y. Giants (9/21) in Week 3
- Made a team-high nine tackles (eight solo) and a pass defended vs. Buffalo (9/28)
- Sacked Cowboys QB Tony Romo for 8 yards and registered nine tackles, a quarterback hit and a tackle for loss at Dallas (10/5) in Week 5
- Made four tackles vs. Indianapolis (10/9) in Week 6
- Inactive in Weeks 8-9
- Caused a fumble in the second quarter that was recovered by DE J.J. Watt and added six tackles, two quarterback hits and a pass defended at Cleveland (11/16) in Week 11
- Had eight tackles vs. Cincinnati (11/23) in Week 12
- Recorded four tackles and a pair of quarterback hits at Jacksonville (12/7) in Week 14

### 2013 (Houston 7/7):

- Led the team with 65 tackles and had 1.5 sacks and an interception before suffering a season-ending knee injury at Kansas City in Week 7
- Led the team with 11 tackles (five solo) and recorded an interception, which was returned 18 yards for a game-tying touchdown in the fourth quarter at San Diego (9/9)
- Tied career highs with 13 tackles (11 solo) and 1.5 sacks vs. Tennessee (9/15)
- Tied for a team-high with 10 tackles (seven solo) at Baltimore (9/22)
- Recorded 10 tackles (seven solo) and a forced fumble vs. Seattle (9/29)
- Recorded eight tackles (five solo) at San Francisco (10/6)
- Recorded eight tackles (four solo) vs. St. Louis (10/13)
- Recorded five solo tackles and a pass defended before suffering a leg injury in the third quarter at Kansas City (10/20)

### 2012 (Houston 5/5):

- Started five games and led the team in tackles before suffering a season-ending knee injury
- Named a team captain for the second consecutive season
- Finished the season with 43 tackles (27 solo), one interception, two passes defended and one forced fumble
- Led the defense with nine tackles (six solo) while also intercepting a pass and forcing a fumble in the season opener vs. Miami (9/9)
- Named one of the Defensive Players of the Game after recording nine tackles (three solo)

at Jacksonville (9/16)

- Made seven tackles (three solo) and broke up a pass at Denver (9/23)
- Set a career-high with 13 tackles (9 solo) vs. Tennessee (9/30)
- Had five tackles (three solo) at the N.Y. Jets (10/8) before leaving the game with a knee injury
- Started at Indianapolis (12/14) in Week 15

### 2011 (Houston 16/16, 2/2):

- Second-Team Associated Press All-Pro selection and finished the season with a team-best 114 tackles (77 solo), 4.0 sacks, two interceptions and two forced fumbles
- Elected a team captain by his teammates in the second half of the season
- Started and led all Texans defenders with seven tackles (four solo) and one quarterback pressure in the season opener vs. Indianapolis (9/11)
- Led the team with 10 tackles (seven solo) at Miami (9/18), his eighth double-digit tackle game
- Tied for the team lead with six tackles (two solo) vs. Pittsburgh (10/2)
- Recorded his first sack of the season and finished tied for the team lead in tackles with eight (seven solo) vs. Oakland (10/9)
- Led the defense with six tackles (five solo) and had a pass defended at Tennessee (10/23)
- Named the Defensive Player of the Game for the Texans after leading the team with seven tackles and recording an interception vs. Jacksonville (10/30)
- Led the defense with seven tackles (four solo) and sacked Browns QB Colt McCoy for a 5-yard loss vs. Cleveland (11/6)
- Led the defense with eight solo tackles, one sack and an interception at Tampa Bay (11/13)
- Tied for the team lead in tackles with six (five solo) while also adding two hits on the quarterback vs. Atlanta (12/4)
- Recorded his ninth career double-digit tackle game with 12 tackles (nine solo), including one for a loss vs. Carolina (12/18)
- Led the team in tackles for the 10th time in 2011 while also forcing two fumbles, including a sack-fumble on the first defensive play of the game at Indianapolis (12/22)
- Led the team with 19 postseason tackles
- Started in his postseason debut and registered a team-leading eight tackles, including five solos and one for loss in AFC Wild Card Playoff vs. Cincinnati (1/7/12)
- Recorded 11 tackles (five solo) and one pass defended in AFC Divisional Playoff at Baltimore (1/15/12)

### 2010 (Houston 12/12):

- Started the final 12 games of the regular season and totaled 76 tackles (49 solo), 1.5 sacks and one forced fumble
- Made season debut vs. the N.Y. Giants (10/10) and had nine tackles (four solo) and one pass defended
- Made eight tackles (seven solo) including one quarterback hit vs. Kansas City (10/17)
- Returned to strongside linebacker and recorded nine solo tackles and one quarterback hit at Jacksonville (11/14)
- Made four solo tackles and forced a fumble at the N.Y. Jets (11/21)
- Led the defense with seven tackles (three solo) including four for a loss to go along with two passes defended vs. Tennessee (11/28)
- Recorded 1.5 sacks for 12 yards lost and 10 tackles (six solo) including three for a loss vs. Baltimore (12/13)
- Made five tackles (four solo) including two quarterback hits vs. Jacksonville (1/2/11)

### 2009 (Houston 16/16):

- Started all 16 games as a rookie and was named Associated Press Defensive Rookie of the Year
- Voted into the 2010 Pro Bowl but was unable to play due to injury
- Made professional debut for the Texans, starting at linebacker vs. the N.Y. Jets (9/13), and tied for the team-high with eight tackles (five solo)
- Became the first Texans rookie to lead his team in tackles in his first three career games vs. Jacksonville (9/27), where he registered eight tackles (six solo), one tackle for loss, and two pass defended
- Wrapped up RB Justin Fargas in the end zone for the Texans first safety since Dec. 15, 2002 vs. Oakland (10/4)
- Made nine tackles (six solo), two passes defended, two forced fumbles and intercepted a pass from Bengals QB Carson Palmer late in the fourth quarter to clinch the victory at Cincinnati (10/18)
- Named the AFC Defensive Player of the Week (10/21) for his performance at Cincinnati
- Led the Texans in tackles for the sixth time in eight games with 10 (three solo) as well as having one sack, one pass defended and one interception at Buffalo (11/1)
- Set a career high with 12 tackles (10 solo), one pass defended, one tackle for a loss and one quarterback hit at Indianapolis (11/8)
- Defensive leader in tackles for the ninth time, compiling 11 tackles (seven solo) vs. Indianapolis (11/29), where he picked off Colts QB Peyton Manning for his third interception of the season
- Named NFL Rookie of the Month in November after totaling 43 tackles, two interceptions and a sack
- Recorded one sack for a loss of 13 yards, three quarterback hits and 10 tackles (six solo) including three for a loss vs. Seattle (12/13)
- Made seven tackles (three solo) with two hits on Rams QB Keith Null, including a half-sack

## **BRIAN CUSHING**

for a loss of five yards at St. Louis (12/20)

- Made nine solo tackles at Miami (12/27), intercepted one pass, deflected a pass and had a sack for the third straight week

### **COLLEGE:**

- Played four seasons (2005-08) at the University of Southern California in Los Angeles
- Started 38-of-44 games he played in with the Trojans, including 13 at right defensive end and 25 at strongside outside linebacker
- Finished his career with 178 tackles (101 solo) that included 8.5 quarterback sacks for minus 57 yards, 27.0 stops for losses totaling 106 yards and two pressures
- Intercepted one pass, deflected 12 others and blocked two punts
- Consensus All-American as a senior, earning first-team accolades from Sports Illustrated and second-team honors from The Sporting News and Associated Press, and a consensus first-team All-Pac 10 choice
- Finalist for the Butkus Award, semifinalist for the Lombardi Award and quarterfinalist for the Lott Trophy
- Honorable mention All-Pac 10 selection in 2007 and second-team all-conference pick in 2006
- Started the last four games in 2005, including the national title game

### **PERSONAL:**

- Attended Bergen Catholic High School in Oradell, N.J.
- Earned Parade, USA Today, Prep Football Report, Scout.com, Super Prep, EA Sports and Prep Star All-American honors as a senior
- Recorded 120 tackles, 11 stops for loss, 10.0 sacks and seven interceptions as a linebacker in 2004
- Played running back and tight end and gained 475 rushing yards with 10 touchdowns and caught 13 passes for 456 yards (35.1 avg) with seven scores
- Took part in the NFL USO Tour in 2016



## JULIÉN DAVENPORT

(joo-lee-OWN)

TACKLE | 6-7 | 315 | BUCKNELL

Hometown: Paulsboro, N.J. | Rookie | Age: 22  
 Acquired: D4a-'17 | 2017 GP/GS: 8/2 | Career GP/GS (Playoffs): 8/2 (0/0)  
 Teams: Houston 2017

# 70

### TRANSACTIONS:

Selected by the Houston Texans with the 24th pick in the fourth round (130th overall) of the 2017 NFL Draft.

### 2017 (Houston (8/2)):

- Started in his first career game played at Cincinnati (9/14)
- Appeared in relief duty vs. Tennessee (10/1) and paved the way for a 173-yard rushing performance, 445 yards of total offense, six offensive touchdowns and a franchise-record 57 points
- Contributed extensively on special teams vs. Kansas City (10/8)
- Appeared in relief duty on the offensive line and on special teams vs. Cleveland (10/15)
- Played on the offensive line and on special teams and helped block for 500-plus yards of offense and 38 points at Seattle (10/29)
- Started at LT vs. Indianapolis (11/5)

### CAREER AT BUCKNELL:

- Played four seasons (2013-16) at Bucknell University in Lewisburg, Pa.
- Became the seventh player from Bucknell ever selected in the NFL Draft and first since Sam Havrilak in 1969
- A two-year team captain for the Bison
- The only member of Bucknell's senior class to start all 44 games from 2013-16

### HONORS:

- AFCA First Team All-American (2016)
- Associated Press First Team All-American (2016)
- STATS First Team All-American (2016)
- Walter Camp First Team All-American (2016)
- Second Team STATS FCS All-American (2015)
- First Team All-Patriot League (2014-16)
- Second Team All-Patriot League (2013)
- Preseason All-Patriot League (2014-16)

### 2016 (Bucknell):

- Started all 11 games at left tackle
- Blocked for a 1,000-yard rusher in Joey DeFloria (1,070 yards, 10 TDs) as well as No. 2 RB Chad Freshnock, who had another 604 yards and 10 TDs
- Earned First Team All-America honors from four organizations (AFCA, Associated Press, STATS, Walter Camp)
- Became the first Bison with four All-America honors in same season since Bryce Robertson in 2011
- Team captain for a second straight year
- Named to Walter Payton Award Watch List
- First Team All-Patriot League selection
- Earned invitations to participate in Senior Bowl and NFL Scouting Combine
- Named FCS Collegiate Player of the Year by the Brooks Irvine Club of South Jersey
- Earned team's Tom Gadd Coaches' Award and Captains Award

### 2015 (Bucknell):

- Started all 11 games at left tackle for third consecutive year
- Served as team captain along with senior Louis Taglianetti
- Credited with 12 receiving yards in season finale at Colgate after collecting a Bucknell fumble and advancing it
- Named a Second Team STATS FCS All-American
- First Team All-Patriot League selection
- Became the first Bison offensive lineman to be named First Team All-Patriot League in back-to-back years since Lucas Carlaw in 1998 and 1999
- Preseason All-Patriot League for second straight year
- Earned team's John Campana Award as squad's outstanding offensive lineman

### 2014 (Bucknell):

- Anchored the left tackle spot in all 11 games for the Bison
- Ran one time for three yards vs. Lafayette
- Recorded a tackle in contest vs. Leopards
- Named team's Most Improved Offensive Player at conclusion of 2015 spring practice
- First Team All-Patriot League
- One of two First Team All-PL offensive linemen for the Bison
- First time since 1998 Bucknell had two offensive linemen named to First Team

## CAREER STATISTICS

### REGULAR SEASON GAMES PLAYED/STARTED (PLAYOFFS):

2017 Houston: 8/2  
 TOTAL: 8/2

- A Preseason All-Patriot League selection

### 2013 (Bucknell):

- Earned starting spot at left tackle during preseason camp and started all 11 games
- Second Team All-Patriot League
- Recognized with the Stuart M. Smith Memorial Award as the team's top newcomer
- Caught two backward screens to record two running plays for a total of 32 yards

### PERSONAL:

- Attended Paulsboro (N.J.) High School
- A captain and all-conference selection in both football and basketball for the Red Raiders
- Named an All-South Jersey selection in football and All-Group 1 selection in basketball
- Son of Anthony Davenport and Leslie Showell
- Has five siblings: Ernest, Anthony, Kim, Katirah and Nyla
- Cousin, Michael Kidd-Gilchrist, was a member of Kentucky's 2012 NCAA Champion men's basketball team and currently plays in the NBA
- Native of Camden, N.J.
- Majored in political science while attending Bucknell



## TRESTON DECOUD

(DAY-coo)

CORNERBACK | 6-3 | 210 | OREGON STATE

Hometown: Covington, La. | Rookie | Age: 23  
 Acquired: D5-'17 | 2017 GP/GS: 7/0 | Career GP/GS (Playoffs): 7/0 (0/0)  
 Teams: Houston 2017

# 31

### TRANSACTIONS:

Selected by the Houston Texans with the 25th pick in the fifth round (169th overall) of the 2017 NFL Draft.

### 2017 (Houston 7/0):

- Played on special teams and defense and recorded his first two career tackles vs. Cleveland (10/15)
- Notched his first career pass defended vs. Arizona (11/19)
- Recovered a fumble on a punt return to retain possession for Houston at Baltimore (11/27)

### CAREER:

- Played two seasons (2015-16) at Oregon State University in Corvallis, Ore. after one season at Northwest Mississippi Community College in Senatobia, Miss. (2014) and one season at Chadron (Neb.) State College (2013)
- Redshirted the 2012 campaign at Chadron State
- Briefly transferred to Nicholls State University in Thibodaux, La. in 2014 to be close to his mother, Chandrika, when she was diagnosed with cancer
- Left Nicholls State and enrolled at Northwest Mississippi Community College when he was not granted immediate eligibility by the NCAA
- Made 21 career starts in his two seasons at Oregon State
- Selected to play in the 2017 East-West Shrine Game
- Participated in the 2017 NFL Combine

### 2016 (Oregon State):

- Started all 12 games at cornerback
- Tied for the team-lead with 10 pass breakups
- Finished the year sixth on the team with 58 tackles
- Recorded the first interceptions of his career vs. Idaho State (9/17), returning one of them 75 yards for a touchdown
- Named Pac-12 Defensive Player of the Week following the Idaho State game
- Named Pac-12 All-Conference honorable mention

### 2015 (Oregon State):

- Played in 10 games and made nine starts
- Earned the starting spot at the vacant left cornerback position out of fall camp
- Finished the season fifth on the team with 50 tackles despite missing the better part of three games
- Led the Beavers with five passes defended and recorded 3.5 tackles for loss
- Registered his first career sack vs. Washington (11/21)

### 2014 (Northwest Mississippi CC):

- Arrived at Northwest Mississippi Community College in the summer of 2014, just weeks before the team started training camp
- Named a first-team All-American in 2014 after making 38 tackles, a team-high six interceptions (third in the nation) and seven pass breakups
- Ranked No. 34 on the national junior college prospects list, including No. 4 at cornerback
- First team all-region selection
- Rated as a three-star prospect by 247Sports

### 2013 (Chadron State):

- Played the 2013 campaign for the Eagles as a redshirt freshman

### 2012 (Chadron State):

- Redshirted the season

### PERSONAL:

- Attended Lakeshore High School in Mandeville, La.
- Named all-district as a senior after recording 23 receptions at wide receiver and 56 tackles

## 2017 STATISTICS

REGULAR SEASON				TACKLES					SACKS		INTERCEPTIONS					FUMBLES				
Date	Opp	GP	GS	Tot	Solo	Asst	QBH	TFL	Sk	Yds	Int	Yds	Lg	TD	PD	FF	FR	Yds	TD	
9/10	JAX			INACTIVE																
9/14	at CIN	1	0	0	0	0	0	0	0.0	0.0	0	0	0	0	0	0	0	0	0	0
9/24	at NE	1	0	0	0	0	0	0	0.0	0.0	0	0	0	0	0	0	0	0	0	0
10/1	TEN	1	0	0	0	0	0	0	0.0	0.0	0	0	0	0	0	0	0	0	0	0
10/8	KC			INACTIVE																
10/15	CLE	1	0	2	2	0	0	0	0.0	0.0	0	0	0	0	0	0	0	0	0	0
10/29	at SEA			ACTIVE, DID NOT PLAY																
11/5	IND			INACTIVE																
11/12	at LAR			INACTIVE																
11/19	ARI	1	0	0	0	0	0	0	0.0	0.0	0	0	0	0	1	0	0	0	0	
11/27	at BAL	1	0	0	0	0	0	0	0.0	0.0	0	0	0	0	0	0	1	0	0	
12/3	at TEN	1	0	0	0	0	0	0	0.0	0.0	0	0	0	0	0	0	0	0	0	
12/10	SF	-	-	-	-	-	-	-	-	-	-	-	-	-	-	-	-	-	-	
12/17	at JAX	-	-	-	-	-	-	-	-	-	-	-	-	-	-	-	-	-	-	
12/25	PIT	-	-	-	-	-	-	-	-	-	-	-	-	-	-	-	-	-	-	
12/31	at IND	-	-	-	-	-	-	-	-	-	-	-	-	-	-	-	-	-	-	
<b>Totals</b>		<b>7</b>	<b>0</b>	<b>2</b>	<b>2</b>	<b>0</b>	<b>0</b>	<b>0</b>	<b>0.0</b>	<b>0.0</b>	<b>0</b>	<b>0</b>	<b>0</b>	<b>0</b>	<b>1</b>	<b>0</b>	<b>1</b>	<b>0</b>	<b>0</b>	

on defense

- Earned all-district honors at four different positions during his prep career
- Qualified for the state track & field championships as a sprinter as a junior and senior
- Son of Darryl Batiste and Chandrika Decoud
- Cousin, Thomas Decoud, was a third-round draft pick of the Atlanta Falcons in 2008 and played seven seasons in the NFL with the Falcons and Carolina Panthers
- Lists Cardinals S Tyrann Mathieu as his favorite athlete
- Majored in liberal studies while attending Oregon State



## KURTIS DRUMMOND

SAFETY | 6-1 | 210 | MICHIGAN STATE

Hometown: Masury, Ohio | 3rd NFL Season | 3rd with Texans | Age: 25  
 Acquired: CFA-'15 | 2017 GP/GS: 11/0 | Career GP/GS (Playoffs): 20/0 (1/0)  
 Teams: Houston 2015-17

# 23

### TRANSACTIONS:

Signed by the Houston Texans as a college free agent on May 8, 2015...Waived by the Texans on Sept. 5, 2015...Signed to the Texans practice squad on Sept. 8, 2015...Signed to the Texans active roster on Oct. 27, 2015.

### 2017 (Houston 11/0):

- Appeared in the team's first four games extensively on special teams, leading the team with five special teams tackles
- Made a career-high four tackles and recorded the first sack of his career vs. Cleveland (10/15)
- Made one special teams tackle at Seattle (10/29)
- Notched a special teams tackle vs. Indianapolis (11/5)
- Tallied three solo tackles to notch a career-high 11 defensive tackles on the season and recorded a special teams tackle on a fake punt to give the Texans the ball back on downs at the Los Angeles Rams (11/12)
- Produced a pair of special teams tackles vs. Arizona (11/19)

### 2016 (Houston 0/0, 0/0):

- Placed on the Reserve/Injured List on Aug. 30

### 2015 (Houston 9/0, 1/0):

- Signed to the Texans active roster on Oct. 27
- Forced a fumble on Titans RB Bishop Sankey on a kickoff return in the second quarter. S Eddie Pleasant recovered the fumble on the Titans 24-yard line (11/1)

### COLLEGE:

- Played four seasons (2011-14) at Michigan State University in East Lansing, Mich. after redshirting the 2010 campaign
- Four-year letter winner who recorded 233 career tackles in 52 games
- 2014 First-Team All-American (FWAA, Phil Steele)
- 2014 Big Ten Defensive Back Of The Year
- 2014 First-Team All-Big Ten (Coaches, Media, BTN.COM, Athlon Sports, Phil Steele)
- Two-Time First-Team All-Big Ten (2013-14)
- Finished his career by starting in 34 consecutive games at free safety
- Ranked among MSU's all-time leaders in interceptions (tied for seventh with 12), passes defended (11th with 33) and interception return yards (12th with 148)
- Compiled 14 tackles for loss (60 yards), three forced fumbles and two fumble recoveries
- Recorded 19 tackles in four career bowl games and helped lead the Spartans to a 4-0 record in bowl games during his career
- Led team in tackles (72), interceptions (4), pass breakups (11) and passes defended (15) in 2014
- Ranked second on the team with a career-high 91 tackles, including 3.5 for losses (18 yards) in 2013
- Had four pass breakups, two interceptions, a forced fumble and a fumble recovery in 13 games (seven starts) at free safety 2012
- Played in 12 games to earn his first letter in 2011

### PERSONAL:

- Three-year starter for Coach Brian Hoffman at Hubbard (Ohio) High School
- Ranked among the nation's top safeties by Scout.com (No. 69) and listed among the country's top athletes by Scouts, Inc. (No. 83)
- Named to SuperPrep's and PrepStar's All-Midwest Teams

## 2017 STATISTICS

REGULAR SEASON				TACKLES					SACKS		INTERCEPTIONS					FUMBLES				
Date	Opp	GP	GS	Tot	Solo	Asst	QBH	TFL	Sk	Yds	Int	Yds	Lg	TD	PD	FF	FR	Yds	TD	
9/10	JAX	1	0	0	0	0	0	0	0.0	0.0	0	0	0	0	0	0	0	0	0	0
9/14	at CIN	1	0	0	0	0	0	0	0.0	0.0	0	0	0	0	0	0	0	0	0	0
9/24	at NE	1	0	0	0	0	0	0	0.0	0.0	0	0	0	0	0	0	0	0	0	0
10/1	TEN	1	0	0	0	0	0	0	0.0	0.0	0	0	0	0	0	0	0	0	0	0
10/8	KC			PRACTICE SQUAD																
10/15	CLE	1	0	4	4	0	1	1	1.0	9.0	0	0	0	0	0	0	0	0	0	0
10/29	at SEA	1	0	0	0	0	0	0	0.0	0.0	0	0	0	0	0	0	0	0	0	0
11/5	IND	1	0	0	0	0	0	0	0.0	0.0	0	0	0	0	0	0	0	0	0	0
11/12	at LAR	1	0	3	3	0	0	0	0.0	0.0	0	0	0	0	0	0	0	0	0	0
11/19	ARI	1	0	0	0	0	0	0	0.0	0.0	0	0	0	0	0	0	0	0	0	0
11/27	at BAL	1	0	0	0	0	0	0	0.0	0.0	0	0	0	0	0	0	0	0	0	0
12/3	at TEN	1	0	0	0	0	0	0	0.0	0.0	0	0	0	0	0	0	0	0	0	0
12/10	SF	-	-	-	-	-	-	-	-	-	-	-	-	-	-	-	-	-	-	-
12/17	at JAX	-	-	-	-	-	-	-	-	-	-	-	-	-	-	-	-	-	-	-
12/25	PIT	-	-	-	-	-	-	-	-	-	-	-	-	-	-	-	-	-	-	-
12/31	at IND	-	-	-	-	-	-	-	-	-	-	-	-	-	-	-	-	-	-	-
<b>Totals</b>		<b>11</b>	<b>0</b>	<b>7</b>	<b>7</b>	<b>0</b>	<b>1</b>	<b>1</b>	<b>1.0</b>	<b>9.0</b>	<b>0</b>	<b>0</b>	<b>0</b>	<b>0</b>	<b>0</b>	<b>0</b>	<b>0</b>	<b>0</b>	<b>0</b>	<b>0</b>

### ADDITIONAL STATISTICS

Special Teams Tackles: 10

## CAREER STATISTICS

REGULAR SEASON				TACKLES					SACKS		INTERCEPTIONS					FUMBLES			
Year	Team	GP	GS	Tot	Solo	Asst	QBH	TFL	Sk	Yds	Int	Yds	Lg	TD	PD	FF	FR	Yds	TD
2015	HOU	9	0	4	4	0	0	0	0.0	0.0	0	0	0	0	0	1	0	0	0
2016	HOU	0	0	0	0	0	0	0	0.0	0.0	0	0	0	0	0	0	0	0	0
2017	HOU	11	0	7	7	0	1	1	1.0	9.0	0	0	0	0	0	0	0	0	0
<b>Totals</b>		<b>20</b>	<b>0</b>	<b>11</b>	<b>11</b>	<b>0</b>	<b>1</b>	<b>1</b>	<b>1.0</b>	<b>9.0</b>	<b>0</b>	<b>0</b>	<b>0</b>	<b>0</b>	<b>0</b>	<b>1</b>	<b>0</b>	<b>0</b>	<b>0</b>
POSTSEASON				TACKLES					SACKS		INTERCEPTIONS					FUMBLES			
Year	Team	GP	GS	Tot	Solo	Asst	QBH	TFL	Sk	Yds	Int	Yds	Lg	TD	PD	FF	FR	Yds	TD
2015	HOU	1	0	0	0	0	0	0	0.0	0.0	0	0	0	0	0	0	0	0	0
<b>Totals</b>		<b>1</b>	<b>0</b>	<b>0</b>	<b>0</b>	<b>0</b>	<b>0</b>	<b>0</b>	<b>0.0</b>	<b>0.0</b>	<b>0</b>	<b>0</b>	<b>0</b>	<b>0</b>	<b>0</b>	<b>0</b>	<b>0</b>	<b>0</b>	<b>0</b>

### ADDITIONAL STATISTICS

Special Teams Tackles: 20 | Postseason Special Teams Tackles: 1

- Ranked among Ohio's top 50 seniors by Rivals.com (No. 44) and Scout.com (No. 47)
- Had 24 receptions for 489 yards (20.4 avg.) and three touchdowns as a senior
- Registered 75 tackles (46 solo, 29 assists) as a senior, including four sacks
- Also credited with three passes defended and two forced fumbles in 2009
- Returned 12 punts for 110 yards (9.2 avg.) and five kickoffs for 86 yards (17.2 avg)
- Averaged 35.0 yards on 27 punts as a senior
- Caught 16 passes for 281 yards (17.6 avg.) and four touchdowns as a junior
- Made 49 tackles (29 solo, 20 assists) in 2008, including two sacks
- Also recorded three interceptions (62 yards) and 11 passes defended as a junior
- Earned Associated Press Division II All-Ohio Special Mention honors in basketball in 2008-09, playing for Coach Rick Fox
- Averaged 17.1 points for the Eagles his senior year to garner Associated Press All-Northeast Inland Division II Third-Team honors
- Earned his bachelor's degree in psychology from MSU in December 2014
- Born Jan. 29, 1992



## BRANDON DUNN

DEFENSIVE END | 6-2 | 300 | LOUISVILLE

Hometown: Louisville, Ky. | 2nd NFL Season | 2nd with Texans | Age: 24  
 Acquired: FA-'15 | 2017 GP/GS: 12/4 | Career GP/GS (Playoffs): 29/4 (1/0)  
 Teams: Chicago 2014-15; Houston 2015-17

# 92

### TRANSACTIONS:

Signed by the Chicago Bears as a college free agent on May 11, 2014...Waived by the Bears on Aug. 30, 2014...Signed to the Bears practice squad on Sept. 1, 2014...Signed to the Bears active roster on Nov. 26, 2014...Waived by the Bears on Sept. 5, 2015...Signed to the Bears practice squad on Sept. 8, 2015...Signed to the Bears active roster on Sept. 19, 2015...Waived by the Bears on Oct. 3, 2015...Signed to the Bears practice squad on Oct. 6, 2015...Signed to the Houston Texans active roster on Oct. 13, 2015...Waived by the Texans on Sept. 3, 2016...Signed to the Texans practice squad on Sept. 5, 2016...Signed to the Texans active roster on Oct. 5, 2016...Waived by the Texans on Oct. 13, 2016...Signed to the Texans practice squad on Oct. 15...Signed to the Texans active roster on Oct. 19, 2016...Waived by the Texans on Nov. 26, 2016...Signed to the Texans practice squad on Nov. 29, 2016...Signed by the Texans on Jan. 16, 2017.

### 2017 STATISTICS

REGULAR SEASON				TACKLES					SACKS		INTERCEPTIONS					FUMBLES				
Date	Opp	GP	GS	Tot	Solo	Asst	QBH	TFL	Sk	Yds	Int	Yds	Lg	TD	PD	FF	FR	Yds	TD	
9/10	JAX	1	0	3	3	0	0	1	0.0	0.0	0	0	0	0	0	0	0	0	0	0
9/14	at CIN	1	0	0	0	0	0	0	0.0	0.0	0	0	0	0	0	0	0	0	0	0
9/24	at NE	1	0	0	0	0	0	0	0.0	0.0	0	0	0	0	0	0	0	0	0	0
10/1	TEN	1	0	2	0	2	0	0	0.0	0.0	0	0	0	0	0	0	1	0	0	0
10/8	KC	1	0	3	3	0	0	0	0.0	0.0	0	0	0	0	0	0	0	0	0	0
10/15	CLE	1	0	1	0	1	1	0	0.0	0.0	0	0	0	0	0	0	0	0	0	0
10/29	at SEA	1	1	0	0	0	0	0	0.0	0.0	0	0	0	0	0	0	0	0	0	0
11/5	IND	1	1	3	2	1	1	0	0.0	0.0	0	0	0	0	0	0	0	0	0	0
11/12	at LAR	1	1	0	0	0	0	0	0.0	0.0	0	0	0	0	0	0	0	0	0	0
11/19	ARI	1	1	1	1	0	0	0	0.0	0.0	0	0	0	0	0	0	0	0	0	0
11/27	at BAL	1	0	4	2	2	0	2	0.0	0.0	0	0	0	0	0	0	0	0	0	0
12/3	at TEN	1	0	0	0	0	0	0	0.0	0.0	0	0	0	0	0	0	0	0	0	0
12/10	SF	-	-	-	-	-	-	-	-	-	-	-	-	-	-	-	-	-	-	-
12/17	at JAX	-	-	-	-	-	-	-	-	-	-	-	-	-	-	-	-	-	-	-
12/25	PIT	-	-	-	-	-	-	-	-	-	-	-	-	-	-	-	-	-	-	-
12/31	at IND	-	-	-	-	-	-	-	-	-	-	-	-	-	-	-	-	-	-	-
<b>Totals</b>		<b>12</b>	<b>4</b>	<b>17</b>	<b>11</b>	<b>6</b>	<b>2</b>	<b>3</b>	<b>0.0</b>	<b>0.0</b>	<b>0</b>	<b>0</b>	<b>0</b>	<b>0</b>	<b>0</b>	<b>0</b>	<b>1</b>	<b>0</b>	<b>0</b>	<b>0</b>

### CAREER STATISTICS

REGULAR SEASON				TACKLES					SACKS		INTERCEPTIONS					FUMBLES				
Year	Team	GP	GS	Tot	Solo	Asst	QBH	TFL	Sk	Yds	Int	Yds	Lg	TD	PD	FF	FR	Yds	TD	
2014	CHI	3	0	1	1	0	0	0	0.0	0.0	0	0	0	0	1	0	0	0	0	0
2015	CHI	1	0	2	1	1	0	0	0.0	0.0	0	0	0	0	0	0	0	0	0	0
2015	HOU	11	0	7	4	3	0	0	0.0	0.0	0	0	0	0	0	0	0	0	0	0
2016	HOU	2	0	3	3	0	0	0	0.0	0.0	0	0	0	0	0	0	0	0	0	0
2017	HOU	12	4	17	11	6	2	3	0.0	0.0	0	0	0	0	0	0	1	0	0	0
<b>Totals</b>		<b>29</b>	<b>4</b>	<b>30</b>	<b>20</b>	<b>10</b>	<b>2</b>	<b>3</b>	<b>0.0</b>	<b>0.0</b>	<b>0</b>	<b>0</b>	<b>0</b>	<b>0</b>	<b>1</b>	<b>0</b>	<b>1</b>	<b>0</b>	<b>0</b>	<b>0</b>
POSTSEASON				TACKLES					SACKS		INTERCEPTIONS					FUMBLES				
Year	Team	GP	GS	Tot	Solo	Asst	QBH	TFL	Sk	Yds	Int	Yds	Lg	TD	PD	FF	FR	Yds	TD	
2015	HOU	1	0	1	1	0	0	0	0.0	0.0	0	0	0	0	0	0	0	0	0	0
<b>Totals</b>		<b>1</b>	<b>0</b>	<b>1</b>	<b>1</b>	<b>0</b>	<b>0</b>	<b>0</b>	<b>0.0</b>	<b>0.0</b>	<b>0</b>	<b>0</b>	<b>0</b>	<b>0</b>	<b>0</b>	<b>0</b>	<b>0</b>	<b>0</b>	<b>0</b>	<b>0</b>

### 2017 (Houston 12/4):

- Tied a career-high with three tackles and notched the first tackle-for-loss of his career vs. Jacksonville (9/10)
- Recorded two assisted tackles and the first fumble recovery of his career vs. Tennessee (10/1)
- Made one tackle and recorded the first quarterback hit of his career vs. Cleveland (10/15)
- Started his first career game at NT at Seattle (10/29)
- Started his second consecutive game and recorded three tackles with a quarterback hit vs. Indianapolis (11/5)
- Made one tackle in his fourth consecutive start vs. Arizona (11/19)
- Finished with a career-high four tackles and had multiple tackles for loss in a game for the first time in his career at Baltimore (11/27)

### 2016 (Houston 2/0, 0/0):

- Spent Weeks 1-4, Week 6, Weeks 13-17 and the postseason on the Texans practice squad
- Elevated from the practice squad to the active roster on Oct. 5
- Inactive for Week 5 at Minnesota (10/9)
- Waived on Oct. 13 and signed to the practice squad on Oct. 15
- Elevated from the practice squad to the active roster on Oct. 19
- Was active for the first time and contributed the first three solo tackles of his season at Denver (10/24) in Week 7
- Inactive for Week 8 vs. Detroit (10/30)
- Played but did not record any statistics at Jacksonville (11/13) in Week 10
- Inactive for Week 11 at Oakland (11/21)
- Waived on Nov. 26 and signed to the practice squad on Nov. 29

### 2015 (Chicago 1/0; Houston 11/0, 1/0):

- Played in a combined total of 12 games for Chicago and Houston and recorded nine tackles, including five solo stops
- Played in one game for Chicago where he recorded two tackles (one solo) vs. Arizona (9/20)
- Signed to the Texans active roster on Oct. 13
- Played in his first game for the Texans at Jacksonville (10/18)
- Tied a career-high with two tackles at Buffalo (12/6)
- Registered one solo tackle in the AFC Wild Card Game vs. Kansas City (1/9/16)

### 2014 (Chicago 3/0):

- Made one solo tackle and had one pass defended vs. Detroit (12/21)
- Made his NFL debut earlier in the season against Detroit (11/27)

### COLLEGE:

- Played four seasons (2010-13) at the University of Louisville (Ky.)
- Played in 49 games for the Cardinals, starting 30
- Recorded career totals of 101 tackles, three sacks, two fumble recoveries and two passes defended

### PERSONAL:

- Attended Pleasure Ridge Park High School in Louisville, Ky.
- Three-year starter and team captain for the Panthers
- Named the team's Most Valuable Player and best offensive lineman in 2009
- Also named the team's top defensive lineman in 2008
- Recorded 65 tackles and 16 sacks as a senior, including 30 solo tackles
- Recorded 50 tackles and 16 sacks his junior year

# TEXANS BIOS



## ANDRE ELLINGTON

**RUNNING BACK | 5-9 | 200 | CLEMSON**

Hometown: Moncks Corner, S.C. | 5th NFL Season | 1st with Texans | Age: 28

Acquired: FA - '17 | 2017 GP/GS: 9/1 | Career GP/GS (Playoffs): 62/16 (2/0)

Teams: Arizona 2013-17; Houston 2017

# 38

### TRANSACTIONS:

Selected by the Arizona Cardinals with the 19th pick in the sixth round (187th overall) of the 2013 NFL Draft...Waived by Arizona on Nov. 20, 2017...Claimed off waivers by the Houston Texans on Nov. 21, 2017.

### CAREER:

- Played in 61 games with 15 starts
- Posted consecutive seasons of 1,000 scrimmage yards to start his NFL career
- Is the only active player in the NFL with both a rushing and receiving TD of 80+ yards in their career and was one of just six players in NFL history with an 80+ yard TD run and 80+ yard receiving TD in their first two NFL seasons
- Led the NFL with a 5.53 yards per carry average in 2013

### 2017 (Arizona 8/0; Houston 1/1):

- Registered 15 rushing attempts for 53 yards and caught 33 receptions for 297 yards in eight games with Arizona
- Caught a career-best nine passes in back-to-back weeks (Weeks 4-5), the only running back to do so this season and the first since Matt Forte did so for the Bears in Weeks 5-6 of the 2014 Season
- Started his first career game played as a Texan and caught five passes for 56 yards at Tennessee (12/3)

### 2016 (Arizona 16/0):

- Played in all 16 games for the first time in his career
- Finished with 34 carries for 96 yards, 12 receptions for 85 yards and 10 kickoff returns for 163 yards on the season

### 2015 (Arizona 10/2):

- Made two starts in 10 appearances
- Helped the Cardinals finish with the top ranked offense for the first time in franchise history and set the record for the most points (489) and touchdowns (59)
- Totaled 45 rushes for 289 yards and three touchdowns and caught 15 passes for 148 yards
- Produced three rushing touchdowns for the third consecutive season
- Notched a season-long 63-yard touchdown rush vs. Detroit on Oct. 11
- Appeared in both playoff contests, producing three total carries

### 2014 (Arizona 12/12):

- Started the first 12 games of the season and led the team with a career-most 660 rushing yards and three touchdowns while adding career-bests with 46 receptions, 395 receiving yards and two receiving touchdowns
- Produced four games of 70-plus rushing yards, including a season-high 95 rushing yards at Dallas on Nov. 2
- Caught four passes for a career-high 112 yards, including an 81-yard score, at Denver on Oct. 5
- Produced a career-best 1,055 scrimmage yards, his second straight season of 1,000-plus yards of total offense

### 2013 (Arizona 15/1):

- Played in all 15 games as a rookie, making one start on the year
- Led all rushers with 100-or-more carries with a 5.53 yards per carry average
- Tallied a career-high 154 rushing yards on only 15 carries, with a career-long 80-yard touchdown, in his first career start vs. Atlanta on Oct. 27
- Notched four receptions for 87 yards at Tennessee on Dec. 15

## 2017 STATISTICS

REGULAR SEASON				RUSHING					RECEIVING				
Date	Opp	GP	GS	Att	Yds	Avg	Lg	TD	Rec	Yds	Avg	Lg	TD
<b>WITH ARIZONA</b>													
9/10	at DET	1	0	0	0	0.0	0	0	2	35	17.5	24	0
9/17	at IND	1	0	2	11	5.5	6	0	3	12	4.0	22	0
9/25	DAL	1	0	5	22	4.4	6	0	5	59	11.8	20	0
10/1	SF	1	0	5	18	3.6	14	0	9	86	9.6	20	0
10/8	at PHI	1	0	1	-2	-2.0	-2	0	9	65	7.2	13	0
10/15	TB	1	0	0	0	0.0	0	0	0	0	0.0	0	0
10/22	at LAR	1	0	INACTIVE									
11/5	at SF	1	0	0	0	0.0	0	0	2	14	7.0	10	0
11/9	SEA	1	0	2	4	2.0	3	1	3	26	8.7	10	0
11/19	at HOU	1	0	INACTIVE									
<b>WITH HOUSTON</b>													
11/27	at BAL	1	0	INACTIVE									
12/3	at TEN	1	1	2	-4	-2.0	-1	0	5	56	11.2	29	0
12/10	SF	-	-	-	-	-	-	-	-	-	-	-	-
12/17	at JAX	-	-	-	-	-	-	-	-	-	-	-	-
12/25	PIT	-	-	-	-	-	-	-	-	-	-	-	-
12/31	at IND	-	-	-	-	-	-	-	-	-	-	-	-
<b>Totals</b>		<b>9</b>	<b>1</b>	<b>17</b>	<b>49</b>	<b>2.9</b>	<b>14</b>	<b>1</b>	<b>38</b>	<b>353</b>	<b>9.3</b>	<b>29</b>	<b>0</b>

## CAREER STATISTICS

REGULAR SEASON				RUSHING					RECEIVING				
Year	Team	GP	GS	Att	Yds	Avg	Lg	TD	Rec	Yds	Avg	Lg	TD
2013	ARI	15	1	118	652	5.5	80t	3	39	371	9.5	38	1
2014	ARI	12	12	201	660	3.3	22	3	46	395	8.6	81t	2
2015	ARI	10	2	45	289	6.4	63t	3	15	148	9.9	32	0
2016	ARI	16	0	34	96	2.8	13	0	12	85	7.1	16	0
2017	ARI	8	0	15	53	3.5	14	1	33	297	9.0	24	0
2017	HOU	1	1	2	-4	-2.0	-1	0	5	56	11.2	29	0
<b>Totals</b>		<b>62</b>	<b>16</b>	<b>415</b>	<b>1,746</b>	<b>4.2</b>	<b>80t</b>	<b>10</b>	<b>150</b>	<b>1,352</b>	<b>9.0</b>	<b>81t</b>	<b>3</b>
POSTSEASON				RUSHING					RECEIVING				
Year	Team	GP	GS	Att	Yds	Avg	Lg	TD	Rec	Yds	Avg	Lg	TD
2015	ARI	2	0	4	3	0.8	5	0	0	0	0	0	0
<b>Totals</b>		<b>2</b>	<b>0</b>	<b>4</b>	<b>3</b>	<b>0.8</b>	<b>5</b>	<b>0</b>	<b>0</b>	<b>0</b>	<b>0</b>	<b>0</b>	<b>0</b>

### CAREER GAME HIGHS

Rush Attempts: 24 at OAK, 10/19/14 | Rushing Yards: 154 vs. ATL, 10/27/13 | Rushing Long: 80 vs. ATL, 10/27/13  
Touchdowns: 1, 10x - last: vs. SEA, 11/9/17 | Receptions: 9, 2x - last at PHI, 10/8/17 | Receiving Yards: 112 at DEN, 10/5/14

## CAREER RETURN STATISTICS

REGULAR SEASON				KICKOFFS					PUNTS				
Year	Team	GP	KR	Yds	Avg	Lg	TD	PR	Yds	Avg	Lg	TD	FC
2013	ARI	15	1	21	21.0	21	0	0	0	0.0	0	0	0
2014	ARI	12	0	0	0.0	0	0	0	0	0.0	0	0	0
2015	ARI	10	0	0	0.0	0	0	0	0	0.0	0	0	0
2016	ARI	16	10	163	16.3	25	0	0	0	0.0	0	0	0
2017	ARI	8	0	0	0.0	0	0	0	0	0.0	0	0	0
2017	HOU	0	0	0	0.0	0	0	0	0	0.0	0	0	0
<b>Totals</b>		<b>61</b>	<b>11</b>	<b>184</b>	<b>16.7</b>	<b>25</b>	<b>0</b>	<b>0</b>	<b>0</b>	<b>0.0</b>	<b>0</b>	<b>0</b>	<b>0</b>
POSTSEASON				KICKOFFS					PUNTS				
Year	Team	GP	KR	Yds	Avg	Lg	TD	PR	Yds	Avg	Lg	TD	FC
2016	HOU	0	0	0.0	0	0	0	0	0	0.0	0	0	0
<b>Totals</b>		<b>0</b>	<b>0</b>	<b>0.0</b>	<b>0</b>	<b>0</b>	<b>0</b>	<b>0</b>	<b>0</b>	<b>0.0</b>	<b>0</b>	<b>0</b>	<b>0</b>

### COLLEGE:

- Played four seasons (2009-12) at Clemson University in Clemson, S.C.
- Appeared in 49 games with 33 starts and rushed for 3,436 yards and 33 touchdowns while



## ANDRE ELLINGTON

adding 59 receptions for 505 yards and two scores

- Third all-time at Clemson with 4,586 all-purpose yards and tied for third with 12 100-yard rushing games
- His 3,436 career rushing yards ranks fourth in school history while his 33 rushing touchdowns are third all-time
- Finished his career as just one of four Tigers to rush for 1,000 yards twice in a career
- Capped his senior season in 2012 as a team captain and First-Team All-ACC selection

**PERSONAL:**

- Played and attended Berkeley High School in Moncks corner, S.C.
- Was ranked as the sixth-best running back in the nation by ESPN.com in 2007
- Participated in the 2008 Under Armour All-American game
- Earned all-state honors after recording 1,822 rushing yards and 24 rushing touchdowns as a senior while adding four other TDs (two receiving and two kickoff returns) to finish the 2007 campaign with 2,519 all-purpose yards
- Cousin of former South Carolina Gamecocks basketball and football star Bruce Ellington, who currently plays wide receiver for the Houston Texans
- Won the 2010 Vickery Hall Award at Clemson for his work in the classroom



## BRUCE ELLINGTON

WIDE RECEIVER | 5-9 | 200 | SOUTH CAROLINA

Hometown: Moncks Corner, S.C. | 4th NFL Season | 1st with Texans | Age: 25  
 Acquired: FA-'17 | 2017 GP/GS: 11/6 | Career GP/GS (Playoffs): 37/6 (0/0)  
 Teams: San Francisco 2014-16; New York Jets 2017, Houston 2017

# 12

### TRANSACTIONS:

Selected by the San Francisco 49ers with the sixth pick in the fourth round (106th overall) of the 2014 NFL Draft...Waived by the 49ers on Aug. 3, 2017...Claimed off waivers by the New York Jets on Aug. 4, 2017...Waived by the Jets on Aug. 7, 2017...Signed by the Houston Texans on Aug. 11, 2017.

### 2017 (Houston 11/6):

- Started his first career game and caught four passes for 59 yards with a 29-yard touchdown pass at New England (9/24)
- Started his second consecutive game and caught three passes for 44 yards, including a season-long 35-yard gain, and added one rush for 13 yards, totaling 57 yards of offense vs. Tennessee (10/1)
- Started his third consecutive game and hauled in two passes for 30 yards vs. Kansas City (10/8)
- Caught two passes for 22 yards vs. Cleveland (10/15)
- Caught one pass for 13 yards at Seattle (10/29)
- Totaled three receptions for 22 yards vs. Indianapolis (11/5)
- Tied a career-high with four receptions for 41 yards and one touchdown at the Los Angeles Rams (11/12). With his 26-yard touchdown reception, Ellington tied his single-season career-high with two touchdown receptions on the year
- Produced career-highs in both receptions, six, and receiving yards, 63, while adding five rushing yards and nine punt return yards vs. Arizona (11/19)

### 2016 (San Francisco 0/0):

- Placed on the Reserve/Injured list on Aug. 30

### 2015 (San Francisco 13/0):

- Appeared in 13 games and caught a career-high 13 passes for 153 yards on the season
- Notched season-totals of 19 punt returns for 137 yards and had 26 kickoff returns for 665 yards
- Recorded a career-long 40-yard kickoff return at Chicago (12/6)
- Ran back a punt for a career-long 36-yards at Cleveland (12/13)
- Registered a career-high 40 receiving yards at Detroit (12/27)

### 2014 (San Francisco 13/0):

- Played in 13 games and caught six passes for 62 yards with two touchdowns while adding six rushing attempts for 28 yards and one score on the ground
- Returned 23 punts for 188 yards and 24 kickoffs for 614 yards on the season
- Recorded his first career touchdown on a 20-yard reception at Denver (10/19)
- Produced an eight-yard touchdown reception and added a one-yard touchdown run vs. SD (12/20), becoming the first 49er to record a rushing and receiving touchdown in the same game since the 2010 season and the first 49ers rookie to do so since the 1992 season

### COLLEGE:

- Played three seasons (2011-13) at the University of South Carolina in Columbia, S.C.
- Recorded career statistics of 106 receptions for 1,685 yards and 16 touchdowns
- Added 43 career kickoff returns for 977 yards, averaging 22.7 yards per return
- Led the team with 49 receptions for 775 yards and eight touchdowns in 2013
- Named First-Team All-SEC and was an Academic All-SEC selection as a junior
- Originally committed to South Carolina on a basketball scholarship, playing in 80 games with 66 starts while averaging 11.2 points per game over four seasons
- Started all 30 basketball games as a freshman en route to earning All-SEC Freshman Team honors
- Joined the football team prior to his sophomore year and played three seasons as both a football and basketball player

### PERSONAL:

- Attended Berkeley High School in Moncks Corner, S.C.
- Led his high school to the Division II-AAAA state championship in 2009 as a quarterback, recording 191 rushing yards and four scores in the state title game win
- Consensus four-star recruit as a basketball player, ranking as the No. 56 overall prospect

## 2017 STATISTICS

REGULAR SEASON				RECEIVING					RUSHING				
Date	Opp	GP	GS	Rec	Yds	Avg	Lg	TD	Att	Yds	Avg	Lg	TD
9/10	JAX	1	0	0	0	0.0	0	0	0	0	0.0	0	0
9/14	at CIN			INACTIVE									
9/24	at NE	1	1	4	59	14.8	29t	1	1	-1	-1.0	-1	0
10/1	TEN	1	1	3	44	14.7	35	0	1	13	13.0	13	0
10/8	KC	1	1	2	30	15.0	22	0	0	0	0.0	0	0
10/15	CLE	1	0	2	22	11.0	16	0	0	0	0.0	0	0
10/29	at SEA	1	1	1	13	13.0	13	0	0	0	0.0	0	0
11/5	IND	1	0	3	22	7.3	13	0	0	0	0.0	0	0
11/12	at LAR	1	0	4	41	10.3	26t	1	0	0	0.0	0	0
11/19	ARI	1	1	6	63	10.5	25	0	1	5	5.0	5	0
11/27	BAL	1	0	3	29	9.7	29	0	0	0	0.0	0	0
12/3	at TEN	1	1	1	7	7.0	7	0	0	0	0.0	0	0
12/10	SF	-	-	-	-	-	-	-	-	-	-	-	-
12/17	at JAX	-	-	-	-	-	-	-	-	-	-	-	-
12/25	PIT	-	-	-	-	-	-	-	-	-	-	-	-
12/31	at IND	-	-	-	-	-	-	-	-	-	-	-	-
<b>Totals</b>		<b>11</b>	<b>6</b>	<b>29</b>	<b>330</b>	<b>11.4</b>	<b>35</b>	<b>2</b>	<b>3</b>	<b>17</b>	<b>5.7</b>	<b>13</b>	<b>0</b>

## OFFENSIVE STATISTICS

REGULAR SEASON				RECEIVING					RUSHING				
Year	Team	GP	GS	Rec	Yds	Avg	Lg	TD	Att	Yds	Avg	Lg	TD
2014	SF	13	0	6	62	10.3	20t	2	6	28	4.7	15	1
2015	SF	13	0	13	153	11.8	44	0	1	7	7.0	7	0
2016	SF	0	0	0	0	0.0	0	0	0	0	0.0	0	0
2017	HOU	11	6	29	330	11.4	35	2	3	17	5.7	13	0
<b>Totals</b>		<b>37</b>	<b>6</b>	<b>48</b>	<b>545</b>	<b>11.4</b>	<b>44</b>	<b>4</b>	<b>10</b>	<b>52</b>	<b>5.2</b>	<b>15</b>	<b>1</b>

### CAREER GAME HIGHS

Receptions: 6, 2x - vs. ARI, 11/19/17 | Receiving Yards: 63 vs. ARI, 11/19/17 (6 receptions)  
 Receiving Touchdowns: 1, 4x - last: at LAR, 11/12/17 | Receiving Long: 44 vs STL, 1/3/16

- and the No. 12 point guard in the country by Scout.com as a senior
- Cousin of Houston Texans RB Andre Ellington
- Has one brother, Ashley

## BRUCE ELLINGTON

### 2017 RETURN STATISTICS

REGULAR SEASON			KICKOFFS					PUNTS					
Date	Opp	GP	KR	Yds	Avg	Lg	TD	PR	Yds	Avg	Lg	TD	FC
9/10	JA	1	0	0	0.0	0	0	0	0	0.0	0	0	0
9/14	at CIN				INACTIVE								
9/24	at NE	1	0	0	0.0	0	0	0	0	0.0	0	0	0
10/1	TEN	1	0	0	0.0	0	0	0	0	0.0	0	0	0
10/8	KC	1	0	0	0.0	0	0	0	0	0.0	0	0	0
10/15	CLE	1	0	0	0.0	0	0	0	0	0.0	0	0	0
10/29	at SEA	1	0	0	0.0	0	0	0	0	0.0	0	0	0
11/5	IND	1	0	0	0.0	0	0	0	0	0.0	0	0	0
11/12	at LAR	1	0	0	0.0	0	0	1	17	17.0	17	0	0
11/19	ARI	1	0	0	0.0	0	0	3	9	3.0	9	0	1
11/27	at BAL	1	0	0	0.0	0	0	1	21	21.0	21	0	3
12/3	at TEN	1	0	0	0.0	0	0	0	0	0.0	0	0	0
12/10	SF	-	-	-	-	-	-	-	-	-	-	-	-
12/17	at JAX	-	-	-	-	-	-	-	-	-	-	-	-
12/25	PIT	-	-	-	-	-	-	-	-	-	-	-	-
12/31	at IND	-	-	-	-	-	-	-	-	-	-	-	-
<b>Totals</b>		<b>11</b>	<b>0</b>	<b>0</b>	<b>0.0</b>	<b>0</b>	<b>0</b>	<b>5</b>	<b>47</b>	<b>9.4</b>	<b>21</b>	<b>0</b>	<b>4</b>

### CAREER RETURN STATISTICS

REGULAR SEASON			KICKOFFS					PUNTS					
Year	Team	GP	KR	Yds	Avg	Lg	TD	PR	Yds	Avg	Lg	TD	FC
2014	SF	13	24	614	25.6	38	0	23	188	8.2	23	0	12
2015	SF	13	26	665	25.6	40	0	19	137	7.2	36	0	17
2016	SF	0	0	0	0.0	0	0	0	0	0.0	0	0	0
2017	HOU	11	0	0	0.0	0	0	5	47	9.4	21	0	4
<b>Totals</b>		<b>37</b>	<b>50</b>	<b>1,279</b>	<b>25.6</b>	<b>40</b>	<b>0</b>	<b>47</b>	<b>372</b>	<b>7.9</b>	<b>36</b>	<b>0</b>	<b>33</b>



## KA'IMI FAIRBAIRN

(kuh-EE-me FAIR-bear-in)

KICKER | 6-0 | 190 | UCLA

Hometown: Kailua, Hawaii | 2nd NFL Season | 2nd with Texans | Age: 23  
 Acquired: CFA-'16 | 2017 GP/GS: 12/0 | Career GP/GS (Playoffs): 12/0 (0/0)  
 Teams: Houston 2016-17

# 7

### TRANSACTIONS:

Signed by the Houston Texans as a college free agent on May 5, 2016.

### 2017 (Houston 12/0):

- Made his NFL debut and added one extra point while recording touchbacks on both his kicks vs. Jacksonville (9/10)
- Attempted and made his first two career field goals while accounting for over half of the team's points at Cincinnati (9/14)
- Converted all four field goals and three extra point attempts to produce 15 points at New England (9/24). With his first field goal attempt, Fairbairn recorded the longest successful field goal streak to start a Texans career (3) and has extended the streak to six straight field goal conversions
- Tallied three field goal conversions and six extra points to produce 15 total points of offense for the second consecutive week vs. Tennessee (10/1). His streak of nine consecutive field goal conversions to start a Texans career is a franchise record.
- Converted his tenth consecutive field goal attempt and recorded touchbacks on all six of his kickoffs vs. Cleveland (10/15)
- Extended his franchise record by converting his 11th straight kick to start his Texans career at Seattle (10/29). He converted all five extra point attempts and boomed five of his seven kickoffs for touchbacks
- Converted both extra point attempts and produced two touchbacks on kickoffs vs. Indianapolis (11/5)
- Made all four extra point attempts, added one field goal and booted two kickoffs for touchbacks vs. Arizona (11/19)
- Scored 10 total points on three made field goal attempts and one extra point conversion at Baltimore (11/27)
- Converted two field goal attempts, added one point after attempt and recorded touchbacks on all four kickoffs at Tennessee (12/3)

### 2016 (Houston 0/0, 0/0):

- Placed on the Reserve/Injured List on Aug. 30

### CAREER AT UCLA:

- Played four seasons (2012-15) at the University of California, Los Angeles
- Lou Groza Award winner in 2015
- Became the all-time leading scorer for the Pac-12 Conference and UCLA during the 2015 season
- A consensus first-team All-America selection (AP, FWAA, AFCA, Walter Camp, SI.com) following his senior season
- Finished his career by connecting on 41 straight field goal attempts from 35 yards and in
- Tied a UCLA record by connecting on a 60-yard field goal in 2015
- Handled all of the Bruin placekicking chores in his four seasons with the program
- Added kickoff duty in years two, three and four
- First Bruin to score over 100 points in four straight seasons

### PERSONAL:

- Attended Punahou School in Honolulu
- Name is pronounced Ka'imi (Kuh-EE-me) Fairbairn (FAIR-Bairn)
- Two-star recruit according to Rivals.com and Scout.com
- As a senior, put 95 percent of his kickoffs into the end zone, and hit 13-of-18 field goal tries, including one from 55 yards
- Named first-team all-state as a senior and junior and to the All-ILH Division Team
- Earned second-team all-state honors as a sophomore
- Three-year winner of the Special Team MVP Award
- Also played soccer (central defender) for coach Dave Trifonovitch
- Named first-team all-state as a senior and junior for the two-time State champs
- ILH Defensive Player of the Year his last two seasons.

## 2017 STATISTICS

REGULAR SEASON			FIELD GOALS					PAT				KICKOFFS			
Date	Opp	GP	FG	FGA	Pct	Lg	Blk	PAT	PATA	Pct	Blk	Pts	KO	TB	Pct
9/10	JAX	1	0	0	--	0	0	1	1	100.0	0	1	2	2	100.0
9/14	at CIN	1	2	2	100.0	42	0	1	1	100.0	0	7	4	2	50.0
9/24	at NE	1	4	4	100.0	40	0	3	3	100.0	0	15	8	6	75.0
10/1	TEN	1	3	3	100.0	50	0	6	7	85.7	0	15	11	8	72.7
10/8	KC	1	0	0	--	0	0	2	2	100.0	0	2	4	2	50.0
10/15	CLE	1	1	1	100.0	40	0	2	3	66.7	0	5	6	6	100.0
10/29	at SEA	1	1	1	100.0	31	0	5	5	100.0	0	8	7	5	71.4
11/5	IND	1	0	1	0.0	0	0	2	2	100.0	0	2	3	2	66.7
11/12	at LAR	1	0	1	0.0	0	0	1	1	100.0	0	1	2	0	0.0
11/19	ARI	1	1	1	100.0	34	0	4	4	100.0	0	7	6	3	50.0
11/27	at BAL	1	3	3	100.0	37	0	1	1	100.0	0	10	5	3	60.0
12/3	at TEN	1	2	4	50.0	42	0	1	1	100.0	0	7	4	4	100.0
12/10	SF	-	-	-	-	-	-	-	-	-	-	-	-	-	-
12/17	at JAX	-	-	-	-	-	-	-	-	-	-	-	-	-	-
12/25	PIT	-	-	-	-	-	-	-	-	-	-	-	-	-	-
12/31	at IND	-	-	-	-	-	-	-	-	-	-	-	-	-	-
<b>Totals</b>		<b>12</b>	<b>17</b>	<b>21</b>	<b>80.9</b>	<b>50</b>	<b>0</b>	<b>29</b>	<b>31</b>	<b>93.5</b>	<b>0</b>	<b>80</b>	<b>62</b>	<b>43</b>	<b>69.3</b>

### ADDITIONAL STATISTICS

Special Teams Tackles: 1

- Full name is John Christian Ka'iminoeauloameka'ikeokekumupa'a Fairbairn
- Born in Kailua, Hawaii
- Parents are John and Rochelle Fairbairn
- Has one younger brother, Kona, and one younger sister, Kiara
- Earned a spot on the UCLA Athletic Director's Honor Roll in Fall 2012, Spring 2015
- Hobbies include playing golf

# TEXANS BIOS



## C.J. FIEDOROWICZ

(feh-DOR-uh-wits)

TIGHT END | 6-5 | 265 | IOWA

Hometown: Johnsburg, Ill. | 4th NFL Season | 4th with Texans | Age: 25  
 Acquired: D3a-'14 | 2017 GP/GS: 5/5 | Career GP/GS (Playoffs): 51/42 (3/2)  
 Teams: Houston 2014-17

# 87

### TRANSACTIONS:

Selected by the Houston Texans with the first pick in the third round (65th overall) of the 2014 NFL Draft.

### 2017 (Houston 5/5):

- Started in the season opener and notched four receptions for 46 yards vs. Jacksonville (9/10)
- Placed on the Reserve/Injured list on Sept. 12
- Activated from the Reserve/Injured list on Nov. 10
- Started and caught two passes for 10 yards at the Los Angeles Rams (11/12)
- Caught two passes for 18 yards vs. Arizona (11/19)
- Played in his 50th career game and caught four passes for 37 yards at Baltimore (11/27)

### 2016 (Houston 15/15, 2/2):

- The only tight end in the NFL with at least three receptions in every game from Week 4-14
- Part of a Texans TE corps that improved by NFL bests of 102 targets, 74 receptions and 4.6 receptions per game over its 2015 totals and finished with second-best increases of 646 receiving yards and 40.4 receiving yards per game
- Tied for the team lead in receiving touchdowns with four
- Set career highs in receptions (54), receiving yards (559), yards per reception (10.4) and touchdowns (4)
- Caught one pass for six yards in the season opener vs. Chicago (9/11)
- Made one catch for one yard vs. Kansas City (9/18)
- Set single-game career highs in receptions (four) and receiving yards (48), while tying his personal-best in touchdowns (one), vs. Tennessee (10/2) in Week 4
- Set a single-game career high in receiving yards (61) for a second consecutive week and matched his high of four receptions at Minnesota (10/9) in Week 5
- Recorded career highs with six receptions for a team-leading 85 yards and a scored his second touchdown of the year, which set a single-season career-high, vs. Indianapolis (10/16) in Week 6
- Tied for the team lead with five receptions for a total of 35 yards and set a single-season career high for receptions (21) at Denver (10/24) in Week 7
- Led the team with five receptions for 43 yards and a touchdown, giving him a career-high three on the season, vs. Detroit (10/30) in Week 8
- Registered three receptions for 26 yards at Jacksonville (11/13) in Week 10, giving him 50 catches and 500 yards for his career
- His team-best six receptions at Oakland (11/21) in Week 11 matched his single-game career high, while his 82 receiving yards were the second-most he'd ever recorded in a game
- Tied for second on the team with four receptions for 42 yards vs. San Diego (11/27) in Week 12
- Grabbed a team-high six receptions for 44 yards at Green Bay (12/4) in Week 13
- Inactive for Week 15 vs. Jacksonville (12/18) with an injury
- Tied for the team lead with four receptions for 42 receiving yards vs. Cincinnati (12/24) in Week 16
- Scored a touchdown on a 4-yard pass from QB Brock Osweiler in the third quarter, giving him a career-high four receiving touchdowns for the season and six for his career, at Tennessee (1/1/17) in Week 17
- Caught two passes for 35 yards vs. Oakland (1/7/17) in the AFC Wild Card round
- Logged three receptions and became the first tight end in Texans postseason history to score a receiving touchdown on a 10-yard pass from QB Brock Osweiler in the second quarter at New England (1/14/17) in the AFC Divisional round

### 2015 (Houston 16/14, 1/0):

- Played in all 16 games (14 starts) and registered 17 receptions for 167 yards and a touchdown
- Started and made one reception for 15 yards vs. Kansas City (9/13)
- Recorded one catch for 19 yards at Carolina (9/20)

## 2017 STATISTICS

REGULAR SEASON				RECEIVING					RUSHING				
Date	Opp	GP	GS	Rec	Yds	Avg	Lg	TD	Att	Yds	Avg	Lg	TD
9/10	JAX	1	1	4	46	11.5	15	0	0	0	0	0	0
9/14	at CIN												
9/24	at NE												
10/1	TEN												
10/8	KC												
10/15	CLE												
10/29	at SEA												
11/5	IND												
11/12	at LAR	1	1	2	10	5.0	7	0	0	0	0.0	0	0
11/19	ARI	1	1	2	18	9.0	10	0	0	0	0.0	0	0
11/27	BAL	1	1	4	37	9.3	10	0	0	0	0.0	0	0
12/3	at TEN	1	1	2	16	8.0	9	0	0	0	0.0	0	0
12/10	SF	-	-	-	-	-	-	-	-	-	-	-	-
12/17	at JAX	-	-	-	-	-	-	-	-	-	-	-	-
12/25	PIT	-	-	-	-	-	-	-	-	-	-	-	-
12/31	at IND	-	-	-	-	-	-	-	-	-	-	-	-
<b>Totals</b>		<b>5</b>	<b>5</b>	<b>14</b>	<b>127</b>	<b>9.1</b>	<b>15</b>	<b>0</b>	<b>0</b>	<b>0</b>	<b>0.0</b>	<b>0</b>	<b>0</b>

## CAREER STATISTICS

REGULAR SEASON				RECEIVING					RUSHING				
Year	Team	GP	GS	Rec	Yds	Avg	Lg	TD	Att	Yds	Avg	Lg	TD
2014	HOU	15	8	4	28	7.0	9	1	0	0	0.0	0	0
2015	HOU	16	14	17	167	9.8	25	1	0	0	0.0	0	0
2016	HOU	15	15	54	559	10.4	26t	4	0	0	0.0	0	0
2017	HOU	5	5	14	127	9.1	15	0	0	0	0.0	0	0
<b>Totals</b>		<b>51</b>	<b>42</b>	<b>89</b>	<b>881</b>	<b>9.9</b>	<b>26t</b>	<b>6</b>	<b>0</b>	<b>0</b>	<b>0.0</b>	<b>0</b>	<b>0</b>
POSTSEASON				RECEIVING					RUSHING				
Year	Team	GP	GS	Rec	Yds	Avg	Lg	TD	Att	Yds	Avg	Lg	TD
2015	HOU	1	0	1	1	1.0	1	0	0	0	0.0	0	0
2016	HOU	2	2	5	71	14.2	18	1	0	0	0.0	0	0
<b>Totals</b>		<b>3</b>	<b>2</b>	<b>6</b>	<b>72</b>	<b>12.0</b>	<b>18</b>	<b>1</b>	<b>0</b>	<b>0</b>	<b>0.0</b>	<b>0</b>	<b>0</b>

### CAREER GAME HIGHS

Receptions: 6, 3x – last: at GB 12/4/16 | Receiving Yards: 85 vs. IND, 10/16/16  
 Touchdowns: 1, 6x – last: at TEN, 1/1/17 | Receiving Long: 26t vs. IND, 10/16/16

- Scored his second career touchdown and first of the season on a 5-yard pass from QB Brian Hoyer in the fourth quarter at Atlanta (10/4). Posted single-game career highs of three receptions for 28 yards
- Recorded a career-long 25-yard reception in the second quarter at Cincinnati (11/16) and finished with two catches for 30 yards

### 2014 (Houston 15/8):

- Started eight games and played in 15. Had four catches for 28 yards and a touchdown.
- Made his NFL debut vs. Washington (9/7)
- Inactive in Week 2 at Oakland (9/14)
- Made his first career start at the N.Y. Giants (9/21) in Week 3
- Started at tight end vs. Buffalo (9/28) in Week 4 and at Dallas (10/5) in Week 5
- Made his first career reception for seven yards in the second quarter vs. Indianapolis (10/9)
- Made a 9-yard catch at Pittsburgh (10/20) in Week 7
- Played at Tennessee (10/26) in Week 8, vs. Philadelphia (11/2) in Week 9 and at Cleveland (11/16) in Week 11
- Started vs. Cincinnati (11/23) in Week 12, vs. Tennessee (11/30) in Week 13 and at Jacksonville (12/7) in Week 14
- Played at Indianapolis (12/14) in Week 15
- Caught his first career touchdown, a 5-yard pass from RB Arian Foster in the second quarter, vs. Baltimore (12/21) in Week 16
- Played vs. Jacksonville (12/28) in Week 17

### COLLEGE:

## C.J. FIEDOROWICZ

- Played four seasons (2010-13) at the University of Iowa in Iowa City, Iowa
- Started 20 of the 51 games that he appeared in, catching 91 passes for 899 yards (9.9 average) and 10 touchdowns
- Closed out his career with at least one reception in his last 31 games, the second-longest streak for any active tight end in FBS
- First-Team All-Big Ten (2013)
- Honorable-Mention All-Big Ten (2012)

### PERSONAL:

- Attended Johnsbury (Ill.) High School, playing football for Head Coach Barry Creviston
- Finished his career with 183 receptions for 3,121 yards (17.1 average) and 42 touchdowns
- Earned USA Today All-American honors and was named to ESPN's Top 150
- As a sophomore, pulled in 64 passes for 1,043 yards (16.3 average) and 11 scores
- Competed as a tight end, wide receiver, running back, quarterback, linebacker, defensive end, free safety and long snapper and also returned punts and kickoffs
- Team captain who collected 809 yards on 49 receptions and 11 touchdowns as a junior
- Closed out his career with 44 receptions for 921 yards and 15 touchdowns as a senior
- First-team all-state honors from the Chicago Sun Times, Chicago Tribune and Champaign News Gazette
- First-team Class 4-A all-state pick as a junior and sophomore and League Player of the Year as a senior
- Participated in the Army All-American Bowl
- Lettered four times in basketball
- Set the school hoops career-record for scoring (1,400 points in four seasons)
- Received two letters in baseball and two more as a member of the track team
- Majored in leisure studies
- Father was a powerlifter who got C.J. interested in weight training in the eighth grade
- Sister, Paige, also attended Johnsbury High School, where she was a three-sport standout athlete excelling in volleyball, basketball and track. She left Johnsbury as its all-time career scoring leader among both the boys and girls team and later starred for the women's basketball team at Marquette (2008-11)



## WILL FULLER V

WIDE RECEIVER | 6-0 | 185 | NOTRE DAME

Hometown: Philadelphia, Pa. | 2nd NFL Season | 2nd with Texans | Age: 23

Acquired: D1-'16 | 2017GP/GS: 6/6 | Career GP/GS (Playoffs): 20/19 (2/2)

Teams: Houston 2016-17

# 15

### TRANSACTIONS:

Selected by the Houston Texans with the 21st pick in the first round (21st overall) of the 2016 NFL Draft.

### HONORS:

- AFC Special Teams Player of the Week (Week 4, 2016)

### 2017 (Houston 6/6):

- Made his season debut vs. Tennessee (10/1) and recorded four receptions for 35 yards and two touchdowns. This marks his first multi-touchdown reception day and he topped 50 career receptions during the game
- Finished with two receptions for 57 yards and two touchdowns while recording a 49-yard punt return vs. Kansas City (10/8). His third and fourth touchdown receptions on the season establish a single-season career-high, marked the first time he's caught touchdowns in consecutive games and makes him the second Texan (Andre Johnson in 2013) to post consecutive games of two-or-more touchdown receptions
- Caught two passes for 62 yards and a game-long 39-yard touchdown pass vs. Cleveland (10/15), extending his touchdown streak to three games
- Hauled in five passes for a career-high 125 yards and two touchdowns at Seattle (10/29). On his first 11 receptions of the season, seven went for touchdowns, making Fuller V the first player since 1991 to accomplish the feat. He becomes the first player in franchise history to record six-or-more touchdown receptions in a four-game span and the fourth player in team history to record a touchdown reception in four straight games. His four receiving touchdowns of 20-or-more yards leads the NFL
- Started his fifth consecutive game and caught two passes for 32 yards vs. Indianapolis (11/5)
- Logged two receptions for 15 yards at the Los Angeles Rams (11/12)

### 2016 (Houston 14/13, 2/2):

- Finished third in the NFL among rookie wideouts with 635 receiving yards and sixth with 47 receptions
- With 635 receiving yards this season, passed Jabar Gaffney (483 in 2002) for the third-most receiving yards by a rookie in Texans history
- With 47 receptions in 2016, tied Domanick Williams (47 in 2003) for the fourth-most receptions by a rookie in Texans history
- Is the second rookie in NFL history to record 300 scrimmage yards and a return touchdown in the first four games of a season, and first since 49ers RB Hugh McElhenny in 1952
- Among Texans rookies through their first four career games, Fuller tied for the most touchdowns (two) and ranked second in receiving yards (323) and third in receptions (19)
- Became the first player in Texans history to record a receiving touchdown and a punt return touchdown in the same game vs. Tennessee (10/2). He was also the fourth NFL rookie in the past 15 years to accomplish the feat, joining Rams WR Tavon Austin, Colts WR T.Y. Hilton and Cowboys WR Dez Bryant
- Caught five passes for a team-leading 107 yards and a touchdown in his first career NFL game vs. Chicago (9/11)
- Became the first rookie first-round draft choice with 100 receiving yards in a season opener since Steelers WR Louis Lipps vs. Kansas City (9/2/84)
- Finished second on the team with four receptions for 104 yards, averaging 26.0 yards per catch, vs. Kansas City (9/18)
- Became the first rookie in Texans history to open a season with two 100-yard receiving games
- Led the team with seven receptions for 81 yards and a touchdown, and also scored a touchdown on his first career punt return, a 67-yard score, vs. Tennessee (10/2)
- Became the first rookie in Texans history to record a punt return for a touchdown, vs. Tennessee (10/2)
- Active but did not play in Week 6 vs. Indianapolis (10/16) with an injury

## 2017 STATISTICS

REGULAR SEASON				RECEIVING					RUSHING				
Date	Opp	GP	GS	Rec	Yds	Avg	Lg	TD	Att	Yds	Avg	Lg	TD
9/10	JAX					INACTIVE							
9/14	at CIN					INACTIVE							
9/24	at NE					INACTIVE							
10/1	TEN	1	1	4	35	8.8	16t	2	1	4	4.0	4	0
10/8	KC	1	1	2	57	28.5	48t	2	1	5	5.0	5	0
10/15	CLE	1	1	2	62	31.0	39t	1	0	0	0.0	0	0
10/29	at SEA	1	1	5	125	25.0	59t	2	0	0	0.0	0	0
11/5	IND	1	1	2	32	16.0	29	0	0	0	0.0	0	0
11/12	at LAR	1	1	2	15	7.5	9	0	0	0	0.0	0	0
11/19	ARI					INACTIVE							
11/27	BAL					INACTIVE							
12/3	at TEN					INACTIVE							
12/10	SF	-	-	-	-	-	-	-	-	-	-	-	-
12/17	at JAX	-	-	-	-	-	-	-	-	-	-	-	-
12/25	PIT	-	-	-	-	-	-	-	-	-	-	-	-
12/31	at IND	-	-	-	-	-	-	-	-	-	-	-	-
<b>Totals</b>		<b>6</b>	<b>6</b>	<b>17</b>	<b>326</b>	<b>19.2</b>	<b>59t</b>	<b>7</b>	<b>2</b>	<b>9</b>	<b>4.5</b>	<b>5</b>	<b>0</b>

## CAREER STATISTICS

REGULAR SEASON				RECEIVING					RUSHING				
Year	Team	GP	GS	Rec	Yds	Avg	Lg	TD	Att	Yds	Avg	Lg	TD
2016	HOU	14	13	47	635	13.5	53	2	1	-3	-3.0	0	0
2017	HOU	6	6	17	326	19.2	59t	7	2	9	4.5	5	0
<b>Totals</b>		<b>20</b>	<b>19</b>	<b>64</b>	<b>961</b>	<b>15.0</b>	<b>59t</b>	<b>9</b>	<b>3</b>	<b>6</b>	<b>2.0</b>	<b>5</b>	<b>0</b>
POSTSEASON				RECEIVING					RUSHING				
Year	Team	GP	GS	Rec	Yds	Avg	Lg	TD	Att	Yds	Avg	Lg	TD
2016	HOU	2	2	7	53	7.6	19	0	0	0	0.0	0	0
<b>Totals</b>		<b>2</b>	<b>2</b>	<b>7</b>	<b>53</b>	<b>7.6</b>	<b>19</b>	<b>0</b>	<b>0</b>	<b>0</b>	<b>0.0</b>	<b>0</b>	<b>0</b>

- Caught four passes for 22 yards and logged his first career kickoff return for 19 yards at Denver (10/24) in Week 7
- Inactive for Week 10 at Jacksonville (11/13) with an injury
- Caught one pass for 17 yards at Oakland (11/21) in Week 11
- Tied for second on the team with four receptions for 60 yards, including a long of 33 yards, and returned a career-high three punts for 27 yards vs. San Diego (11/27) in Week 12
- Registered five receptions for a team-leading 59 yards and a 16-yard punt return at Green Bay (12/4) in Week 13
- Registered two receptions for 22 yards at Indianapolis (12/11) in Week 14
- Logged four receptions for 42 yards and his first career rushing attempt, a three-yard loss, in addition to four punts for 38 yards and one kickoff return for 12 yards vs. Jacksonville (12/18) in Week 15
- Grabbed three receptions for 24 yards at Tennessee (1/1/17) in Week 17
- Caught four passes for 37 yards vs. Oakland in the AFC Wild Card round, setting the franchise mark for receptions and giving him the second-most receiving yards by a Texans rookie in a postseason game
- Registered three receptions for 16 yards and passed DeVier Posey (47 in 2012) for the most receiving yards by a rookie in Texans postseason history at New England (1/14/17) in the AFC Divisional round

### COLLEGE:

- Played three seasons (2013-15) at the University of Notre Dame in South Bend, Ind.
- Had 144 catches for 2,512 receiving yards and 30 touchdowns in his Fighting Irish career
- Named an Associated Press Second-Team All-American and Biletnikoff Award Semifinalist following his senior season in which he compiled 62 catches, 1,258 receiving yards and 14 receiving touchdowns
- Ranked third in the FBS with 15 touchdown catches as a junior in 2014
- Became the fourth player in school history with a pair of touchdown receptions of 72 yards or longer in a single season (Nick Eddy, 1964, Tim Brown, 1986, and Golden Tate, 2009)
- Averaged 17.4 yards per reception and 64.4 yards per game
- Finished second to Michael Floyd (37) for most receiving touchdowns in school history

## WILL FULLER V

- Played in 2013 Pinstripe Bowl, 2014 Music City Bowl and 2016 Fiesta Bowl

### PERSONAL:

- Attended Roman Catholic High School in Philadelphia
- First-team receiver on 2012 Pennsylvania Sports Writers AAAA All-State football team
- Named as a receiver to Philadelphia Daily News All-City squad for 2012
- First-team receiver on Philadelphia Inquirer All-Southeastern Pennsylvania team
- Named MVP of Philadelphia Catholic League 4A
- Made 57 receptions in 2012 for 932 yards and eight touchdowns in 2012
- Had 10 catches for 232 yards and two touchdowns in 2012 win over Cardinal O'Hara
- Also played cornerback
- Honorable mention Pennsylvania all-state pick as a junior
- Grabbed 46 receptions in 2011 for 758 yards and 10 touchdowns on an 8-3 Roman Catholic team
- All Catholic League 4A pick in 2011 as both a receiver and defensive back
- A first-team All-City selection as a sophomore in 2010 by Philadelphia Daily News
- Caught 39 passes for 650 yards and nine touchdowns in 2009
- Chosen for Semper Fidelis All-American Bowl and played for coach Joe McCort
- Played for coach Joe McCort
- Son of Bill Fuller and Megan Mitchell
- Enrolled in the College of Arts and Letters, majoring in African American Studies
- Born April 16, 1994

### 2017 RETURN STATISTICS

REGULAR SEASON			KICKOFFS					PUNTS					
Date	Opp	GP	KR	Yds	Avg	Lg	TD	PR	Yds	Avg	Lg	TD	FC
9/10	JAX												
9/14	at CIN												
9/24	at NE												
10/1	TEN	1	0	0	0.0	0	0	0	0	0.0	0	0	1
10/8	KC	1	0	0	0.0	0	0	1	49	49.0	49	0	0
10/15	CLE	1	0	0	0.0	0	0	2	39	19.5	20	0	1
10/29	at SEA	1	0	0	0.0	0	0	3	27	9.0	11	0	1
11/5	IND	1	0	0	0.0	0	0	2	4	2.0	4	0	1
11/12	at LAR	1	0	0	0.0	0	0	1	0	0	0.0	0	0
11/19	ARI												
11/27	at BAL	-	-	-	-	-	-	-	-	-	-	-	-
12/3	at TEN	-	-	-	-	-	-	-	-	-	-	-	-
12/10	SF	-	-	-	-	-	-	-	-	-	-	-	-
12/17	at JAX	-	-	-	-	-	-	-	-	-	-	-	-
12/25	PIT	-	-	-	-	-	-	-	-	-	-	-	-
12/31	at IND	-	-	-	-	-	-	-	-	-	-	-	-
<b>Totals</b>		<b>6</b>	<b>0</b>	<b>0</b>	<b>0.0</b>	<b>0</b>	<b>0</b>	<b>8</b>	<b>119</b>	<b>14.9</b>	<b>49</b>	<b>0</b>	<b>4</b>

### CAREER RETURN STATISTICS

REGULAR SEASON			KICKOFFS					PUNTS					
Year	Team	GP	KR	Yds	Avg	Lg	TD	PR	Yds	Avg	Lg	TD	FC
2016	HOU	14	2	31	15.5	19	0	11	165	15.0	67t	1	6
2017	HOU	6	0	0	0.0	0	0	8	119	14.9	49	0	4
<b>Totals</b>		<b>20</b>	<b>2</b>	<b>31</b>	<b>15.5</b>	<b>19</b>	<b>0</b>	<b>19</b>	<b>284</b>	<b>14.9</b>	<b>67t</b>	<b>1</b>	<b>10</b>
POSTSEASON			KICKOFFS					PUNTS					
Year	Team	GP	KR	Yds	Avg	Lg	TD	PR	Yds	Avg	Lg	TD	FC
2016	HOU	2	1	12	12.0	12	0	2	34	17.0	18	0	1
<b>Totals</b>		<b>2</b>	<b>1</b>	<b>12</b>	<b>12.0</b>	<b>12</b>	<b>0</b>	<b>2</b>	<b>34</b>	<b>17.0</b>	<b>18</b>	<b>0</b>	<b>1</b>





## KYLE FULLER

**CENTER | 6-5 | 315 | BAYLOR**

Hometown: Wylie, Texas | Rookie | Age: 23  
 Acquired: D7-'17 | 2017 GP/GS: 7/1 | Career GP/GS (Playoffs): 7/1 (0/0)  
 Teams: Houston 2017

# 61

### TRANSACTIONS:

Selected by the Houston Texans with the 25th pick in the seventh round (243rd overall) of the 2017 NFL Draft.

### 2017 (Houston 6/1):

- Played and started his first career game at tackle at Cincinnati (9/14)
- Appeared in relief duty vs. Tennessee (10/1) and paved the way for a 173-yard rushing performance, 445 yards of total offense, six offensive touchdowns and a franchise-record 57 points
- Appeared primarily on special teams vs. Kansas City (10/8)
- Contributed on the special teams units vs. Arizona (11/19)

### CAREER AT BAYLOR:

- Played four seasons (2013-16) at Baylor University in Waco, Texas after redshirting the 2012 campaign
- Three-year starting All-Big 12 center who appeared in 52 career games and made 39 career starts
- Anchored the offensive line for nation's most productive offense in 2014-15
- Key cog in paving the way for BU's rushing attack that led the Big 12 in 2015 and 2016, while helping Bears rank fourth or better in sacks allowed in conference over past three years
- Named "Best Offensive Lineman" in state by Dave Campbell's Texas Football
- Two-time Big 12 Commissioner's Honor Roll selection

### 2016 (Baylor):

- Started all 13 games at center as senior, earning All-Big 12 honors
- Powered an offensive line that blocked for Big 12's best rushing offense (241.8 avg)
- Named first team All-Big 12 by league coaches, Phil Steele and Athlon
- Garnered second-team honors from Associated Press, ESPN and Waco Tribune-Herald
- Led the offensive line with 68 knockdowns on the season
- Four times earned team's Offensive Lineman of Week honors – vs. SMU (9/10), at Rice (9/16), vs. Oklahoma State (9/24) and at Iowa State (10/1)

### 2015 (Baylor):

- Starting center in all 13 games as junior, earning All-Big 12 honors for a second consecutive season
- Anchored an offensive line that paved way for the nation's No. 2-ranked rushing offense (326.7 avg.) and led the Big 12 with 1.15 average sacks allowed
- Named second-team All-Big 12 by Associated Press, league coaches, San Antonio-Express News and Waco Tribune-Herald
- Totaled 51 knockdowns on season
- Named to USA Today All-Bowl team for his career-high seven knockdown performance in Baylor's Russell Athletic Bowl victory vs. North Carolina (12/29) in which the Bears tallied up 645 rushing yards and seven rushing touchdowns

### 2014 (Baylor):

- Started at center in all 13 games as sophomore for the Big 12 champions
- Earned 2014 All-Big 12 honorable mention from league coaches
- Part of a Baylor offensive line that powered running game to 215.5 yards per game (second in Big 12) and ranked fourth in league with 1.85 average sacks allowed
- Named second team All-Texas by Dave Campbell's Texas Football publication
- Named to spring 2015 Big 12 Commissioner's Honor Roll
- One of two offensive players to start every game
- Led team with 49 total knockdowns
- Four times named squad's lineman of week for outstanding play
- Made his first career start in season-opening win vs. SMU (8/31)

### 2013 (Baylor):

- Appeared in all 13 games as special teamer and reserve offensive lineman as redshirt freshman
- Earned first collegiate letter
- Saw action from scrimmage in nine games, played exclusively on special teams in other four
- Totaled 22 knockdowns and averaged 86.1 percent coaches grade in nine games
- Selected to spring 2014 Big 12 Commissioner's Honor Roll
- Made collegiate debut in season-opening win over Wofford and logged two knockdowns

### 2012 (Baylor):

- Redshirted his first season on campus

## CAREER STATISTICS

### REGULAR SEASON GAMES PLAYED/STARTED (PLAYOFFS):

2017 Houston: 7/1  
 TOTAL: 7/1 (0/0)

### PERSONAL:

- Attended Wylie (Texas) High School
- Played for head coach Bill Howard at WHS
- National position rankings among offensive linemen: No. 37 by ESPN.com, No. 44 by Rivals.com, No. 53 by Scout.com, No. 57 by 247Sports.com
- Ranked among top 100 overall prospects in Texas by ESPN.com (50th), SuperPrep's Texas 121 (50th), Lone Star Recruiting Top 100 (52nd), Rivals.com Texas Postseason Top 100 (55th), 247Sports.com (95th), Houston Chronicle Texas Top 100, Lubbock Avalanche-Journal Top 100, Waco Tribune-Herald Top 100
- Rated No. 9 offensive lineman in state by 2011 Postseason Dave Campbell's Texas Football
- Earned 2011 first-team All-District 10-4A honors
- Son of Larry and Audrey Fuller
- Graduated from Baylor in May 2016 with a degree in communication studies



## BRENO GIACOMINI

(BREN-oh JAH-cuh-MEE-nee)

TACKLE | 6-7 | 320 | LOUISVILLE

Hometown: Malden, Mass. | 10th NFL Season | 1st with Texans | Age: 31  
 Acquired: FA-17 | 2017 GP/GS: 12/12 | Career GP/GS (Playoffs): 90/82 (5/5)  
 Teams: Green Bay 2008-10; Seattle 2010-13; N.Y. Jets 2014-16; Houston 2017

# 68

### TRANSACTIONS:

Selected by the Green Bay Packers with the 15th pick in the fifth round (150th overall) of the 2008 NFL Draft...Waived by the Packers on Sept. 4, 2010...Signed to the Packers practice squad on Sept. 6, 2010...Signed to the Seattle Seahawks active roster on Sept. 29, 2010...Waived by the Seahawks on Oct. 23, 2010...Signed to the Seahawks practice squad on Oct. 26, 2010...Signed to the Seahawks active roster on Nov. 6, 2010...Waived by the Seahawks on Nov. 8, 2010...Signed to the Seahawks practice squad on Nov. 10, 2010...Signed to the Seahawks active roster on Dec. 9, 2010...Signed by the New York Jets as an unrestricted free agent on March 13, 2014...Released by the N.Y. Jets on Feb. 24, 2017...Signed by the Houston Texans on May 16, 2017.

### CAREER:

- Tenth-year tackle who has played in 88 career games (80 starts) with the Packers, Seahawks, Jets and Texans
- Started 32 consecutive games (2014-15) to open his Jets career before battling injuries and eventually being placed on the Reserve/Injured List in 2016
- Anchored the right side of Seattle's offensive line in each of the Seahawks' three postseason games in 2013, including their victory in Super Bowl XLVIII

### 2017 (Houston 12/12):

- Started at RT in his Texans debut vs. Jacksonville (9/10)
- Started and helped block for a 168-yard rushing performance at Cincinnati (9/14)
- Helped pave the way for a 125-yard rushing performance with a 300-yard passer at New England (9/24)
- Started and was a captain vs. Tennessee (10/1), paving the way for a 173-yard rushing performance, 445 yards of total offense, six offensive touchdowns and a franchise-record 57 points
- Started at right tackle and helped pave the way for the team's fourth straight game with 110-plus rushing yards, 392 yards of total offense and third straight game with 30-plus points vs. Kansas City (10/8)
- Started at right tackle for the sixth consecutive week and helped pave for the way 340 net yards while the Texans scored 30-plus points for a franchise-record fourth consecutive week vs. Cleveland (10/15)
- Made his seventh start at right tackle and paved the way for 500-plus yards of total offense and 38 points at Seattle (10/29)
- Started at RT vs. Indianapolis (11/5)
- Served as a team captain and made his ninth start at RT at the Los Angeles Rams (11/12)
- Paved the way for 134 rushing yards, 357 yards of offense and the team's sixth game of 30-or-more points on the season vs. Arizona (11/19)
- Started at RT and paved the way for 384 total net yards at Tennessee (12/3)

### 2016 (N.Y. Jets 5/5):

- Began the season on the Reserve/Physically Unable to Perform List and missed Weeks 1-7
- Returned to start five games at right tackle before being placed on the Reserve/Injured List on Dec. 13

### 2015 (N.Y. Jets 16/16):

- Started all 16 games for the second-consecutive season
- Starter at right tackle on an offensive line that established a new franchise marks for total yards (5,896) and net passing yards (4,057)
- Paved the way for RB Chris Ivory's AFC-leading 1,070 yards - his first 1,000-yard season
- Anchored an offensive line that allowed just 19 sacks, the fifth-fewest of any quarterback in the league and the lowest total for a 16-game Jets starter since 2001

### 2014 (N.Y. Jets 16/16):

- Started all 16 games for the first time in his career and helped block for the third-best rushing offense in the NFL

### 2013 (Seattle 9/9, 3/3):

- Made nine starts at right tackle for a Seattle offense that ranked fourth in the league with 136.8 yards rushing per game
- Started in all three postseason contests, including Seattle's 43-8 win over Denver in Super Bowl XLVIII

### 2012 (Seattle 16/16, 2/2):

- Started all 16 games for first time in his career in 2012, helping RB Marshawn Lynch to an All-Pro and Pro Bowl season with career highs in yards (1,590), average gain (5.0) and

## CAREER STATISTICS

### REGULAR SEASON GAMES PLAYED/STARTED (PLAYOFFS):

2008 Green Bay: 1/0 (0/0)  
 2009 Green Bay: 0/0 (0/0)  
 2010 Green Bay/Seattle: 0/0 (0/0)  
 2011 Seattle: 15/8 (0/0)  
 2012 Seattle: 16/16 (2/2)  
 2013 Seattle: 9/9 (3/3)  
 2014 N.Y. Jets: 16/16 (0/0)  
 2015 N.Y. Jets: 16/16 (0/0)  
 2016 N.Y. Jets: 5/5 (0/0)  
 2017 Houston: 12/12  
**TOTAL: 90/82 (5/5)**

carries (315)

### 2011 (Seattle 15/8):

- Opened eight games at right tackle and saw action as a reserve in seven others in his first full season with the Seahawks

### 2010 (Green Bay 0/0, Seattle 0/0):

- Spent the majority of the season on the Packers and Seahawks practice squads

### 2009 (Green Bay 0/0):

- Was active for one game but did not play, and inactive for 15, plus the NFC Wild Card game

### 2008 (Green Bay 1/0):

- Was active for two games and made his NFL debut at Detroit (9/14)

### COLLEGE:

- Played four seasons (2004-07) at the University of Louisville (Ky.)
- Began his college career as a converted tight end until his senior season when he became a full-time tackle
- Split time at tight end and tackle for his first three seasons at Louisville
- Helped protect QB Brian Brohm on his way to setting a school record with 30 touchdown passes and 4,204 yards as a senior, which is third best in Louisville single-season history

### PERSONAL:

- Attended Malden (Mass.) High School
- Started three seasons for the Golden Tornadoes and earned Greater Boston League all-star honors as a senior
- Majored in sports administration at Louisville
- Founded American Football Without Barriers with college teammate and NFL TE Gary Barnidge. The non-profit organization has held camps in foreign countries since 2013 with the mission of trying to help disadvantaged youths achieve higher levels of fitness, wellness and education while promoting the sport of American football around the globe
- Has a daughter, Alayna



## MARCUS GILCHRIST

SAFETY | 5-10 | 200 | CLEMSON

Hometown: High Point, N.C. | 7th NFL Season | 1st with Texans | Age: 28  
 Acquired: FA-'17 | 2017 GP/GS: 12/9 | Career GP/GS (Playoffs): 103/78 (2/2)  
 Teams: San Diego 2011-14; New York Jets 2015-16; Houston 2017

# 21

### TRANSACTIONS:

Selected by the San Diego Chargers with the 18th pick of the second round (50th overall) of the 2011 NFL Draft...Signed by the New York Jets as an unrestricted free agent on March 18, 2015...Released by the Jets on May 4, 2017... Signed by the Houston Texans on Aug. 1, 2017.

### CAREER:

- Posted career highs with 82 total tackles, seven passes defended and three interceptions in 2015
- Started 61 consecutive games between 2013-16
- Shifted from a cornerback to a safety during the 2013 season

### 2017 (Houston 12/9):

- Notched three tackles and one pass defended in his Texans debut vs. Jacksonville (9/10)
- Recorded three tackles, one pass defended, one sack and one forced fumble at New England (9/24). His sack was the fourth of his career and first since the 2014 season.
- Started his first game of the season and 70th of his career and produced three solo stops while snagging his first interception of the season vs. Tennessee (10/1)
- Tied for the team lead and tied a career-high with nine tackles (seven solo) vs. Kansas City (10/8)
- Started his third consecutive game at safety and produced three tackles vs. Cleveland (10/15)
- Made his fourth straight start at safety and produced three tackles at Seattle (10/29)
- Started at safety for the fifth straight game and notched four tackles vs. Indianapolis (11/5)
- Played in his 100th career game and recorded his 400th career tackle at the Los Angeles Rams (11/12)
- Started his seventh straight game and made two tackles vs. Arizona (11/19)
- Made one tackle at Baltimore (11/27)
- Posted four solo tackles and one pass defended at Tennessee (12/3)

### 2016 (N.Y. Jets 13/13):

- Started all 13 games in which he appeared
- Recorded 53 total tackles, two interceptions, three passes defended and one forced fumble
- Picked off passes in consecutive games for the first time in his career (Weeks 7-8)
- Placed on the Reserved/Injured list on Dec. 13, 2016.

### 2015 (N.Y. Jets 16/16):

- Had a career-year with 82 combined tackles, seven passes defended and three interceptions in his first season as a Jets
- Started all 16 games for the third consecutive season
- Part of a secondary held opposing quarterbacks to just a 57.1 percent completion percentage, the lowest in the league

### 2014 (San Diego 16/16):

- Started all 16 games for the second consecutive season
- Matched his season high with 76 tackles (59 solo), while adding one sack, an interception, five passes defended and a forced fumble

## 2017 STATISTICS

REGULAR SEASON				TACKLES					SACKS		INTERCEPTIONS					FUMBLES			
Date	Opp	GP	GS	Tot	Solo	Asst	QBH	TFL	Sk	Yds	Int	Yds	Lg	TD	PD	FF	FR	Yds	TD
9/10	JAX	1	0	3	2	1	0	0	0.0	0.0	0	0	0	0	1	0	0	0	0
9/14	at CIN	1	0	1	1	0	0	0	0.0	0.0	0	0	0	0	0	0	0	0	0
9/24	at NE	1	0	3	2	1	0	0	1.0	8.0	0	0	0	0	1	1	0	0	0
10/1	TEN	1	1	2	2	0	0	0	0.0	0.0	1	17	17	0	1	0	0	0	0
10/8	KC	1	1	9	7	2	0	0	0.0	0.0	0	0	0	0	1	0	0	0	0
10/15	CLE	1	1	3	2	1	0	0	0.0	0.0	0	0	0	0	0	0	0	0	0
10/29	at SEA	1	1	3	3	0	0	0	0.0	0.0	0	0	0	0	1	0	0	0	0
11/5	IND	1	1	4	3	1	0	0	0.0	0.0	0	0	0	0	0	0	0	0	0
11/12	at LAR	1	1	2	1	1	0	0	0.0	0.0	0	0	0	0	0	0	0	0	0
11/19	ARI	1	1	2	2	0	0	0	0.0	0.0	0	0	0	0	0	0	0	0	0
11/27	at BAL	1	1	1	1	0	0	0	0.0	0.0	0	0	0	0	0	0	0	0	0
12/3	at TEN	1	1	4	4	0	0	0	0.0	0.0	0	0	0	0	1	0	0	0	0
12/10	SF	-	-	-	-	-	-	-	-	-	-	-	-	-	-	-	-	-	-
12/17	at JAX	-	-	-	-	-	-	-	-	-	-	-	-	-	-	-	-	-	-
12/25	PIT	-	-	-	-	-	-	-	-	-	-	-	-	-	-	-	-	-	-
12/31	at IND	-	-	-	-	-	-	-	-	-	-	-	-	-	-	-	-	-	-
<b>Totals</b>		<b>12</b>	<b>9</b>	<b>37</b>	<b>30</b>	<b>7</b>	<b>0</b>	<b>0</b>	<b>1.0</b>	<b>8.0</b>	<b>1</b>	<b>17</b>	<b>17</b>	<b>0</b>	<b>5</b>	<b>1</b>	<b>0</b>	<b>0</b>	<b>0</b>

## CAREER STATISTICS

REGULAR SEASON				TACKLES					SACKS		INTERCEPTIONS					FUMBLES			
Year	Team	GP	GS	Tot	Solo	Asst	QBH	TFL	Sk	Yds	Int	Yds	Lg	TD	PD	FF	FR	Yds	TD
2011	SD	14	4	28	24	4	0	0	0.0	0.0	2	22	21	0	4	0	1	40	0
2012	SD	16	14	55	46	9	3	5	1.0	7.0	0	0	0	0	3	0	0	0	0
2013	SD	16	16	76	58	18	1	3	1.0	12.0	2	43	26	0	5	1	1	0	0
2014	SD	16	16	76	59	17	1	7	1.0	1.0	1	4	4	0	5	2	0	0	0
2015	NYJ	16	16	82	60	22	0	0	0.0	0.0	3	31	31	0	7	0	0	0	0
2016	NYJ	13	13	53	38	15	0	1	0.0	0.0	2	25	25	0	3	1	0	0	0
2017	HOU	12	9	37	30	7	0	0	1.0	8.0	1	17	17	0	5	1	0	0	0
<b>Totals</b>		<b>103</b>	<b>78</b>	<b>407</b>	<b>315</b>	<b>92</b>	<b>5</b>	<b>16</b>	<b>4.0</b>	<b>28.0</b>	<b>11</b>	<b>142</b>	<b>31</b>	<b>0</b>	<b>32</b>	<b>5</b>	<b>2</b>	<b>40</b>	<b>0</b>

### POSTSEASON

Year	Team	GP	GS	Tot	Solo	Asst	QBH	TFL	Sk	Yds	Int	Yds	Lg	TD	PD	FF	FR	Yds	TD
2013	SD	2	2	10	8	2	0	0	0.0	0.0	0	0	0	0	0	0	0	0	0
<b>Totals</b>		<b>2</b>	<b>2</b>	<b>10</b>	<b>8</b>	<b>2</b>	<b>0</b>	<b>0</b>	<b>0.0</b>	<b>0.0</b>	<b>0</b>	<b>0</b>	<b>0</b>	<b>0</b>	<b>0</b>	<b>0</b>	<b>0</b>	<b>0</b>	<b>0</b>

### ADDITIONAL STATISTICS

Special Teams Tackles (13): 2011- 6; 2012 - 4; 2013 - 1; 2016 - 2

### CAREER GAME HIGHS

Tackles: 9 at NE, 10/25/15 | QBH: 1 5x – last: vs KC, 10/19/14 | TFL: 1 16x – last vs CIN, 9/11/16 | Sacks: 1.0 3x – last: vs. KC, 10/19/14 | INT: 1 10x – last vs CLE, 10/30/16 | PD: 2, 5x – last vs WAS 10/18/15 | FR: 1, vs NYG, 12/8/13

### 2013 (San Diego 16/16; 2/2):

- Played in all 16 games for the second-consecutive season, making 16 starts for the first time in his career
- Posted a single-season high 76 tackles and five passes defended, matching his career best with two interceptions
- Also logged a sack, forced fumble and fumble recovery
- Started in two postseason games in his first trip to the playoffs

### 2012 (San Diego 16/4):

- Appeared in all 16 games for the first time in his career, making four starts
- Collected 55 tackles (46 solo), his first-career sack and three passes defended
- Added four tackles on special teams

### 2011 (San Diego 14/4):

- Saw action in 14 games, making four starts and posted 28 tackles, one interception and three passes defended
- Logged his single-season best with six special teams tackles.

### COLLEGE:

## MARCUS GILCHRIST

- Played four seasons (2007-10) at Clemson University in Clemson, S.C.
- Was named honorable mention All-ACC as senior and received the team's strength training award prior to final year at Clemson
- Finished his collegiate career with 53 games played, tying a school-record, 211 tackles, three forced fumbles, one interception, 19 passes defensed, five tackles for loss and one sack
- Averaged 25.1 yards on kickoff returns and 9.7 yards on punt returns
- Made starts at corner as a senior and free safety as a junior

**PERSONAL:**

- Attended T. Gate Andrews High School in High Point, N.C.
- Is a known "Sneakerhead," having a closet loaded with extremely exclusive shoes and sports apparel
- Started doing 200 sit-ups and push-ups a day as a child with the help of his father, Ronny, who is a retired United States Marine.
- Hosts an annual youth football camp in his hometown of High Point, N.C.
- In high school, was a four-year letterman and conference player of year in basketball as a senior and a three-year letterwinner in track who was a member of state-champion 4x200 team



## ANDRE HAL

**SAFETY | 5-10 | 190 | VANDERBILT**

Hometown: Port Allen, La. | 4th NFL Season | 4th with Texans | Age: 25  
 Acquired: D7a-'14 | 2017 GP/GS: 12/12 | Career GP/GS (Playoffs): 57/34 (3/3)  
 Teams: Houston 2014-17

# 29

### TRANSACTIONS:

Selected by the Houston Texans with the first pick in the seventh round (216th overall) of the 2014 NFL Draft.

### 2017 (Houston 12/12):

- Started and recorded six tackles and one tackle-for-loss in the season opener vs. Jacksonville (9/10)
- Tallied four tackles, his first pass defended of the season and first forced fumble of his career at New England (9/24)
- Started his fourth consecutive game and made four tackles while posting the second multi-interception game of his career vs. Tennessee (10/1)
- Tallied a career-high nine total tackles and moved into 15th place in franchise history with his 25th career pass defended vs. Kansas City (10/8)
- Started his sixth game of the season and produced two tackles vs. Cleveland (10/15)
- Made a combined five tackles at Seattle (10/29)
- Tied a season-high with four solo tackles and produced five total vs. Indianapolis (11/5)
- Registered four tackles and one tackle for loss in his ninth start of the season at the Los Angeles Rams (11/12)
- Tallied four tackles and notched his team-leading third interception of the year vs. Arizona (11/19)
- Finished with three tackles while surpassing 100 career solo tackles at Baltimore (11/27)
- Produced five total tackles and forced his second fumble of the season at Tennessee (12/3)

### 2016 (Houston 15/11, 2/2):

- Completed his first full season as a safety and logged career highs of 46 tackles, two tackles for loss, 1.0 sack and one quarterback hit
- Registered the team's first interception of the year when he picked off Bears QB Jay Cutler in the third quarter vs. Chicago (9/11)
- Notched interceptions in back-to-back games for the first time in his career, having picked off a pass in the 2015 regular season finale against Jacksonville
- Tallied four tackles (two solo) and a pass defended vs. Kansas City (9/18)
- Made four tackles (two solo) at New England (9/22) in Week 3
- Matched a career high with two passes defended and contributed four tackles (three solo) vs. Tennessee (10/2) in Week 4
- Registered the first sack of his career and matched a season high with four tackles (two solo) vs. Indianapolis (10/16) in Week 6
- Logged three tackles (all solo) on defense and tied for second on the team with a career-high two special teams tackles vs. Detroit (10/30) in Week 8
- Active but did not play in Week 13 at Green Bay (12/4)
- Tied a career high with two passes defended, including an interception of Colts QB Andrew Luck that he returned 24 yards, at Indianapolis (12/11) in Week 14
- Matched his season high with four tackles (two solo) vs. Jacksonville (12/18) in Week 15
- Tied his career high with seven tackles (four solo) vs. Cincinnati (12/24) in Week 16
- Registered six tackles (four solo) and his first career playoff pass defended vs. Oakland (1/7/17) in the AFC Wild Card round
- Picked off Patriots QB Tom Brady in the third quarter for his first career postseason interception and finished second on the team with six tackles (four solo) at New England (1/14/17) in the AFC Divisional round

### 2017 STATISTICS

REGULAR SEASON				TACKLES					SACKS		INTERCEPTIONS					FUMBLES				
Date	Opp	GP	GS	Tot	Solo	Asst	QBH	TFL	Sk	Yds	Int	Yds	Lg	TD	PD	FF	FR	Yds	TD	
9/10	JAX	1	1	6	3	3	0	1	0.0	0.0	0	0	0	0	0	0	0	0	0	0
9/14	at CIN	1	1	2	1	1	0	0	0.0	0.0	0	0	0	0	0	0	0	0	0	0
9/24	at NE	1	1	4	3	1	0	0	0.0	0.0	0	0	0	0	1	1	0	0	0	0
10/1	TEN	1	1	4	1	3	0	0	0.0	0.0	2	3	3	0	2	0	0	0	0	0
10/8	KC	1	1	9	4	5	0	0	0.0	0.0	0	0	0	0	1	0	0	0	0	0
10/15	CLE	1	1	2	1	1	0	0	0.0	0.0	0	0	0	0	0	0	0	0	0	0
10/29	at SEA	1	1	5	3	2	0	0	0.0	0.0	0	0	0	0	0	0	0	0	0	0
11/5	IND	1	1	5	4	1	0	0	0.0	0.0	0	0	0	0	0	0	0	0	0	0
11/12	at LAR	1	1	4	4	0	0	1	0.0	0.0	0	0	0	0	0	0	0	0	0	0
11/19	ARI	1	1	4	3	1	0	0	0.0	0.0	1	7	7	0	2	0	0	0	0	0
11/27	at BAL	1	1	3	3	0	0	0	0.0	0.0	0	0	0	0	0	0	0	0	0	0
12/3	at TEN	1	1	5	4	1	0	0	0.0	0.0	0	0	0	0	0	1	0	0	0	0
12/10	SF	-	-	-	-	-	-	-	-	-	-	-	-	-	-	-	-	-	-	-
12/17	at JAX	-	-	-	-	-	-	-	-	-	-	-	-	-	-	-	-	-	-	-
12/25	PIT	-	-	-	-	-	-	-	-	-	-	-	-	-	-	-	-	-	-	-
12/31	at IND	-	-	-	-	-	-	-	-	-	-	-	-	-	-	-	-	-	-	-
<b>Totals</b>		<b>12</b>	<b>12</b>	<b>53</b>	<b>34</b>	<b>19</b>	<b>0</b>	<b>2</b>	<b>0.0</b>	<b>0.0</b>	<b>3</b>	<b>10</b>	<b>7</b>	<b>0</b>	<b>6</b>	<b>2</b>	<b>0</b>	<b>0</b>	<b>0</b>	<b>0</b>

### CAREER STATISTICS

REGULAR SEASON				TACKLES					SACKS		INTERCEPTIONS					FUMBLES				
Year	Team	GP	GS	Tot	Solo	Asst	QBH	TFL	Sk	Yds	Int	Yds	Lg	TD	PD	FF	FR	Yds	TD	
2014	HOU	14	0	18	15	3	0	0	0.0	0.0	0	0	0	0	4	0	0	0	0	0
2015	HOU	16	11	34	26	8	0	1	0.0	0.0	4	54	31t	1	10	0	0	0	0	0
2016	HOU	15	11	46	31	15	1	2	1.0	7.0	2	36	24	0	7	0	0	0	0	0
2017	HOU	12	12	53	34	19	0	2	0.0	0.0	3	10	7	0	6	2	0	0	0	0
<b>Totals</b>		<b>57</b>	<b>34</b>	<b>151</b>	<b>106</b>	<b>45</b>	<b>1</b>	<b>5</b>	<b>1.0</b>	<b>7.0</b>	<b>9</b>	<b>100</b>	<b>31</b>	<b>1</b>	<b>27</b>	<b>2</b>	<b>0</b>	<b>0</b>	<b>0</b>	<b>0</b>
POSTSEASON				TACKLES					SACKS		INTERCEPTIONS					FUMBLES				
Year	Team	GP	GS	Tot	Solo	Asst	QBH	TFL	Sk	Yds	Int	Yds	Lg	TD	PD	FF	FR	Yds	TD	
2015	HOU	1	1	5	2	3	0	0	0.0	0.0	0	0	0	0	0	0	0	0	0	0
2016	HOU	2	2	12	7	5	0	0	0.0	0.0	1	6	6	0	3	0	0	0	0	0
<b>Totals</b>		<b>3</b>	<b>3</b>	<b>17</b>	<b>9</b>	<b>8</b>	<b>0</b>	<b>0</b>	<b>0.0</b>	<b>0.0</b>	<b>1</b>	<b>6</b>	<b>6</b>	<b>0</b>	<b>3</b>	<b>0</b>	<b>0</b>	<b>0</b>	<b>0</b>	<b>0</b>

### ADDITIONAL REGULAR SEASON STATISTICS

Touchdowns (1): 31-yard interception return (B. Bortles) at Jacksonville (10/18/15)  
 Special Teams Tackles (7): 2014 - 3; 2015 - 2; 2016 - 2

### CAREER GAME HIGHS

Tackles: 7 vs. PHI, 11/2/14 | TFL: 1, 3x - last: at OAK, 11/21/16 | Sacks: 1.0 vs. IND, 10/16/16  
 INT: 2 at JAX, 10/18/15 | PD: 2, 6x - last: at IND, 12/11/16

### 2015 (Houston 16/11, 1/1):

- In his first season at the safety position, played in all 16 games (11 starts) and led the team with four interceptions. Also posted career highs with 34 tackles (26 tackles), 10 passes defended and one tackle for loss
- His four interceptions tied for the second-highest single-season total by a safety in Texans history
- Made one solo tackle vs. Kansas City (9/13)
- Recorded one special teams tackle vs. Tampa Bay (9/27)
- In his first career start at safety, recorded the first two interceptions of his career, including one returned for a touchdown, at Jacksonville (10/18). Became the second player in Texans history to record at least two interceptions, including one returned for a touchdown (Aaron Glenn, 12/8/02, 2 INTs returned for TDs). Became the first Texans player with two interceptions in a game since CB Kareem Jackson vs. Baltimore (12/21/14)
- Intercepted Jets QB Ryan Fitzpatrick on New York's final offensive possession to seal the game for the Texans (11/22). Marked his third interception of the season and of his career
- Finished third on the team with a single-game career-high five tackles and contributed with one pass defended at Buffalo (12/6)
- Recorded his first career tackle for loss in the fourth quarter when he brought down Colts RB Frank Gore for a loss of three yards at Indianapolis (12/20). Also added one pass defended

## ANDRE HAL

in the game

- Led the team with two passes defensed at Tennessee (12/27)
- Totaled four tackles (three solo), two passes defensed and an interception vs. Jacksonville (1/3/16). Caught his fourth interception of the season, which tied him with Bernard Pollard (four in 2009) for the second-most interceptions by a safety in a season in team history
- Started his first postseason contest in the AFC Wild Card Game vs. Kansas City (1/9/16) and recorded five tackles, including two solo stops

### 2014 (Houston 14/0):

- Played in 14 games, made 18 tackles and had four passes defensed
- Recorded a special teams tackle in his NFL debut vs. Washington (9/7)
- Notched a pass defensed at Oakland (9/14)
- Registered his first career tackle, finished with five tackles and a pass defensed at Dallas (10/5) in Week 5
- Made four tackles at Pittsburgh (10/20) in Week 7
- Recorded a pair of tackles at Tennessee (10/26) in Week 8
- Registered a career-best seven tackles and two passes defensed vs. Philadelphia (11/2) on Week 9
- Recorded a special teams tackle at Cleveland (11/16) in Week 11
- Had a special teams tackle vs. Cincinnati (11/23) in Week 12
- Played vs. Tennessee (11/30) in Week 13
- Inactive in Weeks 14-15
- Played vs. Baltimore (12/21) in Week 16 and vs. Jacksonville (12/28) in Week 17

### COLLEGE:

- Played four seasons (2009-13) at Vanderbilt University in Nashville, Tenn.
- Appeared in 50 games and started 29
- Made 133 career tackles with six interceptions and 37 passes defensed
- Two-time second team All-SEC (2012,13)

### PERSONAL:

- Senior captain and four-year starter at Port Allen (La.) High School
- Named defensive MVP as a senior after notching 53 tackles and four interceptions
- Earned first team 3A All-State honors after returning five kickoffs for scores
- As a junior, posted five interceptions
- Standout in basketball and track & field and former starter on hoops squad
- Member of 3A state champion 4x200-meter relay foursome that also set state record
- Full name is Andre Jeroy Hal



## COBI HAMILTON

WIDE RECEIVER | 6-2 | 201 | ARKANSAS

Hometown: Texarkana, Texas | 5th NFL Season | 1st with Texans | Age: 26  
 Acquired: FA-'17 | 2017 GP/GS : 0/0 | Career GP/GS (Playoffs): 11/8 (4/1)  
 Teams: CIN 2013-14; PHI 2014; CIN 2014-15; MIA 2015; CAR 2016; PIT 2016-17; HOU 2017

# 17

### TRANSACTIONS:

Selected with the 29th pick of the sixth round (197th overall) by the Cincinnati Bengals in the 2013 NFL Draft...Waived by the Bengals on Aug. 31, 2013...Signed to the Bengals practice squad on Sept. 1, 2013...Signed by the Bengals on Jan. 6, 2014...Waived by the Bengals on Aug. 30, 2014...Signed to the Bengals practice squad on Sept. 1, 2014...Waived from the Bengals practice squad on Sept. 3, 2014...Signed to the Philadelphia Eagles practice squad on Sept. 10, 2014...Waived from the Eagles practice squad on Oct. 6, 2014...Signed to the Bengals practice squad on Oct. 14, 2014...Signed to the Bengals active roster on Dec. 31, 2014...Signed by the Bengals on July 30, 2015...Waived by the Bengals on July 31, 2015...Claimed off waivers by the Miami Dolphins on Aug. 1, 2015...Waived by the Dolphins on Sept. 5, 2015...Signed to the Carolina Panthers on Jan. 6, 2016...Waived by the Panthers on July 25, 2016...Signed by the Pittsburgh Steelers on Aug. 5, 2016...Waived by the Steelers on Sept. 3, 2016...Signed to the Steelers practice squad on Sept. 4, 2016...Signed to the Steelers active roster on Oct. 15, 2016...Waived by the Steelers on Sept. 2, 2017...Signed to the Houston Texans practice squad on Sept. 18, 2017.

### 2016 (Pittsburgh 11/8, 3/1):

- Appeared in 11 games and made eight starts after being promoted on Oct. 15
- Notched his firsts in NFL receptions (17), receiving yards (234)
- Added one special teams tackle at Baltimore (11/6)
- Played in three postseason games and totaled four receptions
- Started in the AFC Championship and caught a 30-yard touchdown pass (1/22)

### 2015 (Cincinnati/Miami 0/0, 0/0):

- Spent portions of the preseason with the Bengals and Dolphins

### 2014 (Cincinnati/Philadelphia 0/0, 0/0):

- Spent Weeks 2-5 on the Eagles' practice squad
- Signed to the Bengals practice squad for the final 11 weeks of the regular season
- Signed to the Bengals active roster prior to the wild card playoff game and played at Indianapolis (1/4)

### 2013 (Cincinnati 0/0, 0/0):

- Spent the entire season on the Bengals practice squad

### COLLEGE:

- Played four seasons (2009-12) at the University of Arkansas in Fayetteville, Ark.
- Totaled career numbers of 175 receptions for 2,854 yards and 18 touchdowns
- Recorded a school-record 90 receptions for 1,335 yards and five touchdowns as a senior en route to finishing as a Biletnikoff semifinalist
- Earned First-Team All-SEC honors as a senior

### PERSONAL:

- Attended Texas High School in Texarkana, Texas
- Registered 64 receptions for a school-record 1,071 yards and 14 touchdowns as a senior
- Finished fourth in the 200 meters race (21.41 seconds) at the AAU National Junior Olympics

### 2017 STATISTICS

REGULAR SEASON				RECEIVING					RUSHING				
Date	Opp	GP	GS	Rec	Yds	Avg	Lg	TD	Att	Yds	Avg	Lg	TD
Week 1													
Week 2													
9/24	at NE												
10/1	TEN												
10/8	KC												
10/15	CLE												
10/29	at SEA												
11/5	IND												
11/12	at LAR												
11/19	ARI												
11/27	BAL												
12/3	at TEN												
12/10	SF	-	-	-	-	-	-	-	-	-	-	-	-
12/17	at JAX	-	-	-	-	-	-	-	-	-	-	-	-
12/25	PIT	-	-	-	-	-	-	-	-	-	-	-	-
12/31	at IND	-	-	-	-	-	-	-	-	-	-	-	-
<b>Totals</b>		<b>0</b>	<b>0</b>	<b>0</b>	<b>0</b>	<b>0.0</b>	<b>0</b>	<b>0</b>	<b>0</b>	<b>0</b>	<b>0.0</b>	<b>0</b>	<b>0</b>

### CAREER STATISTICS

REGULAR SEASON				RECEIVING					RUSHING				
Year	Team	GP	GS	Rec	Yds	Avg	Lg	TD	Att	Yds	Avg	Lg	TD
2016	PIT	11	8	17	234	13.8	39	2	0	0	0.0	0	0
2017	HOU	0	0	0	0	0.0	0	0	0	0	0.0	0	0
<b>Totals</b>		<b>11</b>	<b>8</b>	<b>17</b>	<b>234</b>	<b>13.8</b>	<b>39</b>	<b>2</b>	<b>0</b>	<b>0</b>	<b>0.0</b>	<b>0</b>	<b>0</b>
POSTSEASON				RECEIVING					RUSHING				
Year	Team	GP	GS	Rec	Yds	Avg	Lg	TD	Att	Yds	Avg	Lg	TD
2014	CIN	1	0	0	0	0.0	0	0	0	0	0.0	0	0
2016	PIT	3	1	4	51	12.8	30t	1	0	0	0.0	0	0
2017	HOU	0	0	0	0	0.0	0	0	0	0	0.0	0	0
<b>Totals</b>		<b>4</b>	<b>1</b>	<b>4</b>	<b>51</b>	<b>12.8</b>	<b>30t</b>	<b>1</b>	<b>0</b>	<b>0</b>	<b>0.0</b>	<b>0</b>	<b>0</b>



## JOEL HEATH

DEFENSIVE END | 6-6 | 295 | MICHIGAN STATE

Hometown: Cincinnati, Ohio | 2nd NFL Season | 2nd with Texans | Age: 24  
 Acquired: CFA-'16 | 2017 GP/GS: 9/8 | Career GP/GS (Playoffs): 21/14 (2/0)  
 Teams: Houston 2016-17

# 93

### TRANSACTIONS:

Signed by the Houston Texans as a college free agent on May 5, 2016.

### 2017 (Houston 9/8):

- Started Weeks 1-4 at defensive end and posted four total tackles through the first quarter of the season
- Tallied a career-best four tackles and produced his first sack of the season vs. Kansas City (10/8)
- Returned from injury to start his sixth game of the season and produced a pair of tackles vs. Arizona (11/19)
- Made one tackle at Baltimore (11/27)
- Started his eighth game of the season and tallied one solo tackle at Tennessee (12/3)

### 2016 (Houston 12/6, 2/0):

- Inactive for Weeks 1 and 2
- Made his regular season NFL debut and contributed with one tackle at New England (9/22) in Week 3
- Inactive for Week 4 vs. Tennessee (10/2)
- Played 17 snaps on defense and made one solo tackle at Minnesota (10/9) in Week 5
- Saw action as a reserve defensive end vs. Indianapolis (10/16) in Week 6
- Inactive for Week 7 at Denver (10/24)
- Played as a reserve defensive end vs. Detroit (10/30) in Week 8 and at Jacksonville (11/13) in Week 10
- Made his first career start at Oakland (11/21) in Week 11 but did not record any statistics
- Started at defensive end and logged one tackle and his first career quarterback hit vs. San Diego (10/27) in Week 12
- Made one tackle at Green Bay (12/4) in Week 13
- Recorded one quarterback hit at Indianapolis (12/11) in Week 14
- Logged his fourth start of the season and made one solo tackle vs. Jacksonville (12/18) in Week 15
- Became the first undrafted rookie and sixth overall rookie in franchise history (first since OLB Whitney Mercilus in 2012) with 2.0 sacks in a game when he brought down Titans QB Matt Cassel in the first and fourth quarters at Tennessee (1/1/17) in Week 17
- His 2.0-sack game at Tennessee (1/1/17) made him the only undrafted rookie in the NFL to accomplish the feat in 2016 and made him just the 35th player in league history to do so since sacks became an official statistic in 1982
- Made two solo tackles in his first career postseason game vs. Oakland (1/7/17) in the AFC Wild Card round

### COLLEGE:

- Played four seasons (2012-15) at Michigan State University in East Lansing, Mich. after redshirting the 2011 campaign
- Three-year letterwinner played in 39 career games, including 24 starts for the Spartans
- Two-year starter on the defensive line (2014-15)
- Had 60 career tackles, including 10.5 for losses and 4.5 sacks
- Named honorable mention All-Big Ten (media) as a senior in 2015 after recording a career-high 31 tackles, including 5.5 for losses (26 yards) and 2.0 sacks (11 yards)
- Earned his bachelor's degree in interdisciplinary studies in social science in December 2015
- Collected six tackles in two bowl games (2015 Cotton, 2015 College Football Playoff Semifinal at Cotton Bowl)
- Had a productive game in the 2015 Cotton Bowl Classic win over No. 4 Baylor, tallying three stops
- Graduated with a bachelor's degree in criminal justice

### PERSONAL:

- Attended Mount Healthy Jr/Sr High School in Cincinnati

## 2017 STATISTICS

REGULAR SEASON				TACKLES					SACKS		INTERCEPTIONS					FUMBLES				
Date	Opp	GP	GS	Tot	Solo	Asst	QBH	TFL	Sk	Yds	Int	Yds	Lg	TD	PD	FF	FR	Yds	TD	
9/10	JAX	1	1	2	1	1	0	0	0.0	0.0	0	0	0	0	0	0	0	0	0	0
9/14	at CIN	1	1	1	0	1	0	0	0.0	0.0	0	0	0	0	0	0	0	0	0	0
9/24	at NE	1	1	0	0	0	0	0	0.0	0.0	0	0	0	0	0	0	0	0	0	0
10/1	TEN	1	1	1	1	0	0	0	0.0	0.0	0	0	0	0	0	0	0	0	0	0
10/8	KC	1	0	4	4	0	1	1	1.0	1.0	0	0	0	0	0	0	0	0	0	0
10/15	CLE	1	1	1	1	0	0	0	0.0	0.0	0	0	0	0	0	0	0	0	0	0
10/29	at SEA																			
11/5	IND																			
11/12	at LAR																			
11/19	ARI	1	1	2	1	1	0	0	0.0	0.0	0	0	0	0	0	0	0	0	0	0
11/27	at BAL	1	1	1	0	1	0	0	0.0	0.0	0	0	0	0	0	0	0	0	0	0
12/3	at TEN	1	1	1	1	0	0	0	0.0	0.0	0	0	0	0	0	0	0	0	0	0
12/10	SF	-	-	-	-	-	-	-	-	-	-	-	-	-	-	-	-	-	-	-
12/17	at JAX	-	-	-	-	-	-	-	-	-	-	-	-	-	-	-	-	-	-	-
12/25	PIT	-	-	-	-	-	-	-	-	-	-	-	-	-	-	-	-	-	-	-
12/31	at IND	-	-	-	-	-	-	-	-	-	-	-	-	-	-	-	-	-	-	-
<b>Totals</b>		<b>9</b>	<b>8</b>	<b>13</b>	<b>9</b>	<b>4</b>	<b>1</b>	<b>1</b>	<b>1.0</b>	<b>1.0</b>	<b>0</b>	<b>0</b>	<b>0</b>	<b>0</b>	<b>0</b>	<b>0</b>	<b>0</b>	<b>0</b>	<b>0</b>	<b>0</b>

## CAREER STATISTICS

REGULAR SEASON				TACKLES					SACKS		INTERCEPTIONS					FUMBLES				
Year	Team	GP	GS	Tot	Solo	Asst	QBH	TFL	Sk	Yds	Int	Yds	Lg	TD	PD	FF	FR	Yds	TD	
2016	HOU	12	6	8	5	3	4	2	2.0	11.0	0	0	0	0	0	0	0	0	0	0
2017	HOU	9	8	13	9	4	1	1	1.0	1.0	0	0	0	0	0	0	0	0	0	0
<b>Totals</b>		<b>21</b>	<b>14</b>	<b>21</b>	<b>14</b>	<b>7</b>	<b>5</b>	<b>3</b>	<b>3.0</b>	<b>12.0</b>	<b>0</b>	<b>0</b>	<b>0</b>	<b>0</b>	<b>0</b>	<b>0</b>	<b>0</b>	<b>0</b>	<b>0</b>	<b>0</b>
POSTSEASON				TACKLES					SACKS		INTERCEPTIONS					FUMBLES				
Year	Team	GP	GS	Tot	Solo	Asst	QBH	TFL	Sk	Yds	Int	Yds	Lg	TD	PD	FF	FR	Yds	TD	
2016	HOU	2	0	2	2	0	0	0	0.0	0.0	0	0	0	0	0	0	0	0	0	0
<b>Totals</b>		<b>2</b>	<b>0</b>	<b>2</b>	<b>2</b>	<b>0</b>	<b>0</b>	<b>0</b>	<b>0.0</b>	<b>0.0</b>	<b>0</b>	<b>0</b>	<b>0</b>	<b>0</b>	<b>0</b>	<b>0</b>	<b>0</b>	<b>0</b>	<b>0</b>	<b>0</b>

- Represented the Ohio All-Stars in the June 2011 Big 33 Classic in Hershey, Pennsylvania
- Rated among the nation's top defensive ends by Scout.com (No. 26)
- Named to SuperPrep's and PrepStar's All-Midwest Teams
- Ranked among Ohio's top seniors by Rivals.com (No. 49)
- Three-year starter for Coach Arvie Crouch
- Two-time first-team All-Ohio (Division II) selection by The Associated Press
- Named AP All-Ohio Division II Co-Defensive Player of the Year as a senior
- Two-time first-team AP Southwest All-District pick
- Selected AP Southwest All-District Defensive Player of the Year in 2010
- Two-time first-team all-conference choice
- Voted Fort Ancient Valley Conference Co-Athlete of the Year as a senior
- Produced 5.0 sacks in 2010
- Named to Cincinnati Enquirer's All-Area (Division II-VI) Team as a junior
- Recorded 41 tackles (22 solos, 19 assists) in 2009, finishing third in the conference with 6.5 sacks





## DEANDRE HOPKINS

(dee-ANDRE)

WIDE RECEIVER | 6-1 | 210 | CLEMSON

Hometown: Central, S.C. | 5th NFL Season | 5th with Texans | Age: 25  
 Acquired: D1-'13 | 2017 GP/GS: 12/12 | Career GP/GS (Playoffs): 76/76 (3/3)  
 Teams: Houston 2013-17

# 10

### TRANSACTIONS:

Selected by the Houston Texans with the 27th pick in the first round (27th overall) of the 2013 NFL Draft.

### HONORS:

- 2013 PFWA All-Rookie Team
- 2013 Texans Rookie of the Year
- NFL Offensive Rookie of the Month (Sept. 2013)
- AFC Offensive Player of the Week (Week 6, 2015)
- 2015 Pro Bowl
- 2015 AP NFL All-Pro Second Team

### CAREER:

- Ranks second in franchise history with 5,571 yards receiving and 32 receiving touchdowns while ranking second with 394 career receptions
- Currently the Texans all-time leader in yards per reception at 14.1
- Has 17 100-yard games in his career, which is second-most in franchise history and tied with Andre Johnson (17 from 2003-07) for the most 100-yard receiving games in the first five years of a player's career in franchise history
- Extended his streak of consecutive regular season games started to 76, which ranks second among all active NFL wide receivers, and has caught a pass in all 76 games played
- Became the third-youngest wide receiver in NFL history to reach 5,000 career receiving yards at 25 years, four months and 24 days old (behind only Randy Moss and Larry Fitzgerald) and became the second-youngest wide receiver in NFL history to 350 receptions at 25 years, four months and three days old (behind only Larry Fitzgerald)
- Owns the third-most career receiving yards (201) in Texans postseason history
- Recorded a reception in his first 76 career games, the longest streak to start a Texans career and the 12th-longest streak to start a career in NFL history
- Passed WR Andre Johnson (3,953 from 2003-06) for the most receiving yards by a Texans player in the first four seasons of his career, vs. Detroit (10/30/16)
- Passed Andre Johnson (311 from 2003-06) for the most receptions (312) in the first four years of a player's career in Texans history, at Tennessee (1/1/17)
- His 11 receptions and 136 receiving yards in the playoffs are the fourth-highest totals in Texans postseason history
- At 23 years, 169 days old, became the third-youngest player in NFL history to reach 200 career receptions and 3,000 career receiving yards, behind only WR Larry Fitzgerald (23 years, 108 days) and WR David Boston (23 years, 126 days)
- Became the third wide receiver in NFL history at age 23-or-younger with 1,400 receiving yards and 11 receiving touchdowns in a season (Issac Bruce, Randy Moss)
- Became the first player in NFL history with at least nine catches and 145 receiving yards in three consecutive games (Weeks 4-6, 2015)
- Passed WR Andre Johnson for the most receptions (239), receiving yards (3,533), receiving touchdowns (19) and 100-yard receiving games (11) in a player's first three seasons in franchise history
- Set a franchise record for the most receiving touchdowns in a single season (10) in 2015, surpassing WR Andre Johnson's previous record of nine in 2009
- The 25th player in NFL history to amass 2,000 yards receiving through his first two seasons
- Became the second player in franchise history to eclipse the 1,000-yard mark in 2014 (WR Andre Johnson 2004, 06, 2008-10, 2012-13). Accomplished the feat vs. Tennessee (11/30/14) in the 12th game of the season
- Reached 1,000 career yards receiving in his 19th game
- Reached 2,000 career yards receiving in his 31st game. The second youngest (22 years, 198 days) player in NFL history to reach 2,000 yards
- Became the fastest player in team history to reach 3,000 receiving yards, doing so in his 42nd career game. The previous record was held by Andre Johnson (48 games)

### 2017 STATISTICS

REGULAR SEASON				RECEIVING					RUSHING				
Date	Opp	GP	GS	Rec	Yds	Avg	Lg	TD	Att	Yds	Avg	Lg	TD
9/10	JAX	1	1	7	55	7.9	12	1	0	0	0.0	0	0
9/14	at CIN	1	1	7	73	10.4	25	0	0	0	0.0	0	0
9/24	at NE	1	1	7	76	10.9	21	0	0	0	0.0	0	0
10/1	TEN	1	1	10	107	10.7	21	1	0	0	0.0	0	0
10/8	KC	1	1	4	52	13.0	34t	3	0	0	0.0	0	0
10/15	CLE	1	1	2	19	9.5	16	1	0	0	0.0	0	0
10/29	at SEA	1	1	8	224	28.0	72t	1	0	0	0.0	0	0
11/5	IND	1	1	6	86	14.3	34t	1	0	0	0.0	0	0
11/12	at LAR	1	1	7	111	15.9	36	0	0	0	0.0	0	0
11/19	ARI	1	1	4	76	19.0	34	1	0	0	0.0	0	0
11/27	BAL	1	1	7	125	17.9	39	0	0	0	0.0	0	0
12/3	at TEN	1	1	8	80	10.0	17	0	0	0	0.0	0	0
12/10	SF	-	-	-	-	-	-	-	-	-	-	-	-
12/17	at JAX	-	-	-	-	-	-	-	-	-	-	-	-
12/25	PIT	-	-	-	-	-	-	-	-	-	-	-	-
12/31	at IND	-	-	-	-	-	-	-	-	-	-	-	-
<b>Totals</b>		<b>12</b>	<b>12</b>	<b>77</b>	<b>1,084</b>	<b>14.1</b>	<b>72t</b>	<b>9</b>	<b>0</b>	<b>0</b>	<b>0.0</b>	<b>0</b>	<b>0</b>

### CAREER STATISTICS

REGULAR SEASON				RECEIVING					RUSHING				
Year	Team	GP	GS	Rec	Yds	Avg	Lg	TD	Att	Yds	Avg	Lg	TD
2013	HOU	16	16	52	802	15.4	66	2	0	0	0.0	0	0
2014	HOU	16	16	76	1,210	15.9	76t	6	0	0	0.0	0	0
2015	HOU	16	16	111	1,521	13.7	61t	11	0	0	0.0	0	0
2016	HOU	16	16	78	954	12.2	51	4	0	0	0.0	0	0
2017	HOU	12	12	77	1,084	14.1	72t	9	0	0	0.0	0	0
<b>Totals</b>		<b>76</b>	<b>76</b>	<b>394</b>	<b>5,571</b>	<b>14.1</b>	<b>76t</b>	<b>32</b>	<b>0</b>	<b>0</b>	<b>0.0</b>	<b>0</b>	<b>0</b>
POSTSEASON				RECEIVING					RUSHING				
Year	Team	GP	GS	Rec	Yds	Avg	Lg	TD	Att	Yds	Avg	Lg	TD
2015	HOU	1	1	6	69	11.5	17	0	0	0	0.0	0	0
2016	HOU	2	2	11	132	12.0	38	1	0	0	0.0	0	0
<b>Totals</b>		<b>3</b>	<b>3</b>	<b>17</b>	<b>201</b>	<b>11.8</b>	<b>38</b>	<b>1</b>	<b>0</b>	<b>0</b>	<b>0.0</b>	<b>0</b>	<b>0</b>

### ADDITIONAL STATISTICS

Regular Season Misc. Tackles (14): 2013 - 3; 2014 - 1; 2015 - 4; 2016 - 6 | Postseason Misc. Tackles (2): 2015 - 1; 2016 - 1

### CAREER GAME HIGHS

Receptions: 11 vs. IND, 10/8/15 (169 yards) | Receiving Yards: 238 vs. TEN, 11/30/14 (9 receptions)  
 Receiving Touchdowns: 3 vs. Kansas City, 10/8/17 | Receiving Long: 76t vs. WAS, 9/7/14

- Reached 100 career catches in his 27th game
- Became the fastest player in team history to reach 200 receptions, doing so in his 42nd career game. The previous record was held by WR Andre Johnson (43 games)
- Became the first player in team history to accumulate 1,000 receiving yards in the first 10 games of a season (2015)
- Second player under the age of 24 to amass 3,500 career receiving yards (Randy Moss)
- Had a career-high 238 yards vs. Tennessee (11/30/14), which was the fourth 200-yard receiving game in franchise history. Averaged 26.4 yards per reception, which was the highest single-game average for a player with at least five receptions in franchise history
- His six 100-yard games in 2015 tied for the second-most in a season in franchise history
- Had a streak of four consecutive 100-yard receiving games from Week 3 to 6 in 2015, which is tied for the longest in franchise history
- Became the second player in franchise history to record a 100-catch season in 2015
- Had 81 receptions through 11 games in 2015, which was the most by any player 23-or-younger in NFL history
- In 2015, set single-season career highs in receptions (111), receiving yards (1,521), receiving touchdowns (11) and 100-yard receiving games (six) in 2015. Ranked third in the NFL in receptions and receiving yards and tied for seventh in receiving touchdowns
- Finished the 2015 regular season with the third-most receptions (111), fourth-most receiving yards (1,521) and the most receiving touchdowns (11) in a single season in franchise history

## DEANDRE HOPKINS

### 2017 (Houston 12/12):

- Registered game-highs with seven receptions for 55 yards in the season opener vs. Jacksonville (9/10). With a touchdown reception in the season opener, Hopkins has recorded a receiving score in four consecutive Week 1's
- Caught seven passes for the second consecutive week and totaled 73 yards at Cincinnati (9/14). This marks the first time Hopkins has recorded seven-plus receptions in consecutive games to open a season and the third time he's had this streak at any point in his career.
- Caught seven passes for the third straight game and tallied a season-high 76 yards at New England (9/24). Hopkins passed Owen Daniels for the second-most receiving yards (4,617) and third-most scrimmage yards (4,617) in team history
- Started his 68th consecutive game, the second longest active streak by a receiver in the NFL, vs. Tennessee (10/1) and recorded 10 receptions, the second highest total in his career, for 107 yards and one touchdown. Dating back to last season, Hopkins has caught at least seven passes in five consecutive games, which is the longest streak in the NFL. With the performance, Hopkins moves into sole possession of second place in team history with 25 touchdown receptions and recorded the 14th 100-yard performance of his career.
- Posted four receptions for 52 yards and a career-best three touchdown receptions vs. Kansas City (10/8). He became the second player in team history with three-or-more touchdown receptions in a single game and passed Kevin Walter (25) for the fifth most touchdowns in franchise history. Through the first five weeks of the season, Hopkins ranks second in the NFL in receptions (35) and touchdown receptions (five)
- Caught two passes for 19 yards and one touchdown vs. Cleveland (10/15). Hopkins has recorded five touchdowns in his last three games for the first time in his career and is on the second three-game scoring streak of his career. Hopkins is now tied with Owen Daniels for the second-most receiving touchdowns in team history with 29
- Caught eight passes for 224 yards and one touchdown at Seattle (10/29). The 224 receiving yards are the most in the NFL this season and second-most in Hopkins' career. Hopkins becomes the fourth player in franchise history to record a touchdown reception in four straight games and is the only player in team history to catch six touchdowns in a four-game span. Hopkins is the 10th player in NFL history to notch 224-or-more yards and a touchdown in a game on two separate occasions and topped 5,000 receiving yards for his career
- Finished with a team-high six receptions for a team-high 86 yards and one touchdown vs. Indianapolis (11/5). He became the first player in franchise history to record a receiving touchdown in five straight games and the first since Dolphins WR Kenny Stills from Week 14 of the 2016 season to Week 2 of the 2017 season. Tied for the third-most receiving touchdowns in a single season in franchise history (eight)
- Led the team with seven receptions for 111 yards at the Los Angeles Rams (11/12). Passed Andre Johnson (371 from 2003-07) for the most receptions through a player's first five seasons in franchise history. Recorded the 16th 100-yard game of his career and third of the season, tied for the second-most in the NFL
- Caught four passes for a team-high 76 yards and one touchdown vs. Arizona (11/19). Became the first player in team history and only player this season to record a touchdown reception in six consecutive home games and leads the NFL with nine touchdown receptions through 10 games played
- Finished with a game-high seven receptions for a game-high 125 yards (17.9 yards per reception average) at Baltimore (11/27). With the performance, Hopkins became the fourth NFL player to top 1,000 receiving yards on the season, tied Andre Johnson (2003-07) for the most 100-yard games through a player's first five seasons in team history (17), passed Owen Daniels (385) for the second-most receptions in team history, recorded his eighth game of 70-or-more receiving yards to tie Julio Jones for the NFL lead and recorded his seventh game of seven-or-more receptions this season, which leads the NFL
- Produced game-highs with eight receptions for 80 yards at Tennessee (12/3). Notched his ninth game of 70-or-more yards this season and eighth game of seven-or-more reception, leading the NFL in both categories

### 2016 (Houston 16/16, 2/2):

- Finished tied for second in the NFL in third-down receptions (28), tied for 24th in receptions (78) and 29th in receiving yards (954)
- Led the team in receptions, receiving yards and tied for the lead in touchdowns
- Finished tied for the team lead with five receptions for 54 yards and a touchdown in the season opener vs. Chicago (9/11)
- Scored on a 23-yard touchdown pass in the second quarter, marking his 20th career touchdown reception and third straight season opener (2014-16) with a touchdown, vs. Chicago (9/11)
- Also recorded his fourth career touchdown in Week 1 games, which passes former Texans WR Andre Johnson for the most in team history, vs. Chicago (9/11)
- Led the team with seven receptions for 113 yards and a touchdown, which marked his 12th career 100-yard receiving performance, vs. Kansas City (9/18)
- Led the team with a season-high nine receptions, his most in a single game since Week 6 of the 2015 season, for 71 yards vs. Indianapolis (10/16) in Week 6
- Finished second on the team with four receptions for a team-leading 44 yards vs. Detroit (10/30) in Week 8
- Passed Andre Johnson (3,953 from 2003-06) for the most receiving yards by a Texans player in the first four seasons of his career, vs. Detroit (10/30)

- Surpassed 4,000 receiving yards for his career with a team-high five receptions for 48 yards at Jacksonville (11/13) in Week 10
- Finished second on the team with five receptions for 58 yards at Oakland (11/21) in Week 11
- Led the team with five receptions for 70 yards, averaging 14.0 yards per catch, vs. San Diego (11/27) in Week 12
- Finished with three receptions for 58 yards, including a 44-yard touchdown grab in the fourth quarter that marked his longest reception of the season, at Green Bay (12/4) in Week 13
- Led the team with eight receptions for 87 yards, as he surpassed 300 receptions for his career, vs. Jacksonville (12/18) in Week 15
- Totaled three receptions for a team-leading 43 receiving yards vs. Cincinnati (12/24)
- Recorded seven receptions for a season-high 123 yards, marking his second 100-yard game of the season, at Tennessee (1/1/17) in Week 17
- Led the team with five receptions for 67 yards and his first career postseason touchdown vs. Oakland (1/7/17) in the AFC Wild Card round
- Posted team highs of six receptions for 65 yards at New England (1/14/17) in the AFC Divisional round

### 2015 (Houston 16/16, 1/1):

- Earned Pro Bowl and Associated Press NFL All-Pro Second Team honors
- Started all 16 games and set career highs with 111 receptions, 1,521 yards, six 100-yard receiving games and a franchise-record 11 receiving touchdowns
- Ranked third in the NFL in receptions and yards and tied for seventh in receiving touchdowns
- Finished the regular season with the third-most receptions, fourth-most receiving yards and the most receiving touchdowns in a single season in franchise history
- Passed WR Andre Johnson for the most receptions (239), receiving yards (3,533), receiving touchdowns (19) and 100-yard receiving games (11) in a player's first three seasons in franchise history
- Led both teams with 98 receiving yards and two receiving touchdowns on nine receptions vs. Kansas City (9/13). Scored 14 total points (two receiving touchdowns, one two-point conversion), which was the second-highest single-game total by a wide receiver in team history. Caught a touchdown pass in his third consecutive home opener (2013-15). Passed RB Arian Foster (2,041) for the fourth-most career receiving yards in team history
- Finished with five receptions for 53 yards at Carolina (9/20)
- Led the team with eight receptions for 101 yards (12.6 avg.) and a touchdown vs. Tampa Bay (9/27). Had three receiving touchdowns in the first three games, which tied for the most by a Texans player through the first three games of a season. Tied WR Jacoby Jones (11) for the seventh-most career touchdown receptions in team history
- Recorded 157 receiving yards with nine receptions at Atlanta (10/4). Posted back-to-back 100-yard receiving games for the first time in his career (Weeks 3-4)
- Led the team with a career-high 11 catches for 169 yards and posted his first career game with 10-or-more receptions vs. Indianapolis (10/8)
- Caught 10 passes for 148 yards and two touchdowns at Jacksonville (10/18). Recorded his fourth consecutive 100-yard receiving game, which tied the franchise record (WR Andre Johnson, 2008). Became the first player in NFL history with at least nine catches and 145 receiving yards in three consecutive games (Weeks 4-6). Had the second-most receptions (52) and fourth-most yards (726) through six games in NFL history. Second player in team history with back-to-back games with 10 catches. Tied WR Corey Bradford (five) for the most receiving touchdowns in the first six games of a season in Texans history. Passed WR Jabar Gaffney (171) for the fifth-most career receptions in team history. Passed RB Steve Slaton (2,643) for the sixth-most career scrimmage yards in team history
- Passed WR Andre Johnson (35 in 2006) for the second-most receptions in a single October in Texans history. Finished the month with 36 receptions for 524 yards and two touchdowns. His receiving yards totals also ranked as the second-most in October in team history
- Caught six passes for 50 yards in the game at Miami (10/25). Ended a streak of consecutive 100-yard receiving games at four, which tied the franchise record (Weeks 3-6)
- Led the team with eight receptions for 94 yards and a touchdown vs. Tennessee (11/1). Passed WR Andre Johnson (2,806) for the most receiving yards in a player's first three seasons in franchise history. Caught a 21-yard touchdown pass from QB Brian Hoyer in the first quarter to give the team a 7-3 lead
- Caught five passes for 57 yards and a touchdown at Cincinnati (11/16). Set a single-season career-high in touchdown receptions, surpassing his previous high of six in 2014. Passed RB Arian Foster (14) for the fifth-most career receiving touchdowns in Texans history
- Led the team with five catches for 118 yards (23.6 avg.) and two touchdowns vs. N.Y. Jets (11/22). Scored a 61-yard receiving touchdown in the second quarter, the second-longest touchdown reception of his career. Scored again on a 20-yard pass in the third quarter to give the team a 24-10 lead
- At 23 years, 169 days old, became the third-youngest player in NFL history to reach 200 career receptions and 3,000 career receiving yards, behind only WR Larry Fitzgerald (23 years, 108 days) and WR David Boston (23 years, 126 days)
- Became the fastest player in team history to reach 200 receptions, doing so in his 42nd career game. The previous record was held by WR Andre Johnson (43 games)
- Became the fastest player in team history to reach 3,000 receiving yards, doing so in his 42nd career game. The previous record was held by WR Andre Johnson (48 games)
- Became the first player in team history to accumulate 1,000 receiving yards in the first 10 games of a season
- Notched his 10th career 100-yard receiving game, passing WR Andre Johnson (nine) for the most 100-yard receiving games in a player's first three seasons in team history
- Tied TE Owen Daniels (four) for the second-most career multiple-touchdown games in Tex-

## DEANDRE HOPKINS

ans history

- Tied WR Andre Johnson (three in 2009) for the most multiple-touchdown games in a single season in team history
- Caught five passes for 36 yards vs. New Orleans (11/29). Passed WR Andre Johnson (208) for the most receptions in a player's first three seasons in team history. His 81 receptions were the most by any player 23-or-younger through 11 team games in NFL history, according to Elias. Set a single-season career-high in receptions, surpassing his previous best of 76 in 2014
- Caught five passes for 88 yards and a touchdown at Buffalo (12/6). Scored on a 29-yard pass from QB Brian Hoyer in the fourth quarter to tie the game at 21
- Caught three passes for 52 yards (17.3 avg.), including a long of 40 yards, vs. New England (12/13). Set a single-season career-high in receiving yards, surpassing his previous high of 1,210 receiving yards in 2014
- Led the team with eight receptions for 94 yards at Indianapolis (12/20)
- Led the team with seven receptions for 117 yards, including a long reception of 44 yards, and a touchdown at Tennessee (12/27). With his third reception of the game in the second quarter, became the second player in franchise history to record a 100-catch season. Passed WR Andre Johnson (103 in 2006) for the fourth-most receptions in a single season in team history. Passed WR Andre Johnson (1,407 in 2013) for the fourth-most receiving yards in a single season in Texans history. Scored his 11th touchdown of the season and 19th of his career on a 15-yard reception from QB Brandon Weeden in the third quarter, which was a franchise record for the most receiving touchdowns in a single season. Increased his season totals to 104 receptions for 1,432 yards and 11 touchdowns. Logged his sixth 100-yard game of the season, which tied for the second-most such games in a season in franchise history
- Became just the third wide receiver in NFL history at age 23-or-younger with 1,400 receiving yards and 11 receiving touchdowns in a season (WR Issac Bruce, WR Randy Moss)
- Led the team with seven receptions for 89 yards, including a long of 20 yards vs. Jacksonville (1/3/16)
- Extended his streak of consecutive regular season games started to 48, which ranked second among all active NFL wide receivers
- Caught a pass in his 48th straight regular season game
- In his first career playoff start, led the team with six receptions for 69 yards in the AFC Wild Card Game vs. Kansas City (1/9/16). His receiving yardage total ranked as the sixth-highest mark in a postseason game in Texans history, while his reception total ranked seventh

### 2014 (Houston 16/16):

- Named a Pro Bowl alternate after becoming the second player in franchise history to eclipse the 1,000-yard mark. Finished his second NFL season with 76 catches for 1,210 yards and six touchdowns
- Hauled in a career long 76-yard touchdown in the second quarter in a win vs. Washington (9/7). Finished the game with four receptions for 89 yards
- Scored a 12-yard touchdown and finished with 22 yards at Oakland (9/14)
- Registered a six-catch, 116-yard performance and went over the 1,000-yard mark for his career against the N.Y. Giants (9/21) in Week 3. Recorded the second 100-yard game of his career
- Set a career high for touchdowns in a season (3) when he caught a 35-yard touchdown pass against Buffalo (9/28) in Week 4. Finished the game with five catches for 64 yards
- Led the team with six receptions for 63 yards at Dallas (10/5) in Week 5
- Posted his third career game with 100 yards receiving, catching six passes for 108 yards at Pittsburgh (10/20) in Week 7
- Moved into eighth place on the franchise's yards receiving list with five receptions for 95 yards at Tennessee (10/26) in Week 8. Entered the game with 1,276 yards receiving and passed RB Domanick Williams (1,276) and TE Joel Dreessen (1,323)
- Recorded his third 100-yard receiving game of the season and fourth of his career vs. Philadelphia (11/2) in Week 9. Caught six passes for 115 yards and a touchdown and tied TE Owen Daniels for the second-most 100-yard receiving games in franchise history with four. Recorded Houston's fourth takeaway of the game, recovering LB DeMeco Ryans' fumble at the Philadelphia 7-yard line in the fourth quarter
- Caught four passes for 80 yards with a long of 41 at Cleveland (11/16) in Week 11
- Caught his 100th career pass and passed his single-season career high (802 yards) in Week 12 vs. Cincinnati. Finished with five catches for 39 yards
- Had career-highs of 238 yards receiving, two touchdowns receiving and nine receptions vs. Tennessee (11/30) in Week 13. It was the fourth 200-yard receiving game and second highest total in franchise history. Averaged 26.4 yards per reception, the highest single-game average for a player with at least five receptions in franchise history. Tied a franchise single-game record with four receptions of 25-plus yards. Became the second player in franchise history to eclipse the 1,000-yard mark in franchise history. Had 117 yards receiving in the first half and 121 in the second half, the first time in his career he had over 100 yards in a single half
- Made four catches for 49 yards at Jacksonville (12/7) in Week 14. Also recovered an offensive fumble to keep a drive alive
- Led all receivers with five receptions for 77 yards at Indianapolis (12/14) in Week 15
- Caught five passes for 38 yards vs. Baltimore (12/21). Became the fifth player in franchise history with more than 2,000 receiving yards and the second-youngest (22 years, 198 days) player in NFL history to reach 2,000 yards receiving. Became the 25th player in NFL history

with 2,000 yards receiving through his first two seasons

### 2013 (Houston 16/16):

- Started all 16 games at wide receiver and finished the season with 52 receptions for 802 yards (15.4 avg.), ranking second in both categories among rookies in franchise history to Andre Johnson's 66 receptions for 976 yards in 2003
- Earned a spot on the PFWA All-Rookie Team and was voted the Texans Rookie of the Year by teammates
- Caught at least one pass in all 16 games
- Named NFL Offensive Rookie of the Month in September after finishing the month with 20 receptions for 270 yards (13.5 avg.) and a touchdown
- Made his first career start at wide receiver in his NFL debut and recorded five receptions for 66 yards (13.2 avg.) at San Diego (9/9) in Week 1
- Recorded seven receptions for 117 yards (16.7 avg.) and the game-winning touchdown in overtime vs. Tennessee (9/15) to become the youngest player in NFL history to score the game-winning touchdown in overtime at 21 years and 101 days
- Had the second-most yards receiving ever by a Texans rookie vs. Tennessee in Week 2, (WR Andre Johnson, 122 at Buffalo, 11/16/03) and tied for the second-most receptions by a rookie in franchise history
- Recorded a game-high six receptions for 60 yards at Baltimore (9/22) in Week 3
- Recorded three receptions for 76 yards (25.3 avg.) and a touchdown at Kansas City (10/20) in Week 7
- Recorded a game-high six receptions for 69 yards (11.5 avg.) at Arizona (11/10)
- Caught two passes for 77 yards (38.5 avg.), including a career-long and franchise-long reception by a rookie 66-yarder vs. New England (12/1) in Week 13

### COLLEGE:

- Played three seasons (2010-12) at Clemson (S.C.) University
- Appeared in 39 games, starting 32 contests for the Tigers
- Had 206 receptions for 3,020 yards (14.7 avg) and 27 touchdowns, adding 32 yards on a pair of kickoff returns and 82 yards on 12 punt returns (6.8 avg), to amass 3,134 all-purpose yards, an average of 80.4 yards per game
- The only player in Clemson history with multiple 100-yard receiving performances in bowl games (105 vs. South Florida in the 2010 Meineke Car Care Bowl; 107 vs. West Virginia in the 2012 Orange Bowl; 191 yards vs. Louisiana State in the 2012 Chick-fil-A Bowl), as he tallied 32 receptions for 403 yards and three touchdowns in three postseason appearances
- His 206 receptions rank seventh in Atlantic Coast Conference history and second on the school career list, topped by only WR Aaron Kelly (232; 2005-08), as they are the only Tigers to ever catch 200 passes for the university
- His 3,020 receiving yards are the sixth-highest total by an ACC player and set a school record, breaking the previous mark of 2,733 yards by WR Aaron Kelly
- Was the sixth player from an ACC institution to gain 3,000 yards receiving in a career, joining WR Conner Vernon of Duke (3,749; 2009-12), WR Peter Warrick of Florida State (3,517; 1996-99), WR Torry Holt of North Carolina State (3,379; 1995-98), WR Clarkston Hines of Duke (3,318; 1986-89) and WR Jerricho Cotchery of North Carolina State (3,119; 2000-03)
- His 27 touchdown grabs tied WR Herman Moore of Virginia (1988-90) for eighth on the ACC all-time record chart, as it also set a school record
- Majored in community recreation, sport and camp management

### PERSONAL:

- Attended D.W. Daniel High School in Central, S.C., playing football for Head Coach Randy Robinson
- Registered 57 receptions for 1,266 yards and 18 touchdowns on offense and 28 interceptions, returning five for touchdowns on defense
- Had 11 punt returns for 289 yards and three touchdowns, along with two kickoff returns for 119 yards and one score as a senior
- Rated the 12th-best receiver in the nation and the state's eighth-best overall prospect by Rivals.com, and was the 14th-ranked cornerback by Scout.com and ESPN rated him the 29th-best athlete
- Super Prep's sixth-ranked athlete in the state, he received All-State first-team honors from the Charlotte Observer and The State, adding All-Southern honors from the Orlando Sentinel
- A finalist for state "Mr. Football" accolades, he was twice named All-State (defense) by the Associated Press
- Participated in the Offense-Defense All American game and the Shrine Bowl
- Two-time Seneca Daily Journal Player-of-the-Year and Anderson Independent Player-of-the-Year choice, in addition to receiving Class AAA All-State honors from the High School Sports Report as a junior and senior
- Added co-region player-of-the-year recognition as a senior and was a three-time all-region pick
- Led D.W. Daniel High to a 37-4 record during his gridiron career
- Was also a four-year starter for the school's basketball team, a three-time All-State choice who tallied more than 1,300 points, 400 rebounds, 600 assists, and 200 steals in his career
- Uncle, the late Terry Smith, had 162 receptions as a Clemson Tiger from 1990-93



## KAREEM JACKSON

CORNERBACK | 5-10 | 190 | ALABAMA

Hometown: Macon, Ga. | 8th NFL Season | 8th with Texans | Age: 29  
 Acquired: D1-'10 | 2017 GP/GS: 12/10 | Career GP/GS (Playoffs): 112/104 (7/7)  
 Teams: Houston 2010-17

# 25

### TRANSACTIONS:

Selected by the Houston Texans with the 20th pick in the first round (20th overall) of the 2010 NFL Draft...Re-signed with the Texans on March 9, 2015.

### CAREER:

- 2010 first-round draft pick
- Tied with Dunta Robinson for the second-most interceptions in Texans history with 13
- Second in team history with 66 career passes defended
- Third in Texans history with 455 career tackles
- Tied for sixth in team history with 112 career games played
- Ranks third in Texans history with 29 career postseason tackles
- One of three players (CB Johnathan Joseph and LS Jon Weeks) to play in every postseason game in Texans history
- Scored the first interception return for touchdown of his career at any level when he picked off Titans QB Matt Hasselbeck and returned it 63 yards vs. Tennessee (9/30/12)
- Had his first multi-interception day vs. Baltimore (12/21/14)

### 2017 (Houston 12/10):

- Recorded six tackles in the season opener vs. Jacksonville (9/10)
- Led the team with seven combined tackles and recorded one quarterback hit, two tackles for loss, his first forced fumble in two seasons and his first career sack at Cincinnati (9/14)
- Started his first game of the season and tallied six tackles and one pass defended at New England (9/24)
- Started his second consecutive game and recorded three tackles vs. Tennessee (10/1)
- Started his third consecutive game and made five tackles vs. Kansas City (10/8)
- Started his fourth straight game and added his fifth game of five-or-more tackles on the season vs. Cleveland (10/15)
- Started his fifth consecutive game and posted five total tackles and one tackle for loss at Seattle (10/29)
- Made his 100th career start and produced three tackles, one tackle for loss and one pass defended vs. Indianapolis (11/5)
- Finished with five combined tackles at the Los Angeles Rams (11/12). His seven games of five-or-more combined tackles rank second among all cornerbacks, his 46 total tackles are tied for fourth among all cornerbacks and his four tackles for loss are tied for the most among all cornerbacks
- Recorded seven tackles with a season-best six solo stops vs. Arizona (11/19)
- Produced three solo tackles at Baltimore (11/27)
- Tallied three tackles and one pass defended at Tennessee (12/3)

### 2016 (Houston 14/13, 2/2):

- Tied for second on the team with five tackles (four solo), including one for loss in the season opener vs. Chicago (9/11)
- Finished second on the team with six tackles (all solo) and added one pass defended vs. Kansas City (9/18)
- Tied for second on the team with seven tackles, including four solo stops, at New England

### 2017 STATISTICS

REGULAR SEASON				TACKLES					SACKS		INTERCEPTIONS					FUMBLES				
Date	Opp	GP	GS	Tot	Solo	Asst	QBH	TFL	Sk	Yds	Int	Yds	Lg	TD	PD	FF	FR	Yds	TD	
9/10	JAX	1	0	6	4	2	0	0	0.0	0.0	0	0	0	0	0	0	0	0	0	0
9/14	at CIN	1	0	8	5	3	1	2	1.0	4.0	0	0	0	0	0	1	0	0	0	0
9/24	at NE	1	1	6	5	1	0	0	0.0	0.0	0	0	0	0	1	0	0	0	0	0
10/1	TEN	1	1	3	2	1	0	0	0.0	0.0	0	0	0	0	0	0	0	0	0	0
10/8	KC	1	1	5	3	2	0	0	0.0	0.0	0	0	0	0	0	0	0	0	0	0
10/15	CLE	1	1	5	2	3	0	0	0.0	0.0	0	0	0	0	1	0	0	0	0	0
10/29	at SEA	1	1	5	4	1	0	1	0.0	0.0	0	0	0	0	0	0	0	0	0	0
11/5	IND	1	1	3	2	1	0	1	0.0	0.0	0	0	0	0	1	0	0	0	0	0
11/12	at LAR	1	1	5	4	1	0	0	0.0	0.0	0	0	0	0	0	0	0	0	0	0
11/19	ARI	1	1	7	6	1	0	0	0.0	0.0	0	0	0	0	1	0	0	0	0	0
11/27	at BAL	1	1	3	3	0	0	0	0.0	0.0	0	0	0	0	0	0	0	0	0	0
12/3	at TEN	1	1	3	3	0	0	0	0.0	0.0	0	0	0	0	1	0	0	0	0	0
12/10	SF	-	-	-	-	-	-	-	-	-	-	-	-	-	-	-	-	-	-	-
12/17	at JAX	-	-	-	-	-	-	-	-	-	-	-	-	-	-	-	-	-	-	-
12/25	PIT	-	-	-	-	-	-	-	-	-	-	-	-	-	-	-	-	-	-	-
12/31	at IND	-	-	-	-	-	-	-	-	-	-	-	-	-	-	-	-	-	-	-
<b>Totals</b>		<b>12</b>	<b>10</b>	<b>59</b>	<b>43</b>	<b>16</b>	<b>1</b>	<b>4</b>	<b>1.0</b>	<b>4.0</b>	<b>0</b>	<b>0</b>	<b>0</b>	<b>0</b>	<b>5</b>	<b>1</b>	<b>0</b>	<b>0</b>	<b>0</b>	<b>0</b>

### CAREER STATISTICS

REGULAR SEASON				TACKLES					SACKS		INTERCEPTIONS					FUMBLES				
Year	Team	GP	GS	Tot	Solo	Asst	QBH	TFL	Sk	Yds	Int	Yds	Lg	TD	PD	FF	FR	Yds	TD	
2010	HOU	16	16	70	57	13	0	1	0.0	0.0	2	23	23	0	10	0	0	0	0	0
2011	HOU	15	13	40	35	5	0	2	0.0	0.0	1	0	0	0	6	1	0	0	0	0
2012	HOU	16	15	53	47	6	0	1	0.0	0.0	4	71	63t	1	17	0	0	0	0	0
2013	HOU	14	14	56	51	5	0	1	0.0	0.0	0	0	0	0	9	0	1	0	0	0
2014	HOU	13	13	57	48	9	1	4	0.0	0.0	3	97	65	0	9	0	0	0	0	0
2015	HOU	12	10	58	52	6	0	1	0.0	0.0	2	77	50	1	6	1	1	34	0	0
2016	HOU	14	13	62	51	11	0	3	0.0	0.0	1	42	42t	1	4	0	0	0	0	0
2017	HOU	12	10	59	43	16	1	4	1.0	4.0	0	0	0	0	5	1	0	0	0	0
<b>Totals</b>		<b>112</b>	<b>104</b>	<b>455</b>	<b>384</b>	<b>71</b>	<b>2</b>	<b>17</b>	<b>1.0</b>	<b>4.0</b>	<b>13</b>	<b>310</b>	<b>65</b>	<b>3</b>	<b>66</b>	<b>3</b>	<b>2</b>	<b>34</b>	<b>0</b>	<b>0</b>
POSTSEASON				TACKLES					SACKS		INTERCEPTIONS					FUMBLES				
Year	Team	GP	GS	Tot	Solo	Asst	QBH	TFL	Sk	Yds	Int	Yds	Lg	TD	PD	FF	FR	Yds	TD	
2011	HOU	2	2	8	7	1	0	0	0.0	0.0	0	0	0	0	1	0	0	0	0	0
2012	HOU	2	2	6	4	2	0	0	0.0	0.0	0	0	0	0	2	0	0	0	0	0
2015	HOU	1	1	7	6	1	0	0	0.0	0.0	0	0	0	0	1	0	0	0	0	0
2016	HOU	2	2	8	4	4	0	0	0.0	0.0	0	0	0	0	0	0	0	0	0	0
<b>Totals</b>		<b>7</b>	<b>7</b>	<b>29</b>	<b>21</b>	<b>8</b>	<b>0</b>	<b>0</b>	<b>0.0</b>	<b>0.0</b>	<b>0</b>	<b>0</b>	<b>0</b>	<b>0</b>	<b>4</b>	<b>0</b>	<b>0</b>	<b>0</b>	<b>0</b>	<b>0</b>

### ADDITIONAL STATISTICS

Touchdowns (3): vs. TEN, 9/30/12 (63-yard INT return); vs. JAX, 1/3/16 (27-yard INT return); at JAX, 11/13/16 (42-yard INT return)

### CAREER GAME HIGHS

Tackles: 9, 2x – last: vs. NE, 12/13/15 | INT: 2 vs. BAL, 12/21/14 | Return Yards: 65 at OAK, 9/14/14  
 PD: 2, 14x – last: vs. IND, 10/8/15 | FR: 1, 2x – last: at IND, 12/20/15 | FF: 1, 2x – last: at TEN, 12/27/15

(9/22) in Week 3

- Notched three solo stops and his second pass defended of the season vs. Tennessee (10/2) in Week 4
- Inactive for Week 5 at Minnesota (10/9) and Week 6 vs. Indianapolis (10/16) with an injury
- Notched five tackles (all solo), one tackle for loss and one pass defended, giving him 60 passes defended for his career, vs. Detroit (10/30) in Week 8
- Intercepted Jaguars QB Blake Bortles and returned it 42 yards for a touchdown, tying him with Dunta Robinson for the most interceptions (13) in Texans history, at Jacksonville (11/13) in Week 10
- Made four solo tackles vs. San Diego (11/27) in Week 12
- Logged five solo tackles at Green Bay (12/4) in Week 13
- Posted a season-high eight tackles (seven solo) at Indianapolis (12/11) in Week 14
- Brought down Bengals WR Cody Core for a 1-yard loss in the first quarter for his third tackle for loss of the season and 13th of his career vs. Cincinnati (12/24) in Week 16
- Played in his 100th career game and made two tackles (one solo) at Tennessee (11/17)

## KAREEM JACKSON

in Week 17, which tied him with Dunta Robinson (396) for the fourth-most career tackles in Texans history

- Tied for fifth on the team with four tackles vs. Oakland (1/7/17) in the AFC Wild Card round

### 2015 (Houston 12/10, 1/1):

- Played in 12 games (10 starts) and contributed with a career-high 58 tackles (52 solo), six passes defended, two interceptions, including one returned for a touchdown, one forced fumble, one fumble recovery and one tackle for loss
- Made six solo tackles vs. Kansas City (9/13)
- Made four tackles (three solo) at Carolina (9/20)
- Posted a team-high six solo tackles vs. Tampa Bay (9/27)
- Tied for second on the team with five tackles (four solo) at Atlanta (10/4)
- Inactive in Weeks 7-11
- Intercepted Saints QB Drew Brees in the fourth quarter and returned it 50 yards vs. New Orleans (11/29). The interception marked his first of the season and 11th of his career, tying DB Marcus Coleman and DB Aaron Glenn for the third-most career picks in franchise history. Finished the game with four tackles (two solo), one interception and one tackle for loss
- Tied for the team lead with six tackles, including five solo stops at Buffalo (12/6)
- Led the team with nine solo tackles to go along with one pass defended vs. New England (12/13). His tackle total tied a single-game career-high, having last accomplished the feat on Oct. 5, 2014 at Dallas
- Recovered a fumble forced by CB Johnathan Joseph on Colts WR Griff Whalen in the fourth quarter at Indianapolis (12/20), which led to a field goal and increased Houston's lead to 16-10. It marked his first fumble recovery of the season and second of his career. Also added four solo tackles in the game
- Forced a fumble on Titans RB Antonio Andrews in the first quarter at Tennessee (12/27). S Quintin Demps recovered the ball and returned it for a touchdown. Led the team with five solo tackles, to go along with a forced fumble and a pass defended. Passed DB Marcus Coleman (56) for the third-most career passes defended in team history
- Notched three solo tackles, one interception returned for a touchdown and one pass defended vs. Jacksonville (1/3/16). Returned an interception for a touchdown in the fourth quarter, his first of the season and second of his career. Tied CB Johnathan Joseph (12) for the 12th-most regular season games played in Texans history
- Contributed with seven tackles (six solo) and one pass defended in Wild Card Game vs. Kansas City (1/9/16)

### 2014 (Houston 13/13):

- Started all 13 games he played in and ended the season with 57 tackles and nine passes defended. Tied for the team lead with three interceptions
- Started and made eight tackles vs. Washington (9/7) in Week 1
- Intercepted a pass and returned it for a career best 65 yards and registered two pass defended and two tackles at Oakland (9/14) in Week 2
- Recorded two tackles, two tackles for loss and one pass defended at N.Y. Giants (9/21)
- Notched six tackles and a pass defended vs. Buffalo (9/28) in Week 4
- Tied for the team-lead and matched a career-high with nine tackles in Week 5 at Dallas (10/5)
- Made five tackles vs. Indianapolis (10/9) in Week 6
- Was second on the team with five tackles and had a quarterback hit at Pittsburgh (10/20) in Week 7
- Registered four tackles, a tackle for loss and two passes defended at Tennessee (10/26) in Week 8
- Made one tackle vs. Philadelphia (11/2) in Week 9 before leaving the game due to injury
- Inactive in Weeks 11-13
- Notched four tackles at Jacksonville (12/7) in Week 14
- Had six tackles, a tackle for loss and a pass defended at Indianapolis (12/14) in Week 15
- Had his first multi-interception game of his career vs. Baltimore (12/21) in Week 16. Intercepted QB Joe Flacco twice in Ravens territory, which led to 10 points
- Made four tackles vs. Jacksonville (12/28) in Week 17

### 2013 (Houston 14/14):

- Started all 14 games he played in and recorded 62 tackles, eight passes defended, a tackle for loss and fumble recovery
- Tied career highs in tackles with nine (eight solo) and passes defended with two vs. Tennessee (9/15) in Week 2
- Recorded three solo tackles and a pass defended at San Francisco (10/6)
- Recorded seven solo tackles, a pass defended and the first fumble recovery of his career at Kansas City (10/20) in Week 7
- Suffered a rib injury in the second quarter and did not return at Arizona (11/10)
- Inactive due to a rib injury vs. Oakland (11/17) in Week 11 and vs. Jacksonville (11/24) in Week 12
- Returned to start vs. New England (12/1) in Week 13
- Tied a career high with two passes defended vs. Denver (12/22) in Week 16

### 2012 (Houston 16/15, 2/2):

- Led Texans defenders with a career-high four interceptions on the season
- Made five tackles (four solo) and broke up two passes including an interception of Ryan Tannehill in the season opener vs. Miami (9/9)
- Named the Defensive Player of the Game at Jacksonville (9/16)
- Made nine solo tackles and broke up a pass at Denver (9/23)
- Scored his first career touchdown when he intercepted a QB Matt Hasselbeck pass and returned it 63 yards to the end zone vs. Tennessee (9/30)
- Intercepted a QB Mark Sanchez pass in the fourth quarter to seal the victory at the N.Y. Jets (10/8), and added three tackles (two solo)
- Intercepted a QB Jay Cutler pass in the second quarter and added four tackles (four solo) and two passes defended at Chicago (11/11)
- Made five tackles and broke up a pass vs. Jacksonville (11/18)
- Collected six tackles and a pass defended at Detroit (11/22)
- Registered six tackles (four solo) and two passes defended at Tennessee (12/2)
- Recorded three tackles at New England (12/10)
- Had six tackles (five solo) and a pass defended vs. Indianapolis (12/16)
- Collected four tackles (three solo) and two passes defended vs. Minnesota (12/23)
- Talled eight tackles (six solo) and a pass defended at Indianapolis (12/30)
- Made two tackles and two passes defended in AFC Wild Card Playoff vs. Cincinnati (1/5/13)
- Made four tackles in the AFC Divisional playoff at New England (1/13/13)

### 2011 (Houston 15/13, 2/2):

- Finished with 40 tackles (35 solo), six passes defended, an interception and a forced fumble
- Forced a fumble and made four tackles (three solo) at Miami (9/18)
- Tied for the team lead with eight tackles (seven solo) at New Orleans (9/25)
- Had five solo tackles and broke up two passes vs. Cleveland (11/6)
- Registered his first interception of the season vs. Atlanta (12/4)
- Had five solo tackles vs. Tennessee (1/1/12)
- Started in his postseason debut and made four tackles, including three solos in AFC Wild Card Playoff vs. Cincinnati (1/7/12)
- Recorded four solo tackles and one pass defended in AFC Divisional Playoff at Baltimore (1/15/12)

### 2010 (Houston 16/16):

- Started at cornerback all 16 games, where he made 71 tackles (57 solo) and had two interceptions
- Made five solo tackles and intercepted the first pass of his NFL career and returned it 23 yards vs. the N.Y. Giants (10/10)
- Recorded six tackles (five solo) and intercepted a pass from QB Philip Rivers vs. San Diego (11/7)
- Forced a fumble at Denver (12/26)

### COLLEGE:

- Played four seasons (2006-09) at the University of Alabama in Tuscaloosa, Ala.
- Appeared in 41 career games with the Crimson Tide and started 40 contests, registering 159 tackles (106 solo) with eight tackles for loss (24 yards)
- Deflected 29 passes (fourth on Alabama's all-time list) and recorded five interceptions (164 yards, 32.8 avg.) while registering one forced fumble and one fumble recovery
- Blocked two kicks and returned one punt for eight yards

### PERSONAL:

- Attended Westside High School in Macon, Ga. and compiled 1,436 rushing yards with 20 touchdowns and nine receptions for 256 yards with two touchdowns as a senior
- Concluded a three-year varsity career with over 3,447 rushing yards and 46 touchdowns



## JELANI JENKINS

INSIDE LINEBACKER | 6-0 | 240 | FLORIDA

Hometown: Olney, Md. | 5th NFL Season | 1st with Texans | Age: 25  
 Acquired: FA-'17 | 2017 GP/GS: 5/1 | Career GP/GS (Playoffs): 58/35 (1/1)  
 Teams: Miami 2013-16; Oakland 2017; Buffalo 2017; Houston 2017

# 44

### TRANSACTIONS:

Selected with the seventh pick of the fourth round (104th overall) in the 2013 NFL Draft by the Miami Dolphins...Signed to the Oakland Raiders on March 20, 2017...Released by the Raiders on Sept. 4, 2017...Signed to the Buffalo Bills on Sept. 12, 2017...Released by the Bills on Sept. 19, 2017...Signed to the Houston Texans on Oct. 25, 2017.

### 2017 (Houston 5/1):

- Made his season debut and notched two tackles vs. Indianapolis (11/5)
- Tallied three solo tackles at the Los Angeles Rams (11/12)
- Finished with a season-most four tackles while producing his first tackle for loss of the year vs. Arizona (11/19)
- Started his first game of the season and posted one solo tackle at Baltimore (11/27)

### 2016 (Miami 9/7, 1/1):

- Started seven games in nine appearances in the regular season and started in the Dolphins' Wild Card game
- Made 29 total tackles, two tackles for loss and one pass defended on the season

### 2015 (Miami 13/13):

- Played in and started 13 games on the season
- Notched 71 tackles, six tackles for loss, one forced fumble, one fumble recovery and a career-best three passes defended
- Recorded 11 tackles in Week 1 and followed up with 12 tackles in Week 2

### 2014 (Miami 15/14):

- Played in 15 games while registering career-highs with 14 starts, 108 total tackles, six quarterback hits, nine tackles for loss, 3.5 sacks and two forced fumbles
- Recorded a career-high 10 solo tackles and 1.5 sacks vs. Kansas City on 9/21
- Notched a career-best 16 total tackles at the New York Jets on 12/1

### 2013 (Miami 16/0):

- Appeared in a career-most 16 games as a rookie, registering 11 tackles

### COLLEGE:

- Played four seasons (2009-12) at the University of Florida in Gainesville, Fla.
- Appeared in 36 games with 31 starts, recording 182 tackles, 16.5 tackles for loss, 6.0 sacks, seven passes defended, three interceptions, a forced fumble and a fumble recovery
- Named to the 2012 Butkus Award Preseason Watch List
- Selected to the 2010 SEC All-Freshman Team
- Earned a place on the 2010 SEC Academic Honor Roll

### PERSONAL:

- Attended Our Lady of Good Counsel High School in Montgomery County, Md.
- Earned first-team Washington-Post All-Met honors and was first-team all-state in Maryland
- Played in the Under Armour All-America Game
- Named the Maryland Gatorade Player of the Year in both 2007 and 2008
- Son of Maurice Jenkins and Stephanie Hall
- Mother, Stephanie, played basketball at Howard

## 2017 STATISTICS

REGULAR SEASON				TACKLES					SACKS		INTERCEPTIONS					FUMBLES				
Date	Opp	GP	GS	Tot	Solo	Asst	QBH	TFL	Sk	Yds	Int	Yds	Lg	TD	PD	FF	FR	Yds	TD	
Week 1 NOT ON ROSTER																				
<b>WITH BUFFALO</b>																				
9/17	at CAR																			
INACTIVE																				
Week 3 NOT ON ROSTER																				
Week 4 NOT ON ROSTER																				
Week 5 NOT ON ROSTER																				
Week 6 NOT ON ROSTER																				
<b>WITH HOUSTON</b>																				
10/29	at SEA																			
INACTIVE																				
11/5	IND	1	0	2	1	1	0	0	0.0	0.0	0	0	0	0	0	0	0	0	0	0
11/12	at LAR	1	0	3	3	0	0	0	0.0	0.0	0	0	0	0	0	0	0	0	0	0
11/19	ARI	1	0	4	3	1	0	1	0.0	0.0	0	0	0	0	0	0	0	0	0	0
11/27	at BAL	1	1	1	1	0	0	0	0.0	0.0	0	0	0	0	0	0	0	0	0	0
12/3	at TEN	1	0	0	0	0	0	0	0.0	0.0	0	0	0	0	0	0	0	0	0	0
12/10	SF	-	-	-	-	-	-	-	-	-	-	-	-	-	-	-	-	-	-	-
12/17	at JAX	-	-	-	-	-	-	-	-	-	-	-	-	-	-	-	-	-	-	-
12/25	PIT	-	-	-	-	-	-	-	-	-	-	-	-	-	-	-	-	-	-	-
12/31	at IND	-	-	-	-	-	-	-	-	-	-	-	-	-	-	-	-	-	-	-
<b>Totals</b>		<b>5</b>	<b>1</b>	<b>10</b>	<b>8</b>	<b>2</b>	<b>0</b>	<b>1</b>	<b>0.0</b>	<b>0.0</b>	<b>0</b>	<b>0</b>	<b>0</b>	<b>0</b>	<b>0</b>	<b>0</b>	<b>0</b>	<b>0</b>	<b>0</b>	<b>0</b>

### ADDITIONAL STATISTICS

Sepecial Teams Tackles: 1

## CAREER STATISTICS

REGULAR SEASON				TACKLES					SACKS		INTERCEPTIONS					FUMBLES			
Year	Team	GP	GS	Tot	Solo	Asst	QBH	TFL	Sk	Yds	Int	Yds	Lg	TD	PD	FF	FR	Yds	TD
2013	MIA	16	0	11	10	1	1	0	0.0	0.0	0	0	0	0	0	0	0	0	0
2014	MIA	15	14	108	81	27	6	9	3.5	26.5	0	0	0	0	1	2	0	0	0
2015	MIA	13	13	71	50	21	0	6	0.0	0.0	0	0	0	0	3	1	1	0	0
2016	MIA	9	7	29	15	14	0	2	0.0	0.0	0	0	0	0	1	0	0	0	0
2017	HOU	5	1	10	8	2	0	1	0.0	0.0	0	0	0	0	0	0	0	0	0
<b>Totals</b>		<b>58</b>	<b>35</b>	<b>229</b>	<b>164</b>	<b>65</b>	<b>7</b>	<b>18</b>	<b>3.5</b>	<b>26.5</b>	<b>0</b>	<b>0</b>	<b>0</b>	<b>0</b>	<b>5</b>	<b>3</b>	<b>1</b>	<b>0</b>	<b>0</b>

### POSTSEASON

Year	Team	GP	GS	Tot	Solo	Asst	QBH	TFL	Sk	Yds	Int	Yds	Lg	TD	PD	FF	FR	Yds	TD
2016	MIA	1	1	2	2	0	0	0	0.0	0.0	0	0	0	0	0	0	0	0	0
<b>Totals</b>		<b>1</b>	<b>1</b>	<b>2</b>	<b>2</b>	<b>0</b>	<b>0</b>	<b>0</b>	<b>0.0</b>	<b>0.0</b>	<b>0</b>	<b>0</b>	<b>0</b>	<b>0</b>	<b>0</b>	<b>0</b>	<b>0</b>	<b>0</b>	<b>0</b>

### ADDITIONAL STATISTICS

Sepecial Teams Tackles: (9): 2013 (6); 2014 (2); 2017 (1)

### CAREER GAME HIGHS

Tackles: 16 at NYJ, 12/1/14 | QBH: 2, 2x – last: at DET, 11/9/14 | TFL: 2, 3x – last: at JAX, 9/20/15  
 PD: 1, 5x – last: at NE, 9/18/16 | FF: 1, 3x – last: vs. HOU, 10/25/15 | FR: 1, at TEN, 10/18/15

- The name Jelani is Swahili for mighty

# TEXANS BIOS



## KEVIN JOHNSON

CORNERBACK | 6-0 | 190 | WAKE FOREST

Hometown: Clarksville, Md. | 3rd NFL Season | 3rd with Texans | Age: 24  
 Acquired: D1-'15 | 2017 GP/GS: 8/4 | Career GP/GS (Playoffs): 30/17 (1/1)  
 Teams: Houston 2015-17

# 30

### TRANSACTIONS:

Selected by the Houston Texans with the 16th pick in the first round (16th overall) of the 2015 NFL Draft.

### 2017 (Houston 8/4):

- Made five total tackles in the season opener vs. Jacksonville (9/10)
- Recorded four combined stops while having three solo tackles for the second consecutive game at Cincinnati (9/14)
- Totaled five tackles and one pass defended in his return to action at Seattle (10/29)
- Tallied five solo tackles with a pass defended vs. Indianapolis (11/5)
- Recorded four tackles and one tackle for loss at the Los Angeles Rams (11/12)
- Finished with a game-high seven solo tackles in his third start of the season at Baltimore (11/27)
- Started his second straight game and totaled two tackles at Tennessee (12/3)

### 2016 (Houston 6/3, 0/0):

- Made one solo tackle in the season opener vs. Chicago (9/11)
- Finished with three solo tackles, one pass defended and one fumble recovery vs. Kansas City (9/18)
- Recovered the first fumble of his career and notched a 53-yard return after S Quintin Demps forced the ball out on Chiefs RB Spencer Ware vs. Kansas City (9/18)
- Recorded one tackle and a special teams tackle at New England (9/22) in Week 3
- Made his first start of the season and notched one solo tackle and a special teams tackle vs. Tennessee (10/2) in Week 4
- Notched a season-high five tackles (four solo) and added a pass defended in his second start of the season at Minnesota (10/9) in Week 5
- Posted a career-high 10 tackles (nine solo), including his first tackle for loss of the season, and one pass defended vs. Indianapolis (10/16) in Week 6
- Placed on the Reserve/Injured List on Oct. 22

### 2015 (Houston 16/10, 1/1):

- Played all 16 games and made 10 starts in his rookie season. Compiled 52 tackles (47 solo), nine passes defended, one interception and three tackles for loss
- Made his NFL debut vs. Kansas City (9/13) and made one solo tackle on defense and one special teams stop
- Recorded two solo tackles and one pass defended vs. Carolina (9/20)
- Had three tackles (two solo) and a pass defended vs. Tampa Bay (9/27)
- Tied for second on the team with five tackles (all solo) at Atlanta (10/4)
- Registered four tackles (three solo) and one pass defended in his second straight start of the season vs. Indianapolis (10/8)
- Recorded his first career interception in the third quarter when he picked off Titans QB Zach Mettenberger and returned it 22 yards vs. Tennessee (11/1). Tied for fourth on the team with a career-high six tackles (five solo), including his first two tackles for loss of the season
- Tied for fourth on the team with three solo tackles at Tennessee (12/27)

### COLLEGE:

- Played four seasons (2010: 2012-14) at Wake Forest University in Winston-Salem, N.C.
- Redshirted the season as a member of the scout team in 2011
- Played in 47 career games for the Demon Deacons, starting the last 41 games he appeared in

## 2017 STATISTICS

REGULAR SEASON				TACKLES					SACKS		INTERCEPTIONS					FUMBLES				
Date	Opp	GP	GS	Tot	Solo	Asst	QBH	TFL	Sk	Yds	Int	Yds	Lg	TD	PD	FF	FR	Yds	TD	
9/10	JAX	1	1	5	3	2	0	0	0.0	0.0	0	0	0	0	0	0	0	0	0	0
9/14	at CIN	1	1	4	3	1	0	0	0.0	0.0	0	0	0	0	0	0	0	0	0	0
9/24	at NE																			
10/1	TEN																			
10/8	KC																			
10/15	CLE																			
10/29	at SEA	1	0	5	3	2	0	0	0.0	0.0	0	0	0	0	1	0	0	0	0	0
11/5	IND	1	0	5	5	0	0	0	0.0	0.0	0	0	0	0	1	0	0	0	0	0
11/12	at LAR	1	0	4	3	1	0	1	0.0	0.0	0	0	0	0	0	0	0	0	0	0
11/19	ARI	1	0	1	1	0	0	0	0.0	0.0	0	0	0	0	0	0	0	0	0	0
11/27	at BAL	1	1	7	7	0	0	0	0.0	0.0	0	0	0	0	0	0	0	0	0	0
12/3	at TEN	1	1	2	1	1	0	0	0.0	0.0	0	0	0	0	0	0	0	0	0	0
12/10	SF	-	-	-	-	-	-	-	-	-	-	-	-	-	-	-	-	-	-	-
12/17	at JAX	-	-	-	-	-	-	-	-	-	-	-	-	-	-	-	-	-	-	-
12/25	PIT	-	-	-	-	-	-	-	-	-	-	-	-	-	-	-	-	-	-	-
12/31	at IND	-	-	-	-	-	-	-	-	-	-	-	-	-	-	-	-	-	-	-
<b>Totals</b>		<b>8</b>	<b>4</b>	<b>33</b>	<b>26</b>	<b>7</b>	<b>0</b>	<b>1</b>	<b>0.0</b>	<b>0.0</b>	<b>0</b>	<b>0</b>	<b>0</b>	<b>0</b>	<b>2</b>	<b>0</b>	<b>0</b>	<b>0</b>	<b>0</b>	<b>0</b>

## CAREER STATISTICS

REGULAR SEASON				TACKLES					SACKS		INTERCEPTIONS					FUMBLES			
Year	Team	GP	GS	Tot	Solo	Asst	QBH	TFL	Sk	Yds	Int	Yds	Lg	TD	PD	FF	FR	Yds	TD
2015	HOU	16	10	52	47	5	0	3	0.0	0.0	1	22	22	0	9	0	0	0	0
2016	HOU	6	3	21	18	3	0	1	0.0	0.0	0	0	0	0	3	0	1	53	0
2017	HOU	8	4	33	26	7	0	1	0.0	0.0	0	0	0	0	2	0	0	0	0
<b>Totals</b>		<b>30</b>	<b>17</b>	<b>106</b>	<b>91</b>	<b>15</b>	<b>0</b>	<b>5</b>	<b>0.0</b>	<b>0.0</b>	<b>1</b>	<b>22</b>	<b>22</b>	<b>0</b>	<b>14</b>	<b>0</b>	<b>1</b>	<b>53</b>	<b>0</b>
POSTSEASON				TACKLES					SACKS		INTERCEPTIONS					FUMBLES			
Year	Team	GP	GS	Tot	Solo	Asst	QBH	TFL	Sk	Yds	Int	Yds	Lg	TD	PD	FF	FR	Yds	TD
2015	HOU	1	1	3	2	1	0	0	0.0	0.0	0	0	0	0	0	0	0	0	0
<b>Totals</b>		<b>1</b>	<b>1</b>	<b>3</b>	<b>2</b>	<b>1</b>	<b>0</b>	<b>0</b>	<b>0.0</b>	<b>0.0</b>	<b>0</b>	<b>0</b>	<b>0</b>	<b>0</b>	<b>0</b>	<b>0</b>	<b>0</b>	<b>0</b>	<b>0</b>

### ADDITIONAL STATISTICS

Special Teams Tackles (6): 2015 - 2; 2016 - 4

### CAREER GAME HIGHS

Tackles: 10 vs. IND, 10/16/16 | TFL: 2 vs. TEN, 11/1/15 | INT: 1 vs. TEN, 11/1/15 | Return Yards: 22 vs. TEN, 11/1/15 | PD: 2 at CIN, 11/16/15

- Recorded 191 tackles (125 solo), seven interceptions, 35 pass breakups, three forced fumbles and two fumble recoveries in four seasons
- Received honorable mention All-ACC from the media and second team from the ACC Coaches and second team All-ACC by Phil Steele in 2014
- Finished his career with 35 pass breakups, the fourth-highest total in school history
- Had 43 tackles on the season and 3.5 tackles for loss as a senior in 2014
- Tied for the team lead with six pass breakups in 2014
- Played in the Senior Bowl following the season
- Named All-ACC honorable mention by the media and third team All-ACC by the ACC Coaches in 2013
- Started all 12 games at cornerback, finishing with 58 tackles (39 solo), three interceptions, one forced fumble and a team-best 12 pass breakups in 2013
- Ranked second in the ACC with 1.25 passes defended per game in 2013
- Played in and started all 12 games on the year, finishing with 58 tackles (34 solo), 3.5 tackles for loss, a half-sack, two forced fumbles and a fumble recovery in 2012
- Named honorable mention All-ACC by the coaches in 2012
- Led the team with 15 pass breakups and three interceptions in 2012
- Ranked second in the ACC in passes defended in 2012 with 18 which tied for second in school history
- Tied for eighth in the league with three interceptions in 2012
- Named the ACC Defensive Back of the Week once in 2012
- One of three true freshmen to play in 2010, appearing in 11 games with five starts
- Tallied 31 tackles on the season, including 20 solo stops and two pass breakups in 2010

## KEVIN JOHNSON

**PERSONAL:**

- A 2010 graduate of River Hill High School in Clarksville, Md.
- Led the country by rushing for 1,220 yards and 15 touchdowns on 137 carries as a senior, averaging nearly nine yards per carry
- Had 12 receptions for 251 yards and three scores
- Made 25 tackles to go with three interceptions while being named to the all-county team
- Named first-team all-state and first team All-Met at cornerback
- Named Columbia Flier/Howard County Times Offensive Player of the Year as a senior
- Two-year starter on both sides of the ball for Coach Brian Van Deusen
- Helped the Hawks to 2A state championships in 2007 and 2008
- Team moved to Class 3A in 2009 and lost in the state semifinal, snapping a 40-game winning streak
- Had three receptions for 85 yards and three touchdowns as a junior and also recorded 50 tackles, three interceptions and scored six touchdowns
- Was part of a River Hill defense that recorded 11 shutouts in 2007, five in 2008 and five more in 2009
- The Hawks were 47-3 during his four varsity seasons
- Played in the Crab Bowl that pits the top high school players in an all-star game between Maryland's and Washington D.C.'s top players



# TEXANS BIOS



## JOHNATHAN JOSEPH

CORNERBACK | 5-11 | 190 | SOUTH CAROLINA

Hometown: Rock Hill, S.C. | 12th NFL Season | 7th with Texans | Age: 33  
 Acquired: UFA-'11 (CIN) | 2017 GP/GS: 12/12 | Career GP/GS (Playoffs): 168/157 (8/8)  
 Teams: Cincinnati 2006-10; Houston 2011-17

# 24

### TRANSACTIONS:

Selected by the Cincinnati Bengals with the 24th pick in the first round (24th overall) of the 2006 NFL Draft...Signed by the Houston Texans on July 29, 2011...Re-signed with the Texans on June 18, 2015.

### HONORS:

- Associated Press Second-Team All-Pro (2011)
- Two-time Pro Bowl selection (2012, 2013)
- Pro Football Weekly/PFWA All-NFL, All-AFC Team (2011)
- SI.com (Peter King) All-Pro Team (2011)
- AFC Defensive Player of the Week (2017 - Week Six)
- Houston Texans all-time interception leader (14)

### CAREER:

- The all-time leader in Texans history with 90 passes defended
- Owns 28 career interceptions, seven forced fumbles and six fumble recoveries
- Has recorded 14 interceptions since signing with the Texans, the most in franchise history
- Passed CB Dunta Robinson (63) in 2015 for the most career passes defended in franchise history
- Since he entered the NFL in 2006, ranks first among active players with 166 passes defended
- Scored seven career touchdown returns (six interceptions and one fumble recovery)
- Led the Texans and set a single-season career-high with 22 passes defended in 2015, topping his previous best of 20 in 2006 and 2009 with Cincinnati
- With 39 career postseason tackles, passed S Danieal Manning (23), DE J.J. Watt (24) and CB Kareem Jackson (25) for the second-most in Texans postseason history
- One of three players (CB Kareem Jackson and LS Jon Weeks) to play in every postseason game in Texans history

### 2017 (Houston 12/12):

- Recorded two passes defended and one tackle in the season opener vs. Jacksonville (9/10)
- Notched three combined tackles at Cincinnati (9/14)
- Joined Terence Newman as the only active CBs with 600 career tackles after racking up two stops vs. Tennessee (10/1)
- Started his fifth game of the season and 150th of his career and posted a season-high six total tackles (five solo) vs. Kansas City (10/8)

- Finished with three total tackles, three passes defended and two interceptions with an 82-yard pick-six vs. Cleveland (10/15). This marked Joseph's second career multi-interception game and first as a Texan and he passed Kareem Jackson and Dunta Robinson for the most career interceptions in Texans history with 14. The 82-yard interception return for a touchdown marks the longest in Joseph's career and fourth-longest in Texans history and tied Joseph with Jackson for first in Texans history with three interceptions returned for a touchdown.
- Totalled four tackles at Seattle (10/29)

### 2017 STATISTICS

REGULAR SEASON				TACKLES					SACKS		INTERCEPTIONS					FUMBLES			
Date	Opp	GP	GS	Tot	Solo	Asst	QBH	TFL	Sk	Yds	Int	Yds	Lg	TD	PD	FF	FR	Yds	TD
9/10	JAX	1	1	1	0	1	0	0	0.0	0.0	0	0	0	0	2	0	0	0	0
9/14	at CIN	1	1	3	2	1	0	0	0.0	0.0	0	0	0	0	0	0	0	0	0
9/24	at NE	1	1	1	1	0	0	0	0.0	0.0	0	0	0	0	0	0	0	0	0
10/1	TEN	1	1	2	1	1	0	0	0.0	0.0	0	0	0	0	1	0	0	0	0
10/8	KC	1	1	6	5	1	0	0	0.0	0.0	0	0	0	0	0	0	0	0	0
10/15	CLE	1	1	3	2	1	0	1	0.0	0.0	2	85	82t	1	3	0	0	0	0
10/29	at SEA	1	1	4	3	1	0	0	0.0	0.0	0	0	0	0	0	0	0	0	0
11/5	IND	1	1	4	4	0	0	0	0.0	0.0	0	0	0	0	0	0	0	0	0
11/12	at LAR	1	1	5	4	1	0	0	0.0	0.0	0	0	0	0	0	0	0	0	0
11/19	ARI	1	1	4	2	2	0	0	0.0	0.0	0	0	0	0	0	0	0	0	0
11/27	at BAL	1	1	2	2	0	0	0	0.0	0.0	0	0	0	0	1	0	0	0	0
12/3	at TEN	1	1	4	4	0	0	1	0.0	0.0	0	0	0	0	0	0	0	0	0
12/10	SF	-	-	-	-	-	-	-	-	-	-	-	-	-	-	-	-	-	-
12/17	at JAX	-	-	-	-	-	-	-	-	-	-	-	-	-	-	-	-	-	-
12/25	PIT	-	-	-	-	-	-	-	-	-	-	-	-	-	-	-	-	-	-
12/31	at IND	-	-	-	-	-	-	-	-	-	-	-	-	-	-	-	-	-	-
<b>Totals</b>		<b>12</b>	<b>12</b>	<b>39</b>	<b>30</b>	<b>9</b>	<b>0</b>	<b>2</b>	<b>0.0</b>	<b>0.0</b>	<b>2</b>	<b>85</b>	<b>82t</b>	<b>1</b>	<b>7</b>	<b>0</b>	<b>0</b>	<b>0</b>	<b>0</b>

### CAREER STATISTICS

REGULAR SEASON				TACKLES					SACKS		INTERCEPTIONS					FUMBLES			
Year	Team	GP	GS	Tot	Solo	Asst	QBH	TFL	Sk	Yds	Int	Yds	Lg	TD	PD	FF	FR	Yds	TD
2006	CIN	16	9	57	45	12	1	0	0.0	0.0	0	0	0	0	20	0	1	0	0
2007	CIN	15	14	58	45	13	0	0	0.0	0.0	4	76	42t	1	15	0	0	0	0
2008	CIN	8	7	42	31	11	0	1	0.0	0.0	1	22	22	0	13	1	1	65	1
2009	CIN	16	16	69	58	11	0	2	0.0	0.0	6	92	32	1	20	1	1	0	0
2010	CIN	12	12	42	37	5	0	2	0.0	0.0	3	38	21t	1	8	0	0	0	0
2011	HOU	15	15	44	40	4	0	2	0.0	0.0	4	40	29	0	15	1	0	0	0
2012	HOU	14	14	57	52	5	0	0	0.0	0.0	2	88	52t	1	10	0	0	0	0
2013	HOU	15	15	47	44	3	1	1	0.0	0.0	3	64	32	0	16	0	0	0	0
2014	HOU	16	16	75	70	5	0	1	0.0	0.0	2	85	60t	1	11	2	2	73	0
2015	HOU	16	16	58	48	10	0	1	0.0	0.0	1	2	2	0	22	1	1	0	0
2016	HOU	13	11	45	38	7	0	0	0.0	0.0	0	0	0	0	9	1	0	0	0
2017	HOU	12	12	39	30	9	0	2	0.0	0.0	2	85	82t	1	7	0	0	0	0
<b>Totals</b>		<b>168</b>	<b>157</b>	<b>633</b>	<b>538</b>	<b>95</b>	<b>2</b>	<b>12</b>	<b>0.0</b>	<b>0.0</b>	<b>28</b>	<b>592</b>	<b>82t</b>	<b>6</b>	<b>166</b>	<b>7</b>	<b>6</b>	<b>138</b>	<b>1</b>
POSTSEASON				TACKLES					SACKS		INTERCEPTIONS					FUMBLES			
Year	Team	GP	GS	Tot	Solo	Asst	QBH	TFL	Sk	Yds	Int	Yds	Lg	TD	PD	FF	FR	Yds	TD
2009	CIN	1	1	5	3	2	0	0	0.0	0.0	0	0	0	0	0	0	0	0	0
2011	HOU	2	2	8	8	0	0	1	0.0	0.0	1	-1	0	0	5	0	0	0	0
2012	HOU	2	2	10	8	2	0	0	0.0	0.0	1	14	14	0	2	0	0	0	0
2015	HOU	1	1	2	1	1	0	0	0.0	0.0	0	0	0	0	0	0	0	0	0
2016	HOU	2	2	14	14	0	0	0	0.0	0.0	0	0	0	0	3	0	0	0	0
<b>Totals</b>		<b>8</b>	<b>8</b>	<b>39</b>	<b>34</b>	<b>5</b>	<b>0</b>	<b>1</b>	<b>0.0</b>	<b>0.0</b>	<b>2</b>	<b>13</b>	<b>14</b>	<b>0</b>	<b>10</b>	<b>0</b>	<b>0</b>	<b>0</b>	<b>0</b>

### ADDITIONAL STATISTICS

**Touchdowns (6):** vs. NYJ, 10/21/07 (42-yard INT return); at BAL, 9/7/08 (65-yard fumble return); vs. PIT, 9/27/09 (31-yard INT return); vs. BUF, 11/21/10 (21-yard INT return); vs. BAL, 10/21/12 (52-yard INT return); vs. CIN, 11/23/14 (60-yard INT return)

**Special Teams Tackles (5):** 2007 - 4; 2009 - 1

### CAREER GAME HIGHS

**Tackles:** 15 vs. JAX, 11/2/08 | **QBH:** 1, 2x – last: at KC, 10/20/13 | **TFL:** 1, 10x – last: vs. NO, 11/29/15 | **INT:** 2 vs. BUF, 11/21/10 | **PD:** 5, 2x – last: vs. TB, 9/27/15 | **FF:** 2 at OAK, 9/14/14 | **FR:** 1, 6x – last: at MIA, 10/25/15

- Made four solo tackles vs. Indianapolis (11/5)
- Produced five tackles at the Los Angeles Rams (11/12)
- Finished with four total tackles vs. Arizona (11/19)
- Notched a pair of solo tackles and had one pass defended at Baltimore (11/27)
- Recorded four solo tackles and his second tackle for loss of the season while moving into ninth place in team history with 101 games played as a Texan at Tennessee (12/3)

2016 (Houston 13/11, 2/2):

## JOHNATHAN JOSEPH

- Notched four solo tackles and a pass defended in the season opener vs. Chicago (9/11)
- Finished with five tackles (four solo) and tied for the team lead with two passes defended vs. Kansas City (9/18)
- Recorded three tackles (two solo) and a pass defended at New England (9/22)
- Matched a season high with five tackles, all solo, and added a pass defended vs. Tennessee (10/2) in Week 4
- Tallied four tackles (three solo) before departing with an injury at Minnesota (10/9)
- Tied for the team lead with seven total tackles, all solo, and recorded a pass defended at Jacksonville (11/13) in Week 10
- Led the team and matched his single-game season high with two passes defended vs. San Diego (11/27) in Week 12
- Notched four solo tackles at Green Bay (12/4) in Week 13
- Inactive for Week 14 at Indianapolis and Week 15 vs. Jacksonville with an injury
- Returned to game action and logged two solo tackles vs. Cincinnati (12/24) in Week 16
- Became the first player in Texans history with 10 tackles and three passes defended in a postseason game vs. Oakland (1/7/17) in the AFC Wild Card round. His 10 tackles were also a Texans postseason record

### 2015 (Houston 16/16, 1/1):

- Started all 16 games for the second straight year and totaled 58 tackles (48 solo), a career-high 22 passes defended, one interception, one forced fumble, one fumble recovery and one tackle for loss
- Made four solo tackles and had a pass defended vs. Kansas City (9/13)
- Recorded five tackles (four solo) at Carolina (9/20)
- Tied a single-game career-high with five passes defended vs. Tampa Bay (9/27), matching his highest total since Nov. 8, 2009 against Baltimore. Also had three tackles, including two solo stops
- Finished third on the team with six tackles (four solo) and had one pass defended at Jacksonville (10/18)
- Recovered his first fumble of the season and sixth of his career in the third quarter at Miami (10/25). Also contributed four solo tackles
- Tied for fourth on the team with six tackles (five solo) and led the Texans with two passes defended vs. Tennessee (11/1)
- Had four solo tackles, two passes defended and one interception at Cincinnati (11/16). Including postseason, intercepted a pass in each of his last four games against the Bengals. Passed DB Marcus Coleman and DB Aaron Glenn (11) for sole possession of the second-most career interceptions in team history
- Led the team with seven tackles (five solo), including one for loss, and one pass defended vs. New Orleans (11/29). It marked the first time of the season that Joseph led the team in tackles. Recorded his fourth straight game with at least one pass defended
- Forced a fumble on Colts WR Griff Whalen in the fourth quarter at Indianapolis (12/20), which was recovered by CB Kareem Jackson. The Texans scored a field goal on the next drive and increased their lead to 16-10. It marked his first forced fumble of the season and sixth of his career. Also added two solo tackles in the game
- Led the team with four passes defended vs. Jacksonville (1/3/16), which tied his third-highest single-game total of his career and second-highest of the season
- Led the Texans and set a single-season career-high with 22 passes defended, topping his previous best of 20 in 2006 and 2009 with Cincinnati
- Finished with two tackles (one solo) vs. Kansas City (1/9/16) and passed LB Brooks Reed (19) for the fifth-most career tackles in Texans postseason history

### 2014 (Houston 16/16):

- Started all 16 games and finished with a career-best 75 tackles. Also had two interceptions, including a 60-yard interception return for touchdown, two forced fumbles, two fumble recoveries and 11 passes defended
- Led the team with 11 tackles (11 solo) in a Week 1 win vs. Washington (9/7)
- Forced a fumble and recovered a fumble and returned it 49 yards in Week 2 at Oakland (9/14). Finished with five tackles
- Made five tackles and recovered a fumble and returned it 24 yards at the N.Y. Giants (9/21) in Week 3
- Recorded five tackles and two passes defended against Buffalo (9/28) in Week 4
- Tied for the team high with nine tackles and registered a pass defended at Dallas (10/5)
- Made six solo tackles vs. Indianapolis (10/9) in Week 6
- Recorded a pair of solo tackles vs. Philadelphia (11/2) in Week 9 before leaving the game with an injury
- Registered a pair of tackles and two passes defended at Cleveland (11/16) in Week 11
- Recorded his fifth career interception return for touchdown and the longest of his career on a 60-yard return at the 7:30 mark of the third quarter vs. Cincinnati (11/23). Became the second player in franchise history to have two career interception return for touchdowns (DB Aaron Glenn, 2002-04). Also had three tackles and a pass defended
- Intercepted Titans QB Zach Mettenberger at the 6:57 mark of the first quarter and returned it 25 yards to the Titans 20 for his second interception of the season in Week 13. Moved into a tie for second place on the franchise's all-time interceptions list with 11. Recorded interceptions in back-to-back games for the first time since 2009 and for the fourth time in his career. Also had three tackles and a pass defended

- Had four tackles and a pass defended at Jacksonville (12/7) in Week 14 and vs. Baltimore (12/21) in Week 16
- Had four solo tackles and two passes defended vs. Jacksonville (12/28) in Week 17

### 2013 (Houston 15/15):

- Started all 15 games he played in and led the team with three interceptions and 16 passes defended to go along with 55 tackles
- Recorded one solo tackle and two passes defended at San Diego (9/9)
- Recorded seven solo tackles and one pass defended vs. Tennessee (9/15)
- Recorded three tackles (two solo), three passes defended and an interception, tying him for fifth-place all time in franchise history vs. Seattle (9/29)
- Added two more passes defended vs. Oakland (11/17)
- Totaled a season-high nine tackles (eight solo) and two passes defended vs. Jacksonville (11/24)
- Had three solo tackles and an interception returned 31 yards vs. New England (12/1)
- Tied a season high with nine tackles (nine solo) and returned an interception 32 yards at Indianapolis (12/15). The interception was the ninth in his career as a member of the Texans, the fourth-most in franchise history
- Recorded his 16th pass defended on the season before leaving the game with a foot injury vs. Denver (12/22)

### 2012 (Houston 14/14, 2/2):

- Finished the season with 66 tackles (59 solo) and two interceptions
- Made six tackles (four solo) and intercepted a pass and returned it 36 yards vs. Miami (9/9)
- Made six tackles (five solo) and led the defense with three passes broken up at Denver (9/23)
- Made four solo tackles and threw a key block that helped S Danieal Manning return an interception 55 yards for a score vs. Tennessee (9/30)
- Registered five solo tackles at the N.Y. Jets (10/8)
- Picked off Ravens QB Joe Flacco and returned it 52 yards vs. Baltimore (10/21) for his first touchdown as a Texan
- Collected seven tackles (six solo) at Chicago (11/11)
- Inactive at Detroit (11/22) and at Tennessee (12/2)
- Recorded nine tackles at New England (12/10)
- Registered five tackles and a pass defended vs. Minnesota (12/23)
- Intercepted his second career pass in postseason play when he picked off Bengals QB Andy Dalton and returned it 14 yards in the third quarter in the AFC Wild Card Playoff vs. Cincinnati (1/5/13)
- Had five tackles, including three solo tackles in AFC Divisional Playoff at New England (1/13/13)

### 2011 (Houston 15/15, 2/2):

- Finished with 44 tackles (40 solo) and tied for the team lead with four interceptions and a team-best 15 passes defended and two forced fumbles
- Started and made five tackles (four solo) and one tackle for loss in the season opener vs. Indianapolis (9/11)
- Intercepted Dolphins QB Chad Henne and returned it five yards to the 6-yard line setting up a second quarter touchdown at Miami (9/18)
- Recorded interceptions in consecutive games for the third time in his career when he picked off Drew Brees at New Orleans (9/25)
- Intercepted Ravens QB Joe Flacco in the second quarter and made seven tackles (five solo) at Baltimore (10/16)
- Was named the Defensive Player of the Game after forcing a fumble, making three solo tackles and breaking up two passes at Tennessee (10/23)
- Made four solo tackles and broke up a pass vs. Cleveland (11/6)
- Had two solo tackles and a hit on Buccaneers TE Kellen Winslow, which forced the ball out where it was intercepted by LB Brian Cushing at Tampa Bay (11/13)
- Intercepted Jaguars QB Blaine Gabbert in the second quarter and returned it 29 yards at Jacksonville (11/27)
- Inactive for the season finale vs. Tennessee (1/1/12)
- Recorded six solo tackles, including one for loss, while adding an interception and two passes defended in AFC Wild Card Playoff vs. Cincinnati (1/7/12)
- Recorded two solo tackles and three passes defended in AFC Divisional Playoff at Baltimore (1/15/12)

### 2010 (Cincinnati 12/12):

- Started 12 games and made 53 tackles
- Ranked second on team in passes defended (11) and interceptions (three)
- Registered four tackles at Cleveland (10/3)
- Intercepted Buccaneers QB Josh Freeman in the second quarter and returned it 11 yards vs. Tampa Bay (10/11)
- Made five tackles and had a pass defended at Indianapolis (11/14), helping hold Colts QB Peyton Manning to a season-low 185 passing yards and no touchdowns
- Three tackles and two interceptions (one for a touchdown) vs. Buffalo (11/21), marking the first multi-interception game of his career

### 2009 (Cincinnati 16/16, 1/1):

- Intercepted Steelers QB Ben Roethlisberger pass and returned it 30 yards for a touchdown

# JOHNATHAN JOSEPH

vs. Pittsburgh (9/27)

- Intercepted Browns QB Derek Anderson on the goal line and returned it 32 yards in the third quarter at Cleveland (10/3)
- Intercepted Ravens QB Joe Flacco at the goal line in the first quarter and returned it 21 yards at Baltimore (10/11)
- Had his first forced fumble of the year when he stripped Bears WR Devin Hester, with LB Dhani Jones recovering for Bengals vs. Chicago (10/25)
- Posted team season-high in passes defended (five) vs. Baltimore (11/8), including a third-quarter interception of Ravens QB Joe Flacco on a deep pass
- Had a team-high four passes defended, with five tackles and a forced fumble in a win at Pittsburgh (11/15)
- Had four tackles at Oakland (11/22), plus a diving interception of Raiders QB Bruce Gradkowski in the fourth quarter
- Picked off Chargers QB Philip Rivers at the Bengals 19-yard line in the second quarter and returned it seven yards at San Diego (12/20)
- Five tackles in AFC Wild Card Playoffs vs. N.Y. Jets (1/9/10)

**2008 (Cincinnati 8/7):**

- Returned a fumble by Ravens RB Ray Rice 65 yards and produced only Bengals touchdown vs. Baltimore (9/7)
- Tied for team lead in tackles (personal season-high 12), led in solo tackles (10) and led in passes defended (three) vs. Jacksonville (11/2)
- Had his first interception of the year, ending Philadelphia's final scoring threat of the first half when he picked off Eagles QB Donovan McNabb and returned it 22 yards (11/26)

**2007 (Cincinnati 15/14):**

- Went 42 yards for a touchdown with his first pro interception (off Jets QB Chad Pennington), and the late fourth-quarter score provided eventual winning points vs. N.Y. Jets (10/21)
- Snagged his second interception vs. Tennessee (11/25), outfighting Titans TE Bo Scaife for a pass in the first quarter, with a four-yard return
- Intercepted a pass for the second straight game at Pittsburgh (12/2), picking off Steelers QB Ben Roethlisberger at the Steelers 24-yard line in the fourth quarter and returning it seven yards
- Helped thwart a comeback bid by picking off Browns QB Derek Anderson at the Bengals 5-yard line in the fourth quarter, with a 23-yard return vs. Cleveland (12/23)

**2006 (Cincinnati 16/9):**

- Blocked Saints K John Carney's PAT try after Saints' final touchdown in the fourth quarter, the first Bengals' blocked PAT since 1991 at New Orleans (11/16)
- Tied his season high with seven tackles and tied the team's season high with four passes defended vs. Baltimore (11/30)
- Recovered a fumble on the Raiders' first offensive play vs. Oakland (12/10)

**COLLEGE:**

- Played two seasons (2004-05) at South Carolina after playing in 2003 at Coffeyville (Kan.) Community College
- Entered NFL Draft after his junior season at South Carolina
- Played only 14 games at South Carolina due to broken foot that limited him to two games in 2004, but still was able to establish himself among the elite cornerbacks in the SEC
- Played in 12 games with 11 starts in 2005, when he had four interceptions, including one returned for a touchdown

**PERSONAL:**

- Attended Northwestern High School in Rock Hill, S.C., where he was all-state in football and all-region in track

# TEXANS BIOS



## UFOMBA KAMALU

(uh-FOM-ba ka-MA-lu)

OUTSIDE LINEBACKER | 6-6 | 300 | MIAMI (FLA.)

Hometown: Fayetteville, Ga. | 2nd NFL Season | 2nd with Texans | Age: 24

Acquired: CFA-'16 | 2017 GP/GS: 7/2 | Career GP/GS (Playoffs): 11/3 (0/0)

Teams: Houston 2016-17

# 94

### TRANSACTIONS:

Signed by the Houston Texans as a college free agent on May 5, 2016...Waived by the Texans on Sept. 3, 2016...Signed to the Texans practice squad on Sept. 4, 2016...Signed to the Texans active roster on Nov. 26, 2016.

### 2017 (Houston 7/2):

- Made his season debut with a tackle and tackle for loss vs. Kansas City (10/8)
- Recorded his first sack of the season and second of his career vs. Cleveland (10/15)
- Registered two tackles and produced a sack in his second consecutive game at Seattle (10/29)
- Notched one quarterback hit at the Los Angeles Rams (11/12)
- Totaled one tackle vs. Arizona (11/19)
- Started his first game of the season and second of his career while producing a solo tackle at Baltimore (11/27)

### 2016 (Houston 4/1, 0/0):

- Spent Weeks 1-11 on the Texans practice squad
- Elevated to the active roster on Nov. 26
- Made his NFL debut as a reserve defensive end vs. San Diego (11/27) in Week 12
- Made his first NFL start at linebacker and contributed his first career tackle at Green Bay (12/4) in Week 13
- Inactive for Week 14 at Indianapolis (12/11)
- Logged a season-high two tackles (one solo) vs. Jacksonville (12/18) in Week 15
- Inactive for Week 16 vs. Cincinnati (12/24)
- Finished with two solo tackles, both for loss, and his first career sack when he brought down Titans QB Matt Cassel in the fourth quarter at Tennessee (1/1/17) in Week 17
- Inactive for both postseason contests

### COLLEGE:

- Played three seasons (2013-15) at the University of Miami (Fla.) after spending the 2012 campaign at Butler Community College in El Dorado, Kan.
- Saw action in 35 games and made 11 starts along the Hurricanes' defensive line
- Tallied 94 tackles, 11.5 tackles for loss and 8.5 sacks over his three-year career
- Added a forced fumble, two deflected passes and an interception
- Started nine games as a senior in 2015 and totaled a career-high 47 tackles (4.0 TFLs) and returned his first career interception 46 yards
- Logged 54 tackles, 7.5 sacks and 14 tackles for loss as a freshman at Butler Community College in 2012

### PERSONAL:

- Attended Starr's Mills High School in Fayetteville, Ga.
- Majored in Liberal Arts
- Listed as three-star defensive tackle by ESPNU and 247Sports.com
- Rated as No. 9-best JUCO DT and No. 87 overall JUCO prospect by 247Sports.com

## 2017 STATISTICS

REGULAR SEASON				TACKLES					SACKS		INTERCEPTIONS					FUMBLES				
Date	Opp	GP	GS	Tot	Solo	Asst	QBH	TFL	Sk	Yds	Int	Yds	Lg	TD	PD	FF	FR	Yds	TD	
9/10	JAX																			
9/14	at CIN																			
9/24	at NE																			
10/1	TEN																			
10/8	KC	1	0	1	1	0	0	1	0.0	0.0	0	0	0	0	0	0	0	0	0	0
10/15	CLE	1	0	1	1	0	1	1	1.0	7.0	0	0	0	0	0	0	0	0	0	0
10/29	at SEA	1	0	2	1	1	1	1	1.0	6.0	0	0	0	0	0	0	0	0	0	0
11/5	IND																			
11/12	at LAR	1	0	0	0	0	1	0	0.0	0.0	0	0	0	0	0	0	0	0	0	0
11/19	ARI	1	0	1	1	0	0	0	0.0	0.0	0	0	0	0	0	0	0	0	0	0
11/27	at BAL	1	1	1	1	0	0	0	0.0	0.0	0	0	0	0	0	0	0	0	0	0
12/3	at TEN	1	1	0	0	0	0	0	0.0	0.0	0	0	0	0	0	0	0	0	0	0
12/10	SF	-	-	-	-	-	-	-	-	-	-	-	-	-	-	-	-	-	-	-
12/17	at JAX	-	-	-	-	-	-	-	-	-	-	-	-	-	-	-	-	-	-	-
12/25	PIT	-	-	-	-	-	-	-	-	-	-	-	-	-	-	-	-	-	-	-
12/31	at IND	-	-	-	-	-	-	-	-	-	-	-	-	-	-	-	-	-	-	-
<b>Totals</b>		<b>7</b>	<b>2</b>	<b>6</b>	<b>5</b>	<b>1</b>	<b>3</b>	<b>3</b>	<b>2.0</b>	<b>13.0</b>	<b>0</b>	<b>0</b>	<b>0</b>	<b>0</b>	<b>0</b>	<b>0</b>	<b>0</b>	<b>0</b>	<b>0</b>	<b>0</b>

## CAREER STATISTICS

REGULAR SEASON				TACKLES					SACKS		INTERCEPTIONS					FUMBLES				
Year	Team	GP	GS	Tot	Solo	Asst	QBH	TFL	Sk	Yds	Int	Yds	Lg	TD	PD	FF	FR	Yds	TD	
2016	HOU	4	1	5	3	2	1	2	1.0	4.0	0	0	0	0	0	0	0	0	0	0
2017	HOU	7	2	6	5	1	3	3	2.0	13.0	0	0	0	0	0	0	0	0	0	0
<b>Totals</b>		<b>11</b>	<b>3</b>	<b>11</b>	<b>8</b>	<b>3</b>	<b>4</b>	<b>5</b>	<b>3.0</b>	<b>17.0</b>	<b>0</b>	<b>0</b>	<b>0</b>	<b>0</b>	<b>0</b>	<b>0</b>	<b>0</b>	<b>0</b>	<b>0</b>	<b>0</b>
POSTSEASON				TACKLES					SACKS		INTERCEPTIONS					FUMBLES				
Date	Opp	GP	GS	Tot	Solo	Asst	QBH	TFL	Sk	Yds	Int	Yds	Lg	TD	PD	FF	FR	Yds	TD	
1/7/17	OAK (WC)																			
1/14/17	at NE (DIV)																			
<b>Totals</b>		<b>0</b>	<b>0</b>	<b>0</b>	<b>0</b>	<b>0</b>	<b>0</b>	<b>0</b>	<b>0.0</b>	<b>0.0</b>	<b>0</b>	<b>0</b>	<b>0</b>	<b>0</b>	<b>0</b>	<b>0</b>	<b>0</b>	<b>0</b>	<b>0</b>	<b>0</b>



## KENDALL LAMM

**TACKLE | 6-6 | 305 | APPALACHIAN STATE**

Hometown: Charlotte, N.C. | 3rd NFL Season | 3rd with Texans | Age: 25  
 Acquired: CFA-'15 | 2017 GP/GS: 9/3 | Career GP/GS (Playoffs): 39/10 (3/0)  
 Teams: Houston 2015-17

# 63

### TRANSACTIONS:

Signed by the Houston Texans as a college free agent on May 8, 2015.

### 2017 (Houston 9/3):

- Started at LT in the season opener vs. Jacksonville (9/10)
- Appeared in relief duty and on special teams in Weeks 2-3 and Weeks 5-6
- Started at tackle vs. Indianapolis (11/5)
- Started his third game of the season and helped pave the way for 134 rushing yards, 357 yards of total offense and the team's sixth game of 30-or-more points on the season vs. Arizona (11/19)

### 2016 (Houston 15/3, 2/0):

- Saw three snaps of action as a reserve offensive lineman in the season opener vs. Chicago (9/11)
- Played on special teams in Week 2 vs. Kansas City (9/18)
- Active but did not play in Week 3 at New England (9/22)
- Made his first start of the season and fifth of his career vs. Tennessee (10/2) in Week 4
- Played 17 snaps on offense and contributed on special teams at Minnesota (10/9) in Week 5
- Started as an extra tackle and contributed on special teams vs. Indianapolis (10/16) in Week 6 and at Denver (10/24) in Week 7
- Played as an extra tackle and contributed on special teams in Weeks 8-12
- Saw spot duty as an extra tackle and at right tackle in addition to special teams in Week 13 at Green Bay (12/4)
- Played as an extra tackle and contributed on special teams in Weeks 14-17 and vs. Oakland (1/7/17) in the AFC Wild Card round
- Appeared on special teams at New England (1/14/17) in the AFC Divisional round

### 2015 (Houston 15/4, 1/0):

- Played in 15 games, making four starts, in his rookie season. Also saw action in the AFC Wild Card game vs. Kansas City (1/9/16)
- Made his NFL debut at Carolina (9/20) and played right tackle
- Played right tackle vs. Tampa Bay (9/27)
- Made his first career NFL start vs. Indianapolis (10/8)
- Notched his first career fumble recovery following a fumble by RB Arian Foster in the second quarter at Jacksonville (10/18)
- Recorded his first career reception for a gain of seven yards in the first quarter at Buffalo (12/6)

### COLLEGE:

- Played four seasons (2011-14) at Appalachian State University in Boone, N.C. after redshirting the 2010 campaign
- First-team All-Sun Belt Conference honoree in 2014
- Started all 12 games at left tackle in 2014, protecting the blind side
- Recorded 46 knockdowns and allowed only two sacks over a team-high 817 snaps in 2014
- Clear-cut leader of an offensive line that allowed only 11 sacks all season and rushed for 241.8 yards per game in 2014
- Named first-team All-Southern Conference by the league's coaches and second-team by the media in 2013 after starting all 12 games at left tackle
- Compiled 28 knockdowns and was charged with allowing only one sack all season in 2013
- Started 11-of-12 games at left tackle in 2012 and was not charged with surrendering a sack nor did he commit a penalty
- Ranked third among Appalachian State's offensive linemen with 672 total plays on the campaign in 2012
- Started the first seven games of the season at left tackle as a redshirt freshman in 2011
- Redshirted in 2010

### PERSONAL:

- Played at David W. Butler High School in Matthews, N.C. for Head Coach Mike Newsome
- First-team all-state honoree as a senior
- Earned all-conference recognition three times and All-Charlotte Observer honors twice
- Helped lead Butler to a 15-0 record, the school's first state championship and a No. 2 national ranking according to PrepNation.com in 2009
- Anchored an offensive line that paved the way for the Bulldogs to average 48.4 points per game as a senior
- Butler was 49-8 during his prep career
- Full name is Kendall Allen Lamm
- Born June 5, 1992

## CAREER STATISTICS

### REGULAR SEASON GAMES PLAYED/STARTED (PLAYOFFS):

2015 Houston: 15/4 (1/0)  
 2016 Houston: 15/3 (2/0)  
 2017 Houston: 9/3  
**TOTAL: 39/10 (3/0)**

- Son of Candace Lamm
- Graduated from Appalachian State in December 2014 with a bachelor's degree in communication-public relations
- Was a member of Appalachian State athletics' academic honor roll



## SHANE LECHLER

PUNTER | 6-2 | 240 | TEXAS A&M

Hometown: East Bernard, Texas | 18th NFL Season | 5th with Texans | Age: 40  
 Acquired: UFA-'13 (OAK) | 2017 GP/GS : 12/0 | Career GP/GS (Playoffs): 282/0 (10/0)  
 Teams: Oakland 2000-12; Houston 2013-17

# 9

### TRANSACTIONS:

Selected by the Oakland Raiders with the 13th pick in the fifth round (142nd overall) of the 2000 NFL Draft...Re-signed with the Raiders on Feb. 19, 2009...Signed by the Houston Texans on March 23, 2013...Re-signed with the Texans on March 10, 2016...Re-signed with the Texans on March 9, 2017.

### HONORS:

- Six-time Associated Press First-Team All-Pro (2000, 2003-04, 2008-10)
- Seven-time Pro Bowl selection (2001, 2004, 2007-11)
- Four-time AFC Special Teams Player of the Week (2000 - Week 12, 2000 - Week 15, 2004 - Week 2, 2016 - Week 8)
- Three-time Associated Press Second-Team All-Pro (2001, 2007, 2011)
- USA Football All-Fundamental Team (2011)
- PFW/PFWA Golden Toe Award (2009)

### CAREER:

- Owns the best gross punting average in NFL history at 47.5
- Has played in 250 consecutive games, the longest active streak in the NFL and the fifth-longest streak in NFL history
- Ranks second all-time in yards punting (67,303), third in punts (1,416), third in punts inside the 20 (461), and 18th in net average (39.1)
- Played in his 282 regular season game, the most of any active player in the NFL and tied for the 16th-most games played in NFL history
- Fastest player in NFL history to reach 50,000 yards punting (1,051 punts) and is just one of six players with 50,000-plus yards punting
- His 22 punts for 983 yards in the postseason are the most in Texans playoff history
- Passed P Sean Landeta (49,735) for the second-most career net punting yards in the NFL since 1976
- Passed P Sean Landeta (60,706) for the second-most career punting yards in the NFL since 1939
- Moved past Britton Colquitt (48) for the third-most career punts, the third-most career punting yards (2,104) and the third-most career punts pinned inside the 20-yard line (16) in the postseason among active NFL players
- NFL players
- Became the third player in NFL history to reach 60,000 career punting yards
- Led the NFL in gross average four times (2003-04, 2007, 2009)
- Led the NFL in net average four times (2000, 2007-09)
- Played in 206 games for Oakland from 2000-12, punting 1,014 times for 48,215 yards with 322 punts inside opponents' 20-yard line
- Holds the top five single-season punting averages in Oakland history, including a career-best 51.1 in 2009, and two of the top four single-season punting averages in NFL history: 51.1 (2009, second) and 50.8 (2011, fourth)
- Tied for sixth in Raiders' history with 206 games played
- Set an Oakland franchise record with an 80-yard punt against Chicago (11/27/11)
- Had at least one punt of 50 yards or more in 33 consecutive games from 2003-05, the longest such streak by any player since the AFL/NFL merger in 1970
- Has allowed only three touchdowns on punts in lifetime, at any level, two came in consecutive weeks late in 2007 season and one occurred on Sept. 22, 2013
- Has experienced just five blocked punts, and only two since 2006
- Reached 400 career punts pinned inside the 20 and passed P Craig Hentrich (399) for the third-most such punts in the NFL since 1976
- Set NCAA record for career punting average (44.7) at Texas A&M

### 2017 (Houston 12/0):

- Played in his 240th consecutive game, leading all active NFL players and moving into a tie for eighth all time at Cincinnati (9/14)
- Notched a 68-yard punt at New England (9/24)
- Averaged 61 yards per punt on two attempts vs. Tennessee (10/1)
- Punted five times for 240 yards, averaging 48.0 yards per punt, booming one punt 58-yards and pinning three punts inside the 20-yard line vs. Kansas City (10/8)
- Punted seven times for 350 yards with a 50.0 gross average and 43.9 net average vs. Cleveland (10/15)
- Registered 265 yards on five punts with a long of 63, having a gross average of 53.0 and a net average of 51.0 at Seattle (10/29)
- Punted eight times for 390 yards (48.8 avg., 43.3 net) and pinned five punts inside of the 20-yard line and three punts inside of the 10-yard line vs. Indianapolis (11/5)
- Punted six times for 281 yards (46.8 avg., 38.2 net), pinning four punts inside of the 20-yard

line and two within the five-yard line at the Los Angeles Rams (11/12)

- Punted six times for 281 yards (46.8 avg., 42.3 net) with a long of 55 yards vs. Arizona (11/19)
- Produced four punts for 174 yards (43.5 avg., 43.5 net) with a long of 59 and pinned one punt inside the 20-yard line at Baltimore (11/27)
- Recorded three punts for 139 yards (46.3 avg., 32.7 net) with one punt inside the 20-yard line at Tennessee (12/3)

### 2016 (Houston 16/0, 2/0):

- Ranked sixth in the NFL in gross punting average at 47.5, which marked the second-highest single-season average in franchise history
- Finished the regular season with only three touchbacks on punts, which was the lowest single-season total of his career
- Punted five times for 243 yards, averaging 48.6 gross yards and 40.6 net yards per punt, and pinned one inside the 20-yard line. Posted a long punt of 60 yards vs. Chicago (9/11)
- Punted five times for 249 yards, averaging 49.8 gross yards and 37.2 net yards per punt with a long of 62 yards. Also pinned one punt inside the 20-yard line vs. Kansas City (9/18)
- Punted six times for 294 yards, averaging 49.0 gross yards and 40.2 net yards per punt, while pinning a season-high four punts inside the 20-yard line at New England (9/22)
- Punted five times for 257 yards, averaging 51.4 gross yards per punt, and pinned two punts inside the 20-yard line at Minnesota (10/9) in Week 5
- Named AFC Special Teams Player of the Week for his performance vs. Detroit (10/30) in Week 8 in which he punted four times for 203 yards, averaging 50.8 gross yards and a season-high 49.5 net yards per punt, while pinning three inside the 20-yard line
- Notched a season-best 52.0 gross punting average with three punts for 156 yards at Oakland (11/21) in Week 11
- Logged four punts for 189 yards (47.3 gross avg., 39.5 net avg.) and pinned one inside the 20-yard line vs. San Diego (11/27) in Week 12
- Tied a single-game season high with a 52.0 gross yards average (three punts for 156 yards) and notched a season-high 50.7 net average in addition to pinning all three inside the 20-yard line at Indianapolis (12/11) in Week 14
- Tied his season high with four punts inside the 20-yard line vs. Jacksonville (12/18) in Week 15
- Set single-game season highs with eight punts for 371 yards and tied his season high with four punts inside the 20-yard line vs. Cincinnati (12/24) in Week 16
- Notched a personal postseason career high with 414 punting yards and tied his career mark with nine punts, including a franchise-record four inside the 20-yard line, vs. Oakland (1/17/17) in the AFC Wild Card round
- Registered eight punts for 341 yards, averaging 42.6 gross yards and 36.9 net yards, and pinned three inside the 20-yard line at New England (1/14/17) in the AFC Divisional round
- Logged a 63-yard punt at New England (1/14/17), which was the second-longest of his postseason career and longest since a 64-yard punt on Jan. 14, 2001 against Baltimore as a member of the Oakland Raiders

### 2015 (Houston 16/0, 1/0):

- Punted seven times for 329 yards (47.0 avg., 32.6 net) and pinned one inside the 20-yard line with a long of 57 vs. Kansas City (9/13)
- Punted eight times for 388 yards (48.5 avg., 43.0 net), including a long of 60 yards, and three pinned inside the 20-yard line at Carolina (9/20)
- His punt total tied for the 11th-most by a Texans player in team history and his yardage total also ranked 11th (9/20)
- Punted six times for 266 yards (44.3 avg., 33.0 net), including a long of 54 yards, and pinned three inside the 20-yard line vs. Tampa Bay (9/27)
- Pinned three punts inside the 20-yard line for two straight games (9/27)
- Punted four times for 194 yards (48.5 avg., 41.3 avg.), including a long of 60 yards, and pinned one inside the 20-yard line at Atlanta (10/4)
- Had a streak of eight games pinning at least one punt inside the 20-yard line, dating back to 2014, vs. Atlanta (10/4)
- Punted three times for 123 yards (41.0 avg., 35.7 net), including a long of 55 yards, vs. Indianapolis (10/8)
- Pinned one punt inside the 20-yard line at Jacksonville (10/18)
- Punted eight times for 384 yards (48.0 avg., 45.6 net), including a long of 55 yards, and pinned two inside the 20-yard line, at Miami (10/25)
- Punted eight times for 407 yards (50.9 avg., 40.5 net), including a long of 60 yards, and pinned two inside the 20-yard line vs. Tennessee (11/1). His gross average is a season-high
- Passed P Lee Johnson (1,226) for the fourth-most career punts in NFL history
- Punted eight times for 374 yards (46.8 avg., 38.9 net), pinning three inside the 20-yard line at Cincinnati (11/16)

## SHANE LECHLER

- Notched a 64-yard punt in the first quarter, a season-long for the Texans (11/16)
- Punted eight times for 417 yards (52.1 avg., 42.3 net), including a long of 63 yards, and pinned one inside the 20-yard line vs. N.Y. Jets (11/22)
- Reached 400 career punts pinned inside the 20 and passed P Craig Hentrich (399) for the third-most such punts in the NFL since 1976
- Punted four times for 189 yards (47.3 avg., 29.3 net), including a long of 51 yards, vs. New Orleans (11/29)
- Punted seven times for 285 yards (40.7 avg., 38.4 net), including a long of 57 yards, and pinned four inside the 20-yard line, at Buffalo (12/6)
- Punted seven times for 317 yards (45.3 avg., 38.7 net), including a long of 58 yards, and pinned one inside the 20-yard line vs. New England (12/13)
- Became the third player in NFL history to reach 60,000 career punting yards
- Punted four times for 201 yards (50.3 avg., 33.5 net), including a long of 59 yards, and pinned one inside the 20-yard line at Indianapolis (12/20)
- Punted six times for 314 yards (52.3 avg., 47.0 net), including a long of 56 yards, and pinned one inside the 20-yard line at Tennessee (12/27)
- Passed P Sean Landeta (49,735) for the second-most career net punting yards in the NFL since 1976
- Passed P Sean Landeta (60,706) for the second-most career punting yards in the NFL since 1939
- Punted four times for 190 yards (47.5 avg., 35.0 net), including a long of 52 yards, vs. Jacksonville (1/3/16)
- Finished the regular season with 95 punts for 4,497 yards (47.3 avg., 38.8 net), pinning 24 punts inside the 20-yard line
- Extended his streak of consecutive regular season games played to 222, which leads all active NFL players
- Punted five times for 228 yards (45.6 avg., 38.8 net), including a long of 53 yards, and pinned one inside the 20-yard line vs. Kansas City (1/9/16) in the AFC Wild Card game
- His punt total is tied for the most in a postseason game in Texans history while his yardage total ranks as the second-most in a postseason game in team history

### 2014 (Houston 16/0):

- Finished the season with 83 punts for 3,845 yards (46.3 avg.) and landed 27 punts inside the 20. Owns league's longest active games played streak at 206 games
- Passed P Brad Maynard (56,021) in Week 17 vs. Jacksonville for third all-time in punting yards. Lechler has 56,249 yards punting in his career
- Passed P Sean Landeta (381) in Week 17 vs. Jacksonville for fourth all-time for punts inside the 20. Lechler has 383 punts inside the 20
- Punted six times for 306 yards (51.0 avg.) with a long of 60 yards in Week 1 vs. Washington (9/7)
- Punted two times for 100 yards (50.0 avg.) with a long of 65 in Week 2 at Oakland (9/14)
- Punted four times for 205 yards (51.3 avg.) with a long of 64 in Week 3 against the N.Y. Giants (9/21). Also had a punt blocked for the first time since 2006 and converted a fake punt with a 10-yard completion to RB Alfred Blue in the first quarter
- Punted six times for 250 yards (41.7 avg.) with three punts inside 20-yards vs. Buffalo (9/28) in Week 4
- Averaged 46.6 yards on six punts, including a 60-yarder in the first quarter at Dallas (10/5) in Week 5
- Set a franchise record with a 71-yard punt in the third quarter vs. Indianapolis (10/9). Averaged 54.5 yards on four punts, which is the second-highest for a single game (minimum of four punts) in franchise history
- Dropped a season-high four punts inside the 20-yard line at Tennessee (10/26) in Week 8. Averaged 44.8 yards on six punts
- Played in his 200th consecutive game, the longest active streak in the NFL at Cleveland (11/16) in Week 11. Averaged 39.4 yards on five punts
- Punted seven times for 299 yards (42.7 avg.) and landed three punts inside the 20. Passed P Matt Turk (373) for fifth all-time for punts inside the 20-yard line
- Punted eight times for 361 yards (45.1 avg.) and landed three punts inside the 20 vs. Baltimore (12/21) in Week 16

## 2017 STATISTICS

### REGULAR SEASON

Date	Opp	GP	No	Yds	Avg	PUNTING				
						NetAvg	Lg	TB	In20	Blk
9/10	JAX	1	5	216	43.2	41.8	54	0	2	0
9/14	at CIN	1	9	440	48.9	38.0	59	0	2	0
9/24	at NE	1	4	234	58.5	45.3	68	0	2	0
10/1	TEN	1	2	122	61.0	59.5	61	0	1	0
10/8	KC	1	5	240	48.0	32.2	58	0	2	0
10/15	CLE	1	7	350	50.0	43.9	57	0	2	0
10/29	at SEA	1	5	265	53.0	51.0	63	0	2	0
11/5	IND	1	8	390	48.8	43.3	59	1	5	0
11/12	at LAR	1	6	281	46.8	38.2	58	1	4	0
11/19	ARI	1	6	281	46.8	42.3	55	1	0	0
11/27	at BAL	1	4	174	43.5	43.5	59	0	1	0
12/3	at TEN	1	3	139	46.3	32.7	54	0	1	0
12/10	SF	-	-	-	-	-	-	-	-	-
12/17	at JAX	-	-	-	-	-	-	-	-	-
12/25	PIT	-	-	-	-	-	-	-	-	-
12/31	at IND	-	-	-	-	-	-	-	-	-
<b>Totals</b>		<b>12</b>	<b>64</b>	<b>3,132</b>	<b>48.9</b>	<b>41.7</b>	<b>68</b>	<b>3</b>	<b>24</b>	<b>0</b>

## CAREER STATISTICS

### REGULAR SEASON

Date	Team	GP	No	Yds	Avg	PUNTING				
						NetAvg	Lg	TB	In20	Blk
2000	OAK	16	65	2,984	45.9	41.6	69	10	24	1
2001	OAK	16	73	3,375	46.2	39.4	65	12	23	1
2002	OAK	14	53	2,251	42.5	37.3	70	12	18	0
2003	OAK	16	96	4,503	46.9	39.9	73	13	27	0
2004	OAK	16	73	3,409	46.7	41.0	67	14	22	0
2005	OAK	16	82	3,744	45.7	40.0	64	9	26	0
2006	OAK	16	77	3,660	47.5	41.9	67	19	19	1
2007	OAK	16	73	3,585	49.1	43.0	70	7	25	0
2008	OAK	16	90	4,391	48.8	44.1	70	13	33	0
2009	OAK	16	96	4,909	51.1	43.9	70	12	30	0
2010	OAK	16	77	3,618	47.0	40.8	68	4	27	0
2011	OAK	16	78	3,960	50.8	40.9	80	9	27	0
2012	OAK	16	81	3,826	47.2	39.0	68	9	21	1
2013	HOU	16	88	4,189	47.6	40.0	65	7	34	0
2014	HOU	16	83	3,845	46.3	38.7	71	10	27	1
2015	HOU	16	95	4,497	47.3	38.8	64	10	24	0
2016	HOU	16	72	3,423	47.5	40.1	62	3	30	0
2017	HOU	12	64	3,132	48.9	41.7	68	3	24	0
<b>Totals</b>		<b>282</b>	<b>1,416</b>	<b>67,303</b>	<b>47.5</b>	<b>39.1</b>	<b>80</b>	<b>176</b>	<b>461</b>	<b>5</b>

### POSTSEASON

Date	Team	GP	No	Yds	Avg	NetAvg	Lg	TB	In20	Blk
2000	OAK	2	12	549	45.8	34.6	64	0	5	0
2001	OAK	2	11	441	40.1	28.4	51	4	1	0
2002	OAK	3	11	423	38.5	35.2	53	0	5	0
2015	HOU	1	5	228	45.6	38.8	53	0	1	0
2016	HOU	2	17	755	44.4	36.4	63	2	7	0
<b>Totals</b>		<b>10</b>	<b>56</b>	<b>2,396</b>	<b>42.8</b>	<b>34.4</b>	<b>64</b>	<b>6</b>	<b>19</b>	<b>0</b>

### ADDITIONAL STATISTICS

**PATs Made-Attempted (7-7):** All 7 vs. KC, 11/5/00 | **FGs Made-Attempted (0-1):** vs. KC, 11/5/00 (33 yards)  
**Kickoffs-Touchbacks (17-1):** 2000 - 9-1; 2005 - 3-0; 2006 - 1-0; 2007 - 1-0; 2008 - 1-0; 2009 - 1-0; 2013 - 1-0  
**Special Teams Tackles (19):** 2001 - 2; 2002 - 3; 2003 - 2; 2006 - 2; 2007 - 1; 2008 - 1; 2010 - 1; 2011 - 1; 2012 - 1; 2013 - 2, 2016 - 2  
**Passing (3-5-49-0):** 2011 - 1-3-35-0, 35-yard TD pass to Kevin Boss vs. CLE, 10/16/11; 2012 - 1-1-4-0; 2014 - 1-1-10-0  
**Rushing (6-0):** 2001 - 1-2; 2005 - 1-2; 2007 - 1-(-4); 2008 - 1-0; 2012 - 2-0

### CAREER GAME HIGHS

**Punts:** 11, 2x – last: vs. KC, 11/15/09 | **Punt Yards:** 556 vs. CAR, 11/9/08 (11 punts)  
**Average (min. 3 punts):** 59.0 at DEN, 12/24/05 (5 punts) | **Net Average (min. 3 punts):** 52.2 vs. NYJ, 10/25/09 (5 punts)  
**Long Punt:** 80 vs. CHI, 11/27/11 | **Punts Inside 20:** 5, 4x – last: vs. TEN, 9/15/13

## SHANE LECHLER

- Punted six times for 278 yards (46.3 avg.) and landed four punts inside the 20 vs. Jacksonville (12/28) in Week 17

### 2013 (Houston 16/0):

- Finished the season with a franchise-record 47.6 gross punting average and a career-best 34 inside the 20
- Made his Texans debut and had three punts for 135 yards (45.0 avg.), including three inside the 20-yard line at San Diego (9/9)
- Had seven punts for 338 yards (48.3 avg.), including tying a career-high five inside the 20-yard line vs. Tennessee (9/15)
- Had five punts for 252 yards (50.4 avg.), including three inside the 20-yard line at Baltimore (9/22)
- Had five punts for 249 yards (49.8 avg.) at Kansas City (10/20)
- Had seven punts for 412 yards (58.9 avg.), good for the seventh-highest single-game average in NFL history and highest single-game average in franchise history at Arizona (11/10). Also, booted a season-long 65-yarder in the game
- Moved into fifth place on the all-time yards punting list in the game vs. Oakland (11/17)
- Moved into fourth place on the all-time yards punting list in the game vs. Denver (12/22)
- Recorded three punts inside the 20-yard line to set a career high of 34 in a season at Tennessee (12/29)

### 2012 (Oakland 16/0):

- Averaged 47.2 gross yards and 39.0 net yards on 81 punts, including 21 inside the 20
- Averaged 54.7 yards (45.6 net) on nine punts in Weeks 9-10, with two inside the 20 and no touchbacks. For just the second time in his distinguished career, averaged at least 54.5 gross yards in consecutive games, and the first instance (Dec. 24, 2011, to Jan. 1, 2012) included a game in which he punted just once
- Opened training camp on the Active/Non-Football Injury List
- Began punting again Aug. 18, after passing his physical
- Voted a 2012 captain by his teammates Sept. 3
- Saw Chargers deflect his first blocked punt in six years (9/10)
- Despite a deflection of his second-quarter punt, which traveled only two yards, still averaged 49.4 gross and 43.4 net, on his seven total punts against Denver (9/30)
- Calmly made one of the most important plays of a 26-23 overtime win against Jacksonville (10/21), securing a slightly offline snap in time to place the ball for Sebastian Janikowski's game-tying extra point with less than three minutes left in the fourth quarter
- Threw his fourth career pass, a completion to Taiwan Jones on a second-quarter fake punt vs. Tampa Bay (11/4)
- Turned in one of the finest days of an impressive career, averaging 54.8 (gross) and 47.6 (net), including a 60-yarder, and a 53-yarder downed at the 2 early in the second quarter at Baltimore (11/11)
- Averaged 42.0 net yards on six punts, and posted a season high by pinning an opponent inside its own 20 three times at Cincinnati (11/25)
- Posted the 1,000th punt of his career vs. Kansas City (12/16)
- Averaged a stellar 43.8 yards on five punts and placed four inside the opponents' 20 for the 14th time in his career against Carolina (12/23); posted a 41.0 net average

### 2011 (Oakland 16/0):

- Named to AFC Pro Bowl squad for fifth straight season
- Punted 78 times for 3,960 yards and ranked second in the NFL in gross average (50.8) and fifth in the NFL in net average (40.9). His gross average ranks as the fourth-highest in NFL history
- Attempted the first three passes of career, including first career touchdown, on a fake field goal in Week 6 vs. Cleveland
- Placed 27 punts inside the 20-yard line
- Tied a then-franchise record with a 77-yard punt and averaged a season-high 58.2 yards per attempt at Denver (9/12)
- Completed first career pass, connecting with TE Kevin Boss for a 35-yard touchdown on a fake FG in 24-17 win vs. Cleveland (10/16)
- Broke own franchise record with an 80-yard punt vs. Chicago (11/27). Limited Bears WR Devin Hester to two returns for 7 yards and pinned Bears inside 20 on three occasions in 25-20 win
- Had a 71-yard punt at Green Bay (12/11)
- Had a 76-yard punt that ranked as the fourth-longest in Oakland franchise history at Kansas City (12/24)

### 2010 (Oakland 16/0):

- Named to fourth straight Pro Bowl and tabbed for first-team All-Pro honors by Associated Press
- Punted 77 times for 3,618 yards and ranked second in the NFL in both gross (47.9) and net (40.8) average
- Placed 27 punts inside the 20
- Averaged a season-high 54.8 yards per punt, including a season-long 68-yarder at Tennessee (9/12)
- Placed a season-high four punts inside the 20 vs. Houston (10/3)

### 2009 (Oakland 16/0):

- Named to third straight Pro Bowl after leading NFL in gross (51.1) and net (43.9) average
- Recipient of the PFW/PFWA Golden Toe Award, presented to the NFL's top punter or kicker
- Tied a career high with 96 punts, for a career-best 4,909 yards
- Placed 30 punts spotted inside the 20-yard line and registered a punt of 50-or-more yards in all 16 games
- Posted 12 punts of 60-or-more yards
- Had a season-long 70-yard punt at Kansas City (9/20)
- Tied career highs with 11 punts and five inside the 20 vs. Kansas City (11/15)
- Set a season high with a 54.8 gross average, with a long of 69 at Dallas (11/26)

### 2008 (Oakland 16/0):

- Named to his fourth Pro Bowl after leading the NFL in net average (41.2) and ranking second in gross average (48.8)
- Punted 90 times for 4,391 yards and had a career-high 33 punts inside the 20
- Registered a punt of 50 or more yards in all 16 games and posted 14 punts of 60-or-more yards
- Registered a season-long 70-yard punt vs. San Diego (9/28)
- Tied a career high with five punts inside the 20 vs. N.Y. Jets (10/19)
- Set career highs with 11 punts and 556 yards vs. Carolina (11/9), eclipsing his previous best of 10, as a rookie
- Registered a season-best 58.7 gross average at Denver (11/23)

### 2007 (Oakland 16/0):

- Earned his third Pro Bowl selection after leading the NFL in both gross (49.1) and net (41.1) average
- Registered a punt of 49 yards or more in all 16 games and had just seven touchbacks, the fewest in his career
- Punted 52 yards to pin Detroit at its 1-yard line in first quarter (9/9)
- Twice pinned the Broncos inside their 10-yard line, one of which led to a Raiders sack in the end zone for a safety at Denver (9/16)
- Had a 69-yard punt in the first quarter and downed the Browns inside their 10 with just over a minute remaining in 26-24 win vs. Cleveland (9/23)
- Punted nine times and helped limit Bears WR Devin Hester to just 2.3 yards per return, while making one special-teams tackle vs. Chicago (11/11)
- For first time in life at any level, allowed a touchdown return, when Packers DB Will Blackmon scored on a 57-yard runback in second quarter at Green Bay (12/9)

### 2006 (Oakland 16/0):

- Played in 16 games and punted 77 times for 3,660 yards, setting a then-club record with a 47.5-yard gross average
- Key in 20-13 win against defending Super Bowl champions, limiting Steelers WR Santonio Holmes to just two returns on seven punts, including three fair catches, two inside the Steelers' 15 vs. Pittsburgh (10/29)
- Punted a season-high 10 times at Seattle (11/6)

### 2005 (Oakland 16/0):

- Played in all 16 games and punted 82 times for 3,744 yards (45.7 avg.)
- Extended his streak of consecutive games with a punt of 50 yards or more to 33, eclipsing the previous best, a 30-game stretch by Seattle's Rick Tuten from 1993-95, as the longest since the 1970 merger
- Launched 34 punts of 50 yards or more and had two travel at least 60. Had his best season in terms of placement, downing a career-high 26 punts inside the opponent's 20
- His 45.7 gross average ranked second in the NFL, just 0.003 yards behind Buffalo's Brian Moorman
- Recorded an AFC single-game season best gross average of 51.0 yards vs. Kansas City (9/18)
- With a long of 49, snapped his streak of consecutive games with a punt of 50-plus at 33 at N.Y. Jets (12/11)
- Recorded longest punt of season with 64-yarder in second quarter at Denver (12/24)
- Punted a season-high nine times; also placed a season-high four punts inside 20 vs. New York Giants (12/31)

### 2004 (Oakland 16/0):

- Named to the Pro Bowl for the second time after leading the NFL in gross average for second straight year (46.7)
- Had a punt travel at least 50 yards in every game, booming 29 such punts overall, and had 10 of more than 60 yards
- Had 22 punts downed inside 20
- Punted four times for 222 yards (55.5) including punts of 61 and 64 yards at Indianapolis (10/10)
- Averaged a season-high 55.7 yards on three punts for 167 yards and boomed his seventh punt of 60-plus yards with a season-long 67-yarder in the fourth quarter at Carolina (11/7). Also launched a 56-yarder that landed at the Carolina 1-yard line before Oakland downed it at the 3-yard line
- Boomed 67-yarder from the Raiders' 19 to the Atlanta 14 (12/12). Landed two of his four punts inside the Falcons' 20, one downed at the 10-yard line



## SHANE LECHLER

- Had two punts downed inside the 20, one that pinned Titans at their 13-yard line with 25 seconds remaining in the game to set up a game-clinching safety vs. Tennessee (12/19)

### 2003 (Oakland 16/0):

- Named to the Associated Press All-Pro team
- Led NFL with a career-high 4,503 punting yards and posted career highs in attempts (96 – tied in 2009) and punts downed inside the 20 (27 – surpassed in 2008)
- Boomed eight punts of more than 60 yards and two of more than 70
- Averaged more than 50 yards per punt in six games
- His 96 punts tied P Ray Guy (1981) for second highest total in Raiders history, behind P Leo Araguz (98 in 1998)

### 2002 (Oakland 14/0, 3/0):

- Helped AFC champion Raiders to Super Bowl with 53 punts for 2,251 yards (42.5), ranking fourth in the AFC and eighth in the NFL
- Placed 18 inside the 20, with only 12 touchbacks
- Inactive for first two games of the season due to quad injury
- Returned from quad injury to make regular-season debut and punted three times for 134 yards (44.7 average) vs. Tennessee (9/29)
- Punted five times for 250 yards (50.0) with a season-long 70-yarder at Buffalo (10/6)
- Placed all three punts inside the 20, a season high vs. New England (11/17)
- Tied a season-high with three punts inside the 20 at Miami (12/15)
- Pinned Titans inside 20 on one occasion in AFC championship vs. Tennessee (1/19/03)
- Punted five times for 195 yards (39.0) with a long of 53 yards and two punts placed inside the 20 in Super Bowl XXXVII vs. Tampa Bay (1/26/03)

### 2001 (Oakland 16/0, 2/0):

- Named to his first Pro Bowl following a spectacular season in which he punted 73 times for 3,375 yards, a 46.2-yard gross average that ranked first in the AFC and second in the NFL
- Pinned opponents inside the 20 on nearly one of every three punts (23-of-73)
- Tied for second in the AFC and third in the NFL with 21 punts of more than 50 yards, and led conference and ranked third in league with eight of better than 60 yards
- Named second-team AP All-Pro, Pro Football Weekly All-AFC, first-team Football Digest All-Pro, and second-team College and Pro Football News Weekly All-Pro
- Hit a season-high 65-yarder at Kansas City (9/9)
- Set season highs with seven punts for 345 yards (49.3 average) at Miami (9/23)
- Punted twice in AFC Wild Card game vs. N.Y. Jets (1/12/02) for 89 yards and had a long punt of 49 yards
- Saw action in snowy AFC Divisional game at New England (1/19/02) and tied P Ray Guy for most punts in a Raiders playoff contest, with nine, for 352 yards (39.1 average). Had a long punt of 51 yards
- In the Pro Bowl (2/2/03), broke the game's record on two occasions with 70- and 73-yard punts, eclipsing the previous mark, 64 yards (Tom Wittum, 1974, and Darren Bennett, 1996)

### 2000 (Oakland 16/0, 2/0):

- Had a record-breaking rookie season by punting 65 times for 2,984 yards
- Selected first-team All-Pro by the AP, College & Pro Football Newsweekly, The Sporting News and USA Today
- Picked up second-team honors from Football Digest, and garnered all-rookie team accolades from Football News and Pro Football Weekly
- Averaged 45.91 yards, the second-best punting average by a rookie in NFL history (P Frank Sinkwich with Detroit in 1943 averaged 45.92)
- That gross average ranked second in the NFL and broke P Ray Guy's 1973 Oakland franchise record of 45.3. Led NFL in net average (38.0), and tied for second in NFL with 45.9 gross mark, and had 24 inside the 20
- Recorded five punts of 60 or longer and 19 of 50 or longer
- Made NFL debut and amassed 10 punts for 424 yards (42.4) with a season-high five downed inside the 20 vs. San Diego (9/3)
- Served as kicker in place of an injured K Sebastian Janikowski, kicking off eight times with one touchback vs. Kansas City (11/5)
- Connected on all seven PATs and missed his lone FG attempt, a 33-yarder (11/5)
- (11/16) at New Orleans: Registered a season-high 54.8-yard average to earn AFC Special Teams Player of the Week
- Named AFC Special Teams Player of the Week for a second time, punting seven times for 311 yards (44.4) and placing four inside the 20 vs. N.Y. Jets (12/10)
- Punted five times for 234 yards (46.8) with a long of 54 in AFC Divisional playoff vs. Miami (1/6/01)
- Punted seven times for 315 yards (45.0) in AFC Championship vs. Baltimore (1/14/01), placing four inside 20, with long of 64

### COLLEGE:

- Finished college career (1995-99) at Texas A&M as NCAA career record holder in gross average (44.7) and game with a gross average of at least 40.0 yards (37)
- A two-time All-American and a three-time first-team All-Big 12 selection, finished his career with 268 punts for 11,977 yards
- Set school and Big 12 records in career punts, yardage, career gross (44.7) and net average

(40.6), career 40- (37) and 50-yard (10) game averages and single-season gross average (46.9, 1997)

- Did not have a punt blocked or allow a punt return for a touchdown during his career
- As a senior, earned first-team All-America after averaging 46.5 yards on 60 punts. Posted 17 coffin-corner kicks and produced nine fair catches. Broke his own single-game record with a 57.2 average against Texas Tech, in addition to a 42.7 net, which beat his own school record by over a yard. Also handled kickoff duties and was the holder on placements before taking over the place kicker job for the final two games of the season
- Connected on six of eight extra points and on his lone field-goal attempt
- As a junior first-team All-American, averaged 43.6 yards per boot and recorded 21 coffin-corner punts and Compiled a 39.2-yard net average. Threw a touchdown pass on a fake field goal against Texas Tech
- As sophomore, earned first-team All-Big 12 honors and All-America honorable mention after averaging 47.0 yards per punt. His 1997 average shattered the A&M record of 43.8 set by David Davis in 1992. His season net average was 41.3, which broke the school record of 40.1. Earned Big 12 Special Teams Player of the Week honors after averaging 44.0 yards on six punts in the rain vs. Texas
- Majored in history

### PERSONAL:

- As starting quarterback, punter and placekicker, led East Bernard (Texas) High School to a 12-2 record and the quarterfinals of the Texas 2A state quarterfinals as a senior. Completed 87-of-101 passes (86.1 percent) for 1,640 yards and 11 touchdowns
- Passed for nearly 5,000 yards, and averaged 41.6 yards per punt, including 85- and 78-yarders
- Also played baseball, basketball and golf, and competed in track
- Father, Dale, played football at Baylor before coaching Texas high school football for 17 years
- Mother, Javon, was a point guard at Baylor
- Wife, Erin, was an All-America volleyball player at Texas A&M
- Brother, Derek, also punted for Texas A&M
- One grandfather, Ed, played quarterback at Mississippi State; another grandfather, Buddy Attaway, played at Baylor before signing with the Pittsburgh Steelers
- Worked Ray Guy camps, learning the legend's approach to games, between seasons during college



## LATROY LEWIS

OUTSIDE LINEBACKER | 6-3 | 255 | TENNESSEE

Hometown: Akron, Ohio | Rookie | Age: 23  
 Acquired: FA -'17 | 2017 GP/GS: 0/0 | Career GP/GS (Playoffs): 0/0 (0/0)  
 Teams: Oakland 2017; Houston 2017

# 54

### TRANSACTIONS:

Signed by the Oakland Raiders as a college free agent on May 8, 2017...Waived by the Raiders on Sept. 2, 2017...Signed to the Houston Texans practice squad on Sept. 4, 2017.

### 2017 (Houston 0/0):

- Inactive at Tennessee (12/3)

### CAREER AT TENNESSEE:

- Played four seasons (2013-16) at the University of Tennessee in Knoxville, Tenn.
- Played in 44 career games with 10 starts and notched 77 total tackles, 12.0 tackles for loss, 4.5 sacks and one forced fumble

### 2016 (Tennessee):

- Played in 12 games and recorded career-bests with 36 tackles, four tackles for loss, 2.5 sacks and one fumble recovery

### 2015 (Tennessee):

- Appeared in 13 games and registered 29 tackles, two tackles for loss, one pass defensed, one forced fumble and one sack

### 2014 (Tennessee):

- Participated in 13 games and had eight tackles, a career-best five tackles for loss, one pass defensed, one forced fumble and once sack

### 2013 (Tennessee):


- Played in six games as a freshman and produced four tackles and one tackle for loss

### PERSONAL:

- Attended Archbishop Hoban High School in Akron, Ohio
- Son of La Tonya Lewis-Bector
- Majored in kinesiology
- Recipient of the Aggregates USA, LLC Athletic Scholarship Fund
- Recipient of General Bob Neyland Endowment
- Recipient of Ragland Family Business Administration Athletic Endowment

## 2017 STATISTICS

REGULAR SEASON				TACKLES				SACKS		INTERCEPTIONS				FUMBLES						
Date	Opp	GP	GS	Tot	Solo	Asst	QBH	TFL	Sk	Yds	Int	Yds	Lg	TD	PD	FF	FR	Yds	TD	
9/10	JAX																			
9/14	at CIN																			
9/24	at NE																			
10/1	TEN																			
10/8	KC																			
10/15	CLE																			
10/29	at SEA																			
11/5	IND																			
11/12	at LAR																			
11/19	ARI																			
11/27	at BAL																			
12/3	at TEN																			
12/10	SF	-	-	-	-	-	-	-	-	-	-	-	-	-	-	-	-	-	-	-
12/17	at JAX	-	-	-	-	-	-	-	-	-	-	-	-	-	-	-	-	-	-	-
12/25	PIT	-	-	-	-	-	-	-	-	-	-	-	-	-	-	-	-	-	-	-
12/31	at IND	-	-	-	-	-	-	-	-	-	-	-	-	-	-	-	-	-	-	-
<b>Totals</b>		<b>0</b>	<b>0</b>	<b>0</b>	<b>0</b>	<b>0</b>	<b>0</b>	<b>0</b>	<b>0.0</b>	<b>0.0</b>	<b>0</b>	<b>0</b>	<b>0</b>	<b>0</b>	<b>0</b>	<b>0</b>	<b>0</b>	<b>0</b>	<b>0</b>	<b>0</b>



## GREG MANCZ

(MANTS)

CENTER | 6-4 | 300 | TOLEDO

Hometown: Cincinnati, Ohio | 3rd NFL Season | 3rd with Texans | Age: 25  
 Acquired: CFA-'15 | 2017 GP/GS (Playoffs): 6/3 | Career GP/GS (Playoffs): 25/19 (2/2)  
 Teams: Houston 2015-17

# 65

### TRANSACTIONS:

Signed by the Houston Texans as a college free agent on May 8, 2015.

### 2017 (Houston 6/3):

- Played as a guard in the season opener vs. Jacksonville (9/10)
- Started at right guard at Cincinnati and helped pave the way for a 168-yard rushing performance (9/14)
- Paved the way for a 125-yard rushing performance with a 300-yard passer at New England (9/24)
- Played on offense and special teams, helping lead the offense to 500-plus yards of total offense and 38 points at Seattle (10/29)
- Started at RG and helped pave the way for 384 yards of total offense at Tennessee (12/3)

### 2016 (Houston 16/16, 2/2):

- Started at center in all 16 regular season games and both postseason contests, making him the only Texans lineman to start every game of the year
- Made his first career start in the season opener and helped pave the way for RB Lamar Miller's 106-yard rushing performance vs. Chicago (9/11)
- Helped pave the way for 100-yard rushing performances by RB Lamar Miller vs. Chicago (9/11) in Week 1, vs. Indianapolis (10/16) in Week 6 and at Oakland (11/21) in Week 11
- Contributed to a Texans ground attack that put together a season-high 181 rushing yards at Jacksonville (11/13) in Week 10
- Helped RB Lamar Miller rush for 107 yards and a touchdown at Indianapolis (12/11) in Week 14

### 2015 (Houston 3/0, 0/0):

- Played in three regular season games in his rookie season
- Made his NFL debut in the season opener vs. Kansas City (9/13)
- Came in to play left guard at Carolina (9/20)
- Played in his final game of the season in Week 3 vs. Tampa Bay (9/27)
- Inactive in Weeks 4-8
- Placed on the Reserve/Injured List on Nov. 3

### COLLEGE:

- Played four seasons (2011-14) at the University of Toledo (Ohio)
- Named second-team All-America by the Football Writers Association of America (FWAA)
- Only player from Mid-American Conference to make the FWAA All-American team
- First Rocket to earn All-American honors since Eric Page was named honorable mention by Sports Illustrated in 2011
- First UT offensive lineman to make either first- or second-team All-America on one of the five major All-America teams since Dan Bukovich made the Associated Press first-team in 1938
- Won the Vern Smith Leadership Award, given annually to the best player in the Mid-American Conference
- First offensive lineman to win the award in its 33-year history
- First-team All-MAC selection and leader of offensive line that powered Rocket offense that ranks No. 1 in MAC in scoring, total offense and rushing offense in 2014
- String of 47 consecutive starts was snapped when he sat out game on Nov. 11 due to knee injury
- One of 12 finalists nationally for the Wuerffel Trophy (community service)
- Also a candidate for the Rimington Trophy (center), Rotary Lombardo Award (lineman), Campbell Trophy (academics) and All State Good Works Award (community service)

### PERSONAL:

- Full name is Gregory Brian Mancz
- Birthdate: April 23, 1992
- Parents are Mary Beth Fehring and the late Brian Mancz
- UT Student-Athlete Advisory Council (SAAC) president in 2013-14
- Member of UT Football Team Leadership Council that organizes volunteer community service activities 2010-2014
- Member of UT Football Leadership Board that makes all team decisions on discipline and practice adjustments 2012-2014
- Vice-President for Athletes in Action at UT for 2013-14
- Board for Fellowship of Christian Athletes 2013-14
- Graduated with a degree in finance

## CAREER STATISTICS

### REGULAR SEASON GAMES PLAYED/STARTED (PLAYOFFS):

2015 Houston: 3/0 (0/0)  
 2016 Houston: 16/16 (2/2)  
 2017 Houston: 6/3  
**TOTAL: 25/19 (2/2)**



## NICK MARTIN

CENTER | 6-5 | 300 | NOTRE DAME

Hometown: Indianapolis, Ind. | 2nd NFL Season | 2nd with Texans | Age: 24  
 Acquired: D2-'16 | 2017 GP/GS 12/12 | Career GP/GS (Playoffs): 12/12 (0/0)  
 Teams: Houston 2016-17

# 66

### TRANSACTIONS:

Selected by the Houston Texans with the 19th pick in the second round (50th overall) of the 2016 NFL Draft.

### 2017 (Houston 12/12):

- Started in his NFL debut vs. Jacksonville (9/10)
- Started at center and helped lead the team to a 168-yard rushing performance at Cincinnati (9/14)
- Paved the way for a 125-yard rushing performance with a 300-yard passer at New England (9/24)
- Started vs. Tennessee (10/1) and paved the way for a 173-yard rushing performance, 445 yards of total offense, six offensive touchdowns and a franchise-record 57 points
- Started and helped block for a 144-yard rushing performance and five offensive touchdowns vs. Kansas City (10/8)
- Paved the way for 340 net yards of offense and helped the Texans score 30-plus points for a franchise-record fourth straight game vs. Cleveland (10/15)
- Played every snap at center and paved the way for 500-plus yards of offense and 38 points at Seattle (10/29)
- Started his eighth consecutive game vs. Indianapolis (11/5)
- Started at center and paved the way for 134 rushing yards, 357 yards of total offense and the team's sixth game of 30-or-more points vs. Arizona (11/19)
- Paved the way for the offense to gain 384 yards at Tennessee (12/3)

### 2016 (Houston 0/0, 0/0):

- Placed on the Reserve/Injured List on Aug. 30

### COLLEGE:

- Played four seasons (2012-15) at the University of Notre Dame in South Bend, Ind. after redshirting the 2011 season
- Saw action in 50 games and made 37 starts in his career with the Fighting Irish
- Named to the Rimington Trophy Watch List (2014-15) and the Lombardi Award Watch List (2014), and served as a team captain his final two seasons
- Started 26 consecutive games from 2014-15
- As a senior in 2015, helped establish a running game that rushed for 207.6 yards per game, the highest average for Notre Dame since 1998
- Played the final 10 games of the 2014 campaign at left guard, marking his first start at any other position than center
- Part of a Fighting Irish offensive line that yielded just 8.0 sacks and ranked second in the Football Bowl Subdivision in fewest sacks allowed in 2013

### PERSONAL:

- First-team Indiana All-State pick on Associated Press Class 3A team as offensive lineman
- Named to Indiana Football Coaches Association Top 50 All-State team as one of 10 offensive linemen
- Named to 2010 Super Team by the Indianapolis Star
- Second-team offensive lineman on U.S. Air Force Medium Schools Prep All-America squad
- Helped fourth-ranked Bishop Chatard High School in Indianapolis to 2010 Indiana Class 3A state title with 28-14 win over South Bend St. Joseph's in state title contest that marked Chatard's record 10th state title
- Chatard ended season with 11-4 record and 10 straight wins after early three-game losing streak
- Helped team to No. 3 state ranking in IFCA final regular-season poll for 2010
- Starter on both offensive and defensive lines
- Rated second-best Class 3A defensive player in Indianapolis area in preseason listings by the Indianapolis Star
- Helped Chatard to 12-2 mark as a junior in 2009 before losing to Evansville Memorial in Indiana state playoff semi-state round
- Father, Keith, played football at Kentucky and was 1982 Academic All-Southeastern Conference pick as team's top defensive tackle while also earning NCAA Postgraduate Scholarship in 1983
- Played for coach Vincent Lorenzano at Bishop Chatard High School
- Son of Pam and Keith Martin
- Brother, Zack, is a three-time All-Pro selection and two-time Pro Bowler as the starting right guard for the Dallas Cowboys after being a first-round pick in the 2014 NFL Draft
- Graduated May 2015, with a degree in management consulting from the Mendoza College of Business

## CAREER STATISTICS

### REGULAR SEASON GAMES PLAYED/STARTED (PLAYOFFS):

2016 Houston: 0/0 (0/0)  
 2017 Houston: 12/12  
**TOTAL: 12/12 (0/0)**



## BENARDRICK MCKINNEY

INSIDE LINEBACKER | 6-4 | 250 | MISSISSIPPI STATE

Hometown: Tunica, Miss. | 3rd NFL Season | 3rd with Texans | Age: 24  
 Acquired: D2-'15 | 2017 GP/GS: 12/12 | Career GP/GS (Playoffs): 42/39 (3/3)  
 Teams: Houston 2015-17

# 55

### TRANSACTIONS:

Selected by the Houston Texans with the 11th pick in the second round (43rd overall) of the 2015 NFL Draft.

### HONORS:

- Associated Press Second-Team All-Pro (2016)

### 2017 (Houston 12/12):

- Registered a team-high nine combined tackles in the season opener vs. Jacksonville (9/10)
- Recorded career-highs with 2.0 sacks and three tackles for loss while adding six total tackles at Cincinnati (9/14)
- Made five tackles with one quarterback hit at New England (9/24)
- Notched three solo stops and one tackle for loss vs. Tennessee (10/1)
- Started and made six total tackles and two tackles for loss vs. Kansas City (10/8)
- Made a game-high seven solo tackles and finished with a team-high eight tackles vs. Cleveland (10/15)
- Started his seventh straight game and made five tackles at Seattle (10/29)
- Produced six total tackles with one quarterback hit vs. Indianapolis (11/5)
- Produced three tackles, one quarterback hit and notched his first pass defended of the season at the Los Angeles Rams (11/12)
- Finished with a team-high nine total tackles vs. Arizona (11/19)
- Notched five tackles on the day to pass C.C. Brown (251) for the 11th-most tackles in team history and produced his ninth tackle for loss on the season to establish a career high at Baltimore (11/27)
- Tallied seven total tackles, one tackle for loss and his third sack of the season at Tennessee (12/3)

### 2016 (Houston 16/16, 2/2):

- The only player in the NFL in 2016 and the second player in franchise history (Jamie Sharper in 2002) with at least 100 tackles and 5.0 sacks
- Finished 11th in the NFL in tackles with 129
- Became the seventh player in franchise history to record a 100-tackle season
- Passed DeMeco Ryans (127 in 2007) for the eighth-most tackles in a single season in Texans history
- Led the team in tackles and ranked third in sacks
- Set single-season career highs in tackles (129), quarterback hits (11), sacks (5.0), tackles for loss (8), passes defended (2) and forced fumbles (1)
- His 69 tackles through Week 7 were the most through the first seven games of a season in franchise history
- Led the team in tackles in Weeks 2-7 and 11
- Tied for second on the team with five tackles (two solo) and added a career-high two quarterback hits in the season opener vs. Chicago (9/11)
- Led the team with a season-high eight tackles to go along with 1.0 sack vs. Kansas City (9/18)
- Posted a single-game career-high 16 tackles at New England (9/22) in Week 3, which marked the highest single-game total by a Texan since ILB Brian Cushing (17) in 2014
- Also notched 1.0 sack at New England (9/22), giving him a new single-season career high
- Led the team in tackles for the third straight week with nine (six solo) and forced a fumble vs. Tennessee (10/2) in Week 4
- Led the team with 10 tackles (five solo), marking his second 10-tackle game of the year, at Minnesota (10/9) in Week 5

### 2017 STATISTICS

REGULAR SEASON				TACKLES					SACKS		INTERCEPTIONS					FUMBLES			
Date	Opp	GP	GS	Tot	Solo	Asst	QBH	TFL	Sk	Yds	Int	Yds	Lg	TD	PD	FF	FR	Yds	TD
9/10	JAX	1	1	11	4	7	0	0	0.0	0.0	0	0	0	0	0	1	0	0	0
9/14	at CIN	1	1	6	4	2	2	3	2.0	7.0	0	0	0	0	0	0	0	0	0
9/24	at NE	1	1	5	3	2	1	0	0.0	0.0	0	0	0	0	0	0	0	0	0
10/1	TEN	1	1	3	3	0	0	1	0.0	0.0	0	0	0	0	0	0	0	0	0
10/8	KC	1	1	6	3	3	0	2	0.0	0.0	0	0	0	0	0	0	0	0	0
10/15	CLE	1	1	8	7	1	1	0	0.0	0.0	0	0	0	0	0	0	0	0	0
10/29	at SEA	1	1	5	3	2	0	0	0.0	0.0	0	0	0	0	0	0	0	0	0
11/5	IND	1	1	6	2	4	1	0	0.0	0.0	0	0	0	0	0	0	0	0	0
11/12	at LAR	1	1	3	3	0	1	0	0.0	0.0	0	0	0	0	1	0	0	0	0
11/19	ARI	1	1	9	7	2	0	2	0.0	0.0	0	0	0	0	0	0	0	0	0
11/27	at BAL	1	1	5	4	1	0	1	0.0	0.0	0	0	0	0	0	0	0	0	0
12/3	at TEN	1	1	7	5	2	0	1	1.0	1.0	0	0	0	0	0	0	0	0	0
12/10	SF	-	-	-	-	-	-	-	-	-	-	-	-	-	-	-	-	-	-
12/17	at JAX	-	-	-	-	-	-	-	-	-	-	-	-	-	-	-	-	-	-
12/25	PIT	-	-	-	-	-	-	-	-	-	-	-	-	-	-	-	-	-	-
12/31	at IND	-	-	-	-	-	-	-	-	-	-	-	-	-	-	-	-	-	-
<b>Totals</b>		<b>12</b>	<b>12</b>	<b>74</b>	<b>48</b>	<b>26</b>	<b>6</b>	<b>10</b>	<b>3.0</b>	<b>8.0</b>	<b>0</b>	<b>0</b>	<b>0</b>	<b>0</b>	<b>1</b>	<b>1</b>	<b>0</b>	<b>0</b>	<b>0</b>

### CAREER STATISTICS

REGULAR SEASON				TACKLES					SACKS		INTERCEPTIONS					FUMBLES			
Year	Team	GP	GS	Tot	Solo	Asst	QBH	TFL	Sk	Yds	Int	Yds	Lg	TD	PD	FF	FR	Yds	TD
2015	HOU	14	11	58	35	23	2	7	1.0	11.0	0	0	0	0	0	0	0	0	0
2016	HOU	16	16	129	79	50	11	8	5.0	31.0	0	0	0	0	2	1	0	0	0
2017	HOU	12	12	74	48	26	6	10	3.0	8.0	0	0	0	0	1	1	0	0	0
<b>Totals</b>		<b>42</b>	<b>39</b>	<b>261</b>	<b>162</b>	<b>99</b>	<b>19</b>	<b>25</b>	<b>9.0</b>	<b>50.0</b>	<b>0</b>	<b>0</b>	<b>0</b>	<b>0</b>	<b>3</b>	<b>2</b>	<b>0</b>	<b>0</b>	<b>0</b>
POSTSEASON				TACKLES					SACKS		INTERCEPTIONS					FUMBLES			
Year	Team	GP	GS	Tot	Solo	Asst	QBH	TFL	Sk	Yds	Int	Yds	Lg	TD	PD	FF	FR	Yds	TD
2015	HOU	1	1	9	4	5	0	0	0.0	0.0	0	0	0	0	0	0	0	0	0
2016	HOU	2	2	12	6	6	0	0	0.0	0.0	0	0	0	0	2	0	0	0	0
<b>Totals</b>		<b>3</b>	<b>3</b>	<b>21</b>	<b>10</b>	<b>11</b>	<b>0</b>	<b>0</b>	<b>0.0</b>	<b>0.0</b>	<b>0</b>	<b>0</b>	<b>0</b>	<b>0</b>	<b>2</b>	<b>0</b>	<b>0</b>	<b>0</b>	<b>0</b>

### CAREER GAME HIGHS

Tackles: 16 at NE, 9/22/16 | QBH: 2, 4x - last: vs. JAX, 12/18/16 | TFL: 2, 3x - last: at JAX, 11/13/16 | Sacks: 1.0, 6x - last: vs. JAX, 12/18/16

- Collected a team-high 12 tackles (seven solo), 1.0 sack and two quarterback hits vs. Indianapolis (10/16) in Week 6
- Finished second on the team with nine tackles (seven solo) at Denver (10/24) in Week 7
- Tied for the team lead with seven tackles (six solo) and matched a career high with two tackles for loss at Jacksonville (11/13) in Week 10
- Posted a team-high eight tackles (all solo) and notched one tackle for loss at Oakland (11/21) in Week 11
- Notched his fourth 10-tackle game of the season with 12 tackles (eight solo) to go along with 1.0 sack and two quarterback hits vs. San Diego (11/27) in Week 12
- Set a single-season career high by making his 12th start of the season and contributed with five tackles (three solo) at Green Bay (12/4) in Week 13
- Tied for the team lead with eight tackles (five solo), adding one pass defended and one quarterback hit, at Indianapolis (12/11) in Week 14
- Led the team with seven tackles (four solo), to go along with 1.0 sack of Jaguars QB Blake Bortles and two quarterback hits, giving him 11 on the year, vs. Jacksonville (12/18) in Week 15
- Tied for second on the team with seven tackles, including five solo stops, vs. Cincinnati (12/24) in Week 16
- Made seven tackles (three solo) vs. Oakland (1/7/17) in the AFC Wild Card round
- Posted the first two postseason passes defended of his career at New England (1/14/17) in the AFC Divisional round

### 2015 (Houston 14/11, 1/1):

- Made one special teams tackle in his NFL debut vs. Kansas City (9/13)
- Tallied the first two tackles, including one for loss, of his career at Carolina (9/20)
- Made his first NFL start vs. Tampa Bay (9/27)
- Recorded two tackles (one solo) and one special teams tackle (9/27)

## **BENARDRICK MCKINNEY**

- Posted three tackles in his second straight start of the season at Atlanta (10/4)
- Finished second on the team with seven tackles (six solo) vs. Indianapolis (10/8)
- Inactive in Weeks 7-8
- Played and started in his first game (11/16) since Week 6 at Jacksonville (10/18)
- Led the team with a career-high nine tackles (six solo), including one for loss at Cincinnati
- Tied for third on the team with eight tackles, including four solo stops, vs. New England (12/13)
- His tackle total was his second-highest single-game output of the season (12/13)
- Tied for the team lead with seven tackles (three solo), including two for loss and 1.0 sack at Indianapolis (12/20)
- Picked up his first career sack when he brought down Colts QB Matt Hasselbeck for an 11-yard loss in the third quarter at Indianapolis (12/20). The sack pinned the Colts at their own 1-yard line and forced a punt
- Finished second on the team with nine tackles, including four solo stops in Wild Card Game vs. Kansas City (1/9/16)
- Posted the second-most tackles by a rookie in a Texans postseason game (1/9/16)

### **COLLEGE:**

- Played three seasons (2012-14) at Mississippi State University in Starkville, Miss. after redshirting the 2011 campaign
- One of the all-time great linebackers in school history, becoming the program's first first-team All-America linebacker since 1999
- Mississippi State's top tackler in his final two seasons
- Played in 39 games with 36 starts in three seasons with the Bulldogs
- Recorded 244 tackles, 19.5 tackles for loss, 7.5 sacks, seven passes defended and six fumble recoveries
- First-team All-America honors in 2014 from the Football Writers Association, ESPN, Phil Steele and Sports Illustrated
- Started all 13 games at middle linebacker and for the second straight year in 2014, was the Bulldogs' top tackler recording 71 with eight tackles for loss, three sacks, four passes defended, three fumble recoveries and one forced fumble
- Named to College Football News' All-Sophomore squad in 2013 when he racked up a team-best 71 total tackles, which ranked fourth among all sophomores in the SEC, and tied for the team lead in tackles for loss with 7.0 and sacks with 3.5
- Named a First-Team Freshman All-American by CBSSports.com, FoxSportsNext, Phil Steele and CollegeFootballNews.com in 2012
- Led all SEC freshmen and tied for second among freshman in the FBS with 102 tackles in 2012, which also ranked sixth overall in the SEC, while playing in all 13 games (10 starts)
- Earned All-SEC Freshman honors by the SEC coaches and ESPN.com in 2012 when he totaled 4.5 tackles for loss, a sack, four pass breakups and a fumble recovery
- Sat out his first season as a redshirt freshman in 2011

### **PERSONAL:**

- Attended Rosa Fort High School in Tunica, Miss.
- A top defensive prospect in the state of Mississippi and was the first Rosa Fort player to sign with an SEC program since 2001
- Led the RFHS Lions to a 3-3 finish in Region 2 play and a first-round playoff appearance in the Class 4A state playoffs
- Selected by the state's high school coaches to the North/South All-Star Game as a linebacker
- Started at quarterback for Rosa Fort during senior season and accounted for 2,036 total yards of offense and 22 touchdowns with 1,334 passing and 702 yards on the ground
- Credited with 66 tackles from linebacker spot
- Threw for 530 yards with five touchdowns as a junior
- Started for the Rosa Fort basketball team



## BRAXTON MILLER

WIDE RECEIVER | 6-2 | 215 | OHIO STATE

Hometown: Springfield, Ohio | 2nd NFL Season | 2nd with Texans | Age: 24

Acquired: D3-'16 | 2017 GP/GS: 9/2 | Career GP/GS (Playoffs): 19/8 (0/0)

Teams: Houston 2016-17

# 13

### TRANSACTIONS:

Selected by the Houston Texans with the 22nd pick in the third round (85th overall) of the 2016 NFL Draft.

### 2017 (Houston 9/2):

- Caught one pass for a career-high 15 yards at New England (9/24)
- Hauled in a one-yard touchdown reception for his first score of the season and second of his career vs. Cleveland (10/15)
- Recorded his first rush of the season at the Los Angeles Rams (11/12)
- Caught two passes for 14 yards vs. Arizona (11/19)
- Produced career-highs with five receptions for 43 yards at Baltimore (11/27)
- Hauled in four passes for a career-high 71 yards, including a career-long 57-yard reception, and returned his first career punt for eight yards at Tennessee (12/3)

### 2016 (Houston 10/6, 0/0):

- Caught one pass for six yards in his NFL debut vs. Chicago (9/11)
- Made one catch for three yards vs. Kansas City (9/18) in Week 2
- Inactive for Week 3 at New England (9/22) and Week 4 vs. Tennessee (10/2) with an injury
- Made his first career kickoff return for 15 yards and added a 12-yard reception at Minnesota (10/9) in Week 5
- Tallied two receptions for 13 yards and returned a kickoff 17 yards vs. Indianapolis (10/16) in Week 6
- Logged then-career highs with three receptions for 18 yards vs. Detroit (10/30) in Week 8
- Started his third game of the season and caught one pass for 10 yards at Jacksonville (11/13) in Week 10
- Set single-game career highs in receptions (5) and receiving yards (26) and caught his first career touchdown on a 12-yard pass from QB Brock Osweiler in the second quarter at Oakland (11/21) in Week 11
- Hauled in one pass for 12 yards and recorded one rush attempt for one yard vs. San Diego (11/27)
- Inactive for Week 14 at Indianapolis (12/11) with an injury
- Placed on the Reserve/Injured List on Dec. 13

### COLLEGE:

- Played four seasons (2011-13; 15) at Ohio State University in Columbus, Ohio
- Redshirted the 2014 campaign
- After missing 20 months of activity while recovering from a shoulder injury and two surgeries, switched positions to receiver/H-Back and earned honorable mention All-Big Ten honors after catching 26 passes for 341 yards and three touchdowns plus rushing for 281 yards and another score
- A two-time winner of the Chicago Tribune's Silver Football Award as the best player in the Big Ten as quarterback
- Holds the school record with 88 touchdowns responsible for while also finishing among the school's greats with 8,609 yards of total offense (second at Ohio State), 3,314 rushing yards (No. 6) and 33 rushing touchdowns, 5,295 yards passing (No. 8) and 52 touchdowns (No. 4)
- Has the most individual awards in Big Ten history with seven, including two offensive player and quarterback of year awards plus a freshman of the year honor
- Finished his career as a CFP National Champion (2015), Sugar Bowl Champion (2015), Fiesta Bowl Champion (2016) and Big Ten Champion (2014)
- A two-time All-Big Ten First Team selection (2012, 2013) and the only player ever to be named two-time Big Ten Offensive Player of the Year (2012, 2013)
- Also a two-time Heisman Trophy candidate (5th - 2012, 9th - 2013)

### 2017 OFFENSIVE STATISTICS

REGULAR SEASON				RECEIVING					RUSHING				
Date	Opp	GP	GS	Rec	Yds	Avg	Lg	TD	Att	Yds	Avg	Lg	TD
9/10	JAX	1	0	0	0	0.0	0	0	0	0	0.0	0	0
9/14	at CIN	1	1	2	10	5.0	8	0	0	0	0.0	0	0
9/24	at NE	1	0	1	15	15.0	15	0	0	0	0.0	0	0
10/1	TEN	-	-	-	-	-	-	-	-	-	-	-	-
10/8	KC	-	-	-	-	-	-	-	-	-	-	-	-
10/15	CLE	1	0	2	-5	-2.5	1	1	0	0	0.0	0	0
10/29	at SEA	1	0	0	0	0.0	0	0	0	0	0.0	0	0
11/5	IND	-	-	-	-	-	-	-	-	-	-	-	-
11/12	at LAR	1	0	0	0	0.0	0	0	1	1	1.0	1	1
11/19	ARI	1	0	2	14	7.0	11	0	0	0	0.0	0	0
11/27	BAL	1	1	5	43	8.6	19	0	0	0	0.0	0	0
12/3	at TEN	1	0	4	71	17.8	57	0	0	0	0.0	0	0
12/10	SF	-	-	-	-	-	-	-	-	-	-	-	-
12/17	at JAX	-	-	-	-	-	-	-	-	-	-	-	-
12/25	PIT	-	-	-	-	-	-	-	-	-	-	-	-
12/31	at IND	-	-	-	-	-	-	-	-	-	-	-	-
<b>Totals</b>		<b>9</b>	<b>2</b>	<b>16</b>	<b>148</b>	<b>9.3</b>	<b>57</b>	<b>1</b>	<b>1</b>	<b>1</b>	<b>1.0</b>	<b>1</b>	<b>0</b>

### CAREER OFFENSIVE STATISTICS

REGULAR SEASON				RECEIVING					RUSHING				
Year	Team	GP	GS	Rec	Yds	Avg	Lg	TD	Att	Yds	Avg	Lg	TD
2016	HOU	10	6	15	99	6.6	12t	1	3	0	0.0	1	0
2017	HOU	9	2	16	148	9.3	57	1	1	1	1.0	1	0
<b>Totals</b>		<b>19</b>	<b>8</b>	<b>31</b>	<b>247</b>	<b>8.0</b>	<b>57</b>	<b>2</b>	<b>4</b>	<b>1</b>	<b>0.3</b>	<b>1</b>	<b>0</b>

### 2017 RETURN STATISTICS

REGULAR SEASON				KICKOFFS					PUNTS				
Date	Opp	GP	KR	Yds	Avg	Lg	TD	PR	Yds	Avg	Lg	TD	FC
9/10	JAX	1	0	0	0.0	0	0	0	0	0.0	0	0	0
9/14	at CIN	1	0	0	0.0	0	0	0	0	0.0	0	0	0
9/24	at NE	1	0	0	0.0	0	0	0	0	0.0	0	0	0
10/1	TEN	-	-	-	-	-	-	-	-	-	-	-	-
10/8	KC	-	-	-	-	-	-	-	-	-	-	-	-
10/15	CLE	1	0	0	0.0	0	0	0	0	0.0	0	0	0
10/29	at SEA	1	0	0	0.0	0	0	0	0	0.0	0	0	0
11/5	IND	-	-	-	-	-	-	-	-	-	-	-	-
11/12	at LAR	1	0	0	0.0	0	0	0	0	0.0	0	0	0
11/19	ARI	1	0	0	0.0	0	0	0	0	0.0	0	0	0
11/27	at BAL	1	0	0	0.0	0	0	0	0	0.0	0	0	0
12/3	at TEN	1	0	0	0.0	0	0	0	0	0.0	0	0	0
12/10	SF	-	-	-	-	-	-	-	-	-	-	-	-
12/17	at JAX	-	-	-	-	-	-	-	-	-	-	-	-
12/25	PIT	-	-	-	-	-	-	-	-	-	-	-	-
12/31	at IND	-	-	-	-	-	-	-	-	-	-	-	-
<b>Totals</b>		<b>0</b>	<b>0</b>	<b>0</b>	<b>0.0</b>	<b>0</b>	<b>0</b>	<b>0</b>	<b>0</b>	<b>0.0</b>	<b>0</b>	<b>0</b>	<b>0</b>

### CAREER RETURN STATISTICS

REGULAR SEASON				KICKOFFS					PUNTS				
Year	Team	GP	KR	Yds	Avg	Lg	TD	PR	Yds	Avg	Lg	TD	FC
2016	HOU	10	3	41	13.7	17	0	1	1	1.0	1	0	0
<b>Totals</b>		<b>10</b>	<b>3</b>	<b>41</b>	<b>13.7</b>	<b>17</b>	<b>0</b>	<b>1</b>	<b>1</b>	<b>1.0</b>	<b>1</b>	<b>0</b>	<b>0</b>

- Graduated in December 2014 with a degree in communications

### PERSONAL:

- Highly-regarded quarterback who led Wayne High School in Huber Heights, Ohio to the 2010 Division I state title game
- Passed for 2,167 yards and 17 touchdowns, and rushed for 658 yards 17 more touchdowns as a senior for Coach Jay Minton

**BRAXTON MILLER**

- Had a career record of 31-7 as a starting quarterback
- Ohio Mr. Football finalist and first team all-state
- Under Armour All-American game participant
- Basketball letterman
- The son of Kelly and Kevin Miller
- Youngest of three siblings (Brion and Bailey)
- Has a son, Landon
- Enrolled at Ohio State in January 2009
-





## LAMAR MILLER

**RUNNING BACK | 5-10 | 225 | MIAMI (FLA.)**

Hometown: Miami, Fla. | 6th NFL Season | 2nd with Texans | Age: 26  
 Acquired: UFA-'16 (MIA) | 2017 GP/GS: 12/10 | Career GP/GS (Playoffs): 87/72 (2/2)  
 Teams: Miami 2012-15; Houston 2016-17

# 26

### TRANSACTIONS:

Selected by the Miami Dolphins with the second pick in the fourth round (97th overall) of the 2012 NFL Draft...Signed by the Houston Texans on March 10, 2016.

### CAREER:

- Ranks second in the AFC and fourth in the NFL with 3,755 rushing yards over the past four seasons (2014-17)
- Fourth among all NFL running backs in scrimmage yards over the past four seasons (2014-17) with a total of 4,924 (3,755 rushing yards and 1,169 receiving yards)
- Ranks 14th among all NFL running backs with a 4.31 yards per carry average over the past four seasons (2014-17)
- In his first season with the Texans in 2016, became just the fourth player in franchise history to rush for 1,000 yards in a season and made his NFL postseason debut
- Became the fourth player in Texans history to score a rushing and receiving touchdown in the same game vs. Indianapolis (10/16/16)
- Played in 67 consecutive games from 2012-16 and started 56 consecutive games from 2013-16
- Had a 54-yard touchdown reception and an 85-yard touchdown run - both in the second quarter vs. Houston on (10/25/15), becoming the second player in NFL history with an 85-plus yard touchdown run and 50-plus yard touchdown catch in a single game (RB Chris Johnson) and the only player to accomplish the feat in a single quarter
- Has 10 career 100-yard rushing games

### 2017 (Houston 12/10):

- Led the team with 96 yards of total offense in the season opener vs. Jacksonville (9/10)
- Notched 61 rushing yards and 26 receiving yards to produce 87-plus yards of offense for the second consecutive week at Cincinnati (9/14)
- Recorded 56 rushing yards and had 60+ yards of offense for the third consecutive game at New England (9/24)
- Turned a season-high 19 carries into a season-high 75 rushing yards and one touchdown vs. Tennessee (10/1). Miller also caught four receptions for 56 yards and a touchdown to produce 131 yards of total offense. With the touchdown rush, Miller has accumulated 25 in his career.
- Started his fifth straight game and rushed for 74 yards on 15 carries vs. Kansas City (10/8). Miller has topped 55 rushing yards in the first five games of the season and has totaled more than 85 yards of offense in four games
- Rushed for 41 yards and added 40 receiving yards in the air vs. Cleveland (10/15). Miller has recorded 60-or-more scrimmage yards in six consecutive games and passed 1,000 career carries in the game
- Tallied 54 rushing yards, one rushing touchdown, 19 receiving yards and one receiving touchdown at Seattle (10/29). This marks Miller's second time this season producing a game with a rushing and receiving touchdown and he joins Arian Foster as the only player to do so three times as a Texan. Extended his streak of 60-or-more scrimmage yards to every game this season
- Totaled 57 rushing yards on 10 carries and caught three passes for 34 yards vs. Indianapolis (11/5). Extended his streak of 60-or-more scrimmage yards to every game this season and 10 consecutive
- Produced 74 yards of offense (60 rushing, 14 receiving) on 12 touches at the Los Angeles Rams (11/12)
- Finished with 61 rushing yards and four receptions for 22 yards and one touchdown vs. Arizona (11/19). Continued his streak of 60-or-more scrimmage yards in every game this season and is one of three players (Mark Ingram and Kareem Hunt) to do so
- Recorded 51 rushing yards and one touchdown on 17 carries while catching one pass for seven yards at Baltimore (11/27). Continued his streak of 55-or-more scrimmage yards in every game this season and is the only player in the NFL with 55-or-more scrimmage yards in each of his team's games this year. He has produced 55-or-more scrimmage yards in 13 straight games dating back to last season, the longest active streak in the NFL

### 2017 STATISTICS

REGULAR SEASON				RUSHING					RECEIVING				
Date	Opp	GP	GS	Att	Yds	Avg	Lg	TD	Rec	Yds	Avg	Lg	TD
9/10	JAX	1	1	17	65	3.8	8	0	2	31	15.5	26	0
9/14	at CIN	1	1	18	61	3.4	19	0	3	26	8.7	12	0
9/24	at NE	1	1	14	56	4.0	12	0	1	7	7.0	7	0
10/1	TEN	1	1	19	75	3.9	9	1	4	56	14.0	32	1
10/8	KC	1	1	15	74	4.9	18	0	2	15	7.5	12	0
10/15	CLE	1	1	15	41	2.7	14	0	3	40	13.3	26	0
10/29	at SEA	1	1	21	54	2.6	13	1	3	19	6.3	9	1
11/5	IND	1	1	10	57	5.7	14	0	3	34	11.3	19	0
11/12	at LAR	1	0	11	60	5.5	21	0	1	14	14.0	14	0
11/19	ARI	1	1	22	61	2.8	13	0	4	22	5.5	8	1
11/27	at BAL	1	1	17	51	3.0	17	1	1	7	7.0	7	0
12/3	at TEN	1	0	15	56	3.7	12	0	4	38	9.5	11	0
12/10	SF	-	-	-	-	-	-	-	-	-	-	-	-
12/17	at JAX	-	-	-	-	-	-	-	-	-	-	-	-
12/25	PIT	-	-	-	-	-	-	-	-	-	-	-	-
12/31	at IND	-	-	-	-	-	-	-	-	-	-	-	-
<b>Totals</b>		<b>12</b>	<b>10</b>	<b>194</b>	<b>711</b>	<b>3.7</b>	<b>21</b>	<b>3</b>	<b>31</b>	<b>309</b>	<b>10.0</b>	<b>32</b>	<b>3</b>

### CAREER STATISTICS

REGULAR SEASON				RUSHING					RECEIVING				
Year	Team	GP	GS	Att	Yds	Avg	Lg	TD	Rec	Yds	Avg	Lg	TD
2012	MIA	13	1	51	250	4.9	28	1	6	45	7.5	12	0
2013	MIA	16	15	177	709	4.0	49	2	26	170	6.5	22	0
2014	MIA	16	16	216	1,099	5.1	97t	8	38	275	7.2	20	1
2015	MIA	16	16	194	872	4.5	85t	8	47	397	8.4	54t	2
2016	HOU	14	14	268	1,073	4.0	45	5	31	188	6.1	16	1
2017	HOU	12	10	194	711	3.7	21	3	31	309	10.0	32	3
<b>Totals</b>		<b>87</b>	<b>72</b>	<b>1,100</b>	<b>4,714</b>	<b>4.3</b>	<b>97t</b>	<b>27</b>	<b>179</b>	<b>1,384</b>	<b>7.7</b>	<b>54t</b>	<b>7</b>

### POSTSEASON

Year	Team	GP	GS	Att	Yds	Avg	Lg	TD	Rec	Yds	Avg	Lg	TD
2016	HOU	2	2	50	147	2.9	19	1	4	15	3.8	6	0
<b>Totals</b>		<b>2</b>	<b>2</b>	<b>50</b>	<b>147</b>	<b>2.9</b>	<b>19</b>	<b>1</b>	<b>4</b>	<b>15</b>	<b>3.8</b>	<b>6</b>	<b>0</b>

### ADDITIONAL STATISTICS

**Fumbles/Lost (7/6):** 2013 - 1/1; 2014 - 3/3; 2015 - 1/1; 2016 - 2/1 | **Fumble Recoveries (4):** 2014 - 1; 2015 - 1; 2016 - 2

### CAREER GAME HIGHS

**Rushing Att.:** 28 vs. CHI, 9/11/16 | **Rushing Yards:** 178 vs. NYJ, 12/28/14 | **Rushing TD:** 2, 2x - last: vs. NYG, 12/14/15  
**Rushing Long:** 97t vs. NYJ, 12/28/14 | **Receptions:** 7 at BUF, 11/8/15 | **Receiving Yards:** 97 at BUF, 11/8/15  
**Receiving TDs:** 1, 7x - last: vs. ARI, 11/19/17 | **Receiving Long:** 54t vs. HOU, 10/25/15

- Totaled 15 carries for 56 yards and had four receptions for 38 yards at Tennessee (12/3). Continued his streak of 55-or-more yards in every game this season and is the only player in the NFL to do so

### 2016 (Houston 14/14, 2/2):

- Finished 10th in the NFL in rushing yards (1,073), 19th in scrimmage yards (1,261) and 24th in first downs (61)
- Started his first game as a Texan and rushed for 106 yards on a career-high 28 attempts, averaging 3.8 yards per carry. Also caught four passes for 11 yards vs. Chicago (9/11)
- His 15 carries in the first half vs. Chicago (9/11) marked the most he's ever had in a half of a game in his career, surpassing his previous high of 14 carries in the first half against Houston as a member of the Miami Dolphins (10/25/15)
- Finished with 83 rushing yards on 25 carries and 14 receiving yards on two receptions vs. Kansas City (9/18)
- Set career highs for rushing attempts in a quarter (10 in first quarter) and half (16 in first half), and totaled 21 carries for 80 yards at New England (9/22) in Week 3
- Rushed for 82 yards on 19 attempts (season-high 4.3 avg.) and caught three passes for 26 yards vs. Tennessee (10/2) in Week 4
- Rushed for a touchdown and a season-high 149 yards on 24 carries, averaging 6.2 yards

## LAMAR MILLER

per attempt. Also caught three passes for 29 yards and a touchdown vs. Indianapolis (10/16) in Week 6

- Recorded a rushing and receiving touchdown in the same game for the second time in his career and first since Week 7 of 2015, vs. Indianapolis (10/16) in Week 6
- Totaled 61 yards on 11 attempts (5.6 avg.), including a season-long 25-yard run, at Denver (10/24) in Week 7
- Rushed 17 times for 56 yards and a touchdown, while catching two passes for seven yards vs. Detroit (10/30) in Week 8
- Totaled 83 rushing yards on 15 carries (5.5 avg.), including a season-long 45-yard run, at Jacksonville (11/13) in Week 10
- Registered his third 100-yard performance of the season with 104 rushing yards on 24 attempts (4.3 avg.) and scored on a 1-yard touchdown run in the third quarter at Oakland (11/21) in Week 11
- Rushed for 57 yards on 19 carries and caught three passes for 18 yards for a total of 75 scrimmage yards vs. San Diego (11/27) in Week 12
- Surpassed his previous career high of 216 carries in a season (2014) at Green Bay (12/4)
- Posted 107 rushing yards on 21 attempts (5.1 avg.) and scored a touchdown at Indianapolis (12/11) in Week 14
- Rushed for 63 yards and the game-winning touchdown on 22 carries and added two receptions for 26 yards for a total of 89 scrimmage yards vs. Jacksonville (12/18) in Week 15
- Inactive for Week 16 vs. Cincinnati (12/24) with an injury
- In his first career postseason game, led the team with 73 rushing yards and a touchdown on 31 carries, which was the second-most carries in Texans postseason history, vs. Oakland (1/7/17) in the AFC Wild Card round
- Logged 89 scrimmage yards with 73 rushing yards and 16 receiving yards at New England (1/14/17) in the AFC Divisional round

### 2015 (Miami 16/16):

- Played in and started all 16 games
- Recorded 194 carries for 872 yards (4.5 avg.) and eight touchdowns
- Added 47 receptions for 397 yards (8.4 avg.) and two receiving touchdowns
- Totaled 100 yards for the first time on the year with a 19-carry, 113-yard performance and a touchdown at Tennessee (10/18)
- Named FedEx Ground Player of the Week as he rushed for 175 yards on 14 carries (12.5 avg.) and one touchdown while catching three passes for 61 yards (20.3) and a 54-yard receiving touchdown in win vs. Houston (10/25)
- His 12.50 yards per carry average was the fourth-highest single-game rushing average in team history (minimum 10 attempts)
- Scored twice and totaled 44 rushing yards on 12 carries (3.7 avg.) at Buffalo (11/8)
- Totaled 20 carries for 113 yards (5.7 avg.) in win vs. Baltimore (12/6)
- Rushed for 89 yards on 12 carries (7.4 avg.) and two scores vs. N.Y. Giants (12/14)

### 2014 (Miami 16/16):

- Played in and started all 16 games
- Led the Dolphins in with 216 carries for 1,099 yards (5.09 avg.) and eight touchdowns
- Added 38 catches for 275 yards and one touchdown
- Led the Dolphins in rushing on 14 occasions during the season
- Became the first Dolphins player to eclipse the 1,000-yard rushing mark since RB Reggie Bush in 2011 and posted the eighth-highest single-season total in Miami history
- Rushed 11 times for 59 yards and added four receptions for 19 yards and one touchdown, the first touchdown reception of his career, vs. New England (9/7)
- Rushed for 108 yards vs. Kansas City (9/21)
- Carried the ball 12 times for 64 yards with two rushing touchdowns at Oakland in London (9/28), which marked the first multi-rushing touchdown game of his career
- Rushed 14 times for 53 yards and one touchdown vs. Green Bay (10/12)
- Rushed for 61 yards on 18 carries and one touchdown at Chicago (10/19), which marked the third consecutive game he scored a rushing touchdown
- Closed the season by rushing 19 times for a career-high 178 yards and one touchdown vs. N.Y. Jets (12/28)
- It was the sixth-highest single-game rushing total in the NFL and the fifth-most in the AFC in 2014
- In addition, his 9.37 yards per rush (19-178) against the N.Y. Jets was the highest single-game average in the NFL in 2014 among all running backs with a minimum of 15 carries
- Recorded a 97-yard touchdown run in the third quarter vs. the N.Y. Jets (12/28), which was tied for the third-longest run in NFL history, behind the 98-yard run by RB Ahman Green of Green Bay in 2003 and RB Tony Dorsett's 99-yard run for the Dallas Cowboys in 1982
- Finished the 2014 season ranked among the NFL leaders in every major rushing statistic
- His 1,099 yards were 10th in the NFL and fifth in AFC
- His eight rushing touchdowns were tied for eighth in the NFL and tied for second in the AFC
- His 5.09 average per carry was fifth in the NFL and second in the AFC overall and second in the NFL and AFC among running backs

### 2013 (Miami 16/15):

- Played in all 16 games with 15 starts
- Led the Dolphins in rushing with 177 carries for 709 yards and two touchdowns

- Added 26 catches for 170 yards
- Led the team in rushing on 11 occasions
- Led the Dolphins in rushing with 14 carries for 69 yards and one touchdown, coming on a 10-yard run, and added two catches for six yards at Indianapolis (9/15)
- Led the Dolphins in rushing with eight carries for 62 yards, including a season-long 49-yard run vs. Atlanta (9/22)
- Had 11 carries for 62 yards and one touchdown and added one catch for six yards at New Orleans (9/30)
- Posted nine carries for 43 yards, including a 30-yard run, vs. Buffalo (10/20)
- Recorded 18 carries for 89 yards and added three catches for 23 yards at New England (10/27)
- Posted 16 carries for 105 yards, including a 41-yard run, and added four catches for 24 yards vs. Cincinnati (10/31)
- It marked the first 100-yard rushing performance of his NFL career
- Gained 72 yards on 22 carries and added one catch for 13 yards at N.Y. Jets (12/1)
- Had 15 carries for 61 yards vs. New England (12/15)
- Led the team with 17 carries for 73 yards and added one catch for four yards vs. N.Y. Jets (12/29)

### 2012 (Miami 13/1):

- Played in 14 games with one start as a rookie
- Was inactive for two games
- Recorded 51 carries for 250 yards and one touchdown
- Added six receptions for 45 yards
- Made NFL debut in a reserve role vs. Oakland (9/16) and had ten carries for 65 yards and one touchdown
- His touchdown came on a 15-yard run in the fourth quarter, the first touchdown of his career
- It was the first time a Dolphins rookie had a rushing touchdown since Ronnie Brown in 2005
- His first NFL carry came on a five-yard run in the first quarter
- Registered nine carries for 48 yards, including a 22-yard run, vs. N.Y. Jets (9/23)
- Had three carries for 12 yards and added two catches for 13 yards, the first two receptions of his NFL career, vs. Tennessee (11/11)
- Made the first start of his NFL career at San Francisco (12/9)
- Led the Dolphins in rushing with ten carries for season-high 73 yards, including a long run of 28 yards, vs. Buffalo (12/23)

### COLLEGE:

- Two-year letterman (2010-11) and one-year starter at the University of Miami (Fla.) after redshirting the 2009 campaign
- Played in 23 career games with 13 starts
- Recorded 335 carries for 1,918 yards (5.7 avg.) with 15 touchdowns
- Caught 28 passes for 181 yards (6.5 avg.) and one score
- Added 15 kickoff returns for 376 yards (25.1 avg.) and a touchdown and three punt returns for 16 yards (5.3 avg.)
- Ran for more than 100 yards nine times during his career
- Started 12 games as a redshirt sophomore in 2011
- Named as a first-team All-Atlantic Coast Conference selection
- Rushed for 1,272 yards on 227 carries (5.6 avg.) and nine touchdowns
- Became the first Miami running back since Willis McGahee in 2002 to rush for more than 1,000 yards in a season
- It was the third-best single-season rushing total in program history, behind Willis McGahee (1,753 yards in 2002) and Edgerrin James (1,416 in 1998)
- Added 17 receptions for 85 yards (5.0 avg.) and a score
- Also returned seven kickoffs for 162 yards (23.4 avg.)
- Was the only back in country with a rush of 40 yards or more through each of the first four games of the season
- Rushed for 100-plus yards in each of first five games of season
- Played in 11 games with one start as a redshirt freshman in 2010
- Recorded 108 carries for 646 yards (6.0 avg.) and six touchdowns
- Added 11 receptions for 96 yards (8.7 avg.)
- Had eight kickoff returns for 214 yards (26.8 avg.) and a touchdown
- Was twice named ACC Rookie of the Week
- Majored in liberal arts

### PERSONAL:

- Attended Miami (Fla.) Killian High School
- Named first-team All-State recognition as a senior
- Led Miami-Dade in rushing with 217 carries for 1,749 yards and 22 touchdowns
- Earned second-team All-State honors as a junior
- Amassed 154 carries for 1,126 yards with 12 scores
- Also lettered in basketball and track and field
- Held a summer job while in high school at what was then called the Miami MetroZoo (it became Zoo Miami in the summer of 2010)
- Grew up a fan of the Miami Hurricanes
- Lists "Martin" and "The Jamie Foxx Show" as favorite television shows and Meek Mill as favorite recording artist
- Worked with local schools in team's bowling, Dave & Buster's, mini-golf and go-karting events

## **LAMAR MILLER**

- Participated in the Miami Dolphins Foundation's Fins Weekend events
- Walked in support of WalkAbout Autism event at Sun Life Stadium
- Born April 25, 1991 in Miami, Fla.

# TEXANS BIOS



## COREY MOORE

SAFETY | 6-2 | 205 | GEORGIA

Hometown: Griffin, Ga. | 2nd NFL Season | 2nd with Texans | Age: 24  
Acquired: CFA-'15 | 2017 GP/GS: 11/3 | Career GP/GS (Playoffs): 28/11 (3/1)  
Teams: Houston 2015-17

# 43

### TRANSACTIONS:

Signed by the Houston Texans as a college free agent on May 11, 2015...Waived by the Texans on Sept. 5, 2015...Signed to the Texans practice squad on Sept. 8, 2015...Signed to the Texans active roster on Dec. 29, 2015.

### 2017 (Houston 11/3):

- Started and recorded four tackles in the season opener vs. Jacksonville (9/10)
- Notched his first special teams tackle of the season vs. Kansas City (10/8)
- Produced two special teams tackles at Seattle (10/29)
- Recorded two defensive tackles, one special teams tackle and one pass defended vs. Indianapolis (11/5)
- Tied a season-high with three solo tackles at the Los Angeles Rams (11/12)

### 2016 (Houston 16/8, 2/1):

- Appeared in all 16 games and made eight starts, tallying 23 tackles and three passes defended
- Also recorded nine special teams tackles, which ranked fourth on the team
- Played exclusively on special teams in Weeks 1-3
- Recorded one special teams tackle vs. Kansas City (9/18) in Week 2
- Saw his first action of the season on defense and contributed on special teams vs. Tennessee (10/2) in Week 4
- Saw his most significant action on defense and registered the first two tackles (one solo) of his career at Minnesota (10/9)
- Made the first start of his career and notched a career-high four tackles (two solo) vs. Indianapolis (10/16) in Week 6
- Started at Denver (10/24) in Week 7 and recorded two tackles (one solo)
- Made a third consecutive start and finished with three solo tackles and the first two passes defended of his career vs. Detroit (10/30) in Week 8
- Played exclusively on special teams at Jacksonville (11/13) in Week 10
- Recorded one solo tackle, a pass defended and a special teams tackle at Oakland (11/21) in Week 11
- Played three snaps on defense and contributed on special teams vs. San Diego (11/27) in Week 12
- Started his first game since Week 8 and made four solo tackles and contributed with one special teams tackle at Green Bay (12/4) in Week 13
- Made a second consecutive start and notched one tackle on both defense and special teams at Indianapolis (12/11)
- Notched three solo tackles and a pair of special teams tackles in his seventh start of the season vs. Cincinnati (12/24)
- Logged three tackles and made two special teams tackles at Tennessee (1/1/17) in Week 17
- Became the second safety and the sixth player in Texans history to record an interception in a postseason game when he picked off Raiders QB Connor Cook vs. Oakland (1/7/17) in the AFC Wild Card round
- Led the team with seven tackles and added one pass defended at New England (1/14/17) in the AFC Divisional round

### 2015 (Houston 1/0, 1/0):

- Signed to the Texans active roster on Dec. 29 after spending all season on the practice squad
- Made his NFL debut vs. Jacksonville (1/3/16) and had one special teams tackle

### 2017 STATISTICS

REGULAR SEASON				TACKLES					SACKS		INTERCEPTIONS					FUMBLES				
Date	Opp	GP	GS	Tot	Solo	Asst	QBH	TFL	Sk	Yds	Int	Yds	Lg	TD	PD	FF	FR	Yds	TD	
9/10	JAX	1	1	4	3	1	0	0	0.0	0.0	0	0	0	0	0	0	0	0	0	
9/14	at CIN	1	1	3	1	2	0	0	0.0	0.0	0	0	0	0	0	0	0	0	0	
9/24	at NE	1	1	2	2	0	0	0	0.0	0.0	0	0	0	0	0	0	0	0	0	
10/1	TEN	1	0	1	0	1	0	0	0.0	0.0	0	0	0	0	0	0	0	0	0	
10/8	KC	1	0	0	0	0	0	0	0.0	0.0	0	0	0	0	0	0	0	0	0	
10/15	CLE			INACTIVE																
10/29	at SEA	1	0	0	0	0	0	0	0.0	0.0	0	0	0	0	0	0	0	0	0	
11/5	IND	1	0	2	1	1	0	0	0.0	0.0	0	0	0	0	1	0	0	0	0	
11/12	at LAR	1	0	3	3	0	0	0	0.0	0.0	0	0	0	0	0	0	0	0	0	
11/19	ARI	1	0	0	0	0	0	0	0.0	0.0	0	0	0	0	0	0	0	0	0	
11/27	at BAL	1	0	0	0	0	0	0	0.0	0.0	0	0	0	0	0	0	0	0	0	
12/3	at TEN	1	0	0	0	0	0	0	0.0	0.0	0	0	0	0	0	0	0	0	0	
12/10	SF	-	-	-	-	-	-	-	-	-	-	-	-	-	-	-	-	-	-	
12/17	at JAX	-	-	-	-	-	-	-	-	-	-	-	-	-	-	-	-	-	-	
12/25	PIT	-	-	-	-	-	-	-	-	-	-	-	-	-	-	-	-	-	-	
12/31	at IND	-	-	-	-	-	-	-	-	-	-	-	-	-	-	-	-	-	-	
<b>Totals</b>		<b>10</b>	<b>3</b>	<b>15</b>	<b>10</b>	<b>5</b>	<b>0</b>	<b>0</b>	<b>0.0</b>	<b>0.0</b>	<b>0</b>	<b>0</b>	<b>0</b>	<b>0</b>	<b>1</b>	<b>0</b>	<b>0</b>	<b>0</b>	<b>0</b>	

**ADDITIONAL STATISTICS**  
Special Teams Tackles: 4

### CAREER STATISTICS

REGULAR SEASON				TACKLES					SACKS		INTERCEPTIONS					FUMBLES			
Year	Team	GP	GS	Tot	Solo	Asst	QBH	TFL	Sk	Yds	Int	Yds	Lg	TD	PD	FF	FR	Yds	TD
2015	HOU	1	0	0	0	0	0	0	0.0	0.0	0	0	0	0	0	0	0	0	0
2016	HOU	16	8	23	18	5	0	0	0.0	0.0	0	0	0	0	3	0	0	0	0
2017	HOU	11	3	15	10	5	0	0	0.0	0.0	0	0	0	0	1	0	0	0	0
<b>Totals</b>		<b>28</b>	<b>11</b>	<b>38</b>	<b>28</b>	<b>10</b>	<b>0</b>	<b>0</b>	<b>0.0</b>	<b>0.0</b>	<b>0</b>	<b>0</b>	<b>0</b>	<b>0</b>	<b>4</b>	<b>0</b>	<b>0</b>	<b>0</b>	<b>0</b>
POSTSEASON				TACKLES					SACKS		INTERCEPTIONS					FUMBLES			
Year	Team	GP	GS	Tot	Solo	Asst	QBH	TFL	Sk	Yds	Int	Yds	Lg	TD	PD	FF	FR	Yds	TD
2015	HOU	1	0	0	0	0	0	0	0.0	0.0	0	0	0	0	0	0	0	0	0
2016	HOU	2	1	7	6	1	0	0	0.0	0.0	1	20	20	0	3	0	0	0	0
<b>Totals</b>		<b>3</b>	<b>1</b>	<b>7</b>	<b>6</b>	<b>1</b>	<b>0</b>	<b>0</b>	<b>0.0</b>	<b>0.0</b>	<b>1</b>	<b>20</b>	<b>20</b>	<b>0</b>	<b>3</b>	<b>0</b>	<b>0</b>	<b>0</b>	<b>0</b>

**ADDITIONAL STATISTICS**  
Special Teams Tackles (13): 2015 - 1; 2016 - 9; 2017 - 3 | Postseason Special Teams Tackles (1): 2016 - 1

### COLLEGE:

- Played four seasons (2011-14) at the University of Georgia in Athens, Ga.
- Saw action in 12 games and made six starts in 2014, compiling 26 total tackles (20 solo)
- Recorded two career interceptions
- Appeared in 12 games (seven starts) in 2013, finishing with 35 tackles
- Recipient of the Erskine "Erk" Russell Football Scholarship (2011-13)
- Appeared in 14 games making one start (on offense) in 2012, and had 14 tackles, including one for a loss
- Appeared in 12 games in 2011

### PERSONAL:

- Attended Griffin (Ga.) High School and was coached by Steve Devoursney
- Majored in communication studies at Georgia
- 2010 Army All-America Team
- 2010 PrepStar Top 150 Dream Team
- SuperPrep All-America and All-Dixie teams
- ESPN.com four-star prospect, No. 15 DB nationally
- 2010 Atlanta Journal Constitution Top 50
- 2010 Georgia Athletic Coaches Association North-South All-Star Team
- 2010 Griffin Daily News All-Area ATH
- Backup quarterback as a senior
- Also lettered in basketball and track
- Born Jan. 28, 1993

# TEXANS BIOS



## BRIAN PETERS

INSIDE LINEBACKER | 6-4 | 235 | NORTHWESTERN

Hometown: Pickerington, Ohio | 3rd NFL Season | 3rd with Texans | Age: 28  
 Acquired: FA-'15 | 2017 GP/GS: 12/0 | Career GP/GS (Playoffs): 36/0 (3/0)  
 Teams: Minnesota 2015; Houston 2015-17

# 52

### TRANSACTIONS:

Signed by the Minnesota Vikings on Feb. 23, 2015...Waived by the Vikings on Sept. 5, 2015...Signed to the Vikings practice squad on Sept. 6, 2015...Signed by the Houston Texans to the active roster on Sept. 30, 2015.

### CAREER:

- Broke into the NFL with Minnesota in 2015 before joining the Texans later in the season
- Developed into a key special teams player whose 17 special teams tackles in 2015 led the Texans and tied for the top total in the league
- Played one season with the Arena Football League's Iowa Barnstormers (2012) before spending two seasons with the Canadian Football League's Saskatchewan Roughriders (2013-14)
- Won the 101st Grey Cup with the Roughriders following the 2013 season. Recorded 5 special teams tackles in the game
- Just the 5th player in CFL history, and first Rider, to lead team in tackles and special teams tackles in the same season

### 2017 (Houston 12/0):

- Matched his career-high with one defensive tackle and added a special teams stop vs. Jacksonville (9/10)
- Recorded two special teams tackles vs. Cleveland (10/15)
- Produced his first solo tackle of the season and added a pair of special teams tackles at the Los Angeles Rams (11/12)
- Notched one special teams tackle vs. Arizona (11/19)
- Finished with a single-game career-high four tackles at Baltimore (11/27)
- Notched one solo tackle at Tennessee (12/31)

### 2016 (Houston 12/0, 2/0):

- Finished third on the team with 10 special teams tackles
- Saw action exclusively on special teams and recorded a special teams tackle in the season opener vs. Chicago (9/11)
- Notched two special teams tackles vs. Kansas City (9/18)
- Played on special teams at New England (9/22) in Week 3
- Recorded a special teams tackle vs. Tennessee in Week 4
- Registered the first two kickoffs of his career, a 66-yarder and 47-yarder, at Minnesota (10/9) in Week 5
- Inactive for Weeks 6-10 with an injury
- Assisted on a special teams tackle vs. San Diego (11/27) in Week 12
- Made one special teams tackle at Indianapolis (12/11) in Week 14
- Notched one special teams tackle vs. Cincinnati (12/24) in Week 16
- Logged the first tackle and tackle for loss of his career when he brought down Titans RB Derrick Henry for a 2-yard loss in the fourth quarter at Tennessee (1/17) in Week 17
- Registered two special teams tackles vs. Oakland (1/7/17) in the AFC Wild Card round

### 2015 (Houston 12/0, 1/0):

- Signed by the Texans to their active roster on Sept. 30
- Made his NFL debut on special teams at Atlanta (10/4) and had one special teams tackle
- Made a special teams tackle vs. Indianapolis (10/8)
- Inactive in Week 6 at Jacksonville (10/18)
- Led the team with three special teams tackles, including two solo stops vs. N.Y. Jets (11/22)

## 2017 STATISTICS

REGULAR SEASON				TACKLES					SACKS		INTERCEPTIONS					FUMBLES				
Date	Opp	GP	GS	Tot	Solo	Asst	QBH	TFL	Sk	Yds	Int	Yds	Lg	TD	PD	FF	FR	Yds	TD	
9/10	JAX	1	0	1	0	1	0	0	0.0	0.0	0	0	0	0	0	0	0	0	0	0
9/14	at CIN	1	0	0	0	0	0	0	0.0	0.0	0	0	0	0	0	0	0	0	0	0
9/24	at NE	1	0	0	0	0	0	0	0.0	0.0	0	0	0	0	0	0	0	0	0	0
10/1	TEN	1	0	0	0	0	0	0	0.0	0.0	0	0	0	0	0	0	0	0	0	0
10/8	KC	1	0	0	0	0	0	0	0.0	0.0	0	0	0	0	0	0	0	0	0	0
10/15	CLE	1	0	0	0	0	0	0	0.0	0.0	0	0	0	0	0	0	0	0	0	0
10/29	at SEA	1	0	0	0	0	0	0	0.0	0.0	0	0	0	0	0	0	0	0	0	0
11/5	IND	1	0	0	0	0	0	0	0.0	0.0	0	0	0	0	0	0	0	0	0	0
11/12	at LAR	1	0	1	1	0	0	0	0.0	0.0	0	0	0	0	0	0	0	0	0	0
11/19	ARI	1	0	0	0	0	0	0	0.0	0.0	0	0	0	0	0	0	0	0	0	0
11/27	at BAL	1	0	4	2	2	0	0	0.0	0.0	0	0	0	0	0	0	0	0	0	0
12/3	at TEN	1	0	1	1	0	0	0	0.0	0.0	0	0	0	0	0	0	0	0	0	0
12/10	SF	-	-	-	-	-	-	-	-	-	-	-	-	-	-	-	-	-	-	-
12/17	at JAX	-	-	-	-	-	-	-	-	-	-	-	-	-	-	-	-	-	-	-
12/25	PIT	-	-	-	-	-	-	-	-	-	-	-	-	-	-	-	-	-	-	-
12/31	at IND	-	-	-	-	-	-	-	-	-	-	-	-	-	-	-	-	-	-	-
<b>Totals</b>		<b>12</b>	<b>0</b>	<b>7</b>	<b>4</b>	<b>3</b>	<b>0</b>	<b>0</b>	<b>0.0</b>	<b>0.0</b>	<b>0</b>	<b>0</b>	<b>0</b>	<b>0</b>	<b>0</b>	<b>0</b>	<b>0</b>	<b>0</b>	<b>0</b>	<b>0</b>

### ADDITIONAL STATISTICS

Special Teams Tackles: 7

## CAREER STATISTICS

REGULAR SEASON				TACKLES					SACKS		INTERCEPTIONS					FUMBLES				
Year	Team	GP	GS	Tot	Solo	Asst	QBH	TFL	Sk	Yds	Int	Yds	Lg	TD	PD	FF	FR	Yds	TD	
2015	HOU	12	0	0	0	0	0	0	0.0	0.0	0	0	0	0	0	0	0	0	0	0
2016	HOU	12	0	1	1	0	0	1	0.0	0.0	0	0	0	0	0	0	0	0	0	0
2017	HOU	12	0	7	4	3	0	0	0.0	0.0	0	0	0	0	0	0	0	0	0	0
<b>Totals</b>		<b>36</b>	<b>0</b>	<b>8</b>	<b>5</b>	<b>3</b>	<b>0</b>	<b>1</b>	<b>0.0</b>	<b>0.0</b>	<b>0</b>	<b>0</b>	<b>0</b>	<b>0</b>	<b>0</b>	<b>0</b>	<b>0</b>	<b>0</b>	<b>0</b>	<b>0</b>

POSTSEASON				TACKLES					SACKS		INTERCEPTIONS					FUMBLES				
Year	Team	GP	GS	Tot	Solo	Asst	QBH	TFL	Sk	Yds	Int	Yds	Lg	TD	PD	FF	FR	Yds	TD	
2015	HOU	1	0	0	0	0	0	0	0.0	0.0	0	0	0	0	0	0	0	0	0	0
2016	HOU	2	0	0	0	0	0	0	0.0	0.0	0	0	0	0	0	0	0	0	0	0
<b>Totals</b>		<b>3</b>	<b>0</b>	<b>0</b>	<b>0</b>	<b>0</b>	<b>0</b>	<b>0</b>	<b>0.0</b>	<b>0.0</b>	<b>0</b>	<b>0</b>	<b>0</b>	<b>0</b>	<b>0</b>	<b>0</b>	<b>0</b>	<b>0</b>	<b>0</b>	<b>0</b>

### ADDITIONAL STATISTICS

Special Teams Tackles (34): 2015 - 17; 2016 - 10; 2017 - 7  
 Postseason Special Teams Tackles (3): 2015 - 1; 2016 - 2

- Led the team and ranked tied for first in the NFL with 17 special teams tackles


### COLLEGE:

- Played four seasons (2008-11) as a safety at Northwestern University in Evanston, Ill. after redshirting the 2007 campaign
- Started 34-of-52 career games played with the Wildcats, including the last 26 in succession
- Snagged 12 interceptions over his four-year career, including five as a senior in 2011
- Earned his degree in Learning and Organizational Change in 2011 from NU
- Went on to earn a master's of arts in sports marketing and public relations

### PERSONAL:

- Attended Pickerington (Ohio) Central High School
- Son of Jeff and Carla
- Father wrestled collegiately at Miami (Ohio) University
- Worked with Special Olympics in high school
- Awarded Riders Outstanding Community Service Award in 2014 for his service in the community including hospital visits and a blood drive, in addition to the Habitat for Humanity efforts

# TEXANS BIOS



## EDDIE PLEASANT

SAFETY | 5-10 | 210 | OREGON

Hometown: Compton, Calif. | 5th NFL Season | 5th with Texans | Age: 28

Acquired: CFA-'12 | 2017 GP/GS: 12/0 | Career GP/GS: 74/1 (5/0)

Teams: Houston 2012-17

# 35

### TRANSACTIONS:

Signed by the Houston Texans as a college free agent on May 14, 2012...Waived by the Texans on Aug. 31, 2012...Signed by Texans to practice squad on Sept. 1, 2012...Signed by the Texans to active roster on Dec. 21, 2012...Re-signed with the Texans on March 9, 2015.

### CAREER:

- Posted career highs in tackles (28), sacks (0.5), interceptions (2), passes defended (6) and fumble recoveries (1) in 2015
- Enjoyed his first full season on the active roster in 2013 after spending the first 14 weeks of the 2012 season on the practice squad as an undrafted free agent
- Has played in five postseason games

### 2017 (Houston 12/0):

- Made one tackle in the season opener vs. Jacksonville (9/10)
- Made three defensive stops and one special teams tackle at New England (9/24)
- Notched two tackles at Seattle (10/29)
- Produced a career-high two sacks, two quarterback hits, forced his first career fumble and added four tackles vs. Indianapolis (11/5). His strip sack of Colts QB Jacoby Brissett was returned for a touchdown. Became first defensive back to record 2.0-or-more sacks in a game for the Texans since Dunta Robinson had 2.0 in Week 14 of the 2004 season vs. the Colts (12/12/04). Became the first safety with 2.0-or-more sacks in a game for the Texans in franchise history and his 2.0 sacks rank as the second-most by a safety in a single season in team history. Recorded a sack on Colts QB Jacoby Brissett on back-to-back defensive plays
- Totaled three tackles at the Los Angeles Rams (11/12)
- Finished with three defensive tackles, one special teams tackle, two passes defended and one interception vs. Arizona (11/19). He is one of three safeties in the NFL to have two-or-more sacks and one-or-more interceptions this season
- Finished with three tackles and has totaled 19 solo tackles on the season, a career-best, at Baltimore (11/27)

### 2016 (Houston 14/0, 2/0):

- Saw eight snaps on defense and played special teams in the season opener vs. Chicago (9/11)
- Inactive for Week 2 vs. Kansas City (9/18) and Week 3 at New England (9/22)
- Played five snaps on defense and contributed on special teams vs. Tennessee (10/2)
- Matched a career high with two passes defended in 10 snaps of action at Minnesota (10/9) in Week 5
- Recorded a pass defended vs. Indianapolis (10/16) in Week 6
- Tallied his first two solo tackles of the season at Denver (10/24) in Week 7
- Notched two solo tackles for a third consecutive game, including his first career tackle for loss, at Jacksonville (11/13) in Week 10
- Saw 14 snaps of action on defense and contributed on special teams at Oakland (11/21) in Week 11
- Notched one tackle and played on special teams vs. San Diego (11/27) in Week 12
- Logged two solo tackles at Green Bay (12/4)
- Recorded his first quarterback hit of the season at Indianapolis (12/11) in Week 14

## 2017 STATISTICS

REGULAR SEASON				TACKLES					SACKS		INTERCEPTIONS					FUMBLES				
Date	Opp	GP	GS	Tot	Solo	Asst	QBH	TFL	Sk	Yds	Int	Yds	Lg	TD	PD	FF	FR	Yds	TD	
9/10	JAX	1	0	1	0	1	0	0	0.0	0.0	0	0	0	0	0	0	0	0	0	0
9/14	at CIN	1	0	3	3	0	0	0	0.0	0.0	0	0	0	0	1	0	0	0	0	0
9/24	at NE	1	0	3	1	2	0	0	0.0	0.0	0	0	0	0	0	0	0	0	0	0
10/1	TEN	1	0	0	0	0	0	0	0.0	0.0	0	0	0	0	0	0	0	0	0	0
10/8	KC	1	1	1	0	0	0	0	0.0	0.0	0	0	0	0	0	0	0	0	0	0
10/15	CLE	1	0	1	1	0	0	0	0.0	0.0	0	0	0	0	0	0	0	0	0	0
10/29	at SEA	1	0	2	2	0	0	0	0.0	0.0	0	0	0	0	0	0	0	0	0	0
11/5	IND	1	0	4	3	1	2	1	2.0	21.0	0	0	0	0	0	1	0	0	0	0
11/12	at LAR	1	0	3	3	0	0	0	0.0	0.0	0	0	0	0	0	0	0	0	0	0
11/19	ARI	1	0	3	2	1	0	0	0.0	0.0	1	0	0	0	2	0	0	0	0	0
11/27	at BAL	1	0	3	3	0	0	0	0.0	0.0	0	0	0	0	0	0	0	0	0	0
12/3	at TEN	1	0	0	0	0	0	0	0.0	0.0	0	0	0	0	0	0	0	0	0	0
12/10	SF	-	-	-	-	-	-	-	-	-	-	-	-	-	-	-	-	-	-	-
12/17	at JAX	-	-	-	-	-	-	-	-	-	-	-	-	-	-	-	-	-	-	-
12/25	PIT	-	-	-	-	-	-	-	-	-	-	-	-	-	-	-	-	-	-	-
12/31	at IND	-	-	-	-	-	-	-	-	-	-	-	-	-	-	-	-	-	-	-
<b>Totals</b>		<b>12</b>	<b>0</b>	<b>24</b>	<b>19</b>	<b>5</b>	<b>2</b>	<b>1</b>	<b>2.0</b>	<b>21.0</b>	<b>1</b>	<b>0</b>	<b>0</b>	<b>0</b>	<b>3</b>	<b>1</b>	<b>0</b>	<b>0</b>	<b>0</b>	<b>0</b>

### ADDITIONAL STATISTICS

Special Teams Tackles: 5

## CAREER STATISTICS

REGULAR SEASON				TACKLES					SACKS		INTERCEPTIONS					FUMBLES				
Year	Team	GP	GS	Tot	Solo	Asst	QBH	TFL	Sk	Yds	Int	Yds	Lg	TD	PD	FF	FR	Yds	TD	
2012	HOU	2	0	0	0	0	0	0	0.0	0.0	0	0	0	0	0	0	0	0	0	0
2013	HOU	16	1	13	12	1	0	0	0.0	0.0	0	0	0	0	2	0	0	0	0	0
2014	HOU	14	0	1	1	0	0	0	0.0	0.0	0	0	0	0	1	0	0	0	0	0
2015	HOU	16	0	28	18	10	1	0	0.5	6.5	2	-1	0	6	6	0	1	0	0	0
2016	HOU	14	0	17	14	3	1	1	0.0	0.0	0	0	0	5	0	0	0	0	0	0
2017	HOU	11	0	24	19	5	2	1	2.0	21.0	1	0	0	3	3	1	0	0	0	0
<b>Totals</b>		<b>74</b>	<b>1</b>	<b>83</b>	<b>64</b>	<b>19</b>	<b>4</b>	<b>2</b>	<b>2.5</b>	<b>27.5</b>	<b>3</b>	<b>-1</b>	<b>0</b>	<b>17</b>	<b>1</b>	<b>1</b>	<b>0</b>	<b>0</b>	<b>0</b>	<b>0</b>

### POSTSEASON

Year	Team	GP	GS	Tot	Solo	Asst	QBH	TFL	Sk	Yds	Int	Yds	Lg	TD	PD	FF	FR	Yds	TD	
2012	HOU	2	0	0	0	0	0	0	0.0	0.0	0	0	0	0	0	0	0	0	0	0
2015	HOU	1	0	0	0	0	0	0	0.0	0.0	0	0	0	0	0	0	0	0	0	0
2016	HOU	2	0	4	1	3	0	0	0.0	0.0	0	0	0	0	0	0	1	0	0	0
<b>Totals</b>		<b>5</b>	<b>0</b>	<b>4</b>	<b>1</b>	<b>3</b>	<b>0</b>	<b>0</b>	<b>0.0</b>	<b>0.0</b>	<b>0</b>	<b>0</b>	<b>0</b>	<b>0</b>	<b>0</b>	<b>0</b>	<b>1</b>	<b>0</b>	<b>0</b>	<b>0</b>

### ADDITIONAL STATISTICS

Special Teams Tackles (29): 2012 - 1; 2013 - 8; 2014 - 5; 2015 - 8; 2016 - 3; 2017 - 4 | Postseason Special Teams Tackles (1): 2012 - 1

### CAREER GAME HIGHS

Tackles: 5, 2x - last: vs. NO, 11/29/15 | QBH: 2 vs. IND, 11/5/17 | TFL: 1 at JAX, 11/13/16 | Sacks: 2.0 vs. IND, 11/5/17 | INT: 1, 3x - last: vs. ARI, 11/19/17 | PD: 2, 4x - last: vs. ARI, 11/19/17 | FR: 1 vs. TEN, 11/1/15

- Notched a pass defended vs. Jacksonville (12/18) in Week 15
- Made a season-high three tackles (two solo) and added one special teams tackle vs. Cincinnati (12/24) in Week 16
- Registered a season-high four tackles at Tennessee (1/1/17) in Week 17
- Tallied the first two postseason tackles of his career vs. Oakland (1/7/17) in the AFC Wild Card round
- Assisted on a pair of tackles and recovered a fumble on special teams at New England (1/14/17) in the AFC Divisional round

### 2015 (Houston 16/0, 1/0):

- Made one solo tackle vs. Kansas City (9/13)
- Split a sack with S Quintin Demps, the first of his career at Carolina (9/20)
- Made two tackles (one solo) and one special teams tackle vs. Tampa Bay (9/27)
- Recovered a fumble by Titans RB Bishop Sankey on the Titans' 24-yard line during a kickoff return in the second quarter. S Kurtis Drummond forced the fumble on the play (11/1)

## EDDIE PLEASANT

- Finished with one tackle on defense and one on special teams vs. Tennessee (11/1)
- Made his first career interception when he picked off Jets QB Ryan Fitzpatrick in the fourth quarter (11/22)
- Tied for third on the team with a career-high five tackles (four solo) and tied a career-high with two passes defended vs. N.Y. Jets (11/22)
- Tied for second on the team with five tackles (two solo) and added one pass defended vs. New Orleans (11/29)
- Recorded his second interception of the season and second of his career when he picked off Titans QB Zach Mettenberger in the third quarter at Tennessee (12/27). The Texans scored a touchdown on the following drive

### 2014 (Houston 14/0):

- Played in 14 games and recorded a tackle, five special teams tackles and a pass defended
- Inactive in Weeks 4 and 5
- Made a special teams tackle vs. Indianapolis (10/9) in Week 6
- Played on special teams and at safety at Tennessee (10/26) in Week 8 and vs. Philadelphia in Week 9
- Made a special teams tackle at Cleveland (11/16) in Week 11
- Made a special teams tackle vs Cincinnati (11/23) in Week 12
- Had a tackle and a special teams tackle for the third consecutive week vs. Tennessee (11/30) in Week 13
- Made a special teams tackle at Indianapolis (12/14) in Week 15
- Had a pass defended vs. Jacksonville (12/28) in Week 17

### 2013 (Houston 16/1):

- Played in all 16 games and started at strong safety vs. Denver (12/22)
- Set career highs with 15 tackles, two passes defended and eight special teams tackles
- Recorded eight special teams tackles and 15 tackles on defense with two passes defended
- Made two solo tackles on defense and one on special teams at San Francisco (10/6)
- Recorded one solo tackle on defense and two special teams tackles vs. Oakland (11/17)
- Recorded a career-high four solo tackles vs. New England (12/1)
- Tied his career high with four solo tackles vs. Denver (12/22)

### 2012 (Houston 2/0, 2/0):

- Made his NFL debut with a special teams tackle vs. Minnesota (12/23)
- Made his postseason debut in the AFC Wild Card Playoff vs. Cincinnati (1/5/13)
- Had one assisted tackle on special teams in AFC Divisional Playoff at New England (1/13/13)

### COLLEGE:

- Played four seasons (2008-11) at the University of Oregon in Eugene, Ore.
- Saw action in 51 career games with the Ducks, including 37 career starts
- Named to 2011 All-Pac-12 first team and shared team honors of most inspirational player
- Oregon's starting rover/strong safety for all 13 games in 2010 ranked fifth on the team with 65 tackles
- Made a season-high four stops (three solo) and broke up two passes vs. UCLA in 2008

### PERSONAL:

- Attended Robert F. Kennedy High School in Compton, Calif.
- Received All-Orange County player of the year, all-state and defensive player of the year accolades
- Tallied 57 tackles, 1.5 quarterback sacks, one interception and one blocked field goal as a prep senior

# TEXANS BIOS



## GIMEL PRESIDENT

(juh-MEEL)

OUTSIDE LINEBACKER | 6-4 | 275 | ILLINOIS

Hometown: Mt. Pleasant, S.C. | Rookie | Age: 24  
 Acquired: CFA-17 | 2017 GP/GS: 1/0 | Career GP/GS (Playoffs): 1/0 (0/0)  
 Teams: Houston 2017

# 53

### TRANSACTIONS:

Signed by the Houston Texans as a college free agent on May 12, 2017...Waived by the Texans on Sept. 2, 2017...Signed to the Texans practice squad on Sept. 3, 2017.

### 2017 (Houston 1/0):

- Made his NFL debut and produced two tackles while appearing on defense and special teams at Tennessee (12/3)

### CAREER AT ILLINOIS AND AUBURN:

- Played one season (2016) at the University of Illinois in Champaign, Ill. after transferring from Auburn (Ala.) University, where he played the 2013-15 campaigns
- Redshirted the 2012 season at Auburn
- Was granted immediate eligibility at Illinois after graduating from Auburn
- Tallied 45 tackles, 7.0 tackles for loss and 3.0 sacks during his three seasons at Auburn

### 2016 (Illinois):

- Played in all 12 games with one start on the defensive line in his lone season at Illinois
- Tallied 40 tackles (19 solo) and 4.5 sacks on the season and finished third on the team with 12.5 tackles for loss

### 2015 (Auburn):

- Played in 10 games as a reserve defensive end
- Registered 12 tackles, 2.0 tackles for loss and 2.0 sacks for the Tigers

### 2014 (Auburn):

- Played in 12 games and made nine starts
- Set career marks with 30 tackles and 5.0 tackles for loss and added 1.0 sack in 12 games (nine starts) in his redshirt sophomore season

### 2013 (Auburn):

- Played in three games for the SEC Champions and totaled three tackles and 1.0 tackle for loss

### 2012 (Auburn):

- Redshirted the season

### PERSONAL:

- Attended Wando High School in Mount Pleasant, S.C.
- Selected to ESPN All-South Carolina Team prior to senior season
- Named to the 2012 Parade All-America team
- Participated in the 2011 Shrine Bowl of the Carolinas following his senior season
- Recorded 77 tackles, including 24 tackles for loss, 5.0 sacks, three forced fumbles, three fumble recoveries and 11 pass breakups as a senior
- As a junior, recorded 83 tackles (37 solo) and three tackles for loss
- Son of Zola and Delores Simmons
- Graduated from Auburn with a degree in fitness, conditioning and performance

## 2017 STATISTICS

REGULAR SEASON				TACKLES				SACKS		INTERCEPTIONS				FUMBLES						
Date	Opp	GP	GS	Tot	Solo	Asst	QBH	TFL	Sk	Yds	Int	Yds	Lg	TD	PD	FF	FR	Yds	TD	
9/10	JAX																			
9/14	at CIN																			
9/24	at NE																			
10/1	TEN																			
10/8	KC																			
10/15	CLE																			
10/29	at SEA																			
11/5	IND																			
11/12	at LAR																			
11/19	ARI																			
11/27	at BAL																			
12/3	at TEN	1	0	2	1	1	0	0	0.0	0.0	0	0	0	0	0	0	0	0	0	0
12/10	SF	-	-	-	-	-	-	-	-	-	-	-	-	-	-	-	-	-	-	-
12/17	at JAX	-	-	-	-	-	-	-	-	-	-	-	-	-	-	-	-	-	-	-
12/25	PIT	-	-	-	-	-	-	-	-	-	-	-	-	-	-	-	-	-	-	-
12/31	at IND	-	-	-	-	-	-	-	-	-	-	-	-	-	-	-	-	-	-	-
<b>Totals</b>		<b>1</b>	<b>0</b>	<b>2</b>	<b>1</b>	<b>1</b>	<b>0</b>	<b>0</b>	<b>0.0</b>	<b>0.0</b>	<b>0</b>	<b>0</b>	<b>0</b>	<b>0</b>	<b>0</b>	<b>0</b>	<b>0</b>	<b>0</b>	<b>0</b>	<b>0</b>



# TEXANS BIOS



## JAY PROSCH

(PRAWSH)

FULLBACK | 6-1 | 255 | AUBURN

Hometown: Mobile, Ala. | 4th NFL Season | 4th with Texans | Age: 24  
 Acquired: D6c-'14 | 2017 GP/GS: 12/4 | Career GP/GS (Playoffs): 59/12 (3/0)  
 Teams: Houston 2014-17

# 45

### TRANSACTIONS:

Selected by the Houston Texans with the 35th pick in the sixth round (211th overall) of 2014 NFL Draft.

### CAREER:

- Played in 47 consecutive games to start his career

#### 2017 (Houston 12/4):

- Started his first game of the season at New England (9/24)
- Recorded his first special teams tackle of the season vs. Kansas City (10/8)
- Recorded one reception for 18 yards to produce his first yards from scrimmage on the season vs. Cleveland (10/15)
- Started his second game of the season and recorded his second reception of the season vs. Indianapolis (11/5)
- Started his second consecutive game and third of the season at Los Angeles (11/12)

#### 2016 (Houston 15/1, 2/0):

- Recorded one carry for two yards in the season opener at Chicago (9/11)
- Played but did not record statistics in Weeks 2 and 3
- Rushed once for no gain and hauled in his first reception since 2014, a six-yard gain, vs. Tennessee (10/2) in Week 4
- Played primarily on special teams at Minnesota (10/9)
- Notched a special teams tackle vs. Indianapolis (10/16)
- Contributed with a special teams tackle at Denver (10/24)
- Made his first start of the season and recorded his first career kickoff return in the second quarter for a gain of 10 yards vs. Detroit (10/30) in Week 8
- On a fourth-and-1 from the Houston 44-yard line, converted the first down with a 2-yard rush in the third quarter at Oakland (11/21) in Week 11
- Played but did not record statistics in Weeks 12-15
- Carried once for five yards and logged one special teams tackle vs. Cincinnati (12/24) in Week 16
- Inactive for Week 17 at Tennessee (1/1/17) with an injury
- Rushed once for one yard to convert a third-and-1 vs. Oakland (1/7/17) in the AFC Wild Card round

#### 2015 (Houston 16/2, 1/0):

- Made his season debut vs. Kansas City (9/13)
- Recorded his first career rushing attempt, which went for four yards and a first down on third-and-1 in the first quarter at Carolina (9/20)
- Totaled 24 yards on three carries (8.0 avg.) vs. Tampa Bay (9/27)
- Registered a 16-yard rush in the fourth quarter, a career-long vs. Tampa Bay (9/27)

#### 2014 (Houston 16/5):

- Started five games and played in all 16 in his rookie season. Also had three special teams tackles
- Started in his NFL debut against Washington (9/7) in Week 1
- Started at the N.Y. Giants (9/21) in Week 3
- Made his first career catch for 24 yards vs. Buffalo (9/28) in Week 4
- Made his first career special teams tackle in Week 8 at Tennessee (10/26)
- Had a special teams tackle vs. Tennessee (11/30) in Week 13
- Started and had a special teams tackle at Jacksonville (12/7) in Week 14

### COLLEGE:

- Played two seasons (2012-13) at Auburn (Ala.) University after transferring from the University of Illinois in Champaign, Ill., where he played the 2010 and 2011 campaigns
- Started 30-of-51 games in his career
- Credited with 55 touchdown-resulting blocks
- Blocked for nation's number one rushing offense (328.3 yards per game) in 2013
- Began his collegiate career as a linebacker and made the switch to offense in 2010

## 2017 STATISTICS

REGULAR SEASON				RUSHING					RECEIVING				
Date	Opp	GP	GS	Att	Yds	Avg	Lg	TD	Rec	Yds	Avg	Lg	TD
9/10	JAX	1	0	0	0	0.0	0	0	0	0	0.0	0	0
9/14	at CIN	1	0	0	0	0.0	0	0	0	0	0.0	0	0
9/24	at NE	1	1	0	0	0.0	0	0	0	0	0.0	0	0
10/1	TEN	1	0	0	0	0.0	0	0	0	0	0.0	0	0
10/8	KC	1	0	0	0	0.0	0	0	0	0	0.0	0	0
10/15	CLE	1	0	0	0	0.0	0	0	1	18	18.0	18	0
10/29	at SEA	1	0	0	0	0.0	0	0	0	0	0.0	0	0
11/5	IND	1	1	0	0	0.0	0	0	1	1	1.0	0	0
11/12	at LAR	1	1	0	0	0.0	0	0	0	0	0.0	0	0
11/19	ARI	1	0	0	0	0.0	0	0	0	0	0.0	0	0
11/27	at BAL	1	1	0	0	0.0	0	0	0	0	0.0	0	0
12/3	at TEN	1	0	0	0	0.0	0	0	0	0	0.0	0	0
12/10	SF	-	-	-	-	-	-	-	-	-	-	-	-
12/17	at JAX	-	-	-	-	-	-	-	-	-	-	-	-
12/25	PIT	-	-	-	-	-	-	-	-	-	-	-	-
12/31	at IND	-	-	-	-	-	-	-	-	-	-	-	-
<b>Totals</b>		<b>12</b>	<b>4</b>	<b>0</b>	<b>0</b>	<b>0.0</b>	<b>0</b>	<b>0</b>	<b>2</b>	<b>19</b>	<b>9.5</b>	<b>18</b>	<b>0</b>

### ADDITIONAL CAREER STATISTICS

Special Teams Tackles: 1

## CAREER STATISTICS

REGULAR SEASON				RUSHING					RECEIVING				
Year	Team	GP	GS	Att	Yds	Avg	Lg	TD	Rec	Yds	Avg	Lg	TD
2014	HOU	16	5	0	0	0.0	0	0	1	24	24.0	24	0
2015	HOU	16	2	6	33	5.5	16	0	0	0	0.0	0	0
2016	HOU	15	1	4	9	2.3	5	0	1	6	6.0	6	0
2017	HOU	11	4	0	0	0.0	0	0	2	19	19.5	18	0
<b>Totals</b>		<b>59</b>	<b>12</b>	<b>10</b>	<b>42</b>	<b>4.2</b>	<b>16</b>	<b>0</b>	<b>4</b>	<b>49</b>	<b>12.3</b>	<b>24</b>	<b>0</b>

### POSTSEASON

Year	Team	GP	GS	Att	Yds	Avg	Lg	TD	Rec	Yds	Avg	Lg	TD
2015	HOU	1	0	1	2	2.0	2	0	0	0	0.0	0	0
2016	HOU	2	0	1	1	1.0	1	0	0	0	0.0	0	0
<b>Totals</b>		<b>3</b>	<b>0</b>	<b>2</b>	<b>3</b>	<b>1.5</b>	<b>2</b>	<b>0</b>	<b>0</b>	<b>0</b>	<b>0.0</b>	<b>0</b>	<b>0</b>

### ADDITIONAL CAREER STATISTICS

Special Teams Tackles (15): 2014 - 3; 2015 - 8; 2016 - 3; 2017 - 1

### CAREER GAME HIGHS

Rushing Attempts: 3 vs. TB, 9/27/15 | Rushing Yards: 24 vs. TB, 9/27/15 | Rushing Long: 16 vs. TB, 9/27/15  
 Receptions: 1, 2x - last: vs. TEN, 10/2/16 | Receiving Yards: 24 vs. BUF, 9/28/14 | Receiving Long: 24 vs. BUF, 9/28/14

### PERSONAL:

- Attended UMS-Wright Preparatory School in Mobile, Ala., where he played football for Head Coach Terry Curtis
- Earned All-State Class 4A honors as an offensive lineman his junior campaign
- Helped the Bulldogs capture the AHSAA state championship in 2008
- Named first-team Class All-State at linebacker by the Alabama Sports Writers Association as a senior
- Selected as the Mobile Optimist Club Player of the Year in 2009
- Recorded 199 total tackles (114 solos) with 16 tackles for loss, five pass breakups and a sack in his career
- Recipient of the Football Writers Association of America Courage Award
- Joined Auburn after obtaining an NCAA waiver to transfer from Illinois as his mother was battling brain cancer

# TEXANS BIOS



## D.J. READER

**NOSE TACKLE | 6-3 | 325 | CLEMSON**

Hometown: Greensboro, N.C. | 2nd NFL Season | 2nd with Texans | Age: 23

Acquired: D5b-'16 | 2017 GP/GS: 12/12 | Career GP/GS (Playoffs): 28/19 (2/2)

Teams: Houston 2016-17

# 98

### TRANSACTIONS:

Selected by the Houston Texans with the 27th pick in the fifth round (166th overall) of the 2016 NFL Draft.

### 2017 (Houston 12/12):

- Started at NT and made five tackles in the season opener vs. Jacksonville (9/10)
- Tied a career-best with five total tackles at Cincinnati (9/14)
- Notched five four tackles in his fifth start of the season vs. Kansas City (10/8)
- Tied a career-high with five total tackles and recorded his first sack of the season and second of his career vs. Cleveland (10/15)
- Started his seventh straight game and produced a career-high six tackles at Seattle (10/29)
- Started at LDE and notched five total tackles vs. Indianapolis (11/5)
- Tied a career-high with four solo tackles and had five total at Baltimore (11/27)
- Produced one tackle and one quarterback hit at Tennessee (12/3)

### 2016 (Houston 16/7, 2/2):

- Logged the fifth-most starts by a rookie defensive lineman in franchise history and most since DE J.J. Watt (16) in 2011
- Made his NFL debut and recorded a tackle in the season opener vs. Chicago (9/11)
- Tallied two tackles (one solo) at New England (9/22) in Week 3
- Saw his most significant time on defense and made one tackle vs. Tennessee (10/2) in Week 4
- Registered one tackle at Minnesota (10/9)
- Matched a season high with two tackles (one solo) vs. Indianapolis (10/16) in Week 6
- Made his first career start and notched his first career tackle for loss vs. Detroit (10/30) in Week 8
- Started a second consecutive game and logged his first career sack when he brought down Jaguars QB Blake Bortles for an 8-yard loss in the fourth quarter at Jacksonville (11/13) in Week 10
- Started at defensive end and notched one tackle vs. San Diego (11/27) in Week 12
- Made one tackle and added a quarterback hit at Green Bay (12/4) in Week 13
- Tallied two tackles for the fourth time on the season at Indianapolis (12/11) in Week 14
- Logged two tackles in his fifth start of the season vs. Jacksonville (12/18) in Week 15
- Made two tackles for a third consecutive game vs. Cincinnati (12/24) in Week 16
- Recorded the first pass defended of his career and added two tackles (one solo) at Tennessee (1/1/17) in Week 17
- Became the third rookie in franchise history to record a sack in the postseason, joining OLB Brooks Reed and DE J.J. Watt, when he brought down Raiders QB Connor Cook for a 6-yard loss in the first quarter vs. Oakland (1/7/17) in the AFC Wild Card round
- Notched two tackles at New England (1/14/17) in the AFC Divisional round

### COLLEGE:

- Played four seasons (2012-15) at Clemson (S.C.) University
- Longtime backup at defensive tackle who found his way into the starting lineup as a senior
- Finished career with 145 tackles, nine tackles for loss, five sacks and 24 quarterback pressures in 1,087 snaps over 46 games (10 starts) in his career
- Became the second Tiger to letter on top-25 football and baseball teams in one academic year (2012-13) since 1994-95 (Kyle Parker (2009-10) is the other)
- Voted a team co-captain for the 2015 campaign
- Posted four tackles in the CFP National Championship Game vs. Alabama, earning a share of defensive player of the game honors from coaches along with Kevin Dodd
- Played in the 2016 Senior Bowl

## 2017 STATISTICS


REGULAR SEASON				TACKLES					SACKS		INTERCEPTIONS					FUMBLES				
Date	Opp	GP	GS	Tot	Solo	Asst	QBH	TFL	Sk	Yds	Int	Yds	Lg	TD	PD	FF	FR	Yds	TD	
9/10	JAX	1	1	5	2	3	1	0	0.0	0.0	0	0	0	0	0	0	0	0	0	0
9/14	at CIN	1	1	5	1	4	0	0	0.0	0.0	0	0	0	0	0	0	0	0	0	0
9/24	at NE	1	1	3	1	2	0	0	0.0	0.0	0	0	0	0	0	0	0	0	0	0
10/1	TEN	1	1	1	1	0	0	0	0.0	0.0	0	0	0	0	0	0	0	0	0	0
10/8	KC	1	1	4	2	2	0	0	0.0	0.0	0	0	0	0	0	0	0	0	0	0
10/15	CLE	1	1	5	3	2	2	2	1.0	2.0	0	0	0	0	0	0	0	0	0	0
10/29	at SEA	1	1	6	2	4	2	1	0.0	0.0	0	0	0	0	0	0	0	0	0	0
11/5	IND	1	1	5	4	1	0	0	0.0	0.0	0	0	0	0	0	0	0	0	0	0
11/12	at LAR	1	1	1	0	1	0	0	0.0	0.0	0	0	0	0	0	0	0	0	0	0
11/19	ARI	1	1	1	0	1	0	0	0.0	0.0	0	0	0	0	0	0	0	0	0	0
11/27	at BAL	1	1	5	4	1	0	0	0.0	0.0	0	0	0	0	0	0	0	0	0	0
12/3	at TEN	1	1	1	0	1	1	0	0.0	0.0	0	0	0	0	0	0	0	0	0	0
12/10	SF	-	-	-	-	-	-	-	-	-	-	-	-	-	-	-	-	-	-	-
12/17	at JAX	-	-	-	-	-	-	-	-	-	-	-	-	-	-	-	-	-	-	-
12/25	PIT	-	-	-	-	-	-	-	-	-	-	-	-	-	-	-	-	-	-	-
12/31	at IND	-	-	-	-	-	-	-	-	-	-	-	-	-	-	-	-	-	-	-
<b>Totals</b>		<b>12</b>	<b>12</b>	<b>42</b>	<b>20</b>	<b>22</b>	<b>6</b>	<b>3</b>	<b>1.0</b>	<b>2.0</b>	<b>0</b>	<b>0</b>	<b>0</b>	<b>0</b>	<b>0</b>	<b>0</b>	<b>0</b>	<b>0</b>	<b>0</b>	<b>0</b>

## CAREER STATISTICS

REGULAR SEASON				TACKLES					SACKS		INTERCEPTIONS					FUMBLES			
Year	Team	GP	GS	Tot	Solo	Asst	QBH	TFL	Sk	Yds	Int	Yds	Lg	TD	PD	FF	FR	Yds	TD
2016	HOU	16	7	22	7	15	2	2	1.0	8.0	0	0	0	0	1	0	0	0	0
2017	HOU	12	11	42	20	22	6	3	1.0	2.0	0	0	0	0	0	0	0	0	0
<b>Totals</b>		<b>28</b>	<b>18</b>	<b>64</b>	<b>27</b>	<b>37</b>	<b>8</b>	<b>5</b>	<b>2.0</b>	<b>10.0</b>	<b>0</b>	<b>0</b>	<b>0</b>	<b>0</b>	<b>1</b>	<b>0</b>	<b>0</b>	<b>0</b>	<b>0</b>
POSTSEASON				TACKLES					SACKS		INTERCEPTIONS					FUMBLES			
Year	Team	GP	GS	Tot	Solo	Asst	QBH	TFL	Sk	Yds	Int	Yds	Lg	TD	PD	FF	FR	Yds	TD
2016	HOU	2	2	3	2	1	1	1	1.0	6.0	0	0	0	0	0	0	0	0	0
<b>Totals</b>		<b>2</b>	<b>2</b>	<b>3</b>	<b>2</b>	<b>1</b>	<b>1</b>	<b>1</b>	<b>1.0</b>	<b>6.0</b>	<b>0</b>	<b>0</b>	<b>0</b>	<b>0</b>	<b>0</b>	<b>0</b>	<b>0</b>	<b>0</b>	<b>0</b>

### PERSONAL:

- Attended Grimsley High School in Greensboro, N.C.
- SuperPrep All-American
- Had 50 tackles, seven tackles for loss and five sacks as a senior
- Starting center on the basketball squad
- Standout baseball player (right-handed pitcher and designated hitter) who has been clocked in the 90s
- All-conference in baseball as a sophomore, junior and senior
- All-region in baseball as a junior and senior
- Team MVP in baseball as a junior and senior
- Batted .529 as junior
- Lettered four times in football, four times in baseball and four times in basketball
- Coached by Damon Coiro at Grimsley High School
- Recruited by Robbie Caldwell
- His mother, Felicia, played softball at North Carolina A&T from 1985-88
- His uncle, Glenn Ford, played football at Tennessee from 1978-80
- Graduated with a degree in communication studies in December 2015
- Born July 1, 1994



## TOM SAVAGE

QUARTERBACK | 6-4 | 230 | PITTSBURGH

Hometown: Springfield, Pa. | 4th NFL Season | 4th with Texans | Age: 27  
 Acquired: D4-'14 | 2017 GP/GS (Playoffs): 7/6 | Career GP/GS (Playoffs): 12/8 (0/0)  
 Teams: Houston 2014-17

# 3

### TRANSACTIONS:

Selected by the Houston Texans with the 35th pick in the fourth round (135th overall) of the 2014 NFL Draft.

### 2017 (Houston 7/6):

- Started the third consecutive regular season game in which he's appeared vs. Jacksonville (9/10)
- Completed 19-of-44 passes for 219 yards and one touchdown in his second start of the season vs. Indianapolis (11/5). Connected on a 34-yard touchdown strike with WR DeAndre Hopkins for his first professional score
- Completed 18-of-36 passing for 211 yards and one touchdown at the Los Angeles Rams (11/12). Set a single-season career-high with 502 passing yards, threw for his second career touchdown and completed a career-long 36-yard pass
- Finished 22-of-32 passing (68.8 percent) for 230 yards, a career-high two touchdowns and a career-high 97.1 passer rating vs. Arizona (11/19). Moved into the top-10 in franchise history in passing yards (1,320) and completions (122)
- Completed 22-of-37 passes (59.5 percent) for 252 yards at Baltimore (11/27). Passed T.J. Yates (129) for the eighth-most completions in team history and Yates (1,470) for the ninth-most passing yards in franchise history
- Finished 31-of-49 passing for 365 yards, all career-bests, completed 63.3 percent of his passes and threw for one touchdown at Tennessee (12/3)

### 2016 (Houston 3/2, 0/0):

- Active but did not play in Weeks 1-12 and the AFC Divisional round at New England (1/14/17)
- Inactive for Week 13 at Green Bay (12/4) and Week 14 at Indianapolis (12/11)
- Came off the bench and completed 23-of-36 passes for 260 yards, no touchdowns, no interceptions and an 85.4 passer rating vs. Jacksonville (12/18) in Week 15
- Set single-game career highs in completions, attempts, yards and passer rating in his first game action since 2014 (12/18)
- Made his first career start and completed 18-of-29 passes for 176 yards and a 79.1 passer rating in the AFC South-clinching win vs. Cincinnati (12/24) in Week 16
- Completed 5-of-8 passes for 25 yards and a 67.2 passer rating before exiting the game in the second quarter due to injury at Tennessee (1/1/17) in Week 17
- Inactive vs. Oakland (1/7/17) in the AFC Wild Card round with an injury

### 2015 (Houston 0/0):

- Placed on the Reserve/Injured List on Sept. 1 and missed the entire season

### 2014 (Houston 2/0):

- Inactive in Weeks 1-12
- Made his NFL debut but did not attempt a pass vs. Tennessee (11/30) in Week 13
- Active but did not play at Jacksonville (12/7) in Week 14
- Was 10-of-19 passing for 127 yards and one interception in relief of QB Ryan Fitzpatrick at Indianapolis (12/14) in Week 15. Completed his first NFL pass at 13:06 of the second quarter to WR DeAndre Hopkins for nine yards
- Inactive in Weeks 16 and 17

### COLLEGE:

- Played one season (2013) at the University of Pittsburgh (Pa.) after two seasons (2009-10)

### 2017 STATISTICS

REGULAR SEASON				PASSING										RUSHING						
Date	Opp	GP	GS	Att	Cmp	Pct	Yds	Yd/A	TD	Int	Lg	Sack	Lost	Rate	Att	Yds	Avg	Lg	TD	
9/10	JAX	1	1	13	7	53.8	62	4.8	0	0	15	6	33	66.8	0	0	0.0	0	0	
9/14	at CIN																			
9/24	at NE																			
10/1	TEN	1	0	0	0	0.0	0	0	0	0	0	1	8	0.0	0	0	0.0	0	0	
10/8	KC																			
10/15	CLE																			
10/29	at SEA																			
11/5	IND	1	1	44	19	43.2	219	4.9	1	0	34	2	25	66.4	0	0	0.0	0	0	
11/12	at LAR	1	1	36	18	50.0	221	6.1	1	2	36	3	27	55.4	2	0	0.0	1	0	
11/19	ARI	1	1	32	22	68.8	230	7.1	2	1	34	1	7	97.1	1	3	3.0	3	0	
11/27	at BAL	1	1	37	22	59.5	252	6.8	0	2	39	2	15	57.5	0	0	0.0	0	0	
12/3	at TEN	1	1	49	31	63.3	365	7.4	1	1	57	4	34	84.1	1	-1	-1.0	-1	0	
12/10	SF	-	-	-	-	-	-	-	-	-	-	-	-	-	-	-	-	-	-	-
12/17	at JAX	-	-	-	-	-	-	-	-	-	-	-	-	-	-	-	-	-	-	-
12/25	PIT	-	-	-	-	-	-	-	-	-	-	-	-	-	-	-	-	-	-	-
12/31	at IND	-	-	-	-	-	-	-	-	-	-	-	-	-	-	-	-	-	-	-
<b>Totals</b>		<b>7</b>	<b>6</b>	<b>211</b>	<b>119</b>	<b>56.4</b>	<b>1,349</b>	<b>6.3</b>	<b>5</b>	<b>6</b>	<b>57</b>	<b>19</b>	<b>149</b>	<b>71.8</b>	<b>4</b>	<b>2</b>	<b>0.5</b>	<b>3</b>	<b>0</b>	

### CAREER STATISTICS

REGULAR SEASON				PASSING										RUSHING						
Year	Team	GP	GS	Att	Cmp	Pct	Yds	Yd/A	TD	Int	Lg	Sack	Lost	Rate	Att	Yds	Avg	Lg	TD	
2014	HOU	2	0	19	10	52.6	127	6.7	0	1	35	1	5	51.9	6	-6	-1.0	1	0	
2015	HOU																			
2016	HOU	3	2	73	46	63.0	461	6.3	0	0	32	5	36	80.9	6	12	2.0	11	0	
2017	HOU	7	6	211	119	56.4	1,349	6.3	5	6	57	19	149	71.8	4	2	0.5	3	0	
<b>Totals</b>		<b>12</b>	<b>8</b>	<b>303</b>	<b>175</b>	<b>57.8</b>	<b>1,937</b>	<b>6.4</b>	<b>5</b>	<b>7</b>	<b>57</b>	<b>25</b>	<b>190</b>	<b>72.7</b>	<b>16</b>	<b>8</b>	<b>0.5</b>	<b>11</b>	<b>0</b>	
POSTSEASON																				
Year	Team	GP	GS	Att	Cmp	Pct	Yds	Yd/A	TD	Int	Lg	Sack	Lost	Rate	Att	Yds	Avg	Lg	TD	
2016	HOU	0	0	0	0	0.0	0	0.0	0	0	0	0	0	0.0	0	0	0.0	0	0	
<b>Totals</b>		<b>0</b>	<b>0</b>	<b>0</b>	<b>0</b>	<b>0.0</b>	<b>0</b>	<b>0.0</b>	<b>0</b>	<b>0</b>	<b>0</b>	<b>0</b>	<b>0</b>	<b>0.0</b>	<b>0</b>	<b>0</b>	<b>0.0</b>	<b>0</b>	<b>0</b>	

### ADDITIONAL CAREER STATISTICS

Fumbles/Lost: 10/8 | Fumble Recoveries: 1

### CAREER GAME HIGHS


Attempts: 49 at TEN, 12/3/17 | Completions: 31 at TEN, 12/3/17 | Passing Yards: 365 at TEN, 12/3/17  
 Interceptions: 2 at LAR, 11/12/17 | Passing Long: 57 at TEN, 12/3/17 | Passer Rating: 97.1 vs. ARI, 11/19/17  
 Rushing Attempts: 4 at IND, 12/14/14 | Rushing Yards: 11 vs. CIN, 12/24/16 | Rushing Long: 11 vs. CIN, 12/24/16

at Rutgers University in New Brunswick, N.J.

- Transferred from Rutgers to the University of Arizona in Tucson, Ariz. prior to the 2011 season but was not eligible to play in games under NCAA transfer guidelines
- Transferred from Arizona to Pittsburgh prior to the 2012 season but was not eligible to play in games under NCAA transfer guidelines
- Started 28 of 31 games played
- Completed 430-of-757 passes (56.8 percent) for 5,690 yards, 37 touchdowns and 19 interceptions
- Finished with 5,371 yards in total offense

### PERSONAL:

- Attended Cardinal O'Hara High School in Springfield, Pa., starting his last three seasons at quarterback for Head Coach Dan Algeo
- Completed 190-of-426 passes for 2,547 yards and 20 touchdowns
- Played in the U.S. Army All-American Bowl and the Big 33 Football Classic
- As a senior, he passed for 1,355 yards and 10 touchdowns
- Communications major
- Older brother, Bryan, played quarterback at Wisconsin (2004-05) and Hofstra (2007-08)



## CHAD SLADE

GUARD | 6-5 | 315 | AUBURN

Hometown: Moody, Ala. | 2nd NFL Season | 2nd with Texans | Age: 25  
 Acquired: CFA-'15 | 2017 GP/GS: 0/0 | Career GP/GS (Playoffs): 0/0 (0/0)  
 Teams: Houston 2015-17

# 62

### TRANSACTIONS:

Signed by the Houston Texans as a college free agent on May 8, 2015...Waived by the Texans on Sept. 3, 2016...Signed to the Texans practice squad on Sept. 4, 2016...Signed by the Texans on Jan. 16, 2017...Waived by the Texans on Sept. 2, 2017...Signed to the Texans practice squad on Sept. 3, 2017.

### 2017 (Houston 1/0):

- Made his NFL and contributed on the offensive line and special teams at Tennessee (12/3)

### 2016 (Houston 0/0, 0/0):

- Spent the entire season on the Texans practice squad

### 2015 (Houston 0/0, 0/0):

- Placed on the Reserve/Injured List on Sept. 1 and missed the entire season

### COLLEGE:

- Played four seasons (2011-14) at Auburn (Ala.) University after redshirting the Tigers' 2010 BCS National Championship campaign
- Four-year starter on the offensive line for the Tigers
- 49 career starts, second most among SEC offensive linemen, and fourth-most in Auburn history
- Started 14 games at both guard spots in 2014
- Preseason All-SEC second team (CFB Matrix); third team (SEC media, Athlon); fourth team (Phil Steele) in 2014
- Accepted invitation to NFLPA Collegiate Bowl
- Returning starter for all 13 games at right offensive guard for the SEC Champions in 2013
- Started 12 games at right guard and left tackle in 2012
- Played in 13 games with 10 starts in 2011
- Redshirted and did not see action for the National Champions in 2010

### PERSONAL:

- High School Coach: Brandon Wiley
- No. 59-ranked offensive guard by ESPN.com/Scouts Inc.
- No. 62-rated offensive guard by Scout.com
- Ranked as the No. 34 player in Alabama by SuperPrep
- Named to the All-Southeast Region team by PrepStar
- No. 38 prospect in Alabama by the Tuscaloosa News
- Birthday is May 4
- Son of Joseph and Nikki Shorter
- Majored in Sociology
- Received bachelor's degree in August, 2014

## CAREER STATISTICS

### REGULAR SEASON GAMES PLAYED/STARTED (PLAYOFFS):

2015 Houston: 0/0 (0/0)

2016 Houston: 0/0 (0/0)

2017 Houston: 1/0 (0/0)

**TOTAL: 1/0 (0/0)**



## XAVIER SU'A-FILO

(soo-ah-FEE-low)

GUARD | 6-4 | 310 | UCLA

Hometown: American Fork, Utah | 4th NFL Season | 4th with Texans | Age: 26  
 Acquired: D2-'14 | 2017 GP/GS: 12/12 | Career GP/GS: 52/37 (3/3)  
 Teams: Houston 2014-17

# 71

### TRANSACTIONS:

Selected by the Houston Texans with the first pick in the second round (33rd overall) of the 2014 NFL Draft.

### 2017 (Houston 12/12):

- Started at LG in the season opener vs. Jacksonville (9/10)
- Started and helped pave the way for a 168-yard rushing performance at Cincinnati (9/14)
- Paved the way for a 125-yard rushing performance with a 300-yard passer at New England (9/24)
- Started vs. Tennessee (10/1) and paved the way for a 173-yard rushing performance, 445 yards of total offense, six offensive touchdowns and a franchise-record 57 points
- Started at left guard and paved the way for 392 yards of total offense and five touchdowns vs. Kansas City (10/8)
- Paved the way for 340 net yards of offense and helped the Texans score 30-plus points for a franchise-record fourth straight game vs. Cleveland (10/15)
- Guided the offense to 500-plus yards of offense and 38 points at Seattle (10/29)
- Started his eighth straight game at LG at the Los Angeles Rams (11/12)
- Paved the way for the offense to rush for 134 yards, produce 357 yards of total offense and exceed the 30-point mark for the sixth game this season vs. Arizona (11/19)
- Guided the offense to 384 yards at Tennessee (12/3)

### 2016 (Houston 16/15, 2/2):

- Started at left guard in Weeks 1-13, Weeks 15-17 and both postseason contests
- Helped pave the way for 100-yard rushing performances by RB Lamar Miller vs. Chicago (9/11) in Week 1, vs. Indianapolis (10/16) in Week 6 and at Oakland (11/21) in Week 11
- Contributed to a Texans ground attack that put together a then-season-high 181 rushing yards at Jacksonville (11/13) in Week 10
- Came off the bench to fill in at left guard at Indianapolis (12/11) in Week 14
- Started and split time at left guard with G Oday Aboushi vs. Oakland (1/7/17) in the AFC Wild Card round

### 2015 (Houston 11/9, 1/1):

- Inactive in Weeks 1-3
- Made his season debut playing left guard at Atlanta (10/4)
- Inactive in Week 6
- Started at left guard in Week 7
- Did not play in Week 8
- Started at left guard in Weeks 10-17 and in Wild Card Game vs. Kansas City (1/9/16)

### 2014 (Houston 13/1):

- Saw action in 13 games
- Made his NFL debut vs. Washington (9/7)
- Played at Oakland (9/14) in Week 2, at N.Y. Giants (9/21) in Week 3, vs. Buffalo (9/28) in Week 4, at Dallas (10/5) in Week 5
- Made his first career start at right guard vs. Indianapolis (10/9) in Week 6
- Played at Pittsburgh (10/20) in Week 7, at Tennessee (10/26) in Week 8, vs. Philadelphia (11/2) in Week 9, at Cleveland (11/16) in Week 11 and vs. Cincinnati (11/23) in Week 12
- Saw extended playing time at left guard vs. Tennessee (11/30) in Week 13
- Played at Jacksonville (12/7) in Week 14
- Inactive in Weeks 15-17

### COLLEGE:

- Played three seasons (2009; 12-13) at the University of California, Los Angeles
- Started all 40 games that he suited up for with the Bruins, playing 21 contests at left guard and 19 at left tackle
- Began his career at UCLA in 2009
- Returned to the UCLA program in 2012 after serving two years on a Mormon Church mission to Alabama and Florida
- Recorded 43 touchdown-resulting blocks and 337 knockdowns
- Second-Team All-American (2013)
- Two-time first-team All-Pac 12 (2012,2013)

### PERSONAL:

- Attended Timpview High School in Provo, Utah, playing football for Head Coach Louis Wong
- Started on the offensive line since his sophomore season
- Earned Class 4A first-team All-State honors as a junior and senior
- Helped to lead his high school team to the state championships in 2006, 2007 and 2008 and

## CAREER STATISTICS

### REGULAR SEASON GAMES PLAYED/STARTED (PLAYOFFS):

2014 Houston: 13/1 (0/0)  
 2015 Houston: 11/9 (1/1)  
 2016 Houston: 16/15 (2/2)  
 2017 Houston: 12/12  
**TOTAL: 52/37 (3/3)**

### ADDITIONAL STATISTICS

Misc. Tackles (5): 2016 - 1; 2017 - 4 | Postseason Misc. Tackles (1): 2016 - 1

- a state-record 36 consecutive wins
- Selected to play in the Under Armour All-America game
- Named Utah State 4A Offensive Player of the Year in 2008
- Fluent in Spanish

# TEXANS BIOS



## CHRIS THOMPSON

WIDE RECEIVER | 6-0 | 170 | FLORIDA

Hometown: Gainesville, Fla. | Rookie | Age: 23  
 Acquired: CFA-17 | 2017 GP/GS : 9/0 | Career GP/GS (Playoffs): 9/0 (0/0)  
 Teams: Houston 2017

# 14

### TRANSACTIONS:

Signed by the Houston Texans as a college free agent on May 16, 2017...Waived by the Texans on Sept. 2, 2017...Signed to the Texans practice squad on Sept. 3, 2017...Signed to the Texans active roster on Sept. 27, 2017.

### 2017 (Houston 9/0):

- Made his NFL debut and returned one kickoff for a 42-yard gain vs. Tennessee (10/1)
- Produced 19 yards on his first career reception and returned two kickoffs for 51 yards vs. Kansas City (10/8)
- Returned two kickoffs for 38 yards and two punts for 18 yards vs. Cleveland (10/15)
- Returned four kickoffs for 76 yards at Seattle (10/29)
- Recorded a pair of special teams tackles at the Los Angeles Rams (11/12)
- Recorded one kickoff return for 20 yards vs. Arizona (11/19)
- Returned two kicks for 47 yards at Baltimore (11/27)
- Caught one pass for 11 yards, returned two kickoffs for 42 yards and returned two punts for 21 yards at Tennessee (12/3). Marked Thompson's third game of 70-or-more all-purpose yards

### CAREER AT FLORIDA:

- Played four seasons (2013-16) at the University of Florida in Gainesville, Fla.
- Appeared in 41 games (three starts) and logged 16 kick returns for 355 yards and nine receptions for 78 yards
- Also made 12 total tackles (five solo) as a reserve defensive back

### 2016 (Florida):

- Appeared in 11 games and played multiple roles throughout the season
- Served as a wide receiver, kick returner, gunner on special teams and a reserve defensive back in the Outback Bowl vs. Iowa (1/2/17)
- Totaled 13 kick returns on the season (most on the team) for 283 yards and a long of 33
- Tallied seven tackles on special teams

### 2015 (Florida):

- Played in 13 games and started twice at wide receiver
- A key member of several special teams units, totaling nine tackles on year
- Caught five passes for 48 yards on the season

### 2014 (Florida):

- Played in 10 games on the season
- Caught two passes for 17 yards on the year
- Named the Special Teams Player of the Game and earned the Hard Hat award against Vanderbilt for his play on special teams

### 2013 (Florida):

- Played in seven games as a true freshman and started the final game against Florida State at wide receiver
- Saw time as a backup in the receiver rotation and on special teams on the punt block unit
- Caught two passes for 13 yards on the season
- Earned the Most Valuable Special Teams Scout Team Award

### PERSONAL:

- Attended Gainesville (Fla.) High School
- Named first-team all-area wide receiver by The Gainesville Sun after helping the Purple Hurricanes to a 14-1 record and berth in the Class 6A state title game in 2012
- Reached the Regional Finals in 2011 after a 12-3 record
- GHS had a 47-9 record in his four years
- Logged 26 catches for 489 yards and 4 touchdowns as a sophomore

- Was a Gainesville Sun first-team all-area selection in track & field
- Coached by James Thomson

## 2017 STATISTICS

REGULAR SEASON				RECEIVING					RUSHING				
Date	Opp	GP	GS	Rec	Yds	Avg	Lg	TD	Att	Yds	Avg	Lg	TD
9/10	JAX												
9/14	at CIN												
9/24	at NE												
10/1	TEN	1	0	0	0	0.0	0	0	0	0	0	0	0
10/8	KC	1	0	1	19	19.0	19	0	0	0	0	0	0
10/15	CLE	1	0	0	0	0.0	0	0	0	0	0	0	0
10/29	at SEA	1	0	0	0	0.0	0	0	0	0	0	0	0
11/5	IND	1	0	0	0	0.0	0	0	0	0	0	0	0
11/12	at LAR	1	0	0	0	0.0	0	0	0	0	0	0	0
11/19	ARI	1	0	0	0	0.0	0	0	0	0	0	0	0
11/27	BAL	1	0	0	0	0.0	0	0	0	0	0	0	0
12/3	at TEN	1	1	1	11	11.0	11	0	0	0	0	0	0
12/10	SF	-	-	-	-	-	-	-	-	-	-	-	-
12/17	at JAX	-	-	-	-	-	-	-	-	-	-	-	-
12/25	PIT	-	-	-	-	-	-	-	-	-	-	-	-
12/31	at IND	-	-	-	-	-	-	-	-	-	-	-	-
<b>Totals</b>		<b>9</b>	<b>0</b>	<b>2</b>	<b>30</b>	<b>15.0</b>	<b>19</b>	<b>0</b>	<b>0</b>	<b>0</b>	<b>0.0</b>	<b>0</b>	<b>0</b>

### ADDITIONAL STATISTICS

Special Teams Tackles: 3

## 2017 RETURN STATISTICS

REGULAR SEASON				KICKOFFS				PUNTS					
Date	Opp	GP	KR	Yds	Avg	Lg	TD	PR	Yds	Avg	Lg	TD	FC
9/10	JAX												
9/14	at CIN												
9/24	at NE												
10/1	TEN	1	1	42	42.0	42	0	1	0	0.0	0	0	0
10/8	KC	1	2	51	25.5	26	0	0	0	0.0	0	0	0
10/15	CLE	1	2	38	19.0	19	0	2	18	9.0	12	0	0
10/29	at SEA	1	4	76	19.0	25	0	0	0	0.0	0	0	0
11/5	IND	1	0	0	0.0	0	0	0	0	0.0	0	0	0
11/12	at LAR	1	0	0	0.0	0	0	0	0	0.0	0	0	0
11/19	ARI	1	1	20	20.0	20	0	0	0	0.0	0	0	0
11/27	at BAL	1	2	47	23.5	27	0	1	0	0.0	0	0	0
12/3	at TEN	1	2	42	21.0	26	0	2	21	10.5	15	0	0
12/10	SF	-	-	-	-	-	-	-	-	-	-	-	-
12/17	at JAX	-	-	-	-	-	-	-	-	-	-	-	-
12/25	PIT	-	-	-	-	-	-	-	-	-	-	-	-
12/31	at IND	-	-	-	-	-	-	-	-	-	-	-	-
<b>Totals</b>		<b>9</b>	<b>14</b>	<b>316</b>	<b>22.6</b>	<b>42</b>	<b>0</b>	<b>6</b>	<b>39</b>	<b>6.5</b>	<b>15</b>	<b>0</b>	<b>0</b>



## JORDAN TODMAN

**RUNNING BACK | 5-10 | 200 | CONNECTICUT**

Hometown: North Dartmouth, Mass. | 5th NFL Season | 1st with Texans | Age: 27  
 Acquired: FA-17 | 2017 GP/GS: 11/0 | Career GP/GS (Playoffs): 71/3 (2/0)  
 Teams: SD 2011; MIN 2011-12; JAX 2012-14; CAR 2015; PIT 2015; IND 2016; NYJ 2017; HOU 2017

# 22

### TRANSACTIONS:

Selected by the San Diego Chargers with the 18th selection of the sixth round (183rd overall) in the 2011 NFL Draft... Waived by the Chargers on Oct. 22, 2011...Signed to the Chargers practice squad on Oct. 26, 2011...Signed to the Minnesota Vikings active roster on Dec. 27, 2011...Waived by the Vikings on Aug. 31, 2012...Signed to the Vikings practice squad on Sept. 1, 2012...Signed to the Jacksonville Jaguars active roster on Nov. 27, 2012...Signed by the Carolina Panthers on March 30, 2015...Released by the Panthers on Sept. 5, 2015...Signed by the Pittsburgh Steelers on Sept. 6, 2015...Signed by the Indianapolis Colts on March 18, 2016...Signed by the New York Jets on June 13, 2017...Released by the Jets on Aug. 24, 2017...Signed by the Houston Texans on Aug. 25, 2017.

### 2017 (Houston 11/0):

- Returned a kickoff for 23 yards at New England (9/24)
- Made two solo special teams tackles at Seattle (10/29)
- Returned a kickoff 20 yards at Baltimore (11/27)
- Recovered a fumble on the first punt of the game to give Houston possession which ultimately led to their first score of the game at Tennessee (12/3)

### 2016 (Indianapolis 16/0, 0/0):

- Appeared in all 16 games and recorded nine rushes for 59 yards
- Returned 16 kickoffs for 478 yards and one score, averaging 29.9 yards per return
- Notched a 99-yard kickoff return for a touchdown, the third longest return in the NFL that season, at Green Bay on Nov. 6
- Tied for second on the team with seven special teams tackles

### 2015 (Pittsburgh 11/0, 2/0):

- Played in 11 games and had four rushes for 22 yards
- Returned one kickoff for 22 yards
- Added four special teams tackles

### 2014 (Jacksonville 16/1, 0/0):

- Registered one start in 16 games played
- Recorded 32 carries for 186 yards on the season, averaging 5.8 yards per carry
- Recorded a career-long 62-yard touchdown rush
- Caught a career-best 25 passes for 198 yards and one touchdown
- Returned a career-best 38 kickoffs for 972 yards
- Caught five passes for a career-most 46 receiving yards at Houston on Dec. 28

### 2013 (Jacksonville 16/2, 0/0):

- Appeared in all 16 games and made the first two starts of his career
- Rushed 76 times for 256 yards and two scores
- Recorded 14 receptions for 116 yards and a touchdown
- Registered 26 kickoff returns for 712 yards, averaging 27.4 yards per return
- Recorded career-bests of 25 rushing attempts, 109 rushing yards and 153 yards of total offense vs. Buffalo on Dec. 15

### 2012 (Jacksonville 1/0, 0/0):

- Spent the first 12 weeks of the season on the Vikings practice squad
- Signed to the Jaguars active roster on Nov. 27
- Recorded eight rushing yards and four kickoff returns for 78 yards in his NFL debut vs. NYJ on Dec. 9

### 2011 (San Diego 0/0; Minnesota 0/0):

- Spent the first six weeks on the Chargers active roster but did not appear in a game

## 2017 OFFENSIVE STATISTICS

REGULAR SEASON				RUSHING					RECEIVING				
Date	Opp	GP	GS	Att	Yds	Avg	Lg	TD	Rec	Yds	Avg	Lg	TD
9/10	JAX	1	0	0	0	0.0	0	0	0	0	0.0	0	0
9/14	at CIN	1	0	0	0	0.0	0	0	0	0	0.0	0	0
9/24	at NE	1	0	0	0	0.0	0	0	0	0	0.0	0	0
10/1	TEN	1	0	0	0	0.0	0	0	0	0	0.0	0	0
10/8	KC	1	0	0	0	0.0	0	0	0	0	0.0	0	0
10/15	CLE												
10/29	at SEA	1	0	0	0	0.0	0	0	0	0	0.0	0	0
11/5	IND	1	0	0	0	0.0	0	0	0	0	0.0	0	0
11/12	at LAR	1	0	0	0	0.0	0	0	0	0	0.0	0	0
11/19	ARI	1	0	0	0	0.0	0	0	0	0	0.0	0	0
11/27	at BAL	1	0	0	0	0.0	0	0	0	0	0.0	0	0
12/3	at TEN	1	0	0	0	0.0	0	0	0	0	0.0	0	0
12/10	SF	-	-	-	-	-	-	-	-	-	-	-	-
12/17	at JAX	-	-	-	-	-	-	-	-	-	-	-	-
12/25	PIT	-	-	-	-	-	-	-	-	-	-	-	-
12/31	at IND	-	-	-	-	-	-	-	-	-	-	-	-
<b>Totals</b>		<b>11</b>	<b>0</b>	<b>0</b>	<b>0</b>	<b>0.0</b>	<b>0</b>	<b>0</b>	<b>0</b>	<b>0</b>	<b>0.0</b>	<b>0</b>	<b>0</b>

### ADDITIONAL STATISTICS

Special Teams Tackles: 4  
 Special Teams Tackles: 1

## 2017 RETURN STATISTICS

REGULAR SEASON				KICKOFFS				PUNTS					
Date	Opp	GP	KR	Yds	Avg	Lg	TD	PR	Yds	Avg	Lg	TD	FC
9/10	JAX	1	0	0	0.0	0	0	0	0	0.0	0	0	0
9/14	at CIN	1	0	0	0.0	0	0	0	0	0.0	0	0	0
9/24	at NE	1	1	23	23.0	23	0	0	0	0.0	0	0	0
10/1	TEN	1	0	0	0.0	0	0	0	0	0.0	0	0	0
10/8	KC	1	0	0	0.0	0	0	0	0	0.0	0	0	0
10/15	CLE												
10/29	at SEA	1	0	0	0.0	0	0	0	0	0.0	0	0	0
11/5	IND	1	0	0	0.0	0	0	0	0	0.0	0	0	0
11/12	at LAR	1	0	0	0.0	0	0	0	0	0.0	0	0	0
11/19	ARI	1	0	0	0.0	0	0	0	0	0.0	0	0	0
11/27	at BAL	1	1	20	20.0	20	0	0	0	0.0	0	0	0
12/3	at TEN	1	0	0	0.0	0	0	0	0	0.0	0	0	0
12/10	SF	-	-	-	-	-	-	-	-	-	-	-	-
12/17	at JAX	-	-	-	-	-	-	-	-	-	-	-	-
12/25	PIT	-	-	-	-	-	-	-	-	-	-	-	-
12/31	at IND	-	-	-	-	-	-	-	-	-	-	-	-
<b>Totals</b>		<b>11</b>	<b>2</b>	<b>43</b>	<b>21.5</b>	<b>23</b>	<b>0</b>	<b>0</b>	<b>0</b>	<b>0.0</b>	<b>0</b>	<b>0</b>	<b>0</b>

- Waived by the Chargers on Oct. 22
- Signed to the Chargers practice squad on Oct. 26
- Signed to the Vikings active roster on Dec. 27

### COLLEGE:

- Played three seasons (2008-10) at the University of Connecticut in Mansfield, Conn.
- Appeared in 37 career games with 19 starts, finishing second in program history with 616 carries and third with 3,179 rushing yards and 31 rushing touchdowns
- Became the first unanimous Big East Conference Offensive Player of the Year since 1992 following the 2010 season
- Ranked second in the FBS with 1,695 rushing yards in 2010

### PERSONAL:

- Attended Dartmouth High School in Dartmouth, Mass.
- Named to the Boston Globe All-Scholastic Team in 2006 and 2007 and received the Boston Globe's Division I Player of the Year Award as a senior in 2007
- Named to the all-state team twice and all-conference team as a senior and finished his high school career as the second-leading rusher in Massachusetts history with 5,083 career

## JORDAN TODMAN

### CAREER OFFENSIVE STATISTICS

REGULAR SEASON				RUSHING					RECEIVING				
Year	Team	GP	GS	Att	Yds	Avg	Lg	TD	Rec	Yds	Avg	Lg	TD
2011	SD/MIN	0	0	0	0	0.0	0	0	0	0	0.0	0	0
2012	JAX	1	0	3	8	2.7	6	0	1	0	0.0	0	0
2013	JAX	16	2	76	256	3.4	33	2	14	116	8.3	30	1
2014	JAX	16	1	32	186	5.8	62t	1	25	198	7.9	26	1
2015	PIT	11	0	4	22	5.5	11	0	0	0	0.0	0	0
2016	IND	16	0	9	59	6.6	19	0	0	0	0.0	0	0
2017	HOU	11	0	0	0	0.0	0	0	0	0	0.0	0	0
<b>Totals</b>		<b>71</b>	<b>3</b>	<b>124</b>	<b>531</b>	<b>4.3</b>	<b>62t</b>	<b>4</b>	<b>40</b>	<b>314</b>	<b>7.9</b>	<b>30</b>	<b>2</b>

POSTSEASON				RUSHING					RECEIVING				
Year	Team	GP	GS	Att	Yds	Avg	Lg	TD	Rec	Yds	Avg	Lg	TD
2015	PIT	2	0	16	71	4.4	25	0	0	0	0.0	0	0
<b>Totals</b>		<b>2</b>	<b>0</b>	<b>16</b>	<b>71</b>	<b>4.4</b>	<b>25</b>	<b>0</b>	<b>0</b>	<b>0</b>	<b>0.0</b>	<b>0</b>	<b>0</b>

#### ADDITIONAL STATISTICS

Fumbles/Lost (0/0) | Fumble Recoveries (2): 2013 - 2

#### CAREER GAME HIGHS

Rushing Att.: 25 vs. BUF, 12/15/13 | Rushing Yards: 109 vs. NYJ, 12/15/13 | Rushing TD: 1, 3x – last: vs. TEN, 12/18/14  
 Rushing Long: 62t vs. TEN, 12/18/14 | Receptions: 5 at HOU, 12/28/14 | Receiving Yards: 46 at HOU, 12/28/14  
 Receiving TDs: 1, 2x – last: at HOU, 12/28/14 | Receiving Long: 30 vs. BUF, 12/15/13

### CAREER RETURN STATISTICS

REGULAR SEASON				KICKOFFS					PUNTS				
Year	Team	GP	KR	Yds	Avg	Lg	TD	PR	Yds	Avg	Lg	TD	FC
2011	SD/MIN	0	0	0	0.0	0	0	0	0	0.0	0	0	0
2012	JAX	1	4	78	19.5	24	0	0	0	0.0	0	0	0
2013	JAX	16	26	712	27.4	59	0	0	-0	0.0	0	0	0
2014	JAX	16	38	972	25.6	40	0	0	0	0.0	0	0	0
2015	PIT	11	1	22	22.0	22	0	0	0	0.0	0	0	0
2016	IND	16	16	478	29.9	99t	1	0	0	0.0	0	0	0
2017	HOU	11	2	43	21.5	23	0	0	0	0.0	0	0	0
<b>Totals</b>		<b>71</b>	<b>87</b>	<b>2,305</b>	<b>26.5</b>	<b>99t</b>	<b>1</b>	<b>0</b>	<b>0</b>	<b>0.0</b>	<b>0</b>	<b>0</b>	<b>0</b>

POSTSEASON				KICKOFFS					PUNTS				
Year	Team	GP	KR	Yds	Avg	Lg	TD	PR	Yds	Avg	Lg	TD	FC
2015	PIT	2	0	0	0.0	0	0	0	0	0.0	0	0	0
<b>Totals</b>		<b>0</b>	<b>0</b>	<b>0</b>	<b>0.0</b>	<b>0</b>	<b>0</b>	<b>0</b>	<b>0</b>	<b>0.0</b>	<b>0</b>	<b>0</b>	<b>0</b>

yards and 70 rushing touchdowns





## CARLOS WATKINS

DEFENSIVE END | 6-3 | 305 | CLEMSON

Hometown: Mooresboro, N.C. | Rookie | Age: 23  
 Acquired: D4b-'17 | 2017 GP/GS: 8/2 | Career GP/GS (Playoffs): 8/2 (0/0)  
 Teams: Houston 2017

# 91

### TRANSACTIONS:

Selected by the Houston Texans with the 36th pick in the fourth round (142nd overall) of the 2017 NFL Draft.

### 2017 (Houston 8/2):

- Made his NFL debut and recorded one tackle vs. Tennessee (10/1)
- Made a career-high two total tackles and produced his first solo tackle vs. Cleveland (10/15)
- Started his first career game and produced a career-high three tackles and his first tackle for loss vs. Indianapolis (11/5)
- Notched his second consecutive start and made two tackles, one tackle for loss and tallied his first career pass defended at the Los Angeles Rams (11/12)
- Registered two tackles and one tackle for loss at Baltimore (12/3)

### CAREER AT CLEMSON:

- Played five seasons (2012-16) at Clemson (S.C.) University
- Received a medical redshirt for the 2013 campaign after sustaining injuries in a car crash
- Finished his Tigers career with 191 tackles, 26 tackles for loss and 14 sacks in 1,666 snaps over 53 games (30 starts)
- Tallied 24 career games with at least one tackle for loss, and Clemson was 22-2 in those contests
- Earned Senior Bowl invitation

### HONORS:

- CFP National Champion (2016)
- CBS Sports first-team All-American (2016)
- Associated Press second-team All-American (2016)
- Phil Steele fourth-team All-American (2016)
- ESPN All-Bowl Team (2016)

### 2016 (Clemson):

- Named a first-team All-American by CBS Sports
- Second-team All-American by the Associated Press
- Fourth-team All-American by Phil Steele
- First-team All-ACC (media, coaches)
- Named to ESPN's All-Bowl Team
- Shared Tiger Pride Defensive Team MVP honors with Ben Boulware and Jadar Johnson ... one of six permanent team captains
- Logged 82 tackles, 13.5 for loss and 10.5 sacks in 758 snaps over 15 games (15 starts)
- Added 13 quarterback pressures and four pass breakups as well
- His sack total was the highest by a Clemson defensive tackle in history, breaking the mark of 10.0 held by Jim Stuckey, William Perry and Michael Dean Perry
- Notched six tackles in 56 snaps in the opener at Auburn (9/3), helping limit the Tigers to just 87 rushing yards
- Blocked an extra point, broke up a pass and recovered a fumble in the win vs. No. 3 Louisville (10/1)
- Shared player of the game honors from the coaching staff in Fiesta Bowl win over Ohio State (12/31), where he had two sacks and two pass breakups
- Produced nine stops in the National Championship Game against Alabama (1/9/17), including one for loss

### 2015 (Clemson):

- A first-team All-ACC (media) and second-team All-ACC (coaches) selection
- Registered 69 tackles, eight tackles for loss and 3.5 sacks in 570 snaps over 15 games (14 starts)
- Added eight quarterback pressures and an interception
- Returned first career interception for a touchdown vs. Appalachian State (9/12), which marked the first by an interior defensive lineman since Jock McKissic against South Carolina in 2006

## 2017 STATISTICS

REGULAR SEASON				TACKLES					SACKS		INTERCEPTIONS					FUMBLES				
Date	Opp	GP	GS	Tot	Solo	Asst	QBH	TFL	Sk	Yds	Int	Yds	Lg	TD	PD	FF	FR	Yds	TD	
9/10	JAX																			
9/14	at CIN																			
9/24	at NE																			
10/1	TEN	1	0	1	0	1	0	0	0.0	0.0	0	0	0	0	0	0	0	0	0	0
10/8	KC																			
10/15	CLE	1	0	2	1	1	0	0	0.0	0.0	0	0	0	0	0	0	0	0	0	0
10/29	at SEA	1	0	0	0	0	0	0	0.0	0.0	0	0	0	0	0	0	0	0	0	0
11/5	IND	1	1	3	1	2	0	1	0.0	0.0	0	0	0	0	0	0	0	0	0	0
11/12	at LAR	1	1	2	1	1	0	1	0.0	0.0	0	0	0	0	1	0	0	0	0	0
11/19	ARI	1	0	0	0	0	0	0	0.0	0.0	0	0	0	0	0	0	0	0	0	0
11/27	at BAL	1	0	2	1	1	0	1	0.0	0.0	0	0	0	0	0	0	0	0	0	0
12/3	at TEN	-	-	-	-	-	-	-	-	-	-	-	-	-	-	-	-	-	-	-
12/10	SF	-	-	-	-	-	-	-	-	-	-	-	-	-	-	-	-	-	-	-
12/17	at JAX	-	-	-	-	-	-	-	-	-	-	-	-	-	-	-	-	-	-	-
12/25	PIT	-	-	-	-	-	-	-	-	-	-	-	-	-	-	-	-	-	-	-
12/31	at IND	-	-	-	-	-	-	-	-	-	-	-	-	-	-	-	-	-	-	-
<b>Totals</b>		<b>8</b>	<b>2</b>	<b>10</b>	<b>4</b>	<b>6</b>	<b>0</b>	<b>3</b>	<b>0.0</b>	<b>0.0</b>	<b>0</b>	<b>0</b>	<b>0</b>	<b>0</b>	<b>1</b>	<b>0</b>	<b>0</b>	<b>0</b>	<b>0</b>	<b>0</b>

- Posted a six-yard sack against Oklahoma (12/31) in the Capital One Orange Bowl
- Logged a tackle for loss and quarterback pressure in the National Championship Game against Alabama (1/11/16)

### 2014 (Clemson):

- Recorded 13 tackles, two tackles for loss and four quarterback pressures in 135 snaps over 11 games as a redshirt sophomore
- Made three tackles in 16 snaps at No. 12 Georgia (9/30)
- Had two tackles and two quarterback pressures in 17 snaps against North Carolina State (10/4)
- Notched two tackles and one tackle for loss in nine snaps at South Carolina (11/29)

### 2013 (Clemson):

- Tallied 11 tackles, 1.5 tackles for loss and one quarterback pressure in 90 snaps over three games (one start)
- Was a passenger in a fatal car accident on Sept. 21 and missed the rest of the season due to injuries suffered in the accident

### 2012 (Clemson):

- Recorded 16 tackles, one tackle for loss and three quarterback pressures in 113 snaps over nine games in his first season with the Tigers
- Made his collegiate debut vs. Ball State (9/8)

### PERSONAL:

- Attended Chase High School in Forest City, N.C.
- Rated as the No. 55 player and No. 7 defensive lineman in the nation as well as No. 4 player in North Carolina by 247Sports.com
- No. 104 overall player and No. 8 defensive tackle in the nation as well as No. 5 player in North Carolina by Rivals.com
- No. 8 defensive tackle in the nation by Scout.com
- Notched 15 sacks, one interception and five caused fumbles as a senior
- Made 50 tackles, 29 tackles for loss and 14 sacks as a junior
- Played in the U.S. Army All-American game and the Shrine Bowl
- Averaged over 21 points and 10 rebounds per game in basketball as a junior
- Cousin of former Clemson defensive end Dane Rogers
- Played and roomed with Texans NT D.J. Reader at Clemson
- Earned undergraduate degree in sociology in December 2016



## JON WEEKS

LONG SNAPPER | 5-10 | 250 | BAYLOR

Hometown: Bethpage, N.Y. | 8th NFL Season | 8th with Texans | Age: 31  
 Acquired: FA-'10 | 2017 GP/GS: 12/0 | Career GP/GS (Playoffs): 124/0 (7/0)  
 Teams: Houston 2010-17

# 46

### TRANSACTIONS:

Signed by the Houston Texans as a college free agent on April 28, 2010...Re-signed with the Texans on March. 5, 2012...Signed a contract extension with the Texans on Sept. 7, 2015.

### CAREER:

- Named to the 2015 Pro Bowl
- Signed by the Texans during the 2010 offseason and made the roster out of training camp
- Has handled 1,181 extra point, field goal and punt snaps and has contributed with 23 special teams tackles
- Is fourth in Texans history with 124 career games played
- Owns a streak of 124 consecutive regular season games played, which stands alone as the second-longest streak in Texans history
- One of three players (CB Johnathan Joseph and CB Kareem Jackson) to play in every postseason game in Texans history
- Signed a contract extension with the Texans on Sept. 8, 2015

### 2017 (Houston 12/0):

- Played in his 115th straight game at New England (9/24), passing Chester Pitts for the second-longest streak in Texans history
- Handed seven extra points, three field goals and two punts vs. Tennessee (10/1)
- Handed five punts, five extra points and one field goal at Seattle (10/29)
- Handed three field goal attempts, one extra point attempt and four punts at Baltimore (11/27)

### 2016 (Houston 16/0, 2/0):

- Served as long snapper on extra points, field goals and punts in all 16 regular season games and both postseason contests
- Helped K Nick Novak set the franchise single-season record fwith 35 made field goals
- Played in the 100th regular season game of his career vs. Tennessee (10/2) in Week 4
- Logged special teams tackles at at New England (9/22) in Week 3 and vs. Tennessee (10/2) in Week 4

### 2015 (Houston 16/0, 1/0):

- Named to his first Pro Bowl
- Served as long snapper on extra points, field goal and punts in all 16 games
- Notched a career-high eight special teams tackles
- Passed LS Bryan Pittman (95) for the eighth-most regular season games played in Texans history
- Recovered a fumble on a punt return by Titans WR Harry Douglas in the first quarter at Tennessee (12/27). RB Alfred Blue forced the fumble on the play, which led to a 22-yard field goal by K Nick Novak
- Served as the long snapper in Wild Card Game vs. Kansas City (1/9/16), his fifth career postseason game

### 2014 (Houston 16/0):

- Served as long snapper on extra points, field goal and punts in all 16 games
- Made a special teams tackle at N.Y. Giants (9/21)
- Recorded a special teams tackle at Dallas (10/5) in Week 5

### 2013 (Houston 16/0):

- Saw action on special teams in all 16 games and made a career-high six special teams tackles

### 2012 (Houston 16/0, 2/0):

- Served as long snapper on extra points, field goal and punts in all 16 games plus both playoff games
- Helped K Shayne Graham set the team scoring record with 138 points
- Helped P Donnie Jones set the team punting records with a gross average of 47.1 yards per punt on the season and net average of 40.5 yards
- Recorded a special teams tackle at Denver (9/30)

### 2011 (Houston 16/0, 2/0):

- Served as long snapper on extra points, field goal and punts for all 16 games of the season
- Helped K Neil Rackers set then-team records for field goals made (32) and points in a season (135)
- Helped rookie P Brett Hartmann set a team record with a 44.4 gross punt average
- Made his postseason debut and saw action on special teams in AFC Wild Card Playoff vs.

## CAREER STATISTICS

### REGULAR SEASON GAMES PLAYED/STARTED (PLAYOFFS):

2010 Houston: 16/0 (0/0)  
 2011 Houston: 16/0 (2/0)  
 2012 Houston: 16/0 (2/0)  
 2013 Houston: 16/0 (0/0)  
 2014 Houston: 16/0 (0/0)  
 2015 Houston: 16/0 (1/0)  
 2016 Houston: 16/0 (2/0)  
 2017 Houston: 12/0  
**TOTAL: 124/0 (7/0)**

### ADDITIONAL STATISTICS

Extra Point, Field Goal and Punt Snap Attempts: 1,181  
 Special Teams Tackles (23): 2010 - 3; 2011 - 0; 2012 - 2; 2013 - 6; 2014 - 2; 2015 - 8; 2016 - 2; 2017 - 2  
 Misc. Stats: Recovered a fumble on a punt return by Titans WR Harry Douglas in the first quarter at Tennessee (12/27/15)

Cincinnati (1/7/12)

### 2010 (Houston 16/0):

- Served as long snapper on extra points, field goal and punts in all 16 contests
- Efforts helped K Neil Rackers convert 27-of-30 field goal attempts and 43-of-43 extra point opportunities while tying K Kris Brown's Texans record for 124 points in a season
- Made his professional debut long snapping in the season opener vs. Indianapolis (9/12)
- Snapped on punt/field goal attempts at Washington (9/19) including Rackers' game-winning 35-yard field goal
- Reached 125 consecutive perfect snaps with seven successful long snaps at Tennessee (12/19)
- Contributed to Rackers hitting all three field goal attempts including a career long of 57 yards at Denver (12/26)

### COLLEGE:

- Played four seasons (2004-07) at Baylor University in Waco, Texas
- Originally attended Baylor as an invited walk-on
- Earned a scholarship after his freshman season
- Was discovered at a special teams camp by the Baylor special teams coach
- Snapped for two-time Ray Guy Award winner Daniel Sepulveda
- Handled the long-snapping chores for Baylor from 2004-07 and earned four varsity letters

### PERSONAL:

- Was in training to be an EMT when called by the Texans for a tryout
- An all-region offensive and defensive lineman for Mountain Ridge High School in Glendale, Ariz.
- Two-way player of the year selection
- Friday Night Fever Defensive Line Player of the Year
- Received the Curley Culp Award as Arizona's best defensive lineman
- Mountain Ridge recorded four straight winning records during his prep career and captured regional titles in both 2000 and 2002
- Mountain Lions went 24-2 during Weeks' last two seasons, which included a 14-1 mark and a state semifinal appearance as a junior in 2002



## MARCUS WILLIAMS

CORNERBACK | 5-11 | 196 | NORTH DAKOTA STATE

Hometown: Minneapolis, Minn. | 4th NFL Season | 1st with Texans | Age: 26  
 Acquired: Waivers-'17 | 2017 GP/GS: 12/0 | Career GP/GS (Playoffs): 46/14  
 Teams: Houston 2014; New York Jets 2014-17; Houston 2017

# 40

### TRANSACTIONS:

Signed with the Houston Texans as a college free agent on May 16, 2014...Waived by the Texans on Aug. 30, 2014...Signed to the Texans practice squad on Sept. 1, 2014...Released from the Texans practice squad on Sept. 23, 2014...Signed to the New York Jets practice squad on Sept. 25, 2014...Signed to the Jets active roster on Oct. 29, 2014...Waived by the Jets on Oct. 9, 2017...Claimed off waivers by the Texans on Oct. 10, 2017.

### 2017 (New York Jets 5/0; Houston 7/0):

- Appeared in the Jets first five games, catching a 31-yard pass on a fake punt vs. Jacksonville (10/1) and recording four solo tackles at Cleveland (10/8)
- Played against Cleveland (10/15) for the second consecutive week as a member of two different teams and posted three solo stops and one pass defended
- Totaled four solo tackles and notched his first interception as a Texan at Seattle (10/29)
- Recorded a pair of tackles at the Los Angeles Rams (11/12)
- Notched one pass defended vs. Arizona (11/19)
- Recorded one solo tackle and one pass defended at Baltimore (11/27)
- Produced two tackles and notched his third career tackle for loss at Tennessee (12/3)

### 2016 (New York Jets 13/3):

- Matched a career-best with 13 games played and made three starts
- Recorded 32 combined tackles, one sack, two interceptions, six passes defended, one quarterback hit, one tackle for loss and one forced fumble on the season
- Made a season-high seven tackles at Pittsburgh (10/9)

### 2015 (New York Jets 13/3):

- Appeared in 13 games with three starts
- Posted career-bests with 1.5 sacks, six interceptions, 10 passes defended and two quarterback hits on the season
- Intercepted Dolphins QB Ryan Tannehill in London (10/4)
- Produced a career-game with two interceptions and half a sack vs. Jacksonville (11/8)
- Recorded a strip-sack for his career full-sack at Houston (11/22)

### 2014 (New York Jets 8/8):

- Started the final eight games of the season
- Registered a career-high 36 total tackles
- Snagged his first career interception off Tom Brady vs. New England (11/21)

### COLLEGE:

- Played four seasons (2010-13) at North Dakota State in Fargo, N.D.
- Totaled career numbers of 170 tackles, 3.5 tackles for loss, 60 passes defended, seven interceptions, 603 interception return yards and 1,209 kick return yards
- Recorded a 98-yard interception return for a touchdown vs. North Dakota State (10/6/12)

### PERSONAL:

- Attended Hopkins High School in Minneapolis, Minn.
- Son of Jeffrey and Carolyn Williams
- Has three sisters, Aisha, Brianna and Bianca and one brother, Rashan
- Father, Jeffrey, played football at St. Cloud State

## 2017 STATISTICS

REGULAR SEASON				TACKLES					SACKS		INTERCEPTIONS					FUMBLES			
Date	Opp	GP	GS	Tot	Solo	Asst	QBH	TFL	Sk	Yds	Int	Yds	Lg	TD	PD	FF	FR	Yds	TD
<b>WITH NY JETS</b>																			
9/10	at BUF	1	0	0	0	0	0	0	0.0	0.0	0	0	0	0	0	0	0	0	0
9/17	at OAK	1	0	0	0	0	0	0	0.0	0.0	0	0	0	0	0	0	0	0	0
9/24	MIA	1	0	0	0	0	0	0	0.0	0.0	0	0	0	0	0	0	0	0	0
10/1	JAX	1	0	0	0	0	0	0	0.0	0.0	0	0	0	0	0	0	0	0	0
10/8	at CLE	1	0	4	4	0	0	0	0.0	0.0	0	0	0	0	0	0	0	0	0
<b>WITH HOUSTON</b>																			
10/15	CLE	1	0	3	3	0	0	0	0.0	0.0	0	0	0	0	1	0	0	0	0
10/29	at SEA	1	0	4	4	0	0	0	0.0	0.0	1	2	2	0	1	0	0	0	0
11/5	IND	1	0	0	0	0	0	0	0.0	0.0	0	0	0	0	0	0	0	0	0
11/12	at LAR	1	0	2	2	0	0	0	0.0	0.0	0	0	0	0	0	0	0	0	0
11/19	ARI	1	0	0	0	0	0	0	0.0	0.0	0	0	0	0	1	0	0	0	0
11/27	at BAL	1	0	1	1	0	0	0	0.0	0.0	0	0	0	0	1	0	0	0	0
12/3	at TEN	1	0	2	2	0	0	1	0.0	0.0	0	0	0	0	0	0	0	0	0
12/10	SF	-	-	-	-	-	-	-	-	-	-	-	-	-	-	-	-	-	-
12/17	at JAX	-	-	-	-	-	-	-	-	-	-	-	-	-	-	-	-	-	-
12/25	PIT	-	-	-	-	-	-	-	-	-	-	-	-	-	-	-	-	-	-
12/31	at IND	-	-	-	-	-	-	-	-	-	-	-	-	-	-	-	-	-	-
<b>Totals</b>		<b>12</b>	<b>0</b>	<b>16</b>	<b>16</b>	<b>0</b>	<b>0</b>	<b>1</b>	<b>0.0</b>	<b>0.0</b>	<b>1</b>	<b>2</b>	<b>2</b>	<b>0</b>	<b>4</b>	<b>0</b>	<b>0</b>	<b>0</b>	<b>0</b>

### ADDITIONAL STATISTICS

Special Teams Tackles - 1; Receptions - 1; Receiving Yards - 31

## CAREER STATISTICS

REGULAR SEASON				TACKLES					SACKS		INTERCEPTIONS					FUMBLES			
Year	Team	GP	GS	Tot	Solo	Asst	QBH	TFL	Sk	Yds	Int	Yds	Lg	TD	PD	FF	FR	Yds	TD
2014	NYJ	8	8	36	29	7	0	1	0.0	0.0	1	1	1	0	7	0	0	0	0
2015	NYJ	13	3	21	15	6	2	0	1.5	11.5	6	45	21	0	10	1	1	0	0
2016	NYJ	13	3	32	29	3	1	1	1.0	9.0	2	14	14	0	6	1	0	0	0
2017	NYJ	5	0	4	4	0	0	0	0.0	0.0	0	0	0	0	0	0	0	0	0
2017	HOU	7	0	12	12	0	0	1	0.0	0.0	1	2	2	0	4	0	0	0	0
<b>Totals</b>		<b>46</b>	<b>14</b>	<b>105</b>	<b>89</b>	<b>16</b>	<b>3</b>	<b>3</b>	<b>2.5</b>	<b>20.5</b>	<b>10</b>	<b>62</b>	<b>21</b>	<b>0</b>	<b>27</b>	<b>2</b>	<b>1</b>	<b>0</b>	<b>0</b>

# TEXANS BIOS



## T.J. YATES

QUARTERBACK | 6-4 | 217 | NORTH CAROLINA

Hometown: Marietta, Ga. | 7th NFL Season | 5th with Texans | Age: 30  
 Acquired: FA-'17 | 2017 GP/GS (Playoffs): 0/0 | Career GP/GS (Playoffs): 18/7 (3/2)  
 Teams: Houston 2011-13; Atlanta 2014; Houston 2015; Miami 2016; Buffalo 2017; Houston 2017

# 2

### TRANSACTIONS:

Selected with the 21st pick of the fifth round (152nd overall) in the 2011 NFL Draft by the Houston Texans...Traded to the Atlanta Falcons on June 19, 2014...Released by Atlanta on Sept. 4, 2015...Signed by the Texans on Oct. 28, 2015...Signed to the Miami Dolphins on Dec. 13, 2016...Signed to the Buffalo Bills on April 10, 2017...Released by the Bills on Sept. 12, 2017...Signed with Houston on Nov. 3, 2017.

### HONORS:

- NFL Rookie of the Week and AFC Offensive Player of the Week (Week 14, 2011)

### CAREER:

- Entering the 2017 season, Yates has played in 18 games with seven starts, completing 132-of-227 passes for 1,534 yards and six touchdowns
- Led the Texans to their first two postseason victories in franchise history following the 2011 season

### 2017 (Houston 0/0):

- Active but did not play vs. Indianapolis (11/5)

### 2016 (Miami 0/0, 1/0):

- Did not appear in the regular season but took one snap in relief duty for the Dolphins in the AFC Wild Card round

### 2015 (Houston 4/2):

- Appeared in four games on the season while making two starts, both of which resulted in victories
- Threw for 229 yards and two touchdowns, including a career-long 61-yard score, vs. the New York Jets (11/22)
- Threw a 22-yard game-winning touchdown to WR DeAndre Hopkins to beat the Cincinnati Bengals on Monday Night Football (11/16)

### 2014 (Atlanta 1/0):

- Saw action in one game and completed 3-of-4 passes for 64 yards vs Tampa Bay (9/18)

### 2013 (Houston 3/0):

- Participated in three games on the season, seeing extensive action vs. St Louis (10/13)

### 2012 (Houston 4/0):

- Made four appearances on the season, attempting 10 passes
- Recorded the first rushing touchdown of his career at New England (12/10)

### 2011 (Houston 6/5; 2/2):

- Saw action in six games with five starts at the end of the season, throwing for 949 yards on 82 of 134 passing (61.2 percent), three touchdowns, three interceptions, and a passer rating of 80.7
- Started two playoff games
- Made his professional and Texans debut at quarterback in place of an injured Matt Leinart and completed 8-of-15 passes for 70 yards at Jacksonville (11/27)
- Made his first career start, completing 12-of-25 passes for 188 yards including his first career touchdown pass, a 3-yard completion to Joel Dreessen, vs. Atlanta (12/4)
- Completed 26-of-44 passes for 300 yards and two touchdowns at Cincinnati (12/11), earning him AFC Player of the Week honors
- Led two 80-plus yard drives in the fourth quarter, including a 6-yard touchdown pass to Kevin Walter with two seconds remaining to complete the comeback that clinched the AFC South

## 2017 STATISTICS

REGULAR SEASON														PASSING					RUSHING				
Date	Opp	GP	GS	Att	Cmp	Pct	Yds	Yd/A	TD	Int	Lg	Sack	Lost	Rate	Att	Yds	Avg	Lg	TD				
Week 1																							
Week 2																							
Week 3																							
Week 4																							
Week 5																							
Week 6																							
Week 8																							
11/5	IND																						
11/12	at LAR																						
11/19	ARI																						
11/27	at BAL																						
12/3	at TEN																						
12/10	SF	-	-	-	-	-	-	-	-	-	-	-	-	-	-	-	-	-	-	-			
12/17	at JAX	-	-	-	-	-	-	-	-	-	-	-	-	-	-	-	-	-	-	-			
12/25	PIT	-	-	-	-	-	-	-	-	-	-	-	-	-	-	-	-	-	-	-			
12/31	at IND	-	-	-	-	-	-	-	-	-	-	-	-	-	-	-	-	-	-	-			
<b>Totals</b>		<b>0</b>	<b>0</b>	<b>0</b>	<b>0</b>	<b>0.0</b>	<b>0</b>	<b>0.0</b>	<b>0</b>	<b>0</b>	<b>0</b>	<b>0</b>	<b>0</b>	<b>0.0</b>	<b>0</b>	<b>0</b>	<b>0.0</b>	<b>0</b>	<b>0</b>	<b>0</b>			

## CAREER STATISTICS

REGULAR SEASON														PASSING					RUSHING				
Year	Team	GP	GS	Att	Cmp	Pct	Yds	Yd/A	TD	Int	Lg	Sack	Lost	Rate	Att	Yds	Avg	Lg	TD				
2011	HOU	6	5	134	82	61.2	949	7.1	3	3	50	15	74	80.7	14	57	4.1	17	0				
2012	HOU	4	0	10	4	40.0	38	3.8	0	1	19	1	0	11.7	2	-1	-0.5	11	1				
2013	HOU	3	0	22	15	68.2	113	5.1	0	2	20	2	7	42.4	1	0	0.0	0	0				
2014	ATL	1	0	4	3	75.0	64	16.0	0	1	15	0	0	77.1	0	0	0.0	0	0				
2015	HOU	4	2	57	28	49.1	370	6.5	3	1	61t	5	33	80.3	6	0	0.0	7	0				
2016	MIA	0	0	0	0	0.0	0	0.0	0	0	0	0	0	0.0	0	0	0.0	0	0				
2017	HOU	0	0	0	0	0.0	0	0.0	0	0	0	0	0	0.0	0	0	0.0	0	0				
<b>Totals</b>		<b>18</b>	<b>7</b>	<b>227</b>	<b>132</b>	<b>58.1</b>	<b>1,534</b>	<b>6.8</b>	<b>6</b>	<b>8</b>	<b>61t</b>	<b>23</b>	<b>114</b>	<b>72.8</b>	<b>23</b>	<b>56</b>	<b>2.4</b>	<b>17</b>	<b>1</b>				
POSTSEASON																							
Year	Team	GP	GS	Att	Cmp	Pct	Yds	Yd/A	TD	Int	Lg	Sack	Lost	Rate	Att	Yds	Avg	Lg	TD				
2011	HOU	2	2	55	28	50.9	343	6.2	1	3	40t	2	7	53.8	2	-3	-1.5	-1	0				
2016	MIA	1	0	0	0	0.0	0	0.0	0	0	0	0	0	0.0	0	0	0.0	0	0				
<b>Totals</b>		<b>3</b>	<b>0</b>	<b>55</b>	<b>28</b>	<b>50.9</b>	<b>343</b>	<b>6.2</b>	<b>1</b>	<b>3</b>	<b>40t</b>	<b>2</b>	<b>7</b>	<b>53.8</b>	<b>2</b>	<b>-3</b>	<b>-1.5</b>	<b>-1</b>	<b>0</b>				

### ADDITIONAL CAREER STATISTICS

Fumbles/Lost: 9/5 | Fumble Recoveries: 3

### CAREER GAME HIGHS

Attempts: 44 at CIN, 12/11/11 | Completions: 26 at CIN, 12/11/11 | Passing Yards: 300 at CIN, 12/11/11  
 Interceptions: 2, 2x – last: vs. STL, 10/13/16 | Passing Long: 61t vs. NYJ, 11/22/15 | Passer Rating: 115.6 vs. TEN, 1/1/12  
 Rushing Attempts: 5 at CIN, 12/11/11 | Rushing Yards: 36 at CIN, 12/11/11 | Rushing Long: 17 at CIN, 12/11/11

- Division title against the Bengals
- Earned NFL Rookie of the Week honors for his performance at Cincinnati in Week 14
- Completed his first eight pass attempts and finished the game 19-of-30 for 212 yards with no touchdowns and two interceptions vs. Carolina (12/18)
- Made his postseason debut where he completed 11-of-20 passes for 159 yards, including a 40-yard touchdown pass to Andre Johnson, in AFC Wild Card Playoff vs. Cincinnati (1/7/12)
- Completed 17-of-35 passes for 184 yards and threw three interceptions in AFC Divisional Playoff at Baltimore (1/15/12)

### COLLEGE:

- Played four seasons (2007-10) at the University of North Carolina in Chapel Hill, N.C.
- Threw for 9,377 yards (208.4 average per game), 58 touchdowns and 46 interceptions for his career at North Carolina
- Set 37 Tar Heel records, including single-game, single-season and career records for pass completions and yards
- Became the only Tar Heel to throw for 3,000 yards in a season and 400 yards in three

## T.J. YATES

separate games

- The most accurate passer in UNC history, completing 795-of-1,277 attempts (62.3 percent)
- Completed 282-of-422 attempts in 2010 for career highs of 3,418 yards and 19 touchdowns to go along with nine interceptions
- Finished 2009 with 2,136 yards and 14 touchdowns on 214-for-355 passing
- Played in seven games and started six in 2008 and completed 60 percent (81-of-135) of his passes for 1,168 yards, 11 touchdowns, four interceptions on the season

**PERSONAL:**

- Attended and played at Alan C. Pope High School in Marietta, Ga.
- Took a year off of football in high school to focus on basketball
- Completed 160 of 289 passes (57 percent) for 2,305 yards and 17 touchdowns as a senior, his only year on the football team
- Rushed for 292 yards and seven scores in his lone high school season
- Boomed a punt for 68 yards
- Named first-team all-region and the Cobb County Touchdown Club Offensive Player of the Year
- Earned Atlanta Metro First-Team All-Area honors

# PRACTICE SQUAD



## KENNAN GILCHRIST

INSIDE LINEBACKER | 6-1 | 230 | APPALACHIAN STATE

Hometown: Abbeville, S.C. | Rookie | Age: 23  
 Acquired: FA '17 | 2017 GP/GS: 0/0 | Career GP/GS (Playoffs): 0/0 (0/0)  
 Teams: Dallas 2017; Houston 2017

# 47

### TRANSACTIONS:

Signed by the Dallas Cowboys as a college free agent on May 12, 2017...Waived by the Cowboys on Sept. 2, 2017...Signed to the Houston Texans practice squad on Sept. 27, 2017.

### CAREER AT APPALACHIAN STATE:

- Played four seasons (2013-16) at the Appalachian State University in Boone, N.C.
- Participated in 50 career games and tallied 253 combined tackles, 7.0 sacks and four forced fumbles

### 2016 (Appalachian State):

- Finished second on the team with 89 tackles and added 11 tackles for loss with 3.0 sacks and one forced fumble
- Named to the All-Sun Belt Conference Second-Team

### 2015 (Appalachian State):

- Started all 13 games and produced 61 total tackles, three tackles for loss and one sack

### 2014 (Appalachian State):

- Appeared in 12 games on the season and finished with 44 combined stops, six tackles for loss, one forced fumble and matched his career high with 3.0 sacks

### 2013 (Appalachian State):

- Played in 12 games and made 59 total tackles while producing career-highs with one pass defended and two forced fumbles


### PERSONAL:

- Attended Abbeville High School in Abbeville, S.C.
- Honored as a first-team all-state selection and as the South Carolina Defensive Player of the Year as a junior and senior at Abbeville High School
- Majored in construction management and was a member of the Southern Conference academic honor roll at Appalachian State
- Son of Carmella and Gary Burton
- Oldest of four children
- Enjoys fishing

## 2017 STATISTICS

REGULAR SEASON				TACKLES					SACKS		INTERCEPTIONS					FUMBLES				
Date	Opp	GP	GS	Tot	Solo	Asst	QBH	TFL	Sk	Yds	Int	Yds	Lg	TD	PD	FF	FR	Yds	TD	
Week 1																				
Week 2																				
Week 3																				
10/1	TEN																			
10/8	KC																			
10/15	CLE																			
10/29	at SEA																			
11/5	IND																			
11/12	at LAR																			
11/19	ARI																			
11/27	at BAL																			
12/3	at TEN																			
12/10	SF	-	-	-	-	-	-	-	-	-	-	-	-	-	-	-	-	-	-	-
12/17	at JAX	-	-	-	-	-	-	-	-	-	-	-	-	-	-	-	-	-	-	-
12/25	PIT	-	-	-	-	-	-	-	-	-	-	-	-	-	-	-	-	-	-	-
12/31	at IND	-	-	-	-	-	-	-	-	-	-	-	-	-	-	-	-	-	-	-
<b>Totals</b>		<b>0</b>	<b>0</b>	<b>0</b>	<b>0</b>	<b>0</b>	<b>0</b>	<b>0</b>	<b>0.0</b>	<b>0.0</b>	<b>0</b>	<b>0</b>	<b>0</b>	<b>0</b>	<b>0</b>	<b>0</b>	<b>0</b>	<b>0</b>	<b>0</b>	<b>0</b>

# PRACTICE SQUAD



## TAYLOR HEINICKE

QUARTERBACK | 6-1 | 210 | OLD DOMINION

Hometown: Atlanta, Ga. | 3rd NFL Season | 1st with Texans | Age: 24  
 Acquired: FA-'17 | 2017 GP/GS (Playoffs): 0/0 | Career GP/GS (Playoffs): 0/0 (0/0)  
 Teams: Minnesota 2015-17; New England 2017; Houston 2017

# 8

### TRANSACTIONS:

Signed to the Minnesota Vikings as a college free agent following the 2015 NFL Draft...Waived by Minnesota on Sept. 11, 2017...Signed to the New England Patriots practice squad on Sept. 23, 2017...released from the Patriots practice squad on Oct. 9, 2017...Signed to the Houston texans practice squad on Nov. 29, 2017.

### 2017 (Minnesota 0/0; New England 0/0; Houston 0/0):

- Spent the beginning of the season on the Vikings active roster but was released the day of their season opener vs. New Orleans (9/11)
- Member of the Patriots practice squad from Weeks 3-5

### 2016 (Minnesota 0/0, 0/0):

- Placed on the Reserve/Non Football Injury list (NFI) on Sept. 3
- Reinstated from the NFI list on Nov. 8
- Inactive for Weeks 10-17

### 2015 (Minnesota 0/0, 0/0):

- Made the 53-man roster as a college free agent and was inactive for every game

### COLLEGE:

- Attended and played four seasons (20011-14) at Old Dominion University in Norfolk, Va.
- Finished his career with 14,969 passing yards, a 67.7 completion percentage, 132 touchdown passes, 1,320 rushing yards and 22 rushing touchdowns
- Started 44 of the 46 games available in his career and helped transition Old Dominion from the FCS to the FBS during his tenure
- Ended collegiate career ranked 4th in FBS history with 132 TD passes and ranked 6th with 14,959 yards passing
- Earned Walter Payton Award as a sophomore as the FCS Player of the Year as well as All-America honors from Associated Press and Walter Camp
- Led the nation with 5,076 yards passing and 44 TD passes along with 11 rushing TDs while posting nine 300-yard passing games as a sophomore

### PERSONAL:

- Attended and played football at Collins Hill High School in Suwanee, Ga.
- Named Old Spice Player of the Year in Georgia as a senior after throwing for 4,218 yards, the second-most in state history, and throwing 44 touchdowns, the third-most in state history
- Appeared on the reality TV show "The Ride" featuring high school quarterbacks competing for a spot in the U.S. Army All-American game
- Son of Diane Dodsworth and the late Brett Heinicke
- Has one sister, Lauren

## 2017 STATISTICS

REGULAR SEASON				PASSING										RUSHING						
Date	Opp	GP	GS	Att	Cmp	Pct	Yds	Yd/A	TD	Int	Lg	Sack	Lost	Rate	Att	Yds	Avg	Lg	TD	
Week 1																				
Week 2																				
<i>WITH NEW ENGLAND</i>																				
9/24	HOU																			
10/1	CAR																			
10/5	at TB																			
Week 6																				
Week 8																				
Week 9																				
Week 10																				
Week 11																				
Week 12																				
<i>WITH HOUSTON</i>																				
12/3	at TEN																			
12/10	SF	-	-	-	-	-	-	-	-	-	-	-	-	-	-	-	-	-	-	-
12/17	at JAX	-	-	-	-	-	-	-	-	-	-	-	-	-	-	-	-	-	-	-
12/25	PIT	-	-	-	-	-	-	-	-	-	-	-	-	-	-	-	-	-	-	-
12/31	at IND	-	-	-	-	-	-	-	-	-	-	-	-	-	-	-	-	-	-	-
<b>Totals</b>		<b>0</b>	<b>0</b>	<b>0</b>	<b>0</b>	<b>0.0</b>	<b>0</b>	<b>0.0</b>	<b>0</b>	<b>0</b>	<b>0</b>	<b>0</b>	<b>0</b>	<b>0.0</b>	<b>0</b>	<b>0</b>	<b>0.0</b>	<b>0</b>	<b>0</b>	

## CAREER STATISTICS

REGULAR SEASON				PASSING										RUSHING					
Year	Team	GP	GS	Att	Cmp	Pct	Yds	Yd/A	TD	Int	Lg	Sack	Lost	Rate	Att	Yds	Avg	Lg	TD
2015	MIN	0	0	0	0	0.0	0	0.0	0	0	0	0	0	0.0	0	0	0.0	0	0
2016	MIN	0	0	0	0	0.0	0	0.0	0	0	0	0	0	0.0	0	0	0.0	0	0
2017	NE	0	0	0	0	0.0	0	0.0	0	0	0	0	0	0.0	0	0	0.0	0	0
2017	HOU	0	0	0	0	0.0	0	0.0	0	0	0	0	0	0.0	0	0	0.0	0	0
<b>Totals</b>		<b>0</b>	<b>0</b>	<b>0</b>	<b>0</b>	<b>0.0</b>	<b>0</b>	<b>0.0</b>	<b>0</b>	<b>0</b>	<b>0</b>	<b>0</b>	<b>0</b>	<b>0.0</b>	<b>0</b>	<b>0</b>	<b>0.0</b>	<b>0</b>	<b>0</b>

# PRACTICE SQUAD



## DORIAN JOHNSON

GUARD | 6-5 | 305 | PITTSBURGH

Hometown: Vernon, Pa. | 1st NFL Season | 1st with Texans | Age: 21  
Acquired: FA-'17 | 2017 GP/GS: 0/0 | Career GP/GS (Playoffs): 0/0 (0/0)  
Teams: Arizona 2017; Houston 2017

# 64

### TRANSACTIONS:

Selected with the eighth pick of the fourth round (115 overall) in the 2017 NFL Draft by the Arizona Cardinals...Waived by the Cardinals on Sept. 2, 2017...Signed to the Cardinals practice squad on Sept. 3, 2017...Signed to the Houston Texans active roster on Oct. 11, 2017.

### 2017 (Arizona 0/0; Houston 0/0):

- Spent the first five weeks of the season on the Cardinals practice squad
- Spent Weeks 6-9 on the Texans active roster
- Signed to the Texans practice squad on Nov. 8

### COLLEGE:

- Played four seasons (2013-16) at the University of Pittsburgh in Pittsburgh, Pa.
- Started 42 of the 51 career games he played in, finishing his career with a 40-game start-streak
- Made 39 starts at left guard, two at left tackle and one at right guard
- Recipient of the Panther Award, a prestigious honor given to the senior student-athlete who best promotes Pitt through their outstanding athletic achievements
- Named First-Team All-American as a senior, becoming the first Pitt offensive lineman to earn that honor in 22 years

### PERSONAL:

- Attended Belle Vernon Area High School in Belle Vernon, Pa.
- Rated a 5-star prospect and the No. 2 offensive tackle by Rivals as a high school senior
- Selected to play in the Under Armour All-America Game as a high school senior
- Son of Lissa Cotton
- Cousin, Scott Booker, played safety at Kent State and currently serves as the tight ends and special teams coordinator at Notre Dame
- Majored in administration of justice

## CAREER STATISTICS

### REGULAR SEASON GAMES PLAYED/STARTED (PLAYOFFS):

2017 Houston: 0/0

TOTAL: 0/0 (0/0)



# PRACTICE SQUAD



## BRYCE JONES

CORNERBACK | 6-0 | 180 | AKRON

Hometown: University Heights, Ohio | Rookie | Age: 22  
 Acquired: CFA-17 | 2017 GP/GS: 0/0 | Career GP/GS (Playoffs): 0/0 (0/0)  
 Teams: Houston 2017

# 37

### TRANSACTIONS:

Signed by the Houston Texans as a college free agent on May 16, 2017...Waived by the Texans on Sept. 2, 2017...Signed to the Texans practice squad on Sept. 3, 2017.

### CAREER AT AKRON AND BOSTON COLLEGE:

- Played one season (2016) at the University of Akron (Ohio) after transferring from Boston (Mass.) College, where he played the 2013-14 campaigns
- Sat out the 2015 season to fulfill NCAA transfer rules

### 2016 (Akron):

- Played all 12 games and logged 50 tackles, three tackles for loss and nine pass breakups in his lone season at Akron

### 2015 (Akron):

- Sat out the season to fulfill NCAA transfer rules

### 2014 (Boston College):

- Started in first five games and registered 20 tackles, including 17 solo stops ... recorded four tackles with a pass breakup against Pittsburgh

### 2013 (Boston College):

- Started all 13 games at cornerback and also saw action as a return specialist
- Tallied 62 total tackles, including 44 solo stops, 4.5 tackles for a loss of nine yards, two interceptions and three fumble recoveries
- Returned two punts for one yard and one kickoff for 20 yards

### 2012 (Boston College):

- Played in all 12 games
- Saw action on 278 plays on the season between defense and special teams
- Recorded 15 tackles (10 solo) on the year
- Returned four kickoffs for 96 yards (24.0 avg.)

### PERSONAL:

- Two-way player for head coach Jeff Rotsky at Cleveland Heights High School in University Heights, Ohio
- Earned Lake Erie League and team Most Valuable Player honors as a senior defensive back and quarterback in 2011
- Amassed 1,388 yards and 12 touchdowns through the air and registered 350 yards and seven touchdowns on the ground during his senior season
- Also tallied 27 tackles, six pass breakups and two interceptions on defense
- Helped lead the Tigers to a 9-1 season in 2011 with an undefeated 9-0 regular season, winning the Lake Erie League title and the first playoff appearance in the school's history
- Crowned 2012 State Indoor Champion in the long jump and 2012 Lake Erie League Champion in the 110 and 300 hurdles, and the long jump earning All-League Honors and league MVP
- Set school records in the 110 hurdles and long jump
- Parents are Karen and Albert Jones
- Has two older brothers, Chaz and Aric, and younger sister, Dia
- Brother, Chaz, played running back at Virginia Military Institute

## 2017 STATISTICS

REGULAR SEASON				TACKLES				SACKS		INTERCEPTIONS				FUMBLES						
Date	Opp	GP	GS	Tot	Solo	Asst	QBH	TFL	Sk	Yds	Int	Yds	Lg	TD	PD	FF	FR	Yds	TD	
9/10	JAX																			
9/14	at CIN																			
9/24	at NE																			
10/1	TEN																			
10/8	KC																			
10/15	CLE																			
10/29	at SEA																			
11/5	IND																			
11/12	at LAR																			
11/19	ARI																			
11/27	at BAL																			
12/3	at TEN																			
12/10	SF	-	-	-	-	-	-	-	-	-	-	-	-	-	-	-	-	-	-	-
12/17	at JAX	-	-	-	-	-	-	-	-	-	-	-	-	-	-	-	-	-	-	-
12/25	PIT	-	-	-	-	-	-	-	-	-	-	-	-	-	-	-	-	-	-	-
12/31	at IND	-	-	-	-	-	-	-	-	-	-	-	-	-	-	-	-	-	-	-
<b>Totals</b>		<b>0</b>	<b>0</b>	<b>0</b>	<b>0</b>	<b>0</b>	<b>0</b>	<b>0</b>	<b>0.0</b>	<b>0.0</b>	<b>0</b>	<b>0</b>	<b>0</b>	<b>0</b>	<b>0</b>	<b>0</b>	<b>0</b>	<b>0</b>	<b>0</b>	<b>0</b>

# PRACTICE SQUAD



## RYAN MALLECK

TIGHT END | 6-4 | 249 | VIRGINIA TECH

Hometown: Point Pleasant, N.J. | 1st NFL Season | 1st with Texans | Age: 24  
 Acquired: FA-'17 | 2017 GP/GS: 0/0 | Career GP/GS (Playoffs): 0/0 (0/0)  
 Teams: New York Giants 2016; Pittsburgh 2017; Baltimore 2017; Houston 2017

# 88

### TRANSACTIONS:

Signed as a college free agent by the New York Giants on May 5, 2016...Waived by the Giants on Sept. 3, 2016... Signed to the Pittsburgh Steelers on Feb. 22, 2017...Waived by Pittsburgh on May 16, 2017...Signed to the Baltimore Ravens on June 6, 2017...Waived by Baltimore on Sept. 2, 2017...Signed to the Ravens practice squad on Sept. 3, 2017...Released from the Ravens practice squad on Sept. 12, 2017...Signed to the Ravens practice squad on Sept. 27, 2017...Released from the Ravens practice squad on Oct. 10, 2017...Signed to the Houston Texans practice squad on Nov. 29, 2017.

### 2017 (Baltimore 0/0, Houston 0/0):

- Spent three weeks of the regular season on the Ravens practice stints during two stints on the roster

### 2016 (New York Giants 0/0):

- Spent the 2016 preseason with the New York Giants
- Suffered a neck injury in practice and was waived injured on Sept. 3

### COLLEGE:

- Played four seasons (2011-12, 2014-15) at Virginia Tech in Blacksburg, Va.
- Appeared in 52 games with 32 starts, making 62 receptions for 658 yards and four touchdowns during his career
- Started all 13 games as a senior in 2015, producing a career-high 289 receiving yards and two touchdowns on 21 receptions
- As a junior in 2014, appeared in 12 games (all starts) and tallied 24 catches for 195 yards and two touchdowns
- Redshirted the 2013 season after tearing his rotator cuff in the preseason
- Played in all 13 games (seven starts) as a sophomore in 2012, catching 17 passes for 174 yards
- One of just seven true freshman to see the field in 2012, competing primarily on special teams

### PERSONAL:

- Attended and played at Point Pleasant Borough High School in Point Pleasant, N.J.
- As a senior in high school, he was ranked as the No. 16 player in the state on the New Jersey 35 by SuperPrep, ranked as the No. 22 player in the state of New Jersey by Rivals and rated as the No. 40 tight end in the country by ESPN.com/Scouts, Inc.
- Caught 36 passes for 652 yards and seven touchdowns as a senior, adding 63 tackles, 4.0 sacks, 18 passes defended and three interceptions
- Earned a degree from Virginia Tech in property management
- Son of Stephen and Karen Malleck


## 2017 STATISTICS

REGULAR SEASON				RECEIVING					RUSHING				
Date	Opp	GP	GS	Rec	Yds	Avg	Lg	TD	Att	Yds	Avg	Lg	TD
<b>WITH BALTIMORE</b>													
9/10	at CIN												
PRACTICE SQUAD													
NOT ON ROSTER													
Week 2													
NOT ON ROSTER													
Week 3													
NOT ON ROSTER													
<b>WITH BALTIMORE</b>													
10/1	PIT												
PRACTICE SQUAD													
10/8	at OAK												
PRACTICE SQUAD													
NOT ON ROSTER													
Week 6													
NOT ON ROSTER													
Week 7													
NOT ON ROSTER													
Week 8													
NOT ON ROSTER													
Week 9													
NOT ON ROSTER													
Week 10													
NOT ON ROSTER													
Week 11													
NOT ON ROSTER													
<b>WITH HOUSTON</b>													
12/3	at TEN												
PRACTICE SQUAD													
12/10	SF	-	-	-	-	-	-	-	-	-	-	-	-
12/17	at JAX	-	-	-	-	-	-	-	-	-	-	-	-
12/25	PIT	-	-	-	-	-	-	-	-	-	-	-	-
12/31	at IND	-	-	-	-	-	-	-	-	-	-	-	-
<b>Totals</b>		<b>0</b>	<b>0</b>	<b>0</b>	<b>0</b>	<b>0.0</b>	<b>0</b>	<b>0</b>	<b>0</b>	<b>0</b>	<b>0.0</b>	<b>0</b>	<b>0</b>

## CAREER STATISTICS

REGULAR SEASON				RECEIVING					RUSHING				
Year	Team	GP	GS	Rec	Yds	Avg	Lg	TD	Att	Yds	Avg	Lg	TD
2017	BAL	0	0	0	0	0.0	0	0	0	0	0.0	0	0
2017	HOU	0	0	0	0	0.0	0	0	0	0	0.0	0	0
<b>Totals</b>		<b>0</b>	<b>0</b>	<b>0</b>	<b>0</b>	<b>0.0</b>	<b>0</b>	<b>0</b>	<b>0</b>	<b>0</b>	<b>0.0</b>	<b>0</b>	<b>0</b>

# PRACTICE SQUAD



## TROYMAINE POPE

**RUNNING BACK | 5-8 | 180 | JACKSONVILLE STATE**

# 33

Hometown: Anniston, Ala. | 2nd NFL Season | 1st with Texans | Age: 24  
 Acquired: FA-17 | 2017 GP/GS: 0/0 | Career GP/GS (Playoffs): 4/0 (0/0)  
 Teams: Seattle 2016; New York Jets 2016, Seattle 2016-17; Indianapolis 2017, Houston 2017

### TRANSACTIONS:

Signed to the Seattle Seahawks as a college free agent on Aug. 6, 2016...Waived by Seattle on Sept. 3, 2016...Claimed off waivers by the New York Jets on Sept. 4, 2016...Waived by the New York Jets on Nov. 1, 2016...Signed to the Seahawks practice squad on Nov. 4, 2016...Signed to the Seahawks active roster on Nov. 16, 2016...Waived by Seattle on May 31, 2017...Signed to the Indianapolis Colts on June 15, 2017...Waived by Indianapolis on Sept. 2, 2017...Signed to the Colts practice squad on Sept. 26, 2017...Released by Indianapolis on Sept. 29, 2017...Signed to the Houston Texans practice squad on Nov. 22, 2017.

### 2017 (Houston 0/0):

- Signed to the Texans practice squad on Nov. 22

### 2016 (New York Jets 1/0; Seattle Seahawks 3/0):

- Made his NFL debut for the New York Jets and recorded one carry vs. Baltimore on 10/23
- Notched career-highs with eight carries for 28 yards, including an 18-yard run, for Seattle vs. Carolina on 12/4
- Finished his rookie campaign with 12 carries for 44 yards, a 3.7 yards per carry average, two rushes over 10 yards and one reception for five yards

### COLLEGE:

- Played four seasons at Jacksonville State University in Jacksonville, Ala.
- Played in 41 career games and registered 530 carries for 3,381 yards and 34 touchdowns
- Tallied 1,788 rushing yards for an average of 119.2 rushing yards per game and 19 total touchdowns as a senior in 2015

### PERSONAL:

- Attended and played at Anniston High School in Anniston, Ala.
- Rushed for 2,539 yards and 31 touchdowns as a senior while leading his team to the state semifinals
- Named the Class 4A Back of the Year by the Alabama Sports Writers Association and finished third in the voting for Mr. Football as a senior
- Named The Anniston Star Player of the Week five times as a senior.


## 2017 OFFENSIVE STATISTICS

REGULAR SEASON				RUSHING					RECEIVING				
Date	Opp	GP	GS	Att	Yds	Avg	Lg	TD	Rec	Yds	Avg	Lg	TD
Week 1													
Week 2													
Week 3													
Week 4													
Week 5													
Week 6													
Week 8													
Week 9													
Week 10													
Week 11													
11/27	at BAL												
12/3	at TEN												
12/10	SF	-	-	-	-	-	-	-	-	-	-	-	-
12/17	at JAX	-	-	-	-	-	-	-	-	-	-	-	-
12/25	PIT	-	-	-	-	-	-	-	-	-	-	-	-
12/31	at IND	-	-	-	-	-	-	-	-	-	-	-	-
<b>Totals</b>		<b>4</b>	<b>0</b>	<b>4</b>	<b>12</b>	<b>3.0</b>	<b>6</b>	<b>0</b>	<b>8</b>	<b>38</b>	<b>4.8</b>	<b>7</b>	<b>0</b>

## CAREER OFFENSIVE STATISTICS

REGULAR SEASON				RUSHING					RECEIVING				
Year	Team	GP	GS	Att	Yds	Avg	Lg	TD	Rec	Yds	Avg	Lg	TD
2016	NYJ	1	0	1	1	1.0	1	0	0	0	0.0	0	0
2016	SEA	3	0	11	43	3.9	18	0	1	5	5.0	5	0
2017	HOU	0	0	0	0	0.0	0	0	0	0	0.0	0	0
<b>Totals</b>		<b>4</b>	<b>0</b>	<b>12</b>	<b>44</b>	<b>3.7</b>	<b>18</b>	<b>0</b>	<b>1</b>	<b>5</b>	<b>5.0</b>	<b>5</b>	<b>0</b>

# PRACTICE SQUAD



## MyCOLE PRUITT

**TIGHT END | 6-2 | 258 | SOUTHERN ILLINOIS**

Hometown: Centennial, Colo. | 3rd NFL Season | 1st with Texans | Age: 25

Acquired: FA-'17 | 2017 GP/GS: 0/0 | Career GP/GS (Playoffs): 20/3 (0/0)

Teams: Minnesota 2015-16; Chicago 2016; Buffalo 2017; Houston 2017

# 85

### TRANSACTIONS:

Selected with the seventh pick of the fifth round (143rd overall) in the 2015 NFL Draft...Waived by the Vikings on Nov. 8, 2016... Signed to the Vikings practice squad on Nov. 10, 2016... Signed to the Chicago Bears active roster on Dec. 13, 2016... Waived by the Bears on Sept. 2, 2017...Signed to the Buffalo Bills practice squad on Sept. 4, 2017...Waived from the Bills practice squad on Sept. 14, 2017...Signed to the Houston Texans practice squad on Sept. 16, 2017

### 2016 (Minnesota 2/0; Chicago 2/0):

- Caught one pass for a seven-yard gain as a member of the Vikings against the New York Giants (10/3)
- Recorded one reception for six yards in the season finale as a member of the Chicago Bears at the Vikings (1/1)

### 2015 (Minnesota 16/3):

- Played in all 16 games as a rookie and logged three starts
- Tied a career-high two receptions for a career-high 36 receiving yards at Arizona (12/10)
- Finished his first season with 10 receptions for 189 yards

### COLLEGE:

- Played four seasons (2011-14) at Southern Illinois University in Carbondale, Ill.
- Finished his career as the Missouri Valley Football Conference's all-time leader in career receptions (211), receiving yards (2,601) and receiving touchdowns (25) among tight ends
- Named a consensus First-Team All-American following the 2013 and 2014 seasons
- Twice named the CFPA's FCS Tight End of the Year (2013, 2014)
- Holds the Southern Illinois career record for receptions with 221
- Holds the Southern Illinois single-season record for receptions with 81

### PERSONAL:

- Attended Kirkwood High School in Kirkwood, Mo.
- Named all-conference three times as a defensive end and as a tight end as a senior
- Played volleyball, track and field and basketball in high school, leading his basketball team to a 2008-09 district title


## 2017 STATISTICS

REGULAR SEASON				RECEIVING					RUSHING				
Date	Opp	GP	GS	Rec	Yds	Avg	Lg	TD	Att	Yds	Avg	Lg	TD
<i>WITH BUFFALO</i>													
9/10	NYJ												
Week 2													
<i>WITH HOUSTON</i>													
9/24	at NE												
10/1	TEN												
10/8	KC												
10/15	CLE												
10/29	at SEA												
11/5	IND												
11/12	at LAR												
11/19	ARI												
11/27	BAL												
12/3	at TEN												
12/10	SF	-	-	-	-	-	-	-	-	-	-	-	-
12/17	at JAX	-	-	-	-	-	-	-	-	-	-	-	-
12/25	PIT	-	-	-	-	-	-	-	-	-	-	-	-
12/31	at IND	-	-	-	-	-	-	-	-	-	-	-	-
<b>Totals</b>		<b>1</b>	<b>0</b>	<b>0</b>	<b>0</b>	<b>0.0</b>	<b>0</b>	<b>0</b>	<b>0</b>	<b>0</b>	<b>0.0</b>	<b>0</b>	<b>0</b>

## CAREER STATISTICS

REGULAR SEASON				RECEIVING					RUSHING				
Year	Team	GP	GS	Rec	Yds	Avg	Lg	TD	Att	Yds	Avg	Lg	TD
2015	MIN	16	3	10	89	8.9	32	0	0	0	0.0	0	0
2016	MIN/CHI	4	0	2	13	6.5	7	0	0	0	0.0	0	0
<b>Totals</b>		<b>20</b>	<b>3</b>	<b>12</b>	<b>102</b>	<b>8.5</b>	<b>32</b>	<b>0</b>	<b>0</b>	<b>0</b>	<b>0.0</b>	<b>0</b>	<b>0</b>

# PRACTICE SQUAD



## DAVID QUESSENBERRY

GUARD | 6-5 | 310 | SAN JOSE STATE

Hometown: Encinitas, Calif. | 1st NFL Season | 1st with Texans | Age: 26

Acquired: D6a-'13 | 2017 GP/GS: 0/0 | Career GP/GS (Playoffs): 0/0 (0/0)

Teams: Houston 2013-17

# 77

### TRANSACTIONS:

Selected by the Houston Texans with the eighth pick in the sixth round (176th overall) of the 2013 NFL Draft...Waived by the Texans on Sept. 2, 2017...Signed to the Texans practice squad on Sept. 3, 2017.

### 2017 (Houston 0/0):

- Named the winner of the Professional Football Writers of America's (PFWA) 2017 George Halas Award, which is given to a player, coach or staff member in the NFL who overcomes adversity to succeed
- Following a three-year battle with non-Hodgkin's lymphoma, returned to the practice field for the first time on May 22

### 2016 (Houston 0/0, 0/0):

- Placed on the Reserve/Non-Football Illness List on May 31

### 2015 (Houston 0/0, 0/0):

- Placed on the Reserve/Non-Football Illness List on Sept. 1

### 2014 (Houston 0/0):

- Placed on the Reserve/Non-Football Illness List on Aug. 25

### 2013 (Houston 0/0):

- Inactive at San Diego (9/9)
- Placed on the Reserve/Injured List on Sept. 10 after suffering a foot injury

### COLLEGE:

- Played four seasons (2009-12) at San Jose (Calif.) State University after redshirting the 2008 campaign
- Played in 49 games, starting the final 37 contests he appeared in at left tackle
- In 2013, he became the first San Jose State offensive lineman to play in the Senior Bowl, earning that invitation after he recorded 242 knockdowns and 32 touchdown-resulting blocks, along with posting a pair of solo tackles
- Member of The NFL Draft Report's All-American third-team and also received Super Sleeper Team (most underrated players at each position) accolades as a senior
- The league's coaches named him an All-Western Athletic Conference first-team pick in 2012
- One of three finalists for the 2012 Burlsworth Trophy honoring the top Football Bowl Subdivision player that began his career as a non-scholarship player
- Started 12 games at left offensive tackle as a senior
- Went head-to-head vs. his younger brother, Paul Quessenberry, an outside linebacker for Navy, in the Spartans' 12-0 win against the Midshipmen, as David delivered nine knockdowns for a unit that gained 388 yards
- Started all 12 games at left offensive tackle, earning second-team All-WAC honors as a junior
- Took over left tackle duties as a sophomore, starting all 13 games, in addition to performing on special teams as a punt protector and lineman on kick-scoring tries
- Placed on scholarship prior to the beginning of his sophomore season, he produced six touchdown-resulting blocks for a struggling running corps that scored just seven times
- Walked on as a freshman and played in all 12 games as a reserve offensive tackle and extra tight end, seeing most of his action on special teams
- Redshirted as a true freshman after joining the team as a walk-on
- Graduated from San Jose State in December 2012 with a degree in history

### PERSONAL:

- Was diagnosed with non-Hodgkin's lymphoma in June 2014
- Attended La Costa Canyon High School in Carlsbad, Calif., where he played for Head Coach Darren Brown
- Paul Quessenberry, David's younger brother, played defensive end and linebacker for Navy
- Youngest brother, Scott, was an offensive lineman at UCLA
- Father, David Sr., graduated from the Naval Academy in 1980 and played football for the Midshipmen
- His father spent 30 years in the service, the final 22 as a Navy Reserve, and retired as a captain in 2010
- Also lettered in lacrosse
- As a junior, the 6-3, 190-pound offensive lineman helped the Mavericks compile a 9-3 record
- The following season, he grew two inches and added 35 pounds to his frame, as the team

## CAREER STATISTICS

### REGULAR SEASON GAMES PLAYED/STARTED (PLAYOFFS):

2013 Houston: 0/0 (0/0)

2014 Houston: 0/0 (0/0)

2015 Houston: 0/0 (0/0)

2016 Houston: 0/0 (0/0)

2017 Houston: 0/0

TOTAL: 0/0 (0/0)

managed a 7-4 mark

# PRACTICE SQUAD



## DEE VIRGIN

CORNERBACK | 5-10 | 205 | WEST ALABAMA

Hometown: Donalsonville, Ga. | Rookie | Age: 23  
 Acquired: CFA-17 | 2017 GP/GS : 0/0 | Career GP/GS (Playoffs): 0/0 (0/0)  
 Teams: Houston 2017

# 32

### TRANSACTIONS:

Signed by the Houston Texans as a college free agent on May 12, 2017...Waived by the Texans on Sept. 6...Signed to the Texans practice squad on Sept. 8.

### CAREER AT WEST ALABAMA AND CHATTANOOGA:

- Played one season (2016) at the University of West Alabama in Livingston, Ala. after transferring from the University of Tennessee at Chattanooga (Tenn.), where he played the 2013-15 campaigns
- Redshirted the 2012 season at Chattanooga
- In three seasons at Chattanooga, played in 39 games (36 starts) and registered 133 total tackles (107 solo), 23 pass breakups, 8.0 tackles for loss and four interceptions
- Recorded 43 tackles, intercepted three passes, broke up seven and had 5.5 tackles for loss in his lone season at West Alabama in 2016

### 2017 STATISTICS

REGULAR SEASON				TACKLES					SACKS		INTERCEPTIONS				FUMBLES					
Date	Opp	GP	GS	Tot	Solo	Asst	QBH	TFL	Sk	Yds	Int	Yds	Lg	TD	PD	FF	FR	Yds	TD	
9/10	JAX																			
9/14	at CIN																			
9/24	at NE																			
10/1	TEN																			
10/8	KC																			
10/15	CLE																			
10/29	at SEA																			
11/5	IND																			
11/12	at LAR																			
11/19	ARI																			
11/27	at BAL																			
12/3	at TEN																			
12/10	SF	-	-	-	-	-	-	-	-	-	-	-	-	-	-	-	-	-	-	-
12/17	at JAX	-	-	-	-	-	-	-	-	-	-	-	-	-	-	-	-	-	-	-
12/25	PIT	-	-	-	-	-	-	-	-	-	-	-	-	-	-	-	-	-	-	-
12/31	at IND	-	-	-	-	-	-	-	-	-	-	-	-	-	-	-	-	-	-	-
<b>Totals</b>		<b>0</b>	<b>0</b>	<b>0</b>	<b>0</b>	<b>0</b>	<b>0</b>	<b>0</b>	<b>0.0</b>	<b>0.0</b>	<b>0</b>	<b>0</b>	<b>0</b>	<b>0</b>	<b>0</b>	<b>0</b>	<b>0</b>	<b>0</b>	<b>0</b>	<b>0</b>

### 2016 (West Alabama):

- Tallied 43 tackles, three interceptions, seven pass breakups and had 5.5 tackles for loss as a senior
- Tabbed by GSC coaches as an All-Gulf South Conference performer

### 2015 (Chattanooga):

- A second-team All-SoCon performer
- Played in 13 games and made 40 total tackles (34 solo), 4.5 tackles for loss, a forced fumble and a fumble recovery
- Also served as the primary kickoff returner for the Mocs and logged 312 return yards on 15 attempts (20.8 avg.)
- Named a preseason third team All-American according to College Sports Madness

### 2014 (Chattanooga):

- First Team All-SoCon by the league coaches and second team according to the media
- Finished third in the SoCon with 12 passes defended
- Also recorded a career-high 55 total tackles, 2.5 tackles for loss and a pair of interceptions

### 2013 (Chattanooga):

- Saw action in nine games and made 12 starts
- Made 38 tackles, including 1.0 for a loss, and grabbed the first two interceptions of his career
- Tallied a team-high nine passes defended, which was good for fifth in the SoCon and tops among SoCon freshmen


### 2012 (Chattanooga):

- Redshirted the season

### PERSONAL:

- All-state defensive back from Seminole County High School in Donalsonville, Ga.
- Played for head coach Alan Ingram
- GSWA 1A Second Team All-State pick after totaling 49 tackles and five interceptions
- Also had 377 yards rushing and nine touchdowns to go with 359 yards receiving and five receiving scores
- Nabbed a school-record 104-yard INT return for a touchdown
- Played in the Georgia North-South and the Georgia-Florida Border Wars All-Star games
- All-region in baseball and basketball
- Full name is Javaris Drequis Virgin
- Son of Andrew and Katrina Virgin
- Has an older brother, Dreak, and three younger siblings, Oshay, Dre and Kas

# PRACTICE SQUAD



## DeANDREW WHITE

WIDE RECEIVER | 6-0 | 195 | ALABAMA

Hometown: Houston, Texas | 2nd NFL Season | 1st with Texans | Age: 26  
 Acquired: FA-'17 | 2016 GP/GS (Playoffs): 0/0 (0/0) | Career GP/GS (Playoffs): 4/0 (0/0)  
 Teams: San Francisco 2015; New England 2016; Houston 2017

# 11

### TRANSACTIONS:

Signed by the San Francisco 49ers as a college free agent on May 5, 2015...Waived by the 49ers on Sept. 3, 2016... Signed to the New England Patriots practice squad on Sept. 14, 2016...Signed by the Patriots on May 22, 2017...Waived by the Patriots on June 22, 2017...Signed by the Houston Texans on Aug. 1, 2017...Waived by Houston on Aug. 21, 2017...Signed to the Texans practice squad on Nov. 29, 2017.

### 2016 (New England 0/0, 0/0):

- Spent the final 15 weeks of the regular season and the entire postseason on the Patriots practice squad
- Claimed a ring after the Patriots topped the Falcons in Super Bowl LI

### 2015 (San Francisco 4/0):

- Played in four games as a rookie, catching two passes for 18 yards and returning six kickoffs for 142 yards
- Was the only college free agent to make the team

### COLLEGE:

- Played four seasons (2011-14) at the University of Alabama in Tuscaloosa, Ala.
- Won FBS titles following the 2011 and 2012 seasons
- Appeared in 42 games with 25 starts and finished his career with 94 receptions for 1,294 yards and 12 touchdowns
- Recorded 40 catches for 504 yards and four touchdowns as a senior in 2014
- Averaged 16.7 yards per catch as a junior in 2013, ranking first on the team among receivers with at least eight receptions
- Returned five career kickoffs for 81 yards

### PERSONAL:

- Attended North Shore High School in Houston, Texas
- Earned U.S. Army All-America and SuperPrep All-America honors
- As a high school track athlete, was the Texas Class 5A 200-meter dash champion in 2008 and won a state title as a junior
- Ranked as the No. 7 WR recruit coming out of high school in 2010 by Rivals.com
- Has the rare honor of owning championships at both the NCAA and NFL level
- Scored the game-winning touchdown that gave North Shore its 73rd consecutive victory in 2008, a Texas record

## 2017 STATISTICS

REGULAR SEASON				RECEIVING					RUSHING				
Date	Opp	GP	GS	Rec	Yds	Avg	Lg	TD	Att	Yds	Avg	Lg	TD
Week 1													
Week 2													
Week 3													
Week 4													
Week 5													
Week 6													
Week 8													
Week 9													
Week 10													
Week 11													
Week 12													
12/3	at TEN												
12/10	SF	-	-	-	-	-	-	-	-	-	-	-	-
12/17	at JAX	-	-	-	-	-	-	-	-	-	-	-	-
12/25	PIT	-	-	-	-	-	-	-	-	-	-	-	-
12/31	at IND	-	-	-	-	-	-	-	-	-	-	-	-
<b>Totals</b>		<b>0</b>	<b>0</b>	<b>0</b>	<b>0</b>	<b>0.0</b>	<b>0</b>	<b>0</b>	<b>0</b>	<b>0</b>	<b>0.0</b>	<b>0</b>	<b>0</b>

## CAREER STATISTICS

REGULAR SEASON				RECEIVING					RUSHING				
Year	Team	GP	GS	Rec	Yds	Avg	Lg	TD	Att	Yds	Avg	Lg	TD
2015	SF	4	0	2	18	9.0	10	0	0	0	0.0	0	0
2016	NE	0	0	0	0	0.0	0	0	0	0	0.0	0	0
2017	HOU	0	0	0	0	0.0	0	0	0	0	0.0	0	0
<b>Totals</b>		<b>4</b>	<b>0</b>	<b>2</b>	<b>18</b>	<b>9.0</b>	<b>10</b>	<b>0</b>	<b>0</b>	<b>0</b>	<b>0.0</b>	<b>0</b>	<b>0</b>

### ADDITIONAL REGULAR SEASON STATISTICS

Kickoff Returns: Returned six kickoffs for 142 yards as a rookie in 2015, averaging 23.7 yards per return with a long of 30



## CHRIS CLARK

TACKLE | 6-5 | 305 | SOUTHERN MISSISSIPPI

Hometown: New Orleans, La. | 8th NFL Season | 3rd with Texans | Age: 31  
 Acquired: T-15 (DEN) | 2017 GP/GS: 10/8 | Career GP/GS (Playoffs): 106/53 (10/7)  
 Teams: Denver 2010-14; Houston 2015-17

# 74

### TRANSACTIONS:

Signed by the Tampa Bay Buccaneers as a college free agent on May 2, 2008...Waived by the Buccaneers on Aug. 30, 2008...Signed to the Minnesota Vikings practice squad on Sept. 10, 2008...Signed by the Vikings on January 7, 2009...Waived by the Vikings on Sept. 5, 2009...Signed to the Vikings practice squad on Sept. 6, 2009...Signed by the Vikings on January 27, 2010...Waived by the Vikings on Sept. 4, 2010...Claimed off waivers by the Denver Broncos on Sept. 5, 2010...Re-signed by the Broncos on April 2, 2012...Re-signed by the Broncos on April 10, 2013...Signed a two-year contract extension with the Broncos on Sept. 16, 2013...Traded to the Houston Texans on August 31, 2015...Re-signed with the Texans on March 10, 2016.

### CAREER:

- An eighth-year offensive tackle who has appeared in 106 games (53 starts) with Houston (2015-17) and Denver (2010-14) after two years competing on Minnesota's practice squad
- Started 14 regular season games and three playoff contests at left tackle in place of injured All-Pro Ryan Clady in 2013 as part of an offensive line that allowed the fewest sacks (20) in the NFL
- Spent the 2008 and 2009 seasons on the Vikings practice squad after competing in Tampa Bay's training camp as a rookie in 2008
- Started every game at left tackle during his final three seasons at the University of Southern Mississippi, earning All-Conference USA recognition following his senior year
- Played in the New Orleans High School All-Star Game and was named an All-District offensive guard as a senior at McDonogh 35 High School in New Orleans
- Claimed off waivers by the Broncos from Minnesota on Sept. 5, 2010

### 2017 (Houston 10/8):

- Started the road opener at left tackle at Cincinnati and helped pave the way for a 168-yard rushing performance
- Paved the way for a 125-yard rushing performance and a 300-yard passer while serving as a team captain at New England (9/24)
- Started his third consecutive game vs. Tennessee (10/1) and paved the way for a 173-yard rushing performance, 445 yards of total offense, six offensive touchdowns and a franchise-record 57 points
- Started at left tackle and helped guide the offense to 392 yards of offense and 34 points vs. Kansas City (10/8)
- Started at left tackle for the fifth consecutive week and helped pave the way 340 net yards while the Texans scored 30-plus points for a franchise-record fourth consecutive week vs. Cleveland (10/15)
- Played on special teams and was the LT for the second half vs. Indianapolis (11/5)
- Started at LT at the Los Angeles Rams (11/12)
- Started at LT and lead the way for 134 net rushing yards and 357 net yards of offense en route to the team's sixth game of 30-or-more points vs. Arizona (11/19)
- Placed on the Reserve/Injured list on Nov. 29

### 2016 (Houston 16/14, 2/2):

- Started the season opener at left tackle in place of T Duane Brown and helped pave the way for RB Lamar Miller's 106-yard rushing performance vs. Chicago (9/11)
- Started at left tackle vs. Kansas City (9/18) in Week 2, at New England (9/22) in Week 3 and vs. Tennessee (10/2) in Week 4
- Came off the bench for the first time and saw time at both tackle spots at Minnesota (10/9)
- Started at right tackle in place of T Derek Newton and helped pave the way for RB Lamar Miller's 149-yard rushing performance vs. Indianapolis (10/16) in Week 6
- Took over at right tackle when T Derek Newton departed with an injury in the second quarter at Denver (10/24) in Week 7
- Started at right tackle in Weeks 8-17 and both postseason contests
- Helped RB Lamar Miller rush for 107 yards and a touchdown at Indianapolis (12/11) in Week 14

### 2015 (Houston 11/4, 1/1):

- Played in 11 games (four starts) after being acquired by the Texans in a trade with the Denver Broncos on Aug. 31
- Started at left tackle in Weeks 2-3
- Started at right tackle in Weeks 6-7
- Started at left tackle in the AFC Wild Card Game vs. Kansas City (1/9/16)

### 2014 (Denver 13/7, 1/1):

- Played 13 regular season games (seven starts) on offense, opening five games at right tackle and another two contests as a blocking tight end

## CAREER STATISTICS

### REGULAR SEASON GAMES PLAYED/STARTED (PLAYOFFS):

2008 Minnesota: 0/0 (0/0)  
 2009 Minnesota: 0/0 (0/0)  
 2010 Denver: 8/0 (0/0)  
 2011 Denver: 16/6 (2/0)  
 2012 Denver: 16/0 (1/0)  
 2013 Denver: 16/14 (3/3)  
 2014 Denver: 13/7 (1/1)  
 2015 Houston: 11/4 (1/1)  
 2016 Houston: 16/14 (2/2)  
 2017 Houston: 10/8  
**TOTAL: 106/53 (10/7)**

- Started at right tackle and lined up on all 346 offensive snaps during the first five games of the season
- Started as an extra tight end in Denver's AFC Divisional Playoff Game vs. Indianapolis (1/11/15)

### 2013 (Denver 16/14, 3/3):

- Appeared in all 16 regular season games for the third consecutive season and set a career high with 14 starts at left tackle in place of injured All-Pro Ryan Clady
- Started all three postseason contests
- Was part of an offensive line unit that allowed the fewest sacks (20) in the NFL, as well as the most games allowing zero sacks (6)
- Opened his first career game at left tackle in Denver's Week 3 win vs. Oakland (9/23)
- Part of an offensive line group that was named a collective Offensive Player of the Week by Sports Illustrated's Peter King for its performance in which it allowed zero sacks and zero quarterback hits against the NFL's top-ranked sack defense vs. Kansas City (11/17)

### 2012 (Denver 16/0, 1/0):

- Appeared in all 16 regular season games for the second consecutive season, seeing action in 63 snaps on offense and 88 plays on special teams

### 2011 (Denver 16/6, 2/0):

- Played all 16 regular-season games (six starts) and both playoff contests for Denver, seeing time on special teams and as an extra blocking tight end on offense

### 2010 (Denver 8/0):

- Played in Denver's final eight games after being assigned to the Broncos off waivers from Minnesota on Sept. 5
- Played primarily on special teams and on Denver's goal-line and short-yardage packages
- Made his NFL debut vs. Kansas City (11/14), lining up as an eligible tackle on quarterback Tim Tebow's 1-yard touchdown run in the second quarter

### 2009 (Minnesota 0/0):

- Spent the 2009 season on Minnesota's practice squad

### 2008 (Minnesota 0/0):

- Entered the NFL as a college free agent with Tampa Bay on May 2, competed with the Buccaneers during training camp before being waived and spending his rookie season on Minnesota's practice squad

### COLLEGE:

- Played 48 games (39 starts) over four years (2005-08) at the University of Southern Mississippi in Hattiesburg, Miss., opening every contest during his final three seasons at left tackle (30 starts) and left guard (nine starts)
- Earned All-Conference USA honors following his junior and senior seasons as the Golden Eagles posted more than 2,000 rushing yards in both campaigns
- Named to the Conference USA All-Freshman Team in 2004

### PERSONAL:

- Received all-district distinction at guard and played in the 2002 New Orleans High School All-Star Game following his senior season at McDonogh 35 High School in New Orleans
- Won district and regional titles in shot put and discus as a prep senior





## CHRISTIAN COVINGTON

DEFENSIVE END | 6-2 | 290 | RICE

Hometown: Vancouver, B.C., Canada | 3rd NFL Season | 3rd with Texans | Age: 23

Acquired: D6b-'15 | 2017 GP/GS: 7/2 | Career GP/GS (Playoffs): 38/7 (3/0)

Teams: Houston 2015-17

# 95

### TRANSACTIONS:

Selected by the Houston Texans with the 40th pick in the sixth round (216th overall) of the 2015 NFL Draft.

### 2017 (Houston 7/2):

- Recorded three combined tackles at Cincinnati (9/14)
- Produced three solo tackles and tallied his first sack of the season while forcing the first fumble of his career at New England (9/24)
- Tallied a pair of tackles vs. Tennessee (10/1)
- Made his first start of the season and produced two tackles and one tackle for loss vs. Cleveland (10/15)
- Started his second consecutive game and recorded one solo tackle and one quarterback hit at Seattle (10/29)
- Placed on the Reserve/Injured list on Oct. 31

### 2016 (Houston 16/5, 2/0):

- Recorded an assist as a reserve defensive end in the season opener vs. Chicago (9/11)
- Tied a single-game career high with two tackles at New England (9/22) in Week 3
- Made his first career start and tallied one solo tackle vs. Tennessee (10/2) in Week 4
- Started at left defensive end and finished with a career-high five tackles (three solo) and his first tackle for loss of the season at Minnesota (10/9) in Week 5
- Made one solo tackle vs. Indianapolis (10/16) in Week 6 and at Denver (10/24) in Week 7
- Saw action as a reserve defensive end vs. Detroit (10/30) in Week 8
- Logged three solo tackles at Jacksonville (11/13) in Week 10
- Made one solo tackle at Oakland (11/21) in Week 11
- Notched one tackle vs. San Diego (11/27) in Week 12
- Started at defensive end and made one solo tackle and logged his first quarterback hit of the season at Green Bay (12/4) in Week 13
- Registered two tackles (one solo) and a quarterback hit at Indianapolis (12/11)
- Tied for second on the team with five tackles (four solo), while adding his first sack of the season and his first career pass defended at Tennessee (1/1/17) in Week 17
- Made one solo tackle vs. Oakland (1/7/17) in the AFC Wild Card round
- Recorded the first two postseason quarterback hits of his career and assisted on a tackle at New England (1/14/17) in the AFC Divisional round

### 2015 (Houston 15/0, 1/0):

- Made his NFL debut Week 1 vs. Kansas City (9/13) and played Week 2 at Carolina (9/20)
- Recorded his first career NFL tackle vs. Tampa Bay (9/27)
- Made a tackle for loss vs. Indianapolis (10/8)
- Tallied his first career quarterback hit at Jacksonville (10/18)
- Registered his first career sack when he brought down Bengals QB Andy Dalton for a 6-yard loss in the third quarter at Cincinnati (11/16)
- Inactive in Week 15 at Indianapolis (12/20)

### COLLEGE:

- Played three seasons (2012-14) at Rice University in Houston after redshirting the 2011 campaign
- Chose to enter NFL Draft after an injury-shortened 2014 campaign
- First Rice interior defensive lineman drafted since Cornelius Walker in 1976 (Kansas City, 3rd round, 59th overall selection)
- Saw his 2014 season come to an end after an injury at FIU resulted in knee surgery

## 2017 STATISTICS

REGULAR SEASON				TACKLES					SACKS		INTERCEPTIONS					FUMBLES				
Date	Opp	GP	GS	Tot	Solo	Asst	QBH	TFL	Sk	Yds	Int	Yds	Lg	TD	PD	FF	FR	Yds	TD	
9/10	JAX	1	0	2	1	1	0	0	0.0	0.0	0	0	0	0	0	0	0	0	0	0
9/14	at CIN	1	0	3	1	2	0	0	0.0	0.0	0	0	0	0	0	0	0	0	0	0
9/24	at NE	1	0	3	3	0	1	0	1.0	12.0	0	0	0	0	0	1	0	0	0	0
10/1	TEN	1	0	2	1	1	0	0	0.0	0.0	0	0	0	0	0	0	0	0	0	0
10/8	KC	1	0	3	2	1	0	0	0.0	0.0	0	0	0	0	0	0	0	0	0	0
10/15	CLE	1	1	2	1	1	0	1	0.0	0.0	0	0	0	0	0	0	0	0	0	0
10/29	at SEA	1	1	1	1	0	1	0	0.0	0.0	0	0	0	0	0	0	0	0	0	0
11/5	IND																			
11/12	at LAR																			
11/19	ARI																			
11/27	at BAL																			
12/3	at TEN																			
12/10	SF	-	-	-	-	-	-	-	-	-	-	-	-	-	-	-	-	-	-	-
12/17	at JAX	-	-	-	-	-	-	-	-	-	-	-	-	-	-	-	-	-	-	-
12/25	PIT	-	-	-	-	-	-	-	-	-	-	-	-	-	-	-	-	-	-	-
12/31	at IND	-	-	-	-	-	-	-	-	-	-	-	-	-	-	-	-	-	-	-
<b>Totals</b>		<b>7</b>	<b>2</b>	<b>16</b>	<b>10</b>	<b>6</b>	<b>2</b>	<b>1</b>	<b>1.0</b>	<b>12.0</b>	<b>0</b>	<b>0</b>	<b>0</b>	<b>0</b>	<b>0</b>	<b>1</b>	<b>0</b>	<b>0</b>	<b>0</b>	<b>0</b>

## CAREER STATISTICS

REGULAR SEASON				TACKLES					SACKS		INTERCEPTIONS					FUMBLES				
Year	Team	GP	GS	Tot	Solo	Asst	QBH	TFL	Sk	Yds	Int	Yds	Lg	TD	PD	FF	FR	Yds	TD	
2015	HOU	15	0	8	5	3	4	4	2.0	24.0	0	0	0	0	0	0	0	0	0	0
2016	HOU	16	5	26	16	10	2	2	1.0	2.0	0	0	0	0	1	0	0	0	0	0
2017	HOU	7	2	16	10	6	2	1	1.0	12.0	0	0	0	0	0	1	0	0	0	0
<b>Totals</b>		<b>38</b>	<b>7</b>	<b>50</b>	<b>31</b>	<b>19</b>	<b>8</b>	<b>7</b>	<b>4.0</b>	<b>38.0</b>	<b>0</b>	<b>0</b>	<b>0</b>	<b>0</b>	<b>1</b>	<b>1</b>	<b>0</b>	<b>0</b>	<b>0</b>	<b>0</b>
POSTSEASON				TACKLES					SACKS		INTERCEPTIONS					FUMBLES				
Year	Team	GP	GS	Tot	Solo	Asst	QBH	TFL	Sk	Yds	Int	Yds	Lg	TD	PD	FF	FR	Yds	TD	
2015	HOU	1	0	2	0	2	0	0	0.0	0.0	0	0	0	0	0	0	0	0	0	0
2016	HOU	2	0	2	1	1	2	0	0.0	0.0	0	0	0	0	0	0	0	0	0	0
<b>Totals</b>		<b>3</b>	<b>0</b>	<b>4</b>	<b>1</b>	<b>3</b>	<b>2</b>	<b>0</b>	<b>0.0</b>	<b>0.0</b>	<b>0</b>	<b>0</b>	<b>0</b>	<b>0</b>	<b>0</b>	<b>0</b>	<b>0</b>	<b>0</b>	<b>0</b>	<b>0</b>

### CAREER GAME HIGHS

Tackles: 5, 2x – last: at TEN, 1/1/17 | QBH: 1, 6x – last: at IND, 12/11/16 | TFL: 1, 6x – last: at TEN, 1/1/17  
Sacks: 1.0, 2x – last: vs. JAX, 1/3/16 | PD: 1 at TEN, 1/1/17

- First-team All-C-USA pick by league coaches as well as Dave Campbell's Texas Football's All-Texas College second team in 2013
- Led team with career-high 11.5 tackles for loss among his 59 stops, including four sacks in 2013
- Named to USA Today's All-Bowl team for his efforts vs. Air Force in the Armed Forces Bowl in 2012
- Completed the 2012 season with 20 quarterback hurries, 43 tackles (25 solo), eight tackles for loss, five sacks, forced one fumble and one pass breakup
- Led C-USA freshmen and was tied for second nationally among first year players with five sacks in 2012
- Redshirted in 2011

### PERSONAL:

- Attended Vancouver (B.C., Canada) College Prep
- Provincial Defensive MVP while leading the Fighting Irish to the Provincial Championship and ranked as the top defensive lineman in Canada
- Credited with 83 tackles, including 15 sacks as a senior
- Had 276 tackles and 38 sacks in his career
- Credited with four tackles in the 2010 National Underclassmen Combine All-World Gridiron Classic in Charleston, S.C.
- Father, Grover Covington, is the CFL all-time leader in career sacks with 157.0 and was inducted into the Canadian Football Hall of Fame in 2000

# RESERVE / INJURED



## TYLER ERVIN

RUNNING BACK | 5-10 | 180 | SAN JOSE STATE

Hometown: San Bernardino, Calif. | 2nd NFL Season | 2nd with Texans | Age: 23

Acquired: D4-'16 | 2017 GP/GS: 4/0 | Career GP/GS (Playoffs): 16/0 (2/0)

Teams: Houston 2016-17

# 34

### TRANSACTIONS:

Selected by the Houston Texans with the 21st pick in the fourth round (119th overall) of the 2016 NFL Draft.

### 2017 (Houston 4/0):

- Recorded career-highs with three rushing attempts, eight rushing yards, four receptions, 18 receiving yards and 26 yards of offense vs. Jacksonville (9/10)
- Placed on the Reserve/Injured list on Oct. 4

### 2016 (Houston 12/0, 2/0):

- Finished eighth in the NFL and third in the AFC in punt return average (9.7) among qualified players
- Made his NFL debut as the primary punt and kick returner in the season opener vs. Chicago (9/11)
- Returned three kickoffs for 73 yards, averaging 24.3 yards per return and returned three punts for 29 yards vs. Chicago (9/11)
- Racked up 110 total all-purpose yards on offense (eight yards) and special teams (102 yards) vs. Chicago (9/11)
- Played exclusively as the punt and kick returner in Weeks 2 and 3
- Returned one kickoff for 28 yards and two punts for 17 yards, including a 16-yard return, vs. Tennessee (10/2) in Week 4
- Finished with two kickoff returns for 53 yards, including a Texans season-long 33-yard return, and two punt returns for 33 yards at Minnesota (10/9) in Week 5
- Notched two punt returns for 23 yards, including a 17-yard return in overtime that sparked the Texans' game-winning drive, vs. Indianapolis (10/16) in Week 6
- Matched a season high with four punt returns for 32 yards (8.0 avg.), including a 15-yard long, vs. Detroit (10/30)
- Logged a career-long 57-yard punt return to the Jaguars' 7-yard line in the third quarter, which led to a touchdown on the following play, at Jacksonville (11/13) in Week 10
- Inactive for Weeks 12-14 with an injury
- Active but did not play in Week 15 vs. Jacksonville (12/18)
- Returned four punts for 32 yards (8.0 avg.) vs. Cincinnati (12/24) in Week 16
- Logged one kick return for 14 yards and four punt returns for 37 yards, including a Texans postseason-long 16-yard return, vs. Oakland (1/7/17) in the AFC Wild Card round

### COLLEGE:

- Played four seasons (2011-12; 14-15) at San Jose (Calif.) State University
- Redshirted the 2013 campaign
- Received Athlon Sports Second-Team All-America, SI.com honorable mention All-America and two all-conference honors during his career
- Played running back, slot receiver, return specialist, cornerback and special teams defender for the Spartans
- Scored touchdowns rushing, receiving, on kickoff returns and on punt returns during his college career
- 47 games played and 24 starts
- San Jose State career record holder for all-purpose yardage (6,146), kickoff return yardage (2,374), kickoffs returned (101), kickoff returns for a touchdown (3) and combined punt and kickoffs returned for touchdowns (5), most touchdowns of 80 yards or more (6) and most touchdowns of 70 yards or more (8)
- Shares the school single-season record for kickoff returns for a touchdown (2)
- Second on the school's list for career rushing yardage (2,803)
- Honored in 2012 and 2015 on National Student-Athlete Day by the National Consortium for Academics & Sports

## 2017 OFFENSIVE STATISTICS

REGULAR SEASON				RUSHING					RECEIVING				
Date	Opp	GP	GS	Att	Yds	Avg	Lg	TD	Rec	Yds	Avg	Lg	TD
9/10	JAX	1	0	3	8	2.7	6	0	4	18	4.5	6	0
9/14	at CIN	1	0	0	0	0.0	0	0	3	16	5.3	7	-
9/24	at NE	1	0	1	4	4.0	4	0	1	4	4.0	4	0
10/1	TEN	1	0	0	0	0.0	0	0	0	0	0.0	0	0
10/8	KC												
10/15	CLE												
10/29	at SEA												
11/5	IND												
11/12	at LAR												
11/19	ARI												
11/27	at BAL												
12/3	at TEN												
12/10	SF	-	-	-	-	-	-	-	-	-	-	-	-
12/17	at JAX	-	-	-	-	-	-	-	-	-	-	-	-
12/25	PIT	-	-	-	-	-	-	-	-	-	-	-	-
12/31	at IND	-	-	-	-	-	-	-	-	-	-	-	-
<b>Totals</b>		<b>4</b>	<b>0</b>	<b>4</b>	<b>12</b>	<b>3.0</b>	<b>6</b>	<b>0</b>	<b>8</b>	<b>38</b>	<b>4.8</b>	<b>7</b>	<b>0</b>

## CAREER OFFENSIVE STATISTICS

REGULAR SEASON				RUSHING					RECEIVING				
Year	Team	GP	GS	Att	Yds	Avg	Lg	TD	Rec	Yds	Avg	Lg	TD
2016	HOU	12	0	1	3	3.0	3	0	3	18	6.0	9	0
2017	HOU	4	0	4	12	3.0	6	0	8	38	4.8	6	0
<b>Totals</b>		<b>16</b>	<b>0</b>	<b>5</b>	<b>15</b>	<b>3.0</b>	<b>6</b>	<b>0</b>	<b>11</b>	<b>56</b>	<b>5.1</b>	<b>9</b>	<b>0</b>

POSTSEASON				RUSHING					RECEIVING				
Year	Team	GP	GS	Att	Yds	Avg	Lg	TD	Rec	Yds	Avg	Lg	TD
2016	HOU	2	0	0	0	0.0	0	0	0	0	0.0	0	0
<b>Totals</b>		<b>2</b>	<b>0</b>	<b>0</b>	<b>0</b>	<b>0.0</b>	<b>0</b>	<b>0</b>	<b>0</b>	<b>0</b>	<b>0.0</b>	<b>0</b>	<b>0</b>

## 2017 RETURN STATISTICS

REGULAR SEASON				KICKOFFS					PUNTS				
Date	Opp	GP	KR	Yds	Avg	Lg	TD	PR	Yds	Avg	Lg	TD	FC
9/10	JAX	1	1	24	24.0	24	0	1	21	21.0	21	0	1
9/14	at CIN	1	1	17	17.0	17	0	3	15	5.0	7	0	2
9/24	at NE	1	3	52	17.3	22	0	3	20	6.7	9	0	1
10/1	TEN	1	0	0	0.0	0	0	1	4	4.0	4	0	0
10/8	KC	1											
10/15	CLE												
10/29	at SEA												
11/5	IND												
11/12	at LAR	-	-	-	-	-	-	-	-	-	-	-	-
11/19	ARI	-	-	-	-	-	-	-	-	-	-	-	-
11/27	at BAL	-	-	-	-	-	-	-	-	-	-	-	-
12/3	at TEN	-	-	-	-	-	-	-	-	-	-	-	-
12/10	SF	-	-	-	-	-	-	-	-	-	-	-	-
12/17	at JAX	-	-	-	-	-	-	-	-	-	-	-	-
12/25	PIT	-	-	-	-	-	-	-	-	-	-	-	-
12/31	at IND	-	-	-	-	-	-	-	-	-	-	-	-
<b>Totals</b>		<b>4</b>	<b>5</b>	<b>93</b>	<b>18.6</b>	<b>24</b>	<b>0</b>	<b>8</b>	<b>60</b>	<b>7.5</b>	<b>21</b>	<b>0</b>	<b>4</b>

### PERSONAL:

- A two-time, first-team, all-purpose, All-C.I.F. back from Colton (Calif.) High School
- An All-C.I.F. defensive back after compiling 24 pass breakups and two interceptions in 2009
- A 2010 All-C.I.F. running back who rushed for 2,848 yards, averaged 7.3 yards carry and scored 26 touchdowns in two seasons
- Return specialist who averaged 11.5 yards per punt return and 25.6 yards per kickoff return
- Majored in communication studies
- Studied to earn his California real estate license in February 2016
- A native of San Bernardino, Calif.

## TYLER ERVIN

## CAREER RETURN STATISTICS

REGULAR SEASON			KICKOFFS					PUNTS					
Year	Team	GP	KR	Yds	Avg	Lg	TD	PR	Yds	Avg	Lg	TD	FC
2016	HOU	12	14	263	18.8	33	0	27	261	9.7	57	0	23
2017	HOU	4	5	93	18.6	24	0	8	60	7.5	21	0	4
<b>Totals</b>		<b>16</b>	<b>19</b>	<b>356</b>	<b>18.7</b>	<b>33</b>	<b>0</b>	<b>35</b>	<b>321</b>	<b>9.2</b>	<b>57</b>	<b>0</b>	<b>27</b>
POSTSEASON			KICKOFFS					PUNTS					
Year	Team	GP	KR	Yds	Avg	Lg	TD	PR	Yds	Avg	Lg	TD	FC
2016	HOU	2	1	14	14.0	14	0	4	23	5.8	16	0	1
<b>Totals</b>		<b>2</b>	<b>1</b>	<b>14</b>	<b>14.0</b>	<b>14</b>	<b>0</b>	<b>4</b>	<b>23</b>	<b>5.8</b>	<b>16</b>	<b>0</b>	<b>1</b>

# RESERVE / INJURED



## D'ONTA FOREMAN

(dee-ON-tay)

**RUNNING BACK | 6-0 | 235 | TEXAS**

Hometown: Texas City, Texas | Rookie | Age: 21  
 Acquired: D3-'17 | 2017 GP/GS: 10/1 | Career GP/GS (Playoffs): 10/1 (0/0)  
 Teams: Houston 2017

# 27

### TRANSACTIONS:

Selected by the Houston Texans with the 25th pick in the third round (89th overall) of the 2017 NFL Draft.

### 2017 (Houston 10/1):

- Recorded one carry for four yards in his NFL debut vs. Jacksonville (9/10)
- Carried 12 times for 40 yards and had a nine-yard rush at Cincinnati (9/14)
- Tallied eight rushing attempts for 25 yards and two receptions for 65 yards, totalling a team-high 90 yards of offense at New England (9/24). Foreman's 134 scrimmage yards are tied for the second-most by a rookie running back in his first three games in franchise history.
- Recorded a career-high 13 rushing attempts for a career-high 45 yards with a career-long 16-yard rush vs. Tennessee (10/1)
- Produced 34 rushing yards on four carries, including a career-long 25-yard rush vs. Kansas City (10/8)
- Registered a career-high 59 rushing yards, including a career-long 39-yard rush, on 12 carries vs. Cleveland (10/15)
- Recorded a team-high 11 carries for 37 yards vs. Indianapolis (11/5)
- Made the first start of his NFL career and recorded seven rushes for 18 yards at the Los Angeles Rams (11/12)
- Tallied a career-high 65 rushing yards and scored the first two touchdowns of his NFL career vs. Arizona (11/19). Added a career-most three receptions for 15 yards to finish the game with 13 offensive touches for 80 yards and two touchdowns
- Placed on the Reserve/Injured list on Nov. 22

### CAREER AT TEXAS:

- Played three seasons (2014-16) at the University of Texas at Austin (Texas)
- Played in 28 career games with 10 starts, all coming in 2016
- Rushed for 2,782 yards in his career (9th-most in school history) and 20 touchdowns
- Posted 15 career 100-yard rushing games, including a school-record 13 straight to end his Longhorns' career
- Was a 2016 consensus All-American, making him the first UT running back to earn those honors since Ricky Williams in 1998
- Also a finalist for the Earl Campbell Tyler Rose Award
- Finished eighth in Heisman Trophy voting in 2016

### HONORS:

- Doak Walker Award (2016)
- Earl Campbell Tyler Rose Award (2016)
- First-team All-American by the Associated Press, Sporting News, Football Writers Association of America, American Football Coaches Association, ESPN.com, Sports Illustrated, FOX Sports, CBS Sports, Phil Steele and USA Today (2016)
- Walter Camp Football Foundation second-team All-American (2016)
- Heisman Trophy Candidate (8th - 2016)

### 2016 (Texas):

- Played in 11 games and started the first 10 games of his career, including the final nine
- Recipient of the 2016 Doak Walker Award recipient
- Named a consensus first-team All-American, making him the first UT running back to earn that distinction since Ricky Williams in 1998
- Named first-team All-American by the Associated Press, Sporting News, Football Writers Association of America, American Football Coaches Association, ESPN.com, Sports Illustrated, FOX Sports, CBS Sports, Phil Steele and USA Today
- A second-team All-American according to the Walter Camp Football Foundation
- Was named a unanimous first-team All-Big 12 selection at running back by both the Big 12 Conference head coaches and the Associated Press

- Also earned All-Big 12 honors according to ESPN.com and Phil Steele
- Earned honorable mention as Big 12 Conference Offensive Player of the Year after rushing for 2,028 yards and 15 touchdowns
- His 2,028 rushing yards were second-most in school history and among the top 20 for most in a single-season in NCAA history
- Averaged an NCAA FBS-best 184.4 yards per game, also 10th-most in NCAA history for a single season
- Rushed for 100 yards in all 11 games he played in 2016, tied for most in a single season with Earl Campbell during his 1977 Heisman Trophy-winning campaign
- Rushed for at least 150 yards seven times throughout the season, including three games with at least 250 yards
- Averaged 193.3 yards per game against Big 12 Conference foes, totaling 1,740 yards and 12 touchdowns in nine league games
- Made his first career start in the season opener vs. No. 10 Notre Dame (9/4) - a 50-47 double-overtime win
- In a win vs. No. 8 and previously-unbeaten Baylor (10/29), he rushed 32 times for 250 yards and two touchdowns and was later named Big 12 Conference Offensive Player of the Week and the Earl Campbell Tyler Rose Award Player of the Week
- Carried Texas to a 45-37 road win at Texas Tech (11/5) the following week, rushing 33 times for 341 yards and three touchdowns - all career highs
- His 341 rushing yards were the third-most in school history, the most in an FBS game that season and the most at UT since 1998

## 2017 STATISTICS

REGULAR SEASON				RUSHING					RECEIVING				
Date	Opp	GP	GS	Att	Yds	Avg	Lg	TD	Rec	Yds	Avg	Lg	TD
9/10	JAX	1	0	1	4	4.0	4	0	0	0	0	0	0
9/14	at CIN	1	0	12	40	3.3	9	0	0	0	0	0	0
9/24	at NE	1	0	8	25	3.1	5	0	2	65	32.5	34	0
10/1	TEN	1	0	13	45	3.5	16	0	0	0	0.0	0	0
10/8	KC	1	0	4	34	8.5	25	0	1	3	3.0	3	0
10/15	CLE	1	0	12	59	4.9	39	0	0	0	0.0	0	0
10/29	at SEA	1	0	0	0	0.0	0	0	0	0	0.0	0	0
11/5	IND	1	0	11	37	3.4	8	0	0	0	0.0	0	0
11/12	at LAR	1	1	7	18	2.6	6	0	0	0	0.0	0	0
11/19	ARI	1	0	10	65	6.5	34t	2	3	15	5.0	0	0
11/27	at BAL			INJURED RESERVE									
12/3	at TEN			INJURED RESERVE									
12/10	SF	-	-	-	-	-	-	-	-	-	-	-	-
12/17	at JAX	-	-	-	-	-	-	-	-	-	-	-	-
12/25	PIT	-	-	-	-	-	-	-	-	-	-	-	-
12/31	at IND	-	-	-	-	-	-	-	-	-	-	-	-
<b>Totals</b>		<b>10</b>	<b>1</b>	<b>78</b>	<b>327</b>	<b>4.2</b>	<b>39</b>	<b>2</b>	<b>6</b>	<b>83</b>	<b>13.8</b>	<b>34</b>	<b>0</b>

## 2017 RETURN STATISTICS

REGULAR SEASON				KICKOFFS				PUNTS					
Date	Opp	GP	KR	Yds	Avg	Lg	TD	PR	Yds	Avg	Lg	TD	FC
9/10	JAX	1	0	0	0.0	0	0	0	0	0.0	0	0	0
9/14	at CIN	1	0	0	0.0	0	0	0	0	0.0	0	0	0
9/24	at NE	1	0	0	0.0	0	0	0	0	0.0	0	0	0
10/1	TEN	1	0	0	0.0	0	0	0	0	0.0	0	0	0
10/8	KC	1	0	0	0.0	0	0	0	0	0.0	0	0	0
10/15	CLE	1	0	0	0.0	0	0	0	0	0.0	0	0	0
10/29	at SEA	1	0	0	0.0	0	0	0	0	0.0	0	0	0
11/5	IND	1	0	0	0.0	0	0	0	0	0.0	0	0	0
11/12	at LAR	1	0	0	0.0	0	0	0	0	0.0	0	0	0
11/19	ARI	1	1	12	12.0	12	0	0	0	0.0	0	0	0
11/27	at BAL			INJURED RESERVE									
12/3	at TEN	-	-	-	-	-	-	-	-	-	-	-	-
12/10	SF	-	-	-	-	-	-	-	-	-	-	-	-
12/17	at JAX	-	-	-	-	-	-	-	-	-	-	-	-
12/25	PIT	-	-	-	-	-	-	-	-	-	-	-	-
12/31	at IND	-	-	-	-	-	-	-	-	-	-	-	-
<b>Totals</b>		<b>10</b>	<b>1</b>	<b>12</b>	<b>12.0</b>	<b>12</b>	<b>0</b>	<b>0</b>	<b>0</b>	<b>0.0</b>	<b>0</b>	<b>0</b>	<b>0</b>

## D'ONTA FOREMAN

- Became the first player at Texas since Hodges Mitchell in 2000 with back-to-back 200-yard games

### 2015 (Texas):

- Played in 10 games before missing the last two due to injury
- Earned second-team Academic All-Big 12 recognition
- Finished five carries short of qualifying for the NCAA ranking of yards per carry in which his average would have ranked fourth in the nation (7.17)
- Finished eighth in the Big 12 and led the team in rushing yards (681), while ranking seventh in the league in 100-yard games (four)
- His five rushing touchdowns were second on the team and most among running backs
- Notched his first 100-yard rushing game with 112 yards on 18 carries (6.2 avg.), while catching two passes for 32 yards at TCU (10/3)
- Recorded an 81-yard run that was the longest by a UT player in the Red River Showdown and the second-longest non-touchdown run in UT history, as part of 117 yards on nine carries (13.0 avg.) vs. Oklahoma (10/10)

### 2014 (Texas):

- Played in seven games as a reserve running back and on special teams
- Saw action at running back vs. North Texas (8/30), recording two carries for 37 yards
- Appeared on special teams vs. Baylor and Iowa State
- Carried the ball three times for 19 yards (4.7 avg.) at Kansas State (10/25)
- Saw his most extensive action vs. West Virginia (11/8)

### PERSONAL:

- Coached by Leland Surovik at Texas City (Texas) High School
- Four-time district honoree
- Rushed for 4,382 yards (8.2 avg.) and 61 touchdowns in his career
- Participated in the 2014 Semper Fidelis All-American Bowl Named second-team 4A All-State as a running back by the Associated Press in 2013
- Shared District 24-4A MVP honors with his brother, Armanti, in 2013
- Ranked the No. 67 running back nationally and No. 143 player in Texas by 247Sports
- No. 68 RB in the nation by Scout
- No. 74 running back in the nation by ESPN
- No. 6 athlete recruit in the state by Dave Campbell's Texas Football
- Rushed for 2,102 yards and 31 TDs on 202 carries (10.4 ypc) as a senior
- Recorded 22 tackles, including 12 tackles for loss and five sacks, five pressures, one interception and returned kickoffs
- Helped Texas City to a 12-1 record and an appearance in the 4A DII regional playoffs in 2011
- Tabbed first-team All-District 24-4A as a running back and second-team as a linebacker in 2012
- Rushed 112 times for 1,073 yards (9.6 avg.) and 18 touchdowns as a junior
- Twin brother, Armanti, is a wide receiver for the Longhorns
- Member of the Big 12 Commissioner's Honor Roll (fall 2014)

# RESERVE / INJURED



## MATTHEW GODIN

(GO-din)

DEFENSIVE END | 6-6 | 295 | MICHIGAN

Hometown: Novi, Mich. | Rookie | Age: 23  
 Acquired: CFA-17 | 2017 GP/GS : 0/0 | Career GP/GS (Playoffs): 0/0 (0/0)  
 Teams: Houston 2017

# 69

### TRANSACTIONS:

Signed by the Houston Texans as a college free agent on May 12, 2017.

### CAREER AT MICHIGAN:

- Played four seasons (2013-16) at the University of Michigan in Ann Arbor, Mich. after redshirting the 2012 campaign
- Graduated from the College of Literature, Science and the Arts, with a degree in general studies
- Four-year letterman who appeared in 41 career games along the defensive line, making 16 starts
- Tallied 54 tackles, 4.5 tackles for loss and three sacks during his career

### 2017 (Houston 0/0):

- Placed on the Reserve/Injured list on Sept. 3

### 2016 (Michigan):

- All-Big Ten honorable mention (coaches)
- Played in all 13 games and made 12 starts at defensive tackle
- Logged a career-high 26 total tackles and two tackles for loss, and matched a career high with one sack

### 2015 (Michigan):

- Appeared in 11 games and made four starts at defensive line
- Recorded 17 total tackles (five solo) and a half-sack
- Made his first career start at Utah (9/3) and tallied a career-best three tackles

### 2014 (Michigan):

- Appeared in eight games and tallied nine tackles, 1.5 tackles for loss, 1.0 sack and his first career interception

### 2013 (Michigan):

- Earned first varsity letter after appearing in seven games as a reserve defensive lineman
- Also contributed on special teams

### 2012 (Michigan):

- Redshirted the season

### PERSONAL:

- Attended Detroit Catholic Central High School in Novi, Mich.
- Helped lead team to a 12-2 record and the Michigan Division I state title game as a senior
- Recorded 70 tackles, including 18 stops for loss and nine sacks as a senior
- Associated Press Michigan all-state first team as a senior
- Named to the 2011 Detroit Free Press Dream Team and the Detroit News Blue Chip List as a senior
- A three-year letterman in track and field
- Father, Kevin, brother, Jonathan and sister, Jackie, all attended Michigan

## 2017 STATISTICS

REGULAR SEASON				TACKLES					SACKS		INTERCEPTIONS				FUMBLES					
Date	Opp	GP	GS	Tot	Solo	Asst	QBH	TFL	Sk	Yds	Int	Yds	Lg	TD	PD	FF	FR	Yds	TD	
9/10	JAX																			
9/14	at CIN																			
9/24	at NE																			
10/1	TEN																			
10/8	KC																			
10/15	CLE																			
10/29	at SEA																			
11/5	IND																			
11/12	at LAR																			
11/19	ARI																			
11/27	at BAL																			
12/3	at TEN																			
12/10	SF	-	-	-	-	-	-	-	-	-	-	-	-	-	-	-	-	-	-	-
12/17	at JAX	-	-	-	-	-	-	-	-	-	-	-	-	-	-	-	-	-	-	-
12/25	PIT	-	-	-	-	-	-	-	-	-	-	-	-	-	-	-	-	-	-	-
12/31	at IND	-	-	-	-	-	-	-	-	-	-	-	-	-	-	-	-	-	-	-
<b>Totals</b>		<b>0</b>	<b>0</b>	<b>0</b>	<b>0</b>	<b>0</b>	<b>0</b>	<b>0</b>	<b>0.0</b>	<b>0.0</b>	<b>0</b>	<b>0</b>	<b>0</b>	<b>0</b>	<b>0</b>	<b>0</b>	<b>0</b>	<b>0</b>	<b>0</b>	<b>0</b>

# RESERVE / INJURED



## DEANTÉ GRAY

WIDE RECEIVER | 5-10 | 185 | TEXAS CHRISTIAN

Hometown: Houston, Texas | Rookie | Age: 23  
 Acquired: CFA-17 | 2017 GP/GS : 0/0 | Career GP/GS (Playoffs): 0/0 (0/0)  
 Teams: Houston 2017

### TRANSACTIONS:

Signed by the Houston Texans as a college free agent on May 12, 2017.

### CAREER AT TEXAS CHRISTIAN:

- Played four seasons (2012-14, 2016) at Texas Christian University in Fort Worth, Texas
- Redshirted the 2015 season due to injury
- Played in 48 career games with the Horned Frogs and caught 54 passes for 857 yards and eight touchdowns
- Also logged 576 kick return yards on 27 career returns and 147 punt return yards and one touchdown on eight returns

### 2017 (Houston 0/0):

- Placed on the Reserve/Injured list on Aug. 2

### 2016 (Texas Christian):

- Played in 12 games and made four starts (three at receiver, one at cornerback)
- Named a second-team Academic All-Big 12 selection
- Caught 10 passes for 119 yards and rushing five times for 37 yards
- Also returned 19 kicks for 427 yards, with a long of 57 coming at Texas (11/25)

### 2015 (Texas Christian):

- Redshirted the season due to injury

### 2014 (Texas Christian):

- Ranked second on TCU in touchdown catches (8), third in receiving yards (582) and fourth in receptions (36)
- Had at least one reception in all 11 contests he appeared in
- Notched a touchdown catch in six different games
- Added eight carries for 88 yards on the season and returned six kickoffs for 105 yards

### 2013 (Texas Christian):

- Contributed at both wide receiver and cornerback
- Seven of his eight receptions on the season came in the opening three games
- Placed second on the team with his 19.5 yards per reception
- Nine of his 10 tackles on the season came in the final six contests

### 2012 (Texas Christian):

- Saw action in all 13 games on special teams and provided depth in the secondary
- Named to ESPN.com's Big 12 All-Freshman Team
- His 157 punt return yards, on just seven attempts, were second on TCU to only Skye Dawson (160)
- Averaged 22.4 yards per return and had TCU's lone punt return touchdown
- Burst onto the scene in his debut with a 70-yard touchdown on his first collegiate touch in the season opener against Grambling State

### PERSONAL:

- Attended Westside High School in Houston
- Ranked as the No. 98 wide receiver in the country and No. 13 in Texas coming out of high school
- Totaled 24 receptions for 354 yards and two touchdowns as a senior
- Averaged 16.6 yards on 15 rushing attempts
- Tallied 38 catches for 400 yards and five scores his junior year
- Recorded 46 receptions for 509 yards and four touchdowns as a sophomore
- Also lettered in track and field

## 2017 STATISTICS

REGULAR SEASON				RECEIVING					RUSHING				
Date	Opp	GP	GS	Rec	Yds	Avg	Lg	TD	Att	Yds	Avg	Lg	TD
9/10	JAX												
9/14	at CIN												
9/24	at NE												
10/1	TEN												
10/8	KC												
10/15	CLE												
10/29	at SEA												
11/5	IND												
11/12	at LAR												
11/19	ARI												
11/27	BAL												
12/3	at TEN												
12/10	SF	-	-	-	-	-	-	-	-	-	-	-	-
12/17	at JAX	-	-	-	-	-	-	-	-	-	-	-	-
12/25	PIT	-	-	-	-	-	-	-	-	-	-	-	-
12/31	at IND	-	-	-	-	-	-	-	-	-	-	-	-
<b>Totals</b>		<b>0</b>	<b>0</b>	<b>0</b>	<b>0</b>	<b>0.0</b>	<b>0</b>	<b>0</b>	<b>0</b>	<b>0</b>	<b>0.0</b>	<b>0</b>	<b>0</b>

# RESERVE / INJURED



## RYAN GRIFFIN

TIGHT END | 6-6 | 255 | CONNECTICUT

Hometown: Londonderry, N.H. | 5th NFL Season | 5th with Texans | Age: 27  
 Acquired: D6d-'13 | 2017 GP/GS: 7/6 | Career GP/GS (Playoffs): 63/25 (3/2)  
 Teams: Houston 2013-17

# 84

### TRANSACTIONS:

Selected by the Houston Texans with the 33rd pick in the sixth round (201st overall) in the 2013 NFL Draft...Re-signed with the Texans on March 13, 2017.

### 2017 (Houston 7/6):

- Started his 20th career game vs. Jacksonville (9/10)
- Caught five passes, including his 100th career reception, for 61 yards and a touchdown at New England (9/24)
- Named a team captain before the game and caught two passes for 13 yards vs. Tennessee (10/1)
- Caught three passes for 52 yards vs. Cleveland (10/15), passing Billy Miller (108) for the 10th-most receptions in team history and second-most receptions by a tight end in Texans history and passed Billy Miller (1,146) for the 11th-most receiving yards in team history and third-most receiving yards by a tight end in Texans history
- Caught one pass for 10 yards at Seattle (10/29)
- Placed on the Reserve/Injured list on Nov. 10

### 2016 (Houston 16/5, 2/1):

- Part of a Texans TE corps that improved by NFL bests of 102 targets, 74 receptions and 4.6 receptions per game over its 2015 totals and finished with second-best increases of 646 receiving yards and 40.4 receiving yards per game
- Hauled in two passes for 17 yards, including a crucial third-down conversion in the fourth quarter, vs. Chicago (9/11)
- Caught one pass for five yards vs. Kansas City (9/18)
- Led the team and set a single-game career high with eight receptions for 52 yards at New England (9/22)
- Totaled three receptions for a season-high 54 yards vs. Tennessee (10/2) in Week 4
- Caught a career-long 45-yard pass from QB Brock Osweiler in the first quarter vs. Tennessee (10/2), marking the third-longest reception by a tight end in Texans history
- Made his first start of the season and caught two passes for eight yards at Minnesota (10/9) in Week 5
- Grabbed three passes for 34 yards, including a 23-yard reception, vs. Detroit (10/30) in Week 8
- Scored his first touchdown of the season and fifth of his career on a 1-yard pass from QB Brock Osweiler in the first quarter at Jacksonville (11/13) in Week 10
- Logged three receptions for 32 yards and set a single-season career-high in receiving yards (253), surpassing his previous best of 251 yards in 2015, at Oakland (11/21) in Week 11
- Tied for second on the team with four receptions for 36 yards vs. San Diego (11/27) in Week 12
- Finished with four receptions for 35 yards and scored on a 6-yard touchdown pass from QB Brock Osweiler on fourth-and-goal at Green Bay (12/4) in Week 13
- Set a single-game career-high with 85 receiving yards and tied his personal-best with eight receptions vs. Jacksonville (12/18) in Week 15
- Matched his postseason totals from 2015 with three receptions for 29 yards vs. Oakland (1/7/17) in the AFC Wild Card round

### 2015 (Houston 9/4, 1/1):

- Played in nine games (four starts) and tallied career highs with 20 receptions for 251 yards and two touchdowns
- Started and made one catch for 18 yards vs. Kansas City (9/13)
- Spent Weeks 2-9 on the Reserve/Injured-Designated for Return List
- Played and started his first game since the season opener and caught three passes for 36 yards, which was the team's second-highest total at Cincinnati (11/16)
- Had four catches for a career-high 72 yards and a touchdown vs. New Orleans (11/29). Caught his first touchdown of the season and third of his career on a 10-yard pass from QB Brian Hoyer on the opening possession of the game. Posted a season-long 36-yard reception in the third quarter
- Finished with three catches for 29 yards and a touchdown at Buffalo (12/6). Caught an

## 2017 STATISTICS

REGULAR SEASON				RECEIVING					RUSHING				
Date	Opp	GP	GS	Rec	Yds	Avg	Lg	TD	Att	Yds	Avg	Lg	TD
9/10	JAX	1	1	0	0	0.0	0	0	0	0	0	0	0
9/14	at CIN			INACTIVE									
9/24	at NE	1	1	5	61	12.5	35	1	0	0	0	0	0
10/1	TEN	1	1	2	13	6.5	7	0	0	0	0	0	0
10/8	KC	1	1	2	22	11.0	13	0	0	0	0	0	0
10/15	CLE	1	1	3	52	17.3	21	0	0	0	0	0	0
10/29	at SEA	1	1	1	10	10.0	10	0	0	0	0	0	0
11/5	IND	1	0	0	0	0.0	0	0	0	0	0	0	0
11/12	at LAR			INJURED RESERVE									
11/19	ARI			INJURED RESERVE									
11/27	BAL			INJURED RESERVE									
12/3	at TEN			INJURED RESERVE									
12/10	SF	-	-	-	-	-	-	-	-	-	-	-	-
12/17	at JAX	-	-	-	-	-	-	-	-	-	-	-	-
12/25	PIT	-	-	-	-	-	-	-	-	-	-	-	-
12/31	at IND	-	-	-	-	-	-	-	-	-	-	-	-
<b>Totals</b>		<b>7</b>	<b>6</b>	<b>13</b>	<b>158</b>	<b>12.2</b>	<b>35</b>	<b>1</b>	<b>0</b>	<b>0</b>	<b>0</b>	<b>0</b>	<b>0</b>

## CAREER STATISTICS

REGULAR SEASON				RECEIVING					RUSHING				
Year	Team	GP	GS	Rec	Yds	Avg	Lg	TD	Att	Yds	Avg	Lg	TD
2013	HOU	15	8	19	244	12.8	40	1	0	0	0.0	0	0
2014	HOU	16	2	10	91	9.1	25	1	0	0	0.0	0	0
2015	HOU	9	4	20	251	12.6	37	2	0	0	0.0	0	0
2016	HOU	16	5	50	442	8.8	45	2	0	0	0.0	0	0
2017	HOU	7	6	13	158	12.2	35	1	0	0	0.0	0	0
<b>Totals</b>		<b>63</b>	<b>25</b>	<b>112</b>	<b>1,186</b>	<b>10.6</b>	<b>45</b>	<b>7</b>	<b>0</b>	<b>0</b>	<b>0.0</b>	<b>0</b>	<b>0</b>
POSTSEASON				RECEIVING					RUSHING				
Year	Team	GP	GS	Rec	Yds	Avg	Lg	TD	Att	Yds	Avg	Lg	TD
2015	HOU	1	1	3	29	9.7	15	0	0	0	0.0	0	0
2016	HOU	2	1	3	29	9.7	13	0	0	0	0.0	0	0
<b>Totals</b>		<b>3</b>	<b>2</b>	<b>6</b>	<b>58</b>	<b>9.7</b>	<b>15</b>	<b>0</b>	<b>0</b>	<b>0</b>	<b>0.0</b>	<b>0</b>	<b>0</b>
CAREER GAME HIGHS													
<b>Receptions:</b> 8, 2x – last: vs. JAX, 12/18/16 (85 yards)   <b>Receiving Yards:</b> 85 vs. JAX, 12/18/16 (8 receptions)													
<b>Receiving Long:</b> 45 vs. TEN, 10/2/16   <b>Receiving TDs:</b> 1, 6x – last: at GB, 12/4/16													

8-yard touchdown pass in the first quarter, his second of the season, a single-season career-high, and fourth of his career. The score marked his second straight game with a touchdown (12/6)

- Started the AFC Wild Card Game vs. Kansas City (1/9/16) and caught three passes for 29 yards

### 2014 (Houston 16/2):

- Played in 16 games with two starts and had 10 catches for 91 yards and a touchdown
- Recorded a six-yard catch vs. Washington (9/7)
- Made one catch for eight yards at Dallas (10/5)
- Made a special teams tackle vs. Indianapolis (10/9) in Week 6
- Caught an 8-yard touchdown pass from QB Ryan Fitzpatrick on the Texans' opening drive vs. Tennessee (11/30) in Week 13. It was his first touchdown of the season and second of his career
- Made a season-long 25-yard catch at Jacksonville (12/7) in Week 14
- Had a season-high two catches in his first start of the year at Indianapolis (12/14)
- Had a season-high three catches and matched a season-high with 25 yards vs. Baltimore (12/21) in Week 16
- Started vs. Jacksonville (12/28) in Week 17 and made one catch for eight yards

### 2013 (Houston 15/8):

- Recorded the first two receptions of his career for 18 yards (9.0 avg.) vs. St. Louis (10/13)
- Made his first career start and saw action on special teams at Kansas City (10/20)



## RYAN GRIFFIN

- Caught the first touchdown reception of his career on a 2-yard pass at Arizona (11/10)
- Inactive due to a concussion vs. Oakland (11/17) in Week 11
- Caught a 37-yard pass in his return to action vs. Jacksonville (11/24) in Week 12
- Recorded a career- and team-high six receptions for 62 yards at Indianapolis (12/15)
- Caught five passes and set a new career high with 66 receiving yards, including a career-long 40-yard reception vs. Denver (12/22) in Week 16


### COLLEGE:

- Played four seasons (2009-12) at the University of Connecticut in Storrs, Conn. after redshirting the 2008 campaign
- Two-time Second-Team All-Big East selection
- Ranked second among tight ends in the Connecticut record books with 10 receiving touchdowns and 116 career receptions
- Played in the Raycom College Football All-Star Classic
- Caught 29 passes for 484 yards and a career-high six touchdown receptions and was named Second Team All-Big East for the second straight season as a senior in 2012
- Second Team All-Big East selection as a junior and had three receiving touchdowns and a two-point conversion for 20 points in 2011
- Played in all 13 games and started eight as a sophomore
- Saw action in 11 games and 10 starts as a freshman, including the Papajohns.com Bowl vs. South Carolina (Jan. 2)
- Redshirted in 2008
- Majored in communications science

### PERSONAL:

- Attended Londonberry (N.H.) High School
- Named first-team all-state by the Nashua Union-Leader and Varsity Magazine
- Carried the ball 95 times for 749 yards and was a team captain as a senior

# RESERVE / INJURED



## BEN HEENEY

INSIDE LINEBACKER | 6-0 | 230 | KANSAS

Hometown: Overland Park, Kan. | 3rd NFL Season | 1st with Texans | Age: 24  
 Acquired: FA-'17 | 2017 GP/GS: 5/0 | Career GP/GS (Playoffs): 24/5 (0/0)  
 Teams: Oakland 2015-16; New Orleans 2017; Houston 2017

# 50

### TRANSACTIONS:

Selected with the fourth pick in the fifth round (140th overall) of the 2015 NFL Draft by the Oakland Raiders...Waived by the Raiders on Sept. 2, 2017...Signed to the Saints practice squad on Sept. 23, 2017...Signed to the Saints active roster on Sept. 27, 2017...Waived by the Saints on Oct. 3, 2017...Claimed off waivers by the Houston Texans on Oct. 4, 2017.

### 2017 (New Orleans 0/0; Houston 5/0):

- Made his Texans debut at Seattle and recorded one special teams tackle (10/29)
- Notched one special teams tackle vs. Arizona (11/19)
- Placed on the Reserve/Injured list on Nov. 29

### 2016 (Oakland 4/2):

- Started the first two games of the season and registered 11 combined tackles
- Appeared in Weeks 3-4 and made two defensive stops, one quarterback hit and two special teams tackles

### 2015 (Oakland 15/3):

- Recorded seven total tackles, his first career sack, a quarterback hit, a tackle for loss and a pass defended at Detroit (11/22)
- Made his first NFL start and recorded 0.5 sacks vs. Kansas City (12/6)
- Produced his second full sack vs. Green Bay (12/20)
- Tallied a career-high seven solo tackles vs. San Diego (12/24)

### COLLEGE:

- Played four seasons (2011-14) at the University of Kansas in Lawrence, Kan.
- Two-time team captain who was a unanimous selection to the 2014 All-Big 12 First Team
- Finished his career with 334 total tackles, 36.0 tackles for loss, 3.5 sacks, four interceptions and three forced fumbles
- Became the highest draft pick out of Kansas since the 2010 NFL Draft

### PERSONAL:

- Attended Hutchinson High School in Hutchinson, Kan.
- Son of Joe and Mitzi Heeney
- Father and two uncles played baseball at Kansas
- Rushed for a school record 333 yards in a high school game

## 2017 STATISTICS

REGULAR SEASON				TACKLES					SACKS		INTERCEPTIONS				FUMBLES				
Date	Opp	GP	GS	Tot	Solo	Asst	QBH	TFL	Sk	Yds	Int	Yds	Lg	TD	PD	FF	FR	Yds	TD
Week 1				NOT ON ROSTER															
Week 2				NOT ON ROSTER															
<b>WITH NEW ORLEANS</b>																			
9/24	at CAR			PRACTICE SQUAD															
10/1	at MIA			INACTIVE															
<b>WITH HOUSTON</b>																			
10/8	KC			INACTIVE															
10/15	CLE			INACTIVE															
10/29	at SEA			INJURED RESERVE															
11/5	IND	1	0	0	0	0	0	0	0.0	0.0	0	0	0	0	0	0	0	0	0
11/12	at LAR	1	0	0	0	0	0	0	0.0	0.0	0	0	0	0	0	0	0	0	0
11/19	ARI	1	0	0	0	0	0	0	0.0	0.0	0	0	0	0	0	0	0	0	0
11/27	at BAL	1	0	0	0	0	0	0	0.0	0.0	0	0	0	0	0	0	0	0	0
12/3	at TEN	-	-	-	-	-	-	-	-	-	-	-	-	-	-	-	-	-	-
12/10	SF	-	-	-	-	-	-	-	-	-	-	-	-	-	-	-	-	-	-
12/17	at JAX	-	-	-	-	-	-	-	-	-	-	-	-	-	-	-	-	-	-
12/25	PIT	-	-	-	-	-	-	-	-	-	-	-	-	-	-	-	-	-	-
12/31	at IND	-	-	-	-	-	-	-	-	-	-	-	-	-	-	-	-	-	-
<b>Totals</b>		<b>5</b>	<b>0</b>	<b>0</b>	<b>0</b>	<b>0</b>	<b>0</b>	<b>0</b>	<b>0.0</b>	<b>0.0</b>	<b>0</b>	<b>0</b>	<b>0</b>	<b>0</b>	<b>0</b>	<b>0</b>	<b>0</b>	<b>0</b>	<b>0</b>

### ADDITIONAL STATISTICS

Special Teams Tackles: 2

## CAREER STATISTICS

REGULAR SEASON				TACKLES					SACKS		INTERCEPTIONS				FUMBLES				
Year	Team	GP	GS	Tot	Solo	Asst	QBH	TFL	Sk	Yds	Int	Yds	Lg	TD	PD	FF	FR	Yds	TD
2015	OAK	15	3	33	27	6	3	5	2.5	17.5	0	0	0	0	1	1	0	0	0
2016	OAK	4	2	13	11	2	1	0	0.0	0.0	0	0	0	0	0	0	0	0	0
2017	NO	0	0	0	0	0	0	0	0.0	0.0	0	0	0	0	0	0	0	0	0
2017	HOU	5	0	0	0	0	0	0	0.0	0.0	0	0	0	0	0	0	0	0	0
<b>Totals</b>		<b>24</b>	<b>5</b>	<b>46</b>	<b>38</b>	<b>8</b>	<b>4</b>	<b>4</b>	<b>2.5</b>	<b>17.5</b>	<b>0</b>	<b>0</b>	<b>0</b>	<b>0</b>	<b>1</b>	<b>1</b>	<b>0</b>	<b>0</b>	<b>0</b>

### ADDITIONAL STATISTICS

Special Teams Tackles: 9

# RESERVE / INJURED



## WHITNEY MERCILUS

(MER-sih-lus)

OUTSIDE LINEBACKER | 6-4 | 260 | ILLINOIS

Hometown: Akron, Ohio | 6th NFL Season | 6th with Texans | Age: 26  
 Acquired: D1-'12 | 2017 GP/GS: 5/5 | Career GP/GS (Playoffs): 83/63 (5/3)  
 Teams: Houston 2012-17

# 59

### TRANSACTIONS:

Selected by the Houston Texans in the first round (26th overall) of the 2012 NFL Draft...Resigned with the Texans on May 5, 2015.

### HONORS:

- Associated Press Second-Team All-Pro (2016)
- AFC Defensive Player of the Month (December 2015)
- AFC Defensive Player of the Week (Week 1, 2016)

### CAREER:

- Owns the third-most sacks in the NFL over the last 25 regular season games with 19.5, trailing only Raiders DE Khalil Mack and Broncos OLB Von Miller
- Ranks third in franchise history with 37.5 sacks
- The franchise postseason sack leader with 6.0
- Became the first player in franchise history and the fifth player in the NFL since 1982 to post two games with 3.5-or-more sacks in a season in 2015
- Tied DE Mario Williams (12.0 in 2008) for the fifth-most sacks in a season in franchise history in 2015
- Has 10 career games with 2.0-or-more sacks
- Tied the franchise rookie record for sacks with 6.0 in 2012
- Has appeared in four career playoff games, totaling 16 tackles (10 solo), 5.0 sacks and one special teams tackle
- Joined Kevin Greene, Terrell Suggs and Von Miller as the only players since 1982 with 5.0 sacks over two playoff games
- Became the first player in franchise history to record multiple sacks in two straight postseason contests, dating back to last season's AFC Wild Card matchup against Kansas City (1/9/16)
- Tied with OLB Brooks Reed and DE J.J. Watt (5.0) for the most career sacks in Texans postseason history and is one tackle for loss shy of Watt's franchise-record seven
- Recorded the most sacks (3.0) in a postseason game in Texans history, while tying for the fourth-most by any NFL player in a playoff contest, vs. Kansas City (1/9/16)

### 2017 (Houston 5/5):

- Recorded five tackles and one tackle-for-loss in the season opener vs. Jacksonville (9/10)
- Finished with six tackles, his first sack of the season and forced one fumble that was returned for a touchdown at New England (9/24)
- Placed on the Reserve/Injured list on Oct. 11

### 2016 (Houston 15/15, 2/2):

- Tied for the league lead with four fumble recoveries and led the team with 7.5 sacks
- Tied for 14th in the NFL with 13 tackles for loss
- Totaled four tackles (two solo), 2.0 sacks and one forced fumble in the season opener vs. Chicago (9/11)
- His strip-sack of Bears QB Jay Cutler gave him 2.0 sacks for the game and his third straight multiple-sack game (including postseason) dating back to Week 17 of the 2015 season, vs. Chicago (9/11)
- Finished with three tackles (one solo), a quarterback hit and notched a fumble recovery after

## 2017 STATISTICS

REGULAR SEASON				TACKLES					SACKS		INTERCEPTIONS					FUMBLES				
Date	Opp	GP	GS	Tot	Solo	Asst	QBH	TFL	Sk	Yds	Int	Yds	Lg	TD	PD	FF	FR	Yds	TD	
9/10	JAX	1	1	4	3	1	0	1	0.0	0.0	0	0	0	0	0	0	0	0	0	0
9/14	at CIN	1	1	0	0	0	0	0	0.0	0.0	0	0	0	0	0	0	0	0	0	0
9/24	at NE	1	1	5	5	0	1	0	1.0	6.0	0	0	0	0	0	1	0	0	0	0
10/1	TEN	1	1	1	1	0	0	0	0.0	0.0	0	0	0	0	0	0	0	0	0	0
10/8	KC	1	1	0	0	0	0	0	0.0	0.0	0	0	0	0	0	0	0	0	0	0
10/15	CLE																			
10/29	at SEA																			
11/5	IND																			
11/12	at LAR																			
11/19	ARI																			
11/27	at BAL																			
12/3	at TEN																			
12/10	SF	-	-	-	-	-	-	-	-	-	-	-	-	-	-	-	-	-	-	-
12/17	at JAX	-	-	-	-	-	-	-	-	-	-	-	-	-	-	-	-	-	-	-
12/25	PIT	-	-	-	-	-	-	-	-	-	-	-	-	-	-	-	-	-	-	-
12/31	at IND	-	-	-	-	-	-	-	-	-	-	-	-	-	-	-	-	-	-	-
<b>Totals</b>		<b>5</b>	<b>5</b>	<b>10</b>	<b>9</b>	<b>1</b>	<b>1</b>	<b>1</b>	<b>1.0</b>	<b>6.0</b>	<b>0</b>	<b>0</b>	<b>0</b>	<b>0</b>	<b>0</b>	<b>1</b>	<b>0</b>	<b>0</b>	<b>0</b>	<b>0</b>

## CAREER STATISTICS

REGULAR SEASON				TACKLES					SACKS		INTERCEPTIONS					FUMBLES				
Year	Team	GP	GS	Tot	Solo	Asst	QBH	TFL	Sk	Yds	Int	Yds	Lg	TD	PD	FF	FR	Yds	TD	
2012	HOU	16	4	18	15	3	7	6	6.0	17.0	0	0	0	0	1	2	1	0	0	0
2013	HOU	16	16	47	33	14	18	6	7.0	36.0	0	0	0	0	0	0	0	0	0	0
2014	HOU	15	13	50	31	19	11	9	5.0	30.0	0	0	0	0	0	2	0	0	0	0
2015	HOU	16	10	50	32	18	16	14	12.0	60.0	0	0	0	0	2	1	2	5	0	0
2016	HOU	15	15	53	36	17	22	13	7.5	56.5	0	0	0	0	1	1	4	7	0	0
2017	HOU	5	5	10	9	1	1	1	1.0	6.0	0	0	0	0	0	1	0	0	0	0
<b>Totals</b>		<b>83</b>	<b>63</b>	<b>228</b>	<b>156</b>	<b>72</b>	<b>75</b>	<b>49</b>	<b>38.5</b>	<b>205.5</b>	<b>0</b>	<b>0</b>	<b>0</b>	<b>0</b>	<b>4</b>	<b>7</b>	<b>7</b>	<b>12</b>	<b>0</b>	<b>0</b>

### ADDITIONAL STATISTICS

Special Teams Tackles (9): 2012 - 7; 2015 - 2 | Postseason Special Teams Tackles (1): 2012 - 1

### CAREER GAME HIGHS

Tackles: 9 vs. PHI, 11/2/14 | QBH: 5 at MIN, 10/9/16 | TFL: 4 vs. TEN, 11/1/15 | Sacks: 3.5, 2x – last: vs. JAX, 1/3/16  
 PD: 1, 3x – last: at BUF 12/6/15 | FF: 1, 6x – last: vs. CHI 9/11/16 | FR: 1, 6x – last: at GB, 12/4/16

- a strip-sack by OLB John Simon on Chiefs QB Alex Smith vs. Kansas City (9/18)
- Finished second on the team and set a season high with seven tackles (five solo), one tackle for loss and one quarterback hit vs. Tennessee (10/2) in Week 4
- Recorded three tackles, 1.5 sacks and set a single-game career-high with five quarterback hits at Minnesota (10/9) in Week 5
- Split a sack with DE Antonio Smith on Vikings QB Sam Bradford in the first quarter and added a full sack one quarter later, also on third down, at Minnesota (10/9)
- Notched six tackles (four solo), 1.0 sack and two tackles for loss vs. Indianapolis (10/16)
- Tied a single-season career-high (two in 2015) with his second fumble recovery of the year and fifth of his career, at Jacksonville (11/13) in Week 10
- Logged four tackles (all solo), including a season-high three for loss, and two quarterback hits vs. San Diego (11/27) in Week 12
- Sacked Packers QB Aaron Rodgers, posted three tackles for loss and set a career high with his third fumble recovery of the season at Green Bay (12/4) in Week 13
- Posted three solo tackles, four quarterback hits, one pass defensed and one fumble recovery at Indianapolis (12/11) in Week 14
- Matched his season high with 2.0 sacks of Bengals QB Andy Dalton, giving him his 10th career game with 2.0-or-more sacks, vs. Cincinnati (12/24) in Week 16

## WHITNEY MERCILUS

- Tied for second on the team with seven tackles (five solo), and recorded three tackles for loss and 2.0 sacks vs. Oakland (1/7/17) in the AFC Wild Card round
- Finished with four tackles, three quarterback hits, one pass defended and 1.0 sack, giving him a franchise-best 6.0 for his postseason career, at New England (1/14/17) in the AFC Divisional round

### 2015 (Houston 16/10, 1/1):

- Posted two tackles and one pass defended vs. Kansas City (9/13)
- Made four tackles (two solo) and one special teams tackle at Carolina (9/20)
- Had two tackles (one solo), one tackle for loss, and one fumble recovery vs. Tampa Bay
- Registered his first 2.0 sacks of the season at Jacksonville (10/18)
- Brought down Jaguars QB Blake Bortles for a 7-yard loss in the second quarter and a 5-yard loss in the fourth quarter at Jacksonville (10/18)
- Posted a career-high 3.5 sacks vs. Tennessee (11/1), which is tied for the second-most in a game in Texans history (LB Connor Barwin, 4.0 at Jacksonville, 11/27/11, and DE Mario Williams, 3.5 vs. Denver, 12/13/07)
- Tied for second on the team with seven tackles (six solo), while adding four tackles for loss and four quarterback hits vs. Tennessee (11/1)
- Recorded his second multiple-sack game of the season and seventh of his career (11/1)
- Sacked QB Zach Mettenberger for a loss of six yards in second quarter vs. Tennessee (11/1)
- Sacked QB Zach Mettenberger for a 7-yard loss in the third quarter vs. Tennessee (11/1)
- Sacked QB Zach Mettenberger for a 6-yard loss in the fourth quarter vs. Tennessee (11/1)
- Split a 9-yard sack in the fourth quarter with DE J.J. Watt vs. Tennessee (11/1)
- Recorded a tackle for loss in the first quarter when he brought down Titans RB Antonio Andrews for a 2-yard loss vs. Tennessee (11/1)
- Finished with five tackles, including three for loss, and a sack at Cincinnati (11/16)
- The three tackles for loss are the second-most he's recorded in a game in his career (11/16)
- Has tallied seven tackles for loss in the last two games (Weeks 8 and 10)
- Registered four tackles (three solo) and one pass defended at Buffalo (12/6), his second of the year and first since Week 1 against Kansas City (9/13)
- Set a single-season career-high in sacks (7.5) after he brought down Patriots QB Tom Brady for a 9-yard loss in the fourth quarter vs. New England (12/13)
- Finished the game with five tackles (three solo) and 1.0 sack vs. New England (12/13)
- Sacked Colts QB Charlie Whitehurst in the fourth quarter at Indianapolis (12/20)
- Tallied five tackles (three solo), 3.5 sacks, three quarterback hits, two tackles for loss, one forced fumble and one fumble recovery vs. Jacksonville (1/3/16)
- Became the first player in franchise history and the fifth player in the NFL since 1982 to post two games with 3.5-or-more sacks in a season
- Passed DE Antonio Smith (27.0) for the third-most career sacks in Texans history
- Eclipsed the 10.0-sack mark for the first time in his career
- Brought down Jaguars QB Blake Bortles for a 6-yard loss in the first quarter (1/3/16)
- Sacked Bortles for a loss of four yards in the second quarter vs. Jacksonville (1/3/16)
- Recorded a sack-forced fumble on Bortles in the third quarter vs. Jacksonville (1/3/16), his fourth strip-sack of his career and first of the season
- Split a sack with OLB John Simon in the fourth quarter (1/3/16) for a loss of one yard
- Finished the year with 50 tackles (32 solo), 12.0 sacks, 16 quarterback hits, 14 tackles for loss, two passes defended, two fumble recoveries and one forced fumble. His sack and tackles for loss totals set single-season career highs, while he tied his personal-best for total tackles
- Tied Mario Williams (12.0 in 2008) for the fifth-most sacks in a season in franchise history
- Named AFC Defensive Player of the Month for December
- Recorded the most sacks (3.0) in a postseason game in Texans history, while tying for the fourth-most by any NFL player, in a playoff contest vs. Kansas City (1/9/16)
- Finished with eight tackles (five solo), 3.0 sacks for a loss of 17 yards and four quarterback hits in Wild Card Game vs. Kansas City (1/9/16)
- Notched his first career sack in the postseason when he brought down Chiefs QB Alex Smith for a 3-yard loss in the first quarter vs. Kansas City (1/9/16). Became the fourth player in franchise history to record a sack in the playoffs
- Sacked Smith for a 4-yard loss in the second quarter of Wild Card Game and became the third player in Texans history with 2.0-or-more sacks in a postseason game
- Brought down Smith for a 10-yard loss in the fourth quarter for his third sack of the day

### 2014 (Houston 15/13):

- Started 13 of 15 games and registered 50 tackles, 5.0 sacks, 11 quarterback hits, nine tackles for loss and two forced fumbles
- Started and recorded a tackle at Oakland (9/14) in Week 2
- Made five tackles at N.Y. Giants (9/21) in Week 3
- Recorded two quarterback hits and made two tackles vs. Buffalo (9/28) in Week 4
- Made five tackles and added a tackle for loss and quarterback hit at Dallas (10/5) in Week 5
- Recorded six tackles, two tackles for loss and a quarterback hit vs. Indianapolis (10/9) in Week 6
- Recorded the fourth multi-sack game of his career at Pittsburgh (10/20). Strip-sacked Ben Roethlisberger in the first quarter and finished the game with five tackles, two tackles for loss, one quarterback hit and one pass defended. Moved into a tie for fifth on the franchise's all-time sack list, matching LB Kailee Wong's (2002-06) 15 career sacks

- Had a multi-sack game for the fifth time in his career and second time this season vs. Philadelphia (11/2) in Week 9. Tied for the team lead with a career-high nine tackles. Set a season high with three quarterback hits and tied a season high with two tackles for loss and set a career best with seven tackles for loss on the season
- Made five tackles vs. Cincinnati (11/23) in Week 12
- Had three tackles and a tackle for loss vs. Tennessee (11/30) in Week 13
- Inactive in Week 15
- Had three tackles and forced his second fumble of the season vs. Baltimore (12/21) in Week 16
- Sacked Jaguars QB Blake Bortles for three yards vs. Jacksonville (12/28) in Week 17. Finished with three tackles and added a tackle for loss and a quarterback hit

### 2013 (Houston 16/16):

- Started all 16 games at weakside linebacker and recorded career-bests of 65 tackles, 7.0 sacks and 18 quarterback hits while tying a career-high with six tackles for loss
- Recorded seven tackles (five solo) and a sack for a loss of six yards at San Diego (9/9)
- Recorded career highs in tackles (eight, four solo) and sacks (2.5) vs. Seattle (9/29)
- Recorded six tackles (three solo) and a sack at San Francisco (10/6)
- Added another sack to go along with four solo tackles vs. Jacksonville (11/24)
- Tied his career-high of 6.0 sacks in a season with a half-sack vs. New England (12/1)
- Set a career high with his seventh sack of the season vs. Denver (12/22)

### 2012 (Houston 16/4, 2/0):

- Tied the Texans rookie record for sacks in a season with 6.0
- Made his Texans and NFL debut at OLB in the season opener vs. Miami (9/9)
- Had a special teams tackle at Jacksonville (9/16) and at N.Y. Jets (10/8)
- Made two special teams tackles at Denver (9/23)
- Had one tackle vs. Green Bay (10/14)
- Registered his first career sack and forced a fumble when he dropped Ravens QB Joe Flacco for a 2-yard loss in the first quarter vs. Baltimore (10/21)
- Recorded two sacks and collected his second career forced fumble vs. Buffalo (11/4)
- Made two tackles (one solo) at Chicago (11/11)
- Collected a season-high four tackles at Detroit (11/22)
- Sacked Titans QB Jake Locker twice for a total loss of 6 yards and recovered a fumble at Tennessee (12/2)
- Sacked Patriots QB Tom Brady for a 7-yard loss in the third quarter at New England (12/10) to give him 6.0 sacks on the season, tying the franchise rookie sack record set by OLB Brooks Reed in 2011
- Recorded four tackles (one solo) vs. Indianapolis (12/16)
- Made his postseason debut in the AFC Wild Card Playoff vs. Cincinnati (1/5/13)
- Made one tackle and one special teams tackle in AFC Divisional Playoff at New England (1/13/13)

### COLLEGE:

- Played three seasons (2009-11) at the University of Illinois in Champaign, Ill. after redshirting the 2008 campaign
- Started 15-of-37 games with the Illini, recording 81 tackles (42 solo) with 18.0 sacks (19 yards), 28 tackles for loss (150 yards), 11 forced fumbles and two fumble recoveries
- Tied for eighth in NCAA FBS history with 11 forced fumbles, which also ranks fifth all-time in the Big Ten Conference and is second on the Illini all-time list (13 by Simeon Rice from 1992-95)
- Set a school and Big Ten single-season record with nine forced fumbles in 2011
- Third on the Illinois single-season tackle for loss chart with 22.5 in 2011
- Earned 2011 All-America and All-Big Ten Conference first-team honors from The NFL Draft Report as the scouting service named him the league's Player of the Year and National Defensive Lineman of the Year
- Mid-season All-America from Phil Steele's College Football and was selected National Defensive Lineman of the Week for his performance vs. Indiana (3.0 sacks) his senior season
- Led the nation in sacks per game (1.23) and fumbles forced per game (0.833) as a senior
- Recorded a career-high 57 tackles (28 solo) with 16.0 sacks (105 yards) to tie the school season-record that was first set by Simeon Rice in 1994
- Played in all 13 games, starting two games at weak-side defensive end his junior season
- Recorded 16 tackles (eight solo) with a 7-yard sack and three tackles for loss in 2010
- Recorded eight tackles (four solo), two assisted sacks and 3.5 tackles for loss in 2009
- Redshirted as a freshman

### PERSONAL:

- Attended Garfield High School in Akron, Ohio
- Played defensive end and tight end and earned Northeast Ohio Inland All-Star team, Cleveland Plain-Dealer Defensive All-Star team and All-District honors after leading the Rams to a 7-3 record in 2007
- A Prep Star All-Region and All-Akron City League choice, he recorded 36 solo tackles with a pair of sacks, six stops behind the line of scrimmage and four fumble recoveries, advancing one 36 yards for a score that year

# RESERVE / INJURED



## BRENNAN SCARLETT

OUTSIDE LINEBACKER | 6-4 | 265 | STANFORD

Hometown: Portland, Ore. | 2nd NFL Season | 2nd with Texans | Age: 23  
 Acquired: CFA-'16 | 2017 GP/GS: 11/5 | Career GP/GS (Playoffs): 18/5 (2/0)  
 Teams: Houston 2016-17

# 57

### TRANSACTIONS:

Signed by the Houston Texans as a college free agent on May 5, 2016.

### 2017 (Houston 11/5):

- Made one tackle on the defensive and special teams units vs. Tennessee (10/1)
- Tied a career-best with four total tackles and set career-highs with three solo stops and one tackle for loss vs. Kansas City (10/8)
- Notched his first career start and produced four tackles vs. Cleveland (10/15)
- Started his second consecutive game and recorded the first pass defended of his career at Seattle (10/29)
- Made his third consecutive start at SLB and posted a career-best four solo tackles with his first tackle for loss of the season vs. Indianapolis (11/5)
- Tallied four tackles, two quarterback hits, three tackles for loss and the first two sacks of his career on the same drive at the Los Angeles Rams (11/12). He joined OLB/DE Jadeveon Clowney, ILB Benardrick McKinney and S Eddie Pleasant as the fourth Texan to record 2.0-or-more sacks in a game this season
- Finished with two tackles in his fifth straight start vs. Arizona (11/19)
- Tied a career-high with four total tackles and logged his second career game of multiple tackles for loss at Baltimore (11/27)

### 2016 (Houston 7/0, 2/0):

- Inactive for the season opener vs. Chicago (9/11)
- Made his NFL debut and contributed with one special teams tackle vs. Kansas City (9/18)
- Saw his first action on defense and recorded one tackle at New England (9/22) in Week 3
- Played exclusively on special teams vs. Tennessee (10/2) in Week 4
- Tied for the team lead with a career-high two special teams tackles at Minnesota (10/9) in Week 5
- Placed on the Reserve/Injured List on Oct. 19
- Activated from the Reserve/Injured; Designated for Return List on Dec. 17
- Played in his first game since Week 6 and tallied a career-high four tackles (one solo) vs. Jacksonville (12/18) in Week 15
- Inactive for Week 16 vs. Cincinnati (12/24)
- Tied a single-game career high with four tackles, including his first career tackle for loss, at Tennessee (1/1/17) in Week 17
- Played as a reserve linebacker and contributed on special teams in both postseason contests

### COLLEGE:

- Played one season (2015) at Stanford (Calif.) University after transferring from the University of California, Berkeley, where he played three seasons (2011-12; 14)
- His first roommate at California was Texans TE Stephen Anderson
- Redshirted the 2013 campaign at California
- Played in 17 games with 14 starts over four seasons with Cal but missed the entire 2013 campaign and significant portions of the 2011 and 2014 seasons due to injury
- Registered career totals of 54 tackles, 9.0 tackles for loss (42 yards), 4.5 sacks (34 yards), three pass breakups, three forced fumbles and six quarterback hurries with the Golden Bears
- Led the Cardinal to a Rose Bowl victory over Iowa in January 2016 in his lone season with the program

## 2017 STATISTICS

REGULAR SEASON				TACKLES					SACKS		INTERCEPTIONS				FUMBLES					
Date	Opp	GP	GS	Tot	Solo	Asst	QBH	TFL	Sk	Yds	Int	Yds	Lg	TD	PD	FF	FR	Yds	TD	
9/10	JAX	1	0	1	1	0	0	0	0.0	0.0	0	0	0	0	0	0	0	0	0	0
9/14	at CIN	1	0	0	0	0	0	0	0.0	0.0	0	0	0	0	0	0	0	0	0	0
9/24	at NE	1	0	1	1	0	0	0	0.0	0.0	0	0	0	0	0	0	0	0	0	0
10/1	TEN	1	0	1	1	0	0	0	0.0	0.0	0	0	0	0	0	0	0	0	0	0
10/8	KC	1	0	4	3	1	1	0	0.0	0.0	0	0	0	0	0	0	0	0	0	0
10/15	CLE	1	1	4	1	3	0	0	0.0	0.0	0	0	0	0	0	0	0	0	0	0
10/29	at SEA	1	1	1	0	1	0	0	0.0	0.0	0	0	0	0	1	0	0	0	0	0
11/5	IND	1	1	4	4	0	0	1	0.0	0.0	0	0	0	0	1	0	0	0	0	0
11/12	at LAR	1	1	4	4	0	2	3	2.0	11.0	0	0	0	0	0	0	0	0	0	0
11/19	ARI	1	1	2	0	2	0	0	0.0	0.0	0	0	0	0	0	0	0	0	0	0
11/27	at BAL	1	0	4	4	0	0	2	0.0	0.0	0	0	0	0	0	0	0	0	0	0
12/3	at TEN	-	-	-	-	-	-	-	-	-	-	-	-	-	-	-	-	-	-	-
12/10	SF	-	-	-	-	-	-	-	-	-	-	-	-	-	-	-	-	-	-	-
12/17	at JAX	-	-	-	-	-	-	-	-	-	-	-	-	-	-	-	-	-	-	-
12/25	PIT	-	-	-	-	-	-	-	-	-	-	-	-	-	-	-	-	-	-	-
12/31	at IND	-	-	-	-	-	-	-	-	-	-	-	-	-	-	-	-	-	-	-
<b>Totals</b>		<b>11</b>	<b>5</b>	<b>26</b>	<b>19</b>	<b>7</b>	<b>3</b>	<b>6</b>	<b>2.0</b>	<b>11.0</b>	<b>0</b>	<b>0</b>	<b>0</b>	<b>0</b>	<b>1</b>	<b>0</b>	<b>0</b>	<b>0</b>	<b>0</b>	<b>0</b>

### ADDITIONAL STATISTICS

Special Teams Tackles: 3

## CAREER STATISTICS

REGULAR SEASON				TACKLES					SACKS		INTERCEPTIONS				FUMBLES					
Year	Team	GP	GS	Tot	Solo	Asst	QBH	TFL	Sk	Yds	Int	Yds	Lg	TD	PD	FF	FR	Yds	TD	
2016	HOU	7	0	10	3	7	0	1	0.0	0.0	0	0	0	0	0	0	0	0	0	0
2017	HOU	11	5	26	19	7	3	6	2.0	11.0	0	0	0	0	1	0	0	0	0	0
<b>Totals</b>		<b>18</b>	<b>5</b>	<b>36</b>	<b>22</b>	<b>14</b>	<b>3</b>	<b>7</b>	<b>2.0</b>	<b>11.0</b>	<b>0</b>	<b>0</b>	<b>0</b>	<b>0</b>	<b>1</b>	<b>0</b>	<b>0</b>	<b>0</b>	<b>0</b>	<b>0</b>

POSTSEASON				TACKLES					SACKS		INTERCEPTIONS				FUMBLES					
Year	Team	GP	GS	Tot	Solo	Asst	QBH	TFL	Sk	Yds	Int	Yds	Lg	TD	PD	FF	FR	Yds	TD	
2016	HOU	2	0	0	0	0	0	0	0	0	0	0	0	0	0	0	0	0	0	0
<b>Totals</b>		<b>2</b>	<b>0</b>	<b>0</b>	<b>0</b>	<b>0</b>	<b>0</b>	<b>0</b>	<b>0</b>	<b>0</b>	<b>0</b>	<b>0</b>	<b>0</b>	<b>0</b>	<b>0</b>	<b>0</b>	<b>0</b>	<b>0</b>	<b>0</b>	<b>0</b>


### ADDITIONAL STATISTICS

Special Teams Tackles: 3 | Postseason Special Teams Tackles: 1

- Joined Stanford as the program's first-ever graduate transfer
- That season, earned All-Pac-12 honorable mention after playing in 14 games and compiling 37 tackles, 8.0 tackles for loss, 5.5 sacks and two pass breakups

### PERSONAL:

- Prepped at Central Catholic High School in Portland, Ore.
- Earned varsity letters in football, swimming and track and field
- 2010 U.S. Army All-American Bowl
- 2010 PrepStar All-America
- 2010 SuperPrep All-America
- 31 tackles in first two games of senior season
- 59 tackles, 6.0 sacks, one interception and three forced fumbles as a junior
- 43 tackles, 4.0 sacks and three forced fumbles as a sophomore
- National Federation of High School Awards for Excellence
- Multnomah Athletic Club Scholar Student Award
- Full name is Brennan William Scarlett
- Son of Paul and Suzy Scarlett
- Father ran track at BYU
- Two siblings, Cam and Isabella
- Grandfather, great-grandfather, uncle and multiple cousins attended Stanford
- Maternal grandfather, John Evans, was governor of Idaho from 1977-87
- Graduated from Cal's prestigious Haas School of Business in May of 2015 with a bachelor's degree in business administration



## DESHAUN WATSON

QUARTERBACK | 6-3 | 215 | CLEMSON

Hometown: Gainesville, Ga. | Rookie | Age: 22  
 Acquired: D1-'17 | 2017 GP/GS: 7/6 | Career GP/GS (Playoffs): 7/6 (0/0)  
 Teams: Houston 2017

# 4

### TRANSACTIONS:

Selected by the Houston Texans with the 12th pick in the first round (12th overall) of the 2017 NFL Draft.

### HONORS:

- AFC Offensive Player of the Week (Week 4, 2017)
- AFC Offensive Player of the Month (October 2017)
- NFL Offensive Rookie of the Month (October 2017)

### 2017 (Houston 7/6)

- Played in the second half of the season opener vs. Jacksonville (9/10). Threw for a touchdown on the first drive of his NFL career.
- Made his first career start at Cincinnati and recorded the longest rush ever by a Texans quarterback (49-yards), compiled the most rushing yards ever by a Texans quarterback (67), became the first quarterback to score touchdowns in his first two games with the Texans and led the team in both rushing and passing (9/14)
- Became the first quarterback in franchise history and fourth rookie since 2000 to record 300-plus passing yards and 40-plus rushing yards in a single game at New England (9/24). Watson's 301 passing yards established a Texans single-game rookie record and he became the first rookie quarterback to throw for 300-plus yards against the defending Super Bowl champions since Cam Newton did so against the Green Bay Packers in 2011. Recorded his first multi-touchdown game and guided the Texans to their most points (30) since Week 16 of the 2015 season. Watson and RB D'Onta Foreman have combined for 664 yards passing and rushing through the first three games of the season, the most by a rookie combination in franchise history and second most among rookie combinations in the NFL
- Completed 25-of-34 passes (73.5%) for 283 yards and four touchdowns and added 24 yards and one score on the ground vs. Tennessee (10/1). With his performance, Watson tied the all-time rookie quarterback record with five touchdowns in the game and became the first quarterback to throw for four touchdowns and run for one since Fran Tarkenton in 1961. Watson became the only rookie in NFL history with seven-or-more passing touchdowns and two-or-more rushing touchdowns in his team's first four games of a season, became the first rookie quarterback in team history with three-or-more touchdown passes in a game and led the Texans to a team-record 57 points
- Completed 16-of-31 passes for 261 yards and five touchdowns and added 31 rushing yards vs. Kansas City (10/8). With his Week Five performance, Watson becomes the first rookie quarterback in NFL history to produce five-or-more touchdowns in consecutive games and became the second rookie quarterback to throw for four-or-more touchdowns in back-to-back games. Watson also became the first rookie quarterback to throw for 260 yards and rush for 20 yards in three consecutive games and became the first rookie quarterback to total 12 touchdowns in his first five games
- Threw for 225 yards and three touchdowns and added 23 rushing yards vs. Cleveland (10/15). His 15 passing touchdowns are the most by a rookie in his first six games and tie the NFL record for most passing touchdowns for a quarterback through his first six career games. Became the first rookie since the merger to throw for three-or-more touchdown passes in three consecutive games and became the first rookie in NFL history with 225-or-more passing yards and 20-or-more rushing yards in four consecutive games. With the performance, Watson passed Ryan Mallet (1,170) for the ninth-most passing yards in Texans history, Ryan Fitzpatrick (184) for the third-most rushing yards by a quarterback in franchise history and tied Brock Osweiler (15) for the sixth-most passing touchdowns in team history
- Tallied 402 passing yards with four touchdowns and added 67 rushing yards on eight carries at Seattle (10/29). He became the first quarterback in NFL history with 400-or-more passing yards, four-or-more passing touchdowns and 50-or-more rushing yards in a single game while also passing Kurt Warner for the most passing touchdowns (18) through a player's first seven career games in NFL history. His 18 passing touchdowns in his past five games are the most by a rookie over any five-game span in NFL history. Watson became the fifth quarterback and first rookie in NFL history to have a five-game stretch of 225-or-more passing yards and 20-or-more rushing yards, joining Andrew Luck (2015-16), Aaron Rodgers (2016), Daunte Culpepper (2004) and Randall Cunningham (1990). His four

## 2017 STATISTICS

REGULAR SEASON														PASSING					RUSHING				
Date	Opp	GP	GS	Att	Cmp	Pct	Yds	Yd/A	TD	Int	Lg	Sack	Lost	Rate	Att	Yds	Avg	Lg	TD				
9/10	JAX	1	0	23	12	52.2	102	4.4	1	1	26	4.0	21.0	60.4	2	16	8.0	9	0				
9/14	at CIN	1	1	24	15	62.5	125	5.2	0	0	25	3.0	27.0	75.9	5	67	12.5	49t	1				
9/24	at NE	1	1	33	22	66.7	301	9.1	2	2	35	2.0	9.0	90.6	8	41	5.1	7	0				
10/1	TEN	1	1	34	25	73.5	283	8.3	4	1	35	1.0	3.0	125.0	4	24	6.0	10	1				
10/8	KC	1	1	31	16	51.6	261	8.4	5	0	48t	3.0	13.0	119.8	3	31	10.3	16	0				
10/15	CLE	1	1	29	17	58.6	225	7.7	3	1	39t	1.0	8.0	103.4	6	23	3.8	9	0				
10/29	at SEA	1	1	30	19	63.3	402	13.4	4	3	72t	5.0	35.0	106.9	8	67	8.4	18	0				
11/5	IND																						
11/12	at LAR																						
11/19	ARI																						
11/27	at BAL																						
12/3	at TEN																						
12/10	SF	-	-	-	-	-	-	-	-	-	-	-	-	-	-	-	-	-	-	-			
12/17	at JAX	-	-	-	-	-	-	-	-	-	-	-	-	-	-	-	-	-	-	-			
12/25	PIT	-	-	-	-	-	-	-	-	-	-	-	-	-	-	-	-	-	-	-			
12/31	at IND	-	-	-	-	-	-	-	-	-	-	-	-	-	-	-	-	-	-	-			
<b>Totals</b>		<b>7</b>	<b>6</b>	<b>204</b>	<b>126</b>	<b>61.8</b>	<b>1,699</b>	<b>8.3</b>	<b>19</b>	<b>8</b>	<b>72t</b>	<b>19.0</b>	<b>116.0</b>	<b>103.0</b>	<b>36</b>	<b>269</b>	<b>7.5</b>	<b>49t</b>	<b>2</b>				

- passing touchdowns tie Peyton Manning, Marcus Mariota and Dak Prescott for the most games (four) of three-or-more passing touchdowns by a rookie in NFL history
- Placed on the Reserve/Injured list on Nov. 3

### CAREER AT CLEMSON:

- Played three seasons (2014-16) at Clemson (S.C.) University
- Put up record numbers and guided Clemson to consecutive College Football Playoff appearances, with the school's second National Championship in 2016
- Led Clemson to 28 wins over his final two seasons and compiled a 32-3 record as a starter, which was the best winning percentage in school history for a quarterback
- Two-time Heisman Trophy finalist; finished third in the 2015 balloting with 148 first-place votes and second in 2016 with 269 first-place votes
- The first ACC player to finish in the top three of the voting on multiple occasions
- Two-time recipient of the Davey O'Brien Award, one of only four quarterbacks who can make that claim, and the first since Oklahoma's Jason White in 2003,04 ... also two-time winner of the Manning Award
- Finished third in ACC history in total offense (12,094), behind only NC State's Philip Rivers and Tajh Boyd
- Threw for 10,163 yards and 90 career touchdowns
- Tops in Clemson history in career completion percentage (.674), passing efficiency (157.5) and total offense per game (318.3)
- In his career in the fourth quarter, passed for 16 touchdowns with only two interceptions

### HONORS:

- CFP National Champion (2016)
- National Championship Game Most Valuable Offensive Player (2016)
- Fiesta Bowl Most Valuable Offensive Player (2016)
- Capital One Orange Bowl Offensive Most Valuable Player (2015)
- Scout.com National Player of the Year (2016)
- First-team All-American by AFCA, Associated Press, CBS Sports, ESPN.com, Football Writers Association and USA Today (2015)
- ACC Player of the Year (2015)
- ACC Championship Game Most Valuable Player (2015)
- Second-team All-American by AFCA and Associated Press (2016)
- Second-team All-American by Sporting News, Sports Illustrated and Walter Camp (2015, 2016)
- One of four quarterbacks to win the Davey O'Brien Award twice (2015, 2016)
- Manning Award (2015, 2016)
- All-ACC Academic Team (2015, 2016)
- Johnny Unitas Award (2016)
- Bobby Bowden Award (2016)
- Walter Camp Player of the Year finalist (2015, 2016)
- Maxwell Award semi-finalist (2016)
- Maxwell Award finalist (2015)

## DESHAUN WATSON

- Heisman Trophy Finalist (3rd - 2015, 2nd - 2016)

### 2016 (Clemson):

- Turned in one of the most decorated seasons in college football history, including being named a Heisman finalist and National Championship Game Most Valuable Offensive Player after leading Clemson to its second National Championship
- Set Clemson records by throwing for 4,593 yards and 41 touchdowns
- Completed 67 percent of his passes and accounted for 5,219 yards of total offense, 10 more than his total from the 2015 season
- Accounted for 50 touchdowns in all, with nine rushing scores
- Completed 75.5 percent of his passes in November, with 12 touchdowns against four interceptions for a passing efficiency of over 168
- Earned Davey O'Brien Award Quarterback of the Week, Walter Camp Player of the Week and ACC Offensive Back of the Week honors vs. Louisville (10/1) after tossing five touchdown passes in dramatic win
- Led the Tigers to come-from-behind win at Florida State, making him the first Clemson quarterback to defeat Florida State in consecutive tries
- Set ACC record with 580 passing yards in defeat vs. Pittsburgh (11/12), in which he was 52-70 for a 74 percent completion rate against the Panthers
- ACC Offensive Back of the Week and Manning Award Star of the Week following six-touchdown performance vs. South Carolina (11/26)
- Posted 463 yards of total offense and four total touchdowns to lead Tigers to dramatic 35-31 win over Alabama in the National Championship Game (1/9/17)
- Provided winning score with touchdown toss to WR Hunter Renfrow with one second remaining

### 2015 (Clemson):

- Became Clemson's first winner of the prestigious Davey O'Brien and Manning Awards
- First player in FBS history with at least 4,000 passing yards and 1,000 rushing yards in a season
- Finished fifth nationally in completion percentage away from home (67.9) and fifth in overall completion percentage (67.8)
- Third nationally among quarterbacks with 1,105 rushing yards
- One of two Tiger quarterbacks to rush for 1,000 yards in a season
- Broke QB Tajh Boyd's single-season school record for total offense (5,209)
- A clutch player, he was 53-of-74 (71.6%) for 652 yards and four touchdowns in the fourth quarter on the season
- Threw for season-high 420 yards and accounted for all four touchdowns in win vs. Boston College (10/17) and its No. 1 ranked defense
- Walter Camp Foundation Offensive Player-of-the-Week after compiling 437 yards of total offense and accounting for six touchdowns (five passing, one rushing) at NC State (10/31)
- Produced ACC Championship Game records with 420 yards of offense and five total touchdowns (three passing, two rushing), leading the Tigers to their 15th title in a the 45-37 win over North Carolina (12/5)
- His yardage total marked the most total offense by any FBS player in a conference title game
- Set National Championship Game record with 478 yards of total offense, including a passing total of 405 yards and four touchdowns vs. Alabama (1/11/17)

### 2014 (Clemson):

- Completed 93-of-137 passes for 1,466 yards and 14 touchdowns against only two interceptions in 330 snaps over eight games (five starts)
- Completed 67.9 percent of his passes and had a 188.6 pass efficiency rating (best nationally among players with 125 attempts)
- Tallied 200 yards and five touchdowns on 63 carries
- Set school records for passing yards, passing touchdowns, passing efficiency, completion percentage and total offense by a freshman
- Made his collegiate debut at No. 12 Georgia Tech (9/30) and completed 2-of-4 passes for 59 yards and one touchdown against no interceptions
- Named ACC Rookie of the Week after going 19-for-28 for 266 yards along with 30 yards and a touchdown on 12 carries at No. 1 Florida State (9/20)
- Set 12 school records in his first career start in which he completed 27-of-36 for 435 yards and a school-record six touchdowns along with 28 rushing yards against North Carolina (9/27)

### PERSONAL:

- Four-year starter at Gainesville (Ga.) High School
- Set state career records for total offense yards (17,134) and total touchdowns (218)
- Notched 13,077 passing yards and 155 touchdowns along with 4,057 rushing yards and 63 touchdowns in his career
- Set the state career records for passing touchdowns and total offense yards by the end of his junior season
- Named state player of the year as a sophomore, junior and senior, and earned Gatorade Player of the Year honors in Georgia as a senior
- Amassed 4,431 passing yards and 57 touchdowns against only five interceptions along with 1,057 rushing yards and 14 touchdowns as a senior

- Logged 5,700 total offense yards and 64 touchdowns, including 4,024 passing yards and 50 touchdowns, as a junior
- No. 16 player and No. 1 dual-threat quarterback in the nation by ESPN
- No. 31 player and No. 1 dual-threat quarterback in the nation and No. 2 player in Georgia by Rivals.com
- Selected to play in the U.S. Army All-American Game and Under Armour All-American Game
- Earned undergraduate degree in communication in December 2016

# RESERVE / INJURED



## J.J. WATT

DEFENSIVE END | 6-5 | 290 | WISCONSIN

Hometown: Pewaukee, Wis. | 7th NFL Season | 7th with Texans | Age: 28

Acquired: D1-'11 | 2017 GP/GS: 5/5 | Career GP/GS: 88/88 (5/5)

Teams: Houston 2011-17

# 99

### TRANSACTIONS:

Selected by the Houston Texans with the 11th pick in the first round (11th overall) of the 2011 NFL Draft...Signed a contract extension with the Texans on Sept. 2, 2014.

### HONORS:

- Three-time Associated Press and PFWA NFL Defensive Player of the Year (2012, 2014, 2015)
- Four-time Associated Press First-Team All-Pro (2012-15)
- Four-time Pro Bowl selection (2012-15) and 2014 Pro Bowl Captain
- NFL 101 AFC Defensive Player of the Year (2012, 2014, 2015)
- Pro Football Weekly/PFWA Defensive Most Valuable Player (2012, 2014, 2015)
- Four-time PFW First-Team All-Pro (2012-15)
- Six-time AFC Defensive Player of the Week (Week 2, 2012; Week 15, 2012; Week 4, 2014; Week 11, 2014; Week 11, 2015; Week 17, 2015) - second-most all-time
- Five-time AFC Defensive Player of the Month (September, 2012; December, 2012; September, 2014; December, 2014; November, 2015)
- USA Football All-Fundamentals Team (2012)
- Houston Texans Rookie of the Year (2011)
- Pro Football Weekly/PFWA All-Rookie Team (2011)
- USA Today All-Joe Team (2011)
- Two-time NFL sack leader (2012, 2015)
- 2014 Bert Bell Award winner

### CAREER:

- 2011 first-round draft choice who started the first 83 games in his career, which was tied for the longest active streak among NFL defensive ends
- Has recorded 76.0 sacks, 13 fumble recoveries, 15 forced fumbles and 47 passes defensed in his career
- Passed Derrick Thomas (66.0) for the second-most career sacks in a player's first five seasons in NFL history
- In his 75th career game, became the second-fastest player in NFL history to reach 70.0 sacks (Reggie White, 57 games)
- Became the second-fastest player in NFL history to reach 75.0 career sacks, as he did so in his 82nd career game. Hall of Fame DE Reggie White accomplished the feat in his 65th career game
- Recorded his third career 15.0-sack season (2012, 2014, 2015), which is tied for the second-most in the NFL since 1982. Reggie White is the only other player to notch three 15.0-sack seasons in his first five years in the league
- Leads the NFL with 214 quarterback hits and 133 tackles for loss and ranks first in the NFL in sacks since entering the league in 2011
- Has 21 career games with 2.0-or-more sacks, the second-most of any player in his first five seasons in NFL history
- Has five games with 3.0-or-more sacks in his career
- Notched his fourth straight season with 10.0-or-more sacks in 2015, which is the longest active streak in the NFL
- The first Texan with four seasons (2012-15) of 10.0-or-more sacks in his career (no other

## 2017 STATISTICS

REGULAR SEASON				TACKLES					SACKS		INTERCEPTIONS					FUMBLES				
Date	Opp	GP	GS	Tot	Solo	Asst	QBH	TFL	Sk	Yds	Int	Yds	Lg	TD	PD	FF	FR	Yds	TD	
9/10	JAX	1	1	1	1	0	1	0	0.0	0.0	0	0	0	0	0	0	0	0	0	0
9/14	at CIN	1	1	6	5	1	1	0	0.0	0.0	0	0	0	0	1	0	0	0	0	0
9/24	at NE	1	1	6	5	1	2	3	0.0	0.0	0	0	0	0	0	0	0	0	0	0
10/1	TEN	1	1	0	0	0	1	0	0.0	0.0	0	0	0	0	1	0	0	0	0	0
10/8	KC	1	1	2	0	2	0	0	0.0	0.0	0	0	0	0	0	0	0	0	0	0
10/15	CLE			INJURED RESERVE																
10/29	at SEA			INJURED RESERVE																
11/5	IND			INJURED RESERVE																
11/12	at LAR			INJURED RESERVE																
11/19	ARI			INJURED RESERVE																
11/27	at BAL			INJURED RESERVE																
12/3	at TEN			INJURED RESERVE																
12/10	SF	-	-	-	-	-	-	-	-	-	-	-	-	-	-	-	-	-	-	-
12/17	at JAX	-	-	-	-	-	-	-	-	-	-	-	-	-	-	-	-	-	-	-
12/25	PIT	-	-	-	-	-	-	-	-	-	-	-	-	-	-	-	-	-	-	-
12/31	at IND	-	-	-	-	-	-	-	-	-	-	-	-	-	-	-	-	-	-	-
<b>Totals</b>		<b>5</b>	<b>5</b>	<b>15</b>	<b>11</b>	<b>4</b>	<b>5</b>	<b>3</b>	<b>0.0</b>	<b>0.0</b>	<b>0</b>	<b>0</b>	<b>0</b>	<b>0</b>	<b>2</b>	<b>0</b>	<b>0</b>	<b>0</b>	<b>0</b>	<b>0</b>

## CAREER STATISTICS

REGULAR SEASON				TACKLES					SACKS		INTERCEPTIONS					FUMBLES			
Year	Team	GP	GS	Tot	Solo	Asst	QBH	TFL	Sk	Yds	Int	Yds	Lg	TD	PD	FF	FR	Yds	TD
2011	HOU	16	16	56	49	7	19	13	5.5	47.5	0	0	0	0	4	0	2	2	0
2012	HOU	16	16	81	69	12	43	39	20.5	138.5	0	0	0	0	16	4	2	7	0
2013	HOU	16	16	80	65	15	46	22	10.5	70.5	0	0	0	0	7	4	2	0	0
2014	HOU	16	16	78	59	19	51	29	20.5	140.0	1	80	80t	1	10	4	5	59	1
2015	HOU	16	16	76	57	19	50	29	17.5	117.5	0	0	0	0	8	3	1	0	0
2016	HOU	3	3	8	1	7	5	1	1.5	5.0	0	0	0	0	0	0	1	0	0
2017	HOU	5	5	15	11	4	5	3	0.0	0.0	0	0	0	0	2	0	0	0	0
<b>Totals</b>		<b>88</b>	<b>88</b>	<b>394</b>	<b>311</b>	<b>83</b>	<b>219</b>	<b>136</b>	<b>76.0</b>	<b>519.0</b>	<b>1</b>	<b>80</b>	<b>80t</b>	<b>1</b>	<b>47</b>	<b>15</b>	<b>13</b>	<b>68</b>	<b>1</b>

### ADDITIONAL REGULAR SEASON STATISTICS

**Blocked Kicks (4):** 22-yard FG attempt by Dan Carpenter vs. Miami, 9/18/11; 42-yard attempt by Adam Vinatieri vs. Indianapolis, 11/3/13; 49-yard attempt by Josh Scobee vs. Jacksonville, 11/24/13; PAT attempt by Kai Forbath vs. Washington, 9/7/14

**Receiving Touchdowns (3):** 1-yard reception from Ryan Fitzpatrick at Oakland, 9/14/14; 2-yard reception from Ryan Mallett at Cleveland, 11/16/14; 1-yard reception from Ryan Fitzpatrick vs. Tennessee, 11/30/14

### ADDITIONAL POSTSEASON STATISTICS

**Touchdowns:** Intercepted a pass in the second quarter and returned it 29 yards for a touchdown in 2011 Wild Card vs. Cincinnati (1/7/12)

**Offensive Stats:** Had one rushing attempt for a loss of one yard in AFC Wild Card game vs. Kansas City (1/9/16)

### CAREER GAME HIGHS

**Tackles:** 10 vs. IND, 12/16/12 | **Sacks:** 3.0, 5x – last: vs. JAX, 1/3/16 | **TFL:** 6, 2x – last: vs. KC, 9/13/15 | **QBH:** 10 vs. TEN, 11/1/15 | **PD:** 3, 4x – last: vs. IND, 10/9/14 | **FF:** 2 at ARI, 11/10/13 | **FR:** 2 at ARI, 11/10/13 | **Blocked FG:** 1, 4x – last: vs. WAS, 9/7/14

player in franchise history has three)

- The second Texan with 50 sacks in a career (Mario Williams, 53)
- Ranks first in franchise history with 76.0 sacks
- Owns the three highest single-season sack totals in team history (2012, 2014, 2015)
- Posted 50-or-more quarterback hits in two straight seasons (2014-15)
- Has blocked four kicks in his career, including a franchise-record two in 2013
- One of two players to record 10 sacks and 10 passes defensed in two different seasons since 1991 (Jason Taylor)
- Posted his fourth straight season (2012-15) with 40-or-more quarterback hits and reached 200 career quarterback hits. His last four seasons are currently the top four single-season



## J.J. WATT

quarterback hit totals since 2006

- His 36.5 sacks through his first three seasons were the seventh-most in NFL history for a player through their first three seasons
- Became first player in NFL history with 14 passes defended and 14 sacks in the same season in 2012
- His 36.5 combined sacks and passes defended in 2012 were the most by a player since 1991, when passes defended became an official statistic
- Emerged on the national scene in the playoffs following the 2011 season with 3.5 sacks and an interception return for a touchdown in the postseason

### 2017 (Houston 5/5):

- Started in his return to the field and recorded one tackle and one quarterback hit vs. Jacksonville (9/10)
- Recorded six combined tackles with five solo stops, one quarterback hit and one pass defended at Cincinnati (9/14)
- Tallied six tackles for the second consecutive game and recorded two quarterback hits and three tackles for loss at New England (9/24)
- Moved into a tie for fifth in team history with 47 career passes defended vs. Tennessee (10/1)
- Made a pair of tackles vs. Kansas City (10/8)
- Placed on the Reserve/Injured list on Oct. 11

### 2016 (Houston 3/3, 0/0):

- Spent the entire preseason on the Active/Physically Unable to Perform List
- Moved from the Active/Physically Unable to Perform List to the active roster on Sept. 3
- Tied for the team lead with three quarterback hits in the season opener vs. Chicago (9/11)
- Finished with five tackles, 1.5 sacks, two quarterback hits, one tackle for loss and one fumble recovery vs. Kansas City (9/18)
- Recorded a sack in his third straight regular season game against Kansas City, dating back to Oct. 20, 2013, when he brought down Chiefs QB Alex Smith for a 4-yard loss (9/18)
- Registered two tackles at New England (9/22) in Week 3
- Placed on the Reserve/Injured List on Sept. 28, breaking a streak of 83 consecutive starts since entering the NFL

### 2015 (Houston 16/16, 1/1):

- Finished with nine tackles (all solo), including six for a loss and 2.0 sacks vs. Kansas City (9/13)
- His six tackles for loss tied a single-game career-high (vs. Indianapolis, 12/16/12)
- His 2.0 sacks tied for the most in a season opener in franchise history (Mario Williams, three times, last vs. Indianapolis, 9/11/11)
- Registered his 58th career sack in the second quarter when he brought down Chiefs QB Alex Smith for a 9-yard loss
- Made his 59th career sack in the third quarter, bringing down Smith for a 1-yard loss
- Became the eighth player in team history to record 300 career tackles (304)
- Posted a sack in the fourth straight home opener (2012-15) of his career
- Recorded a sack in his sixth straight game dating back to 2014, which surpassed his previous career long of five games (Weeks 6-11, 2014)
- Notched his second straight multiple-sack game dating back to 2014, which is the second-longest streak of his career (three games, Weeks 13-15, 2014)
- Recorded his 60th career sack in his 66th career game, which is the second-fastest in NFL history behind only Reggie White who accomplished the feat in his 47th game (9/20)
- Had a streak of seven consecutive games with a sack (9/20)
- Contributed with five tackles (four solo), 1.0 sack, one tackle for loss, two passes defended and two quarterback hits at Carolina (9/20)
- Tied for second on the team with five tackles (two solo). Also added one tackle for loss and a team-leading three quarterback hits vs. Tampa Bay (9/27). It marked his eighth consecutive game with multiple quarterback hits
- Registered a pass defended and sack on back-to-back plays in the second quarter. Tallied two passes defended in the first half at Atlanta (10/4)
- Finished the game with four tackles (three solo), three tackles for loss, two passes defended and a sack at Atlanta (10/4)
- Contributed with two tackles and a quarterback hit vs. Indianapolis (10/8)
- Tallied his fifth pass defended of the season and 42nd of his career in the third quarter at Jacksonville (10/18)
- Added two solo tackles and one quarterback hit in the game at Jacksonville (10/18)
- Finished second on the team with seven tackles (six solo) and recorded 2.0 sacks, four quarterback hits and three tackles for loss at Miami (10/25)
- Set a single-game career high with 10 quarterback hits vs. Tennessee (11/1)
- Finished the game with five tackles (three solo), 10 quarterback hits, 2.5 sacks, one tackle for loss and one forced fumble vs. Tennessee (11/1)
- Through eight games in 2015, had more tackles (40), sacks (8.5), quarterback hits (25) and tackles for loss (15) than he did through as many games in 2014, when he was named Associated Press Defensive Player of the Year
- Picked up his first sack of the game when he took down Titans QB Zach Mettenberger for an 8-yard loss on the final play of the third quarter vs. Tennessee (11/1)
- Recorded his first strip-sack of the season when he brought down Titans QB Zach

Mettenberger for a 4-yard loss in the fourth quarter and DE Jared Crick recovered the fumble on the Titans' 10-yard line (11/1)

- Split a 9-yard sack of Mettenberger in the fourth quarter (11/1) with OLB Whitney Mercilus, bringing his game total to 2.5
- Passed Derrick Thomas (66.0) for the second-most career sacks in a player's first five seasons in NFL history
- Finished with two solo tackles, two quarterback hits and 1.0 sack for a loss of eight yards vs. Cincinnati (11/16)
- Led the team with eight solo tackles, including five for loss, 2.0 sacks and five quarterback hits vs. N.Y. Jets (11/22)
- Notched his fourth straight season with 10.0-or-more sacks, which is the longest active streak in the NFL
- His tackles for loss total (11/22) was his highest since Week 1 against Kansas City (6)
- Finished the game with five tackles (three solo), 2.0 sacks and eight quarterback hits vs. New Orleans (11/29)
- In his 75th career game, became the second-fastest player in NFL history to reach 70.0 sacks (Reggie White, 57 games)
- Posted his fourth straight season with 40-or-more quarterback hits and reached 200 career quarterback hits
- Recorded his fifth straight game with a sack, tied for the third-longest streak in Texans history and tied for the longest active streak in the NFL. It also marked Watt's fifth career five-or-more-game sack streak
- Named AFC Defensive Player of the Month for November (fifth time in his career)
- Totaled four tackles (two solo), including one for loss, at Buffalo (12/6)
- Registered three tackles (two solo), including one for loss, vs. New England (12/13)
- Recorded a tackle for loss in the third quarter vs. New England (12/13), his 25th of the season and 128th of his career
- Registered four tackles (two solo) and one quarterback hit at Indianapolis (12/20)
- Recorded two solo tackles, 1.0 sack, one tackle for loss, two quarterback hits, one forced fumble and one pass defended at Tennessee (12/27)
- Registered a sack-forced fumble on Titans QB Zach Mettenberger in the fourth quarter at Tennessee (12/27)
- Has recorded 15.5 career sacks in 10 games against Tennessee, which is his highest total against any team. He has notched 2.0-or-more sacks in three of the last four games against the Titans and in six overall in the series
- Led the team with eight tackles (five solo), to go along with a single-game season-high 3.0 sacks, three tackles for loss, four quarterback hits, two passes defended, one forced fumble and one fumble recovery vs. Jacksonville (1/3/16)
- Finished the year with 76 tackles (57 solo), 17.5 sacks, 29 tackles for loss, 50 quarterback hits, eight passes defended, three forced fumbles and one fumble recovery
- His sack total ranks as the third-highest single-season mark in franchise history behind his 20.5 sacks in 2012 and 2014
- Recorded his third career 15.0-sack season, which is tied for the second-most in the NFL since 1982. Reggie White is the only other player to notch three 15.0-sack seasons in his first five years in the league
- Posted 50-or-more quarterback hits for the second straight season (51 in 2014)
- Brought down Jaguars QB Blake Bortles for an 8-yard loss on Jacksonville's first offensive possession of the game (1/3/16)
- Sacked Jaguars QB Blake Bortles for a 9-yard loss in the third quarter, his second sack of the day vs. Jacksonville (1/3/16)
- Recorded a sack-forced fumble on Jaguars QB Blake Bortles in the fourth quarter vs. Jacksonville (1/3/16), his second strip-sack of the season
- Deflected two passes vs. Jacksonville (1/3), giving him eight for the season and 45 for his career
- Recovered a fumble by Jaguars RB Denard Robinson in the second quarter vs. Jacksonville (1/3/16), his first fumble recovery of the season and 12th of his career. ILB Brian Cushing forced the fumble on the play
- Named AFC Defensive Player of the Week in Week 17
- Extended his streak of consecutive games started to 80, which ranks third among active NFL defensive ends
- Finished with one tackle in Wild Card Game vs. Kansas City (1/9/16) and passed DB Daniele Manning (23) for the second-most career tackles in Texans postseason history

### 2014 (Houston 16/16):

- Started and played in every game for the fourth consecutive season. Totaled 78 tackles, 20.5 sacks, 29 tackles for loss, 50 quarterback hits, five fumble recoveries and four forced fumbles
- Tied his career high with 20.5 sacks and became the first player in NFL history with 20 or more sacks in two different seasons (2012 and 2014)
- Named the AFC Defensive Player of the Month twice (September and December)
- Recorded five total touchdowns (three receiving, one interception return and one fumble return) and a safety to finish with 32 points scored
- Recorded a sack, 3.0 tackles, five quarterback hits, 2.0 tackles for loss and recovered a fumble vs. Washington (9/7)
- Became the first defensive player in franchise history to score from scrimmage on a 1-yard touchdown reception at Oakland (9/14)
- Tallied seven tackles (five solo), two tackles for loss, a sack, one pass defended and a quarterback hit against N.Y. Giants (9/21) in Week 3

## J.J. WATT

- Notched his first career regular season interception and returned it 80 yards for a touchdown, which is tied for the sixth longest return in NFL history for a defensive lineman, in Week 4 vs. Buffalo (9/28). Also had a career-high nine quarterback hits, five tackles and a pass defended
- Made four solo tackles at Dallas (10/5) in Week 5
- Scored his third touchdown of the season on a 45-yard fumble return in the fourth quarter vs. Indianapolis (10/9) in Week 6. Now has the most touchdowns by a defensive lineman in a single season since William "Refrigerator" Perry had three in 1985. Finished the game with seven tackles, 2.0 sacks, three tackles for loss, four quarterback hits and three passes defended. Set a franchise record for sacks through the first four seasons of a career with 40.5
- Became the franchise all-time leader in fumble recoveries when he recovered his ninth career fumble in the first quarter on Whitney Mercilus' sack-fumble of Ben Roethlisberger at Pittsburgh (10/20) in Week 7. Recorded his fifth sack of the season, dropping Roethlisberger for a 9-yard loss in the second quarter. Finished the game with three tackles, a tackle for loss and two quarterback hits to go along with his sack and fumble recovery
- Had the 12th multi-sack game of his career and second this season with 2.0 sacks at Tennessee (10/26) in Week 8. Also recorded his first forced fumble of the season on the third play of the second half, dropping Titans QB Zach Mettenberger for an 8-yard loss. Also had three tackles, two tackles for loss, two quarterback hits and a pass defended
- Recorded 1.5 sacks and tied a season high with seven tackles vs. Philadelphia (11/2) in Week 9. Also had five quarterback hits, including one that led to CB A.J. Bouye's 51-yard interception return for touchdown. Has at least one sack in four straight games
- Caught his second touchdown pass of the season on a 2-yard pass from QB Ryan Mallett in the first quarter at Cleveland (11/16). It was Watt's fourth overall touchdown of the season. He became the first defensive lineman since 1948 to have four touchdowns in a season. N.Y. Giants DE Ray Poole and Los Angeles Rams DE Jack Zilly both had four overall touchdowns in 1948. Became the first player since Chicago Bears DB J.C. Caroline in 1956 to score multiple touchdowns on offense and defense in the same season. Finished the game with five tackles, a season-high three tackles for loss, a sack, a forced fumble and a fumble recovery. Named AFC Defensive Player of the Week for his performance
- Had a season-high-tying seven tackles, a tackle for loss, a quarterback hit and a pass defended vs. Cincinnati (11/23) in Week 12
- Recorded two sacks, one tackle for loss, a forced fumble, fumble recovery, six quarterback hits and caught a 1-yard touchdown pass in the fourth quarter vs. Tennessee (11/30) in Week 13. Became the first defensive lineman since Chicago Bears DE Connie Mack Berry in 1944 to have at least five touchdowns in a season. Sacked Titans QB Jake Locker, forced a fumble and returned the ball 11 yards in the fourth quarter. Set a franchise record with his fifth fumble recovery of the season. Tied DE Mario Williams' (2006-11) franchise record of 11 forced fumbles and has three on the year. Has 11.5 sacks this season and is the first Texan with three seasons of 10 or more sacks in his career
- Sacked Jaguars QB Blake Bortles three times for 17 yards in Week 14 (12/7). It was his third career 3.0-sack game (at Detroit, 11/22/12 and vs. Indianapolis, 12/16/12 were the others). Posted a season-high four tackles for loss and had five quarterback hits, giving him three consecutive seasons with 40-or-more quarterback
- Had two sacks at Indianapolis (12/14) in Week 15 to tie DE Mario Williams (2006-11) for the most sacks in franchise history (53.0). Also had six tackles, two tackles for loss, two quarterback hits and a pass defended. Joined DE Jason Taylor as the only player to record 10.0 sacks and 10 passes defended in two different seasons since 1991
- Became Texans all-time sack leader with 54.0 sacks in Week 16 vs. Baltimore (12/21) when he sacked Ravens QB Joe Flacco on fourth-and-10 in the fourth quarter. Also tackled Flacco for loss on a two-point conversion in the fourth quarter. Added a team-high and season-high eight tackles, four quarterback hits and three tackles for loss
- Became the first player in NFL history to record two seasons with more than 20 sacks (20.5 in 2012 and again in 2014), as he finished with 3.0 sacks, four tackles for loss, three quarterback hits, a forced fumble, safety and team-high six tackles vs. Jacksonville (12/28) in Week 17. Had 2.0-or-more sacks in all six division games this season and six sacks in two games against Jacksonville

### 2013 (Houston 16/16):

- Started in all 16 games and led the NFL in quarterback hits (46) and was second in tackles for loss (22) while setting a career high with 117 tackles (71 solo) to go along with a team-best 10.5 sacks, seven passes defended, four forced fumbles, two fumble recoveries and two blocked kicks
- Recorded eight tackles (seven solo), two sacks and two passes defended vs. Tennessee
- Tied for a team high with 10 tackles (seven solo) and a sack at Baltimore (9/22)
- Recorded 12 tackles (seven solo) and 0.5 sacks vs. Seattle (9/29)
- Recorded nine tackles (five solo), 1.0 sack and a forced fumble at Kansas City (10/20)
- Recorded eight tackles (four solo), 1.0 sack, one pass defended and blocked a field goal attempt vs. Indianapolis (11/3)
- Notched seven tackles (five solo), one sack and set career highs with two forced fumbles and two fumble recoveries at Arizona (11/10)
- Tallied 2.0 sacks along with 13 tackles (eight solo) vs. Oakland (11/17). His 2.0 sacks marked the ninth time in his career that he has recorded at least two in a game
- Added another sack vs. Jacksonville (11/24), his fifth consecutive game with at least 1.0

sack (second-longest streak in his career). Blocked a field goal, setting a franchise record with two blocked in a season

- Totalled nine solo tackles, 1.0 sack, a season-high five tackles for loss, a pass defended and forced a fumble at Tennessee (12/29)

### 2012 (Houston 16/16, 2/2):

- Named the AP Defensive Player of the Year after he led the NFL with a franchise single-season record 20.5 sacks on the season, the 9th player in NFL history with 20-plus sacks
- Set a league season record for defensive linemen with 16 passes defended
- Earned AP First-Team All-Pro honors and was selected as Pro Bowl starter for the AFC after leading the Texans with 107 tackles (85 solo), 16 passes defended, four forced fumbles and two recoveries
- Contributed to 95 plays that either resulted in no gain or negative yardage
- Had six tackles (four solo), 1.5 sacks, and three passes defended, two of which were intercepted by his teammates in the season opener vs. Miami (9/9)
- Set a career high with nine tackles (six solo) to go along with 1.5 sacks, two passes defended and a fumble recovery at Jacksonville (9/16), earning AFC Defensive Player of the Week Honors
- Led the defense with 10 tackles while sacking Broncos QB Peyton Manning 2.5 times at Denver (9/23)
- Recorded seven tackles (five solo) including 2.0 sacks and recovered a fumble at Tennessee (9/30)
- Extended his sack streak to five games with one of Jets QB Mark Sanchez to go along with a team-high nine tackles (six solo) and three passes defended at N.Y. Jets (10/8)
- Made seven tackles (six solo) including 2.0 sacks of Aaron Rodgers vs. Green Bay (10/14)
- Tipped a pass vs. Baltimore (10/21) that was intercepted for the fourth time, getting a hand on a Ravens QB Joe Flacco pass that was returned for a touchdown by CB Johnathan Joseph
- Sacked Bills QB Ryan Fitzpatrick for a 6-yard loss vs. Buffalo (11/4) to become the third Texans player to record 10.0-or-more sacks in a season
- Registered 10 tackles (nine solo), 1.0 sack for a loss of six yards and one pass defended vs. Jacksonville (11/18)
- Broke the franchise's single-season sack record with 3.0 sacks at Detroit (11/22) and also recorded six tackles and two passes defended
- Joined Hall of Fame DE Reggie White as the only players in NFL history to record 15.0-or-more sacks and 13 passes defended in a season when he sacked Titans QB Jake Locker for a 6-yard loss in the second quarter at Tennessee (12/2)
- Recorded four tackles (three solo) and a forced fumble at New England (12/10)
- Sacked Colts QB Andrew Luck 3.0 times for a total loss of 22 yards, tallied 13 tackles and forced a fumble for the third consecutive game vs. Indianapolis (12/16)
- Became the ninth player in NFL history to record 20 or more sacks in a season when he sacked Vikings QB Christian Ponder for a loss of three yards in the third quarter vs. Minnesota (12/23). He also forced a fumble in his fourth consecutive game. It was his fourth of the season, tying a franchise single-season record
- Registered four solo tackles, all of which were for a loss, one quarterback hit on an incomplete pass, and batted down his 16th pass of the season at Indianapolis (12/30)
- Led the team with five tackles and recorded two tackles for loss and two passes defended in AFC Wild Card Playoff vs. Cincinnati (1/5/13)
- Sacked Bengals QB Andy Dalton for a 9-yard loss in the first quarter in AFC Wild Card Playoff vs. Cincinnati (1/5/13), raising his career postseason sack total to 4.5
- Recorded a half sack and four tackles in AFC Divisional Playoff at New England (1/13/13), raising his career postseason sack total to 5.0

### 2011 (Houston 16/16, 2/2):

- Started all 16 games as a rookie, recording 59 tackles (52 solo), 5.5 sacks, four passes defended, two fumble recoveries and blocked a field goal to earn Houston Texans Rookie of the Year honors
- Recorded one fumble recovery, one quarterback pressure and five solo tackles in the season opener vs. Indianapolis (9/11)
- Blocked a field goal and recorded four tackles (three solo) at Miami (9/18)
- Recorded his first career sack to go along with four solo tackles at New Orleans (9/25)
- Recorded three solo tackles and recorded his second sack of the season when he brought down Titans QB Matt Hasselbeck for a loss of 12 yards at Tennessee (10/23)
- Was second on the team with five solo tackles vs. Jacksonville (10/30)
- Recovered a fumble and had three tackles (two solo) vs. Cleveland (11/6)
- Had three solo tackles and assisted on a sack with LB Connor Barwin at Tampa Bay (11/13)
- Sacked Jaguars QB Blaine Gabbert twice and had seven tackles at Jacksonville (11/27)
- Tied a season high with seven tackles (five solo) including one for a loss vs. Carolina (12/18)
- Recorded five solo tackles including a sack of Colts QB Dan Orlovsky for an 8-yard loss while also breaking up three passes at Indianapolis (12/22)
- Tied for the team lead with 3.5 sacks and ranked third on the team with 14 tackles in the postseason
- Intercepted a pass in the second quarter and returned it 29 yards for a touchdown to go along with a sack of Bengals QB Andy Dalton for a 7-yard loss in AFC Wild Card Playoff vs. Cincinnati (1/7/12)
- Recorded game-high 12 tackles (nine solo) and 2.5 sacks for a loss of 22 yards in AFC Divisional Playoff at Baltimore (1/15/12)

## J.J. WATT

### COLLEGE:

- Played two seasons (2009-10) at the University of Wisconsin – Madison (Wisc.)
- Redshirted the 2008 season at Wisconsin after transferring from Central Michigan University in Mount Pleasant, Mich., where he spent the 2007 campaign
- Started all 26 games he played in for the Badgers at strongside defensive end, recording 106 tackles (74 solo) with 11.5 sacks for minus 75 yards, 36.5 stops for losses of 144 yards and 28 quarterback pressures
- Recovered five fumbles (one with Central Michigan) and caused four others, blocked four kicks and deflected 13 passes in his college career
- All-American first-team selection by The NFL Draft Report, earning second-team honors from the Associated Press and Sports Illustrated and consensus All-Big Ten Conference first-team choice
- Recipient of the Lott IMPACT Trophy and was also named Lott IMPACT Player of the Week for his performance vs. Ohio State
- Started all 13 games in 2010 at strongside defensive end, finishing second on the team with 62 tackles (42 solos) while leading the Badgers with 7.0 sacks for minus-56 yards, finishing third nationally with 21.0 stops for losses totaling 91 yards
- Blocked three kicks and deflected eight passes and intercepted another for a 15-yard return
- Sophomore All-American and second-team All-Big Ten Conference selection by The NFL Draft Report in 2009, earning All-Big Ten honorable mention from the league's coaches and media and also chosen Academic All-Big Ten
- Life sciences communication major, earning Academic All-Big Ten Conference honors

### PERSONAL:

- Served as the Grand Marshal of the 2012 Houston Lifestock Show and Rodeo and Art Car Parades
- Founded and serves on the board of directors of the Justin J. Watt Foundation which provides support to after-school athletic programs in Wisconsin and Texas
- Attended Pewaukee (Wisc.) High School and earned All-Woodland Conference, All-Area and All-Parkland County honors as a senior while garnering All-State accolades
- Received Woodland Conference Player of the Year recognition in 2006



## DEREK NEWTON

TACKLE | 6-6 | 315 | ARKANSAS STATE

Hometown: Utica, Miss. | 7th NFL Season | 7th with Texans | Age: 29  
 Acquired: D7a-'11 | 2017 GP/GS : 1/1 | Career GP/GS (Playoffs): 82/68 (5/3)  
 Teams: Houston 2011-16

# 72

### TRANSACTIONS:

Selected by the Houston Texans with the 11th pick in the seventh round (214th overall) of the 2011 NFL Draft...Re-signed with Texans on March 9, 2015.

### HONORS:

- Madden Most Valuable Protectors Award (Week 4, 2012; Week 13, 2012)
- Has blocked for three 1,000-yard performances

### CAREER:

- Started 56 consecutive games from 2012-16, which was the fifth-longest active streak among NFL offensive tackles
- Has played left tackle, right tackle, left guard, and right guard in his career
- Owns four career playoff appearances at right tackle (two starts)
- Took over as the full-time starter at right tackle in 2012

### 2017 (Houston 0/0, 0/0):

- Placed on the Reserve/Physically Unable to Perform list on May 12, 2017.

### 2016 (Houston 6/6, 0/0):

- Started the season opener at right tackle and helped pave the way for RB Lamar Miller's 106-yard rushing performance vs. Chicago (9/11)
- Started at right tackle vs. Kansas City (9/18) in Week 2, at New England (9/22) in Week 3 and vs. Tennessee (10/2) in Week 4
- Opened at right tackle at Minnesota (10/9) in Week 5 but played most of the second half at right guard
- Active but did not play in Week 6 vs. Indianapolis (10/16) with an injury, snapping a streak of 56 consecutive starts
- Returned to his starting right tackle post at Denver (10/24) in Week 7 but left in the second quarter with an injury and did not return
- Placed on the Reserve/Injured List on Oct. 26

### 2015 (Houston 16/16, 1/1):

- Started at right tackle vs. Kansas City (9/13)
- Started at left guard at Carolina (9/20)
- Started at right tackle in Weeks 3-5 and Weeks 10-17
- Started at right guard in Weeks 6-7
- Played right and left tackle in Week 8
- Recovered a fumble in Week 14 vs. New England (12/13) and Week 15 at Indianapolis (12/20)
- Started at right tackle in Wild Card Game vs. Kansas City (1/9/16)

### 2014 (Houston 16/16):

- Started all 16 games at right tackle for the second time in his career
- Started at right tackle and moved inside to right guard vs. Baltimore (12/21) in Week 16 after Brandon Brooks left with an injury

### 2013 (Houston 16/16):

- Spent the offseason rehabilitating from patellar tendon surgery
- Started all 16 games at right tackle for the first time in his career
- Helped pave the way for 172 yards on the ground vs. Tennessee (9/15)
- Blocked for an offense that produced 476 yards vs. Seattle (9/29)
- Blocked for an offense that produced a season-high 483 yards vs. Indianapolis (11/3)
- Helped pave the way for a ground game that produced a franchise-record four rushing touchdowns vs. New England (12/1)

### 2012 (Houston 14/14, 2/2):

- Made the first start of his NFL career at right tackle in the season opener vs. Miami (9/9)
- Part of an offensive line that cleared the way for the Texans to rush for 216 yards and three touchdowns while not allowing QB Matt Schaub to be sacked at Jacksonville (9/17)
- Helped provide protection for QB Matt Schaub, enabling him to tie a career-high with four touchdown passes at Denver (9/23)
- Helped RB Arian Foster rush for 152 yards and a touchdown at N.Y. Jets (10/8)
- Part of an offense that set a franchise record by scoring 43 points vs. Baltimore (10/21)
- Helped RB Arian Foster go over 100 yards for the fourth time in 2012 as he gained 111 yards on 24 carries and scored a touchdown vs. Buffalo (11/4)
- Part of an offense that set a franchise record with 653 yards of offense and tied the franchise scoring record with 43 points vs. Jacksonville (11/18) and put up another 501 yards at Detroit

## CAREER STATISTICS

### REGULAR SEASON GAMES PLAYED/STARTED (PLAYOFFS):

2011 Houston: 14/0 (2/0)  
 2012 Houston: 14/14 (2/2)  
 2013 Houston: 16/16 (0/0)  
 2014 Houston: 16/16 (0/0)  
 2015 Houston: 16/16 (1/1)  
 2016 Houston: 6/6 (0/0)  
 2017 Houston: 0/0  
**TOTAL: 82/68 (5/3)**

### ADDITIONAL STATISTICS

Misc Tackles (5): 2012 - 1, 2013 - 1, 2015 - 3 | Fumble Recoveries (2): 2015 - 2

- Inactive at Tennessee (12/2) and at New England (12/10)
- Paved the way for RB Arian Foster to rush for 140 yards while not allowing QB Matt Schaub to be sacked in the AFC Wild Card Playoff vs. Cincinnati (1/5/13)
- Paved the way for RB Arian Foster to rush for 90 yards in the AFC Divisional Playoff at New England (1/13/13)

### 2011 (Houston 14/0, 2/0):

- Played in 14 games, primarily on special teams, after being inactive for the first two games of the regular season
- Made his professional debut blocking for a K Neil Rackers field goal attempt in the first quarter at New Orleans (9/25)
- Made his postseason debut and saw action on special teams in AFC Wild Card Playoff vs. Cincinnati (1/7/12)

### COLLEGE:

- Played two seasons (2009-10) at Arkansas State University in Jonesboro, Ark. after redshirting the 2008 campaign
- Transferred to ASU from Hinds Community College in Raymond, Miss., where he played the 2006 and 2007 seasons
- Earned first-team All-Sun Belt accolades after starting all 12 games at right tackle in 2010
- Garnered second-team All-SBC honors in 2009 and received the Gary Withrow Award, given to the Red Wolves' most outstanding offensive lineman
- Was the only lineman on the team to start every game in 2009 and helped lead the Red Wolves to 21 rushing touchdowns
- Paved the way for three different ASU players rushing for over 100 yards in at least one game
- Was part of ASU's line that helped the offense gain its most yards of total offense (484) against an FBS opponent since the 2007 season
- Redshirted in 2008
- First Team All-State selection at Hinds Community College
- Played in the Mississippi Junior College All-Star Game

### PERSONAL:

- Helped lead Hinds Agricultural High School to a 10-0 regular-season record as a senior, earning All-Metro and All-District honors
- Named Most Improved Player as a senior



**HOUSTON**  
**TEXANS**

**TEXANS**  
**RECORDS**

# ALL-TIME LEADERS

ACTIVE TEXANS IN BOLD ITALICS

## RUSHING YARDS

Player	Att	Yds	Avg	Lg	TD
Arian Foster, 2009-15	1,454	6,472	4.5	74t	54
Domanick Williams#, 2003-05	770	3,195	4.2	51	23
Ben Tate, 2011-13	421	1,992	4.7	60	10
Steve Slaton, 2008-11	425	1,832	4.3	71t	12
<b>Lamar Miller, 2016-17</b>	<b>462</b>	<b>1,784</b>	<b>3.9</b>	<b>45</b>	<b>8</b>
<b>Alfred Blue, 2014-17</b>	<b>477</b>	<b>1,706</b>	<b>3.6</b>	<b>46</b>	<b>5</b>
Ron Dayne, 2006-07	345	1,385	4.0	39	11
David Carr, 2002-06	268	1,235	4.6	36	8
Jonathan Wells, 2002-05	374	1,167	3.1	37	10
Jonathan Grimes, 2012-16	139	613	4.4	37	2

## RECEIVING YARDS

Player	Rec	Yds	Avg	Lg	TD
Andre Johnson, 2003-14	1,012	13,597	13.4	77t	64
<b>DeAndre Hopkins, 2013-17</b>	<b>394</b>	<b>5,571</b>	<b>14.2</b>	<b>76t</b>	<b>32</b>
Owen Daniels, 2006-13	385	4,617	12.0	44	29
Kevin Walter, 2006-12	326	4,083	12.5	61	24
Arian Foster, 2009-15	249	2,268	9.1	78t	14
Jabar Gaffney, 2002-05	171	2,009	11.7	69	7
Corey Bradford, 2002-05	130	1,992	15.3	81	18
Jacoby Jones, 2007-11	127	1,741	13.7	80t	11
Joel Dreessen, 2007-11	105	1,323	12.6	56t	13
Domanick Williams#, 2003-05	154	1,276	8.3	38	5

## SCRIMMAGE YARDS (RUSHING & RECEIVING)

Player	Rushing	Receiving	Total
Andre Johnson, 2003-14	54	13,597	13,651
Arian Foster, 2009-15	6,472	2,268	8,740
<b>DeAndre Hopkins, 2013-17</b>	-	<b>5,571</b>	<b>5,571</b>
Owen Daniels, 2006-13	-	4,617	4,617
Domanick Williams#, 2003-05	3,195	1,276	4,471
Kevin Walter, 2006-12	82	4,083	4,165
Steve Slaton, 2008-11	1,832	811	2,643
Ben Tate, 2011-13	1,992	287	2,279
<b>Lamar Miller, 2016-17</b>	<b>1,784</b>	<b>497</b>	<b>2,281</b>
Jabar Gaffney, 2002-05	56	2,009	2,065

## PASSING (Min. 500 att.)

Player	Att	Comp	Pct	Yds	TD	INT	Lg	Rtg
Matt Schaub, 2007-13	3,020	1,951	64.6	23,221	124	78	80t	90.9
David Carr, 2002-06	2,070	1,243	60.0	13,391	59	65	81	75.5

## PASSING YARDS

Player	Att	Comp	Pct	Yds	TD	INT	Lg	Rtg
Matt Schaub, 2007-13	3,020	1,951	64.6	23,221	124	78	80t	90.9
David Carr, 2002-06	2,070	1,243	60.0	13,391	59	65	81	75.5
Sage Rosenfels, 2006-08	453	297	65.6	3,380	24	23	61	84.3
Brock Osweiler, 2016	510	301	59.0	2,957	15	16	53	72.2
Brian Hoyer, 2015	369	224	60.7	2,606	19	7	49	91.4
Ryan Fitzpatrick, 2014	312	197	63.1	2,483	17	8	76t	95.3
Case Keenum, 2013-14	330	182	55.2	2,195	11	8	66	76.8
<b>Tom Savage, 2014, 2016-17</b>	<b>303</b>	<b>175</b>	<b>57.8</b>	<b>1,937</b>	<b>5</b>	<b>7</b>	<b>57</b>	<b>72.7</b>
<b>Deshaun Watson, 2017</b>	<b>204</b>	<b>126</b>	<b>61.8</b>	<b>1,699</b>	<b>19</b>	<b>8</b>	<b>72t</b>	<b>103.0</b>
<b>T.J. Yates, 2011-13, 2015, 2017</b>	<b>223</b>	<b>128</b>	<b>57.4</b>	<b>1,470</b>	<b>6</b>	<b>7</b>	<b>61</b>	<b>73.3</b>

## SCORING

Player	TD	PAT	FG	2PT	TP
Kris Brown, 2002-09	0	251	172	0	767
Arian Foster, 2009-15	68	0	0	1	410
Andre Johnson, 2003-14	64	0	0	2	388
Neil Rackers, 2010-11	0	82	59	0	259
Randy Bullock, 2013-15	0	69	61	0	252
Nick Novak, 2015-17	0	51	53	0	210
<b>DeAndre Hopkins, 2013-17</b>	<b>32</b>	<b>0</b>	<b>0</b>	<b>1</b>	<b>194</b>
Owen Daniels, 2006-13	29	0	0	0	174
Domanick Williams#, 2003-05	28	0	0	0	168
Kevin Walter, 2006-12	25	0	0	0	150

## FIELD GOALS

Player	FGM	FGA	Pct.	Lg
Kris Brown, 2002-09	172	223	77.1	57
Randy Bullock, 2013-15	61	76	80.2	55
Neil Rackers, 2010-11	59	68	86.8	57
Nick Novak, 2015-16	53	62	85.5	53

## PUNTING AVERAGE (Min. 250 punts)

Player	No	Yds	Avg	In20	Lg	Blk
<b>Shane Lechler, 2013-17</b>	<b>402</b>	<b>19,088</b>	<b>47.5</b>	<b>139</b>	<b>71</b>	<b>1</b>
Matt Turk, 2007-11	254	10,735	42.3	88	62	0
Chad Stanley, 2002-06	437	17,908	41.0	135	62	2

## PUNT RETURN YARDS

Player	No	Yds	Avg	Lg	TD
Jacoby Jones, 2007-11	179	1,820	10.2	79t	3
Keshawn Martin, 2012-15	86	766	8.9	87t	1
J.J. Moses, 2003-04	72	553	7.7	40	0
<b>Tyler Ervin, 2016-17</b>	<b>35</b>	<b>321</b>	<b>9.2</b>	<b>57</b>	<b>0</b>
<b>Will Fuller V, 2016-17</b>	<b>19</b>	<b>284</b>	<b>14.9</b>	<b>67t</b>	<b>1</b>
Keith Mumphery, 2015-16	36	280	7.8	20	0
Jermaine Lewis, 2002	36	280	7.8	48	0
Avion Black, 2002	14	188	13.4	76t	1
Phillip Buchanon, 2005-06	20	180	9.0	45	0
Trindon Holliday, 2011-12	17	147	8.6	36	0

## KICKOFF RETURN YARDS

Player	No	Yds	Avg	Lg	TD
Andre Davis, 2007-09	108	2,743	25.4	104t	3
J.J. Moses, 2003-04	117	2,658	22.7	70	0
Jerome Mathis, 2005-07	72	2,054	28.5	99t	3
Keshawn Martin, 2012-15	68	1,707	25.1	54	0
Jacoby Jones, 2007-11	64	1,490	23.3	95t	1
Dexter Wynn, 2006-07	52	1,193	22.9	39	0
Jermaine Lewis, 2002	46	961	20.9	45	0
Steve Slaton, 2008-11	39	767	19.7	50	0
Danieal Manning, 2011-14	28	659	23.5	46	0
Avion Black, 2002	24	529	22.0	49	0

## COMBINED YARDAGE

Player	Total	Rush	Rec.	INT	Ret.	PR/KR	FR
Andre Johnson, 2003-14	13,651	54	13,597	-	-/-	-	-
Arian Foster, 2009-15	8,740	6,472	2,268	-	-/-	-	-
<b>DeAndre Hopkins, 2013-17</b>	<b>5,571</b>	-	<b>5,571</b>	-	-/-	-	-
Jacoby Jones, 2007-11	5,091	40	1,741	-	1,820/1,490	-	-
Owen Daniels, 2006-13	4,617	-	4,617	-	-/-	-	-
Domanick Williams#, 2003-05	4,585	3,195	1,276	-	24/90	-	-
Kevin Walter, 2006-12	4,172	82	4,083	-	0/7	-	-
Andre Davis, 2007-09	3,598	-	855	-	0/2,743	-	-
Steve Slaton, 2008-11	3,410	1,832	811	-	0/767	-	-
J.J. Moses, 2003-04	3,211	-	-	-	553/2,658	-	-

## INTERCEPTIONS

Player	No	Yds	Avg	Lg	TD
<b>Johnathan Joseph, 2011-17</b>	<b>14</b>	<b>364</b>	<b>26</b>	<b>82t</b>	<b>3</b>
<b>Kareem Jackson, 2010-17</b>	<b>13</b>	<b>310</b>	<b>23.8</b>	<b>65</b>	<b>3</b>
Dunta Robinson, 2004-09	13	162	12.5	61	1
Marcus Coleman, 2002-05	11	217	19.7	102t	1
Aaron Glenn, 2002-04	11	221	20.1	70t	2
Quintin Demps, 2010-16	9	101	11.2	42	0
<b>Andre Hal, 2014-17</b>	<b>9</b>	<b>100</b>	<b>11.1</b>	<b>31t</b>	<b>1</b>
Brian Cushing, 2009-17	8	50	6.3	20	1
Jason Allen, 2010-11	7	35	5.0	34	0
A.J. Bouye, 2013-16	6	129	21.5	67	1

## TACKLES

Player	Solo	Assist	Total
Brian Cushing, 2009-17	417	234	651
DeMeco Ryans, 2006-11	479	157	636
<b>Kareem Jackson, 2010-17</b>	<b>384</b>	<b>71</b>	<b>455</b>
Jamie Sharper, 2002-04	300	142	442
Dunta Robinson, 2004-09	332	64	396
<b>J.J. Watt, 2011-17</b>	<b>311</b>	<b>83</b>	<b>394</b>
Morlon Greenwood, 2005-08	289	96	385
<b>Johnathan Joseph, 2011-17</b>	<b>322</b>	<b>43</b>	<b>365</b>
Jay Foreman, 2002-04	255	97	352
Glover Quin, 2009-12	248	62	310

## SACKS

Player	Sacks	Yards
<b>J.J. Watt, 2011-17</b>	<b>76.0</b>	<b>519.0</b>
Mario Williams, 2006-11	53.0	320.5
<b>Whitney Mercilus, 2012-17</b>	<b>38.5</b>	<b>205.5</b>
Antonio Smith, 2009-13, 2016	27.5	182.0
<b>Jadeveon Clowney, 2011-17</b>	<b>19.5</b>	<b>150.5</b>
Connor Barwin, 2009-12	19.0	136.5
Kailee Wong, 2002-06	15.0	68.5
Brooks Reed, 2011-14	14.5	83.5
Jason Babin, 2004-06	13.0	85.0
Brian Cushing, 2009-17	12.0	76.0

# - Domanick Williams known as Domanick Davis prior to 2006.

# YEAR-BY-YEAR LEADERS

## RUSHING YARDS

Year	Player	Att	Yds	Avg	Long	TD
2002	Jonathan Wells	197	529	2.7	37	3
2003	Domanick Williams	238	1,031	4.3	51	8
2004	Domanick Williams	302	1,188	3.9	44	13
2005	Domanick Williams	230	976	4.2	44	2
2006	Ron Dayne	151	612	4.1	19	5
2007	Ron Dayne	194	773	4.0	39	6
2008	Steve Slaton	268	1,282	4.8	71	9
2009	Steve Slaton	131	437	3.3	32	3
2010	Arian Foster	327	1,616	4.9	74	16
2011	Arian Foster	278	1,224	4.4	43	10
2012	Arian Foster	351	1,424	4.1	46	15
2013	Ben Tate	181	771	4.3	60	4
2014	Arian Foster	260	1,246	4.8	51	8
2015	Alfred Blue	183	698	3.8	41	2
2016	Lamar Miller	268	1,073	4.0	45	5

## RECEIVING YARDS

Year	Player	Rec	Yds	Avg	Long	TD
2002	Corey Bradford	45	697	15.5	81	6
2003	Andre Johnson	66	976	14.8	46	4
2004	Andre Johnson	79	1,142	14.5	54	6
2005	Andre Johnson	63	688	10.9	53	2
2006	Andre Johnson	103	1,147	11.1	53	5
2007	Andre Johnson	60	581	14.2	77	8
2008	Andre Johnson	115	1,575	13.7	65	8
2009	Andre Johnson	101	1,569	15.5	72	9
2010	Andre Johnson	86	1,216	14.1	60	8
2011	Owen Daniels	54	677	12.5	34	3
2012	Andre Johnson	112	1,598	14.3	60	4
2013	Andre Johnson	109	1,407	12.9	62	5
2014	DeAndre Hopkins	76	1,210	15.9	76	6
2015	DeAndre Hopkins	111	1,521	13.7	61	11
2016	DeAndre Hopkins	78	954	12.2	51	4

## RECEPTIONS

Year	Player	Rec	Yds	Avg	Long	TD
2002	Billy Miller	51	613	12.0	42	3
2003	Andre Johnson	66	976	14.8	46	4
2004	Andre Johnson	79	1,142	14.5	54	6
2005	Andre Johnson	63	688	10.9	53	2
2006	Andre Johnson	103	1,147	11.1	53	5
2007	Kevin Walter	65	800	12.3	46	4
2008	Andre Johnson	115	1,575	13.7	65	8
2009	Andre Johnson	101	1,569	15.5	72	9
2010	Andre Johnson	86	1,216	14.1	60	8
2011	Owen Daniels	54	677	12.5	34	3
2012	Andre Johnson	112	1,598	14.3	60	4
2013	Andre Johnson	109	1,407	12.9	62	5
2014	Andre Johnson	85	936	11.0	35	3
2015	DeAndre Hopkins	111	1,521	13.7	61	11
2016	DeAndre Hopkins	78	954	12.2	51	4

## SCRIMMAGE YARDS (RUSHING & RECEIVING)

Year	Player	Rushing	Receiving	Total
2002	James Allen	519	302	821
2003	Domanick Williams	1,031	351	1,382
2004	Domanick Williams	1,188	588	1,776
2005	Domanick Williams	976	337	1,313
2006	Andre Johnson	14	1,147	1,161
2007	Ron Dayne	773	112	885
2008	Steve Slaton	1,282	377	1,659
2009	Andre Johnson	10	1,569	1,579
2010	Arian Foster	1,616	604	2,220
2011	Arian Foster	1,224	617	1,841
2012	Arian Foster	1,424	217	1,641
2013	Andre Johnson	0	1,407	1,407
2014	Arian Foster	1,246	327	1,573
2015	DeAndre Hopkins	0	1,521	1,521
2016	Lamar Miller	1,073	188	1,261

## PASSING YARDS

Year	Player	A	C	Pct	Yds	TD	Int	Lg	Rtg
2002	David Carr	444	233	52.5	2,592	9	15	81	62.8
2003	David Carr	295	167	56.6	2,013	9	13	78	69.5
2004	David Carr	466	285	61.2	3,531	16	14	69	83.5
2005	David Carr	423	256	60.5	2,488	14	11	53	77.2
2006	David Carr	442	302	68.3	2,767	11	12	53	82.1
2007	Matt Schaub	289	192	66.4	2,241	9	7	71	87.2
2008	Matt Schaub	380	251	66.1	3,043	15	10	65	92.7
2009	Matt Schaub	583	396	67.9	4,770	29	15	72	98.6
2010	Matt Schaub	574	365	63.6	4,370	24	12	60	92.0
2011	Matt Schaub	292	178	61.0	2,479	15	6	80	96.8
2012	Matt Schaub	544	350	64.3	4,008	22	12	60	90.7
2013	Matt Schaub	358	219	61.2	2,310	10	14	46	73.0
2014	Ryan Fitzpatrick	312	197	63.1	2,483	17	8	76	95.3
2015	Brian Hoyer	369	224	60.7	2,606	19	7	49	91.4
2016	Brock Osweiler	510	301	59.0	2,957	15	16	53	72.2

## SCORING

Year	Player	TD	PAT	2PT	FG	TP
2002	Kris Brown	-	20/20	-	17/24	71
2003	Kris Brown	-	27/27	-	18/22	81
2004	Kris Brown	-	34/34	-	17/24	85
2005	Kris Brown	-	24/24	-	26/34	102
2006	Kris Brown	-	26/27	-	19/25	83
2007	Kris Brown	-	40/40	-	25/29	115
2008	Kris Brown	-	37/37	-	29/33	124
2009	Kris Brown	-	43/44	-	21/32	106
2010	Neil Rackers	-	43/43	-	27/30	124
2011	Neil Rackers	-	39/40	-	32/38	135
2012	Shayne Graham	-	45/45	-	31/38	138
2013	Randy Bullock	-	26/26	-	26/35	104
2014	Randy Bullock	-	40/40	-	30/35	130
2015	Nick Novak	-	29/31	-	18/21	83
2016	Nick Novak	-	22/25	-	35/41	127

## FIELD GOALS

Year	Player	FGA	FGM	Pct	Long
2002	Kris Brown	24	17	70.8	51
2003	Kris Brown	22	18	81.8	50
2004	Kris Brown	24	17	70.8	50
2005	Kris Brown	34	26	76.5	53
2006	Kris Brown	25	19	76.0	49
2007	Kris Brown	29	25	86.2	57
2008	Kris Brown	33	29	87.9	53
2009	Kris Brown	32	21	65.6	56
2010	Neil Rackers	30	27	90.0	57
2011	Neil Rackers	38	32	84.2	54
2012	Shayne Graham	38	31	81.6	51
2013	Randy Bullock	35	26	74.3	51
2014	Randy Bullock	35	30	85.7	55
2015	Nick Novak	21	18	85.7	51
2016	Nick Novak	41	35	85.4	53

## PUNTING AVERAGE

Year	Player	No	Yds	Avg	Long	Blk
2002	Chad Stanley	114	4,720	41.4	62	2
2003	Chad Stanley	97	4,028	41.5	58	0
2004	Chad Stanley	73	3,009	41.2	57	0
2005	Chad Stanley	77	2,990	38.8	61	0
2006	Chad Stanley	76	3,161	41.6	62	0
2007	Matt Turk	55	2,296	41.7	59	0
2008	Matt Turk	53	2,240	42.3	59	0
2009	Matt Turk	67	2,866	42.8	62	0
2010	Matt Turk	63	2,650	42.1	60	0
2011	Brett Hartmann	58	2,573	44.4	69	0
2012	Donnie Jones	88	4,150	47.2	66	0
2013	Shane Lechler	88	4,189	47.6	65	0
2014	Shane Lechler	83	3,845	46.3	71	1
2015	Shane Lechler	95	4,497	47.3	64	0
2016	Shane Lechler	72	3,423	47.5	62	0

## PUNT RETURN YARDS

Year	Player	No	Yds	Avg	Long	TD
2002	Jermaine Lewis	36	280	7.8	48	0
2003	J.J. Moses	36	244	6.8	40	0
2004	J.J. Moses	36	309	8.6	27	0
2005	Phillip Buchanon	12	101	8.4	37	0
2006	Dexter Wynn	12	139	11.6	58	0
2007	Jacoby Jones	30	286	9.5	74	0
2008	Jacoby Jones	32	386	12.1	73	2
2009	Jacoby Jones	39	426	10.9	62	0
2010	Jacoby Jones	29	204	7.0	39	0
2011	Jacoby Jones	49	518	10.6	79	1
2012	Keshawn Martin	22	267	12.1	71	0
2013	Keshawn Martin	39	345	8.8	87	1
2014	Keshawn Martin	25	154	6.2	21	0
2015	Keith Mumphrey	36	280	7.8	20	0
2016	Tyler Ervin	27	261	9.7	57	0

## KICKOFF RETURN YARDS

Year	Player	No	Yds	Avg	Long	TD
2002	Jermaine Lewis	46	961	20.9	45	0
2003	J.J. Moses	58	1,355	23.4	70	0
2004	J.J. Moses	59	1,303	22.1	49	0
2005	Jerome Mathis	54	1,542	28.6	99	2
2006	Dexter Wynn	30	670	22.3	38	0
2007	André Davis	32	968	30.3	104	3
2008	André Davis	43	993	23.1	50	0
2009	André Davis	33	782	23.7	63	0
2010	Steve Slaton	39	767	19.7	50	0
2011	Danaeal Manning	13	356	27.4	46	0
2012	Keshawn Martin	31	741	23.9	54	0
2013	Keshawn Martin	36	947	26.3	50	0
2014	Danaeal Manning	13	267	20.5	41	0
2015	Keith Mumphrey	14	338	24.1	41	0
2016	Tyler Ervin	14	263	18.8	33	0

## INTERCEPTIONS

Year	Player	No	Yds	Avg	Long	TD
2002	Aaron Glenn	5	181	36.2	70	2
2003	Marcus Coleman	7	95	13.6	41	0
2004	Dunta Robinson	6	146	24.3	61	0
2005	Glenn Earl	2	2	1.0	2	0
2006	Dunta Robinson	2	9	4.5	9	1
	DeMarcus Faggins	2	0	0.0	0	0
2007	Fred Bennet	3	47	15.7	33	0
2008	Jacques Reeves	4	108	27.0	44	1
2009	Bernard Pollard	4	121	30.3	70	1
	Brian Cushing	4	26	6.5	20	0
2010	Troy Nolan	3	35	11.7	20	0
	Glover Quin	3	12	4.0	10	0
	Jason Allen	3	1	0.3	1	0
2011	Johnathan Joseph	4	40	10.0	29	0
	Jason Allen	4	34	8.5	34	0
2012	Kareem Jackson	4	71	17.8	63	1
2013	Johnathan Joseph	3	64	21.3	32	0
2014	A.J. Bouye	3	120	40.0	67	1
	Kareem Jackson	3	97	32.3	65	0
	Jumal Rolle	3	25	8.3	13	0
2015	Andre Hal	4	54	13.5	31	1
2016	Quintin Demps	6	54	9.0	19	0

## TOTAL TACKLES

Year	Player, Pos.	Solo	Assist	Total
2002	Jay Foreman, LB	101	36	137
	Jamie Sharper, LB	95	42	137
2003	Jamie Sharper, LB	107	59	166
2004	Jamie Sharper, LB	98	41	139
2005	Morlon Greenwood, LB	82		

# YEAR-BY-YEAR LEADERS

## SACKS

<u>Year</u>	<u>Player, Pos.</u>	<u>Sacks</u>	<u>Yards</u>
2002	Jeff Posey, LB	8.0	77.0
2003	Jamie Sharper, LB	4.0	19.0
2004	Kailee Wong, LB	5.5	29.0
2005	Shantee Orr, LB	7.0	40.0
2006	Jason Babin, LB	5.5	39.0
2007	Mario Williams, DE	14.0	82.5
2008	Mario Williams, DE	12.0	82.0
2009	Mario Williams, DE	9.0	52.0
2010	Mario Williams, DE	8.5	54.5
2011	Connor Barwin, OLB	11.5	78.5
2012	<b>J.J. Watt, DE</b>	<b>20.5</b>	<b>138.5</b>
2013	J.J. Watt, DE	10.5	70.5
2014	<b>J.J. Watt, DE</b>	<b>20.5</b>	<b>140.0</b>
2015	J.J. Watt, DE	17.5	118.0
2016	Whitney Mercilus, OLB	7.5	56.5

## SPECIAL TEAMS TACKLES

<u>Year</u>	<u>Player, Pos.</u>	<u>Solo</u>	<u>Assist</u>	<u>Total</u>
2002	Jason Bell, CB	14	2	16
2003	Ramon Walker, SS	13	4	17
2004	Antwan Peek, LB	10	8	18
2005	Ramon Walker, SS	12	6	18
2006	Troy Evans, LB	11	2	13
2007	Jameel Cook, FB	12	1	13
2008	<b>Kevin Bentley, LB</b>	<b>16</b>	<b>7</b>	<b>23</b>
2009	Kevin Bentley, LB	9	11	20
2010	James Casey, TE	10	7	17
2011	Tim Dobbins, ILB	9	0	9
2012	Bryan Braman, OLB	14	2	16
2013	Justin Tuggle, ILB	10	1	11
2014	Jeff Tarpinian, ILB	7	5	12
2015	Brian Peters, ILB	11	6	17
2016	Don Jones, S	9	2	11



# INDIVIDUAL RECORDS

## INDIVIDUAL TOTAL OFFENSE

### YARDS FROM SCRIMMAGE (Rushing, Receiving)

#### CAREER

13,651 Andre Johnson, 2003-14  
8,740 Arian Foster, 2009-15  
5,571 DeAndre Hopkins, 2013-17  
4,617 Owen Daniels, 2006-13  
4,471 Domanick Williams#, 2003-05

#### SEASON

2,220 Arian Foster, 2010  
1,841 Arian Foster, 2011  
1,776 Domanick Williams#, 2004  
1,649 Steve Slaton, 2008  
1,641 Arian Foster, 2012

#### SEASON, ROOKIE

1,659 Steve Slaton, 2008  
1,382 Domanick Williams#, 2003  
966 Andre Johnson, 2003

#### GAME

273 Andre Johnson vs. Jacksonville, 11/18/12  
238 DeAndre Hopkins vs. Tennessee, 11/30/14  
Arian Foster vs. Indianapolis, 9/12/10  
234 Arian Foster at Tennessee, 10/23/11  
229 Andre Johnson vs. Indianapolis, 11/3/13  
224 DeAndre Hopkins at Seattle, 10/29/17

#### GAME, OPPONENT

284 Chris Johnson at Tennessee, 9/20/09  
265 Lee Evans vs. Buffalo, 11/19/06  
236 Justin Blackmon vs. Jacksonville, 11/18/12  
Lamar Miller at Miami, 10/25/15  
223 T.Y. Hilton vs. Indianapolis, 10/9/14

### COMBINED NET YARDS GAINED (Rushing, Receiving, Returns)

#### MOST SEASONS LEADING TEAM

4 Arian Foster, 2010-12, 2014  
3 Domanick Williams#, 2003-05  
2 Andre Johnson, 2009, 2013  
Ron Dayne, 2006-07

#### MOST CONSECUTIVE SEASONS LEADING TEAM

3 Arian Foster, 2010-12  
Domanick Williams#, 2003-05  
2 Ron Dayne, 2006-07

#### CAREER

13,651 Andre Johnson, 2003-14  
8,740 Arian Foster, 2009-15  
5,571 DeAndre Hopkins, 2013-17  
5,004 Jacoby Jones, 2007-11  
4,617 Owen Daniels, 2006-13

#### SEASON

2,220 Arian Foster, 2010  
1,841 Arian Foster, 2011  
1,776 Domanick Williams#, 2004  
1,675 Jerome Mathis, 2005

#### SEASON, ROOKIE

1,675 Jerome Mathis, 2005  
1,659 Steve Slaton, 2008  
1,443 Domanick Williams#, 2003  
966 Andre Johnson, 2003

#### GAME

273 Andre Johnson vs. Jacksonville, 11/18/12  
266 Jerome Mathis vs. Kansas City, 11/20/05  
266 Jerome Mathis vs. Indianapolis, 10/23/05

#### GAME, OPPONENT

284 Chris Johnson at Tennessee, 9/20/09  
265 Lee Evans vs. Buffalo, 11/19/06  
236 Justin Blackmon vs. Jacksonville, 11/18/12  
Lamar Miller at Miami, 10/25/15

### COMBINED ATTEMPTS (Rushing, Receiving, Returns)

#### CAREER

1,703 Arian Foster, 2009-15  
1,035 Andre Johnson, 2003-14  
931 Domanick Williams#, 2003-05  
562 Steve Slaton, 2008-11

#### SEASON

393 Arian Foster, 2010  
391 Arian Foster, 2012  
370 Domanick Williams#, 2004  
331 Arian Foster, 2011

#### GAME

39 Arian Foster vs. Tennessee, 11/28/10  
38 Domanick Williams# at Indianapolis, 11/14/04  
36 Alfred Blue at Cleveland, 11/16/14  
Domanick Williams# at Detroit, 9/19/04  
Domanick Williams# vs. N.Y. Jets, 10/19/03

#### GAME, OPPONENT

43 Rudi Johnson at Cincinnati, 11/9/03  
36 Larry Johnson vs. Kansas City, 11/20/05  
34 Thomas Jones at Tampa Bay, 12/14/03  
34 Rashad Jennings at N.Y. Giants, 9/21/14

# - Domanick Williams known as Domanick Davis prior to 2006.

## INDIVIDUAL RUSHING

### RUSHING ATTEMPTS

#### MOST SEASONS LEADING TEAM

4 Arian Foster, 2010-12, 14  
3 Domanick Williams#, 2003-05  
2 Steve Slaton, 2008-09  
Ron Dayne, 2006-07

#### MOST CONSECUTIVE SEASONS LEADING TEAM

3 Arian Foster, 2010-12  
3 Domanick Williams#, 2003-05  
2 Steve Slaton, 2008-09  
2 Ron Dayne, 2006-07

#### CAREER

1,454 Arian Foster, 2009-15  
770 Domanick Williams#, 2003-05  
425 Steve Slaton, 2008-11

#### SEASON

351 Arian Foster, 2012  
327 Arian Foster, 2010  
302 Domanick Williams#, 2004  
278 Arian Foster, 2011

#### SEASON, ROOKIE

268 Steve Slaton, 2008  
238 Domanick Williams#, 2003  
197 Jonathan Wells, 2002

#### GAME

36 Alfred Blue at Cleveland, 11/16/14  
33 Arian Foster vs. Jacksonville, 10/30/11  
33 Arian Foster vs. Indianapolis, 9/12/10

#### GAME, ROOKIE

36 Alfred Blue at Cleveland, 11/16/14  
27 Domanick Williams# vs. N.Y. Jets, 10/19/03  
26 Domanick Williams# at Buffalo, 11/16/03  
Steve Slaton at Green Bay, 12/7/08

#### GAME, OPPONENT

43 Rudi Johnson, vs. Cincinnati, 11/9/03  
36 Larry Johnson, vs. Kansas City, 11/20/05  
34 Thomas Jones, at Tampa Bay, 12/14/03  
Rashad Jennings at N.Y. Giants, 9/21/14

### RUSHING YARDS GAINED

#### MOST SEASONS LEADING TEAM

4 Arian Foster, 2010-12, 14  
3 Domanick Williams#, 2003-05  
2 Steve Slaton, 2008-09  
Ron Dayne, 2006-07

#### MOST CONSECUTIVE SEASONS LEADING TEAM

3 Arian Foster, 2010-12  
Domanick Williams#, 2003-05  
2 Steve Slaton, 2008-09  
Ron Dayne, 2006-07

#### CAREER

6,472 Arian Foster, 2009-15  
3,195 Domanick Williams#, 2003-05  
1,992 Ben Tate, 2011-13

#### SEASONS, 1,000 OR MORE YARDS RUSHING

4 Arian Foster, 2010-12, 14  
2 Domanick Williams#, 2003-04  
1 Steve Slaton, 2008  
Lamar Miller, 2016

#### CONSECUTIVE SEASONS, 1,000 OR MORE YARDS RUSHING

3 Arian Foster, 2010-12  
2 Domanick Williams#, 2003-04

#### SEASON

1,616 Arian Foster, 2010  
1,424 Arian Foster, 2012  
1,282 Steve Slaton, 2008  
1,246 Arian Foster, 2014  
1,224 Arian Foster, 2011  
1,188 Domanick Williams#, 2004  
1,031 Domanick Williams#, 2003

#### SEASON, ROOKIE

1,282 Steve Slaton, 2008  
1,031 Domanick Williams#, 2003  
529 Jonathan Wells, 2002  
528 Alfred Blue, 2014

#### GAME

231 Arian Foster vs. Indianapolis, 9/12/10  
180 Arian Foster vs. Jacksonville, 1/2/11  
165 Arian Foster vs. Indianapolis, 12/16/12  
158 Arian Foster at Indianapolis, 12/22/11  
Domanick Williams# at Jacksonville, 12/26/04

#### GAME, OPPONENT

211 Larry Johnson vs. Kansas City, 11/20/05  
197 Chris Johnson at Tennessee, 9/20/09  
182 Rudi Johnson at Cincinnati, 11/9/03

#### GAME, ROOKIE

156 Alfred Blue at Cleveland, 11/16/14  
Steve Slaton at Indianapolis, 11/16/08  
129 Domanick Williams# vs. N.Y. Jets, 10/19/03

#### GAMES, 100 OR MORE YARDS RUSHING

32 Arian Foster, 2009-15  
11 Domanick Williams#, 2003-05  
6 Ben Tate, 2011-13  
5 Steve Slaton, 2008-09

#### CONSECUTIVE GAMES, 100 OR MORE YARDS

4 Arian Foster, 10/5/14-10/26/14  
3 Arian Foster, 10/23/11-11/6/11  
Steve Slaton, 12/1/08-12/14/08

# INDIVIDUAL RECORDS

## INDIVIDUAL RUSHING (cont.)

### RUSHING YARDS GAINED (cont.)

#### LONGEST RUN FROM SCRIMMAGE

- 81t Justin Forsett at Detroit, 11/22/12
- 74t Arian Foster at Oakland, 10/3/10
- 71t Steve Slaton at Indianapolis, 11/16/08
- 60 Ben Tate vs. Tennessee, 9/15/13
- 56 Arian Foster vs. Jacksonville, 1/2/11

#### LONGEST RUN FROM SCRIMMAGE, OPPONENT

- 91t Chris Johnson at Tennessee, 9/20/09
- 85t Lamar Miller at Miami, 10/25/15
- 80t Rashad Jennings vs. Oakland, 11/17/13
- 76 Fred Taylor at Jacksonville, 10/14/07

### RUSHING AVERAGE GAIN

#### CAREER (750 ATTEMPTS)

- 4.54 Arian Foster, 2009-15
- 4.15 Domanick Williams#, 2003-05

#### SEASON (100 ATTEMPTS)

- 5.38 Ben Tate, 2011 (175-942)
- 4.94 Arian Foster, 2010 (327-1,616)
- 4.79 Arian Foster, 2014 (260-1,246)
- 4.78 Steve Slaton, 2008 (268-1,282)
- 4.48 Arian Foster, 2013 (121-542)

#### GAME (10 ATTEMPTS)

- 11.14 Steve Slaton at Indianapolis, 11/16/08 (14-156)
- 9.58 Ben Tate vs. Cleveland, 11/6/11 (12-115)
- 8.60 Darius Walker vs. Jacksonville, 12/30/07 (10-86)
- 8.06 Domanick Williams# vs. Tennessee, 11/28/04 (16-129)
- 7.82 Arian Foster at Oakland, 10/3/10 (17-133)

#### GAME, OPPONENT (10 ATTEMPTS)

- 12.50 Lamar Miller at Miami, 10/25/15 (14-175)
- 12.31 Chris Johnson at Tennessee, 9/20/09 (16-197)
- 10.42 Maurice Jones-Drew at Jacksonville, 10/14/07 (12-125)
- 9.9 Derrick Henry at Tennessee, 12/3/17 (11-109)
- 8.36 Amos Zereoue vs. Oakland, 10/3/04 (14-117)

### RUSHING TOUCHDOWNS

#### SEASONS LEADING TEAM

- 4 Arian Foster, 2010-12, 14
- 2 Jonathan Wells, 2002, 2005
- Domanick Williams#, 2003-04
- Ron Dayne, 2006-07

#### CONSECUTIVE SEASONS LEADING TEAM

- 3 Arian Foster, 2010-12
- 2 Domanick Williams#, 2003-04
- Ron Dayne, 2006-07

#### CAREER

- 54 Arian Foster, 2009-15
- 23 Domanick Williams#, 2003-05
- 12 Steve Slaton, 2008-10

#### SEASON

- 16 Arian Foster, 2010
- 15 Arian Foster, 2012
- 13 Domanick Williams#, 2004
- 10 Arian Foster, 2011
- 9 Steve Slaton, 2008

#### GAME

- 3 Ben Tate vs. New England, 12/1/13
- 3 Arian Foster vs. Indianapolis, 9/12/10
- 3 Ryan Moats at Buffalo, 11/1/09

#### GAME, ROOKIE

- 2 7 times, last by D'Onta Foreman vs. Arizona, 11/19/17

#### GAME, OPPONENT

- 4 Shaun Alexander at Seattle, 10/16/05
- 3 Devonta Freeman at Atlanta, 10/4/15
- Maurice Jones-Drew vs. Jacksonville, 9/27/09
- Willie Parker vs. Pittsburgh, 9/7/08
- LaBrandon Toefield vs. Jacksonville, 12/24/05

#### CONSECUTIVE GAMES WITH A RUSHING TOUCHDOWN

- 6 Arian Foster, 10/23/11 – 12/4/11
- Domanick Williams#, 11/28/04 – 1/2/05
- 5 Arian Foster, 9/30/12 – 11/4/12
- Arian Foster, 10/17/10 – 11/21/10
- 4 Arian Foster, 12/18/11 – 9/16/12

# - Domanick Williams known as Domanick Davis prior to 2006.

## INDIVIDUAL PASSING

#### SEASONS LEADING TEAM

- 7 Matt Schaub, 2007-13
- 5 David Carr, 2002-06
- 1 Brian Hoyer, 2015

#### CONSECUTIVE SEASONS LEADING TEAM

- 7 Matt Schaub, 2007-13
- 5 David Carr, 2002-06

#### PASSER RATING

#### CAREER (1,500 ATTEMPTS)

- 90.9 Matt Schaub, 2007-13
- 75.5 David Carr, 2002-06

#### SEASON (224 ATTEMPTS)

- 98.6 Matt Schaub, 2009
- 96.8 Matt Schaub, 2011
- 95.3 Ryan Fitzpatrick, 2014
- 92.7 Matt Schaub, 2008
- 92.0 Matt Schaub, 2010

#### SEASON, ROOKIE (224 ATTEMPTS)

- 62.8 David Carr, 2002

#### GAME (20 ATTEMPTS)

- 147.7 Matt Schaub at Tennessee, 10/23/11
- 147.5 Ryan Fitzpatrick vs. Tennessee, 11/30/14
- 144.0 Matt Schaub vs. Cincinnati, 10/26/08
- 140.2 David Carr at Indianapolis, 9/17/06
- 129.7 Matt Schaub vs. Jacksonville, 1/2/11

#### GAME, OPPONENT (20 ATTEMPTS)

- 146.8 Steve McNair at Tennessee, 10/12/03
- 146.8 Jon Kitna vs. Cincinnati, 11/3/02
- 146.2 Tom Brady at New England, 9/24/17
- 139.8 Ben Roethlisberger vs. Pittsburgh, 9/18/05
- 137.8 Jake Plummer at Denver, 11/7/04

#### PASSING ATTEMPTS

#### SEASONS LEADING TEAM

- 7 Matt Schaub, 2007-13
- 5 David Carr, 2002-06
- 1 Brian Hoyer, 2015

#### CONSECUTIVE SEASONS LEADING TEAM

- 7 Matt Schaub, 2007-13
- 5 David Carr, 2002-06

#### CAREER

- 3,020 Matt Schaub, 2007-13
- 2,070 David Carr, 2002-06
- 453 Sage Rosenfels, 2006-08

#### SEASON

- 583 Matt Schaub, 2009
- 574 Matt Schaub, 2010
- 544 Matt Schaub, 2012
- 466 David Carr, 2004

#### SEASON, ROOKIE

- 444 David Carr, 2002
- 134 T.J. Yates, 2011
- 40 Dave Ragone, 2003

#### GAME

- 62 Matt Schaub vs. Baltimore, 12/13/10
- 58 Ryan Mallett at Carolina, 9/20/15
- 55 Matt Schaub vs. Jacksonville, 11/18/12
- 54 Matt Schaub at Tennessee, 12/19/10
- David Carr at N.Y. Jets, 11/26/06
- 52 Matt Schaub at Washington, 9/19/10
- 50 Matt Schaub at Arizona, 10/11/09

#### GAME, OPPONENT

- 61 Matthew Stafford at Detroit, 11/22/12
- 57 Peyton Manning vs. Indianapolis, 9/12/10
- Tommy Maddox at Pittsburgh, 12/8/02
- 55 Chad Henne at Miami, 12/27/09
- 53 Blake Bortles at Jacksonville, 10/18/15
- 52 Peyton Manning at Denver, 9/23/12
- 51 Peyton Manning vs. Denver, 12/22/13

#### PASS COMPLETIONS

#### SEASONS LEADING TEAM

- 7 Matt Schaub, 2007-13
- 5 David Carr, 2002-06
- 1 Brian Hoyer, 2015

#### CONSECUTIVE SEASONS LEADING TEAM

- 7 Matt Schaub, 2007-13
- 5 David Carr, 2002-06

#### CAREER

- 1,951 Matt Schaub, 2007-13
- 1,243 David Carr, 2002-06
- 301 Brock Osweiler, 2016
- 297 Sage Rosenfels, 2006-08

#### SEASON

- 396 Matt Schaub, 2009
- 365 Matt Schaub, 2010
- 350 Matt Schaub, 2012

#### SEASON, ROOKIE

- 233 David Carr, 2002
- 82 T.J. Yates, 2011
- 20 Dave Ragone, 2003

#### GAME

- 43 Matt Schaub vs. Jacksonville, 11/18/12
- 39 David Carr at N.Y. Jets, 11/26/06
- 38 Matt Schaub at Washington, 9/19/10
- 35 Matt Schaub at Tennessee, 12/19/10
- Matt Schaub at Arizona, 10/11/09

#### GAME, OPPONENT

- 40 Peyton Manning vs. Indianapolis, 9/12/10
- 36 Daunte Culpepper vs. Minnesota, 10/10/04
- 34 Peyton Manning at Indianapolis, 11/8/09
- 33 Drew Brees vs. New Orleans, 11/18/07
- Brett Favre vs. Green Bay 11/21/04

#### CONSECUTIVE COMPLETIONS

- \*22 David Carr vs. Buffalo, 11/19/06
- 17 Matt Schaub vs. Jacksonville, 11/18/12
- 16 Matt Schaub vs. Indianapolis (14), 9/23/07; at Atlanta (2), 9/30/07
- 13 David Carr at Indianapolis (9), 9/17/06; vs. Washington (4), 9/24/06
- Ryan Fitzpatrick vs. Washington (5), 9/7/14; at Oakland (8), 9/14/14

#### CONSECUTIVE COMPLETIONS, OPPONENT

- \*22 Mark Brunell vs. Washington, 9/24/06

\*Tied NFL record

# INDIVIDUAL RECORDS

## INDIVIDUAL PASSING (cont.)

### PASSING COMPLETION PERCENTAGE

#### SEASONS LEADING TEAM

- 6 Matt Schaub, 2007, 2009-13
- 5 David Carr, 2002-06
- 1 Brian Hoyer, 2015
- 1 Sage Rosenfels, 2008
- 1 Ryan Fitzpatrick, 2014

#### CONSECUTIVE SEASONS LEADING TEAM

- 5 Matt Schaub, 2009-13
- 5 David Carr, 2002-06

#### CAREER (1,500 ATTEMPTS)

- 64.6 Matt Schaub, 2007-13
- 60.0 David Carr, 2002-06

#### SEASON (224 ATTEMPTS)

- 68.3 David Carr, 2006
- 67.9 Matt Schaub, 2009
- 66.4 Matt Schaub, 2007
- 66.1 Matt Schaub, 2008
- 64.3 Matt Schaub, 2012

#### GAME (20 ATTEMPTS)

- 85.7 Matt Schaub vs. Cincinnati, 10/26/08
- 84.6 David Carr at Indianapolis, 9/17/06
- 83.9 Matt Schaub vs. Detroit, 10/19/08
- 83.3 David Carr vs. Buffalo, 11/19/06
- 81.8 Matt Schaub vs. Indianapolis, 9/23/07
- 81.8 Matt Schaub vs. Jacksonville, 1/2/11

### PASSING YARDS GAINED

#### SEASONS LEADING TEAM

- 7 Matt Schaub, 2007-13
- 5 David Carr, 2002-06
- 1 Brian Hoyer, 2015
- 1 Ryan Fitzpatrick, 2014

#### CONSECUTIVE SEASONS LEADING TEAM

- 7 Matt Schaub, 2007-13
- 5 David Carr, 2002-06

#### CAREER

- 23,221 Matt Schaub, 2007-13
- 13,391 David Carr, 2002-06
- 3,380 Sage Rosenfels, 2006-08

#### SEASONS, 4,000 OR MORE YARDS PASSING

- 3 Matt Schaub, 2009-10, 12

#### SEASONS, 3,000 OR MORE YARDS PASSING

- 4 Matt Schaub, 2008-12
- 1 David Carr, 2004

#### SEASON

- 4,770 Matt Schaub, 2009
- 4,370 Matt Schaub, 2010
- 4,008 Matt Schaub, 2012
- 3,531 David Carr, 2004

#### SEASON, ROOKIE

- 2,592 David Carr, 2002
- 949 T.J. Yates, 2011
- 135 Dave Ragone, 2003

#### GAME

- 527 Matt Schaub vs. Jacksonville, 11/18/12 (OT)
- 497 Matt Schaub at Washington, 9/19/10 (OT)
- 416 Matt Schaub vs. Oakland, 10/9/11
- 414 Matt Schaub at Green Bay, 12/7/08

### GAME, OPPONENT

- 452 Russell Wilson at Seattle, 10/29/17
- 441 Matthew Stafford at Detroit, 11/22/12 (OT)
- 433 Peyton Manning vs. Indianapolis, 9/12/10
- 426 Donovan McNabb at Washington, 9/19/10

### GAMES, 300 OR MORE YARDS PASSING, SEASON

- 9 Matt Schaub, 2009
- 7 Matt Schaub, 2010
- 4 Matt Schaub, 2008

### GAMES, 300 OR MORE YARDS PASSING, CAREER

- 27 Matt Schaub, 2007-13
- 4 David Carr, 2002-06
- 2 Deshaun Watson, 2017
- 1 Tom Savage, 2014, 16-17
- 1 Brian Hoyer, 2015
- 1 Case Keenum, 2013
- 1 T. J. Yates, 2011
- 1 Ryan Fitzpatrick, 2014

### LONGEST PASS COMPLETION

- 81 David Carr to Corey Bradford vs. Buffalo, 10/13/02
- 80 Matt Schaub to Jacoby Jones at Tampa Bay, 11/13/11 (TD)
- 78 Matt Schaub to Arian Foster at Tampa Bay, 11/13/11 (TD)
- 78 Matt Schaub to Arian Foster at Tennessee, 10/23/11 (TD)
- 78 David Carr to Corey Bradford at Miami, 9/7/03
- 77 Matt Schaub to Andre Johnson vs. Kansas City, 9/9/07 (TD)

### PASSING AVERAGE GAIN

#### SEASONS LEADING TEAM (224 ATTEMPTS/SEASON)

- 7 Matt Schaub, 2007-13
- 5 David Carr, 2002-06
- 1 Brian Hoyer, 2015

#### CONSECUTIVE SEASONS LEADING TEAM

- 7 Matt Schaub, 2007-13
- 5 David Carr, 2002-06

#### AVERAGE GAIN, CAREER (1,500 ATTEMPTS)

- 7.69 Matt Schaub, 2007-13
- 6.47 David Carr, 2002-06

#### AVERAGE GAIN, SEASON (224 ATTEMPTS)

- 8.49 Matt Schaub, 2011
- 8.18 Matt Schaub, 2009
- 8.00 Matt Schaub, 2008
- 7.96 Ryan Fitzpatrick, 2014
- 7.75 Matt Schaub, 2007

#### AVERAGE GAIN, SEASON, ROOKIE (224 ATTEMPTS)

- 5.84 David Carr, 2002

#### AVERAGE GAIN, GAME (20 ATTEMPTS)

- 13.40 Deshaun Watson vs. Seattle, 10/29/17
- 12.87 Matt Schaub at Tennessee, 10/23/11
- 11.77 Tom Savage at Tennessee, 12/3/17
- 11.50 Matt Schaub vs. Jacksonville, 1/2/11
- 10.85 Ryan Fitzpatrick vs. Tennessee, 11/30/14

#### AVERAGE GAIN, GAME, OPPONENT (20 ATTEMPTS)

- 15.59 Steve McNair at Tennessee, 10/12/03
- 12.83 Philip Rivers vs. San Diego, 11/7/10
- 12.10 Ben Roethlisberger vs. Pittsburgh, 9/18/05
- 11.85 Peyton Manning at Indianapolis, 11/14/04
- 11.36 Chad Pennington vs. Miami, 10/12/08

### PASSING TOUCHDOWNS

#### SEASONS LEADING TEAM

- 6 Matt Schaub, 2008-13
- 5 David Carr, 2002-06
- 1 Sage Rosenfels, 2007
- 1 Ryan Fitzpatrick, 2014
- 1 Brian Hoyer, 2015

#### CONSECUTIVE SEASONS LEADING TEAM

- 6 Matt Schaub, 2008-13
- 5 David Carr, 2002-06

### CAREER

- 124 Matt Schaub, 2007-13
- 59 David Carr, 2002-06
- 24 Sage Rosenfels, 2006-08
- 19 Deshaun Watson, 2017
- Brian Hoyer, 2015

### SEASON

- 29 Matt Schaub, 2009
- 24 Matt Schaub, 2010
- 22 Matt Schaub, 2012
- 19 Brian Hoyer, 2015

### ROOKIE, SEASON

- 9 David Carr, 2002
- 3 T.J. Yates, 2011

### GAME

- 6 Ryan Fitzpatrick vs. Tennessee, 11/30/14
- 5 Matt Schaub vs. Jacksonville, 11/18/12
- Deshaun Watson vs. Kansas City, 10/8/17
- 4 Deshaun Watson at Seattle, 10/29/17
- Deshaun Watson vs. Tennessee, 10/11/17
- Matt Schaub at Denver, 9/23/12
- Matt Schaub at Cincinnati, 10/18/09
- Matt Schaub at Tennessee, 9/20/09
- Sage Rosenfels vs. Tennessee, 10/21/07

### GAME, OPPONENT

- 6 Aaron Rodgers vs. Green Bay, 10/14/12
- 5 Daunte Culpepper vs. Minnesota, 10/10/04
- Peyton Manning at Indianapolis, 11/14/04
- Tom Brady at New England, 9/24/17

### GAMES, FOUR OR MORE TOUCHDOWN PASSES, CAREER

- 4 Matt Schaub, 2007-12
- 3 Deshaun Watson, 2017
- 1 Ryan Fitzpatrick, 2014
- 1 Sage Rosenfels, 2006-08

### GAMES, FOUR OR MORE TOUCHDOWN PASSES, SEASON

- 2 Matt Schaub, 2012
- Matt Schaub, 2009
- 1 Ryan Fitzpatrick, 2014
- Sage Rosenfels, 2007

### CONSECUTIVE GAMES, TOUCHDOWN PASSES

- 16 Matt Schaub, 11/14/10 – 10/30/11
- 12 Matt Schaub, 11/8/09 – 10/3/10
- Sage Rosenfels, 10/14/07 – 11/9/08
- 8 David Carr, 9/18/05 – 11/13/05
- 6 Matt Schaub, 10/21/12 – 12/2/12
- Matt Schaub, 9/20/09 – 10/25/09
- David Carr, 9/19/04 – 10/31/04

### PASSES HAD INTERCEPTED

#### CAREER

- 78 Matt Schaub, 2007-13
- 65 David Carr, 2002-06
- 23 Sage Rosenfels, 2006-08

#### SEASON

- 16 Brock Osweiler, 2016
- 15 Matt Schaub, 2009
- David Carr, 2002
- 14 Matt Schaub, 2013
- David Carr, 2004

#### GAME

- 4 Sage Rosenfels vs. Baltimore, 11/9/08
- David Carr at New England, 12/17/06

#### GAME, OPPONENT

- 4 David Garrard at Jacksonville, 11/12/06
- Steve McNair at Tennessee, 10/17/04

# INDIVIDUAL RECORDS

## INDIVIDUAL PASSING (cont.)

### PASSES HAD INTERCEPTED (cont.)

#### CONSECUTIVE PASSES WITHOUT AN INTERCEPTION

- 110 Matt Schaub, 11/14/10 – 12/2/10
- 105 Case Keenum, 10/20/13 – 11/17/13
- 104 Matt Schaub, 11/06/11 – 9/23/12
- 99 Matt Schaub, 12/10/12 – 12/30/12
- David Carr, 12/24/05 – 9/17/06
- David Carr, 10/17/04 – 11/14/04

#### ATTEMPTS, NO INTERCEPTIONS, GAME

- 44 Tom Savage vs. Indianapolis, 11/5/17
- 43 Case Keenum at Arizona, 11/10/13
- 42 David Carr vs. Minnesota, 10/10/04
- 41 David Carr at Denver, 11/7/04
- 40 Matt Schaub at St. Louis, 12/20/09
- Matt Schaub at Jacksonville, 9/28/08
- Matt Schaub at Atlanta, 9/30/07

#### ATTEMPTS, NO INTERCEPTIONS, GAME, OPPONENT

- 57 Peyton Manning vs. Indianapolis, 9/12/10
- 52 Peyton Manning at Denver, 9/23/12
- 51 Peyton Manning vs. Denver, 12/22/13
- 50 Daunte Culpepper vs. Minnesota, 10/10/04
- 46 Peyton Manning vs. Indianapolis, 11/16/08

### LOWEST INTERCEPTION PERCENTAGE

#### SEASONS LEADING TEAM

- 6 Matt Schaub, 2007-12
- 5 David Carr, 2002-06
- 1 Ryan Fitzpatrick, 2014
- 1 Brian Hoyer, 2015

#### CAREER (1,500 ATTEMPTS)

- 2.6 Matt Schaub, 2007-13
- 3.1 David Carr, 2002-06

#### SEASON (224 ATTEMPTS)

- 1.90 Brian Hoyer, 2015
- 2.05 Matt Schaub, 2011
- 2.09 Matt Schaub, 2010
- 2.21 Matt Schaub, 2012
- 2.37 Case Keenum, 2013
- 2.56 Ryan Fitzpatrick, 2014

#### SEASON, ROOKIE (224 ATTEMPTS)

- 3.38 David Carr, 2002

### TIMES SACKED

#### CAREER

- 249 David Carr, 2002-06
- 160 Matt Schaub, 2007-13
- 25 Tom Savage, 2014, 16-17
- Brian Hoyer, 2015

#### SEASON

- \*76 David Carr, 2002
- 68 David Carr, 2005
- 49 David Carr, 2004

#### GAME

- 9 David Carr at San Diego, 9/15/03
- 8 David Carr at Cleveland, 10/20/02
- David Carr vs. Pittsburgh, 9/18/05
- 7 David Carr vs. Tennessee, 10/9/05
- David Carr at Cincinnati, 10/2/05
- David Carr at Philadelphia, 9/29/02
- 6 Tom Savage vs. Jacksonville, 9/10/17

#### GAME, OPPONENT

- 8 Blake Bortles vs. Jacksonville, 1/3/16
- 6 Jake Locker at Tennessee, 12/2/12
- 6 Blaine Gabbert at Jacksonville, 11/27/11
- 6 Tommy Maddox at Pittsburgh, 12/8/02

\* NFL record

## INDIVIDUAL RECEIVING

### RECEPTIONS

#### SEASONS LEADING TEAM

- 10 Andre Johnson, 2003-06, 08-10, 12-14
- 2 DeAndre Hopkins, 2015-16
- 1 Owen Daniels, 2011
- Kevin Walter, 2007
- Billy Miller, 2002

#### CONSECUTIVE SEASONS LEADING TEAM

- 4 Andre Johnson, 2003-06
- 3 Andre Johnson, 2008-10
- Andre Johnson, 2012-14

#### CAREER

- 1,012 Andre Johnson, 2003-14
- 394 DeAndre Hopkins, 2013-17
- 385 Owen Daniels, 2006-13
- 326 Kevin Walter, 2006-12

#### SEASONS, 50 OR MORE PASS RECEPTIONS

- 11 Andre Johnson, 2003-10, 2012-14
- 4 Kevin Walter, 2007-10
- Owen Daniels, 2007-08, 2011-12
- DeAndre Hopkins, 2013-16
- 2 Arian Foster, 2010-11
- 1 Jacoby Jones, 2010

#### SEASON

- 115 Andre Johnson, 2008
- 112 Andre Johnson, 2012
- 111 DeAndre Hopkins, 2015
- 109 Andre Johnson, 2013
- 103 Andre Johnson, 2006

#### SEASON, ROOKIE

- 66 Andre Johnson, 2003
- 52 DeAndre Hopkins, 2013
- 50 Steve Slaton, 2008
- 47 Domanick Williams#, 2003
- Will Fuller V, 2016

#### GAME

- 14 Andre Johnson vs. Jacksonville, 11/18/12 (OT)
- 13 Andre Johnson at Jacksonville, 12/5/13
- 12 6 times, last by A. Johnson at San Diego, 9/9/13

#### GAME, OPPONENT

- 14 Dallas Clark at Indianapolis, 11/8/09
- 12 4 times, last by A.J. Green vs. Cincinnati, 11/23/14

#### CONSECUTIVE GAMES PLAYED, PASS RECEPTION

- 133 Andre Johnson, 11/6/05 – 12/21/14
- 88 Owen Daniels, 12/10/06 – 10/6/13
- 76 DeAndre Hopkins, 9/9/13 – 12/3/17 (current)
- 37 Arian Foster, 1/3/10 – 10/21/12
- 35 Andre Johnson, 9/7/03 – 10/2/05
- 35 Kevin Walter, 9/7/08 – 10/10/10

### RECEIVING YARDS GAINED

#### SEASONS LEADING TEAM

- 10 Andre Johnson, 2003-10, 12-13
- 3 DeAndre Hopkins, 2014-16
- 1 Owen Daniels, 2011
- Corey Bradford, 2002

#### CONSECUTIVE SEASONS LEADING TEAM

- 8 Andre Johnson, 2003-10
- 3 DeAndre Hopkins, 2014-16

#### CAREER

- 13,597 Andre Johnson, 2003-14
- 5,571 DeAndre Hopkins, 2013-17
- 4,617 Owen Daniels, 2006-13
- 4,083 Kevin Walter, 2006-12
- 2,268 Arian Foster, 2009-15

#### SEASONS, 1,000 OR MORE YARDS

- 7 Andre Johnson – 2004, 2006, 2008-10, 2012-13
- 2 DeAndre Hopkins – 2014-15

#### SEASON

- 1,598 Andre Johnson, 2012
- 1,575 Andre Johnson, 2008
- 1,569 Andre Johnson, 2009
- 1,521 DeAndre Hopkins, 2015
- 1,407 Andre Johnson, 2013
- 1,216 Andre Johnson, 2010

#### SEASON, ROOKIE

- 976 Andre Johnson, 2003
- 802 DeAndre Hopkins, 2013
- 635 Will Fuller V, 2016
- 483 Jabar Gaffney, 2002
- 377 Steve Slaton, 2008

#### GAME

- 273 Andre Johnson vs. Jacksonville, 11/18/12 (OT)
- 238 DeAndre Hopkins vs. Tennessee, 11/30/14
- 229 Andre Johnson vs. Indianapolis, 11/3/13
- 224 DeAndre Hopkins at Seattle, 10/29/17
- 207 Andre Johnson vs. Tennessee, 12/14/08
- 196 Andre Johnson at St. Louis, 12/20/09
- 193 Andre Johnson vs. Seattle, 12/13/09

#### GAME, OPPONENT

- 265 Lee Evans vs. Buffalo, 11/19/06
- 236 Justin Blackmon vs. Jacksonville, 11/18/12 (OT)
- 223 T.Y. Hilton vs. Indianapolis, 10/9/14
- 177 Derrick Mason at Tennessee, 10/12/03

#### GAMES, 100 OR MORE YARDS, CAREER

- 51 Andre Johnson, 2003-14
- 17 DeAndre Hopkins, 2013-17
- 4 Owen Daniels, 2006-12
- 3 Arian Foster, 2009-15
- Corey Bradford, 2002-05
- Kevin Walter, 2006-12

#### GAMES, 100 OR MORE YARDS, SEASON

- 8 Andre Johnson, 2008
- 6 DeAndre Hopkins, 2015
- 6 Andre Johnson, 2009, 2010, 2012, 2013
- 4 DeAndre Hopkins, 2014

#### CONSECUTIVE GAMES, 100 OR MORE YARDS

- 4 Andre Johnson, 10/5/08 - 10/26/08
- DeAndre Hopkins, 9/27/15 - 10/18/15
- 3 Andre Johnson, 9/9/07 - 11/18/07
- 2 9 times, last by Andre Johnson, 12/1/13 - 12/5/13
- Will Fuller V, 9/11/16 - 9/18/16

#### LONGEST RECEPTION

- 81 Corey Bradford from David Carr vs. Buffalo, 10/13/02
- 80 Jacoby Jones from Matt Schaub at Tampa Bay, 11/13/11 (TD)
- 78 Arian Foster from Matt Schaub at Tampa Bay, 11/13/11 (TD)
- Arian Foster from Matt Schaub at Tennessee, 10/23/11 (TD)
- Corey Bradford from David Carr at Miami, 9/7/03 (TD)
- 76 DeAndre Hopkins from Ryan Fitzpatrick vs. Washington, 9/7/14 (TD)

#### LONGEST RECEPTION, OPPONENT

- 96 Calvin Johnson vs. Detroit, 10/19/08 (TD)
- 94 Robert Woods at Los Angeles, 11/12/17 (TD)
- 84 Troy Edwards vs. Jacksonville, 10/28/03 (TD)
- 83 Lee Evans vs. Buffalo, 11/19/06 (TD)
- 81 Justin Blackmon vs. Jacksonville, 11/18/12 (TD)

# INDIVIDUAL RECORDS

## INDIVIDUAL RECEIVING (cont.)

### RECEIVING AVERAGE

#### AVERAGE GAIN, CAREER (200 RECEPTIONS)

14.23 DeAndre Hopkins, 2013-17  
13.44 Andre Johnson, 2003-14  
12.52 Kevin Walter, 2006-12  
11.99 Owen Daniels, 2006-13

#### AVERAGE GAIN, SEASON (32 RECEPTIONS)

17.67 André Davis, 2007  
15.92 DeAndre Hopkins, 2014  
15.53 Andre Johnson, 2009  
15.49 Corey Bradford, 2002  
15.42 DeAndre Hopkins, 2013

#### AVERAGE GAIN, GAME (MIN. 3 RECEPTIONS)

30.50 Andre Johnson at Buffalo, 11/16/03 (4-122)  
28.67 Andre Johnson at Detroit, 9/19/04 (3-86)  
28.00 DeAndre Hopkins at Seattle, 10/29/17 (8-224)  
27.25 Jabar Gaffney at Chicago, 12/19/04 (4-109)  
26.50 Joel Dreessen at N.Y. Jets, 11/21/10 (4-106)

### RECEIVING TOUCHDOWNS

#### SEASONS LEADING TEAM

8 Andre Johnson, 2003-04, 2006-10, 2013  
3 Corey Bradford, 2002-03, 2005

#### CONSECUTIVE SEASONS LEADING TEAM

5 Andre Johnson, 2006-10

#### CAREER

64 Andre Johnson, 2003-14  
32 DeAndre Hopkins, 2013-17  
29 Owen Daniels, 2006-13  
24 Kevin Walter, 2006-12  
18 Corey Bradford, 2002-05

#### SEASON

11 DeAndre Hopkins, 2015  
9 Andre Johnson, 2009  
8 Andre Johnson, 2010  
Andre Johnson, 2008  
Kevin Walter, 2008  
Andre Johnson, 2007

#### SEASON, ROOKIE

5 Owen Daniels, 2006  
4 Andre Johnson, 2003

#### GAME

3 DeAndre Hopkins vs. Kansas City, 10/8/17  
Andre Johnson vs. Indianapolis, 11/3/13

#### GAME, ROOKIE

2 Jaelen Strong vs. Indianapolis, 10/8/15  
Owen Daniels at Tennessee, 10/29/06  
Andre Johnson vs. Kansas City, 9/21/03

#### GAME, OPPONENT

3 T.Y. Hilton vs. Indianapolis, 11/3/13  
Jordy Nelson vs. Green Bay, 10/14/12  
Vernon Davis vs. San Francisco, 10/25/09  
Steve Smith at Carolina, 9/16/07  
Terrell Owens at Dallas, 10/15/06  
Derrick Mason at Tennessee, 10/12/03

#### CONSECUTIVE GAMES, TOUCHDOWNS

5 DeAndre Hopkins, 10/1/17 - 11/5/17  
4 Will Fuller V, 10/1/17 - 10/29/17  
Arian Foster, 10/20/14 - 11/30/14  
Andre Johnson, 12/13/10 - 9/18/11  
Andre Johnson, 12/2/07 - 12/23/07

## INDIVIDUAL PUNTING

### SEASONS LEADING TEAM

5 Chad Stanley, 2002-06  
4 Matt Turk, 2007-10  
4 Shane Lechler, 2013-16

### CONSECUTIVE SEASONS LEADING TEAM

5 Chad Stanley, 2002-06  
4 Matt Turk, 2007-10  
4 Shane Lechler, 2013-16

### PUNTS

#### CAREER

437 Chad Stanley, 2002-06  
402 Shane Lechler, 2013-17  
254 Matt Turk, 2007-11  
88 Donnie Jones, 2012

#### SEASON

114 Chad Stanley, 2002  
97 Chad Stanley, 2003  
95 Shane Lechler, 2015  
88 Shane Lechler, 2013  
Donnie Jones, 2012

#### GAME

11 Chad Stanley at Indianapolis, 12/1/02  
10 Donnie Jones at Tennessee, 12/2/12  
Brett Hartmann at Jacksonville, 11/27/11  
Chad Stanley at Jacksonville, 12/7/03  
Chad Stanley at Pittsburgh, 12/8/02  
Chad Stanley at San Diego, 9/15/02  
Chad Stanley vs. Dallas, 9/8/02

#### GAME, OPPONENT

11 Marquette King vs. Oakland, 11/17/13  
10 Darren Bennett at San Diego, 9/15/02  
9 6 times, last Colton Schmidt vs. Buffalo, 9/28/14

#### LONGEST PUNT

71 Shane Lechler vs. Indianapolis, 10/9/14  
69 Brett Hartmann at Miami, 9/18/11  
66 Donnie Jones at Denver, 9/23/12  
Brett Hartmann vs. Atlanta, 12/4/11  
65 Shane Lechler at Oakland, 9/14/14  
Shane Lechler at Arizona, 11/10/13  
Donnie Jones vs. Minnesota, 12/23/12

#### LONGEST PUNT, OPPONENT

75 Mat McBriar at Dallas, 10/15/06  
74 Sam Koch vs. Baltimore, 11/9/08  
70 Brett Kern at Tennessee, 12/2/12  
Brandon Fields vs. Miami, 9/18/11

### PUNT AVERAGE

#### CAREER (250 PUNTS)

47.5 Shane Lechler, 2013-17  
42.3 Matt Turk, 2007-11  
41.0 Chad Stanley, 2002-06

#### SEASON (40 PUNTS)

47.6 Shane Lechler, 2013  
47.5 Shane Lechler, 2016  
47.3 Shane Lechler, 2015  
47.2 Donnie Jones, 2012  
46.3 Shane Lechler, 2014  
44.4 Brett Hartmann, 2011

#### GAME (4 PUNTS)

58.9 Shane Lechler at Arizona, 11/10/13 (7 punts)  
54.5 Shane Lechler vs. Indianapolis, 10/9/14 (4 punts)  
54.2 Donnie Jones at Denver, 9/23/12 (5 punts)  
53.0 Shane Lechler at Seattle, 10/29/17 (5 punts)  
52.8 Brett Hartmann vs. Atlanta, 12/4/11 (5 punts)

#### GAME, OPPONENT (4 PUNTS)

56.8 Shane Lechler at Oakland, 12/3/06 (4 punts)  
Mat McBriar at Dallas, 10/15/06 (4 punts)  
53.9 Brett Nortman at Carolina, 9/20/15 (7 punts)  
53.4 Shane Lechler vs. Oakland, 10/4/09 (8 punts)  
52.8 Mike Scifres at San Diego, 10/28/07 (5 punts)  
52.2 Bryan Anger at Jacksonville, 9/16/12 (9 punts)

### PUNTS HAD BLOCKED

#### CONSECUTIVE PUNTS, NONE BLOCKED

327 Chad Stanley, 2002-06  
296 Shane Lechler, 2014-17 (current)  
254 Matt Turk, 2007-11  
99 Shane Lechler, 2013-14

#### PUNTS HAD BLOCKED, CAREER

2 Chad Stanley, 2002-06  
1 Shane Lechler, 2013-15

#### PUNTS HAD BLOCKED, SEASON

2 Chad Stanley, 2002  
1 Shane Lechler, 2014

### PUNTS INSIDE THE 20

#### CAREER

139 Shane Lechler, 2013-17  
135 Chad Stanley, 2002-06  
88 Matt Turk, 2007-11

#### SEASON

36 Chad Stanley, 2002  
36 Chad Stanley, 2003  
34 Shane Lechler, 2013

#### GAME

6 Chad Stanley vs. Dallas, 9/8/02  
5 Shane Lechler vs. Indianapolis, 11/5/17  
Shane Lechler vs. Tennessee, 9/15/13  
Donnie Jones at Tennessee, 12/2/12  
Chad Stanley at San Francisco, 1/10/06

#### GAME, OPPONENT

6 Brett Kern at Tennessee, 12/29/13  
Andy Lee vs. Arizona, 11/19/17  
5 Sam Koch vs. Baltimore, 12/13/10  
Mike Scifres at San Diego, 10/28/07  
Craig Hentrich vs. Tennessee, 12/10/06

# INDIVIDUAL RECORDS

## PUNT RETURNS

### PUNT RETURNS

#### SEASONS LEADING TEAM

- 5 Jacoby Jones, 2007-11
- 3 Keshawn Martin, 2012-14
- 2 J.J. Moses, 2003-04

#### CAREER

- 179 Jacoby Jones, 2007-11
- 86 Keshawn Martin, 2012-15
- 72 J.J. Moses, 2003-04

#### SEASON

- 49 Jacoby Jones, 2011
- 39 Jacoby Jones, 2009
- 39 Keshawn Martin, 2013
- 36 Keith Mumphery, 2015
- J.J. Moses, 2003, 04
- Jermaine Lewis, 2002

#### SEASON, ROOKIE

- 36 Keith Mumphery, 2015
- 30 Jacoby Jones, 2007
- 27 Tyler Ervin, 2016
- 22 Keshawn Martin, 2012
- 12 Jerome Mathis, 2005

#### GAME

- 7 Keshawn Martin vs. Oakland, 11/17/13
- Jacoby Jones at Jacksonville, 11/27/11
- Jacoby Jones vs. Oakland, 10/4/09
- 6 Trindon Holliday at Jacksonville, 9/16/12
- Keith Mumphery at Carolina, 9/20/15

#### GAME, OPPONENT

- 6 Patrick Peterson at Arizona, 11/10/13
- Marcus Sherels vs. Minnesota, 12/23/12
- Darius Reynaud at Tennessee, 12/2/12
- David Allen at Jacksonville, 12/7/03
- Antwaan Randle El at Pittsburgh, 12/8/02
- Troy Walters at Indianapolis, 12/1/02

#### FAIR CATCHES

#### CAREER

- 60 Jacoby Jones, 2007-11
- 55 Keshawn Martin, 2012-14
- 20 J.J. Moses, 2003-04

#### SEASON

- 24 Keshawn Martin, 2014
- 21 Keshawn Martin, 2013
- 17 Jacoby Jones, 2008
- Jermaine Lewis, 2002
- 15 Jacoby Jones, 2010

#### GAME

- 4 Keshawn Martin vs. Indianapolis, 10/9/14
- Keshawn Martin at Tennessee, 12/29/13
- Dexter Wynn vs. Buffalo, 11/19/06
- Jermaine Lewis vs. Dallas, 9/8/02

#### GAME, OPPONENT

- 5 Dante Hall vs. Kansas City, 9/21/03
- 4 7 times, last by Ace Sanders vs. Jacksonville, 11/24/13

#### PUNT RETURN YARDS GAINED

#### SEASONS LEADING TEAM

- 5 Jacoby Jones, 2007-11
- 3 Keshawn Martin, 2012-14
- 2 J.J. Moses, 2003-04

#### CAREER

- 1,820 Jacoby Jones, 2007-11
- 766 Keshawn Martin, 2012-15
- 553 J.J. Moses, 2003-04

#### SEASON

- 518 Jacoby Jones, 2011
- 427 Jacoby Jones, 2009
- 386 Jacoby Jones, 2008

#### SEASON, ROOKIE

- 286 Jacoby Jones, 2007
- 280 Keith Mumphery, 2015
- 267 Keshawn Martin, 2012
- 261 Tyler Ervin, 2016

#### GAME

- 125 Keshawn Martin vs. Oakland, 11/17/13
- 100 Jacoby Jones at Arizona, 10/11/09
- 92 Avion Black vs. Baltimore, 12/15/02
- 91 Jacoby Jones at Jacksonville, 11/27/11
- Jacoby Jones vs. Indianapolis, 9/11/11

#### GAME, OPPONENT

- 93 Tandon Doss at Baltimore, 9/22/13
- 81 DeAnthony Thomas vs. Kansas City, 9/13/15
- 80 Johnnie Lee Higgins at Oakland, 12/21/08
- Adam Jones at Tennessee, 12/11/05
- 76 Marcus Thigpen vs. Miami, 9/9/12

#### LONGEST PUNT RETURN

- 87 Keshawn Martin vs. Oakland, 11/17/13
- 791 Jacoby Jones vs. Indianapolis, 9/11/11
- 76 Avion Black vs. Baltimore, 12/15/02
- 74 Jacoby Jones vs. Indianapolis, 9/23/07
- 731 Jacoby Jones vs. Cincinnati, 10/26/08

#### PUNT RETURN AVERAGE

#### CAREER (75 RETURNS)

- 10.17 Jacoby Jones, 2007-11
- 8.91 Keshawn Martin, 2012-14

#### SEASON (20 RETURNS)

- 12.14 Keshawn Martin, 2012
- 12.06 Jacoby Jones, 2008
- 10.92 Jacoby Jones, 2009
- 9.67 Tyler Ervin, 2016

#### SEASON, ROOKIE (20 RETURNS)

- 12.14 Keshawn Martin, 2012
- 9.67 Tyler Ervin, 2016

#### GAME (3 RETURNS)

- 30.67 Avion Black vs. Baltimore, 12/15/02
- 30.33 Jacoby Jones vs. Indianapolis, 9/11/11
- 21.75 Jacoby Jones vs. Miami, 10/12/08
- 20.00 Jacoby Jones at Arizona, 10/11/09

#### GAME, OPPONENT (3 RETURNS)

- 26.67 Adam Jones at Tennessee, 12/11/05
- 22.33 Griff Whalen at Indianapolis, 12/16/13
- 19.67 Adam Jones at Tennessee, 10/29/06

#### PUNT RETURN TOUCHDOWNS

#### CAREER

- 3 Jacoby Jones, 2007-11
- 1 Keshawn Martin, 2012-15
- Avion Black, 2002
- Will Fuller V, 2016-2017

#### SEASON

- 2 Jacoby Jones, 2008
- 1 Keshawn Martin, 2013
- Jacoby Jones, 2011
- Avion Black, 2002
- Will Fuller V, 2016

#### GAME

- 1 Will Fuller V vs. Tennessee, 10/2/16 (67 yards)
- Keshawn Martin vs. Oakland, 11/17/13 (87)
- Jacoby Jones vs. Indianapolis, 9/11/11 (79)
- Jacoby Jones vs. Cincinnati, 10/26/08 (73)
- Jacoby Jones vs. Miami, 10/12/08 (70)
- Avion Black vs. Baltimore, 12/15/02 (76)

#### GAME, OPPONENT

- 1 Tyreek Hill vs. Kansas City, 10/8/17 (82 yards)
- Tandon Doss at Baltimore, 9/22/13 (82)
- Marcus Thigpen vs. Miami, 9/9/12 (72)
- Johnnie Lee Higgins at Oakland, 12/21/08 (80)
- Adam Jones at Tennessee, 10/29/06 (53)
- Adam Jones at Tennessee, 12/11/05 (52)
- Dante Hall vs. Kansas City, 9/21/03 (73)

## KICKOFF RETURNS

### KICKOFF RETURNS

#### SEASONS LEADING TEAM

- 3 André Davis, 2007-09
- 2 Keshawn Martin, 2012-13
- J.J. Moses, 2003-04
- 1 Danieal Manning, 2014
- Keith Mumphery, 2015
- Tyler Ervin, 2016

#### CAREER

- 117 J.J. Moses, 2003-04
- 108 André Davis, 2007-09
- 72 Jerome Mathis, 2005-07
- 68 Keshawn Martin, 2012-15

#### SEASON

- 59 J.J. Moses, 2004
- 58 J.J. Moses, 2003
- 54 Jerome Mathis, 2005

#### SEASON, ROOKIE

- 54 Jerome Mathis, 2005
- 31 Keshawn Martin, 2012
- 20 Vernand Morency, 2005

#### GAME

- 8 Dexter Wynn at New England, 12/17/06
- 7 10 times, last by Jacoby Jones at Indianapolis, 11/1/10

#### GAME, OPPONENT

- 7 Devin Moore vs. Indianapolis, 9/12/10
- Reggie Swinton vs. Arizona, 12/18/05
- Doug Gabriel vs. Oakland, 10/3/04

#### KICKOFF RETURN YARDS

#### SEASONS LEADING TEAM

- 3 André Davis, 2007-09
- 2 Keshawn Martin, 2012-13
- J.J. Moses, 2003-04
- Danieal Manning, 2011, 2014

#### CAREER

- 2,743 André Davis, 2007-09
- 2,658 J.J. Moses, 2003-04
- 2,054 Jerome Mathis, 2005-07
- 1,707 Keshawn Martin, 2012-15

#### SEASON

- 1,542 Jerome Mathis, 2005
- 1,355 J.J. Moses, 2003
- 1,303 J.J. Moses, 2004

#### SEASON, ROOKIE

- 1,542 Jerome Mathis, 2005
- 741 Keshawn Martin, 2012
- 437 Vernand Morency, 2005

# INDIVIDUAL RECORDS

## KICKOFF RETURNS (cont.)

### KICKOFF RETURN YARDS (cont.)

#### GAME

- 266 Jerome Mathis vs. Kansas City, 11/20/05
- 266 Jerome Mathis vs. Indianapolis, 10/23/05
- 234 André Davis vs. Jacksonville, 12/30/07
- 233 Jerome Mathis vs. Indianapolis, 9/23/07
- 186 J.J. Moses at Cincinnati, 11/9/03

#### GAME, OPPONENT

- 233 David Reed vs. Baltimore, 12/13/10
- 199 Doug Gabriel vs. Oakland, 10/3/04
- 196 Jacoby Jones vs. Baltimore, 10/21/12
- 187 Danieal Manning vs. Chicago, 12/28/08
- 176 Ted Ginn Jr. vs. Miami, 10/7/07

#### LONGEST, GAME (ALL TDS)

- 104 André Davis vs. Jacksonville, 12/30/07
- 99 Jerome Mathis vs. Kansas City, 11/20/05
- 97 André Davis vs. Jacksonville, 12/30/07
- 97 André Davis vs. Tampa Bay, 12/9/07
- 95 Jacoby Jones vs. Oakland, 10/4/09

#### LONGEST, GAME, OPPONENT (ALL TDS)

- 103 David Reed vs. Baltimore, 12/13/10
- 101 Deji Karim at Indianapolis, 12/30/12
- 100 Joe McKnight at N.Y. Jets, 10/8/12
- 99 Eddie Drummond at Detroit, 9/19/04
- 95 André Davis at Cleveland, 10/20/02

#### KICKOFF RETURN AVERAGE

#### CAREER (75 RETURNS)

- 25.40 André Davis, 2007-09
- 22.72 J.J. Moses, 2003-04

#### SEASON (20 RETURNS)

- 30.25 André Davis, 2007
- 28.56 Jerome Mathis, 2005
- 26.58 Jacoby Jones, 2009

#### SEASON, ROOKIE (20 RETURNS)

- 28.6 Jerome Mathis, 2005
- 23.1 Keshawn Martin, 2012

#### GAME (3 RETURNS)

- 46.80 André Davis vs. Jacksonville, 12/30/07
- 38.00 Jerome Mathis vs. Kansas City, 11/20/05
- 38.00 Jerome Mathis vs. Indianapolis, 10/23/05
- 37.00 Jerome Mathis at Oakland, 12/3/06

#### GAME, OPPONENT (3 RETURNS)

- 53.00 Deji Karim at Indianapolis, 12/30/12
- 42.00 André Davis at Cleveland, 10/20/02
- 39.33 Eddie Drummond at Detroit, 9/19/04
- 38.84 David Reed vs. Baltimore, 12/13/10

#### KICKOFF RETURN TOUCHDOWNS

#### CAREER

- 3 André Davis, 2007
- Jerome Mathis, 2005-07
- 1 Jacoby Jones, 2007-11

#### SEASON

- 3 André Davis, 2007
- 2 Jerome Mathis, 2005
- 1 Jacoby Jones, 2009
- Jerome Mathis, 2007

#### ROOKIE, SEASON

- 2 Jerome Mathis, 2005

#### GAME

- \*2 André Davis vs. Jacksonville, 12/30/07 (104 and 97 yards)
- 1 Jacoby Jones vs. Oakland, 10/4/09 (95)
- André Davis vs. Tampa Bay, 12/9/07 (97)
- Jerome Mathis vs. Indianapolis, 9/23/07 (94)
- Jerome Mathis vs. Kansas City, 11/20/05 (99)
- Jerome Mathis vs. Indianapolis, 10/23/05 (89)

\* Tied NFL record

#### GAME, OPPONENT

- 1 Deji Karim at Indianapolis, 12/30/12 (101 yards)
- Joe McKnight at N.Y. Jets, 10/8/12 (100)
- David Reed vs. Baltimore, 12/13/10 (103)
- Ellis Hobbs at New England, 12/17/06 (93)
- Eddie Drummond at Detroit, 9/19/04 (99)
- André Davis at Cleveland, 10/20/02 (95)

## BLOCKED PUNTS/KICKS

### BLOCKED PUNTS

#### CAREER

- 2 Bryan Braman, 2011-13
- Ramon Walker, 2002-05
- 1 Alfred Blue, 2014-17
- Antwan Peek, 2003-05
- Jimmy McClain, 2002

#### SEASON

- 2 Bryan Braman, 2012
- 1 Ramon Walker, 2005
- Antwan Peek, 2004
- Ramon Walker, 2003
- Jimmy McClain, 2002
- Alfred Blue, 2014

#### GAME

- 1 Alfred Blue vs. Washington, 9/7/14
- Bryan Braman vs. Indianapolis, 12/16/12
- Bryan Braman vs. Green Bay, 10/14/12
- Ramon Walker at San Francisco, 11/10/06
- Antwan Peek at Denver, 11/7/04
- Ramon Walker vs. New England, 11/23/03
- Jimmy McClain at Washington, 12/22/02

#### GAME, OPPONENT

- 1 Demontre Moore at N.Y. Giants, 9/21/14
- Randy Starks vs. Tennessee, 11/28/04
- Rocky Boiman vs. Tennessee, 12/29/02
- Eric Westmoreland at Jacksonville, 10/27/02

### BLOCKED PUNT RETURNS

#### CAREER

- 1 Alfred Blue, 2014-17
- DeVier Posey, 2012-14
- Bryan Braman, 2011-13
- Jonathan Wells, 2002-05
- Kevin Williams, 2002

#### SEASON

- 1 Alfred Blue, 2014
- DeVier Posey, 2012
- Bryan Braman, 2012
- Jonathan Wells, 2002
- Kevin Williams, 2002

#### GAME

- 1 Alfred Blue vs. Washington, 9/7/14
- Bryan Braman vs. Indianapolis, 12/16/12
- DeVier Posey vs. Green Bay, 10/14/12
- Jonathan Wells at Denver, 11/7/04
- Kevin Williams at Washington, 12/22/02

### BLOCKED FIELD GOALS

#### CAREER

- 3 J.J. Watt 2011-17
- 1 Jared Crick, 2012-15
- Danieal Manning, 2011-14
- Bernard Pollard, 2009-10
- Dunta Robinson, 2004-09
- Eric Brown, 2002-04
- Ramon Walker, 2002-04

#### SEASON

- 2 J.J. Watt, 2013
- 1 Jared Crick, 2015
- Danieal Manning, 2011
- J.J. Watt, 2011
- Bernard Pollard, 2010
- Dunta Robinson, 2007
- Eric Brown, 2003
- Ramon Walker, 2003

#### GAME

- 1 9 times, last by Jared Crick at Carolina, 9/20/15

#### GAME, OPPONENT

- 1 12 times, last by Justin Tuck at Oakland, 9/14/14

### BLOCKED PATS

#### CAREER

- 1 J.J. Watt, 2011-17
- Michael Boulware, 2007
- Seth Payne, 2002-06

#### SEASON

- 1 J.J. Watt, 2014
- Michael Boulware, 2007
- Seth Payne, 2006

#### GAME

- 1 J.J. Watt vs. Washington, 9/7/14
- Michael Boulware at Jacksonville, 10/14/07
- Seth Payne at Indianapolis, 9/17/06

#### GAME, OPPONENT

- 1 Albert Haynesworth at Tampa Bay, 11/13/11
- Robaire Smith at Tennessee, 10/29/06

## TOTAL RETURN YARDS

#### CAREER

- 3,310 Jacoby Jones, 2007-11 (p- 1,820, k- 1,490)
- 3,211 J.J. Moses, 2003-04 (p- 553, k- 2,658)
- 2,743 André Davis, 2007-09 (p- 0, k- 2,743)
- 2,473 Keshawn Martin, 2012-15 (p- 766, k- 1,707)
- 2,122 Jerome Mathis, 2005-07 (p- 68, k- 2,054)

#### SEASON

- 1,612 J.J. Moses, 2004 (p- 309, k- 1,303)
- 1,610 Jerome Mathis, 2005 (p- 68, k- 1,542)
- 1,599 J.J. Moses, 2003 (p- 244, k- 1,355)
- 1,292 Keshawn Martin, 2013 (p- 345, k- 947)
- 1,241 Jermaine Lewis, 2002 (p- 280, k- 961)

#### GAME

- 266 Jerome Mathis vs. Kansas City, 11/20/05 (p-0, k- 266)
- 266 Jerome Mathis vs. Indianapolis, 10/23/05 (p-0, k- 266)
- 238 Keshawn Martin vs. Jacksonville, 11/18/12 (p-76, k- 162)
- 234 André Davis vs. Jacksonville, 12/30/07 (p-0, k- 234)
- 233 Jerome Mathis vs. Indianapolis, 9/23/07 (p-0, k- 233)

#### GAME, OPPONENT

- 233 David Reed vs. Baltimore, 12/13/10 (p- 0, k-233)
- 213 Marcus Thigpen vs. Miami, 9/9/12 (p-76, k-137)
- 199 Doug Gabriel vs. Oakland, 10/3/04 (p- 0, k- 199)

# INDIVIDUAL RECORDS

## SPECIAL TEAMS TOUCHDOWNS

### CAREER

- 4 Jacoby Jones, 2007-11
- 3 André Davis, 2007-09
- Jerome Mathis, 2005-07

### SEASON

- 3 André Davis, 2007
- 2 Jerome Mathis, 2005
- Jacoby Jones, 2008

### GAME

- \*2 André Davis vs. Jacksonville, 12/30/07 (104 yards KR and 97 KR)
- 1 Will Fuller V vs. Tennessee, 10/2/16 (67 PR)
- Alfred Blue vs. Washington, 9/7/14 (5 BP)
- Keshawn Martin vs. Oakland, 11/17/13 (87 PR)
- Bryan Braman vs. Indianapolis, 12/16/12 (8 BP)
- Devier Posey vs. Green Bay, 10/14/12 (0 BP)
- Jacoby Jones vs. Indianapolis, 9/11/11 (79 PR)
- Jacoby Jones vs. Oakland, 10/4/09 (95 KR)
- Jacoby Jones vs. Cincinnati, 10/26/08 (73 PR)
- Jacoby Jones vs. Miami, 10/12/08 (70 PR)
- André Davis vs. Tampa Bay, 12/9/07 (97 KR)
- Jerome Mathis vs. Indianapolis, 9/23/07 (94 KR)
- Jerome Mathis vs. Kansas City, 11/20/05 (99 KR)
- Jerome Mathis vs. Indianapolis, 10/23/05 (89 KR)
- Avion Black vs. Baltimore, 12/15/02 (76 PR)

\* Tied NFL record

## INTERCEPTIONS

### INTERCEPTIONS

#### SEASONS LEADING TEAM

- 2 Dunta Robinson, 2004, 2006 (tied)
- Kareem Jackson, 2012, 2014 (tied)

#### CAREER

- 14 Johnathan Joseph, 2011-17
- 13 Dunta Robinson, 2004-08
- Kareem Jackson, 2010-17
- 11 Marcus Coleman, 2002-05
- Aaron Glenn, 2002-04
- 9 Quintin Demps, 2010-16
- 8 Brian Cushing, 2009-17
- 7 Jason Allen, 2010-11
- 6 A.J. Bouye, 2013-16
- Andre Hal, 2014-17

#### SEASON

- 7 Marcus Coleman, 2003
- 6 Dunta Robinson, 2004
- Quintin Demps, 2016
- 5 Aaron Glenn, 2004
- Aaron Glenn, 2002

#### SEASON, ROOKIE

- 6 Dunta Robinson, 2004
- 4 Brian Cushing, 2009
- 3 Fred Bennett, 2007
- 2 Kareem Jackson, 2010

#### GAME

- 3 Glover Quin vs. Tennessee, 11/28/10
- 2 11 times, last by Johnathan Joseph vs. Cleveland, 10/15/17

#### GAME, OPPONENT

- 2 14 times, last by Mike Adams vs. Indianapolis, 10/8/15

#### CONSECUTIVE GAMES WITH AN INTERCEPTION

- 2 14 times, last by Johnathan Joseph, 11/23/14-11/30/14

## INTERCEPTION YARDS

### SEASONS LEADING TEAM

- 2 Johnathan Joseph, 2012-13
- 1 13 times, last by Quintin Demps, 2016

### GAINED, CAREER

- 364 Johnathan Joseph, 2011-17
- 310 Kareem Jackson, 2010-16
- 221 Aaron Glenn, 2002-04
- 217 Marcus Coleman, 2002-05
- 162 Dunta Robinson, 2004-09

### SEASON

- 181 Aaron Glenn, 2002
- 146 Dunta Robinson, 2004
- 121 Bernard Pollard, 2009
- 120 A.J. Bouye, 2014
- 116 Marcus Coleman, 2004

### SEASON, ROOKIE

- 146 Dunta Robinson, 2004
- 47 Fred Bennett, 2007
- 26 Brian Cushing, 2009

### GAME

- 135 Aaron Glenn at Pittsburgh, 12/8/02
- 102 Marcus Coleman at Kansas City, 9/28/04
- 95 Marlon McCree vs. Tennessee, 12/21/03

### GAME, OPPONENT

- 102 Artrell Hawkins vs. Cincinnati, 11/3/02
- 99 Cortland Finnegan vs. Tennessee, 9/21/08
- 98 Alec Ogletree vs. St. Louis, 10/13/13

### LONGEST RETURN

- 1021 Marcus Coleman at Kansas City, 9/26/04
- 951 Marlon McCree vs. Tennessee, 12/21/03
- 86 Brice McCain at N.Y. Jets, 10/8/12
- 821 Johnathan Joseph vs. Cleveland, 10/15/17
- 801 J.J. Watt vs. Buffalo Bills, 9/28/14

### LONGEST RETURN, OPPONENT (ALL TDS)

- 102 Artrell Hawkins vs. Cincinnati, 11/3/02
- 99 Cortland Finnegan vs. Tennessee, 9/21/08
- 98 Alec Ogletree vs. St. Louis, 10/13/13
- 91 Darius Butler vs. New England, 1/3/10

### INTERCEPTIONS RETURNED FOR TOUCHDOWN

#### INTERCEPTIONS RETURNED FOR TOUCHDOWNS CAREER

- 3 Kareem Jackson, 2010-17
- Johnathan Joseph, 2011-17
- 2 Aaron Glenn, 2002-04
- 1 Dylan Cole, 2017
- Andre Hal, 2015-16
- J.J. Watt, 2011-16
- A.J. Bouye, 2013-16
- Brian Cushing, 2009-2016
- Kendrick Lewis, 2014
- Danieal Manning, 2011-14
- Brice McCain, 2009-13
- Bernard Pollard, 2009
- Dunta Robinson, 2004-08
- DeMarcus Faggins, 2002-08
- Jacques Reeves, 2008
- Marcus Coleman, 2002-05
- Marlon McCree, 2003-04

#### SEASON

- 2 Aaron Glenn, 2002
- 1 17 times, last by Kareem Jackson, 2016

#### GAME

- 2 Aaron Glenn vs. Pittsburgh, 12/8/02

## PASSES DEFENSED

### SEASONS LEADING TEAM

- 4 Johnathan Joseph, 2011; 2013-15
- 3 Dunta Robinson, 2004-06
- 2 Marcus Coleman, 2002-03
- Glover Quin, 2009-10

### CAREER

- 90 Johnathan Joseph, 2011-17
- 66 Kareem Jackson, 2010-17
- 63 Dunta Robinson, 2004-09
- 56 Marcus Coleman, 2002-05
- 47 J.J. Watt, 2011-17
- Glover Quin, 2009-12

### SEASON

- 22 Marcus Coleman, 2003
- Marcus Coleman, 2002
- Johnathan Joseph, 2015
- 19 Jacques Reeves, 2008
- Dunta Robinson, 2004
- 18 Aaron Glenn, 2002
- 17 Kareem Jackson, 2012

### GAME

- 6 Aaron Glenn vs. Dallas, 9/8/02
- 5 4 times, last by J. Joseph vs. Tampa Bay, 9/27/15

## TACKLES

### CAREER

- 651 Brian Cushing, 2009-17
- 636 DeMeco Ryans, 2006-11
- 455 Kareem Jackson, 2010-17
- 442 Jamie Sharper, 2002-04
- 396 Dunta Robinson, 2004-09

### SEASON

- 166 Jamie Sharper, 2003
- 156 DeMeco Ryans, 2006
- 139 Jamie Sharper, 2004
- 137 Jay Foreman, 2002
- Jamie Sharper, 2002

### GAME

- 17 Brian Cushing at N.Y. Giants, 9/21/14
- Jamie Sharper at Tampa Bay, 12/14/03
- Jamie Sharper at Cincinnati, 11/9/03
- 16 Jay Foreman vs. New England, 11/23/03
- Benardrick McKinney at New England, 9/22/16

### SOLO TACKLES, CAREER

- 479 DeMeco Ryans, 2006-11
- 417 Brian Cushing, 2009-16
- 384 Kareem Jackson, 2010-17
- 332 Dunta Robinson, 2004-09
- 311 J.J. Watt, 2011-17

### SOLO TACKLES, SEASON

- 126 DeMeco Ryans, 2006
- 107 Jamie Sharper, 2003
- 101 Jay Foreman, 2003
- Jay Foreman, 2002

### SOLO TACKLES, GAME

- 14 DeMeco Ryans at Oakland, 12/3/06
- Jay Foreman vs. New England, 11/23/03
- 13 Glover Quin at Jacksonville, 11/14/10
- Xavier Adibi at Indianapolis, 11/16/08
- DeMeco Ryans at N.Y. Jets, 11/26/06



# INDIVIDUAL RECORDS

## SACKS

### SEASONS LEADING TEAM

- 4 J.J. Watt, 2012-15
- 4 Mario Williams, 2007-10
- 1 6 times, last by Connor Barwin, 2011

### CAREER

- 76.0 J.J. Watt, 2011-17
- 53.0 Mario Williams, 2006-11
- 38.5 Whitney Mercilus, 2012-17
- 27.5 Antonio Smith, 2009-13, 2016
- 19.5 Jadeveon Clowney, 2014-17

### SEASON

- 20.5 J.J. Watt, 2014
- J.J. Watt, 2012
- 17.5 J.J. Watt, 2015
- 14.0 Mario Williams, 2007
- 12.0 Mario Williams, 2008
- 12.0 Whitney Mercilus, 2015
- 11.5 Connor Barwin, 2011

## FUMBLES

### CAREER

- 68 David Carr, 2002-06
- 38 Matt Schaub, 2007-13
- 16 Arian Foster, 2009-15
- 11 Tom Savage, 2014-17
- 10 Andre Johnson, 2003-14
- Ben Tate, 2011-13
- Steve Slaton, 2008-10
- Domanick Williams#, 2003-05

### SEASON

- 21 David Carr, 2002
- 17 David Carr, 2005
- 16 David Carr, 2006
- 10 Matt Schaub, 2008
- David Carr, 2004

### GAME

- 3 8 times, last by Sage Rosenfels vs. Indianapolis, 10/5/08

### FUMBLES FORCED

### CAREER

- 15 J.J. Watt, 2011-17
- 11 Mario Williams, 2006-11
- 9 Brian Cushing, 2009-17
- 7 Whitney Mercilus, 2012-2017
- Antonio Smith, 2009-13
- 6 Dunta Robinson, 2004-09
- DeMeco Ryans, 2006-11
- Jamie Sharper, 2002-04

### SEASON

- 4 J.J. Watt, 2014
- J.J. Watt, 2013
- J.J. Watt, 2012
- Bernard Pollard, 2010
- Mario Williams, 2008
- Shantee Orr, 2005

### GAME

- 2 Johnathan Joseph at Oakland, 9/14/14
- J.J. Watt at Arizona, 11/10/13
- Brian Cushing at Indianapolis, 12/22/11
- Brian Cushing at Cincinnati, 10/18/09
- Shantee Orr vs. Jacksonville, 12/24/05
- Eric Brown vs. Indianapolis, 12/28/03
- Jamie Sharper at Buffalo, 11/16/03

## OWN FUMBLES RECOVERED

### CAREER

- 28 David Carr, 2002-06
- 11 Matt Schaub, 2007-13
- 6 Chester Pitts, 2002-09
- 4 Ryan Fitzpatrick, 2014
- Duane Brown, 2008-14
- Arian Foster, 2009-14
- Andre Johnson, 2003-14
- Jacoby Jones, 2007-11

### SEASON

- 12 David Carr, 2002
- 6 David Carr, 2005
- 5 David Carr, 2006
- 4 Ryan Fitzpatrick, 2014
- Matt Schaub, 2008
- David Carr, 2004

### GAME

- 2 Wade Smith at Baltimore, 10/16/11
- David Carr vs. Kansas City, 11/20/05
- David Carr at Detroit, 9/19/04
- David Carr at Washington, 12/22/02
- David Carr at Pittsburgh, 12/8/02

## OPPONENTS' FUMBLES RECOVERED

### CAREER

- 13 J.J. Watt, 2011-17
- 8 DeMeco Ryans, 2006-10
- 5 Morlon Greenwood, 2005-07
- 4 Tim Dobbins, 2011-13
- C.C. Brown, 2005-08
- Jamie Sharper, 2002-04

### SEASON

- 5 J.J. Watt, 2014
- 4 Tim Dobbins, 2012
- 3 DeMeco Ryans, 2008
- DeMeco Ryan, 2007
- C.C. Brown, 2007
- Morlon Greenwood, 2006
- Jamie Sharper, 2002

### GAME

- 2 J.J. Watt at Arizona, 11/10/13
- DeMeco Ryans vs. Tennessee, 10/21/07

## FUMBLE RETURN YARDS

### CAREER RETURN YARDS

- 102 DeMeco Ryans, 2006-11
- 73 Johnathan Joseph, 2010-17
- 68 J.J. Watt, 2011-17
- 66 Antwan Peek, 2003-06
- 60 Charlie Anderson, 2004-07

### LONGEST FUMBLE RETURN

- 66 Antwan Peek at Jacksonville, 12/26/04 (TD)
- 60 Charlie Anderson at Chicago, 12/19/04 (TD)
- 58 DeMarcus Faggins at Oakland, 12/3/06 (TD)

## FUMBLES RETURNED FOR TOUCHDOWNS

### CAREER

- 1 16 times, last by Lamarr Houston, 2017

### SEASON

- 1 14 times, last by Quintin Demps, 2015

### GAME

- 1 16 times, last by Lamarr Houston, 34 yards vs. Indianapolis, 11/5/17

## SCORING

### SEASONS LEADING TEAM

- 8 Kris Brown, 2002-09
- 2 Neil Rackers, 2010-11
- 2 Randy Bullock, 2013-14

### CONSECUTIVE SEASONS LEADING TEAM

- 8 Kris Brown, 2002-09
- 2 Neil Rackers, 2010-11
- 2 Randy Bullock, 2013-14

## POINTS

### CAREER

- 767 Kris Brown, 2002-09
- 410 Arian Foster, 2009-14
- 388 Andre Johnson, 2003-14
- 259 Neil Rackers, 2010-11
- 252 Randy Bullock, 2012-15

### SEASON

- 138 Shayne Graham, 2012
- 135 Neil Rackers, 2011
- 130 Randy Bullock, 2014
- 127 Nick Novak, 2016

### POINTS, NO TOUCHDOWNS, SEASON

- 138 Shayne Graham, 2012
- 135 Neil Rackers, 2011
- 130 Randy Bullock, 2014
- 127 Nick Novak, 2016

### POINTS, NO TOUCHDOWNS, CAREER

- 767 Kris Brown, 2002-09
- 259 Neil Rackers, 2010-11
- 253 Randy Bullock, 2013-15

### SEASONS, 100 OR MORE POINTS

- 4 Kris Brown, 2005, 2007-09
- 2 Randy Bullock, 2013-14
- Arian Foster, 2010, 2012
- Neil Rackers, 2010-11
- 1 Shayne Graham, 2012
- Nick Novak, 2016

### SEASON, ROOKIE

- 60 Steve Slaton, 2008
- 48 Domanick Williams#, 2003
- 30 Owen Daniels, 2006
- 24 Andre Johnson, 2003
- Wali Lundy, 2006

### GAME

- 19 Randy Bullock vs. Baltimore, 12/21/14
- 18 DeAndre Hopkins vs. Kansas City, 10/8/17
- Arian Foster at Tennessee, 10/26/14
- Ben Tate vs. New England, 12/1/13
- Andre Johnson vs. Indianapolis, 11/3/13
- Arian Foster at Tennessee, 10/23/11
- Arian Foster vs. Indianapolis, 9/12/10
- Ryan Moats at Buffalo, 11/1/09

### GAME, OPPONENT

- 26 Rob Bironas vs. Tennessee, 10/21/07
- 24 Shaun Alexander at Seattle, 10/16/05

### CONSECUTIVE GAMES SCORING

- 99 Kris Brown, 12/14/03 - 1/3/10
- 35 Randy Bullock, 9/9/13 - 9/27/15
- 32 Neil Rackers, 9/12/10 - 1/1/12
- 28 Kris Brown, 9/8/02 - 11/30/03
- 16 Shayne Graham, 9/9/12 - 12/30/12
- 15 Nick Novak, 10/4/15 - 9/18/16
- 12 Ka'imi Fairbairn, 9/10/17 - 12/3/17 (current)
- 11 Arian Foster, 12/18/11 - 11/11/12

# INDIVIDUAL RECORDS

## SCORING (cont.)

### TOUCHDOWNS

#### SEASONS LEADING TEAM

- 4 Andre Johnson, 2006-07, 2009, 2013
- Arian Foster, 2010-12, 2014
- 3 Domanick Williams#, 2003-05

#### CONSECUTIVE SEASONS LEADING TEAM

- 3 Arian Foster, 2010-12
- Domanick Williams#, 2003-05
- 2 Andre Johnson, 2006-07

#### CAREER

- 68 Arian Foster, 2009-15
- 64 Andre Johnson, 2003-14
- 32 DeAndre Hopkins, 2013-17
- 29 Owen Daniels, 2006-13
- 28 Domanick Williams#, 2003-05
- 25 Kevin Walter, 2007-12

#### SEASON

- 18 Arian Foster, 2010
- 17 Arian Foster, 2012
- 14 Domanick Williams#, 2004
- 13 Arian Foster, 2014
- 12 Arian Foster, 2011
- 11 DeAndre Hopkins, 2015

#### SEASON, ROOKIE

- 10 Steve Slaton, 2008
- 8 Domanick Williams#, 2003
- 5 Owen Daniels, 2006

#### GAME

- 3 DeAndre Hopkins vs. Kansas City, 10/8/17
- Arian Foster at Tennessee, 10/26/14
- Ben Tate vs. New England, 12/1/13
- Andre Johnson vs. Indianapolis, 11/3/13
- Arian Foster at Tennessee, 10/23/11
- Arian Foster vs. Indianapolis, 9/12/10
- Ryan Moats at Buffalo, 11/1/09

#### GAME, OPPONENT

- 4 Shaun Alexander at Seattle, 10/16/05
- 3 11 times, last by D.Freeman at Atlanta, 10/4/15

#### GAME, ROOKIE

- 2 10 times, last by J.Strong vs. Indianapolis, 10/8/15

#### GAME, OPPONENT, ROOKIE

- 3 Devonta Freeman at Atlanta, 10/4/15

#### CONSECUTIVE GAMES SCORING TOUCHDOWNS

- 11 Arian Foster, 12/18/11 - 11/11/12
- 9 Domanick Williams#, 11/7/04 - 1/2/05
- 7 Arian Foster, 10/5/14 - 12/7/14
- 6 Arian Foster, 10/23/11 - 12/4/11
- 5 Arian Foster, 10/17/10 - 11/14/10
- DeAndre Hopkins, 10/1/17 - 11/5/17

### POINTS AFTER TOUCHDOWNS

#### SEASONS LEADING TEAM

- 8 Kris Brown, 2002-09
- 2 Neil Rackers, 2010-11
- 2 Randy Bullock, 2013-14

#### ATTEMPTED, CAREER

- 253 Kris Brown, 2002-09
- 83 Neil Rackers, 2010-11
- 72 Randy Bullock, 2013-15

#### ATTEMPTED, SEASON

- 45 Shayne Graham, 2012
- 44 Kris Brown, 2009
- 43 Neil Rackers, 2010
- 40 Randy Bullock, 2014
- Neil Rackers, 2011
- Kris Brown, 2007

#### ATTEMPTED, GAME

- 6 Randy Bullock vs. Tennessee, 11/30/14
- Kris Brown vs. Jacksonville, 12/30/07

#### ATTEMPTED, GAME, OPPONENT

- 7 Mike Vanderjagt at Indianapolis, 11/14/04
- 6 Andrew Franks at Miami, 10/25/15
- Matt Boshier at Atlanta, 10/4/15
- Stephen Gostkowski at New England, 12/10/12
- Mason Crosby vs. Green Bay, 10/14/12
- Lawrence Tynes vs. Kansas City, 11/20/05
- Josh Brown at Seattle, 10/16/05
- Morten Anderson vs. Kansas City, 9/21/03

#### CONSECUTIVE POINTS AFTER TOUCHDOWN, CAREER

- 132 Kris Brown, 11/5/06 - 1/3/10
- 116 Kris Brown, 9/8/02 - 10/29/06
- 69 Neil Rackers, 9/12/10 - 11/6/11
- 66 Randy Bullock, 9/9/13 - 12/28/14

#### POINTS AFTER TOUCHDOWN PERCENTAGE, CAREER (250 ATTEMPTS)

- 99.2 Kris Brown, 2002-09 (251-253)

### TWO-POINT CONVERSIONS

#### TWO-POINT CONVERSIONS, CAREER

- 2 Andre Johnson, 2003-14

#### TWO-POINT CONVERSIONS, SEASON

- 1 15 times, last by Jonathan Grimes, 2015

#### TWO-POINT CONVERSION, GAME

- 1 17 times, last by R. Griffin vs. Cleveland, 10/15/17

#### TWO-POINT CONVERSION, GAME, OPPONENT

- 2 Lance Moore at New Orleans, 9/25/11

### FIELD GOALS

#### SEASONS LEADING TEAM

- 8 Kris Brown, 2002-09
- 2 Neil Rackers, 2010-11
- 2 Randy Bullock, 2013-14

#### CONSECUTIVE SEASONS LEADING TEAM

- 8 Kris Brown, 2002-09
- 2 Neil Rackers, 2010-11
- 2 Randy Bullock, 2013-14

#### ATTEMPTED, CAREER

- 223 Kris Brown, 2002-09
- 76 Randy Bullock, 2013-15
- 68 Neil Rackers, 2010-11

#### ATTEMPTED, SEASON

- 41 Nick Novak, 2016
- 38 Shayne Graham, 2012
- Neil Rackers, 2011
- 37 Nick Novak, 2016
- 35 Randy Bullock, 2014
- Randy Bullock, 2013

#### ATTEMPTED, GAME

- 7 Kris Brown at Miami, 9/7/03
- 6 Randy Bullock vs. Baltimore, 12/21/14
- Shayne Graham vs. Indianapolis, 12/16/12

#### FIELD GOALS, CAREER

- 172 Kris Brown, 2002-09
- 61 Randy Bullock, 2013-15
- 59 Neil Rackers, 2010-11

#### FIELD GOALS, SEASON

- 35 Nick Novak, 2016
- 32 Neil Rackers, 2011
- 31 Shayne Graham, 2012
- 30 Randy Bullock, 2014
- 29 Kris Brown, 2008

#### FIELD GOALS, GAME

- 6 Randy Bullock vs. Baltimore, 12/21/14
- 5 Shayne Graham vs. Indianapolis, 12/16/12
- Kris Brown vs. Miami, 10/7/07
- Kris Brown at Baltimore, 12/4/05
- Kris Brown at Miami, 9/7/03
- Nick Novak at Indianapolis, 12/11/16

#### FIELD GOALS, GAME, OPPONENT

- \*8 Rob Bironas vs. Tennessee, 10/21/07
- 5 Harrison Butker vs. Kansas City, 10/8/17
- Billy Cundiff at Baltimore, 10/16/11
- Rian Lindell at Buffalo, 9/11/05
- Phil Dawson vs. Cleveland, 1/2/05

#### CONSECUTIVE GAMES SCORING FIELD GOALS

- 19 Randy Bullock - 9/22/13 - 10/5/14
- 15 Neil Rackers, 11/1/10 - 10/9/11
- 10 Kris Brown, 11/13/05 - 9/17/06
- 9 Kris Brown, 10/25/09 - 12/27/09
- Kris Brown, 9/8/02 - 11/10/02

#### CONSECUTIVE FIELD GOALS MADE

- 18 Neil Rackers, 12/13/10 - 10/2/11
- 16 Randy Bullock, 9/22/13 - 9/14/14
- Nick Novak, 11/13/16 - 12/24/16
- 15 Kris Brown, 12/3/06 - 9/30/07
- Kris Brown, 9/7/08 - 11/23/08
- 13 Shayne Graham, 9/9/12 - 10/21/12
- Neil Rackers, 10/3/10 - 12/2/10

#### LONGEST FIELD GOAL

- 57 Neil Rackers at Denver, 12/26/10
- Kris Brown vs. Miami, 10/7/07
- 56 Kris Brown at Indianapolis, 11/8/09
- 55 Randy Bullock vs. Buffalo, 9/28/14

#### LONGEST FIELD GOAL, OPPONENT

- 58 Kyle Brindza vs. Tampa Bay, 9/27/15
- 57 Kai Forbath vs. New Orleans, 11/29/15
- 56 Blair Walsh vs. Minnesota, 12/23/12

#### FIELD GOAL PERCENTAGE, CAREER (100 ATTEMPTS)

- 77.1 Kris Brown, 2002-09

#### FIELD GOAL PERCENTAGE, SEASON

- 90.0 Neil Rackers, 2010
- 87.9 Kris Brown, 2008
- 86.2 Kris Brown, 2007
- 85.7 Nick Novak, 2015
- 85.4 Nick Novak, 2016

#### MOST FIELD GOALS, NO MISSES, GAME

- 6 Randy Bullock vs. Baltimore, 12/21/14
- 5 Kris Brown vs. Miami, 10/7/07
- Kris Brown at Baltimore, 12/4/05
- Nick Novak at Indianapolis, 12/11/16
- 4 Ka'imi Fairbairn at New England, 10/8/17
- Neil Rackers at New Orleans, 9/25/11
- Kris Brown vs. Tennessee, 10/9/05
- Nick Novak vs. Jacksonville, 12/18/16

#### MOST FIELD GOALS, NO MISSES, GAME, OPPONENT

- 8 Rob Bironas vs. Tennessee, 10/21/07
- 5 Rian Lindell at Buffalo, 9/11/05
- Phil Dawson vs. Cleveland, 1/2/05

#### MOST FIELD GOALS, 50 OR MORE YARDS, CAREER

- 14 Kris Brown, 2002-09
- 7 Neil Rackers, 2010-11
- 5 Randy Bullock, 2013-14

#### MOST FIELD GOALS, 50 OR MORE YARDS, SEASON

- 5 Kris Brown, 2007
- 4 Randy Bullock, 2014
- Shayne Graham, 2012
- Neil Rackers, 2011
- 3 Neil Rackers, 2010
- Nick Novak, 2016

## SCORING (cont.)

### FIELD GOALS (cont.)

#### MOST FIELD GOALS, 50 OR MORE YARDS, GAME

- \*3 Kris Brown vs. Miami, 10/7/07
- 2 Nick Novak vs. Jacksonville, 1/3/16  
Neil Rackers at Denver, 12/26/10  
Randy Bullock vs. Buffalo, 9/28/14

#### \*NFL record

### SAFETIES

#### CAREER

- 1 J.J. Watt, 2011-17
- Joe Mays, 2013
- Connor Barwin, 2009-12
- Zac Diles, 2007-10, 2014
- Brian Cushing, 2009-17
- Seth Payne, 2002-06
- Jimmy McClain, 2002

#### SEASON

- 1 J.J. Watt, 2014
- Joe Mays, 2013
- Connor Barwin, 2012
- Brian Cushing, 2009
- Seth Payne, 2002
- Jimmy McClain, 2002

#### GAME

- 1 J.J. Watt vs. Jacksonville, 12/28/14
- Joe Mays vs. Tennessee, 9/15/13
- Connor Barwin vs. Baltimore, 10/21/12
- Zac Diles at Jacksonville, 12/6/09
- Brian Cushing vs. Oakland, 10/4/09
- Jimmy McClain vs. Baltimore, 12/15/02
- Seth Payne vs. Dallas, 9/2/02

#### GAME, OPPONENT

- 1 Geno Atkins vs. Cincinnati, 11/23/14
- Cory Redding at Indianapolis, 12/15/13
- Elvis Dumervil at Denver, 9/23/12

## SERVICE

### SEASONS

- 12 Andre Johnson, 2003-14
- 10 Duane Brown, 2008-17
- 9 Brian Cushing, 2009-16
- 8 Owen Daniels, 2006-13
- 8 Chester Pitts, 2002-09
- 8 Kris Brown, 2002-09
- 8 Jon Weeks, 2010-17
- 8 Kareem Jackson, 2010-17
- 7 Kevin Walter, 2006-12
- 7 Matt Schaub, 2007-13
- 7 Chris Myers, 2008-14
- 7 Johnathan Joseph, 2011-17
- 7 J.J. Watt, 2011-17

### GAMES PLAYED

- 169 Andre Johnson, 2003-14
- 133 Duane Brown, 2008-17
- 128 Kris Brown, 2002-09
- 124 Jon Weeks, 2010-17
- 114 Chester Pitts, 2002-09
- 112 Chris Myers, 2008-14
- 112 Kareem Jackson, 2010-17
- 109 Kevin Walter, 2006-12
- 101 Johnathan Joseph, 2011-17
- 100 Brian Cushing, 2009-17
- Owen Daniels, 2006-13

### CONSECUTIVE GAMES PLAYED

- 128 Kris Brown, 2002-09
- 124 Jon Weeks, 2010-17 (current)
- 114 Chester Pitts, 2002-09
- 112 Chris Myers, 2008-14
- 91 Eric Winston, 2006-11
- 83 Steve McKinney, 2002-07

### STARTS

- 169 Andre Johnson, 2003-14
- 132 Duane Brown, 2008-17
- 114 Chester Pitts, 2002-09
- 112 Chris Myers, 2008-14
- 103 Kareem Jackson, 2010-17
- 100 Brian Cushing, 2009-17

### CONSECUTIVE STARTS

- 114 Chester Pitts, 2002-09
- 112 Chris Myers, 2008-14
- 86 Eric Winston, 2006-11
- 83 J.J. Watt, 2011-16
- 77 Mario Williams, 2006-10
- 76 DeAndre Hopkins, 2011-17 (current)
- 73 DeMeco Ryans, 2006-10

# TEAM RECORDS

## WIN-LOSS RECORDS

### WIN-LOSS RECORDS

Year	W	L	T	Pct.
2002	4	12	0	.250
2003	5	11	0	.313
2004	7	9	0	.438
2005	2	14	0	.125
2006	6	10	0	.375
2007	8	8	0	.500
2008	8	8	0	.500
2009	9	7	0	.563
2010	6	10	0	.375
2011	10	6	0	.625
2012	12	4	0	.750
2013	2	14	0	.125
2014	9	7	0	.563
2015	9	7	0	.563
2016	9	7	0	.563
<b>Totals</b>	<b>106</b>	<b>134</b>	<b>0</b>	<b>.442</b>

### HOME

Year	W	L	T	Pct.
2002	2	6	0	.250
2003	3	5	0	.375
2004	3	5	0	.375
2005	2	6	0	.250
2006	4	4	0	.500
2007	6	2	0	.750
2008	6	2	0	.750
2009	4	4	0	.500
2010	4	4	0	.500
2011	5	3	0	.625
2012	6	2	0	.750
2013	1	7	0	.125
2014	5	3	0	.625
2015	5	3	0	.625
2016	7	1	0	.875
<b>Totals</b>	<b>63</b>	<b>57</b>	<b>0</b>	<b>.525</b>

### ROAD

Year	W	L	T	Pct.
2002	2	6	0	.250
2003	2	6	0	.250
2004	4	4	0	.500
2005	0	8	0	.000
2006	2	6	0	.250
2007	2	6	0	.250
2008	2	6	0	.250
2009	5	3	0	.625
2010	2	6	0	.250
2011	5	3	0	.625
2012	6	2	0	.750
2013	1	7	0	.125
2014	4	4	0	.500
2015	4	4	0	.500
2016	2	6	0	.250
<b>Totals</b>	<b>43</b>	<b>77</b>	<b>0</b>	<b>.358</b>

### GAMES WON

#### CONSECUTIVE GAMES WON

- 7 10/23/11 - 12/11/11
- 6 10/21/12 - 12/2/12
- 12/13/09 - 9/19/10 (over two seasons)
- 5 12/20/15 - 9/18/16
- 9/9/12 - 10/8/12
- 4 11/1/15 - 11/29/15
- 11/23/08 - 12/14/08
- 12/24/06 - 9/16/07 (over two seasons)

#### GAMES WON, SEASON

- 12 2012
- 10 2011
- 9 2009, 2014, 2015, 2016
- 8 2007, 2008

#### CONSECUTIVE GAMES WON, SINGLE SEASON

- 7 10/23/11 - 12/11/11
- 6 10/21/12 - 12/2/12
- 5 9/9/12 - 10/8/12
- 4 11/1/15 - 11/29/15
- 12/13/09 - 1/3/10
- 11/23/08 - 12/14/08

#### CONSECUTIVE GAMES WON, START OF SEASON

- 5 2012
- 2 2007, 2010, 2011, 2013, 2014, 2016

#### CONSECUTIVE GAMES WON, END OF SEASON

- 4 2009
- 3 2015
- 2 2006, 2014

#### CONSECUTIVE HOME GAMES WON

- 6 1/3/16 - 10/30/16
- 4 10/21/12 - 12/16/12
- 11/18/07 - 12/30/07

#### CONSECUTIVE ROAD GAMES WON

- 6 9/16/12 - 12/2/12
- 4 12/20/09 - 10/3/10
- 10/23/11 - 12/11/11
- 3 10/26/14 - 12/7/14

#### SHUTOUT GAMES WON, SEASON

- 1 2010: 20-0 vs. Tennessee, 11/28/10
- 2004: 21-0 at Jacksonville, 12/26/04

### WIN-LOSS RECORDS

#### CONSECUTIVE GAMES LOST

- 14 9/22/13 - 12/29/13
- 7 1/2/05 - 10/23/05
- 6 11/6/05 - 12/11/05
- 12/7/03 - 9/19/04
- 12/24/05 - 9/26/06
- 9/15/02 - 10/20/02

#### GAMES LOST, SEASON

- 14 2013
- 2005
- 12 2002
- 11 2003

#### CONSECUTIVE GAMES LOST, SEASON

- 14 9/22/13 - 12/29/13
- 6 11/6/05 - 12/11/05
- 9/11/05 - 10/23/05
- 9/15/02 - 10/20/02

#### CONSECUTIVE GAMES LOST, START OF SEASON

- 6 2005
- 4 2008
- 2 2004, 2006, 2015

#### CONSECUTIVE GAMES LOST, END OF SEASON

- 14 2013
- 4 2003
- 3 2002, 2011

#### CONSECUTIVE HOME GAMES LOST

- 7 9/22/13 - 12/1/13
- 5 12/24/04 - 10/23/05
- 4 9/22/02 - 11/17/02

#### CONSECUTIVE ROAD GAMES LOST

- 12 9/11/05 - 11/5/06
- 7 9/22/13 - 12/29/13
- 6 11/1/10 - 12/26/10

#### SHUTOUT GAMES LOST, SEASON

- 2 2003: 27-0 at Jacksonville, 12/7/03

## SCORING

### TOUCHDOWNS

#### MOST, SEASON

- 46 2012
- 2009
- 44 2010
- 43 2007
- 41 2011

#### FEWEST, SEASON

- 22 2002
- 26 2005
- 28 2013
- 29 2003
- 30 2006

#### MOST, GAME

- 7 vs. Tennessee, 10/1/17
- 6 vs. Tennessee, 11/30/14
- vs. Jacksonville, 12/30/07
- 5 11 times, last at Seattle, 10/29/17

#### MOST ALLOWED, SEASON

- 52 2010
- 50 2005
- 48 2013
- 45 2008
- 43 2007

#### MOST ALLOWED, GAME

- 7 2 times, last at Atlanta, 10/4/15
- 6 6 times, last at Miami, 10/25/15

#### FEWEST ALLOWED, SEASON

- 27 2011
- 36 2014
- 2016
- 37 2015
- 38 2012

#### FEWEST ALLOWED, GAME

- 0 18 times, last vs. Cincinnati, 9/14/16

### POINTS SCORED

#### MOST SCORED, SEASON

- 416 2012
- 390 2010
- 388 2009
- 381 2011
- 379 2007

#### MOST SCORED, GAME

- 57 vs. Tennessee, 10/1/17
- 45 vs. Tennessee, 11/30/14
- 43 vs. Jacksonville (OT), 11/18/12
- vs. Baltimore, 10/21/12
- 42 vs. Jacksonville, 12/30/07

#### FEWEST POINTS SCORED, SEASON

- 213 2002
- 255 2003
- 260 2005
- 267 2006
- 276 2013

#### FEWEST POINTS SCORED, GAME

- 0 at Jacksonville, 12/7/03
- at New England, 9/22/16
- 3 7 times, last at Indianapolis, 12/15/13

#### MOST POINTS SCORED, SEASON, OPPONENT

- 431 2005
- 428 2013
- 427 2010
- 394 2008
- 384 2007

# TEAM RECORDS

## SCORING (cont.)

### POINTS SCORED (cont.)

#### MOST POINTS SCORED, GAME, OPPONENT

- 49 at Indianapolis, 11/14/04
- 48 at Atlanta, 10/4/15
- 45 vs. Kansas City, 11/20/05
- 44 at Miami, 10/25/15
- 43 at Indianapolis, 9/17/06

#### FEWEST POINTS SCORED, SEASON, OPPONENT

- 278 2011
- 307 2014
- 313 2015
- 328 2016
- 331 2012

#### FEWEST POINTS SCORED, GAME, OPPONENT

- 0 vs. Tennessee, 11/28/10
- 0 at Jacksonville, 12/26/04
- 3 vs. Kansas City, 9/9/07
- 5 at Chicago, 12/19/04
- 6 13 times, last vs. Jacksonville, 1/3/16

#### MOST POINTS, SHUTOUT VICTORY, GAME

- 21 at Jacksonville, 12/26/04
- 20 vs. Tennessee, 11/28/10

#### FEWEST POINTS, SHUTOUT VICTORY, GAME

- 20 vs. Tennessee, 11/28/10
- 21 at Jacksonville, 12/26/04

#### MOST POINTS, GAME, BOTH TEAMS

- 80 Texans 43 vs. Jacksonville 37 (OT), 11/18/12
- 79 Texans 38 at Seattle 41, 10/29/17
- 76 Texans 34 vs. Kansas City 42, 10/8/17
- 74 Texans 36 vs. Tennessee 38, 10/21/07
- 73 Texans 33 at New Orleans 40, 9/25/11
- 71 Texans 57 vs. Tennessee 14, 10/1/17
- 70 Texans 42 vs. Jacksonville 28, 12/30/07
- Texans 26 at Miami 44, 10/25/15

#### FEWEST POINTS, GAME, BOTH TEAMS

- 16 Texans 10 at Cincinnati 6, 11/16/15
- Texans 3 vs. Tennessee 13, 12/29/02
- 19 Texans 13 at Chicago 6, 11/11/12
- Texans 6 vs. Jacksonville 13, 11/24/13
- Texans 3 at Tampa Bay 16, 12/14/03
- 20 Texans 20 vs. Tennessee 0, 11/28/10
- Texans 14 vs. Cleveland 6, 12/31/06

#### MOST POINTS IN FIRST QUARTER

- 17 vs. Indianapolis, 9/11/11
- vs. Seattle, 12/13/09
- 14 15 times, last at Seattle, 10/29/17

#### MOST POINTS IN SECOND QUARTER

- 24 vs. Arizona, 12/18/05
- vs. Miami, 9/9/12
- 21 vs. Jacksonville, 12/30/07
- 20 vs. Seattle, 9/29/13
- vs. Baltimore, 10/21/12

#### MOST POINTS IN THIRD QUARTER

- 17 at Tennessee, 12/27/15

#### MOST POINTS IN FOURTH QUARTER

- 29 vs. Tennessee, 10/21/07
- 22 at Buffalo, 11/1/09
- 21 vs. Kansas City, 10/8/17
- at Jacksonville, 10/18/15
- at Atlanta, 10/4/15
- vs. Kansas City, 10/17/10
- vs. New England, 1/3/10
- at Indianapolis, 9/17/06
- vs. Minnesota, 10/10/04

#### MOST POINTS IN FIRST QUARTER, OPPONENT

- 24 vs. Indianapolis, 10/9/14
- 21 at Tennessee, 12/19/10
- at Miami, 10/25/15
- 17 at New England, 12/17/06

#### MOST POINTS IN SECOND QUARTER, OPPONENT

- 24 at Pittsburgh, 10/20/14
- 21 at Atlanta, 10/4/15
- at Indianapolis, 12/23/07
- at San Diego, 10/28/07
- vs. Kansas City, 11/20/05

#### MOST POINTS IN THIRD QUARTER, OPPONENT

- 21 vs. St. Louis, 10/13/13
- at Indianapolis, 11/14/04
- 17 at Cleveland, 10/20/02

#### MOST POINTS IN FOURTH QUARTER, OPPONENT

- 23 at New Orleans, 9/25/11
- 22 vs. Baltimore, 11/9/08
- 21 5 times, last vs. Denver, 12/23/13

#### MOST POINTS IN FIRST QUARTER, BOTH TEAMS

- 28 Texans 14 at Seattle 14, 10/29/17
- 24 Texans 0 vs. Colts 24, 10/9/14
- Texans 10 vs. San Diego 14, 11/7/10
- 21 7 times, last: Texans 0 at Miami 21, 10/25/15

#### MOST POINTS IN SECOND QUARTER, BOTH TEAMS

- 31 Texans 24 vs. Arizona 7, 12/18/05
- 30 Texans 6 at Pittsburgh 24, 10/20/14
- Texans 16 vs. Tennessee 14, 10/1/17
- 28 5 times, last: Texans 14 at Detroit 14, 11/22/12

#### MOST POINTS IN THIRD QUARTER, BOTH TEAMS

- 28 Texans 7 at Indianapolis 21, 11/14/04
- 27 Texans 10 at Cleveland 17, 10/20/02
- 21 8 times, last: Texans 14 vs. N.Y. Jets 7, 11/22/15

#### MOST POINTS IN FOURTH QUARTER, BOTH TEAMS

- 40 Texans 21 vs. Kansas City 19, 10/8/17
- 37 Texans 14 at New Orleans 23, 9/25/11
- 35 Texans 29 vs. Tennessee 6, 10/21/07
- 34 Texans 13 at Indianapolis 21, 9/17/06
- 30 Texans 20 at N.Y. Jets 10, 11/21/10

#### CONSECUTIVE GAMES SCORING A TOUCHDOWN

- 105 10/22/06 – 12/16/12
- 30 12/22/13 – 12/06/15
- 29 12/21/03 – 11/27/05
- 21 10/30/16 – 12/3/17 (current)
- 12 9/7/03 – 11/30/03

#### CONSECUTIVE GAMES SCORING

- 197 12/14/03 – 9/18/16
- 28 9/8/02 – 11/30/03

#### CONSECUTIVE QUARTERS HELD SCORELESS

- 7 4th quarter vs. Atlanta, 11/30/03, through 2nd quarter at Tampa Bay, 12/14/03
- 4 4 times, last 1st quarter at New England, 9/22/16 through 4th quarter at New England, 9/22/16

#### CONSECUTIVE QUARTERS HELD SCORELESS, OPPONENTS

- 5 3rd quarter at Indianapolis, 12/20/15, through 3rd quarter at Tennessee, 12/27/15
- 5 2nd quarter vs. Washington, 9/7/14, through 4th quarter at Oakland, 9/14/14
- 5 3rd quarter vs. Jacksonville, 1/2/11, through 3rd quarter vs. Indianapolis, 9/11/11

#### CONSECUTIVE QUARTERS HELD WITHOUT A TOUCHDOWN, OPPONENTS

- 13 vs. Indianapolis, 12/12/04 through vs. Cleveland, 1/2/05
- 12 at Miami, 10/25/15 through vs. N.Y. Jets, 11/22/15
- 9 vs. Baltimore, 10/21/12 through at Chicago, 11/11/12

#### MOST POINTS BY HALF

##### FIRST HALF

- 34 vs. Indianapolis, 9/11/11
- 30 vs. Tennessee, 10/1/17
- 29 vs. Baltimore, 10/21/12
- 27 at Miami, 12/27/09

##### SECOND HALF

- 29 vs. Tennessee, 10/21/07
- 28 vs. Kansas City, 10/17/10
- vs. Minnesota, 10/10/04
- 27 vs. Tennessee, 10/1/17
- vs. Kansas City, 10/8/17
- 26 at Miami, 10/25/15
- 25 at Buffalo, 11/1/09

#### MOST POINTS BY HALF, OPPONENT

##### FIRST HALF

- 41 at Miami, 10/25/15
- 35 at San Diego, 10/28/07
- 31 vs. Kansas City, 11/20/05
- 28 at Atlanta, 10/4/15
- 27 vs. Kansas City, 9/13/15
- vs. Indianapolis, 10/9/14
- at New England, 12/17/06

##### SECOND HALF

- 31 at Dallas, 10/15/06
- 30 at New Orleans, 9/25/11
- 29 vs. Baltimore, 11/9/08
- 28 4 times, last vs. Indianapolis, 11/29/09

#### MOST POINTS BY HALF, BOTH TEAMS

##### FIRST HALF

- 48 Texans 24 at Tennessee 24, 9/20/09
- 44 Texans 30 vs. Tennessee 14, 10/1/17
- 42 Texans 21 at Seattle 21, 10/29/17
- 41 Texans 0 at Miami 41, 10/25/15
- Texans 14 vs. Indianapolis 27, 10/9/14
- Texans 20 at New England 21, 9/24/17
- 38 Texans 21 vs. Jacksonville 17, 9/27/09
- Texans 3 at San Diego 35, 10/28/07
- Texans 7 vs. Kansas City 31, 11/20/05

##### SECOND HALF

- 47 Texans 17 at New Orleans 30, 9/25/11
- 46 Texans 27 vs. Kansas City 19, 10/8/17
- 45 Texans 28 vs. Kansas City 17, 10/17/10
- Texans 29 vs. Tennessee 16, 10/21/07
- 44 Texans 21 at Indianapolis 23, 9/17/06

#### EXTRA POINTS

##### SEASON

- 45 2012
- 43 2010
- 2009
- 40 2014
- 2007

##### GAME

- 7 vs. Tennessee, 10/1/17
- 6 vs. Tennessee, 11/30/14
- vs. Jacksonville, 12/30/07
- 5 5 times, last vs. Baltimore, 10/21/12

##### SEASON, OPPONENT

- 50 2010
- 47 2005
- 46 2013
- 43 2008
- 42 2007

##### GAME, OPPONENT

- 7 at Indianapolis, 11/14/04
- 6 6 times, last at Atlanta, 10/4/15

# TEAM RECORDS

## SCORING (cont.)

### TWO-POINT CONVERSIONS

#### SEASON

3 2007  
2 2015  
2006  
2002

#### GAME

1 17 times, last vs. Cleveland, 10/15/17

### DEFENSIVE TOUCHDOWNS

#### SEASON

5 2014, 2004  
4 2012  
3 2015, 2009, 2002

#### GAME

2 vs. Tennessee, 9/30/12  
at Pittsburgh, 12/8/02

### SCORING MARGIN

#### MARGIN OF VICTORY

43 vs. Tennessee, 10/1/17  
34 at Tennessee, 10/23/11  
30 vs. Baltimore, 10/21/12  
29 vs. Cincinnati, 10/26/08  
28 at Tennessee, 12/27/15

#### MARGIN OF DEFEAT

35 at Indianapolis, 11/14/04  
vs. Cincinnati, 11/03/02  
33 at New England, 12/17/06  
32 at Seattle, 10/16/05  
31 at San Francisco, 10/6/13

#### COMEBACK VICTORIES (POINTS BEHIND)

21 at San Diego, 9/9/13, 31-28 final  
18 vs. Tennessee, 11/28/04, 31-21 final  
17 at Washington, 9/19/10, 30-27 final (OT)  
14 5 times, last vs. Indianapolis, 10/16/16,  
26-23 final (OT)

#### LARGEST DEFICIT OVERCOME

25 vs. Tennessee, 10/21/07, down 32-7, 36-38 final  
21 at San Diego, 9/9/13, down 28-7, 31-28 final  
28 vs. Baltimore, 12/13/10, down 21-0 and 28-7,  
28-34 final (OT)  
at Arizona, 10/11/09, down 21-0, 21-28 final  
vs. Minnesota, 10/10/04, down 21-0, 28-34  
final (OT)  
vs. Tennessee, 11/28/04, down 21-3, 31-21 final

#### LARGEST LEAD BEFORE OPPONENT SCORES

34 at Tennessee, 12/27/15  
34 vs. Indianapolis, 9/11/11  
27 at Oakland, 9/14/14  
at Tennessee, 10/23/11  
24 vs. Tennessee, 11/30/14  
vs. Seattle, 12/13/09

### SCORING DRIVES

#### LONGEST SCORING DRIVE (YARDS)

99 vs. Baltimore, 12/13/10, 15 plays, TD  
at Jacksonville, 10/18/15, 16 plays, TD  
98 at Tennessee, 10/26/14, 11 plays, TD  
vs. Tennessee, 10/21/07, 7 plays, TD  
at Tennessee, 10/12/03, 2 plays, TD  
97 at Denver, 9/23/12, 14 plays, TD  
at Detroit, 11/22/12, 15 plays, TD

#### LONGEST SCORING DRIVE (PLAYS)

19 vs. Pittsburgh, 10/2/11, 95 yards, TD  
vs. Atlanta, 12/4/11, 85 yards, TD  
18 at N.Y. Giants, 11/5/06, 80 yards, TD  
17 at Jacksonville, 9/6/12, 80 yards, TD  
16 12 times, last vs. N.Y. Jets, 11/22/15, 88 yds, FG

#### LONGEST SCORING DRIVE (TIME)

10:55 vs. Pittsburgh, 10/2/11, 19 plays, 95 yards, TD  
10:41 vs. Atlanta, 12/4/11, 19 plays, 85 yards, TD  
10:26 vs. Kansas City, 9/9/07, 15 plays, 65 yards, FG  
10:08 vs. Detroit, 10/19/08, 15 plays, 79 yards, TD  
9:29 vs. Indianapolis, 12/24/06, 15 plays, 51 yards, FG

#### SHORTEST SCORING DRIVE (YARDS)

-12 at Tennessee, 9/21/08, 4 plays, FG  
-10 vs. Miami, 9/9/12, 4 plays, FG  
-5 at Pittsburgh, 12/8/02, 4 plays, FG  
-4 at Pittsburgh, 9/7/08, 4 plays, FG  
-3 at Oakland, 12/3/06, 4 plays, FG  
-1 at Jacksonville, 11/27/11, 4 plays, FG  
vs. Jacksonville, 9/28/03, 4 plays, FG

#### SHORTEST SCORING DRIVE (PLAYS)

1 15 times, last vs. Tennessee, 11/30/14, 70 yds, TD

#### SHORTEST SCORING DRIVE (TIME)

0:02 vs. Cleveland, 11/6/11, 1 play, 0 yards, FG  
0:04 vs. San Diego, 11/7/10, 1 play, 8 yards, TD  
vs. Jacksonville, 12/1/08, 1 play, 7 yards, TD  
at Denver, 11/7/04, 1 play, 1 yard, TD  
0:07 vs. Arizona, 11/19/17, 1 play, 34 yards, TD  
vs. Jacksonville, 12/1/08 1 play, 40 yards, TD  
0:09 at N.Y. Jets, 11/21/10, 1 play, 43 yards, TD

## TOTAL OFFENSE

#### MOST NET YARDS GAINED, SEASON

6,186 2010  
6,129 2009  
6,113 2008  
5,954 2011  
5,953 2012

#### MOST NET YARDS GAINED, GAME

653 vs. Jacksonville (OT), 11/18/12  
549 at Green Bay, 12/7/08  
526 at Washington (OT), 9/19/10  
518 at Tennessee, 10/23/11  
509 at Seattle, 10/29/17

#### FEWEST NET YARDS GAINED, SEASON

3,572 2002  
4,053 2005  
4,306 2003  
4,465 2006  
5,128 2004

#### FEWEST NET YARDS GAINED, GAME

47 at Pittsburgh, 12/8/02  
107 at Tampa Bay, 12/14/03  
118 at San Diego, 9/15/02  
120 at Buffalo, 9/11/05  
124 at Oakland, 12/3/06  
at Jacksonville, 12/7/03

#### MOST NET YARDS ALLOWED, SEASON

6,082 2003  
6,031 2010  
5,824 2005  
5,571 2014  
5,507 2007

#### MOST NET YARDS ALLOWED, GAME

535 at Tennessee, 10/12/03  
525 at Detroit (OT), 11/22/12  
515 at Indianapolis, 9/17/06  
511 vs. Denver, 12/22/13  
510 vs. Minnesota (OT), 10/10/04

#### FEWEST NET YARDS ALLOWED, SEASON

4,571 2011  
4,821 2016  
5,081 2013  
5,172 2012  
5,198 2009

#### FEWEST NET YARDS ALLOWED, GAME

117 at Jacksonville, 9/16/12  
126 at Jacksonville, 12/26/04  
148 at Tennessee, 10/23/11  
150 vs. Jacksonville, 12/18/16  
162 vs. Tennessee, 11/28/10

#### MOST NET YARDS GAINED, SEASON, BOTH TEAMS

12,217 2010  
11,498 2008  
11,327 2009  
11,125 2012  
11,084 2014  
11,084 2015

#### MOST NET YARDS GAINED, GAME, BOTH TEAMS

1,098 Texans 640 vs. Jacksonville 458 (OT), 11/18/12  
1,026 Texans 501 at Detroit 525 (OT), 11/22/12  
993 Texans 458 at Tennessee 535, 10/12/03  
988 Texans 509 at Seattle 479, 10/29/17  
947 Texans 526 at Washington 421 (OT), 9/19/10

#### FEWEST NET YARDS GAINED, SEASON, BOTH TEAMS

8,802 2002  
9,865 2006  
9,877 2005  
10,388 2003  
10,525 2011

#### FEWEST NET YARDS GAINED, GAME, BOTH TEAMS

385 Texans 118 at San Diego 267, 9/15/02  
426 Texans 124 at Oakland 302, 12/3/06  
428 Texans 198 at New England 230, 12/17/06  
436 Texans 120 at Buffalo 316, 9/11/05  
443 Texans 165 at Indianapolis 278, 12/1/02

#### MOST NET YARDS GAINED, FIRST HALF

364 vs. Seattle, 12/13/09  
324 vs. Seattle, 9/29/13  
306 at Miami, 12/27/09  
303 at Tennessee, 10/23/11  
301 at New Orleans, 9/25/11

#### MOST NET YARDS GAINED, SECOND HALF

328 at N.Y. Giants, 9/21/14  
309 vs. Tennessee, 10/21/07  
306 vs. Kansas City, 10/17/10  
301 vs. Baltimore, 12/13/10  
298 at Atlanta, 10/4/15

#### FEWEST NET YARDS GAINED, FIRST HALF

21 at Pittsburgh, 12/8/02  
24 vs. Tennessee, 10/21/07  
46 at Tampa Bay, 12/14/03  
47 at San Diego, 9/15/02  
52 vs. Jacksonville, 9/10/17

#### FEWEST NET YARDS GAINED, SECOND HALF

-4 vs. Indianapolis, 10/23/05  
26 at Pittsburgh, 12/8/02  
41 at Arizona, 11/10/13  
47 Twice, last at Jacksonville, 11/27/11  
53 vs. New England, 12/13/15

#### MOST NET YARDS ALLOWED, FIRST HALF

392 at Miami, 10/25/15  
355 vs. Denver, 12/22/13  
299 vs. Washington, 9/24/06  
297 at Arizona, 10/11/09  
292 at Indianapolis, 12/23/07

# TEAM RECORDS

## TOTAL OFFENSE (cont.)

### MOST NET YARDS ALLOWED, SECOND HALF

316 at Seattle, 10/29/17  
312 at Los Angeles, 11/12/17  
307 vs. New England, 12/1/13  
302 at Indianapolis, 11/16/05  
295 vs. New England, 11/23/03

### FEWEST NET YARDS ALLOWED, FIRST HALF

31 vs. Baltimore, 12/21/14  
43 at Jacksonville, 9/16/12  
50 vs. San Francisco, 10/25/09  
54 vs. Tennessee, 11/28/10  
57 vs. N.Y. Jets, 11/22/15

### FEWEST NET YARDS ALLOWED, SECOND HALF

41 at San Diego, 10/28/07  
43 at Arizona, 10/11/09  
46 vs. Oakland, 10/4/09  
61 vs. Jacksonville, 10/30/11  
65 at Jacksonville, 12/7/14  
at Tampa Bay, 11/13/11

### MOST NET YARDS GAINED, FIRST QUARTER

185 at New Orleans, 9/25/11  
184 at Tampa Bay, 11/13/11  
179 vs. Tennessee, 10/1/17  
178 vs. Indianapolis, 11/3/13  
vs. Tennessee, 10/3/16  
174 vs. Seattle, 12/13/09

### MOST NET YARDS GAINED, SECOND QUARTER

207 at Tennessee, 10/23/11  
190 vs. Seattle, 12/13/09  
183 vs. Seattle, 9/29/13  
179 at Miami, 12/27/09  
174 vs. Buffalo, 10/13/02

### MOST NET YARDS GAINED, THIRD QUARTER

190 at Indianapolis, 12/30/12  
183 at Oakland, 10/3/10  
178 at N.Y. Giants, 9/21/14  
175 vs. Carolina, 12/18/11  
170 at Jacksonville, 11/14/10

### MOST NET YARDS GAINED, FOURTH QUARTER

257 at Atlanta, 10/4/15  
253 vs. Tennessee, 10/21/07  
201 vs. Kansas City, 10/8/17  
203 vs. Jacksonville, 11/18/12  
196 at Arizona, 10/11/09

### FEWEST NET YARDS GAINED, FIRST QUARTER

-5 at Indianapolis, 11/14/04  
-3 at Buffalo, 9/11/05  
0 at Miami, 10/25/15  
2 vs. Indianapolis, 10/9/14  
4 vs. Jacksonville, 11/24/13  
at Pittsburgh, 12/8/02

### FEWEST NET YARDS GAINED, SECOND QUARTER

4 at San Francisco, 1/1/06  
6 at San Diego, 9/15/02  
9 vs. New England, 11/23/03  
10 at Indianapolis, 12/22/11  
11 at Oakland, 12/3/06

### FEWEST NET YARDS GAINED, THIRD QUARTER

0 at Arizona, 11/10/13  
2 vs. Pittsburgh, 10/2/11  
5 at Indianapolis, 9/17/06  
7 at Kansas City, 9/26/04  
10 vs. Philadelphia, 9/10/06

### FEWEST NET YARDS GAINED, FOURTH QUARTER

-17 vs. Indianapolis, 10/23/05  
-9 at Cincinnati, 11/9/03  
-1 at Kansas City, 10/20/13  
4 at Jacksonville Jaguars, 11/27/11  
8 vs. Arizona, 12/18/05  
at Pittsburgh, 12/8/02

### MOST NET YARDS ALLOWED, FIRST QUARTER

220 vs. Buffalo, 11/19/06  
219 at Miami, 10/25/15  
218 vs. Indianapolis, 10/9/14  
191 at Indianapolis, 11/8/09  
171 vs. Pittsburgh, 9/18/05  
170 vs. Denver, 12/22/13

### MOST NET YARDS ALLOWED, SECOND QUARTER

193 vs. Philadelphia, 9/10/06  
185 vs. Denver, 12/22/13  
177 vs. Tennessee, 12/21/03  
173 at Miami, 10/25/15  
171 at Oakland, 9/14/14  
170 at Jacksonville, 12/6/09

### MOST NET YARDS ALLOWED, THIRD QUARTER

224 at Indianapolis, 11/16/08  
213 vs. Oakland, 11/17/13  
205 at Los Angeles, 11/12/17  
197 vs. New England, 12/1/13  
177 at Baltimore, 10/16/11

### MOST NET YARDS ALLOWED, FOURTH QUARTER

224 vs. Indianapolis, 9/12/10  
223 at Seattle, 10/29/17  
213 at Jacksonville, 11/14/10  
210 vs. Green Bay, 11/21/04  
185 at New Orleans, 9/25/11

### FEWEST NET YARDS ALLOWED, FIRST QUARTER

-9 vs. N.Y. Jets, 9/13/03  
-1 at Jacksonville, 12/26/04  
1 vs. San Francisco, 10/25/09  
3 at Oakland, 9/14/14  
4 vs. Detroit, 10/18/08

### FEWEST NET YARDS ALLOWED, SECOND QUARTER

-2 vs. Indianapolis, 11/3/13  
0 at Jacksonville, 9/16/12  
11 at Carolina, 9/16/07  
17 vs. Tennessee, 11/1/15  
17 at New Orleans, 9/14/03

### FEWEST NET YARDS ALLOWED, THIRD QUARTER

-5 vs. Miami, 9/9/12  
1 at Tampa Bay, 11/13/11  
4 vs. Tennessee, 9/15/13  
at Indianapolis, 12/30/12  
6 at Cincinnati, 10/18/09

### FEWEST NET YARDS ALLOWED, FOURTH QUARTER

2 vs. Oakland, 11/17/13  
at Pittsburgh, 9/7/08  
3 vs. Dallas, 9/8/02  
7 at Tennessee, 9/21/08  
9 at San Diego, 9/9/13  
at Arizona, 10/11/09

## RUSHING

### RUSHING YARDS

SEASON  
2,448 2011  
2,161 2014  
2,123 2012  
2,042 2010  
1,882 2004

### GAME

261 vs. Cleveland, 11/6/11  
257 vs. Indianapolis, 9/12/10  
249 at Oakland, 10/3/10  
244 vs. Jacksonville, 1/2/11  
222 at Tennessee, 10/23/11

### FEWEST, SEASON

1,347 2002  
1,475 2009  
1,586 2007  
1,651 2003  
1,687 2006

### FEWEST, GAME

24 vs. N.Y. Giants, 10/10/10  
25 at N.Y. Jets, 11/26/06  
28 vs. Tennessee, 12/29/02  
30 at Tennessee, 12/19/10  
34 vs. Minnesota, 12/23/12  
at Dallas, 10/15/06  
at Buffalo, 11/16/03

### ALLOWED, SEASON

2,370 2003  
2,303 2005  
2,089 2002  
1,963 2008  
1,958 2013

### ALLOWED, GAME

320 at Seattle, 10/16/05  
248 at Miami, 10/25/15  
247 at Washington, 12/22/02  
244 at Jacksonville, 10/14/07  
240 at Tennessee, 9/20/09  
at Cincinnati, 11/9/03

### FEWEST ALLOWED, SEASON

1,536 2011  
1,560 2012  
1,595 2016  
1,681 2014  
1,711 2009

### FEWEST ALLOWED, GAME

18 at Washington, 9/19/10  
24 vs. Tennessee, 11/28/10  
27 at N.Y. Jets, 11/26/06  
30 at Tennessee, 12/27/15  
32 vs. Jacksonville, 1/3/16

### SEASON, BOTH TEAMS

4,119 2005  
4,021 2003  
3,984 2011  
3,842 2014  
3,809 2008

### GAME, BOTH TEAMS

442 Texans 244 vs. Jacksonville 198, 1/2/11  
387 Texans 67 at Seattle 320, 10/16/05  
380 Texans 140 at Cincinnati 240, 11/9/03  
367 Texans 249 at Oakland 118, 10/3/10  
360 Texans 132 vs. Kansas City 228, 10/17/10

### FEWEST, SEASON, BOTH TEAMS

3,186 2009  
3,411 2007  
3,436 2002  
3,643 2006  
3,683 2012

### FEWEST, GAME, BOTH TEAMS

52 Texans 25 at N.Y. Jets 27, 11/26/06  
76 Texans 58 at Washington 18, 9/19/10  
89 Texans 45 at Arizona 44, 10/11/09  
141 Texans 24 vs. N.Y. Giants 117, 10/10/10

# TEAM RECORDS

## RUSHING (cont.)

### ATTEMPTS

#### SEASON

551 2014  
546 2011  
508 2012  
481 2004  
472 2015  
437 2005

#### GAME

54 at Cleveland, 11/16/14  
48 at Jacksonville, 9/16/12  
47 at Tennessee, 10/23/11  
46 vs. Tampa Bay, 9/27/15  
at Oakland, 9/14/14  
44 3 times, last vs. Atlanta, 12/4/11

#### FEWEST, SEASON

414 2013  
417 2007  
421 2003  
423 2010  
424 2002

#### FEWEST, GAME

12 vs. Tennessee, 10/21/07  
13 vs. N.Y. Jets, 9/13/09  
14 at N.Y. Jets, 11/26/06  
15 vs. N.Y. Giants, 10/10/10

#### SEASON, OPPONENT

533 2003  
509 2002  
506 2005  
454 2013  
446 2006

#### GAME, OPPONENT

57 at Cincinnati, 11/9/03  
47 at San Francisco, 1/1/06  
46 at Washington, 12/22/02  
43 vs. Cincinnati, 11/23/14  
42 7 times, last at N.Y. Giants, 9/21/14

#### FEWEST, SEASON, OPPONENT

378 2011  
388 2015  
390 2012  
396 2009

#### FEWEST, GAME, OPPONENT

10 vs. New Orleans, 11/29/15  
vs. Indianapolis, 9/12/10  
11 at Tennessee, 12/27/15  
12 vs. Baltimore, 10/21/12  
vs. Tennessee, 11/28/10  
vs. Jacksonville, 10/31/04

### RUSHING AVERAGE

#### SEASON

4.83 2010  
4.48 2011  
4.27 2008  
4.21 2013  
4.08 2016

#### GAME

7.37 at Cincinnati, 11/9/03 (19-140)  
7.32 at Detroit (OT), 11/22/12 (28-205)  
7.23 vs. Buffalo, 11/19/06 (26-188)  
7.10 at Indianapolis, 11/16/08 (21-149)  
7.08 vs. Tennessee, 11/28/04 (25-177)

### LOWEST, SEASON

3.18 2002  
3.47 2009  
3.67 2015  
3.80 2007

### LOWEST, GAME

1.21 at Buffalo, 11/16/03 (28-34)  
1.27 vs. Tennessee, 12/29/02 (22-28)  
1.42 at Pittsburgh, 12/8/02 (26-37)  
1.60 vs. N.Y. Giants, 10/10/10 (15-24)  
1.61 vs. Buffalo, 9/28/14 (23-37)

### SEASON, OPPONENT

4.55 2005  
4.47 2008  
4.45 2003  
4.42 2004  
4.38 2006

### GAME, OPPONENT

9.60 at Tennessee, 9/20/09 (25-240)  
9.38 at Jacksonville, 10/14/07 (26-244)  
8.64 vs. Jacksonville, 12/28/14 (14-121)  
7.92 at Tennessee, 12/3/17 (25-198)  
7.62 at Seattle, 10/16/05 (42-320)

### LOWEST, SEASON, OPPONENT

4.00 2014  
2012  
4.04 2010  
4.06 2011  
4.10 2002

### LOWEST, GAME, OPPONENT

1.04 at N.Y. Jets, 11/26/06 (26-27)  
1.06 at Washington, 9/19/10 (17-18)  
1.57 at Seattle, 10/29/17 (21-33)  
2.00 vs. Tennessee, 11/28/10 (12-24)  
2.06 vs. Baltimore, 12/21/14 (16-33)

### RUSHING TOUCHDOWNS

#### SEASON

20 2010  
19 2012  
18 2011  
16 2008  
2004

#### GAME

4 vs. New England, 12/1/13  
3 13 times, last at Jacksonville, 12/7/14

### SEASON, OPPONENT

21 2005  
18 2008  
17 2009  
16 2010  
2006

### GAME, OPPONENT

5 at Seattle, 10/16/05  
4 at Atlanta, 10/4/15  
vs. Jacksonville, 9/27/09  
vs. Jacksonville, 12/24/05

### 100-YARD RUSHING GAMES BY AN INDIVIDUAL

#### SEASON

11 2011  
8 2014  
2010  
7 2012  
5 2008  
2004

#### SEASON, OPPONENT

10 2005  
7 2004  
2003  
6 2007  
5 2008  
2002

### CONSECUTIVE GAMES WITH A RUSHING TOUCHDOWN

#### TEXANS

7 at Oakland 10/3/10 – at N.Y. Jets 11/21/10  
vs. Tennessee 11/28/04 – at Buffalo 9/11/05  
6 at Tennessee 10/23/11 – vs. Atlanta 12/4/11  
5 vs. Tennessee 9/30/12 – vs. Buffalo 11/4/12  
vs. Carolina 12/18/11 – at Jacksonville 9/16/12  
at Oakland 12/3/06 – vs. Cleveland 12/31/06

#### OPPONENT

6 at Pittsburgh 9/7/08 – vs. Detroit 10/19/08  
5 at Philadelphia 12/2/10 – vs. Jacksonville 1/2/11  
at Washington 9/19/10 – vs. Kansas City 10/17/10  
at Buffalo 11/1/09 – at Jacksonville 12/6/09  
at Dallas 10/15/06 – at Jacksonville 11/12/06  
at Jacksonville 11/6/05 – at Baltimore 12/4/05  
at New Orleans 9/14/03 – vs. N.Y. Jets 10/19/03

## PASSING

### NET YARDS PASSING

#### MOST, SEASON

4,654 2009  
4,267 2008  
4,144 2010  
3,833 2015  
3,830 2012

#### MOST, GAME

504 vs. Jacksonville (OT), 11/18/12  
468 at Washington (OT), 9/19/10  
408 at Green Bay, 12/7/08  
403 vs. Oakland, 10/9/11  
385 at Cincinnati, 10/18/09

#### FEWEST, SEASON

2,225 2002  
2,237 2005  
2,655 2003  
2,778 2006  
3,246 2004

#### FEWEST, GAME

-5 at Oakland, 12/3/06  
6 vs. Indianapolis, 10/23/05  
10 at Pittsburgh, 12/8/02  
25 at Buffalo, 9/11/05  
29 at San Diego, 9/15/02

#### MOST ALLOWED, SEASON

4,280 2010  
3,890 2014  
3,712 2003  
3,682 2007



# TEAM RECORDS

## PASSING (cont.)

### NET YARDS PASSING (cont.)

#### MOST ALLOWED, GAME

446 at Seattle, 10/29/17  
421 at Tennessee, 10/12/03  
419 at Detroit (OT), 11/22/12  
vs. Indianapolis, 9/12/10  
403 at Washington, 9/19/10  
397 vs. Denver, 12/22/13

#### FEWEST ALLOWED, SEASON

3,035 2011  
3,123 2013  
3,141 2002  
3,226 2016  
3,336 2015

#### FEWEST ALLOWED, GAME

31 at Jacksonville, 12/26/04  
52 at Jacksonville, 9/16/12  
83 vs. Jacksonville, 12/18/16  
86 at Tennessee, 10/29/06  
90 vs. Jacksonville, 10/30/11

#### MOST, SEASON, BOTH TEAMS

8,424 2010  
8,141 2009  
7,756 2015  
7,690 2008  
7,442 2012

#### MOST, GAME, BOTH TEAMS

876 Texans 504 vs. Jacksonville 378 (OT), 11/18/12  
871 Texans 468 at Washington 403 (OT), 9/19/10  
813 Texans 367 at Seattle 446, 10/29/17  
788 Texans 367 at Tennessee 421, 10/12/03  
746 Texans 358 vs. Minnesota 388 (OT), 10/10/04

#### FEWEST, SEASON, BOTH TEAMS

5,366 2002  
5,758 2005  
6,222 2006  
6,367 2003  
6,541 2011

#### FEWEST, GAME, BOTH TEAMS

153 Texans 122 at Jacksonville 31, 12/26/04  
172 Texans 29 at San Diego 143, 9/15/02  
184 Texans -5 at Oakland 189, 12/3/06  
189 Texans 25 at Buffalo 164, 9/11/05  
218 Texans 93 at New England 125, 12/14/06

### GROSS YARDS PASSING

#### MOST, SEASON

4,803 2009  
4,079 2015  
4,474 2008  
4,370 2010  
4,183 2013

#### MOST, GAME

527 vs. Jacksonville (OT), 11/18/12  
497 at Washington (OT), 9/19/10  
416 vs. Oakland, 10/9/11  
414 vs. Green Bay, 12/7/08  
402 at Seattle, 10/29/17

#### FEWEST, SEASON

2,636 2002  
2,661 2005  
2,841 2003  
3,032 2006  
3,460 2014

#### FEWEST, GAME

32 at Oakland, 12/3/06  
33 at Pittsburgh, 12/8/02  
48 vs. Indianapolis, 10/23/05  
64 at Tampa Bay, 12/14/03  
70 at Buffalo, 9/18/05

#### MOST ALLOWED, SEASON

4,499 2010  
4,141 2014  
3,881 2012  
3,878 2007  
3,835 2003

#### MOST ALLOWED, GAME

452 at Seattle, 10/29/17  
441 at Detroit (OT), 11/22/12  
433 vs. Indianapolis, 9/12/10  
426 at Washington, 9/19/10  
421 at Tennessee, 10/12/03  
400 vs. Denver 12/22/13  
at Indianapolis, 9/17/06

#### FEWEST ALLOWED, SEASON

3,322 2011  
3,310 2013  
3,378 2002  
3,598 2008  
3,635 2006

#### FEWEST ALLOWED, GAME

54 at Jacksonville, 12/26/04  
76 at Jacksonville, 9/16/12  
87 at Tennessee, 10/29/06  
97 vs. Jacksonville, 10/30/11  
109 at Tennessee, 11/10/02

### PASS ATTEMPTS

#### MOST, SEASON

633 2013  
619 2015  
593 2009  
574 2010  
562 2013

#### MOST, GAME

62 vs. Baltimore (OT), 12/13/10  
58 at Carolina, 9/20/15  
58 at Jacksonville, 12/5/13  
57 at Atlanta, 10/4/15  
55 vs. Jacksonville (OT), 11/18/12  
54 at Tennessee Titans, 12/19/10  
at N.Y. Jets, 11/26/06

#### FEWEST, SEASON

439 2003  
447 2002  
449 2005  
467 2011  
471 2004

#### FEWEST, GAME

9 vs. Indianapolis, 10/23/05  
10 at Pittsburgh, 12/8/02  
14 at Oakland, 12/3/06  
15 at Tampa Bay, 11/13/11  
vs. Cleveland, 12/31/06

#### MOST, SEASON, OPPONENT

581 2012  
548 2009  
547 2010  
553 2015  
546 2007

#### MOST, GAME, OPPONENT

61 at Detroit (OT), 11/22/12  
58 at Pittsburgh, 12/8/02  
57 vs. Indianapolis, 9/12/10  
55 at Miami, 12/27/09  
53 at Jacksonville, 10/18/15

#### FEWEST, SEASON, OPPONENT

469 2005  
471 2008  
484 2013  
502 2003  
505 2006

#### FEWEST, GAME, OPPONENT

11 at San Diego, 10/28/07  
15 at San Francisco, 10/6/13  
at Tennessee, 10/29/06  
16 vs. St. Louis, 10/13/13  
18 at Minnesota, 11/2/08  
at Pittsburgh, 9/7/08

### PASS COMPLETIONS

#### MOST, SEASON

399 2009  
371 2013  
367 2008  
365 2010  
358 2015

#### MOST, GAME

43 vs. Jacksonville (OT), 11/18/12  
39 at N.Y. Jets, 11/26/06  
38 at Washington (OT), 9/19/10  
35 at Tennessee, 12/19/10  
at Arizona, 10/11/09

#### FEWEST, SEASON

235 2002  
248 2003  
270 2005  
286 2004  
288 2011

#### FEWEST, GAME

3 at Pittsburgh, 12/8/02  
6 vs. Indianapolis, 10/23/10  
at San Diego, 9/15/02  
7 at Oakland, 12/3/06

#### MOST, SEASON, OPPONENT

363 2014  
361 2007  
354 2010  
344 2009  
2004

#### MOST, GAME, OPPONENT

40 vs. Indianapolis, 9/12/10  
36 vs. Minnesota, 10/10/04  
35 at Miami, 12/27/09  
34 at Indianapolis, 11/8/09  
33 vs. New Orleans, 11/18/07  
vs. Green Bay, 11/21/04

#### FEWEST, SEASON, OPPONENT

279 2011  
281 2002  
287 2013  
294 2008  
297 2003

#### FEWEST, GAME, OPPONENT

6 at San Francisco, 10/6/13  
7 at San Diego, 10/28/07  
at Tennessee, 10/29/06  
8 vs. Tennessee, 12/29/02  
9 at Jacksonville, 9/16/12

# TEAM RECORDS

## PASSING (cont.)

### TOUCHDOWN PASSES

#### MOST, SEASON

29 2015  
2009  
24 2007  
2010  
22 2014  
2012

#### MOST, GAME

6 vs. Tennessee, 11/30/14  
5 vs. Kansas City, 10/8/17  
vs. Jacksonville (OT), 11/18/12  
4 at Seattle, 10/29/17  
vs. Tennessee, 10/1/17  
at Denver, 9/23/12  
at Cincinnati, 10/18/09  
at Tennessee, 9/20/09  
vs. Tennessee, 10/21/07

#### MOST, SEASON, OPPONENT

33 2010  
32 2004  
29 2013  
2012  
28 2014

#### MOST, GAME, OPPONENT

6 vs. Green Bay, 10/14/12  
5 at Indianapolis, 11/14/04  
vs. Minnesota (OT), 10/10/04  
vs. New England, 9/24/17  
4 10 times, last at Seattle, 10/29/17

### CONSECUTIVE GAMES WITH A PASSING TOUCHDOWN

#### TEXANS

16 at Jacksonville 11/14/10 – vs. Jacksonville 10/30/11  
14 vs. Baltimore 12/21/14 – at Buffalo 12/06/15  
12 at Indianapolis 11/8/09 – at Oakland 10/3/10  
at Jacksonville 10/14/07 – vs. Jacksonville 12/30/07  
10 vs. Pittsburgh 9/18/05 – at Indianapolis 11/13/05

#### OPPONENT

22 at Oakland 9/14/14 – at Miami 10/25/15  
12 vs. Cleveland 1/2/05 – vs. St. Louis 11/27/05

## FIRST DOWNS

#### MOST, SEASON

360 2010  
341 2012  
340 2009  
2008  
335 2015

#### MOST, GAME

39 vs. Jacksonville (OT), 11/18/12  
30 vs. Tampa Bay, 9/27/15  
33 vs. Tennessee, 10/1/17  
29 at Cleveland, 11/15/14  
vs. Seattle, 9/29/13  
at Tennessee, 10/23/11  
at Washington (OT), 9/19/10  
vs. New England, 1/3/10  
vs. Detroit, 10/19/08

#### FEWEST, SEASON

208 2002  
237 2003  
243 2005  
282 2006  
295 2007

#### FEWEST, GAME

3 at Pittsburgh, 12/8/02  
7 at Tampa Bay, 12/14/03  
at Jacksonville, 12/7/03  
at San Diego, 9/15/02  
vs. New England, 12/13/15

#### MOST ALLOWED, SEASON

352 2010  
348 2005  
336 2003  
329 2014  
325 2007

#### MOST ALLOWED, GAME

34 at Indianapolis, 9/17/06  
33 at Indianapolis, 12/23/07  
31 at Seattle, 10/16/05  
30 4 times, last vs. Philadelphia, 11/2/14

#### FEWEST ALLOWED, SEASON

270 2011  
272 2016  
281 2015  
282 2013  
291 2002  
292 2012

#### FEWEST ALLOWED, GAME

6 at Jacksonville, 12/26/04  
8 at Chicago, 11/11/12  
vs. Oakland, 10/4/09  
9 vs. Tennessee, 10/1/17  
at Jacksonville, 9/16/12  
vs. Tennessee, 11/28/10  
at Buffalo, 11/1/09  
vs. Jacksonville, 12/18/16

#### MOST, SEASON, BOTH TEAMS

712 2010  
642 2014  
640 2009  
2008  
633 2012

#### MOST, GAME, BOTH TEAMS

56 Texans 39 vs. Jacksonville 17 (OT), 11/18/12  
55 Texans 26 at Detroit 29 (OT), 11/22/12  
Texans 27 vs. Indianapolis 28, 11/29/09  
53 Texans 29 at Browns 24, 11/16/14  
52 Texans 18 at Indianapolis 34, 9/17/06

#### FEWEST, SEASON, BOTH TEAMS

499 2002  
573 2003  
589 2013  
591 2011  
2005

#### FEWEST, GAME, BOTH TEAMS

21 Texans 13 at Chicago 8, 11/11/12  
23 Texans 9 at Jacksonville 14, 11/27/11  
Texans 10 at Indianapolis 13, 12/1/02  
Texans 7 at San Diego 16, 9/15/02  
24 Texans 16 vs. Oakland 8, 10/4/09  
Texans 13 vs. Dallas 11, 9/8/02

### RUSHING FIRST DOWNS

#### MOST, SEASON

131 2011  
118 2010  
114 2012  
108 2014  
106 2008  
2006

#### MOST, GAME

16 at Jacksonville, 9/16/12  
15 vs. Indianapolis, 9/12/10  
14 vs. Cleveland, 11/6/11  
at Tennessee, 10/23/11  
vs. Indianapolis, 12/24/06

#### FEWEST, SEASON

59 2002  
86 2003  
89 2005  
90 2013  
90 2015

#### FEWEST, GAME

1 vs. Tennessee, 11/1/15  
vs. Minnesota, 12/23/12  
vs. Tennessee, 11/23/09  
vs. Tampa Bay, 12/9/07  
vs. Tennessee, 10/21/07  
at Dallas, 10/15/06  
at Pittsburgh, 12/8/02

#### MOST, SEASON, OPPONENT

130 2003  
123 2005  
116 2002  
115 2006  
114 2008

#### MOST, GAME, OPPONENT

19 at Seattle, 10/16/05  
16 at Cincinnati, 11/9/03  
15 vs. Jacksonville, 1/2/11  
vs. Kansas City, 11/20/05  
at Washington, 12/22/02

#### FEWEST, SEASON, OPPONENT

73 2011  
79 2015  
88 2013  
89 2004  
91 2009  
94 2012

#### FEWEST, GAME, OPPONENT

1 vs. Arizona, 11/19/17  
at New England, 9/24/17  
vs. Jacksonville, 1/3/16  
at Tennessee, 12/27/15  
vs. Baltimore, 12/21/14  
at Tennessee, 10/26/14  
vs. Tennessee, 11/28/10  
vs. Oakland, 10/4/09  
at Carolina, 9/16/07

### PASSING FIRST DOWNS

#### MOST, SEASON

231 2009  
222 2010  
210 2015  
210 2008  
205 2012

#### MOST, GAME

26 vs. Jacksonville (OT), 11/18/12  
23 at Washington (OT), 9/19/10  
21 vs. Baltimore (OT), 12/13/10  
at Cincinnati, 10/18/09  
20 vs. Seattle, 9/29/13  
at Tennessee, 12/19/10

#### FEWEST, SEASON

119 2002  
127 2003  
142 2005  
156 2006  
171 2014

# TEAM RECORDS

## FIRST DOWNS (cont.)

### PASSING FIRST DOWNS (cont.)

#### FEWEST, GAME

- at Pittsburgh, 12/8/02  
vs. Indianapolis, 9/22/02
- at Oakland, 12/3/06
- at Tampa Bay, 12/14/03
- 8 times, last vs. New England, 12/13/15

#### MOST, SEASON, OPPONENT

- 211 2010
- 206 2014
- 197 2007
- 194 2004
- 188 2005

#### MOST, GAME, OPPONENT

- vs. Kansas City, 10/8/17  
at Detroit (OT), 11/22/12  
at Indianapolis, 11/16/08  
at Indianapolis, 9/17/06  
vs. Minnesota (OT), 10/10/04

#### FEWEST, SEASON, OPPONENT

- 155 2002
- 158 2013
- 166 2011
- 167 2008
- 2012

#### FEWEST, GAME, OPPONENT

- at Jacksonville, 12/26/04
- vs. Jacksonville, 12/28/14
- at Chicago, 11/11/12  
at Jacksonville, 9/16/12

### FIRST DOWNS BY PENALTY

#### MOST, SEASON

- 35 2015
- 34 2014
- 30 2002
- 24 2008
- 2003

#### MOST, GAME

- vs. Jacksonville, 9/10/17
- vs. Cincinnati, 11/3/02
- at Los Angeles, 11/12/17  
at Carolina, 9/20/15  
vs. St. Louis, 10/13/13  
vs. Tennessee, 12/14/08  
vs. Dallas, 9/8/02

#### FEWEST, SEASON

- 9 2007
- 12 2005
- 14 2011
- 16 2009
- 19 2013

#### MOST, SEASON, OPPONENT

- 37 2005
- 36 2013
- 34 2014
- 2009
- 31 2012
- 2011

#### MOST, GAME, OPPONENT

- at Jacksonville, 12/5/13
- vs. Indianapolis, 10/8/15  
at Indianapolis, 12/22/11  
at Indianapolis, 11/8/09

#### FEWEST, SEASON, OPPONENT

- 19 2008
- 20 2002
- 21 2007
- 2004

## FIELD GOALS

### MOST, SEASON

- 32 2011
- 31 2012
- 30 2014
- 29 2008
- 27 2010

### FEWEST, SEASON

- 17 2004
- 2002
- 18 2003
- 19 2006
- 21 2009

### MOST ATTEMPTED, SEASON

- 38 2012
- 2011
- 35 2014
- 2013
- 34 2005

### FEWEST ATTEMPTED, SEASON

- 22 2003
- 24 2004
- 2002
- 25 2006
- 27 2015

### MOST ATTEMPTED, GAME

- at Miami, 9/7/03
- vs. Baltimore, 12/21/14  
vs. Indianapolis, 12/16/12
- 5 times, last vs. Jacksonville (OT), 11/18/12

### MOST CONVERTED, GAME

- vs. Baltimore, 12/21/14
- vs. Indianapolis, 12/16/12  
vs. Miami, 10/7/07  
at Baltimore, 12/4/05  
at Miami, 9/7/03

### CONSECUTIVE GAMES SCORING FIELD GOALS

- 19 9/22/13 - 10/5/14
- 17 10/23/11 - 10/21/12
- 15 11/1/10 - 10/9/11
- 10 11/13/05 - 9/17/06

### MOST FIELD GOALS MADE, SEASON, OPPONENT

- 30 2013
- 2011
- 28 2007
- 2005
- 2003

### FEWEST FIELD GOALS MADE, SEASON, OPPONENT

- 20 2015
- 2009
- 21 2012
- 2010
- 22 2004

### MOST FIELD GOALS ATTEMPTED, SEASON, OPPONENT

- 36 2011
- 35 2013
- 2003
- 34 2002
- 33 2007

### FEWEST FIELD GOALS ATTEMPTED, SEASON, OPPONENT

- 22 2014
- 23 2009
- 24 2012
- 26 2015
- 27 2010

### MOST FIELD GOALS ATTEMPTED, GAME, OPPONENT

- 8 vs. Tennessee, 10/21/07\*
- 5 6 times, last at Indianapolis, 12/22/11

### MOST FIELD GOALS CONVERTED, GAME, OPPONENT

- 8 vs. Tennessee, 10/21/07\*
- 5 at Baltimore, 10/16/11  
at Buffalo, 9/11/05  
vs. Cleveland, 1/2/05

### MOST FIELD GOALS CONVERTED, GAME, BOTH TEAMS

- 9 Texans 5 vs. Miami 4, 10/7/07
- 8 Texans 0 vs. Tennessee 8\*, 10/21/07

\* Indicates NFL record.

## PUNTING

### PUNTS

#### MOST, SEASON

- 116 2002
- 97 2003
- 96 2015
- 88 2013
- 2012

#### MOST, GAME

- 11 at Indianapolis, 12/1/02
- 10 6 times, last at Tennessee, 12/2/12

#### FEWEST, SEASON

- 53 2008
- 55 2007
- 63 2010
- 67 2009
- 73 2004

#### FEWEST, GAME

- 1 at Buffalo, 11/1/09  
vs. Miami, 10/7/07
- 2 29 times, last vs. Tennessee, 10/1/17

#### MOST PUNTS, SEASON, OPPONENT

- 101 2015
- 98 2002
- 92 2012
- 91 2013

#### MOST PUNTS, GAME, OPPONENT

- 11 vs. Oakland, 11/17/13
- 10 at San Francisco, 1/1/06  
at San Diego, 9/15/02

#### FEWEST PUNTS, SEASON, OPPONENT

- 59 2007
- 63 2005
- 65 2006
- 67 2010
- 2008

#### FEWEST PUNTS, GAME, OPPONENT

- 0 vs. Jacksonville, 10/14/07  
vs. Indianapolis, 10/23/05
- 1 5 times, last at Indianapolis, 11/16/08

#### MOST PUNTS, SEASON, BOTH TEAMS

- 214 2002
- 197 2015
- 180 2012
- 179 2013
- 172 2003
- 167 2014

# TEAM RECORDS

## PUNTING (cont.)

### PUNTS (cont.)

#### MOST PUNTS, GAME, BOTH TEAMS

- 20 Texans 9 vs. Oakland 11, 11/17/13
- Texans 11 at Indianapolis 9, 12/1/02
- Texans 10 at San Diego 10, 9/15/02
- 19 Texans 10 at Jacksonville 9, 11/27/11
- Texans 10 vs. Dallas 9, 9/8/02

#### FEWEST PUNTS, SEASON, BOTH TEAMS

- 114 2007
- 120 2008
- 130 2010
- 140 2005
- 141 2006

#### FEWEST PUNTS, GAME, BOTH TEAMS

- 2 Texans 2 at Jacksonville 0, 10/14/07
- 3 Texans 2 at Indianapolis 1, 11/16/08
- Texans 1 vs. Miami 2, 10/7/07
- Texans 2 at Indianapolis 1, 12/24/06

### PUNT YARDS

#### MOST YARDS, SEASON

- 4,720 2002
- 4,533 2015
- 4,189 2013
- 4,150 2012
- 4,028 2003

#### MOST YARDS, GAME

- 488 at Tennessee, 12/12/12
- 442 vs. Oakland, 11/17/13
- 440 at Cincinnati, 9/14/17
- 436 at Jacksonville, 11/27/11
- 435 at Indianapolis, 12/1/02

#### FEWEST YARDS, SEASON

- 2,240 2008
- 2,296 2007
- 2,650 2010
- 2,866 2009
- 2,990 2005

#### FEWEST YARDS, GAME

- 39 at Buffalo, 11/1/09
- 47 vs. Miami, 10/7/07
- 59 vs. Cincinnati, 10/26/08
- 59 vs. Carolina, 12/18/11
- 64 vs. Jacksonville, 12/24/05

#### MOST YARDS, SEASON, OPPONENT

- 4,693 2015
- 4,176 2012
- 4,161 2013
- 3,896 2011
- 3,892 2002

#### MOST YARDS, GAME, OPPONENT

- 540 vs. Oakland, 11/17/13
- 470 at Jacksonville, 9/16/12
- 427 at Tennessee, 12/27/15
- 427 vs. Oakland, 10/4/09
- 413 vs. Buffalo, 9/28/14

#### FEWEST PUNTING YARDS, SEASON, OPPONENT

- 2,528 2005
- 2,535 2007
- 2,880 2004
- 2,930 2010
- 2,949 2006

#### FEWEST PUNTING YARDS, GAME, OPPONENT

- 0 vs. Jacksonville, 10/14/07
- vs. Indianapolis, 10/23/05
- 39 vs. Pittsburgh, 9/18/05
- 41 at Seattle, 10/16/05
- 45 at Indianapolis, 9/14/06

#### HIGHEST PUNTING AVERAGE, SEASON

- 47.6 2013, 88 punts
- 47.2 2015, 96 punts
- 47.2 2012, 88 punts
- 45.8 2014, 84 punts
- 44.0 2011, 74 punts

#### LOWEST PUNTING AVERAGE, SEASON

- 38.8 2005, 77 punts
- 40.7 2002, 116 punts
- 41.2 2004, 73 punts
- 41.5 2003, 97 punts
- 41.6 2006, 76 punts

#### HIGHEST PUNTING AVERAGE, GAME (MINIMUM 4 PUNTS)

- 58.9 at Arizona, 11/10/13, 7 punts
- 58.5 at New England, 9/24/17, 4 punts
- 54.5 vs. Indianapolis, 10/9/14, 4 punts
- 54.2 at Denver, 9/23/12, 5 punts
- 52.8 vs. Atlanta, 12/4/11, 5 punts

#### HIGHEST PUNTING AVERAGE, SEASON, OPPONENT

- 46.9 2011, 83 punts
- 46.8 2009, 76 punts
- 46.5 2015, 101 punts
- 45.7 2013, 91 punts

#### LOWEST PUNTING AVERAGE, GAME (MINIMUM 4 PUNTS)

- 30.7 at Chicago, 12/19/04, 7 punts
- 33.8 at Indianapolis, 11/14/04, 4 punts
- 34.2 at Jacksonville, 11/12/06, 5 punts
- 34.3 at Cleveland, 11/25/07, 4 punts
- 34.7 vs. Jacksonville, 11/17/02, 6 punts

#### HIGHEST PUNTING AVERAGE, GAME, OPPONENT (MINIMUM 4 PUNTS)

- 56.8 at Oakland, 12/3/06, 4 punts
- at Dallas, 10/15/06, 4 punts
- 53.9 at Carolina, 9/20/15, 7 punts
- 53.4 vs. Oakland, 10/4/09, 8 punts
- 52.8 at San Diego, 10/28/07, 5 punts
- 52.2 vs. Jacksonville, 9/16/02, 9 punts

#### LOWEST PUNTING AVERAGE, SEASON, OPPONENT

- 39.7 2002, 98 punts
- 40.1 2005, 63 punts
- 41.7 2004, 69 punts
- 2003, 75 punts
- 43.0 2007, 59 punts

#### LOWEST PUNTING AVERAGE, GAME, OPPONENT (MINIMUM 4 PUNTS)

- 25.7 at Washington, 12/22/02, 7 punts
- 31.2 at San Francisco, 1/1/06, 10 punts
- 31.3 vs. New England, 11/23/03, 4 punts
- 33.0 vs. Cleveland, 10/30/05, 4 punts
- 34.0 at Cleveland, 11/25/07, 5 punts

## PUNT RETURNS

### PUNT RETURN TOUCHDOWNS

#### MOST TOUCHDOWNS, PUNT RETURNS

- 2 2008 Jacoby Jones 73 yards vs. Cincinnati, 10/26/08; Jacoby Jones 70 vs. Miami, 10/12/08
- 1 2013 Keshawn Martin 87 vs. Oakland, 11/17/13
- 2011 Jacoby Jones 79 vs. Indianapolis, 9/11/11
- 2002 Avion Black 76 vs. Baltimore, 12/15/02
- 2016 Will Fuller V 67 vs. Tennessee, 10/2/16

#### MOST TOUCHDOWNS, PUNT RETURNS, OPPONENT

- 1 2017 Tyreek Hill 82 yards vs. Kansas City, 10/8/17
- 2013 Tandon Doss 76 at Baltimore, 9/22/13
- 2012 Marcus Thigpen 72 vs. Miami, 9/9/12
- 2008 Johnnie Lee Higgins 80 at Oakland, 12/21/08
- 2006 Adam Jones 53 at Tennessee, 10/29/06
- 2005 Adam Jones 52 at Tennessee, 12/11/05
- 2003 Dante Hall 73 vs. Kansas City, 9/21/03

### PUNT RETURNS

#### MOST, SEASON

- 53 2002
- 52 2015
- 51 2011
- 45 2009
- 42 2013

#### MOST, GAME

- 7 vs. Oakland, 11/17/13
- at Jacksonville, 11/27/11
- vs. Oakland, 10/4/09
- at Baltimore, 12/4/05
- 6 at Carolina, 9/20/15
- at Jacksonville, 9/16/12

#### FEWEST, SEASON

- 23 2006
- 30 2005
- 32 2008
- 33 2007
- 34 2014

#### MOST RETURNS, SEASON, OPPONENT

- 60 2015
- 58 2002
- 48 2012
- 43 2013
- 2003

#### MOST RETURNS, GAME, OPPONENT

- 7 vs. Dallas, 9/8/02
- 6 9 times, last vs. Cleveland, 10/15/17

#### FEWEST PUNT RETURNS, SEASON, OPPONENT

- 19 2007
- 21 2008
- 24 2009
- 29 2010
- 30 2004

### PUNT RETURN YARDS

#### MOST YARDS, SEASON

- 529 2011
- 512 2002
- 449 2009
- 414 2012
- 386 2008

# TEAM RECORDS

## PUNT RETURNS (cont.)

### PUNT RETURN YARDS (cont.)

#### MOST YARDS, GAME

125 vs. Oakland, 11/17/13  
100 at Arizona, 10/11/09  
92 vs. Baltimore, 12/15/02  
91 at Jacksonville, 11/27/11  
vs. Indianapolis, 9/11/11

#### FEWEST YARDS, SEASON

208 2014  
223 2005  
235 2010  
242 2006  
266 2003

#### FEWEST YARDS, GAME

-12 vs. Detroit, 10/19/08  
-6 at Denver, 11/7/04  
-4 at Tennessee, 12/2/07  
-3 at Philadelphia, 12/2/10

#### MOST PUNT RETURN YARDS, SEASON, OPPONENT

612 2015  
530 2013  
483 2012  
407 2003  
396 2014

#### MOST PUNT RETURN YARDS, GAME, OPPONENT

93 at Baltimore, 9/22/13  
80 2 times, last at Oakland, 12/21/08  
76 vs. Miami, 9/9/12  
74 at Arizona, 11/10/13  
73 vs. Kansas City, 9/21/03

#### FEWEST PUNT RETURN YARDS, SEASON, OPPONENT

104 2009  
151 2007  
219 2005  
233 2010  
235 2008

#### FEWEST PUNT RETURN YARDS, GAME, OPPONENT

-4 vs. Oakland, 10/4/09  
-3 at Pittsburgh, 9/7/08  
-2 at San Diego, 9/15/02  
-1 at Indianapolis, 12/1/02

### PUNT RETURN AVERAGE

#### HIGHEST AVERAGE, SEASON

12.06 2008  
10.89 2012  
10.52 2006  
10.37 2011  
9.98 2009

#### HIGHEST AVERAGE, GAME (MINIMUM 4 RETURNS)

21.75 vs. Miami, 10/12/08  
20.00 at Arizona, 10/11/09  
18.25 at Buffalo, 11/1/09  
17.86 vs. Oakland, 11/17/13  
16.75 at Tennessee, 12/2/12

#### LOWEST AVERAGE, SEASON

6.12 2014  
6.65 2010  
6.71 2003  
7.25 2015  
7.43 2005  
8.23 2004

#### LOWEST AVERAGE, GAME (MINIMUM 4 RETURNS)

1.80 vs. Tennessee (OT), 9/15/13  
2.25 vs. Baltimore, 10/21/12  
2.50 at Tampa Bay, 11/13/11  
3.00 at Miami, 9/7/03  
3.40 vs. Tampa Bay, 9/27/15

#### HIGHEST PUNT RETURN AVERAGE, SEASON, OPPONENT

12.38 2014  
12.32 2013  
11.19 2008  
10.20 2015  
10.06 2012

#### HIGHEST PUNT RETURN AVERAGE, GAME, OPPONENT (MINIMUM 4 RETURNS)

19.80 vs. Kansas City, 10/8/17  
17.25 at Jacksonville, 10/27/02  
16.80 at Indianapolis, 12/20/15  
16.30 at Cincinnati, 9/14/17  
16.00 vs. Indianapolis, 9/22/02

#### LOWEST PUNT RETURN AVERAGE, SEASON, OPPONENT

4.33 2009  
5.66 2002  
6.64 2005  
7.64 2006  
7.95 2007

#### LOWEST PUNT RETURN AVERAGE, GAME, OPPONENT (MINIMUM 4 RETURNS)

-0.33 at San Diego, 9/15/03  
-0.18 at Indianapolis, 12/1/02  
1.00 at Jacksonville, 11/27/11  
1.43 vs. Dallas, 9/8/02  
3.17 at Miami, 10/25/15

## KICKOFF RETURNS

### KICKOFF RETURN TOUCHDOWNS

#### MOST TOUCHDOWNS, KICKOFF RETURNS, SEASON

4 2007  
2 2005  
1 2009

#### MOST TOUCHDOWNS, KICKOFF RETURNS, GAME

2 André Davis 104 and 97 yards vs. Jacksonville, 12/30/17  
1 Jacoby Jones 95 vs. Oakland, 10/4/09  
André Davis 97 vs. Tampa Bay, 12/9/07  
Jerome Mathis 84 vs. Indianapolis, 9/23/07  
Jerome Mathis 99 vs. Kansas City, 10/23/05  
Jerome Mathis 89 vs. Indianapolis, 10/23/05

#### MOST TOUCHDOWNS, KICKOFF RETURNS, SEASON, OPPONENT

1 2013  
2012  
2010  
2006  
2004  
2002

#### MOST TOUCHDOWNS, KICKOFF RETURNS, GAME, OPPONENT

1 Deji Karim 101 yards at Indianapolis, 12/30/12  
Joe McKnight 100 at N.Y. Jets, 10/8/12  
David Reed 103 vs. Baltimore (OT), 12/13/10  
Ellis Hobbs 93 at New England, 12/17/06  
Eddie Drummond 99 at Detroit, 9/19/04  
André Davis 95 at Cleveland, 10/20/02

### KICKOFF RETURNS

#### MOST, SEASON

84 2005  
80 2003  
77 2002  
74 2007  
72 2008

#### MOST, GAME

8 4 times, last at Indianapolis, 11/16/08  
7 20 times, last at N.Y. Jets, 11/21/10

#### FEWEST, SEASON

18 2015  
20 2014  
29 2011  
44 2012  
51 2013

#### MOST RETURNS, SEASON, OPPONENT

73 2008  
72 2010  
71 2009  
69 2007  
62 2012

#### MOST RETURNS, GAME, OPPONENT

7 7 times, last vs. Baltimore, 10/21/12

#### FEWEST RETURNS, SEASON, OPPONENT

39 2013  
40 2015  
45 2014  
46 2011  
52 2006  
2002

### KICKOFF RETURN YARDS

#### MOST YARDS, SEASON

2,173 2005  
1,961 2007  
1,700 2003  
1,609 2006  
1,550 2008

#### MOST YARDS, GAME

278 vs. Kansas City, 11/20/05  
266 vs. Indianapolis, 10/23/05  
234 vs. Jacksonville, 12/30/07  
233 vs. Indianapolis, 9/23/07  
207 at Indianapolis, 11/16/08

#### FEWEST YARDS, SEASON

422 2014  
430 2015  
730 2011  
953 2012  
1,257 2013

#### MOST RETURN YARDS, SEASON, OPPONENT

1,741 2010  
1,630 2008  
1,597 2009  
1,595 2012  
1,593 2007

#### MOST RETURN YARDS, GAME, OPPONENT

233 vs. Baltimore (OT), 12/13/10  
201 vs. Baltimore, 10/21/12  
199 vs. Oakland, 10/3/04  
191 vs. Miami, 10/7/07  
189 at Buffalo, 11/1/09

# TEAM RECORDS

## KICKOFF RETURNS (cont.)

### KICKOFF RETURN YARDS (CONTINUED)

#### FEWEST RETURN YARDS, SEASON, OPPONENT

977 2015  
1,004 2013  
1,030 2011  
1,135 2016  
1,149 2003

### KICKOFF RETURN AVERAGE

#### HIGHEST AVERAGE, SEASON

26.50 2007  
25.87 2005  
25.17 2011  
24.65 2013  
23.88 2015

#### HIGHEST AVERAGE, GAME (MINIMUM 4 RETURNS)

46.80 vs. Jacksonville, 12/30/07  
38.00 vs. Indianapolis, 10/23/05  
35.40 vs. Cleveland, 10/30/05  
34.75 vs. Kansas City, 11/20/05  
33.29 vs. Indianapolis, 9/23/07

#### LOWEST AVERAGE, SEASON

19.79 2010  
19.86 2002  
21.01 2004  
21.10 2014  
21.25 2003

#### LOWEST AVERAGE, GAME (MINIMUM 4 RETURNS)

11.80 at Cincinnati, 12/11/11  
12.71 at N.Y. Jets, 11/21/11  
13.25 vs. Jacksonville, 12/24/05  
13.50 at Detroit, 9/19/04  
13.67 at Jacksonville, 10/14/07

#### HIGHEST RETURN AVERAGE, SEASON, OPPONENT

25.98 2014  
25.74 2013  
25.73 2012  
24.43 2015  
24.18 2010

#### HIGHEST RETURN AVERAGE, GAME, OPPONENT (MINIMUM 4 RETURNS)

42.50 at Indianapolis, 12/30/12  
42.00 at Cleveland, 10/20/02  
39.25 at Detroit, 9/19/04  
38.83 vs. Baltimore (OT), 12/13/10  
36.25 vs. Tennessee, 10/9/05

#### LOWEST RETURN AVERAGE, SEASON, OPPONENT

21.68 2005  
21.71 2003  
22.23 2002  
22.33 2008  
22.39 2011

#### LOWEST RETURN AVERAGE, GAME, OPPONENT (MINIMUM 4 RETURNS)

13.00 vs. Buffalo, 11/4/12  
14.25 at Jacksonville, 10/30/11  
15.00 vs. Green Bay, 11/21/04  
15.75 vs. Dallas, 9/8/02  
16.00 at Green Bay, 12/7/08

## FUMBLES

### FUMBLES

#### MOST FUMBLES, SEASON

34 2002  
30 2005  
28 2008  
26 2007

#### MOST FUMBLES, GAME

6 at Green Bay, 12/7/08  
5 at Baltimore, 12/4/05  
at Jacksonville, 11/6/05  
4 10 times, last vs. Arizona, 11/19/17  
3 vs. Jacksonville, 9/10/17

#### MOST FUMBLES, SEASON, OPPONENT

27 2009  
24 2014  
2007  
2005  
23 2012  
2002

#### MOST FUMBLES, GAME, OPPONENT

5 at Chicago, 12/19/04  
4 6 times, last at Oakland, 9/14/14

### FUMBLES LOST

#### MOST FUMBLES LOST, SEASON

17 2007  
14 2002  
12 2008  
2006

#### MOST FUMBLES LOST, GAME

3 at Atlanta, 10/4/15  
at Cincinnati, 12/11/11  
at Green Bay, 12/7/08  
vs. Tennessee, 10/21/07  
at Tennessee, 10/29/06  
vs. Jacksonville, 9/10/17

#### MOST FUMBLES LOST, SEASON, OPPONENT

14 2014  
2012  
2007  
13 2009  
11 2015  
2006  
2002

#### MOST FUMBLES LOST, GAME, OPPONENT

3 at Tennessee, 12/27/15  
at Tennessee, 12/2/12  
vs. Oakland, 10/4/09  
at Jacksonville, 10/14/07  
at Oakland, 12/3/06  
at Pittsburgh, 12/8/02

### FUMBLE RECOVERY TOUCHDOWNS

#### MOST TOUCHDOWNS, FUMBLE RECOVERY, SEASON

3 2007  
2004  
2 2009  
2006  
1 2017  
2015  
2014  
2011  
2002

#### MOST TOUCHDOWNS, FUMBLE RECOVERY, GAME

1 Lamarr Houston 24 vs. Indianapolis, 11/5/17  
Jadeveon Clowney 22 at New England, 9/24/17  
Quintin Demps 33 at Tennessee, 12/27/15  
J.J. Watt 45 vs. Indianapolis, 10/9/14  
Wade Smith 0 (own) at Baltimore, 10/16/11  
Bernard Pollard 0 vs. New England, 1/3/10  
Dominique Barber 48 (own) vs. N.Y. Jets, 9/13/09  
DeMeco Ryans 26 vs. Tennessee, 10/21/07  
Kevin Walter 0 at Carolina, 9/16/07  
Mario Williams 38 vs. Kansas City, 9/9/07  
Anthony Maddox 47 vs. Cleveland, 12/31/06  
Demarcus Faggins 58 at Oakland, 12/3/06  
Antwan Peek 66 at Jacksonville, 12/26/04  
Charlie Anderson 60 at Chicago, 12/19/04  
Jamie Sharper 16 vs. Oakland, 10/3/04  
Kenny Wright 40 at Pittsburgh, 12/8/02

#### MOST TOUCHDOWNS, FUMBLE RECOVERY, SEASON, OPPONENT

2 2013  
2007  
2006

#### MOST TOUCHDOWNS, FUMBLE RECOVERY, GAME, OPPONENT

2 at Atlanta, 10/4/15

## INTERCEPTIONS

### INTERCEPTIONS

#### MOST INTERCEPTIONS THROWN, SEASON

22 2013  
21 2007  
20 2008  
18 2003  
17 2009

#### MOST INTERCEPTIONS THROWN, GAME

4 vs. Baltimore, 11/9/08  
at San Diego, 10/28/07  
vs. New England, 12/17/06

#### FEWEST INTERCEPTIONS THROWN, SEASON

9 2011  
12 2010  
12 2015

#### MOST INTERCEPTIONS THROWN, SEASON, OPPONENT

22 2004  
20 2014  
17 2011  
15 2012  
14 2015  
2009  
2003

#### MOST INTERCEPTIONS THROWN, GAME, OPPONENT

4 at Jacksonville, 11/12/06  
at Tennessee, 10/17/04  
3 vs. Cleveland, 10/15/17

#### FEWEST INTERCEPTIONS THROWN, SEASON, OPPONENT

7 2013  
2005  
10 2002  
11 2007  
2006

### INTERCEPTION RETURN YARDS

#### MOST INTERCEPTION RETURN YARDS, SEASON

483 2014  
393 2004  
333 2012  
212 2009  
205 2003

# TEAM RECORDS

## INTERCEPTIONS (cont.)

### INTERCEPTION RETURN YARDS (cont.)

#### MOST INTERCEPTION RETURN YARDS, GAME

135 at Pittsburgh, 12/8/02  
118 vs. Tennessee, 9/30/12  
102 at Kansas City, 9/26/04  
100 vs. Tennessee, 11/30/14  
95 vs. Tennessee, 12/21/03

#### MOST INTERCEPTION RETURN YARDS, SEASON, OPPONENT

357 2013  
294 2009  
277 2002  
267 2007  
225 2005

#### MOST INTERCEPTION RETURN YARDS, GAME, OPPONENT

106 vs. Cincinnati, 11/3/02  
103 vs. St. Louis, 10/13/13  
99 at Tennessee, 9/21/08  
98 at Seattle, 10/29/17  
96 at San Diego, 10/28/07

### INTERCEPTION RETURNS FOR TOUCHDOWN

#### MOST TOUCHDOWNS, INTERCEPTION, SEASON

4 2014  
3 2012  
2 2015  
2004  
2002

#### MOST TOUCHDOWNS, INTERCEPTION, GAME

2 vs. Tennessee, 9/30/12  
at Pittsburgh, 12/8/02

#### MOST TOUCHDOWNS, INTERCEPTION, SEASON, OPPONENT

5 2013  
3 2009  
2005  
2003  
2 2010

#### MOST TOUCHDOWNS, INTERCEPTION, GAME, OPPONENT

1 23 times, last vs. Cleveland, 10/15/17

## TOTAL TURNOVERS

### TAKEAWAYS

#### MOST TAKEAWAYS, SEASON

34 2014 (20 int., 14 fum. recoveries)  
30 2004 (22 int., 8 fum. recoveries)  
29 2012 (15 int., 14 fum. recoveries)  
27 2009 (14 int., 13 fum. recoveries)  
27 2011 (17 int., 10 fum. recoveries)

#### FEWEST TAKEAWAYS, SEASON

11 2013 (7 int., 4 fum. recoveries)  
16 2005 (7 int., 9 fum. recoveries)  
18 2010 (13 int., 5 fum. recoveries)  
21 2002 (10 int., 11 fum. recoveries)

#### MOST TAKEAWAYS, GAME

6 at Tennessee, 12/2/12 (3 int., 3 fum. recoveries)  
5 at Pittsburgh, 12/8/02 (2 int., 3 fum. recoveries)  
vs. Jacksonville, 9/28/03 (3 int., 2 fum. recoveries)  
vs. Oakland, 10/3/04 (3 int., 2 fum. recoveries)  
at Oakland, 12/3/06 (2 int., 3 fum. recoveries)  
at Cleveland, 11/23/08 (3 int., 2 fum. recoveries)

### GIVEAWAYS

#### MOST GIVEAWAYS, SEASON

38 2007 (21 int., 17 fum.)  
32 2008 (20 int., 12 fum.)  
31 2013 (22 int., 9 fum.)  
29 2002 (15 int., 14 fum.)  
28 2009 (17 int., 11 fum.)

#### FEWEST GIVEAWAYS, SEASON

17 2012 (13 int., 4 fum.)  
18 2010 (12 int., 6 fum.)  
20 2015 (12 int., 8 fum.)  
20 2011 (9 int., 11 fum.)  
22 2014 (13 int., 9 fum.)

#### MOST GIVEAWAYS, GAME

6 vs. Tennessee, 10/21/07 (3 fum., 3 int.)  
5 at San Diego, 10/28/07 (1 fum., 4 int.)  
at Tennessee (OT), 10/29/06 (3 fum., 2 int.)  
at Buffalo, 9/11/05 (2 fum., 3 int.)  
4 at Los Angeles, 11/12/17 (2 fum., 2 int.)  
vs. Jacksonville, 9/11/17 (3 fum., 1 int.)

## SAFETIES

### SEASON

3 2002  
2 2009  
1 2014  
2013  
2012  
2016

### SEASON, OPPONENTS

2 2003  
2002

### GAME

1 vs. Cleveland, 10/15/17  
vs. Jacksonville, 12/28/14  
vs. Tennessee, 9/15/13  
vs. Baltimore, 10/21/12  
at Jacksonville, 12/6/09  
vs. Oakland, 10/4/09  
vs. Baltimore, 12/15/02  
vs. N.Y. Giants, 11/24/02  
vs. Dallas, 9/8/02

### GAME, OPPONENT

2 at Buffalo, 11/16/03  
1 vs. Cincinnati, 11/23/14  
at Indianapolis, 12/15/13  
at Denver, 9/23/12  
vs. Baltimore, 11/9/08  
at Chicago, 12/19/04  
at Washington, 12/22/02  
vs. Jacksonville, 12/18/16  
at Jacksonville, 10/27/02

## PENALTIES

### PENALTIES

#### MOST PENALTIES, SEASON

136 2002  
121 2003  
112 2013  
108 2012  
107 2015  
106 2005  
2004

### MOST PENALTIES, GAME

14 at Indianapolis, 12/15/13  
at Jacksonville, 12/5/13  
at Baltimore, 9/22/13  
at Indianapolis, 12/1/02  
13 vs. Indianapolis, 10/8/15  
at Indianapolis, 11/8/09  
at Seattle, 10/16/05

#### FEWEST PENALTIES, SEASON

80 2008  
82 2007  
90 2010  
2006  
94 2014

#### FEWEST PENALTIES, GAME

1 at Tennessee, 12/27/15  
vs. Tennessee, 9/30/12  
vs. Oakland, 10/4/09  
at Oakland, 12/21/08  
vs. Miami, 10/12/08  
vs. Indianapolis, 10/5/08  
at Pittsburgh, 12/8/02

#### MOST PENALTIES, SEASON, OPPONENT

123 2004  
116 2015  
105 2010  
2005  
103 2013

#### MOST PENALTIES, GAME, OPPONENT

14 at Cincinnati, 10/2/05  
13 vs. Oakland, 10/3/04  
vs. Buffalo, 10/13/02  
12 at Tennessee, 12/19/10  
vs. Washington, 9/24/06

#### FEWEST PENALTIES, SEASON, OPPONENT

81 2008  
2007  
88 2011  
90 2012  
92 2009

#### FEWEST PENALTIES, GAME, OPPONENT

0 vs. New England, 12/1/13  
1 at N.Y. Jets, 11/26/06  
vs. Cleveland, 10/30/05

#### MOST PENALTIES, SEASON, BOTH TEAMS

238 2002  
229 2004  
223 2015  
217 2003  
215 2013

#### MOST PENALTIES, GAME, BOTH TEAMS

24 Texans 14 at Baltimore 10, 9/22/13  
24 Texans 11 vs. Buffalo 13, 10/13/02  
23 Texans 9 at Cincinnati 14, 10/2/05  
Texans 14 at Indianapolis, 12/1/02  
22 Texans 14 at Jacksonville 8, 12/5/13

#### FEWEST PENALTIES, SEASON, BOTH TEAMS

161 2008  
163 2007  
186 2006  
187 2011  
2009

#### FEWEST PENALTIES, GAME, BOTH TEAMS

2 Texans 2 vs. New England 0, 12/1/13  
3 Texans 1 at Oakland 2, 12/21/08  
4 Texans 1 at Tennessee 3, 12/27/15  
4 Texans 2 at Jacksonville 2, 9/28/08  
5 Texans 1 vs. Miami 4, 10/12/08

# TEAM RECORDS

## PENALTIES (cont.)

### PENALTY YARDS

#### MOST YARDS PENALIZED, SEASON

1,138 2013  
1,011 2002  
961 2003  
928 2004  
910 2015

#### MOST YARDS PENALIZED, GAME

177 at Jacksonville, 12/5/13  
129 vs. Indianapolis, 11/29/09  
127 vs. Tennessee, 12/14/08  
125 vs. Indianapolis, 10/8/15  
114 at Indianapolis, 12/15/13  
113 at Baltimore, 9/22/13

#### FEWEST YARDS PENALIZED, SEASON

636 2007  
664 2008  
690 2010  
761 2006  
833 2009

#### FEWEST YARDS PENALIZED, GAME

3 vs. Tennessee, 9/30/12  
5 vs. Oakland, 10/4/09  
vs. Miami, 10/12/08  
vs. Indianapolis, 10/5/08  
10 at Tennessee, 9/21/08

#### MOST YARDS PENALIZED, SEASON, OPPONENT

991 2015  
979 2004  
955 2002  
863 2012  
851 2010

#### MOST YARDS PENALIZED, GAME, OPPONENT

128 vs. Buffalo, 10/13/02  
126 vs. Washington, 9/24/06  
120 at Seattle, 10/29/17  
117 2 times, last at Cincinnati, 10/2/05  
100 vs. Cincinnati, 11/3/02

#### FEWEST YARDS PENALIZED, SEASON, OPPONENT

614 2007  
659 2008  
686 2011  
728 2009  
767 2003

#### FEWEST YARDS PENALIZED, GAME, OPPONENT

0 vs. New England, 12/1/13  
5 at N.Y. Jets, 11/26/06  
vs. Cleveland, 10/30/05  
9 vs. N.Y. Jets, 10/19/03  
10 vs. Chicago, 12/28/08  
at New England, 12/17/06

#### MOST YARDS PENALIZED, SEASON, BOTH TEAMS

1,966 2002  
1,947 2013  
1,907 2004  
1,901 2015  
1,736 2012

#### MOST YARDS PENALIZED, GAME, BOTH TEAMS

234 Texans 177 at Jacksonville 57, 12/5/13  
207 Texans 90 at Cincinnati 117, 10/2/05  
203 Texans 75 vs. Buffalo 128, 10/13/02  
200 Texans 113 at Baltimore 87, 9/22/13  
197 Texans 80 vs. Dallas 117, 9/8/02

## ATTENDANCE

### TOP 10 HOME ATTENDANCE

Attendance	Date	Opponent	Result
71,933	9/11/16	Chicago	W, 23-14
71,908	12/13/15	New England	L, 27-6
71,899	1/3/16	Jacksonville	W, 30-6
71,897	11/27/16	San Diego	L, 21-13
71,891	10/16/16	Indianapolis	W, 26-23, (OT)
71,890	9/18/16	Kansas City	W, 19-12
71,882	10/30/16	Detroit	W, 20-13
71,836	12/24/16	Cincinnati	W, 12-10
71,835	10/8/17	Kansas City	L, 42-34
71,815	10/3/16	Tennessee	W, 27-20
	10/15/17	Cleveland	W, 33-17

### TOP 10 ROAD ATTENDANCE

Attendance	Date	Opponent	Result
91,159	10/5/14	Dallas	L, 20-17, (OT)
88,240	9/19/10	Washington	W, 30-27
79,088	10/8/12	N.Y. Jets	W, 23-17
78,843	11/21/10	N.Y. Jets	L, 30-27
78,485	11/5/06	N.Y. Giants	L, 14-10
77,875	12/5/04	N.Y. Jets	L, 29-7
77,867	12/4/16	Green Bay	L, 21-13
77,462	9/21/14	N.Y. Giants	L, 30-17
77,433	9/26/04	Kansas City	W, 24-21
76,865	10/24/16	Denver	L, 27-9

### OVERALL HOME ATTENDANCE

Year	Games	Total	Average
2002	8	559,322	69,915
2003	8	563,748	70,468
2004	8	565,192	70,649
2005	8	562,397	70,300
2006	8	561,469	70,184
2007	8	564,159	70,520
2008	8	563,364	70,421
2009	8	564,864	70,608
2010	8	568,643	71,081
2011	8	571,969	71,496
2012	8	573,321	71,665
2013	8	573,271	71,659
2014	8	574,132	71,767
2015	8	574,159	71,769
2016	8	574,947	71,868

### OVERALL ROAD ATTENDANCE

Year	Games	Total	Average
2002	8	502,400	62,800
2003	8	497,942	62,242
2004	8	544,857	68,107
2005	8	532,541	66,568
2006	8	524,974	65,622
2007	8	515,869	64,483
2008	8	512,254	64,032
2009	8	484,976	60,622
2010	8	539,982	67,498
2011	8	487,733	60,967
2012	8	540,654	67,582
2013	8	530,412	66,302
2014	8	541,851	67,732
2015	8	524,655	65,581
2016	8	480,790	60,099