



BEARS



VS



CHICAGO BEARS vs CINCINNATI BENGALS

SUN DEC 10 2017 NOON PAUL BROWN STADIUM



2017 CHICAGO BEARS SCHEDULE

(3-9, 4th NFC NORTH)

DAY	DATE	OPPONENT	TIME/RESULT	TV
SUNDAY	SEPTEMBER 10	FALCONS	L, 17-23	FOX
Sunday	September 17	at Tampa Bay	L, 7-29	FOX
SUNDAY	SEPTEMBER 24	STEELERS	W, 23-17 (ot)	CBS
Thursday	September 28	at Green Bay	L, 14-35	CBS/NFLN
MONDAY	OCTOBER 9	VIKINGS	L, 17-20	ESPN
Sunday	October 15	at Baltimore	W, 27-24 (ot)	FOX
SUNDAY	OCTOBER 22	PANTHERS	W, 17-3	CBS
Sunday	October 29	at New Orleans	L, 12-20	FOX
Sunday	November 5	Bye		
SUNDAY	NOVEMBER 12	PACKERS	L, 16-23	FOX
SUNDAY	NOVEMBER 19	LIONS	L, 24-27	FOX
Sunday	November 26	at Philadelphia	L, 3-31	FOX
SUNDAY	DECEMBER 3	49ERS	L, 14-15	CBS
Sunday	December 10	at Cincinnati	Noon*	FOX
Saturday	December 16	at Detroit	3:30 p.m.	NFLN
SUNDAY	DECEMBER 24	BROWNS	NOON	CBS
Sunday	December 31	at Minnesota	Noon*	FOX

All times are Central; **HOME GAMES IN BOLD CAPS**

* Game dates and times subject to change

NFC NORTH STANDINGS

TEAM	W	L	T	PCT	PF	PA
Minnesota	10	2	0	.833	285	204
Detroit	6	6	0	.500	314	308
Green Bay	6	6	0	.500	258	281
Chicago	3	9	0	.250	191	267



GAME RELEASE | WEEK 14

BEARS

CHICAGO BEARS AT CINCINNATI BENGALS

DEC 10, 2017 | NOON | PAUL BROWN STADIUM



THE BROADCASTS

TV: FOX

Sam Rosen (talent)

Brady Quinn (analyst)

Jenny Taft (reporter)



RADIO: WBBM 780 AM, 105.9 FM

Jeff Joniak (talent)

Tom Thayer (analyst)

Zach Zaidman (reporter)



SPANISH RADIO: Univision 1200AM, Latino Mix 93.5FM

Hector Lozano (talent), **Omar Ramos** (analyst)

The game can also be heard on SiriusXM channel 135 and internet channel 805.

QUICK COMPARISON



Record 3-9 (4th NFCN)
 Pts/Gm 15.9
 Rush Yds/Gm 115.5
 Pass Yds/Gm 160.3
 Total Off/Gm 275.8
 Total Def/Gm 333.2



Record 5-7 (3rd AFCN)
 Pts/Gm 18.3
 Rush Yds/Gm 80.2
 Pass Yds/Gm 200.7
 Total Off/Gm 280.8
 Total Def/Gm 334.1

INDIVIDUAL LEADERS

PASSING

#10 Mitchell Trubisky
 106-193; 1,237 yds
 5 TD, 4 INT, 74.5 QBR

RUSHING

#24 Jordan Howard
 212-885 yds; 5 TD, 4.2 ypc

RECEIVING

#13 Kendall Wright
 33-370 yds; 1 TD, 11.2 ypc

DEFENSE

#96 Akiem Hicks
 43 tackles; 7.0 sacks

PASSING

#14 Andy Dalton
 222-360; 2,606 yds
 20 TD, 8 INT, 92.9 QBR

RUSHING

#28 Joe Mixon
 157-518 yds; 4 TD, 3.3 ypc

RECEIVING

#18 A.J. Green
 60-886 yds; 8 TD, 14.8 ypc

DEFENSE

#97 Geno Atkins
 40 tackles; 7.0 sacks

SERIES HISTORY

The Bengals lead the all-time series, 6-4, but they have split the last four overall. The Bears won 24-21 on Sept. 8, 2013 at Soldier Field when they opened the Marc Trestman era with a victory, rallying from a 21-10 third-quarter deficit with a pair of TDs on Matt Forte's 1-yard run and Jay Cutler's 19-yard pass to Brandon Marshall.

FIRST AND 10

- The Bears are making just their third trip to Cincinnati's Paul Brown Stadium where they are 1-1 all-time having won there in 2001 (24-0) and falling in 2009 (45-10).
- The Bears rank seventh in the NFC with 115.5 rushing yards per game. Chicago rushed for 222 yards in Week 11 vs. Detroit, marking the third time this season the Bears have topped 200 rushing yards, the most since 1990.
- RB **Jordan Howard** is third in the NFC and is fifth in the NFL with 885 rushing yards to go along with five TDs.
- Howard needs 115 yards to become the first Bear to start their career with consecutive 1,000-yard rushing seasons.
- Howard recently became the fastest player in Bears history to rush for 2,000 yards (24 games).
- Howard has 11 100-yard rushing games since the start of last season, tied for the most in the NFL with Dallas' Ezekiel Elliott.
- The Bears are tied for fifth in the NFC and tied for 10th in the NFL with 32.0 sacks on the year.
- The Bears defense has allowed just nine offensive TDs in the past 29 quarters of play.
- DL **Akiem Hicks** is one of 15 NFC defensive players with at least 7.0 sacks on the season.
- Bears rookies have accounted for 13 of Chicago's 22 touchdowns this season.
- This season the Bears became the first NFL team since the 1925 Bears to play each of first 11 games against teams that entered the game with a .500 record or better.

WEEKLY MEDIA SCHEDULE

WEDNESDAY

11:40 a.m.Practice at Halas Hall
 HC John Fox available at podium after practice
 OC Dowell Loggains available at podium
 QB Mitchell Trubisky available at podium
 Open locker room following podium availability
 Conference call times TBA

THURSDAY

11:40 a.m.Practice at Halas Hall
 HC John Fox available at podium following practice
 DC Vic Fangio available at PNC Center podium
 STC Jeff Rodgers available at PNC Center podium
 Open locker room following podium availability

FRIDAY

11:25 a.m.Practice at Halas Hall
 HC John Fox available at podium following practice
 Open locker room following Coach Fox availability

SATURDAY

No availability

SUNDAY

Bears at Bengals, Noon CT



THE COACHES



John Fox..... Coach Marvin Lewis
 Bears..... Team Bengals
 San Diego State..... Alma Mater Idaho State
 16th..... Years as NFL Head Coach..... 15th
 3rd..... Years with Team 15th
 12-32..... Record with Team 123-110-3
 131-121..... Career Record..... 123-110-3
 8-7..... Career Playoff Record..... 0-7
 3-3..... Career Record vs. Opponent 2-1
 2-3..... Career Record vs. Coach 3-2

BEARS FOOTBALL STAFF

Head Coach: John Fox (named 1/16/2015)
Record at Chicago: 12-32 (3rd Season)
Career Record: 131-121 (16th Season)

Defensive Coordinator Vic Fangio
 Offensive Coordinator..... Dowell Loggains
 Special Teams Coordinator Jeff Rodgers
 Quarterbacks Dave Ragone
 Running Backs Curtis Modkins
 Offensive Line Jeremiah Washburn
 Wide Receivers Zach Azzanni
 Offensive Assistant..... John Dunn
 Offensive Assistant..... Ben McDaniels
 Tight Ends Frank Smith
 Assistant Offensive Line Ben Wilkerson
 Linebackers Glenn Pires
 Defensive Line Jay Rodgers
 Defensive Quality Control..... Sean Desai
 Defensive Backs..... Ed Donatell
 Assistant Defensive Backs Roy Anderson
 Outside Linebackers Brandon Staley
 Assistant Special Teams Derius Swinton II
 Strength and Conditioning Jason George
 Asst. Strength and Conditioning Pierre Ngo
 Asst. Strength and Conditioning Rick Perry

BEARS MEDIA RELATIONS STAFF

VP of Communications Brandon Faber
 Director of Media Relations.....Adam Widman
 Media Relations Coordinator Jared Ellerson
 Media Relations Assistant Aaron Clark
 Public Relations Specialist Meghan Bower
 Media Relations SeasonalBen Schmitz
 SVP Marketing & Communications Scott Hagel
 Email First Name.Last Name@Bears.NFL.Net
 Media Relations Phone Number 847-295-9657

LAST TIME OUT



WEEK 13
49ers 15, Bears 14
 Soldier Field (61,302)
 Sunday, Dec. 3, 2017

SAN FRANCISCO	3	6	3	3	15
CHICAGO	7	7	0	0	0

FIRST QUARTER

49ers 8:12 Gould 33 yd. Field Goal
 Bears 0:10 Inman 8 yd. pass from Trubisky
 (Santos kick)

SECOND QUARTER

49ers 11:57 Gould 28 yd. Field Goal
 Bears 5:49 Cohen 61 yd. punt return (Santos kick)
 49ers 0:24 Gould 35 yd. Field Goal

THIRD QUARTER

49ers 1:57 Gould 34 yd. Field Goal

FOURTH QUARTER

49ers 0:04 Gould 24 yd. Field Goal

	49ERS	BEARS
First Downs.....	23	8
3rd Down.....	10-18	5-10
Total Net Yards.....	388	147
Off Plays.....	73	36
Avg Gain.....	5.3	4.1
Rushing Net.....	110	62
Passing Net.....	278	85
Penalties (Yds).....	8 (53)	4 (29)
Turnovers.....	1	0
Punts (Avg).....	2 (36.0)	5 (39.8)
TDs.....	0	2
FGs.....	5-5	0-0
TO Remain.....	0	0
Time of Poss.....	38:47	21:13

PASSING LEADERS

49ERS - Garoppolo 26-37, 293 yds, 0 TD, 1 INT.
BEARS - Trubisky 12-15, 102 yds, 1 TD, 0 INT.

RUSHING LEADERS

49ERS - Hyde 17-54; Breida 12-45; Garoppolo 4-8.
BEARS - Howard 13-38; Trubisky 4-19; Cohen 2-5.

RECEIVING LEADERS

49ERS - Goodwin 8-99; Taylor 6-92; Celek 2-30;
 Juszczyk 3-20; Kittle 2-20; Murphy 1-16; Hyde 3-12;
 Breida 1-4.
BEARS - Cohen 4-39; Wright 2-25; Inman 2-21, 1 TD;
 Brown 1-13; Sims 1-5; Bellamy 1-4.



TEAM COMPARISON

	BEARS	BENGALS
Record	3-9	5-7
Division Standing	4th (NFCN)	3rd (AFCN)
Turnover Margin	-3 (T-20th)	-6 (T-26th)

OFFENSE (NFL RANK)

Net Yards Per Game	275.8 (32nd)	280.8 (31st)
Yards Per Play	4.82 (25th)	5.03 (21st)
Points Per Game	15.9 (30th)	18.3 (T-24th)
Possession Avg.	27:43	27:21
Net Rushing YPG	115.5 (T-12th)	80.2 (30th)
Net Passing YPG	160.3 (32nd)	200.7 (26th)
Had Intercepted/Yds	9/161	8/95
Sacks Allowed/Yds	29/206	30/198
Fumbles/Lost	22/10	17/9
3rd Down Pct.	35.1 (28th)	35.2 (27th)
Red Zone TD Pct.	61.9 (5th)	54.5 (16th)
Giveaways	19	17

DEFENSE (NFL RANK)

Net Yards	333.2 (14th)	334.1 (16th)
Yards Per Play	5.20 (13th)	4.86 (4th)
Points Per Game	22.3 (14th)	19.8 (T-10th)
Net Rushing Yds	112.2 (15th)	123.8 (28th)
Net Passing Yds	221.0 (12th)	210.3 (8th)
Interceptions/Yards	5/226	8/231
Sacks For/Yards	32/205	34/220
Opp. Fumbles/Lost	15/11	7/3
3rd Down Pct.	40.5 (21st)	42.5 (26th)
Red Zone TD Pct.	42.9 (5th)	39.0 (4th)
Takeaways	16	11

SPECIAL TEAMS (NFL RANK)

Punts-Avg. Yds (Gross)	46.8	46.7
Punts-Avg. Yds (Net)	39.4	40.8
Punt Returns-Avg. Per	9.5	9.6
Punt Returns-Avg. Per Allowed ..	11.8	10.7
KO Returns-Avg. Per	21.2	21.1
KO Returns-Avg. Per Allowed	24.7	21.0
FG Made/Attempted	12/18	13/15

PENALTIES

Penalties Against/Yards	78/631	87/807
Opp. Penalties Against/Yds .	83/633	71/618

INDIVIDUAL COMPARISON

BEARS	BENGALS	
	PASSING YARDS	
Trubisky	1,237	Dalton..... 2,606
Glennon	833	

RUSHING YARDS

Howard	885	Mixon	518
Cohen	267	Bernard	198
Trubisky	194	Hill	116

RECEIVING YARDS

Wright	370	Green	886
Cohen	306	LaFell	428
Miller	236	Kroft	347

POINTS SCORED

Barth	50	Bullock	62
Howard	30	Green	48
Cohen	24	Kroft	30

INTERCEPTIONS

Five Tied	1	Eight Tied	1
-----------------	---	------------------	---

SACKS

Hicks	7.0	Lawson	7.5
Floyd	4.5	Atkins	7.0
McPhee	4.0	Dunlap	5.5

DEFENSIVE TACKLES (PRESS BOX TOTALS)

Jones	82	Vigil	77
Trevathan	63	Burfict	66
Fuller	59	Dennard	66

KICKOFF RETURNS (AVG.)

Cohen	18 (22.9)	Erickson	22 (21.7)
-------------	-----------	----------------	-----------

PUNT RETURNS (AVG.)

Cohen	22 (10.1)	Erickson	30 (7.5)
-------------	-----------	----------------	----------

FIELD GOALS (AVG.)

Nugent	0/0 (0.0%)	Bullock ..	13/15 (86.6%)
--------------	------------	------------	---------------

PUNTS (GROSS/NET AVG.)

O'Donnell ..	64 (46.8/39.4)	Huber	63 (47.5/40.8)
--------------	----------------	-------------	----------------



LAST TIME VS. BENGALS

SERIES HISTORY (CIN LEADS 6-4)



2013 - Week 1
Bears 24, Bengals 21
Soldier Field (62,213)
Sunday, Sept. 8, 2013

Table with 5 columns: Team, Q1, Q2, Q3, Q4, Total. Bears: 7, 7, 7, 0, 21. Chicago: 7, 3, 7, 7, 24.

FIRST QUARTER

Bears 9:52 M. Bennett 8 yd. pass from Cutler (Gould kick)
Bengals 2:34 Green 2 yd. pass from Dalton (Nugent kick)

SECOND QUARTER

Bengals 2:53 Green 45 yd. pass from Dalton (Nugent kick) (8-91, 4:09)
Bears 0:11 Gould 58 yd. Field Goal

THIRD QUARTER

Bengals 7:52 Green-Ellis 5 yd. run (Nugent kick)
Bears 3:22 Forte 1 yd. run (Gould kick)

FOURTH QUARTER

Bears 7:58 Marshall 19 yd. pass from Cutler (Gould kick)

BENGALS BEARS

Statistical comparison table between Bengals and Bears for various categories like First Downs, Total Net Yards, etc.

PASSING LEADERS

BENGALS - Dalton 26-33, 282 yds, 2 TD, 2 INT.
BEARS - Cutler 21-33, 242 yds, 2 TD, 1 INT.

RUSHING LEADERS

BENGALS - Green-Ellis 14-25, 1 TD; Bernard 4-22; Jones 1-14; Dalton 2-2.
BEARS - Forte 19-50, 1 TD; Cutler 3-16; Bush 6-15.

RECEIVING LEADERS

BENGALS - Green 9-162, 2 TD; Eifert 5-47; Gresham 5-35; Sanu 4-19; Bernard 1-8; Jones 1-7; Green-Ellis 1-4.
BEARS - Marshall 8-104, 1 TD; M. Bennett 3-49, 1 TD; Jeffery 5-42; Forte 4-41; E. Bennett 1-6.

Series History table with columns: Year, Result, Location. Lists games from 1972 to 2013.

Last Meeting - 9/8/2013 at Soldier Field (CHI 24, CIN 21)

When the Bengals opened the second half of 2013's season opener with an 80-yard touchdown drive to extend their lead to 21-10, things looked bleak for the Bears.

In the first half, the Chicago defense had yielded TD drives of 97 and 91 yards, while the offense had mustered only 97 total yards.

But the game changed dramatically on both sides of the ball as the Bears rallied for a 24-21 victory, giving Marc Trestman a memorable win in his first game as coach.

After being outgained 325-97 over the first two and a half quarters, the Bears dominated the final period and a half, outgaining Cincinnati 226-15 to win their fourth straight season opener.

Matt Forte capped a nine-play, 80-yard drive with a 1-yard TD run to draw the Bears to within 21-17 with 3:22 left in the third. The drive was sustained by Jay Cutler's 30-yard pass to Martellus Bennett on third-and-seven.

The Bengals reached the Chicago 27 early in the fourth quarter before Tim Jennings stripped receiver Mohamed Sanu after a 10-yard reception and recovered the fumble at the Chicago 19.

The Bears converted their third takeaway of the game into the winning points as Cutler rifled a 19-yard pass to Brandon Marshall in the left corner of the end zone with 7:58 to play.

After getting the ball back, the Bears then killed the final 6:38 off the clock to secure the victory by converting three straight third down plays.

Cutler completed 21 of 33 passes for 242 yards with two touchdowns and one interception. Marshall caught eight passes for 104 yards and 1 TD, while Alshon Jeffery added five receptions for 42 yards.

Pro Bowl receiver A.J. Green caught TD passes of 2 and 45 yards and set up Cincinnati's third and final TD by drawing a pass interference penalty against Charles Tillman in the end zone. Green finished with nine receptions for 162 yards.

Tillman intercepted two Andy Dalton passes in the first half. After Tillman's first interception at the Cincinnati 36, Cutler connected with Bennett for an 8-yard TD pass in the back of the end zone, giving the Bears a 7-0 lead. The drive was sustained by Cutler's 18-yard pass over the middle to Marshall on third-and-17.

Green then beat Tillman down the right sideline for a 42-yard gain and followed two plays later by slipping away from Tillman for a 2-yard TD to tie the score 7-7 late in the first quarter. Green burned Jennings for a 45-yard TD down the right sideline to make it 14-7 with 2:53 left in the half.

The Bears cut the deficit to 14-10 with :11 to play in the half on Robbie Gould's 58-yard field goal.



BEARS TOP PERFORMANCES VS. BENGALS

Top Team Performances vs. 49ers

* Records since 1920

Offense:

Total Net Yards:	476 (9/28/86)
Net Passing Yards:	254 (9/28/86)
Net Rushing yards:	222 (9/28/86)
Rushing TDs:	3 (9/28/86)
Receiving TDs:	3 (9/28/86)
Points Scored:	44 (9/28/86)
Largest Margin of Victory:	37 (9/28/86)
First Downs:	23 (9/28/86)
3rd Down Conversions:	12 (11/08/92)
4th Down Conversions:	2 (9/25/05)
Rushing Attempts:	38 (09/10/89)
Fewest Rushing Attempts:	12 (10/25/09)
Passing Attempts:	39 (09/25/05)
Fewest Passing Attempts:	24 (09/10/89)
Completions:	27 (10/25/09)
Fewest Offensive Penalties:	2 (10/21/01)
Time of Possession (since 1981):	33:43 (11/26/72)

Defense:

Fewest Net Yards Allowed:	244 (9/25/05)
Fewest Pass Yds Allowed:	113 (11/26/72)
Fewest Rush Yds Allowed:	35 (10/21/01)
Fewest Pts Allowed:	3 (11/26/72)
Sacks:	4 (09/28/86)
Passes Defensed:	10 (10/21/01)
Interceptions:	5 (09/28/86)
Turnovers:	5 (09/28/86)
Opp. Penalties:	13 (09/28/86)

Special Teams:

Punt Returns:	6 (10/21/01)
Punt Return Yards:	51 (10/21/01)
Kick Returns:	7 (10/25/09)
Kick Return Yards:	173 (11/08/92)
PR Touchdowns:	NA
KR Touchdowns:	1 (11/08/92)
Field Goals Made:	1 (7 times, 09/08/13)
Field Goal Long:	58 (09/08/13)
Punts:	8 (11/26/72)
Punts In20:	3 (09/08/13)



Did you know: On Sept. 28, 1986, former Bears wide receiver Willie Gault hauled in seven receptions for 174 yards and a touchdown as Chicago cruised to a 44-7 victory over Cincinnati, the largest margin of victory by a Bears team over the Bengals.

Top Individual Performances vs. 49ers

* Records since 1961

Offense:

Net Passing Yds:	251 (J. Cutler, 10/25/09)
Pass Attempts:	39 (K. Orton, 09/25/09)
Completion Pct:	76.7 (J. Miller, 10/21/01)
QBR:	120.4 (J. Miller, 10/21/01)
Receiving Yards:	174 (W. Gault, 09/28/86)
Receptions:	8 (2 times, B. Marshall, 09/28/13)
Receptions by a RB:	7 (T. Carter, 12/10/95)
Receiving Yards by a RB:	71 (R. Lawson, 11/26/72)
Rush Yards:	188 (A. Thomas, 10/21/01)
Rush Attempts:	27 (T. Jones, 09/25/05)
Rush TDs:	2 (T. Sanders, 09/28/86)
Receiving TDs:	1 (10 times, B. Marshall, 09/08/13)
Offensive Touches:	32 (T. Jones, 09/25/05)
1st Down Rush (1994):	8 (A. Thomas, 10/21/01)
1st Down Rec (1994):	6 (D. Hester, 10/25/09)
Overall TDs:	2 (2 times, D. Lewis, 11/08/92)
Points Scored:	12 (2 times, D. Lewis, 11/08/92)

Defense:

Tackles:	13 (L. Briggs, 10/25/09)
Tackles For Loss:	1 (3 times, L. Briggs, 09/08/13)
Sacks:	2 (D. Hampton, 09/10/89)
Sack Yards:	13 (S. McMichael, 11/08/92)
Interceptions:	2 (C. Tillman, 09/08/13)
Interception Ret. Yds:	43 (R.W. McQuarters, 10/21/01)
Interception Long:	43 (R.W. McQuarters, 10/21/01)
Fumbles Forced:	2 (T. Jennings, 09/08/13)
Passes Defensed:	4 (R.W. McQuarters, 10/21/01)

Special Teams:

Tackles:	2 (4 times, B. Avonbadejo 09/25/05)
Punt Return Yards:	51 (R.W. McQuarters, 10/21/01)
PR Touchdowns:	NA
Kick Return Yards:	166 (D. Lewis, 11/08/92)
KR Touchdowns:	1 (D. Lewis, 11/08/92)
Field Goals:	5 (K. Butler, 09/28/86)
Field Goal Long:	58 (R. Gould, 09/08/13)
Punts:	8 (B. Green, 11/26/72)
Punt Long:	54 (A. Podlesh, 09/08/13)
Punts In20:	3 (A. Podlesh, 09/08/13)



Did you know: In just his fifth career game in the NFL, former Bears running back Anthony Thomas rushed for 188 yards on 22 carries (8.5 avg) with a touchdown. The 188-yard performance was a career-best for Thomas as he led the Bears to a 24-0 win over the Bengals.



NOTING THE BEARS

- The Bears and the Bengals are meeting for the 11th time on Sunday in Cincinnati with the Bengals leading the all-time series, 6-4. They have split the last four overall. The Bears won the last meeting, 24-21, on Sept. 8, 2013 at Soldier Field when they opened the Marc Trestman era with a victory, rallying from a 21-10 third-quarter deficit with a pair of TDs on Matt Forte's 1-yard run and Jay Cutler's 19-yard pass to Brandon Marshall.
- The Bears are making just their third trip to Cincinnati's Paul Brown Stadium where they are 1-1 all-time having won there in 2001 (24-0) and falling in 2009 (45-10).
- The Bears are the first NFL team since the 1925 Bears to play each of first 11 games of a season against teams that entered the game with a .500 record or better.
- Chicago has two overtime wins this season. The last time the Bears recorded two overtime victories in the same season was in 2008 when Chicago defeated New Orleans, 27-24, and Green Bay, 20-17, in back-to-back weeks (weeks 15 & 16).
- The Bears rank seventh in the NFC with 115.5 rushing yards per game. Chicago rushed for 222 yards in Week 11 vs. Detroit, marking the third time this season the Bears have topped 200 yards on the ground -- the most 200-yard games in a season since the Bears topped 200 four times in 1990.
- Seven teams in the NFL have rushed for 220+ yards on nine separate occasions in 2017. The Chicago Bears account for three of those 220+ outings and are the only team with multiple 220+ rushing performances. The Panthers, Saints, Cowboys, Jets, Jaguars and Redskins have done it once this season.
- The 231 yards rushing by the Bears in the OT win at Baltimore were the most allowed by a Ravens opponent in their franchise history. It marked the second time the Bears have rushed for 200+ yards in a game this year (Steelers) and marked the most since rushing for 235 yards in 2014 vs. Green Bay. The 54 rushing attempts by the Bears at Baltimore were the most since 1988 when the Bears also rushed 54 times in a Week 1 victory vs. Miami.
- The Bears are tied for fifth in the NFC and tied for 10th in the NFL with 32.0 sacks on the year.
- The Bears' 32.0 sacks through 13 weeks is tied for the fourth most in the last 20 years by a Chicago defense: 2005 (37), 2007 (34), 1999 (33), 2012 (32).



Rookie RB Tarik Cohen is the first NFL player since Terry Metcalf (1975) and the first NFL rookie since Gale Sayers (1965) to have a punt return touchdown, rushing touchdown, receiving touchdown and passing touchdown in a single season.

- The Bears defense has allowed just nine offensive TDs in the past 29 quarters of play.
- The Chicago defense limited Carolina's offense to just three points in Week 7. It was fourth time since 2010 the Panthers have been held to three or less points and just the second time under head coach Ron Rivera and quarterback Cam Newton's direction (3 points vs. TEN on Nov. 13, 2011).
- The Bears signed free agent kicker **MIKE NUGENT** this week (12/4) after an injury to Cairo Santos. Nugent has appeared in 157 NFL games over 13 seasons with the Jets (2005-08), Buccaneers (2009), Cardinals (2009), Bengals (2010-16) and Cowboys (2017), converting 80.7 percent of his field-goal attempts (243 of 301) with a long of 55 yards. He selected by the Jets in the second round of the 2005 draft out of Ohio State. He was released by the Cowboys Nov. 26 after making 7-of-9 attempts in four games as a temporary replacement for the injured Dan Bailey.
- **RB JORDAN HOWARD** is third in the NFC and fifth in the NFL with 885 rushing yards to go along with five TDs. He is averaging 73.8 yards per game on the ground and has seven rushes of 20+ yards this season, including three 50+ yarders.
- Howard has four 100-yard rushing games this season (140 vs. PIT; 167 at BAL; 102 at NO; 125 vs. DET).



NOTING THE BEARS

- Howard is the fastest player in Bears history to rush for 2,000 yards in a Bears uniform (24 games), besting Walter Payton's previous mark of 26 games.
- Howard surpassed former Chicago running back Matt Forte (2008-15) for the most yards in their first two seasons with the club in Week 13 vs. San Francisco. Forte had the previous mark with 2,167 yards in his first two seasons from 2008-09. Howard is now first following a rookie campaign which covered 1,313 rushing yards and 885 this season.

Rk.	Player	2-Year Total	Years
1.	Jordan Howard	2,198	2016-17
2.	Matt Forte	2,167	2008-09
3.	Gale Sayers	2,098	1965-66
4.	Walter Payton	2,069	1975-76
5.	Anthony Thomas	1,904	2001-02

- Five running backs in Bears history have rushed for 1,000+ yards in their rookie season. Howard, who accomplished the feat in 2016, is trying to become the first Bear to start his career with consecutive 1,000-yard rushing seasons. Howard needs 115 yards to become the first Bear to start their career with consecutive 1,000-yard rushing seasons.

Player	Yr. 1	Yards	Yr. 2	Yards
Jordan Howard	2016	1,313	2017	885
Matt Forte	2008	1,238	2009	929
Anthony Thomas	2001	1,183	2002	721
Rashaan Salaam	1995	1,074	1996	496
Beattie Feathers	1934	1,004	1935	281

- Howard is tied for first with 11 100-yard rushing games by a running back since entering the league as a 5th round selection in the 2016 NFL Draft. Howard is one of three players in the Top-9 who were selected in the 5th round or later.

Rk.	Player	Team	Drafted	Exp.	100-Yd. Gms
1t.	Jordan Howard	CHI	5 (150th)	2	11
1t.	Ezekiel Elliott	DAL	1 (3rd)	2	11
3.	LeSean McCoy	BUF	2 (53rd)	9	10
4.	Le'Veon Bell	PIT	2 (48th)	5	9
5.	Mark Ingram	NO	1 (28th)	7	7
6t.	Jay Ajayi	MIA/PHI	5 (149th)	3	6
6t.	DeMarco Murray	TEN	3 (71st)	7	6
8t.	Melvin Gordon	LAC	1 (15th)	3	5
8t.	LeGarrette Blount	NE/PHI	CFA	8	5

- Howard's career-high 167 yards rushing at Baltimore Oct. 15 were the second-most allowed by the Ravens by an individual at M&T Bank Stadium (Marshall Faulk had 192 in 1998). Howard also carried the ball a career-high 36 times in the win and recorded a 53-yard run in the overtime to set up the winning field goal.

- Rookie RB **TARIK COHEN** is third in the NFL among rookie RBs with 39 receptions, trailing only Carolina's Christian McCaffrey (64) and New Orleans' Alvin Kamara (59). Cohen leads the Bears with his 39 receptions and is second with 306 yards. He is also second on the team in rushing with 68 carries for 267 yards and two touchdowns.

- Cohen became the sixth rookie to return a punt for a touchdown in Week 13 vs. San Francisco, returning a 61-yarder with 6:12 remaining in the second quarter. It was the first Bears punt return for a touchdown this season and the first punt return for a TD since Eddie Royal returned a 65-yarder on Sept. 19, a season ago versus Philadelphia. Additionally, Cohen became the first NFL rookie since Gale Sayers in 1965 and the first player since Terry Metcalf in 1975 to score touchdowns via rushing, receiving, passing and punt return in a single season.

- Cohen hauled in a 70-yard second-quarter reception in Week 7 vs. Carolina, the longest reception by a Bear thus far in 2017. It was the longest reception by a Bears running back since Jeremy Langford recorded an 83-yarder at St. Louis on Nov. 15, 2015. Additionally, the 70-yard reception was the third-longest by a Bears RB since 1960, trailing only Matt Forte's 89-yarder versus Detroit (9/12/10) and Jeremy Langford's 83-yarder at St. Louis.

- Cohen threw a 21-yard touchdown pass to tight end Zach Miller in the win at Baltimore, becoming the first Bears rookie running back to throw a touchdown pass since Gale Sayers on October 10, 1965 (26 yards to Dick Gordon). He also became the first player 5'6" or shorter to throw a touchdown pass since Wee Willie Smith did so in 1934 for the New York Giants. Wee Willie Smith also stood at 5'6" tall. Additionally, Cohen became the 10th Chicago running back since 1960 to throw a touchdown pass and the first since Adrian Peterson did so on Dec. 30, 2007 versus New Orleans.

- Cohen impressed in his rookie debut vs. the Falcons Sept. 10, totaling 158 all-purpose yards, the most ever by a Bears rookie in a season debut. The previous record was 148 yards, set by Bob Margaita against the Green Bay Packers in 1944. Cohen rushed for a team-high 66 yards on five carries (13.2 avg) and also led the team with eight catches for 47 yards, including a 19-yard touchdown in the fourth quarter. The rookie from North Carolina A&T also had three punt returns for 45 yards.

- The Bears rushed for 222 yards (Howard 140, Cohen 78) in the OT victory over the Steelers, marking just the fourth time in Mike Tomlin's 11 years in



NOTING THE BEARS

Pittsburgh in which the Steelers allowed 200 or more yards rushing. The duo's performance of 218 combined rushing yards by Howard and Cohen marked the first time a pair of Bears teammates combined to rush for 200+ yards in a game since 2010 when Matt Forte (166) and Chester Taylor (43) combined for 209 yards on the ground.

- QB **MITCHELL TRUBISKY** is 2-6 in his young NFL career as a starter. He enjoyed his best performance of the season in Week 10 vs. Green Bay, throwing for 297 yards on 21-of-35 passing with 1 TD and 0 INTs. He tossed a beautiful fade pattern for a 46-yard touchdown to Joshua Bellamy in the fourth quarter.
- Trubisky made his NFL debut on Monday Night Football against Minnesota Oct. 9 to become the third rookie quarterback selected in the first round to make his first NFL start in addition to his debut on Monday Night Football, joining Detroit's Chuck Long (December 15, 1986 vs. Chicago) and Philadelphia's John Reaves (October 2, 1972 vs. New York Giants).
- Trubisky became just the second quarterback since 1960 from the University of North Carolina to make a regular-season start in the NFL. Former Texans QB T.J. Yates made seven starts during his four seasons with the club (2011-13, 2015).
- Former Bears QB Jay Cutler arrived in Chicago in 2009 when he set the franchise record for most touchdown passes by a QB in their inaugural season with the club (27). Trubisky needs two more TD passes to join the club's Top-10 list.

Rk.	Player	Year	G	TD - INT	Rate
1.	Jay Cutler	2009	16	27-26	76.8
2.	Billy Wade	1961	13	22-13	93.7
3.	Dave Krieg	1996	13	14-12	76.3
4.	Charlie O'Rourke	1942	11	11-16	82.1
5.	Steve Walsh	1994	12	10 - 8	77.9
6.	Kyle Orton	2005	15	9-13	59.7
7.	Jim McMahon	1982	8	9-7	79.9
8.	Cade McNown	1999	15	8-10	66.7
9.	Zeke Bratkowski	1954	12	8-17	60.8
10.	Kordell Stewart	2003	9	7-12	56.8
#	<i>Mitchell Trubisky</i>	2017	8	5-4	74.6

- In the overtime win at Baltimore, Trubisky became just the second rookie QB to win a game in Baltimore since the franchise moved from Cleveland to Baltimore in 1996. Prior to that, Baltimore was 14-1 when facing rookie QBs at home (11-0 under John Harbaugh). Trubisky joins Jake Plummer as the only other rookie quarterback to win a game on the road at Baltimore after Plummer did so in 1997.

• Rookie tight end **ADAM SHAHEEN** scored the first touchdown of his NFL career in the win over the Steelers, a two-yard strike from quarterback **Mike Glennon** in the second quarter (:47 seconds) to put the Bears up 14-7. The last Bears rookie tight end to score a touchdown was Greg Olson in 2007 (First career TD: 10/7/07 vs. GB). Shaheen then added a second touchdown in Week 11 on a 1-yard pass from Trubisky against the Lions.

• Wide Receiver **DONTRELLE INMAN** recorded his first touchdown of the 2017 season in Week 13 vs. SF, hauling in an eight-yard pass in the first quarter (0:16) from Trubisky. The touchdown marked the eighth of Inman's career and the fifth touchdown pass for Trubisky this season.

• Since joining the team in late October and playing his first game in Week 10 vs. GB, Inman leads the Bears with 15 catches for 216 yards and 1 TD.

• Rookie DB **EDDIE JACKSON** returned a 75-yard fumble recovery for a TD in the first quarter (9:15) vs. Carolina in Week 7. It was the longest fumble recovery for a score by a Bears rookie. Later in the second quarter, Jackson picked off Panthers quarterback Cam Newton and returned the interception 76 yards for his second score on the day. In doing so, Jackson became the first player in NFL history to return both a fumble recovery and an interception for 75+ yard touchdowns in the same game.

• Additionally, Jackson also became the first rookie in NFL history with multiple 75+ yard defensive touchdowns in a single season and is the first player to return both a fumble and interception for a touchdown in the same game since Antonio Cromartie (SD) did so at Minnesota in Week 8 of the 2007 season.

• Ironically, Jackson did all of the above exactly one year ago to the date (Oct. 22) when he was carted off the field as a collegiate standout at Alabama on Oct. 22, 2016 with a broken leg after being tackled returning a fourth-quarter punt vs. Texas A&M.

• Jackson's 75-yard fumble recovery was the third-longest fumble recovery by a Bear since 1960, trailing only Mike Brown's 95-yard return in 2004 (Sept. 19 at GB) and Brian Urlacher's 90-yard return in 2001 (Oct. 7 at ATL).

• DL **AKIEM HICKS** is one of 15 NFC defensive players with at least 7.0 sacks on the season, tying his career high for sacks in a season in his first 10 games this season. He has two games this year with multiple sacks (Atlanta, Minnesota).



NOTING THE BEARS

- LB **CHRISTIAN JONES** leads the Bears with 83 tackles this season. Since moving into the starting lineup Week 4 at Green Bay he has 75 tackles, including 11 in the win over Carolina in Week 7. Jones then led the team and tied a career high with 13 tackles in the loss to the 49ers in Week 13.
- Chicago defensive back **ADRIAN AMOS** logged his first career interception in the overtime win at Baltimore (his hometown), picking off quarterback Joe Flacco with 5:29 left in the fourth quarter and returning it 90 yards for a touchdown. The 90-yard return marked the fourth-longest interception for a touchdown by a Chicago Bear since 1960, trailing only Richie Petitbon (1962, 101 yds), Rosey Taylor (1968, 96 yds) and Todd Bell (1981, 92 yds). Amos is the first Bear to return an interception for a touchdown since defensive back Cre'Von LeBlanc did so on a 24-yard return at Detroit on Dec. 11, 2016.
- DB **KYLE FULLER** has 59 total tackles and 13 passes defended on the season. He is one of six defensive players in the NFL and three in the NFC with 10+ passes defended and 55+ tackles.
- Punter **PAT O'DONNELL** currently ranks second in the NFC in punting with a 46.8 average. O'Donnell's long punt of the season was a 69-yarder in the opener against the Falcons, tied for the third-longest punt in the NFC this season. He has 22 punts inside the 20, which is tied for the sixth-most in the NFC.
- O'Donnell converted a 38-yard touchdown pass to running back **BENNY CUNNINGHAM** on a 4th-and-6 with 5:33 to go in the third quarter Oct. 9 vs. the Vikings. O'Donnell is just the third punter since 1960 to throw a TD pass for the Bears. Brad Maynard completed the most recent TD pass, a 12-yard completion to Dustin Lyman on Dec. 1, 2002 at Green Bay and his first coming on a 27-yarder to Brian Urlacher on Dec. 23, 2001 at Washington. Additionally, Mike Horan completed the first TD pass for the Bears since 1960, an 18-yard TD pass to Ryan Wetnight in 1998 versus Washington.

STARTERS GAME-BY-GAME

OFFENSE	WR/TE	WR/TE	LT	LG	C	RG	RT	QB	RB	WR/RB	TE/FB/WR
Atlanta	White	Sims	Leno	Compton	Whitehair	Sitton	Massie	Glennon	Howard	Thompson	Miller
at Tampa Bay	Bellamy	Sims	Leno	Compton	Whitehair	Sitton	Massie	Glennon	Howard	Cohen	Burton
Pittsburgh	Shaheen	Sims	Leno	Whitehair	Grasu	Long	Massie	Glennon	Howard	Thompson	Miller
at Green Bay	Bellamy	Sims	Leno	Sitton	Whitehair	Long	Massie	Glennon	Howard	Wright	Miller
Minnesota	Shaheen	Sims	Leno	Sitton	Whitehair	Long	Massie	Trubisky	Howard	Thompson	Miller
at Baltimore	Shaheen	Sims	Leno	Sitton	Whitehair	Long	Massie	Trubisky	Howard	McBride	Gentry
Carolina	McBride	Sims	Leno	Sitton	Whitehair	Long	Massie	Trubisky	Howard	Gentry	Miller
at New Orleans	Shaheen	Sims	Leno	Sitton	Whitehair	Long	Massie	Trubisky	Howard	Gentry	Miller
Green Bay	Bellamy	Shaheen	Leno	Sitton	Grasu	Whitehair	Massie	Trubisky	Howard	Inman	Burton
Detroit	Wright	Shaheen	Leno	Sitton	Whitehair	Long	Massie	Trubisky	Howard	Cohen	Inman
at Philadelphia	Shaheen	Sims	Leno	Sitton	Whitehair	Long	Massie	Trubisky	Howard	McBride	Inman
San Francisco	Bellamy	Sims	Leno	Sitton	Whitehair	Long	Massie	Trubisky	Howard	Cohen	Burton
at Cincinnati											
at Detroit											
Cleveland											
at Minnesota											

DEFENSE	OLB	DE	NT	OLB	ILB	DE/ILB	DE/DB	CB	S	S	CB
Atlanta	Floyd	Hicks	Goldman	Young	Freeman	Trevathan	Callahan	Cooper	Demps	Jackson	Fuller
at Tampa Bay	Floyd	Hicks	Goldman	Acho	Kwiatkoski	Trevathan	Acho	Cooper	Demps	Jackson	Fuller
Pittsburgh	Floyd	Hicks	Goldman	Acho	Timu	Trevathan	Unrein	Cooper	Demps	Jackson	Fuller
at Green Bay	Floyd	Hicks	Goldman	Young	Jones	Trevathan	Callahan	Cooper	Amos	Jackson	Fuller
Minnesota	Floyd	Hicks	Goldman	McPhee	Timu	Jones	Callahan	Amukamara	Amos	Jackson	Fuller
at Baltimore	Floyd	Hicks	Goldman	Acho	Jones	Trevathan	Unrein	Amukamara	Amos	Jackson	Fuller
Carolina	Floyd	Hicks	Goldman	McPhee	Jones	Trevathan	Callahan	Amukamara	Amos	Jackson	Fuller
at New Orleans	Floyd	Hicks	Goldman	Acho	Jones	Trevathan	Unrein	Amukamara	Amos	Jackson	Fuller
Green Bay	Floyd	Hicks	Goldman	Acho	Jones	Unrein	LeBlanc	Amukamara	Amos	Jackson	Fuller
Detroit	Floyd	Hicks	Goldman	Acho	Jones	Kwiatkoski	Unrein	Amukamara	Amos	Jackson	Fuller
at Philadelphia	McPhee	Hicks	Goldman	Acho	Jones	Kwiatkoski	Unrein	Amukamara	Amos	Jackson	Fuller
San Francisco	McPhee	Hicks	Goldman	Acho	Jones	Trevathan	Unrein	Amukamara	Prosinski	Jackson	Fuller
at Cincinnati											
at Detroit											
Cleveland											
at Minnesota											



CONNECTIONS

COACHING CONNECTIONS:

- Chicago head coach John Fox and Cincinnati line-backer coach Jim Haslett spent the 1994 season together with the Los Angeles Raiders when Fox was the club's defensive coordinator and Haslett was an assistant coach.
- Bears head coach John Fox was a secondary coach with the San Diego Chargers from 1992-93 and coached alongside Cincinnati strength and conditioning coach Chip Morton, who was an assistant strength and conditioning coach from 1992-94.
- Bears defensive backs coach Ed Donatell and Bengals assistant head coach/offensive line coach Paul Alexander coached alongside one another during the 1992-93 seasons when Donatell was a defensive backs coach and Alexander was an assistant coach.
- Chicago linebackers coach Glenn Pires was an outside linebackers coach at Syracuse from 1991-94 and crossed paths with Cincinnati secondary coach, Kevin Cole, who was a defensive coordinator for the Orange from 1991-93.
- Bears offensive assistant Ben McDaniel was a graduate assistant at the University of Minnesota during the 2004-05 seasons and crossed paths with Bengals assistant linebackers/quality control coach David Lippincott, who was a graduate assistant during the 2003-04 seasons.
- Bears assistant defensive backs coach Roy Anderson was a personnel assistant with the Baltimore Ravens from 2005-07 while coaching alongside Bengals assistant strength and conditioning coach Jeff Friday, who was the Ravens head strength and conditioning coach from 1997-2007.
- Chicago defensive backs coach Roy Anderson was a secondary coach with the Indianapolis Colts from 2012-15, crossing paths with Cincinnati offensive assistant/wide receivers coach Dan Pitcher, who was a scouting assistant from 2012-13.

PROFESSIONAL CONNECTIONS:

- Chicago assistant director of player personnel, Champ Kelly, and Bengals defensive line coach Jacoby Burney spent the 2007-08 seasons together in Denver. Kelly was a northeast region college scout while Burney was an assistant coach.
- Chicago general manager Ryan Pace, director of player personnel Josh Lucas, director of college scouting Mark Sadowski and director of football administration Joseph Laine each broke into the front office side of the NFL in New Orleans while Cincinnati linebackers coach Jim Haslett was a head coach with the Saints.
- Bears head coach John Fox tutored Bengals running back Brandon LaFell in 2010 when the two were in Carolina.
- Chicago defensive lineman Akiem Hicks was teammates with Cincinnati running back Brandon LaFell when the duo was on the New England Patriots roster.
- Bears safety Quintin Demps and Bengals offensive lineman Eric Winston were teammates during the 2010-11 seasons when the two played for Houston.
- Chicago quarterback Mike Glennon and Cincinnati defensive end Michael Johnson teamed up during the 2014 season when the two played for the Tampa Bay Buccaneers.
- Bears defensive back Prince Amukamara and Bengals defensive end Chris Smith were teammates with the Jacksonville Jaguars in 2016.



CONNECTIONS

COLLEGE CONNECTIONS:

- Bears defensive back Eddie Jackson (2013-16) and Bengals quarterback A.J. McCarron (2010-13) were teammates for one season at the University of Alabama.
- Chicago linebacker John Timu (2011-14) and Cincinnati wide receiver John Ross (2013-16) were teammates at Washington for two seasons.
- Bears longsnapper Andrew DePaola (2005-09) and Bengals tight end Clark Harris (2003-06) spent two seasons together at Rutgers University.
- Bears fullback Michael Burton (2011-14) and Bengals tight end Tyler Koft (2012-14) spent three seasons together at Rutgers University.
- Bears linebacker Sam Acho (2007-10) and Bengals offensive lineman Trey Hopkins (2010-13) spent one season together at the University of Texas.
- Chicago offensive lineman Cody Whitehair (2012-15) and Cincinnati defensive end Jordan Willis (2013-16) teamed up for three seasons at Kansas State University.
- Bears tight end Dion Sims (2009-12) and Bengals defensive back Darqueze Dennard (2010-13) spent three seasons together at Michigan State University.

HOMETOWN TIES:

- Bears quarterback Mitchell Trubisky is a native of Mentor, Ohio.
- Chicago tight end Adam Shaheen was born in Galena, Ohio.
- Bears linebacker Danny Trevathan calls Youngstown, Ohio, home.
- Cincinnati running back Brian Hill is a native of Belleville, Illinois.
- Bengals assistant strength and conditioning coach Jeff Friday was a graduate assistant at Illinois State from 1990-91 and an assistant strength and conditioning coach at Northwestern from 1992-95.
- Bengals safety Clayton Fejedelem was born in Lemont, Illinois, and played collegiately at the University of Illinois.
- Cincinnati linebacker Hardy Nickerson played collegiately at the University of Illinois.



GENERAL MANAGER RYAN PACE

Ryan Pace is in his third season as general manager of the Chicago Bears. He is the sixth general manager in franchise history after being hired on January 8, 2015.

Emphasizing synergy with the team's head coach, Pace's first move was to hire John Fox, one-of-six coaches in NFL history to lead two different teams to Super Bowl appearances, to lead the Chicago Bears coaching staff.

With the head coach in place, he went on to re-shape the team's football operations, bringing in the team's first sports science coordinator (Jenn Gibson) along with hiring a new head of strength and conditioning (Jason George) and head of athletic training (Nate Breske). On the personnel side he brought in Josh Lucas to serve as the director of player personnel, Champ Kelly as director of pro personnel and Joey Laine as director of football administration.

In Pace's first two seasons as Bears GM, five Bears players have been selected to the PFWA's All-Rookie team (Adrian Amos, Leonard Floyd, Eddie Goldman, Jordan Howard and Cody Whitehair), tied for the most in the NFL in that timeframe.

Despite finishing with a 3-13 record, there were signs of progress in Pace's goal to build a roster with a younger core group of players in his second outing. The Bears 2016 draft class tallied 3,390 offensive/defensive snaps which ranked 4th most in the NFL (CLE - 4,339; TEN - 3,512; IND - 3,509). Leading the way for the rookie class was RB Jordan Howard, who set a new Bears rookie record with 1,313 yards on the ground, and LB Leonard Floyd, who posted the third most sacks by a rookie in team history (7.0) despite missing four games due to injury.

In his first season overseeing Chicago's roster, Pace was tasked with turning over a Bears roster that ranked as one of the oldest in the NFL (average 27 years, 39 days old) and has trimmed that average to just over 25-years old. The Bears fielded a competitive team, improving by one game over their previous year's record, despite the youth movement. The 2015 Bears team was involved in 11 games decided by one score (5-6 record in those games) despite leading the NFL with nine rookie starters (three on offense, six on defense). The Bears defense improved from 30th in 2014 (377.1 yards per game) to 14th in 2015 (345.1 ypg) despite starting a league-most six rookie starters who combined for 41 starts, second most to the Saints 44 defensive rookie starts. Pace accomplished the task with just six draft picks, two of which were utilized on the defensive side of the ball (DL Eddie Goldman, 12 starts and DB Adrian Amos, 16 starts). Rounding out the rookie starters were undrafted free agents LB Jonathan Anderson (three starts), DB Bryce Callahan (three starts), DB Harold Jones-Quartey (four starts) and LB John Timu (three starts).

Pace began transitioning the team's roster in 2015 by adding impact veteran free agents such as linebackers Pernell McPhee and Sam Acho, defensive lineman Mitch Unrein and defensive back Tracy Porter on defense and wide receiver Eddie Royal offensively. That transformation continued during the 2016 offseason with the unrestricted free agent additions of LBs Jerrell Freeman and Danny Trevathan, DL Akiem Hicks, OL Bobby Massie and Ted Larsen and QB Brian Hoyer. In 2017, Pace added top free agent QB Mike Glennon, WR Markus Wheaton, DBs Prince Amukamara, Marcus Cooper and Quintin Demps and TE Dion Sims.

On the first day of the 2017 NFL Draft, Pace traded up (from third overall) to the second overall pick in order to select the player the Bears most coveted, QB Mitchell Trubisky. On Day Two, Pace recouped a few of those picks and also selected TE Adam Shaheen. The Bears closed out the draft by selecting DB Eddie Jackson (112th overall), RB Tarik Cohen (119th overall) and OL Jordan Morgan (147th overall).

Pace joined the Bears after spending 14 seasons (2001-14) as a member of the Saints organization, including 13 in the player personnel department. He spent the last two seasons (2013-14) with the Saints as director of player personnel. In that role, Pace helped manage the team's college and pro scouting operations, including all facets of scouting and evaluation of college and pro prospects along with New Orleans' roster.

Pace spent six seasons as the club's director of pro scouting (2007-12), which included overseeing the club's pro scouting staff. His duties involved recommending player acquisitions by evaluating the Saints roster and potential NFL free agents, monitoring all NFL transactions, researching possible trade op-





portunities, assessing player talent from other professional leagues and directing the advance scouting of future opponents. He also helped the Saints prepare for the NFL Draft following the regular season by assisting in the evaluation of top college prospects.

The Flower Mound, Texas native got his start in New Orleans' player personnel department as a scouting assistant in 2002, a role he held for two years before working as a pro scout from 2004-06. During that time he evaluated free agents and collegiate players entering the NFL Draft as well as scouted upcoming opponents. He joined the Saints in 2001 supporting the coordination of all game day, training camp and stadium operations.

Over Pace's 13 seasons in the New Orleans personnel department (2002-14), the Saints compiled a 115-93 (.553) record. Since 2006, the Saints reached the playoffs five times, won three division titles, played in two NFC Championship games (2006 and 2009) and won the franchise's first Super Bowl title (Super Bowl XLIV). The Saints pro scouting department helped build a Super Bowl championship club by using all avenues at their disposal: signing free agents QB Drew Brees, FB Heath Evans, LB Scott Fujita, CB Randall Gay, C Jonathan Goodwin, CB Jabari Greer, WR Lance Moore and DE Anthony Hargrove and trading for TE Jeremy Shockey, LB Jonathan Vilma, LB Scott Shanle and TE David Thomas. Pace has also worked to acquire players such as NT Brodrick Bunkley, G Ben Grubbs, LB Curtis Lofton and RB Darren Sproles. Over his last two seasons with the Saints their draft classes included regular starters LT Terron Armstead (2013, third round), WR Brandin Cooks (2014, first round), S Kenny Vaccaro (2013, first round) and WR Kenny Stills (2013, fifth round).

In 2008, he was selected by the club to attend the NFL's Stanford Business School's Executive Education Program for Managers. He was a part of the franchise in 2005 while the club dealt with immense adversity having to guide itself through several moves in base operations in the wake of Hurricane Katrina.

Pace played collegiately as a defensive end at Eastern Illinois (1995-99), serving as team captain as a senior, graduating with a bachelor's degree in marketing.

Pace and his wife, Stephanie, have a daughter, Cardyn.

BEARS DRAFT PICKS UNDER RYAN PACE

2015 (April 30 - May 2)

1. White, Kevin, WR, West Virginia
2. Goldman, Eddie, DT, Florida State
3. Grasu, Hroniss, C, Oregon
4. Langford, Jeremy, RB, Michigan State
5. Amos, Adrian, S, Penn State
6. Fabuluje, Tayo, G, TCU

2016 (April 28-30)

1. Floyd, Leonard, LB, Georgia
2. Whitehair, Cody, G, Kansas State
3. Bullard, Jonathan, DE, Florida
4. Kwiatkoski, Nick, LB, West Virginia
4. Bush, Deon, CB, Miami (Fla.)
5. Hall, Deiondre', CB, Northern Iowa
5. Howard, Jordan, RB, Indiana
6. Houston-Carson, DeAndre, S, William & Mary
7. Braverman, Daniel, WR, W. Michigan

2017 (April 27-29)

1. Trubisky, Mitchell, QB, North Carolina
2. Shaheen, Adam, TE, Ashland
4. Jackson, Eddie, DB, Alabama
4. Cohen, Tarik, RB, North Carolina A&T
5. Morgan, Jordan, OL, Kutztown, Pa.





HEAD COACH JOHN FOX

John Fox is in his third season with the Chicago Bears after being named the 15th head coach in franchise history on January 16, 2015.

Fox is in his 16th year as an NFL head coach with experience at Carolina (2002-10), Denver (2011-14) and Chicago (2015-16). As an NFL head coach, Fox has a 131-121 regular season record, six division titles, six double-digit win seasons and seven playoff appearances. In the postseason, Fox has amassed an 8-7 record as a head coach with three conference championship game appearances leading to two trips to the Super Bowl (XXXVIII with Carolina in 2003 and XLVIII with Denver in 2013). He is one of six coaches in NFL history to lead two different teams to Super Bowl appearances along with Don Shula, Bill Parcells, Dan Reeves, Dick Vermeil and Mike Holmgren. Fox ranks third among active NFL head coaches with 136 overall wins and his six seasons with at least 11 wins are third most among active head coaches.



Under Fox's tutelage as a head coach, coordinator and position coach, 42 players have earned a total of 77 Pro Bowl selections at 14 different positions during his coaching career. In 2016, running back Jordan Howard and guard Josh Sitton earned Pro Bowl honors.

Before coming to Chicago, Fox spent four seasons (2011-14) in Denver, guiding the Broncos to four division titles, joining Chuck Knox (L.A. Rams) as the only coaches in NFL history to lead their respective team to four division titles in their first four years with the franchise. Denver's regular season record of 46-18 (.719) was third-best in the NFL from 2011-14 and they were one of only three teams to win four division titles during that span along with Green Bay and New England. Denver had at least 12 wins in each of the previous three seasons (13-3 in 2012 and 2013 and 12-4 in 2014). Denver's 20-4 record against AFC West opponents during Fox's tenure was the best divisional record in the NFL. He guided the Broncos to an undefeated record in division play in 2012 and 2014 after the franchise had just one such season in team history.

Prior to his time with the Broncos, Fox spent nine years as head coach of the Carolina Panthers. He led the franchise to a 73-71 (.507) regular-season record, including three playoff appearances and two NFC South titles. The Panthers went 5-3 in the postseason under Fox, including four road playoff wins while appearing in two NFC Championship Games and earning the franchise's first Super Bowl appearance. The four playoff road victories are tied for fifth most in NFL history and tied for fourth most by a head coach with one team.

JOHN FOX CAREER VS. NFL OPPONENTS

NFC Opponents	Reg.	Post.	Overall
	76-82	5-3	81-85
NFC North	16-22	1-0	17-22
Chicago	3-2	1-0	4-2
Detroit	5-5	0-0	5-5
Green Bay	3-9	0-0	3-9
Minnesota	5-6	0-0	5-6
NFC South	34-30	0-0	34-30
Atlanta	7-13	0-0	7-13
Carolina	2-0	0-0	2-0
New Orleans	12-8	0-0	12-8
Tampa Bay	13-9	0-0	13-9
NFC East	8-20	3-0	11-20
Dallas	1-7	1-0	2-7
New York Giants	3-4	1-0	4-4
Philadelphia	1-6	1-0	2-6
Washington	3-3	0-0	3-3
NFC West	18-10	1-3	19-13
Arizona	8-2	0-1	8-3
San Francisco	5-2	0-0	5-2
Seattle	1-4	0-2	1-6
St. Louis/LA	4-2	1-0	5-2

AFC Opponents	Reg.	Post.	Overall
	55-39	3-4	58-43
AFC North	13-8	1-1	14-9
Baltimore	5-1	0-1	5-2
Cincinnati	3-3	0-0	3-3
Cleveland	3-1	0-0	3-1
Pittsburgh	2-3	1-0	3-3
AFC South	6-13	0-1	6-14
Houston	1-4	0-0	1-4
Indianapolis	2-3	0-1	2-4
Jacksonville	2-2	0-0	2-2
Tennessee	1-4	0-0	1-4
AFC East	8-10	1-2	9-12
Buffalo	2-2	0-0	2-2
Miami	2-2	0-0	2-2
New England	1-5	1-2	2-7
New York Jets	3-1	0-0	3-1
AFC West	28-8	1-0	29-8
Denver	1-2	0-0	1-2
Kansas City	10-1	0-0	10-1
Oakland	9-2	0-0	9-2
Los Angeles	8-3	1-0	9-3



JOHN FOX'S CAREER HEAD COACHING RECORD

Year	Team	Regular Season	Postseason
2002	Carolina Panthers	7-9	
2003	Carolina Panthers	11-5	S.B. XXXVIII (3-1)
2004	Carolina Panthers	7-9	
2005	Carolina Panthers	11-5	NFC Champ. Game (2-1)
2006	Carolina Panthers	8-8	
2007	Carolina Panthers	7-9	
2008	Carolina Panthers	12-4	Playoffs (0-1)
2009	Carolina Panthers	8-8	
2010	Carolina Panthers	2-14	
2011	Denver Broncos	8-8	Playoffs (1-1)
2012	Denver Broncos	13-3	Playoffs (0-1)
2013	Denver Broncos	13-3	S.B. XLVIII (2-1)
2014	Denver Broncos	12-4	Playoffs (0-1)
2015	Chicago Bears	6-10	
2016	Chicago Bears	3-13	
2017	Chicago Bears	3-8	
Carolina Totals		73-71 (.507)	5-3 (.625)
Denver Totals		46-18 (.719)	3-4 (.428)
Chicago Totals		12-32 (.273)	0-0
CAREER TOTALS		131-121 (.520)	8-7 (.533)

CHICAGO BEARS COORDINATORS/ASSISTANT COACHES



Vic Fangio
Defensive
Coordinator



Dowell Loggains
Offensive
Coordinator



Jeff Rodgers
Special Teams
Coordinator



Roy Anderson
Assistant
Defensive Backs



Zach Azzanni
Wide Receivers



Sean Desai
Defensive
Quality Control



Ed Donatell
Defensive Backs



John Dunn
Offensive Assistant




Ben McDaniels
Offensive Assistant



Curtis Modkins
Running Backs



Glen Pires
Linebackers



Dave Ragone
Quarterbacks



Jay Rodgers
Defensive Line



Frank Smith
Tight Ends



Brandon Staley
Outside Linebackers



Derius Swinton II
Assistant
Special Teams



Jeremiah Washburn
Offensive Line



Ben Wilkerson
Assistant
Offensive Line



CHICAGO BEARS 2017 TRANSACTIONS

Date	Player	Transaction
NOVEMBER		
12/4/2017	Mike Nugent	signed
12/2/2017	Howard Jones	pract. squad add
12/2/2017	Colin Thompson	cut
11/30/2017	Howard Jones	cut
11/30/2017	Chris Pronski	signed
11/29/2017	Lamar Houston	signed
11/28/2017	Tre McBride	cut
11/27/2017	Mario Alford	cut
11/27/2017	Alex Carter	pract. squad add
11/23/2017	Howard Jones	signed
11/23/2017	Demarcus Ayers	pract. squad add
11/20/2017	Cairo Santos	signed
11/20/2017	Connor Barth	cut
11/13/2017	Darreus Rogers	cut
11/13/2017	Travis Averill	pract. squad add
11/13/2017	Tanner Gentry	pract. squad add
11/11/2017	Tanner Gentry	cut
11/11/2017	Jonathan Anderson	signed
11/7/2017	Ben Braunecker	signed
11/7/2017	Colin Thompson	pract. squad add

OCTOBER

10/30/2017	Jerrell Freeman	suspended
10/28/2017	Jonathan Anderson	pract. squad add
10/28/2017	Carl Bradford	cut
10/26/2017	Jonathan Anderson	cut
10/25/2017	Dontrelle Inman	acquired via trade
10/16/2017	Jason Thompson	cut
10/16/2017	Nelson Spruce	pract. squad add
10/11/2017	Carl Bradford	pract. squad add
10/11/2017	Tanner Gentry	signed
10/11/2017	Deonte Thompson	cut
10/11/2017	Darreus Rogers	pract. squad add
10/10/2017	Danny Trevathan	suspension lifted
10/9/2017	Isaiah Irving	pract. squad add
10/6/2017	Mike Purcell	cut
10/6/2017	Howard Jones	pract. squad add
10/2/2017	Jason Thompson	pract. squad add
10/2/2017	Tre McBride	signed

SEPTEMBER

9/30/2017	Danny Trevathan	suspended
9/26/2017	Tre McBride	pract. squad add
9/26/2017	D.J. Tialavea	cut
9/26/2017	Doran Grant	pract. squad add
9/23/2017	Tre McBride	cut
9/23/2017	John Timu	pract. squad add
9/21/2017	Tanner Gentry	pract. squad add
9/20/2017	D.J. Tialavea	pract. squad add
9/19/2017	Josh Rounds	pract. squad waive
9/19/2017	Mike Purcell	pract. squad add
9/19/2017	Tanner Gentry	cut
9/19/2017	DeAndre Houston-Carson	signed
9/12/2017	Rueben Randle	cut
9/12/2017	Mario Alford	pract. squad add
9/12/2017	Josh Rounds	pract. squad add
9/12/2017	Jonathan Anderson	signed
9/12/2017	Tanner Gentry	signed
9/9/2017	Akiem Hicks	contract extension

Date	Player	Transaction
9/8/2017	Ka'Deem Carey	cut
9/8/2017	Connor Shaw	cut
9/6/2017	Lamar Houston	cut
9/4/2017	John Jenkins	signed
9/4/2017	Cameron Lee	prac. squad add
9/4/2017	Chris Pronski	cut
9/4/2017	Ben Braunecker	prac. squad add
9/3/2017	Andrew DePaola	acquired from waiver
9/3/2017	Tre McBride	acquired from waiver
9/3/2017	John Timu	pract. squad add
9/3/2017	Dieugot Joseph	pract. squad add
9/3/2017	Isaiah Irving	pract. squad add
9/3/2017	DeAndre Houston-Carson	pract. squad add
9/3/2017	Brandon Greene	pract. squad add
9/3/2017	Tanner Gentry	pract. squad add
9/3/2017	Rashaad Coward	pract. squad add
9/3/2017	Jonathan Anderson	pract. squad add
9/3/2017	Taquan Mizzell	acquired from waiver
9/3/2017	Jeff Overbaugh	cut
9/3/2017	Jeremy Langford	cut
9/3/2017	Ben Braunecker	cut
9/2/2017	Johntan Banks	cut
9/2/2017	Taylor Boggs	cut
9/2/2017	Victor Cruz	cut
9/2/2017	Jaye Howard Jr.	cut
9/2/2017	John Jenkins	cut
9/2/2017	Kelvin Sheppard	cut
9/2/2017	Dan Skuta	cut
9/2/2017	B.W. Webb	cut
9/2/2017	C.J. Wilson	cut
9/2/2017	Roberto Aguayo	cut
9/2/2017	Jonathan Anderson	cut
9/2/2017	Daniel Braverman	cut
9/2/2017	Rashaad Coward	cut
9/2/2017	Titus Davis	cut
9/2/2017	Tanner Gentry	cut
9/2/2017	Brandon Greene	cut
9/2/2017	DeAndre Houston-Carson	cut
9/2/2017	Alton Howard	cut
9/2/2017	Isaiah Irving	cut
9/2/2017	Harold Jones-Quartey	cut
9/2/2017	Dieugot Joseph	cut
9/2/2017	Mitchell Kirsch	cut
9/2/2017	Will Poehls	cut
9/2/2017	MyCole Pruitt	cut
9/2/2017	Rashaad Reynolds	cut
9/2/2017	Cyril Richardson	cut
9/2/2017	Josh Rounds	cut
9/2/2017	Freddie Stevenson	cut
9/2/2017	John Timu	cut
9/2/2017	Connor Shaw	cut
9/2/2017	Ka'Deem Carey	Placed on IR
9/2/2017	Lamar Houston	Placed on IR
9/2/2017	Cameron Meredith	Placed on IR
9/2/2017	Jordan Morgan	Placed on IR
9/2/2017	Chris Pronski	Placed on IR



CHICAGO BEARS 2017 TRANSACTIONS

Date	Player	Transaction	Date	Player	Transaction
AUGUST			APRIL		
8/29/2017	Alex Scarce	cut	4/17/2017	Bryce Callahan	contract extension
8/29/2017	Kapron Lewis-Moore	cut	4/15/2017	Sam Acho	contract extension
8/28/2017	Patrick Scales	cut	4/10/2017	Tracy Porter.....	cut
8/28/2017	Jeff Overbaugh.....	signed	4/5/2017	B.W. Webb	signed
8/23/2017	Charles Leno Jr.	contract extension	MARCH		
8/18/2017	Hendrick Ekpe.....	cut	3/31/2017	Ego Ferguson.....	cut
8/18/2017	Kelvin Sheppard	signed	3/23/2017	Deonte Thompson.....	contract extension
8/13/2017	Roberto Aguayo.....	acquired from waiver	3/23/2017	Mark Sanchez	signed
8/9/2017	Joel Bouagnon.....	cut	3/21/2017	Benny Cunningham	signed
8/7/2017	Andy Phillips	cut	3/20/2017	Chris Pronski	contract extension
8/7/2017	Brandon Greene	signed	3/20/2017	C.J. Wilson	contract extension
8/7/2017	Alton Howard	signed	3/17/2017	John Jenkins.....	signed
8/3/2017	Josh Rounds.....	signed	3/14/2017	Connor Barth	contract extension
JULY			3/12/2017	Tom Compton.....	signed
7/31/2017	Nick Becton	signed	3/12/2017	Kendall Wright.....	signed
7/19/2017	Mitchell Trubisky	signed	3/11/2017	Marcus Cooper.....	signed
MAY			3/11/2017	Christian Jones.....	contract extension
5/31/2017	Michael Burton	acquired from waiver	3/11/2017	Johnthan Banks.....	contract extension
5/31/2017	Franko House	cut	3/10/2017	Prince Amukamara	signed
5/30/2017	Jhajuan Seales	cut	3/10/2017	Dion Sims	signed
5/25/2017	Victor Cruz	signed	3/10/2017	Markus Wheaton.....	signed
5/19/2017	Adam Shaheen	signed	3/10/2017	Mike Glennon.....	signed
5/15/2017	Eddie Jackson	signed	3/9/2017	Quintin Demps.....	signed
5/14/2017	Titus Davis	signed	3/9/2017	Jay Cutler	cut
5/14/2017	Kermit Whitfield	cut	3/6/2017	Daniel Brown	contract extension
5/11/2017	Alex Scarce	signed	3/4/2017	Patrick Scales	contract extension
5/11/2017	Jhajuan Seales	signed	3/4/2017	Connor Shaw	contract extension
5/11/2017	Freddie Stevenson.....	signed	FEBRUARY		
5/11/2017	Kermit Whitfield	signed	2/17/2017	Amini Silatolu.....	signed
5/11/2017	Andy Phillips	signed	2/15/2017	Eric Kush	contract extension
5/11/2017	Paul Lasike	cut	2/10/2017	Justin Perillo	signed
5/11/2017	Will Sutton	cut	2/7/2017	Roy Robertson-Harris.....	reinstated
5/11/2017	Eddie Royal.....	cut	JANUARY		
5/11/2017	Cornelius Edison.....	cut	1/10/2017	Rueben Randle	signed
5/11/2017	Jordan Morgan	signed	1/9/2017	Josh Shirley	cut
5/11/2017	Joel Bouagnon.....	signed	1/6/2017	Kapron Lewis-Moore	active/prac. squad
5/11/2017	Rashaad Coward.....	signed	1/3/2017	Cyril Richardson.....	signed
5/11/2017	Hendrick Ekpe.....	signed	1/3/2017	Will Poehls	signed
5/11/2017	Mitchell Kirsch.....	signed	1/3/2017	Jacoby Glenn	signed
5/11/2017	Dieugot Joseph	signed	1/3/2017	Cornelius Edison.....	signed
5/11/2017	Isaiah Irving	signed	1/3/2017	David Cobb.....	signed
5/11/2017	Franko House	signed	1/3/2017	De'Vante Bausby.....	signed
5/11/2017	Tanner Gentry	signed	1/3/2017	Dres Anderson.....	signed
5/11/2017	Tarik Cohen.....	signed	1/3/2017	Rashaad Reynolds.....	signed
5/8/2017	Dan Skuta.....	signed			
5/5/2017	Jay Cutler	retired			
5/4/2017	Jaye Howard.....	signed			
5/2/2017	Bradley Sowell	signed			
5/1/2017	Bralon Addison	cut			
5/1/2017	Dres Anderson.....	cut			
5/1/2017	De'Vante Bausby	cut			
5/1/2017	David Cobb.....	cut			
5/1/2017	Jacoby Glenn	cut			
5/1/2017	Justin Perillo	cut			
5/1/2017	Taylor Boggs	signed			

**NUMERICAL ROSTER**

No	Name	Pos	Ht	Wt	Age	Exp	College	Acquired
1	Mike Nugent	K	5-10	190	35	13	Ohio State	WFA-17 (DAL)
6	Mark Sanchez	QB	6-2	232	31	9	USC	UFA-17 (DAL)
8	Mike Glennon	QB	6-6	229	27	5	North Carolina State	UFA-17 (TB)
10	Mitchell Trubisky	QB	6-3	222	23	R	North Carolina	D1-17
12	Markus Wheaton	WR	5-11	185	26	5	Oregon State	UFA-17 (PIT)
13	Kendall Wright	WR	5-10	185	28	6	Baylor	UFA-17 (TEN)
15	Joshua Bellamy	WR	6-0	208	28	3	Louisville	WC-14 (WAS)
16	Pat O'Donnell	P	6-4	217	26	4	Miami (Fla.)	D6b-14
17	Dontrelle Inman	WR	6-3	205	28	4	Virginia	TR-17 (LAC)
20	Prince Amukamara	DB	6-0	204	28	7	Nebraska	UFA-17 (JAX)
22	Cre'Von LeBlanc	DB	5-11	190	23	2	Florida Atlantic	WC-16 (NE)
23	Kyle Fuller	DB	5-11	190	25	4	Virginia Tech	D1-14
24	Jordan Howard	RB	6-0	224	23	2	Indiana	D5-16
26	Deon Bush	DB	6-0	205	24	2	Miami (Fla.)	D4b-16
27	Sherrick McManis	DB	6-1	193	29	8	Northwestern	TR-12 (HOU)
29	Tarik Cohen	RB	5-6	181	22	R	North Carolina A&T	D4b-17
30	Benny Cunningham	RB	5-10	218	27	5	Middle Tennessee State	UFA-17 (LAR)
31	Marcus Cooper Sr.	DB	6-2	197	27	5	Rutgers	UFA-17 (ARZ)
32	Deiondre' Hall	DB	6-2	206	23	2	Northern Iowa	D4c-16
33	Taqquan Mizzell	RB	5-10	185	24	R	Virginia	WC-17 (BAL)
36	DeAndre Houston-Carson	DB	6-1	205	24	2	William & Mary	D6-16
37	Bryce Callahan	DB	5-9	188	26	3	Rice	UFA-15
38	Adrian Amos	DB	6-0	214	24	3	Penn State	D5-15
39	Eddie Jackson	DB	6-0	202	23	R	Alabama	D4a-17
43	Chris Pronski	DB	6-1	213	30	7	Wyoming	WFA-15 (PHI)
44	Nick Kwiatkowski	LB	6-2	242	24	2	West Virginia	D4a-16
46	Michael Burton	FB	6-0	240	25	3	Rutgers	WFA-17 (DET)
49	Andrew DePaola	LS	6-2	230	30	4	Rutgers	WC-17 (TB)
52	Christian Jones	LB	6-3	245	26	4	Florida State	UnFA-14
53	John Timu	LB	6-0	246	25	3	Washington	UnFA-15
55	Hroniss Grasu	OL	6-3	301	26	3	Oregon	D3-15
58	Jonathan Anderson	LB	6-1	237	26	3	TCU	UnFA-15
59	Danny Trevathan	LB	6-1	239	27	6	Kentucky	UFA-16 (DEN)
65	Cody Whitehair	OL	6-4	310	25	2	Kansas State	D2-16
70	Bobby Massie	OL	6-6	317	28	6	Mississippi	UFA-16 (ARZ)
71	Josh Sitton	OL	6-3	320	31	10	UCF	WFA-16 (GB)
72	Charles Leno Jr.	OL	6-3	306	26	4	Boise State	D7-14
73	John Jenkins	DL	6-3	327	28	5	Georgia	UFA-17 (SEA)
75	Kyle Long	OL	6-6	316	28	5	Oregon	D1-13
76	Tom Compton	OL	6-5	313	28	5	South Dakota	UFA-17 (ATL)
79	Bradley Sowell	OL	6-7	312	28	6	Mississippi	UFA-17 (SEA)
84	Ben Braunecker	TE	6-4	252	23	2	Harvard	UnFA-16
85	Daniel Brown	TE	6-5	247	25	3	James Madison	WFA-16 (BAL)
87	Adam Shaheen	TE	6-6	270	23	R	Ashland	D2-17
88	Dion Sims	TE	6-4	268	26	5	Michigan State	UFA-17 (MIA)
90	Jonathan Bullard	DL	6-3	296	24	2	Florida	D3-16
91	Eddie Goldman	DL	6-4	320	23	3	Florida State	D2-15
92	Pernell McPhee	LB	6-3	269	28	7	Mississippi State	UFA-15 (BAL)
93	Sam Acho	LB	6-3	259	29	7	Texas	UFA-15 (ARZ)
95	Roy Robertson-Harris	DL	6-7	294	24	1	UTEP	UnFA-16
96	Akiem Hicks	DL	6-5	332	28	6	Regina	UFA-16 (NE)
98	Mitch Unrein	DL	6-4	301	30	7	Wyoming	WFA-15 (SD)
99	Lamarr Houston	LB	6-3	274	30	8	Texas	UFA-14 (OAK)

RESERVE / INJURED

2	Cairo Santos	K	5-8	160	26	4	Tulane	WFA-17 (KC)
11	Kevin White	WR	6-3	216	25	3	West Virginia	D1-15
21	Quintin Demps	DB	5-11	216	32	9	UTEP	UFA-17 (HOU)
47	Isaiah Irving	LB	6-3	254	23	R	San Jose State	UnFA-17
48	Patrick Scales	LS	6-4	239	29	2	Utah State	WFA-15 (BAL)
50	Jerrrell Freeman	LB	6-0	235	31	6	Mary Hardin-Baylor	UFA-16 (IND)
64	Eric Kush	OL	6-4	317	28	5	California (PA)	WC-16 (LA)
67	Jordan Morgan	OL	6-4	311	23	R	Kutztown	D5-17
81	Cameron Meredith	WR	6-3	207	25	3	Illinois State	UnFA-16
86	Zach Miller	TE	6-5	245	33	7	Nebraska-Omaha	WFA-13 (TB)
94	Leonard Floyd	LB	6-4	251	25	2	Georgia	D1-16
97	Willie Young	LB	6-4	259	32	8	North Carolina State	UFA-14 (DET)

PRACTICE SQUAD

14	Nelson Spruce	WR	6-1	210	24	2	Colorado	WFA-17 (LAR)
18	Demarcus Ayers	WR	5-11	190	23	1	Houston	WFA-17 (NE)
19	Tanner Gentry	WR	6-2	209	22	R	Wyoming	UnFA-17
25	Alex Carter	DB	6-0	201	23	2	Stanford	WFA-17 (SEA)
35	Doran Grant	DB	5-10	196	25	2	Ohio State	WFA-17 (JAX)
57	Howard Jones	LB	6-4	238	27	3	Shepherd	UFA-17 (TB)
60	Brandon Greene	OL	6-5	295	23	R	Alabama	UnFA-17
62	Travis Averill	OL	6-3	295	23	R	Boise State	WFA-17 (CLE)
63	Cameron Lee	OL	6-5	312	23	3	Illinois State	WFA-17 (CIN)
69	Rashaad Coward	DL	6-6	320	23	R	Old Dominion	UnFA-17



ALPHABETICAL ROSTER

No.	Name	Pos	Ht	Wt	Age	Exp	College	Hometown
93	Acho, Sam	LB	6-3	259	29	7	Texas	Dallas, Texas
38	Amos, Adrian	DB	6-0	214	24	3	Penn State	Baltimore, Md.
20	Amukamara, Prince	DB	6-0	204	28	7	Nebraska	Glendale, Ari.
58	Anderson, Jonathan	LB	6-1	237	26	3	TCU	Corpus Christi, Texas
15	Bellamy, Joshua	WR	6-0	208	28	3	Louisville	St. Petersburg, Fla.
84	Brauneccker, Ben	TE	6-4	252	23	2	Harvard	Ferdinand, Ind.
85	Brown, Daniel	TE	6-5	247	25	3	James Madison	Windsor, Virginia
90	Bullard, Jonathan	DL	6-3	296	24	2	Florida	Shelby, N.C.
46	Burton, Michael	FB	6-0	240	25	3	Rutgers	Long Valley, N.J.
26	Bush, Deon	DB	6-0	205	24	2	Miami (Fla.)	Miami, Fla.
37	Callahan, Bryce	DB	5-9	188	26	3	Rice	Cypress, Texas
29	Cohen, Tarik	RB	5-6	181	22	R	North Carolina A&T	Bunn, N.C.
76	Compton, Tom	OL	6-5	313	28	5	South Dakota	Rosemont, Minn.
31	Cooper, Sr., Marcus	DB	6-2	197	27	5	Rutgers	Hartford, Conn.
30	Cunningham, Benny	RB	5-10	218	27	5	Middle Tennessee State	Nashville, Tenn.
49	DePaola, Andrew	LS	6-2	230	30	4	Rutgers	Parkton, Md.
23	Fuller, Kyle	DB	5-11	190	25	4	Virginia Tech	Baltimore, Md.
8	Glennon, Mike	QB	6-6	229	27	5	North Carolina State	Centreville, Va.
91	Goldman, Eddie	DL	6-4	320	23	3	Florida State	Washington, D.C.
55	Grasu, Hroniss	OL	6-3	301	26	3	Oregon	Northridge, Calif.
32	Hall, Deiondre'	DB	6-2	206	23	2	Northern Iowa	Blue Springs, Mo.
96	Hicks, Akiem	DL	6-5	332	28	6	Regina	Elk Grove, Calif.
99	Houston, Lamarr	LB	6-3	274	30	8	Texas	San Francisco, Calif.
36	Houston-Carson, DeAndre	DB	6-1	205	24	2	William & Mary	Woodford, Va.
24	Howard, Jordan	RB	6-0	224	23	2	Indiana	Birmingham, Ala.
17	Inman, Dontrelle	WR	6-3	205	28	4	Virginia	Charleston, S.C.
39	Jackson, Eddie	DB	6-0	202	23	R	Alabama	Lauderdale Lakes, Fla.
73	Jenkins, John	DL	6-3	327	28	5	Georgia	Meriden, Conn.
52	Jones, Christian	LB	6-3	245	26	4	Florida State	Winter Park, Fla.
44	Kwiatkowski, Nick	LB	6-2	242	24	2	West Virginia	Bethel Park, Penn.
22	LeBlanc, Cre'Von	DB	5-11	190	23	2	Florida Atlantic	Palm Beach, Fla.
72	Leno, Jr., Charles	OL	6-3	306	26	4	Boise State	Oakland, Calif.
75	Long, Kyle	OL	6-6	316	28	5	Oregon	Ivy, Va.
70	Massie, Bobby	OL	6-6	317	28	6	Mississippi	Lynchburg, Va.
27	McManis, Sherrick	DB	6-1	193	29	8	Northwestern	Peoria, Ill.
92	McPhee, Pernell	LB	6-3	269	28	7	Mississippi State	Pahokee, Fla.
33	Mizzell, Taquan	RB	5-10	185	24	R	Virginia	Virginia Beach, Va.
1	Nugent, Mike	K	5-10	190	35	13	Ohio State	Centerville, Ohio
16	O'Donnell, Pat	P	6-4	217	26	4	Miami (Fla.)	Lake Worth, Fla.
43	Prosinski, Chris	DB	6-1	213	30	7	Wyoming	Buffaly, Wyo.
95	Robertson-Harris, Roy	DL	6-7	294	24	1	UTEP	Oakland, Calif.
6	Sanchez, Mark	QB	6-2	232	31	9	USC	Mission Viejo, Calif.
87	Shaheen, Adam	TE	6-6	270	23	R	Ashland	Galena, Ohio
88	Sims, Dion	TE	6-4	268	26	5	Michigan State	Detroit, Mich.
71	Sitton, Josh	OL	6-3	320	31	10	UCF	Pensacola, Fla.
79	Sowell, Bradley	OL	6-7	312	28	6	Mississippi	Hernando, Miss.
53	Timu, John	LB	6-0	246	25	3	Washington	Long Beach, Calif.
59	Truvathan, Danny	LB	6-1	239	27	6	Kentucky	Youngstown, Ohio
10	Trubisky, Mitchell	QB	6-3	222	23	R	North Carolina	Mentor, Ohio
98	Unrein, Mitch	DL	6-4	301	30	7	Wyoming	Eaton, Colo.
12	Wheaton, Markus	WR	5-11	185	26	5	Oregon State	Phoenix, Ariz.
65	Whitehair, Cody	OL	6-4	310	25	2	Kansas State	Kearney, Neb.
13	Wright, Kendall	WR	5-10	185	28	6	Baylor	Mount Pleasant, Texas
RESERVE / INJURED								
21	Demps, Quintin	DB	5-11	216	32	9	UTEP	San Antonio, Texas
94	Floyd, Leonard	LB	6-4	251	25	2	Georgia	Atlanta, Ga.
50	Freeman, Jerrell	LB	6-0	235	31	6	Mary Hardin-Baylor	Waco, Texas
47	Irving, Isaiah	LB	6-3	254	23	R	San Jose State	Vacaville, Calif.
64	Kush, Eric	OL	6-4	317	28	5	California (PA)	Bridgeville, Penn.
81	Meredith, Cameron	WR	6-3	207	25	3	Illinois State	Westchester, Ill.
86	Miller, Zach	TE	6-5	245	33	7	Nebraska-Omaha	Wahoo, Neb.
67	Morgan, Jordan	OL	6-4	311	23	R	Kutztown	Philadelphia, Pa.
2	Santos, Cairo	K	5-8	160	26	4	Tulane	Sao Paulo, Brazil
48	Scales, Patrick	LS	6-4	239	29	2	Utah State	Louisville, Ky.
11	White, Kevin	WR	6-3	216	25	3	West Virginia	Plainfield, N.J.
97	Young, Willie	LB	6-4	259	32	8	North Carolina State	Palm Beach Gardens, Fla.
PRACTICE SQUAD								
62	Averill, Travis	OL	6-3	295	23	R	Boise State	Anaheim, Calif.
18	Ayers, Demarcus	WR	5-11	190	23	1	Houston	Lancaster, Texas
25	Carter, Alex	DB	6-0	201	23	2	Stanford	Fairfax, Va.
69	Coward, Rashaad	DL	6-6	320	23	R	Old Dominion	Brooklyn, N.Y.
19	Gentry, Tanner	WR	6-2	209	22	R	Wyoming	Aurora, Colo.
35	Grant, Doran	DB	5-10	196	25	2	Ohio State	Akron, Ohio
60	Greene, Brandon	OL	6-5	295	23	R	Alabama	Ellenwood, Ga.
57	Jones, Howard	LB	6-4	238	27	3	Shepherd	Woodbridge, Va.
63	Lee, Cameron	OL	6-5	312	23	R	Illinois State	Danville, Ill.
14	Spruce, Nelson	WR	6-1	210	24	2	Colorado	Los Angeles, Calif.



UNOFFICIAL DEPTH CHART

OFFENSE

WR 13 Kendall Wright	12 Markus Wheaton		
TE 88 Dion Sims	<u>87 Adam Shaheen</u>	85 Daniel Brown	84 Ben Braunecker
RT 70 Bobby Massie	76 Tom Compton		
RG 75 Kyle Long	65 Cody Whitehair		
C 65 Cody Whitehair	55 Hroniss Grasu		
LG 71 Josh Sitton	76 Tom Compton		
LT 72 Charles Leno Jr.	79 Bradley Sowell		
QB <u>10 Mitchell Trubisky</u>	8 Mike Glennon	6 Mark Sanchez	
RB 24 Jordan Howard	<u>29 Tarik Cohen</u>	30 Benny Cunningham	<u>33 Taquan Mizzell</u>
WR 15 Joshua Bellamy	17 Dontrelle Inman		
FB 46 Michael Burton			

DEFENSE

DE 96 Akiem Hicks	95 Roy Robertson-Harris		
NT 91 Eddie Goldman	73 John Jenkins		
DE 98 Mitch Unrein	90 Jonathan Bullard		
OLB 92 Pernell McPhee	<u>47 Isaiah Irving</u>		
ILB 44 Nick Kwiatkoski	52 Christian Jones		
ILB 59 Danny Trevathan	53 John Timu	58 Jonathan Anderson	
OLB 93 Sam Acho	99 Lamarr Houston		
CB 20 Prince Amukamara	37 Bryce Callahan	22 Cre'Von LeBlanc	
S 38 Adrian Amos	26 Deon Bush	43 Chris Prosinski	
S <u>39 Eddie Jackson</u>	36 DeAndre Houston-Carson	32 Deiondre' Hall	
CB 31 Marcus Cooper Sr.	23 Kyle Fuller	27 Sherrick McManis	

SPECIAL TEAMS

P 16 Pat O'Donnell			
K 1 Mike Nugent			
LS 49 Andrew DePaola			
H 16 Pat O'Donnell			
KR 30 Benny Cunningham	<u>29 Tarik Cohen</u>	<u>39 Eddie Jackson</u>	
PR <u>29 Tarik Cohen</u>	<u>39 Eddie Jackson</u>	37 Bryce Callahan	22 Cre'Von LeBlanc

Underline denotes rookie

PRONUNCIATION GUIDE

PLAYERS

Adrian Amos.....	A-miss
Prince Amukamara.....	ah-MOO-kah-MAIR-rah
Tarik Cohen.....	Tuh-REEK
Andrew DePaola.....	de-PAUL-a (like DePaul)
Hroniss Grasu.....	huh-ROW-niss grass-uu
Akiem Hicks.....	ah-KEEM
Nick Kwiatkoski.....	kwit-KOW-skee
Cre'Von LeBlanc.....	KRAY-von luh-BLONK
Sherrick McManis.....	SHARE-rick mick-MAN-us
Taquan Mizzell.....	TAY-kwan my-ZELL
Cairo Santos.....	Ky-ROW San-TOHS
Adam Shaheen.....	shuh-HEEN
Bradley Sowell.....	SO-wool
Danny Trevethan.....	truh-VAY-than
Mitch Unrein.....	Un-Rhine

COACHES

Sean Desai.....	d-sigh
Vic Fangio.....	fan-geo
Dowell Loggains.....	dowel LOG-ins
Glenn Pires.....	rhymes with tires



2017-18 NFL IMPORTANT DATES

November 1 -- Players with at least four previous pension-credited seasons are subject to the waiver system for the remainder of the regular season and postseason.

November 14 -- At 4:00 p.m., New York time, signing period ends for Franchise Players who are eligible to receive offer sheets.

November 14 -- Prior to 4:00 p.m., New York time, deadline for clubs to sign their unsigned Franchise and Transition Players, including Franchise Players who were eligible to receive offer sheets until this date.

November 14 -- Prior to 4:00 p.m., New York time, deadline for clubs to sign their Unrestricted Free Agents to whom the "May 9 Tender" was made.

November 14 -- Prior to 4:00 p.m., New York time, deadline for clubs to sign their Restricted Free Agents, including those to whom the "June 1 Tender" was made.

November 14 -- Prior to 4:00 p.m., New York time, deadline for clubs to sign their drafted rookies.

December 13 -- League Meeting, Irving, Texas.

January 1, 2018 -- Earliest permissible date for clubs to renegotiate or extend the rookie contract of a drafted rookie who was selected in any round of the 2015 NFL Draft.

January 1 -- Option exercise period begins for Fifth-Year Option for First-Round Selections from the 2015 NFL Draft.

January 6-7 -- Wild Card Playoffs.

January 7 -- Assistant coaches under contract to playoff clubs that have byes in the Wild Card weekend may be interviewed for head coaching positions through the conclusion of the Wild Card games.

January 13-14 -- Divisional Playoffs.

January 14 -- Assistant coaches under contract to playoff clubs that won their Wild Card games may be interviewed for head coaching positions through the conclusion of Divisional Playoff games.

January 15 -- Deadline for college players that are underclassmen to apply for special eligibility. A list of players who are accepted into the NFL Draft will be sent to clubs on January 19.

January 20 -- East-West Shrine Game, Tropicana Field, St. Petersburg, Florida.

January 21 -- AFC and NFC Championship Games.

January 27 -- Senior Bowl, Ladd-Peebles Stadium, Mobile, Alabama.

January 28 -- NFL Pro Bowl, Camping World Stadium, Orlando, Florida.

February 4 -- Super Bowl LII, U.S. Bank Stadium, Minnesota.



THE LAST TIME ...

TEAM**Won in Overtime:**

- By BEARS – 10/15/2017 at Baltimore (27-24)
By Opp. – 12/6/2015 vs. San Francisco (26-20)

Won in Regulation by Scoring Go-Ahead Points in the Last 2 Minutes

- By BEARS – 10/11/2015 at Kansas City (18-17, M. Forte 7-yd TD pass from J. Cutler with :18 remaining)
By Opp. – 12/3/2017 vs. San Francisco (15-14, R. Gould 24-yd FG with :04 remaining)

Sent Game to Overtime by Scoring in the Last Two Minutes of Regulation

- By BEARS – 10/18/2014 at Detroit (Gould 29-yd FG with :00 remaining; DET won 37-34 in OT)
By Opp. – 10/15/2017 at Baltimore (Campanaro 77 yd. punt return with 1:37 left; Flacco 2-pt pass to Boyle)

Shutout

- By BEARS – 11/18/2010 at Miami (16-0)
By Opp. – 9/27/2015 at Seattle (26-0)

Did Not Allow Opponent to Score a Touchdown (non-shutout)

- By BEARS – 12/3/2017 vs. San Francisco (held SF to 5 FGs; 15-14 SF)
By Opp. – 11/26/2017 at Philadelphia (held Chicago to 1 FGs; 31-3 PHI)

Won By 20-or-More Points

- By BEARS – 12/5/2016 vs. San Francisco (20 points; 26-6)
By Opp. – 11/26/2017 at Philadelphia (28 points, 31-3)

Won Game After Trailing by 20-or-More Points

- By BEARS – 10/16/2006 at Arizona (24-23 after trailing 20-0 and 23-3)
By Opp. – 11/10/2002 vs. New England (33-30 after trailing 27-6)

Won After Trailing at End of the 1st Quarter

- By BEARS – 12/27/2015 at Tampa Bay (26-21 after trailing 7-0)
By Opp. – 12/3/2017 vs. San Francisco (15-14 after trailing 7-3)

Won After Trailing at Halftime

- By BEARS – 11/9/2015 at San Diego (22-19 after trailing 16-7)
By Opp. – 12/3/2017 vs. San Francisco (15-14 after trailing 14-9)

Won After Trailing at End of the 3rd Quarter

- By BEARS – 12/27/2015 at Tampa Bay (26-21 after trailing 14-13)
By Opp. – 12/3/2017 vs. San Francisco (15-14 after trailing 14-12)

Won After Trailing By 10-Plus Points in 4th Quarter

- By BEARS – 10/11/2015 at Kansas City (18-17 after trailing by 11, 17-6)
By Opp. – 10/16/2016 vs. Jacksonville (17-16 after trailing by 13, 13-0)

Scored 20 or More Points in a Quarter

- By BEARS – 12/4/2014 vs. Dallas (21 in 4th quarter; 41-28 DAL)
By Opp. – 12/4/2014 vs. Dallas (21 in 3rd quarter; 41-28 DAL)

Scored 30 or More Points in a Half

- By BEARS – 11/4/2012 at Tennessee (31 in 1st half; 51-20 CHI)
By Opp. – 11/9/2014 at Green Bay (42 in 1st half; 55-14 GB)

Scored Touchdowns on Offense and Defense

- By BEARS – 10/15/2017 at Baltimore (2 offense; 1 defense; 27-24 CHI)
By Opp. – 11/19/2017 vs. Detroit (2 offense; 1 defense; 27-24 DET)

Scored Touchdowns on Offense, Defense and Special Teams

- By BEARS – 11/4/2012 at Tennessee (4 offense; 1 defense; 1 special teams; 51-20 CHI)
By Opp. – 9/20/2015 vs. Arizona (5 offense; 1 defense; 1 special teams; 48-23 ARZ)



THE LAST TIME ...

Won on Monday Night Football

- By BEARS – 10/31/2016 vs. Minnesota (20-10 on ESPN's Monday Night Football)
By Opp. – 10/9/2017 vs. Minnesota (20-17 on ESPN's Monday Night Football)

Won on Sunday Night Football

- By BEARS – 9/14/2014 at San Francisco (28-20 on NBC's Sunday Night Football)
By Opp. – 9/25/2016 at Dallas (29-14 on NBC's Sunday Night Football)

Won on Thursday Night Football

- By BEARS – 11/26/2015 at Green Bay (17-13 CHI on NBC's Thursday Night Football)
By Opp. – 9/28/2017 at Green Bay (35-14 on CBS/NFLN's Thursday Night Football)

No Turnovers

- By BEARS – 12/3/2017 vs. San Francisco (SF, 15-14)
By Opp. – 11/12/2017 vs. Green Bay (GB, 23-16)

OFFENSE

Touchdown Scored on First Offensive Possession to Start Game

- By BEARS – 11/20/2016 at N.Y. Giants (Z. Miller 19-yd pass from J. Cutler; 22-16 NYG)
By Opp. – 10/29/2017 at New Orleans (A. Kamara 8-yd run; 20-12 NO)

Touchdown Scored on First Offensive Possession of 2nd Half

- By BEARS – 10/9/2017 vs. Minnesota (Z. Miller 20-yd pass from Trubisky; 20-17 MIN)
By Opp. – 10/9/2017 vs. Minnesota (K. Rudolph 13-yd pass from Keenum; 20-17 MIN)

No Sacks Allowed

- By BEARS – 11/27/2016 vs. Tennessee
By Opp. – 1/1/2017 at Minnesota

No Turnovers and No Sacks Allowed

- By BEARS – 10/10/2013 vs. N.Y. Giants
By Opp. – 12/24/2016 vs. Washington

Successful Two-Point Conversion

- By BEARS – 10/9/2017 vs. Minnesota (Trubisky run on pitch from Z. Miller)
By Opp. – 10/15/2017 at Baltimore (Flacco pass to Boyle)

Failed Two-Point Conversion

- By BEARS – 10/29/2017 at New Orleans (pass failed)
By Opp. – 12/29/2013 vs. Green Bay (pass failed)

500-or-More Total Net Yards of Offense

- By BEARS – 10/9/2016 at Indianapolis (522; 125 rushing, 397 passing)
By Opp. – 10/18/2015 at Detroit (546; 155 rushing, 391 passing)

400-or-More Total Net Yards of Offense

- By BEARS – 12/24/2016 vs. Washington (458; 140 rushing, 323 passing)
By Opp. – 11/26/2017 at Philadelphia (420; 176 rushing, 244 passing)

300-or-More Net Rushing Yards by Team

- By BEARS – 9/9/1984 vs. Denver (302 yds on 50 carries, 2 TDs)
By Opp. – 10/14/2007 vs. Minnesota (311 yds on 43 carries, 3 TDs)

200-or-More Net Rushing Yards by Team

- By BEARS – 11/19/2017 vs. Detroit (22 on 30 carries, 2 TDs)
By Opp. – 12/24/2016 vs. Washington (208 yards on 35 carries, 4 TDs)

Individual 200-Yard Rushing Game

- By BEARS – 10/2/2011 vs. Carolina (Matt Forte, 205 yds on 25 carries, TD)
By Opp. – 12/1/2013 at Minnesota (Adrian Peterson, 211 yds on 35 carries, 0 TDs)

Individual 150-Yard Rushing Game

- By BEARS – 10/15/2017 at Baltimore (Jordan Howard, 167 yds on 36 carries, 0 TD)
By Opp. – 12/18/2016 vs. Green Bay (Ty Montgomery, 162 yds on 16 carries, 2 TDs)

**THE LAST TIME ...****Individual 100-Yard Rushing Game**

By BEARS - 11/19/2017 vs. Detroit (Jordan Howard, 125 yds on 15 carries, 1 TD)
By Opp. - 12/18/2016 vs. Green Bay (Ty Montgomery, 162 yds on 16 carries, 2 TDs)

Two 100-Yard Rushers in the Same Game

By BEARS - 11/10/1985 vs. Detroit (207 total; Walter Payton - 105, Matt Suhey - 102)
By Opp. - 12/22/2013 at Philadelphia (248 total; LeSean McCoy - 133, Bryce Brown - 115)

Consecutive 100-Yard Rushing Games

By BEARS - 12/24/2016 vs. WAS & 1/1/2017 at MIN (Jordan Howard; 119 vs. WAS, 135 at MIN)
By Opp. - 12/1/2013 at MIN & 12/9/2013 vs. DAL (A. Peterson, MIN - 211; D. Murray, DAL - 146)

Combined 200-Yards Rushing by Two Players (Non 200-Yard rusher, top 2 rushers)

By BEARS - 9/24/2017 vs. Pittsburgh (216 total; Jordan Howard - 138 and Tarik Cohen - 78)
By Opp. - 12/18/2016 vs. Green Bay (207 total; Ty Montgomery - 162, C. Michael - 45)

60 Team Rushing Attempts

By BEARS - 11/8/1981 at Kansas City (61 for 201 yards, 0 TDs)
By Opp. - Never

50 Team Rushing Attempts

By BEARS - 10/15/2017 at Baltimore (54 for 231 yards, 0 TDs)
By Opp. - 10/30/1988 at New England (54 for 185 yards, 0 TDs)

40 Team Rushing Attempts

By BEARS - 12/4/2016 vs. San Francisco (40 for 142 yards, 3 TDs)
By Opp. - 9/25/2016 at Dallas (41 for 199 yards, 3 TDs)

Individual 40 Rushing Attempts

By BEARS - 11/20/1977 vs. Minnesota (Walter Payton, 40 for 275 yards, 1 TD)
By Opp. - Never

Individual 30 Rushing Attempts

By BEARS - 10/15/2017 at Baltimore (Jordan Howard, 36 for 167 yards, 0 TDs)
By Opp. - 9/25/2016 at Dallas (Ezekiel Elliott, 30 for 140 yards, 0 TDs)

Individual 20 Rushing Attempts

By BEARS - 10/29/2017 at New Orleans (Jordan Howard, 23 for 102 yds, 0 TDs)
By Opp. - 11/12/2017 vs. Green Bay (Jamaal Williams, 20 for 67 yards, 0 TDs)

Rushing Play of 75-Plus Yards

By BEARS - 11/27/1988 vs. Green Bay (Neal Anderson, 80-yard TD run)
By Opp. - 11/4/2012 at Tennessee (Chris Johnson, 80-yard TD run)

Rushing Play of 50-Plus Yards

By BEARS - 11/19/2017 vs. Detroit (Jordan Howard, 50-yard run)
By Opp. - 10/9/2017 vs. Minnesota (J. McKinnon, 58-yard TD run)

Rushing Play of 25-Plus Yards

By BEARS - 11/12/2017 vs. Green Bay (Jordan Howard, 25-yard run)
By Opp. - 11/26/2017 at Philadelphia (Jay Ajayi, 30-yard run)

3-Plus Rushing Touchdowns by Team

By BEARS - 12/4/2016 vs. San Francisco (3, Jordan Howard - 3)
By Opp. - 12/24/2016 vs. Washington (4, K. Cousins - 2, M. Brown - 1, C. Thompson - 1)

3-Plus Rushing Touchdowns by Individual

By BEARS - 12/4/2016 vs. San Francisco (Jordan Howard, 3)
By Opp. - 10/20/2013 at Washington (Roy Helu, 3)

2-Plus Rushing Touchdowns by Individual

By BEARS - 9/24/2017 vs. Pittsburgh (Jordan Howard, 2 TDs)
By Opp. - 12/24/2016 vs. Washington (Kirk Cousins, 2 TDs)



THE LAST TIME ...

400 Gross Yards Passing by Team

By BEARS – 11/14/1999 vs. Minnesota (422; 34 of 48, 3 TDs, INT)
By Opp. – 10/18/2015 at Detroit (405; 27 of 42, 4 TDs, 1 INT)

300 Gross Yards Passing by Team

By BEARS – 12/24/2016 vs. Washington (323; 24 of 40, 2 TDs, 5 INTs)
By Opp. – 9/10/2017 vs. Atlanta (321; 21 of 30, 1 TD, 0 INT)

400 Yards Passing by Individual

By BEARS – 11/14/1999 vs. Minnesota (Jim Miller - 422; 34 of 48, 3 TDs, INT)
By Opp. – 10/18/2015 at Detroit (Matthew Stafford - 405; 27 of 42, 4 TDs, 1 INT)

300 Yards Passing by Individual

By BEARS – 9/17/2017 at Tampa Bay (Mike Glennon - 301; 31 of 45, 1 TD, 2 INTs)
By Opp. – 9/10/2017 vs. Atlanta (Matt Ryan - 321; 21 of 30, 1 TD, 0 INT)

Consecutive 300 Yards Passing by Individual

By BEARS – 12/18/2016 vs. GB & 12/24/2016 vs. WAS (Matt Barkley - 362 vs. GB, 323 vs. WAS)
By Opp. – 11/23/14 vs. TB & 11/27/14 at DET (J. McCown 341 vs. TB, M. Stafford 390 at DET)

60-Plus Passing Attempts by Individual

By BEARS – 11/16/1997 vs. NY Jets (Erik Kramer - 60; 32 of 60, 354 yards, 2 TDs, 3 INT)
By Opp. – 11/13/2011 vs. Detroit (Matthew Stafford - 63; 33 of 63, 329 yards, 1 TD, 4 INT)

50-Plus Passing Attempts by Individual

By BEARS – 11/27/2016 vs. Tennessee (Matt Barkley - 40; 24 of 40, 323 yards, 2 TDs, 5 INT)
By Opp. – 10/20/2016 at Green Bay (Aaron Rodgers - 56; 39 of 56, 326 yards, 3 TDs, 0 INT)

40-Plus Passing Attempts by Individual

By BEARS – 9/17/2017 at Tampa Bay (Mike Glennon - 45; 31 of 45, 301 yards, 1 TD, 2 INT)
By Opp. – 10/15/2017 at Baltimore (Joe Flacco - 41; 24 of 41, 180 yards, 0 TD, 2 INT)

30-Plus Passing Completions by Individual

By BEARS – 9/17/2017 at Tampa Bay (Mike Glennon - 31; 31 of 45, 301 yards, 1 TD, 2 INT)
By Opp. – 10/20/2016 at Green Bay (Aaron Rodgers - 39; 39 of 56, 326 yards, 3 TDs, 0 INT)

25-Plus Passing Completions by Individual

By BEARS – 9/10/2017 vs. Atlanta (Mike Glennon - 26; 26 of 40, 213 yards, 1 TD, 0 INT)
By Opp. – 12/3/2017 vs. San Francisco (Jimmy Garoppolo - 26; 26 of 37, 293 yards, 0 TDs, 1 INT)

4-Or-More Passing Touchdowns by Individual

By BEARS – 9/14/2014 at San Francisco (Jay Cutler - 4, 23 of 34, 176 yards, 4 TDs, 0 INTs)
By Opp. – 9/28/2017 at Green Bay (Aaron Rodgers - 4; 18 of 26, 179 yards, 4 TDs, 0 INTs)

3-Or-More Passing Touchdowns by Individual

By BEARS – 11/27/2016 vs. Tennessee (Matt Barkley - 3, 28 of 54, 316 yards, 3 TDs, 2 INTs)
By Opp. – 11/26/2017 at Philadelphia (Carson Wentz - 3, 23 of 36, 227 yards, 3 TDs, 0 INTs)

10-Or-More Receptions by Individual

By BEARS – 11/9/2015 at San Diego (Alshon Jeffery, 10 receptions, 151 yards, 0 TDs)
By Opp. – 11/26/2017 at Philadelphia (Zach Ertz, 10 receptions, 103 yards, 1 TD)

200-Plus Receiving Yards by Individual

By BEARS – 12/11/2013 at Minnesota (Alshon Jeffery, 245 yards, 12 receptions, 2 TDs)
By Opp. – 12/17/2000 at San Francisco (Terrell Owens, 283 yards, 20 receptions, 1 TD)

150-Plus Receiving Yards by Individual

By BEARS – 11/9/2015 at San Diego (Alshon Jeffery, 151 yards, 10 receptions, 0 TDs)
By Opp. – 11/9/2014 at Green Bay (Jordy Nelson, 152 yards, 6 receptions, 2 TDs)

100-Plus Receiving Yards by Individual

By BEARS – 12/24/2016 vs. Washington (Cameron Meredith, 135 yards, 9 receptions, 0 TDs)
By Opp. – 11/26/2017 at Philadelphia (Zach Ertz, 103 yards, 10 receptions, 1 TD)



THE LAST TIME ...

Two 100-Yard Receivers

- By BEARS – 12/18/2016 vs. Green Bay (Cameron Meredith 104 yards and Deonte Thompson 110 yards)
By Opp. – 11/23/2014 vs. Tampa Bay (Vincent Jackson 117 yards and Louis Murphy 113 yards)

Three 100-Yard Receivers

- By BEARS – Never
By Opp. – 12/26/1982 at L.A. Rams (George Farmer 183, Preston Dennard 122 & Wendell Tyler 102)

Consecutive 100 Yards Receiving by Individual

- By BEARS – 12/18/16 vs. GB & 12/24/16 vs. WAS (C. Meredith 104 vs. GB, 135 vs. WAS)
By Opp. – 12/18/16 vs. GB, 12/24/16 vs. WAS & 1/1/17 at MIN (J. Nelson 124 vs. GB; D. Jackson 114 vs. WAS; K. Rudolph 117 at MIN)

Pass Play of 80-Plus Yards

- By BEARS – 11/15/2015 at St. Louis (Jay Cutler to Jeremy Langford, 83 yards, TD)
By Opp. – 9/10/2017 vs. Atlanta (Matt Ryan to Austin Hooper, 88 yards, TD)

Pass Play of 60-Plus Yards

- By BEARS – 10/22/2017 vs. Carolina (Mitchell Trubisky to Tarik Cohen, 70 yards)
By Opp. – 12/18/2016 vs. Green Bay (Aaron Rodgers to Jordy Nelson, 60 yards)

Pass Play of 40-Plus Yards

- By BEARS – 11/12/2017 vs. Green Bay (Mitchell Trubisky to Joshua Bellamy, 46 yards/TD)
By Opp. – 11/19/2017 vs. Detroit (Matthew Stafford to Kenny Golladay, 40 yards)

Offensive Lineman Caught a Pass

- By BEARS – 12/1/2013 at Minnesota (Josh McCown to Kyle Long, -1 yard)
By Opp. – 11/16/2003 vs. St. Louis (Marc Bulger to Adam Timmerman, -7 yards)

Offensive Lineman Scored a Touchdown

- By BEARS – 12/25/2011 at Green Bay, Edwin Williams (fumble recovery in end zone)
By Opp. – 11/16/1969 at Atlanta, Mal Snider (48-yard kickoff return)

Quarterback Caught a Pass

- By Bears – 1/1/2017 at Minnesota (Matt Barkley from Cameron Meredith, 2 yards, TD)
By Opp. – 12/16/2012 vs. Green Bay (Aaron Rodgers from Rodgers, -1 yard)

Running Back Threw a Touchdown Pass

- By Bears – 10/15/2017 at Baltimore (T. Cohen to Z. Miller from, 21 yards)
By Opp. –

Wide Receiver Threw a Touchdown Pass

- By Bears – 1/1/2017 at Minnesota (Cameron Meredith to Matt Barkley, 2 yards)
By Opp. –

Punter Threw a Touchdown Pass

- By Bears – 10/8/2017 vs. Minnesota (P. O'Donnell to B. Cunningham, 38 yards)
By Opp. –

3-Plus Receiving Touchdowns by Team

- By BEARS – 11/27/2016 vs. Tennessee (3, M. Wilson - 1, D. Thompson - 1, D. Brown - 1)
By Opp. – 11/26/2017 at Philadelphia (3, Ertz - 1, Jeffery - 1, Agholor - 1)

3-Plus Receiving Touchdowns by Individual

- By BEARS – 9/14/2014 at San Francisco (Brandon Marshall, 3)
By Opp. – 9/20/2015 vs. Arizona (Larry Fitzgerald, 3)

2-Plus Receiving Touchdowns by Individual

- By BEARS – 11/15/2015 at St. Louis (Zach Miller, 2)
By Opp. – 9/28/2017 at Green Bay (Jordy Nelson, 2)



THE LAST TIME ...

DEFENSE**Held Opponent Under 150 Total Net Yards**

- By BEARS – 10/10/2010 at Carolina (147 total; 85 rushing & 62 passing)
 By Opp. – 12/3/2017 vs. San Francisco (147 total; 62 rushing & 85 passing)

Held Opponent Under 100 Total Net Yards

- By BEARS – 11/26/1978 vs. Tampa Bay (92 total; 99 rushing & -7 passing)
 By Opp. – 12/27/1992 at Dallas (92 total; 28 rushing & 64 passing)

Held Opponent Under 50 Net Rushing Yards

- By BEARS – 10/12/2014 at Atlanta (42)
 By Opp. – 12/4/2014 vs. Dallas (35)

Held Opponent Under 25 Net Rushing Yards

- By BEARS – 9/12/2010 vs. Detroit (20)
 By Opp. – 11/26/2017 at Philadelphia (6)

Held Opponent Under 100 Net Passing Yards

- By BEARS – 12/4/2016 vs. San Francisco (6)
 By Opp. – 12/3/2017 vs. San Francisco (85)

Held Opponent Under 50 Net Passing Yards

- By BEARS – 12/4/2016 vs. San Francisco (6)
 By Opp. – 9/27/2015 at Seattle (48)

Held Opponent Under 100 Gross Passing Yards

- By BEARS – 12/4/2016 vs. San Francisco (39)
 By Opp. – 9/27/2015 at Seattle (63)

Held Opponent Under 50 Gross Passing Yards

- By BEARS – 12/4/2016 vs. San Francisco (39)
 By Opp. – 12/3/2006 vs. Minnesota (34)

8-Plus Takeaways by Team

- By BEARS – 9/2/1984 vs. Tampa Bay (8; 6 INTs, 2 FRs; CHI 34-14)
 By Opp. – 10/11/1998 at Arizona (8; 4 INTs, 4 FRs; ARZ 20-7)

7-Plus Takeaways by Team

- By BEARS – 9/17/1995 at Tampa Bay (7; 4 INTs, 3 FRs; CHI 25-6)
 By Opp. – 10/11/1998 at Arizona (8; 4 INTs, 4 FRs; ARZ 20-7)

6-Plus Takeaways by Team

- By BEARS – 11/13/2011 vs. Detroit (6; 4 INTs, 2 FRs; CHI 37-13)
 By Opp. – 10/24/2010 vs. Washington (6; 4 INTs, 2 FRs; WAS 17-14)

5-Plus Interceptions by Team

- By BEARS – 10/01/2012 at Dallas (5; CHI 34-18)
 By Opp. – 12/24/2016 vs. Washington (5; WAS 41-21)

4-Plus Interceptions by Team

- By BEARS – 10/01/2012 at Dallas (5; CHI 34-18)
 By Opp. – 12/24/2016 vs. Washington (5; WAS 41-21)

2-Plus Interceptions by Individual

- By BEARS – 9/14/2014 at San Francisco (Kyle Fuller, 2)
 By Opp. – 12/24/2016 vs. Washington (Josh Norman, 2; Bashaud Breeland, 2)

2-Plus Opponent Fumble Recoveries by Individual

- By BEARS – 12/27/2015 at Tampa Bay (John Timu, 2)
 By Opp. – Unknown

Intercepted Pass Returned for a Touchdown

- By BEARS – 10/22/2017 vs. Carolina (Eddie Jackson, 76 yards)
 By Opp. – 9/17/2017 at Tampa Bay (Robert McClain, 47 yards)

**THE LAST TIME ...****Opponent Fumble Returned for a Touchdown**

- By BEARS – 10/22/2017 vs. Carolina (Eddie Jackson, 75 yards)
- By Opp. – 11/19/2017 vs. Detroit (D.J. Hayden, 27 yards)

Defensive Lineman Scored a Touchdown

- By BEARS – 11/17/2013 vs. Baltimore (David Bass, 24-yard interception return)
- By Opp. – 11/1/2017 at Minnesota (Everson Griffen, 20-yard fumble return)

Linebacker Scored a Touchdown

- By BEARS – 10/20/2016 at Green Bay (Leonard Floyd, fumble recovered in end zone)
- By Opp. – 10/11/2015 at Kansas City (Ramik Wilson, fumble recovered in end zone)

Defensive Back Scored a Touchdown

- By BEARS – 10/22/2017 vs. Carolina (Eddie Jackson, 76-yard INT return)
- By Opp. – 11/19/2017 vs. Detroit (D.J. Hayden, 27-yard fumble return)

Safety

- By Bears – 10/9/2017 vs. Minnesota (Leonard Floyd sacks Sam Bradford in end zone)
- By Opp. – 11/13/2016 at Tampa Bay (Jay Cutler fumbled forced by R. Ayers out of bounds in end zone)

8-Plus Sacks by Team

- By BEARS – 11/20/2005 vs. Carolina (8; CHI 13-3)
- By Opp. – 10/3/2010 at N.Y. Giants (10; NYG 17-3)

7-Plus Sacks by Team

- By BEARS – 11/20/2005 vs. Carolina (8; CHI 13-3)
- By Opp. – 12/15/2014 vs. New Orleans (7; NO 31-15)

3-Plus Sacks by Individual

- By BEARS – 10/9/2016 at Indianapolis (Willie Young, 3)
- By Opp. – 11/12/2017 vs. Green Bay (Nick Perry, 3)

2-Plus Sacks by Individual

- By BEARS – 10/9/2017 vs. Minnesota (Akiem Hicks, 2.0; Leonard Floyd, 2.0)
- By Opp. – 9/10/2017 vs. Atlanta (Brooks Reed, 2.0)

SPECIAL TEAMS**Blocked Extra Point**

- By BEARS – 12/6/2015 vs. San Francisco (Eddie Goldman, Phil Dawson was the kicker)
- By Opp. – 10/4/2015 vs. Oakland (Denico Autry, Robbie Gould was the kicker)

Blocked Field Goal

- By BEARS – 9/24/2017 (Sherrick McManis blocks Chris Boswell's 35-yard attempt)
- By Opp. – 12/24/2016 vs. Washington (Preston Smith blocks Connor Barth's 22-yard attempt)

Blocked Field Goal for TD

- By BEARS – 10/1/1978 vs. Oakland (Mike Spivey 71-yard return; blocked by Virgil Livers)
- By Opp. – 12/23/2012 at Arizona (Justin Bethel 82-yard return; blocked by Adrian Wilson)

Blocked Punt

- By BEARS – 11/4/2012 at Tennessee (Sherrick McManis blocked Brett Kern's punt)
- By Opp. – 12/27/2015 at Tampa Bay (Jeremiah George blocked Pat O'Donnell's punt)

Blocked Punt for TD

- By BEARS – 11/4/2012 at Tennessee (Corey Wootton 5-yard return; blocked by Sherrick McManis)
- By Opp. – 9/14/1987 vs. N.Y. Giants (Tom Flynn recovered in end zone; blocked by Eric Howard)

Fake Field Goal for TD

- By BEARS – 12/1/2002 at Green Bay (Brad Maynard 12-yard pass to Dustin Lyman)
- By Opp. – 9/13/2012 at Green Bay (Tim Masthay 27-yard pass to Tom Crabtree)



THE LAST TIME ...

Fake Punt for TD

By BEARS – 10/9/2017 vs. Minnesota (P. O'Donnell 38-yard pass to B. Cunningham)
 By Opp. –

Missed Extra Point (kick not blocked)

By BEARS – 11/20/2016 at N.Y. Giants (Connor Barth, wide right)
 By Opp. – 9/17/2017 at Tampa bay (Nick Folk, wide left)

Missed Field Goal Returned

By BEARS – 11/12/2006 at N.Y. Giants (Devin Hester, 108-yard TD)
 By Opp. – 11/8/2009 vs. Arizona (Antrel Rolle, 59 yards)

Muff Recovered for TD

By BEARS – 10/19/2008 vs. Minnesota (Zackary Bowman, muffed punt recovered in end zone)
 By Opp. – Never

Punt Returned for TD

By BEARS – 12/3/2017 vs. San Francisco (Cohen 61 yards)
 By Opp. – 10/15/2017 at Baltimore (Campanaro, 77 yards)

100 or More Punt Return Yards by Individual

By BEARS – 11/13/2011 vs. Detroit (Devin Hester, 122 yards, TD on 3 returns)
 By Opp. – 10/15/2017 at Baltimore (Campanaro, 132 yards, 77-yard TD return)

Kickoff Returned for TD

By BEARS – 11/9/2014 at Green Bay (Chris Williams, 101 yards)
 By Opp. – 10/15/2017 at Baltimore (B. Rainey, 96 yards)

150 or More Kickoff Return Yards by Individual

By BEARS – 12/20/2015 at Minnesota (Deonte Thompson, 153 yards on 5 returns)
 By Opp. – 10/15/2017 at Baltimore (B. Rainey, 191 yards on 5 returns)

Recovered Own Onside Kick

By BEARS – 11/27/2016 vs. Tennessee (Adrian Amos recovered Connor Barth kick)
 By Opp. – 12/4/2013 at Green Bay (Jamari Lattimore recovered Mason Crosby kick)

5 Field Goals Made

By BEARS – 10/20/1968 at Philadelphia (Mac Percival, 5 for 5)
 By Opp. – 12/3/2017 vs. San Francisco (Robbie Gould 5 for 5)

4 Field Goals Made

By BEARS – 12/27/2015 at Tampa Bay (Robbie Gould, 4 of 4)
 By Opp. – 9/27/2015 at Seattle (Steven Hauschka, 4 for 4)

3 Field Goals Made

By BEARS – 11/12/2017 vs. Green Bay (Connor Barth, 3 for 3)
 By Opp. – 10/15/2017 at Baltimore (J. Tucker 3 for 3)

FG Made of 50-or-More Yards

By BEARS – 9/10/2017 vs. Atlanta (Connor Barth, 54 yards)
 By Opp. – 11/19/2017 vs. Detroit (Matt Prater, 52 yards)



LAST TIME OUT - FINAL GAME BOOK

National Football League Game Summary

NFL Copyright © 2017 by The National Football League. All rights reserved. This summary and play-by-play is for the express purpose of assisting media in their coverage of the game; any other use of this material is prohibited without the written permission of the National Football League. Updated: 12/4/2017

Date: Sunday, 12/3/2017

San Francisco 49ers at Chicago Bears
at Soldier Field, Chicago, IL

Start Time: 12:02 PM CST

Game Day Weather

Game Weather: Sunny
Played Outdoor on Turf: Grass

Temp: 54° F (12.2° C) Humidity: 44%, Wind: SSW 6 mph

Officials

Referee: Hochuli, Ed (85)
Line Judge: Baynes, Rusty (59)
Back Judge: Helverson, Scott (93)

Umpire: Smith, Shawn (14)
Field Judge: Shaw, Dale (104)
Replay Official: Sifferman, Tom (0)

Down Judge: Bradley, Greg (98)
Side Judge: Hill, Adrian (29)

Lineups

San Francisco 49ers		Defense	
Offense			
WR	18 L.Murphy	LDE	92 L.Douzable
LT	74 J.Staley	LDT	90 E.Mitchell
LG	75 L.Tomlinson	RDT	99 D.Buckner
C	67 D.Kilgore	RDE	94 S.Thomas
RG	63 B.Fusco	SAM	57 E.Harold
RT	77 T.Brown	MIKE	56 R.Foster
TE	88 G.Celek	WILL	50 B.Coyle
WR	11 M.Goodwin	LCB	34 A.Witherspoon
QB	10 J.Garoppolo	RCB	36 D.Johnson
FB	44 K.Juszczyk	SS	35 E.Reid
RB	28 C.Hyde	FS	38 A.Colbert

Chicago Bears		Defense	
Offense			
WR	29 T.Cohen	DE	96 A.Hicks
TE	88 D.Sims	NT	91 E.Goldman
RT	70 B.Massie	DE	98 M.Unrein
RG	75 K.Long	OLB	92 P.McPhee
C	65 C.Whitehair	ILB	52 C.Jones
LG	71 J.Sitton	ILB	59 D.Trevathan
LT	72 C.Leno	OLB	93 S.Acho
QB	10 M.Trubisky	CB	20 P.Amukamara
RB	24 Jo.Howard	S	43 C.Pronski
FB	46 M.Burton	S	39 E.Jackson
WR	15 J.Bellamy	CB	23 K.Fuller

Substitutions

P 5 B.Pnion, K 9 R.Gould, WR 17 V.Bolden, WR 19 A.Robinson, CB 20 L.Hall, RB 22 M.Breida, CB 24 K.Williams, CB 26 G.Mabin, DB 27 D.McColi, LB 46 M.Nzeocha, LB 47 E.Lee, DE 54 C.Marsh, LB 58 E.Dumervil, G 68 Z.Beadles, T 78 D.Williams, WR 81 T.Taylor, TE 82 L.Paulsen, WR 84 K.Bourne, TE 85 G.Kittle, TE/LS 86 K.Nelson, DT 96 S.Day, LB 97 D.Watson, DE 98 R.Blair

Substitutions

K 2 C.Santos, WR 12 M.Wheaton, WR 13 K.Wright, P 16 P.O'Donnell, WR 17 D.Inman, DB 22 C.LeBlanc, DB 27 S.McManis, RB 30 B.Cunningham, DB 31 M.Cooper, DB 32 D.Hall, LB 44 N.Kwiatkoski, LS 49 A.DePaola, LB 53 J.Timu, LB 58 J.Anderson, DL 73 J.Jenkins, OL 76 T.Compton, OL 79 B.Sowell, TE 84 B.Braunacker, TE 85 D.Brown, TE 87 A.Shaheen, DL 90 J.Bullard, DL 95 R.Robertson-Harris, DE 99 L.Houston

Did Not Play

QB 3 C.Beathard

Did Not Play

QB 8 M.Glennon

Not Active

RB 33 J.McNichols, DB 40 A.Exum, LB 55 P.Taumoepeuu, DL 59 A.Lynch, C 61 T.Barnes, DL 93 D.J.Jones, DE 95 T.Carradine

Not Active

QB 6 M.Sanchez, DB 26 D.Bush, RB 33 T.Mizzell, DB 36 D.Houston-Carson, DB 37 B.Callahan, DB 38 A.Amos, OL 55 H.Grasu

Field Goals (made) & missed)

R.Gould (33) (28) (35) (34) (24)

		1	2	3	4	OT	Total
VISITOR:	San Francisco 49ers	3	6	3	3	0	15
HOME:	Chicago Bears	7	7	0	0	0	14

Scoring Plays

Team	Qtr	Time	Play Description (Extra Point) (Drive Info)	Visitor	Home
49ers	1	8:12	R.Gould 33 yd. Field Goal (14-60, 6:48)	3	0
Bears	1	0:10	D.Inman 8 yd. pass from M.Trubisky (C.Santos kick) (8-59, 4:31)	3	7
49ers	2	11:57	R.Gould 28 yd. Field Goal (7-66, 3:13)	6	7
Bears	2	5:49	T.Cohen 61 yd. punt return (C.Santos kick)	6	14
49ers	2	0:24	R.Gould 35 yd. Field Goal (11-58, 5:25)	9	14
49ers	3	1:57	R.Gould 34 yd. Field Goal (16-70, 8:19)	12	14
49ers	4	0:04	R.Gould 24 yd. Field Goal (14-86, 5:23)	15	14

Paid Attendance: 61,302

Time: 2:52



LAST TIME OUT • FINAL GAME BOOK

Final Individual Statistics

San Francisco 49ers										Chicago Bears									
RUSHING										RUSHING									
	ATT	YDS	AVG	LG	TD					ATT	YDS	AVG	LG	TD					
C.Hyde	17	54	3.2	18	0	Jo.Howard	13	38	2.9	14	0								
M.Breida	12	45	3.8	8	0	M.Trubisky	4	19	4.8	9	0								
J.Garoppolo	4	8	2.0	8	0	T.Cohen	2	5	2.5	4	0								
K.Jusczyk	1	3	3.0	3	0														
Total	34	110	3.2	18	0	Total	19	62	3.3	14	0								
PASSING										PASSING									
	ATT	CMP	YDS	SK/YD	TD	LG	IN	RT		ATT	CMP	YDS	SK/YD	TD	LG	IN	RT		
J.Garoppolo	37	26	293	2/15	0	33	1	82.4	M.Trubisky	15	12	102	2/17	1	21	0	117.2		
Total	37	26	293	2/15	0	33	1	82.4	Total	15	12	102	2/17	1	21	0	117.2		
PASS RECEIVING										PASS RECEIVING									
	TAR	REC	YDS	AVG	LG	TD				TAR	REC	YDS	AVG	LG	TD				
M.Goodwin	8	8	99	12.4	20	0	T.Cohen	4	4	39	9.8	21	0						
T.Taylor	6	6	92	15.3	33	0	K.Wright	2	2	25	12.5	14	0						
K.Jusczyk	3	3	20	6.7	16	0	D.Inman	2	2	21	10.5	13	1						
C.Hyde	5	3	12	4.0	4	0	D.Brown	1	1	13	13.0	13	0						
G.Celek	4	2	30	15.0	22	0	D.Sims	2	1	5	5.0	5	0						
G.Kittle	3	2	20	10.0	11	0	J.Bellamy	2	1	4	4.0	4	0						
L.Murphy	6	1	16	16.0	16	0	Jo.Howard	2	1	-5	-5.0	-5	0						
M.Breida	1	1	4	4.0	4	0													
K.Bourne	1	0	0	0.0	0	0													
Total	37	26	293	11.3	33	0	Total	15	12	102	8.5	21	1						
INTERCEPTIONS										INTERCEPTIONS									
	NO	YDS	AVG	LG	TD					NO	YDS	AVG	LG	TD					
Total	0	0	0	0	0	0	K.Fuller	1	0	0.0	0	0							
							Total	1	0	0.0	0	0							
PUNTING										PUNTING									
	NO	YDS	AVG	NET	TB	IN20	LG			NO	YDS	AVG	NET	TB	IN20	LG			
B.Pinion	2	72	36.0	2.0	0	0	44	P.O'Donnell	5	199	39.8	35.6	0	3	49				
Total	2	72	36.0	2.0	0	0	44	Total	5	199	39.8	35.6	0	3	49				
PUNT RETURNS										PUNT RETURNS									
	NO	YDS	AVG	FC	LG	TD				NO	YDS	AVG	FC	LG	TD				
T.Taylor	3	21	7.0	1	19	0	T.Cohen	2	68	34.0	0	61	1						
[DOWNED]	1	0	0.0	0	0	0													
Total	3	21	7.0	1	19	0	Total	2	68	34.0	0	61	1						
KICKOFF RETURNS										KICKOFF RETURNS									
	NO	YDS	AVG	FC	LG	TD				NO	YDS	AVG	FC	LG	TD				
V.Bolden	1	30	30.0	0	30	0	T.Cohen	1	2	2.0	0	2	0						
[TOUCHBACK]	2	0	0.0	0	0	0	[TOUCHBACK]	5	0	0.0	0	0	0						
Total	1	30	30.0	0	30	0	Total	1	2	2.0	0	2	0						

San Francisco 49ers

FUMBLES	FUM	LOST	OWN-REC	YDS	TD	FORCED	OPP-REC	YDS	TD	OUT-BDS
J.Garoppolo	1	0	1	-1	0	0	0	0	0	0
C.Marsh	0	0	0	0	0	1	0	0	0	0
Total	1	0	1	-1	0	1	0	0	0	0

Chicago Bears

FUMBLES	FUM	LOST	OWN-REC	YDS	TD	FORCED	OPP-REC	YDS	TD	OUT-BDS
M.Trubisky	2	0	2	-6	0	0	0	0	0	0
Total	2	0	2	-6	0	0	0	0	0	0



LAST TIME OUT - FINAL GAME BOOK

Final Team Statistics

	Visitor 49ers	Home Bears
TOTAL FIRST DOWNS	23	8
By Rushing	6	2
By Passing	16	6
By Penalty	1	0
THIRD DOWN EFFICIENCY	10-18-56%	5-10-50%
FOURTH DOWN EFFICIENCY	0-0-0%	0-0-0%
TOTAL NET YARDS	388	147
Total Offensive Plays (inc. times thrown passing)	73	36
Average gain per offensive play	5.3	4.1
NET YARDS RUSHING	110	62
Total Rushing Plays	34	19
Average gain per rushing play	3.2	3.3
Tackles for a loss-number and yards	4-12	1-1
NET YARDS PASSING	278	85
Times thrown - yards lost attempting to pass	2-15	2-17
Gross yards passing	293	102
PASS ATTEMPTS-COMPLETIONS-HAD INTERCEPTED	37-26-1	15-12-0
Avg gain per pass play (inc.# thrown passing)	7.1	5.0
KICKOFFS Number-In End Zone-Touchbacks	6-5-5	3-3-2
PUNTS Number and Average	2-36.0	5-39.8
Had Blocked	0	0
FGs - PATs Had Blocked	0-0	0-0
Net Punting Average	2.0	35.6
TOTAL RETURN YARDAGE (Not Including Kickoffs)	21	68
No. and Yards Punt Returns	3-21	2-68
No. and Yards Kickoff Returns	1-30	1-2
No. and Yards Interception Returns	0-0	1-0
PENALTIES Number and Yards	8-53	4-29
FUMBLES Number and Lost	1-0	2-0
TOUCHDOWNS	0	2
Rushing	0	0
Passing	0	1
Punt Returns	0	1
EXTRA POINTS Made-Attempts	0-0	2-2
Kicking Made-Attempts	0-0	2-2
FIELD GOALS Made-Attempts	5-5	0-0
RED ZONE EFFICIENCY	0-5-0%	1-1-100%
GOAL TO GO EFFICIENCY	0-2-0%	0-0-0%
SAFETIES	0	0
FINAL SCORE	15	14
TIME OF POSSESSION	38:47	21:13



LAST TIME OUT • FINAL GAME BOOK

Ball Possession And Drive Chart

San Francisco 49ers

#	Time Recd	Time Lost	Time Poss	How Ball Obtained	Drive Began	# Play	Yds Gain	Yds Pen	Net Yds	1st Down	Last Scrm	How Given Up
1	15:00	8:12	6:48	Kickoff	SF 25	14	61	-1	60	5	* CHI 15	Field Goal
2	6:21	4:41	1:40	Punt	SF 46	3	1	0	1	0	SF 47	Interception
3	0:10	11:57	3:13	Kickoff	SF 25	7	66	0	66	3	* CHI 9	Field Goal
4	9:37	5:49	3:48	Punt	SF 8	7	18	-9	9	1	SF 17	Punt
5	5:49	0:24	5:25	Kickoff	SF 25	11	68	-10	58	4	* CHI 17	Field Goal
6	10:16	1:57	8:19	Punt	SF 14	16	70	0	70	5	* CHI 16	Field Goal
7	14:50	10:39	4:11	Punt	SF 48	6	17	-10	7	1	CHI 45	Punt
8	5:27	0:04	5:23	Punt	SF 8	14	86	0	86	4	* CHI 6	Field Goal

(199) Average SF 25

Chicago Bears

#	Time Recd	Time Lost	Time Poss	How Ball Obtained	Drive Began	# Play	Yds Gain	Yds Pen	Net Yds	1st Down	Last Scrm	How Given Up
1	8:12	6:21	1:51	Kickoff	CHI 25	3	-1	0	-1	0	CHI 24	Punt
2	4:41	0:10	4:31	Interception	CHI 41	8	54	5	59	4	* SF 8	Touchdown
3	11:57	9:37	2:20	Kickoff	CHI 25	4	19	-10	9	0	CHI 34	Punt
4	0:24	0:00	0:24	Kickoff	CHI 25	1	2	0	2	0	CHI 25	End of Half
5	15:00	10:16	4:44	Kickoff	CHI 25	9	33	0	33	2	SF 42	Punt
6	1:57	14:50	2:07	Kickoff	CHI 25	3	-10	0	-10	0	CHI 15	Punt
7	10:39	5:27	5:12	Punt	CHI 14	8	44	0	44	2	SF 42	Punt
8	0:04	0:00	0:04	Kickoff		0	0	0	0	0		End of Game

(180) Average CHI 26

* inside opponent's 20

Time of Possession by Quarter		1st	2nd	3rd	4th	OT	Total
Visitor	San Francisco 49ers	8:38	12:16	8:19	9:34		38:47
Home	Chicago Bears	6:22	2:44	6:41	5:26		21:13
Kickoff Drive No.-Start Average		49ers: 3 - SF 25			Bears: 5 - CHI 25		



LAST TIME OUT - FINAL GAME BOOK

Final Defensive Statistics

San Francisco 49ers	Regular Defensive Plays										Special Teams					Misc					
	TKL	AST	COMB	SK	/ YDS	TFL	Q	IN	PD	FF	FR	TKL	AST	FF	FR	BL	TKL	AST	FF	FR	
R.Foster	7	0	7	0	0	0	0	0	0	0	0	0	0	0	0	0	0	0	0	0	0
E.Reid	4	0	4	0	0	1	0	0	0	0	0	0	0	0	0	0	0	0	0	0	0
K.Williams	4	0	4	0	0	1	0	0	0	0	0	0	0	0	0	0	0	0	0	0	0
E.Harold	3	0	3	0	0	1	0	0	0	0	0	0	0	0	0	0	0	0	0	0	0
A.Colbert	3	0	3	0	0	0	0	0	0	0	0	0	0	0	0	0	0	0	0	0	0
S.Day	3	0	3	0	0	0	0	0	0	0	0	0	0	0	0	0	0	0	0	0	0
E.Dumervil	2	0	2	1	3	2	1	0	0	0	0	0	0	0	0	0	0	0	0	0	0
B.Coyle	2	0	2	0	0	0	0	0	0	0	0	0	0	0	0	0	0	0	0	0	0
C.Marsh	1	0	1	1	14	0	0	0	0	1	0	0	0	0	0	0	0	0	0	0	0
S.Thomas	1	0	1	0	0	0	1	0	0	0	0	0	0	0	0	0	0	0	0	0	0
A.Witherspoon	1	0	1	0	0	0	0	0	0	0	0	0	0	0	0	0	0	0	0	0	0
E.Mitchell	1	0	1	0	0	0	0	0	0	0	0	0	0	0	0	0	0	0	0	0	0
D.Johnson	1	0	1	0	0	0	0	0	0	0	0	0	0	0	0	0	0	0	0	0	0
E.Lee	0	0	0	0	0	0	0	0	0	0	0	1	0	0	0	0	0	0	0	0	0
L.Murphy	0	0	0	0	0	0	0	0	0	0	0	0	0	0	0	0	1	0	0	0	0
J.Garoppolo	0	0	0	0	0	0	0	0	0	0	0	0	0	0	0	0	0	0	0	0	1
Total	33	0	33	2	17	5	2	0	0	1	0	1	0	0	0	0	1	0	0	0	1

TKL = Tackle AST = Assist COMB = Combined QH=QB Hit IN = Interception PD = Pass Defense FF = Forced Fumble FR = Fumble Recovery

Chicago Bears	Regular Defensive Plays										Special Teams					Misc					
	TKL	AST	COMB	SK	/ YDS	TFL	QH	IN	PD	FF	FR	TKL	AST	FF	FR	BL	TKL	AST	FF	FR	
C.Jones	10	3	13	1	4	2	1	0	0	0	0	0	0	0	0	0	0	0	0	0	0
D.Trevathan	10	1	11	0	0	1	0	0	0	0	0	0	0	0	0	0	0	0	0	0	0
K.Fuller	5	1	6	0	0	1	0	1	2	0	0	0	0	0	0	0	0	0	0	0	0
E.Jackson	4	1	5	0	0	0	0	0	0	0	0	0	0	0	0	0	0	0	0	0	0
P.Amukamara	4	0	4	0	0	0	0	0	0	0	0	0	0	0	0	0	0	0	0	0	0
A.Hicks	3	1	4	0	0	0	2	0	0	0	0	0	0	0	0	0	0	0	0	0	0
C.Pronski	3	1	4	0	0	0	0	0	0	0	0	0	0	0	0	0	0	0	0	0	0
J.Bullard	3	1	4	0	0	1	0	0	0	0	0	0	0	0	0	0	0	0	0	0	0
L.Houston	3	0	3	1	11	1	1	0	0	0	0	0	0	0	0	0	0	0	0	0	0
E.Goldman	1	2	3	0	0	0	0	0	0	0	0	0	0	0	0	0	0	0	0	0	0
N.Kwiatkoski	2	0	2	0	0	1	0	0	0	0	0	0	0	0	0	0	0	0	0	0	0
R.Robertson-Harris	2	0	2	0	0	0	0	0	0	0	0	0	0	0	0	0	0	0	0	0	0
J.Jenkins	1	1	2	0	0	0	0	0	0	0	0	0	0	0	0	0	0	0	0	0	0
M.Unrein	1	0	1	0	0	0	0	0	0	0	0	0	0	0	0	0	0	0	0	0	0
M.Cooper	1	0	1	0	0	0	0	0	0	0	0	0	0	0	0	0	0	0	0	0	0
P.McPhee	0	1	1	0	0	0	0	0	0	0	0	0	0	0	0	0	0	0	0	0	0
S.Acho	0	0	0	0	0	0	1	0	0	0	0	0	0	0	0	0	0	0	0	0	0
S.McManis	0	0	0	0	0	0	0	0	0	0	0	2	0	0	0	0	0	0	0	0	0
J.Anderson	0	0	0	0	0	0	0	0	0	0	0	1	0	0	0	0	0	0	0	0	0
B.Cunningham	0	0	0	0	0	0	0	0	0	0	0	1	0	0	0	0	0	0	0	0	0
M.Trubisky	0	0	0	0	0	0	0	0	0	0	0	0	0	0	0	0	0	0	0	0	2
Total	53	13	66	2	15	7	5	1	2	0	0	4	0	0	0	0	0	0	0	0	2



LAST TIME OUT · FINAL GAME BOOK

First Half Summary

	PERIOD SCORES		TIME OF POSSESSION
49ers	3 6 = 9	49ers	20:54
Bears	7 7 = 14	Bears	9:06

Scoring Plays

Team	Qtr	Time	Play Description (Extra Point) (Drive Info)	Visitor	Home
49ers	1	8:12	R.Gould 33 yd. Field Goal (14-60, 6:48)	3	0
Bears	1	0:10	D.Inman 8 yd. pass from M.Trubisky (C.Santos kick) (8-59, 4:31)	3	7
49ers	2	11:57	R.Gould 28 yd. Field Goal (7-66, 3:13)	6	7
Bears	2	5:49	T.Cohen 61 yd. punt return (C.Santos kick)	6	14
49ers	2	0:24	R.Gould 35 yd. Field Goal (11-58, 5:25)	9	14

	San Francisco 49ers	Chicago Bears
TOTAL FIRST DOWNS	13	4
First Downs Rushing-Passing-by Penalty	2 - 10 - 1	1 - 3 - 0
THIRD DOWN EFFICIENCY	3-8-38%	2-4-50%
TOTAL NET YARDS	214	74
Total Offensive Plays	39	16
NET YARDS RUSHING	53	32
NET YARDS PASSING	161	42
Gross Yards Passing	172	45
Times thrown-yards lost attempting to pass	1-11	1-3
Pass Attempts-Completions-Had Intercepted	22 - 15 - 1	7 - 6 - 0
Punts-Number and Average	1 - 44	2 - 49
Penalties-Number and Yards	6 - 43	2 - 19
Fumbles-Number and Lost	0 - 0	0 - 0
Red Zone Efficiency	0-3-0%	1-1-100%
Average Drive Start	SF 26	CHI 29

San Francisco 49ers						Chicago Bears					
RUSHING	ATT	YDS	AVG	LG	TD	RUSHING	ATT	YDS	AVG	LG	TD
M.Breida	7	27	3.9	8	0	Jo.Howard	5	18	3.6	14	0
C.Hyde	8	18	2.3	14	0	M.Trubisky	1	9	9.0	9	0
J.Garoppolo	1	8	8.0	8	0	T.Cohen	2	5	2.5	4	0
Total	16	53	3.3	14	0	Total	8	32	4.0	14	0

PASSING	ATT	CMP	YDS	SK/YD	TD	LG	IN	RT	PASSING	ATT	CMP	YDS	SK/YD	TD	LG	IN	RT
J.Garoppolo	22	15	172	1/11	0	22	1	72.5	M.Trubisky	7	6	45	1/3	1	13	0	133.0
Total	22	15	172	1/11	0	22	1	72.5	Total	7	6	45	1/3	1	13	0	133.0

PASS RECEIVING	TAR	REC	YDS	AVG	LG	TD	PASS RECEIVING	TAR	REC	YDS	AVG	LG	TD
M.Goodwin	4	4	60	15.0	20	0	D.Inman	2	2	21	10.5	13	1
T.Taylor	3	3	34	11.3	17	0	T.Cohen	2	2	8	4.0	6	0
G.Celek	4	2	30	15.0	22	0	K.Wright	1	1	11	11.0	11	0
G.Kittle	3	2	20	10.0	11	0	D.Sims	1	1	5	5.0	5	0
C.Hyde	3	2	8	4.0	4	0	Jo.Howard	1	0	0	0.0	0	0
K.Juszczyk	1	1	16	16.0	16	0							
M.Breida	1	1	4	4.0	4	0							
L.Murphy	3	0	0	0.0	0	0							
Total	22	15	172	11.5	22	0	Total	7	6	45	7.5	13	1

San Francisco 49ers	Regular Defensive Plays											Special Teams				Misc					
	TKL	AST	COMB	SK	/ YDS	TFL	Q	IN	PD	FF	FR	TKL	AST	FF	FR	BL	TKL	AST	FF	FR	
R.Foster	4	0	4	0	0	0	0	0	0	0	0	0	0	0	0	0	0	0	0	0	0
K.Williams	3	0	3	0	0	1	0	0	0	0	0	0	0	0	0	0	0	0	0	0	0
E.Reid	2	0	2	0	0	0	0	0	0	0	0	0	0	0	0	0	0	0	0	0	0
A.Colbert	1	0	1	0	0	0	0	0	0	0	0	0	0	0	0	0	0	0	0	0	0
Total	10	0	10	0	0	1	0	0	0	0	0	0	0	0	0	0	0	0	0	0	0

Chicago Bears	Regular Defensive Plays											Special Teams				Misc					
	TKL	AST	COMB	SK	/ YDS	TFL	QH	IN	PD	FF	FR	TKL	AST	FF	FR	BL	TKL	AST	FF	FR	
D.Trevathan	6	0	6	0	0	0	0	0	0	0	0	0	0	0	0	0	0	0	0	0	0
K.Fuller	4	1	5	0	0	1	0	1	2	0	0	0	0	0	0	0	0	0	0	0	0
C.Jones	4	1	5	0	0	0	0	0	0	0	0	0	0	0	0	0	0	0	0	0	0
E.Jackson	3	0	3	0	0	0	0	0	0	0	0	0	0	0	0	0	0	0	0	0	0
Total	17	2	19	0	0	1	0	1	2	0	0	0	0	0	0	0	0	0	0	0	0



LAST TIME OUT • FINAL GAME BOOK

Play By Play

First Quarter

12/3/2017

CHI wins the coin toss and elects to defer. SF elects to Receive, and CHI elects to defend the south goal. P.O'Donnell kicks 65 yards from CHI 35 to end zone, Touchback.

San Francisco 49ers at 15:00

- 1-10-SF 25 (15:00) (Shotgun) J.Garoppolo pass incomplete short right to L.Murphy.
1-10-SF 25 (14:55) C.Hyde right end to SF 25 for no gain (D.Trevathan).
3-10-SF 25 (14:12) (Shotgun) J.Garoppolo pass short right to M.Goodwin to SF 40 for 15 yards (C.Pronsinski).
1-10-SF 40 (13:39) M.Breida left end to SF 48 for 8 yards (D.Trevathan).
2-2-SF 48 (13:12) (No Huddle) M.Breida left guard to 50 for 2 yards (E.Goldman; P.McPhee).
1-10-50 (12:38) J.Garoppolo pass short left to K.Juszczyk to CHI 34 for 16 yards (E.Jackson).
1-10-CHI 34 (12:01) C.Hyde right tackle to CHI 27 for 7 yards (C.Jones).
2-3-CHI 27 (11:19) (No Huddle) J.Garoppolo pass short middle to G.Celek to CHI 19 for 8 yards (C.Jones).
1-10-CHI 19 (10:40) C.Hyde right end to CHI 26 for -7 yards (N.Kwiatkoski).
2-17-CHI 26 (9:52) (Shotgun) J.Garoppolo scrambles right end pushed ob at CHI 18 for 8 yards (R.Robertson-Harris).
PENALTY on CHI-R.Robertson-Harris, Unnecessary Roughness, 9 yards, enforced at CHI 18.
1-9-CHI 9 (9:23) (Shotgun) J.Garoppolo pass incomplete short right to G.Celek (K.Fuller).
2-9-CHI 9 (9:22) (Shotgun) C.Hyde right tackle pushed ob at CHI 3 for 6 yards (C.Pronsinski).
PENALTY on SF-T.Brown, Offensive Holding, 10 yards, enforced at CHI 9 - No Play.
2-19-CHI 19 (9:00) (Shotgun) J.Garoppolo pass short middle to C.Hyde to CHI 15 for 4 yards (D.Trevathan).
3-15-CHI 15 (8:22) (Shotgun) J.Garoppolo pass incomplete short left to C.Hyde.
Penalty on SF-B.Fusco, Ineligible Downfield Pass, declined.
Penalty on SF-M.Goodwin, Offensive Pass Interference, declined.
4-15-CHI 15 (8:16) (Field Goal formation) R.Gould 33 yard field goal is GOOD, Center-K.Nelson, Holder-B.Pinion.

Timeout at 08:12.

SF 3 CHI 0, 14 plays, 60 yards, 1 penalty, 6:48 drive, 6:48 elapsed

B.Pinion kicks 65 yards from SF 35 to end zone, Touchback.

Chicago Bears at 8:12

- 1-10-CHI 25 (8:12) Jo.Howard left guard to CHI 28 for 3 yards (E.Reid).
2-7-CHI 28 (7:36) Jo.Howard right end pushed ob at CHI 27 for -1 yards (K.Williams).
3-8-CHI 27 (7:04) (Shotgun) M.Trubisky sacked at CHI 24 for -3 yards (E.Dumervil).
4-11-CHI 24 (6:33) (Punt formation) P.O'Donnell punts 49 yards to SF 27, Center-A.DePaola, T.Taylor to SF 46 for 19 yards (J.Anderson).

Timeout at 06:21.

San Francisco 49ers at 6:21

- 1-10-SF 46 (6:21) C.Hyde left end to SF 48 for 2 yards (A.Hicks).
2-8-SF 48 (5:35) C.Hyde right end to SF 47 for -1 yards (K.Fuller, A.Hicks).
3-9-SF 47 (4:50) (Shotgun) J.Garoppolo pass short middle intended for L.Murphy INTERCEPTED by K.Fuller at CHI 41. K.Fuller to CHI 41 for no gain (L.Murphy).
The Replay Official reviewed the pass interception ruling, and the play was Upheld. The ruling on the field stands.

Chicago Bears at 4:41

- 1-10-CHI 41 (4:41) (Shotgun) M.Trubisky pass short left to D.Inman to SF 46 for 13 yards (R.Foster).
1-10-SF 46 (4:11) Jo.Howard left end to SF 44 for 2 yards (R.Foster).
2-8-SF 44 (3:35) T.Cohen left tackle to SF 43 for 1 yard (B.Coyle).
3-7-SF 43 (2:55) (Shotgun) M.Trubisky pass incomplete short right to D.Brown.
PENALTY on SF-S.Thomas, Defensive Offside, 5 yards, enforced at SF 43 - No Play.
3-2-SF 38 (2:50) (Shotgun) M.Trubisky pass short middle to K.Wright to SF 27 for 11 yards (K.Williams).
1-10-SF 27 (2:18) Jo.Howard left end to SF 13 for 14 yards (E.Harold).
1-10-SF 13 (1:28) (Shotgun) Jo.Howard left end pushed ob at SF 13 for no gain (A.Colbert).
2-10-SF 13 (1:47) (Shotgun) M.Trubisky pass short left to D.Sims to SF 8 for 5 yards (R.Foster). SF-D.Johnson was injured during the play.

Timeout at 00:29.

- 3-5-SF 8 (1:16) (Shotgun) M.Trubisky pass short middle to D.Inman for 8 yards, TOUCHDOWN.
C.Santos extra point is GOOD, Center-A.DePaola, Holder-P.O'Donnell.

SF 3 CHI 7, 8 plays, 59 yards, 1 penalty, 4:31 drive, 14:50 elapsed

P.O'Donnell kicks 70 yards from CHI 35 to SF -5, V.Bolden to SF 25 for 30 yards (B.Cunningham).

San Francisco 49ers at 0:10, (1st play from scrimmage 0:02)

- 1-10-SF 25 (:02) J.Garoppolo pass short middle to M.Goodwin to SF 45 for 20 yards (C.Pronsinski; K.Fuller).

END OF QUARTER

Table with 4 columns: Score, Time, First Downs, and Efficiencies. Rows for San Francisco 49ers and Chicago Bears.



LAST TIME OUT • FINAL GAME BOOK

Second Quarter

12/3/2017

Play By Play

San Francisco 49ers continued.

- 1-10-SF 45 (15:00) (Shotgun) J.Garoppolo pass short middle to T.Taylor to CHI 38 for 17 yards (E.Jackson). P7
- 1-10-CHI 38 (14:17) (Shotgun) J.Garoppolo pass deep middle to G.Celek to CHI 16 for 22 yards (C.Jones). P8
- 1-10-CHI 16 (13:31) C.Hyde left guard to CHI 13 for 3 yards (J.Bullard).
- 2-7-CHI 13 (12:50) (Shotgun) J.Garoppolo pass incomplete short left to L.Murphy.
- 3-7-CHI 13 (12:42) (Shotgun) J.Garoppolo pass short right to C.Hyde to CHI 9 for 4 yards (K.Fuller).
- 4-3-CHI 9 (12:01) (Field Goal formation) R.Gould 28 yard field goal is GOOD, Center-K.Nelson, Holder-B.Pinion.

Timeout at 11:57.

SF 6 CHI 7, 7 plays, 66 yards, 3:13 drive, 3:03 elapsed

B.Pinion kicks 65 yards from SF 35 to end zone, Touchback.

Chicago Bears at 11:57

- 1-10-CHI 25 (11:57) (Shotgun) M.Trubisky pass incomplete short left to Jo.Howard.
- 2-10-CHI 25 (11:52) (Shotgun) M.Trubisky pass short left to T.Cohen pushed ob at 50 for 25 yards (E.Reid).
PENALTY on CHI-C.Leno, Offensive Holding, 10 yards, enforced at CHI 31.
- 2-14-CHI 21 (11:24) (Shotgun) T.Cohen right guard to CHI 25 for 4 yards (S.Day).
- 3-10-CHI 25 (10:37) (Shotgun) M.Trubisky scrambles left end pushed ob at CHI 34 for 9 yards (R.Foster). Measurement. Chicago challenged the short of the line to gain ruling, and the play was Upheld. The ruling on the field stands. (Timeout #1.) (9:46) (Punt formation) P.O'Donnell punts 49 yards to SF 17, Center-A.DePaola. T.Taylor to SF 24 for 7 yards (S.McMamis).
PENALTY on SF-G.Mabin, Illegal Block Above the Waist, 9 yards, enforced at SF 17.
- 4-1-CHI 34

Timeout at 09:37.

San Francisco 49ers at 9:37

- 1-10-SF 8 (9:37) J.Garoppolo pass short right to G.Kittle pushed ob at SF 19 for 11 yards (E.Jackson).
PENALTY on SF-K.Bourne, Illegal Block Above the Waist, 9 yards, enforced at SF 19.
- 1-8-SF 10 (9:05) M.Breida left tackle to SF 16 for 6 yards (J.Bullard; C.Jones).
- 2-2-SF 16 (8:42) (No Huddle) M.Breida left end to SF 17 for 1 yard (M.Unrein).
- 3-1-SF 17 (8:02) (Shotgun) J.Garoppolo pass short left to T.Taylor to SF 24 for 7 yards (D.Trevathan). P9
- 1-10-SF 24 (7:35) (No Huddle) J.Garoppolo sacked at SF 13 for -11 yards (L.Houston).
- 2-21-SF 13 (6:51) (Shotgun) J.Garoppolo pass incomplete deep left to G.Celek.
- 3-21-SF 13 (6:46) (Shotgun) J.Garoppolo pass short left to M.Breida to SF 17 for 4 yards (D.Trevathan).
- 4-17-SF 17 (6:12) (Punt formation) B.Pinion punts 44 yards to CHI 39, Center-K.Nelson. T.Cohen for 61 yards, TOUCHDOWN.

Chicago Bears at 5:49

C.Santos extra point is GOOD, Center-A.DePaola, Holder-P.O'Donnell.

Timeout at 05:49.

SF 6 CHI 14, 0 plays, 61 yards, 0:00 drive , 9:11 elapsed

P.O'Donnell kicks 65 yards from CHI 35 to end zone, Touchback.

San Francisco 49ers at 5:49

- 1-10-SF 25 (5:49) M.Breida left end to SF 30 for 5 yards (P.Amukamara).
- 2-5-SF 30 (5:08) (Shotgun) J.Garoppolo pass short left to M.Goodwin ran ob at SF 37 for 7 yards. P10
- 1-10-SF 37 (4:40) C.Hyde right end to CHI 49 for 14 yards (C.Pronsinski). R11
- 1-10-CHI 49 (4:11) (No Huddle) J.Garoppolo pass deep middle to M.Goodwin to CHI 31 for 18 yards (P.Amukamara) [A.Hicks]. P12
- 1-10-CHI 31 (3:37) (No Huddle) M.Breida left end pushed ob at CHI 28 for 3 yards (C.Jones).
- 2-7-CHI 28 (3:01) M.Breida right guard to CHI 26 for 2 yards (N.Kwiatkoski).
- 3-5-CHI 26 (2:20) (Shotgun) J.Garoppolo pass short right to T.Taylor pushed ob at CHI 16 for 10 yards (K.Fuller). P13

Two-Minute Warning

- 1-10-CHI 16 (2:00) (Shotgun) J.Garoppolo pass short middle to G.Kittle to CHI 7 for 9 yards (D.Trevathan).
- 2-1-CHI 7 (1:20) (Shotgun) C.Hyde right end to CHI 7 for no gain (K.Fuller).
- 3-1-CHI 7 (:39) (Shotgun) *PENALTY on SF-G.Kittle, False Start, 5 yards, enforced at CHI 7 - No Play.*
Timeout #1 by SF at 00:39.
- 3-6-CHI 12 (:39) (Shotgun) *PENALTY on SF-M.Goodwin, False Start, 5 yards, enforced at CHI 12 - No Play.*
- 3-11-CHI 17 (:39) (Shotgun) J.Garoppolo pass incomplete deep right to G.Kittle.
- 4-11-CHI 17 (:29) (Field Goal formation) R.Gould 35 yard field goal is GOOD, Center-K.Nelson, Holder-B.Pinion.

SF 9 CHI 14, 11 plays, 58 yards, 5:25 drive, 14:36 elapsed

B.Pinion kicks 65 yards from SF 35 to end zone, Touchback.

Chicago Bears at 0:24

- 1-10-CHI 25 (:24) (Shotgun) M.Trubisky pass short left to T.Cohen to CHI 27 for 2 yards (K.Williams).

END OF QUARTER

	Score	Time Poss	First Downs					Efficiencies	
			R	P	X	T	3 Down	4 Down	
San Francisco 49ers	9	12:16	1	6	0	7	2/5	0/0	
Chicago Bears	14	2:44	0	0	0	0	0/1	0/0	



LAST TIME OUT • FINAL GAME BOOK

Third Quarter

12/3/2017

Play By Play

CHI elects to Receive, and SF elects to defend the South goal.
B.Pinion kicks 65 yards from SF 35 to end zone, Touchback.

Chicago Bears at 15:00

- 1-10-CHI 25 (15:00) Jo.Howard right end pushed ob at CHI 25 for no gain (A.Witherspoon).
2-10-CHI 25 (14:41) Jo.Howard left end to CHI 34 for 9 yards (E.Mitchell).
3-1-CHI 34 (13:53) (Shotgun) Jo.Howard left guard to CHI 36 for 2 yards (D.Johnson).
1-10-CHI 36 (13:13) M.Trubisky scrambles left end to CHI 40 for 4 yards (R.Foster).
2-6-CHI 40 (12:31) (Shotgun) M.Trubisky pass incomplete short middle to D.Sims.
3-6-CHI 40 (12:26) (Shotgun) M.Trubisky pass short middle to K.Wright to SF 46 for 14 yards (A.Colbert).
1-10-SF 46 (11:48) Jo.Howard left guard to SF 44 for 2 yards (S.Day).
2-8-SF 44 (11:09) (Shotgun) Direct snap to Jo.Howard. Jo.Howard right tackle to SF 42 for 2 yards (S.Day).
3-6-SF 42 (10:31) (Shotgun) M.Trubisky pass incomplete short right to J.Bellamy [S.Thomas].
4-6-SF 42 (10:26) (Punt formation) P.O'Donnell punts 28 yards to SF 14, Center-A.DePaola, downed by CHI-C.Jones.

Timeout at 10:16.

San Francisco 49ers at 10:16

- 1-10-SF 14 (10:16) J.Garoppolo pass short left to M.Goodwin pushed ob at SF 22 for 8 yards (P.Amukamam).
2-2-SF 22 (9:44) C.Hyde right end to SF 25 for 3 yards (A.Hicks).
1-10-SF 25 (9:17) J.Garoppolo pass short middle to L.Murphy to SF 41 for 16 yards (C.Jones; E.Jackson) [A.Hicks].
1-10-SF 41 (8:51) (No Huddle) C.Hyde left guard to SF 43 for 2 yards (D.Trevathan).
2-8-SF 43 (8:19) M.Breida right end to 50 for 7 yards (C.Jones).
3-1-50 (7:37) J.Garoppolo up the middle to CHI 49 for 1 yard (A.Hicks).
1-10-CHI 49 (6:39) J.Garoppolo FUMBLES (Aborted) at 50, and recovers at 50. J.Garoppolo to 50 for no gain (D.Trevathan).
2-11-50 (5:57) M.Breida right guard to CHI 47 for 3 yards (J.Jenkins).
3-8-CHI 47 (5:15) (Shotgun) J.Garoppolo pass short middle to M.Goodwin to CHI 37 for 10 yards (M.Cooper).
1-10-CHI 37 (4:56) (No Huddle) C.Hyde left tackle to CHI 35 for 2 yards (R.Robertson-Harris).
2-8-CHI 35 (4:22) C.Hyde right guard to CHI 35 for no gain (E.Goldman).
3-8-CHI 35 (3:36) (Shotgun) J.Garoppolo pass short middle to T.Taylor to CHI 20 for 15 yards (C.Prosinski) [S.Acho].
1-10-CHI 20 (2:57) (No Huddle) C.Hyde right tackle to CHI 16 for 4 yards (L.Houston).
2-6-CHI 16 (2:18) J.Garoppolo pass incomplete short right to L.Murphy.
3-6-CHI 16 (2:12) (Shotgun) J.Garoppolo pass incomplete short left to K.Bourne.
4-6-CHI 16 (2:00) (Field Goal formation) R.Gould 34 yard field goal is GOOD, Center-K.Nelson, Holder-B.Pinion.

Timeout at 01:57.

SF 12 CHI 14, 16 plays, 70 yards, 8:19 drive, 13:03 elapsed

B.Pinion kicks 65 yards from SF 35 to end zone, Touchback.

Timeout at 01:57.

Chicago Bears at 1:57

- 1-10-CHI 25 (1:57) (Shotgun) M.Trubisky FUMBLES (Aborted) at CHI 20, and recovers at CHI 19. M.Trubisky to CHI 19 for no gain (E.Harold).
2-16-CHI 19 (1:17) (Shotgun) M.Trubisky pass short right to T.Cohen to CHI 29 for 10 yards (R.Foster).
3-6-CHI 29 (1:40) (Shotgun) M.Trubisky sacked at CHI 20 for -9 yards (C.Marsh). FUMBLES (C.Marsh), and recovers at CHI 15. M.Trubisky to CHI 15 for no gain (E.Dumervil).

END OF QUARTER

Table with columns: Score, Time, First Downs (R, P, X, T), and Efficiencies (3 Down, 4 Down). Rows for San Francisco 49ers and Chicago Bears.



LAST TIME OUT • FINAL GAME BOOK

Fourth Quarter

12/3/2017

Play By Play

Chicago Bears continued.

4-20-CHI 15 (15:00) (Punt formation) P.O'Donnell punts 39 yards to SF 46, Center-A.DePaola. T.Taylor to SF 48 for 2 yards (S.McManis).

Timeout at 14:50.

San Francisco 49ers at 14:50

1-10-SF 48 (14:50) C.Hyde left end to CHI 47 for 5 yards (P.Amukamara).
 2-5-CHI 47 (14:27) (No Huddle) J.Garoppolo sacked at SF 49 for -4 yards (C.Jones).
 3-9-SF 49 (13:45) (Shotgun) J.Garoppolo pass short right to T.Taylor to CHI 41 for 10 yards (C.Jones). P19
1-10-CHI 41 (12:59) J.Garoppolo pass short right to M.Goodwin to CHI 33 for 8 yards (K.Fuller).
 2-2-CHI 33 (12:20) M.Breida right guard to CHI 30 for 3 yards (J.Jenkins).
 PENALTY on SF-G.Celek, Illegal Block Above the Waist, 10 yards, enforced at CHI 33 - No Play.
 2-12-CHI 43 (11:48) M.Breida right guard to CHI 45 for -2 yards (C.Jones).
 3-14-CHI 45 (11:01) (Shotgun) J.Garoppolo pass incomplete deep right to L.Murphy.
 4-14-CHI 45 (10:56) (Punt formation) B.Pinion punts 28 yards to CHI 17, Center-K.Nelson. T.Cohen pushed ob at SF 16 for 67 yards (E.Lee).
 PENALTY on CHI-B.Braunacker, Illegal Block Above the Waist, 10 yards, enforced at CHI 24.

Timeout at 10:39.

Chicago Bears at 10:39

1-10-CHI 14 (10:39) Jo.Howard left end to CHI 15 for 1 yard (E.Harold).
 2-9-CHI 15 (10:03) (Shotgun) M.Trubisky pass short right to T.Cohen to CHI 36 for 21 yards (B.Coyle). P7
1-10-CHI 36 (9:17) Jo.Howard left end to CHI 37 for 1 yard (S.Thomas).
 2-9-CHI 37 (8:35) M.Trubisky pass short right to J.Bellamy to CHI 41 for 4 yards (K.Williams).
 3-5-CHI 41 (8:03) (Shotgun) M.Trubisky pass short middle to D.Brown to SF 46 for 13 yards (R.Foster). P8
1-10-SF 46 (7:25) Jo.Howard right end pushed ob at SF 43 for 3 yards (E.Reid).
 2-7-SF 43 (6:50) M.Trubisky pass short left to Jo.Howard to SF 48 for -5 yards (E.Reid).
 3-12-SF 48 (6:06) (Shotgun) M.Trubisky scrambles left end pushed ob at SF 42 for 6 yards (A.Colbert).
 4-6-SF 42 (5:35) (Punt formation) P.O'Donnell punts 34 yards to SF 8, Center-A.DePaola, fair catch by T.Taylor.

Timeout at 05:27.

San Francisco 49ers at 5:27

1-10-SF 8 (5:27) J.Garoppolo pass short right to M.Goodwin to SF 21 for 13 yards (L.Houston). P20
1-10-SF 21 (4:42) (No Huddle) M.Breida left end to SF 27 for 6 yards (J.Jenkins; C.Jones).
 2-4-SF 27 (4:17) (No Huddle) J.Garoppolo pass short left to K.Juszczyk to SF 30 for 3 yards (D.Trevathan). CHI-D.Trevathan was injured during the play.

Timeout at 04:03.

3-1-SF 30 (3:55) (Shotgun) C.Hyde right end to SF 48 for 18 yards (C.Jones). R21
1-10-SF 48 (3:11) J.Garoppolo pass short right to K.Juszczyk to SF 49 for 1 yard (C.Jones).
 2-9-SF 49 (2:21) (Shotgun) J.Garoppolo pass incomplete short middle to C.Hyde.
 3-9-SF 49 (2:17) (Shotgun) J.Garoppolo pass deep middle to T.Taylor to CHI 18 for 33 yards (E.Jackson). P22

Two-Minute Warning

1-10-CHI 18 (2:00) M.Breida right end to CHI 14 for 4 yards (J.Bullard).
 Timeout #1 by CHI at 01:52.
 Timeout #2 by SF at 01:52.
 2-6-CHI 14 (1:52) J.Garoppolo pass short right to C.Hyde ran ob at CHI 10 for 4 yards.
 Timeout #3 by SF at 01:46.
 3-2-CHI 10 (1:46) K.Juszczyk right guard to CHI 7 for 3 yards (D.Trevathan; E.Goldman). R23
 Timeout #2 by CHI at 01:40.
1-7-CHI 7 (1:40) C.Hyde right tackle to CHI 3 for 4 yards (D.Trevathan).
 Timeout #3 by CHI at 01:34.
 2-3-CHI 3 (1:34) C.Hyde right guard to CHI 5 for -2 yards (J.Bullard).
 3-5-CHI 5 (5:0) J.Garoppolo kneels to CHI 6 for -1 yards.
 4-6-CHI 6 (08) (Field Goal formation) R.Gould 24 yard field goal is GOOD, Center-K.Nelson, Holder-B.Pinion.

SF 15 CHI 14, 14 plays, 86 yards, 5:23 drive, 14:56 elapsed

R.Gould kicks 40 yards from SF 35 to CHI 25, J.Bellamy (didn't try to advance) to CHI 22 for -3 yards. Lateral to T.Cohen to CHI 24 for 2 yards. T.Cohen pass incomplete short right to E.Jackson.

PENALTY on CHI-T.Cohen, Illegal Forward Pass, 0 yards, enforced at CHI 24.

END OF QUARTER

	Score	Time	First Downs					Efficiencies	
			R	P	X	T	3 Down	4 Down	
San Francisco 49ers	15	9:34	2	3	0	5	4/6	0/0	
Chicago Bears	14	5:26	0	2	0	2	1/2	0/0	



LAST TIME OUT - FINAL GAME BOOK

Miscellaneous Statistics Report

San Francisco 49ers vs Chicago Bears
12/3/2017 at Soldier Field

Ten Longest Plays for San Francisco 49ers

Yards	Qtr	Play Start	Play Description
33	4	3-9-SF 49	(2:17) (Shotgun) J.Garoppolo pass deep middle to T.Taylor to CHI 18 for 33 yards (E.Jackson).
22	2	1-10-CHI 38	(14:17) (Shotgun) J.Garoppolo pass deep middle to G.Celek to CHI 16 for 22 yards (C.Jones).
20	1	1-10-SF 25	(:02) J.Garoppolo pass short middle to M.Goodwin to SF 45 for 20 yards (C.Prosinski; K.Fuller).
18	2	1-10-CHI 49	(4:11) (No Huddle) J.Garoppolo pass deep middle to M.Goodwin to CHI 31 for 18 yards (P.Amukamara) [A.Hicks].
18	4	3-1-SF 30	(3:55) (Shotgun) C.Hyde right end to SF 48 for 18 yards (C.Jones).
17	1	2-17-CHI 26	(9:52) (Shotgun) J.Garoppolo scrambles right end pushed ob at CHI 18 for 8 yards (R.Robertson-Harris). PENALTY on CHI-R.Robertson-Harris, Unnecessary Roughness, 9 yards, enforced at CHI 18.
17	2	1-10-SF 45	(15:00) (Shotgun) J.Garoppolo pass short middle to T.Taylor to CHI 38 for 17 yards (E.Jackson).
16	1	1-10-50	(12:38) J.Garoppolo pass short left to K.Juszczyk to CHI 34 for 16 yards (E.Jackson).
16	3	1-10-SF 25	(9:17) J.Garoppolo pass short middle to L.Murphy to SF 41 for 16 yards (C.Jones; E.Jackson) [A.Hicks].
15	1	3-10-SF 25	(14:12) (Shotgun) J.Garoppolo pass short right to M.Goodwin to SF 40 for 15 yards (C.Prosinski).

Ten Longest Plays for Chicago Bears

Yards	Qtr	Play Start	Play Description
21	4	2-9-CHI 15	(10:03) (Shotgun) M.Trubisky pass short right to T.Cohen to CHI 36 for 21 yards (B.Coyle).
14	1	1-10-SF 27	(2:18) Jo.Howard left end to SF 13 for 14 yards (E.Harold).
14	3	3-6-CHI 40	(12:26) (Shotgun) M.Trubisky pass short middle to K.Wright to SF 46 for 14 yards (A.Colbert).
13	1	1-10-CHI 41	(4:41) (Shotgun) M.Trubisky pass short left to D.Inman to SF 46 for 13 yards (R.Foster).
13	4	3-5-CHI 41	(8:03) (Shotgun) M.Trubisky pass short middle to D.Brown to SF 46 for 13 yards (R.Foster).
11	1	3-2-SF 38	(2:50) (Shotgun) M.Trubisky pass short middle to K.Wright to SF 27 for 11 yards (K.Williams).
10	3	2-16-CHI 19	(1:17) (Shotgun) M.Trubisky pass short right to T.Cohen to CHI 29 for 10 yards (R.Foster).
9	2	3-10-CHI 25	(10:37) (Shotgun) M.Trubisky scrambles left end pushed ob at CHI 34 for 9 yards (R.Foster). Measurement.
9	3	2-10-CHI 25	(14:41) Jo.Howard left end to CHI 34 for 9 yards (E.Mitchell).
8	1	3-5-SF 8	(:16) (Shotgun) M.Trubisky pass short middle to D.Inman for 8 yards, TOUCHDOWN.

Touchdown Scoring Information

	Offense	Defense	Special Teams
VISITOR San Francisco 49ers	0	0	0
HOME Chicago Bears	1	0	1

Player Scoring Information

Club	Player	TD	Rush TD	Rec TD	KO TD	Punt TD	Int TD	Fum TD	Misc TD	FG	XP	2Pt Rush	2Pt Rec	Sfty	Points
SF	R.Gould	0	0	0	0	0	0	0	0	5	0	0	0	0	15
CHI	D.Inman	0	0	1	0	0	0	0	0	0	0	0	0	0	6
CHI	T.Cohen	0	0	0	0	1	0	0	0	0	0	0	0	0	6
CHI	C.Santos	0	0	0	0	0	0	0	0	0	2	0	0	0	2

Possession Detail

	First Half		Second Half		Game	
	Visitor	Home	Visitor	Home	Visitor	Home
Largest Lead	3	8	1	2	3	8
Drives Leading	1	2	0	3	1	5
Time of Possession Leading	1:40	2:44	0:00	12:03	1:40	14:47
Largest Deficit	-8	-3	-2	-1	-8	-3
Drives Trailing	3	2	3	1	6	3
Time of Possession Trailing	12:26	6:22	17:53	0:04	30:19	6:26
Times Score Tied Up		0		0		0
Lead Changes		2		1		3



LAST TIME OUT · FINAL GAME BOOK

Playtime Percentage

Percent of playtime per player on offense, defense and special teams

San Francisco 49ers				Chicago Bears			
	Offense	Defense	Special Teams		Offense	Defense	Special Teams
J Staley	T	75 100%	5 22%	C Leno	T	37 100%	2 9%
L Tomlinson	G	75 100%	5 22%	J Sitton	G	37 100%	2 9%
D Kilgore	C	75 100%	5 22%	B Massie	T	37 100%	2 9%
B Fusco	G	75 100%	5 22%	C Whitehair	C	37 100%	
T Brown	T	75 100%		M Trubisky	QB	37 100%	
J Garoppolo	QB	75 100%		D Inman	WR	35 95%	
M Goodwin	WR	58 77%		J Bellamy	WR	30 81%	2 9%
G Celek	TE	52 69%	10 43%	D Sims	TE	25 68%	2 9%
C Hyde	RB	50 67%		J Howard	RB	22 59%	
L Murphy	WR	42 56%		T Compton	T	21 57%	1 4%
K Juszczyk	FB	40 53%	2 9%	K Wright	WR	20 54%	
T Taylor	WR	31 41%	5 22%	T Cohen	RB	16 43%	8 35%
G Kittle	TE	27 36%		K Long	G	16 43%	1 4%
K Bourne	WR	25 33%		D Brown	TE	11 30%	16 70%
M Breida	RB	24 32%	2 9%	A Shaheen	TE	9 24%	8 35%
A Robinson	WR	18 24%	11 48%	M Burton	FB	9 24%	5 22%
L Paulsen	TE	8 11%	8 35%	B Cunningham	RB	7 19%	16 70%
A Witherspoon	CB		7 30%	M Wheaton	WR	1 3%	
A Colbert	FS		5 22%	S Acho	LB		75 100%
E Reid	SS		4 17%	E Jackson	LB		75 100%
R Foster	LB		3 13%	C Pronski	FS		75 100%
D Johnson	CB		11 48%	K Fuller	CB		75 100%
S Thomas	DE		5 22%	P Amukamara	CB		74 99%
B Coyle	LB		3 13%	A Hicks	DE		70 93%
D Buckner	DT		5 22%	L Houston	LB		68 91%
L Douzable	DE		1 4%	D Trevathan	LB		66 88%
E Mitchell	DT		3 13%	C Jones	LB		52 69%
K Williams	CB		2 9%	J Bullard	DE		42 56%
E Harold	LB		8 35%	E Goldman	NT		42 56%
S Day	DT			C LeBlanc	CB		30 40%
E Dumervil	DE		2 9%	J Jenkins	NT		22 29%
R Blair	DT			R Robertson-Harris	DE		21 28%
C Marsh	DE		15 65%	M Unrein	DE		15 20%
L Hall	CB		8 35%	N Kwiatkoski	LB		12 16%
G Mabin	CB		12 52%	P McPhee	LB		7 9%
D Watson	LB		15 65%	S McManis	CB		3 4%
E Lee	LB		13 57%	M Cooper	CB		1 1%
D McCoil	FS		13 57%	J Timu	LB		21 91%
M Nzeocha	LB		13 57%	J Anderson	LB		16 70%
B Pinion	P		12 52%	B Braunecker	TE		16 70%
V Bolden	WR		12 52%	P O'Donnell	P		10 43%
K Nelson	LS		7 30%	D Hall	CB		9 39%
R Gould	K		6 26%	A DePaola	LS		7 30%
D Williams	T		5 22%	B Sowell	T		2 9%
Z Beadles	G		5 22%	C Santos	K		2 9%



2017 GAME RECAPS



WEEK 1
Falcons 23, Bears 17
Soldier Field (61,857)
Sunday, Sept. 10, 2017

ATLANTA	3	7	3	10	23
CHICAGO	0	10	0	7	17

FIRST QUARTER

Falcons 7:56 Bryant 48 yd. Field Goal

SECOND QUARTER

Bears 14:55 Barth 54 yd. Field Goal
 Falcons 4:29 Freeman 5 yd. run (Bryant kick)
 Bears 0:14 Howard 4 yd. run (Barth kick)

THIRD QUARTER

Falcons 2:10 Bryant 28 yd. Field Goal

FOURTH QUARTER

Falcons 11:55 Hooper 88 yd. pass from Ryan
 (Bryant kick)
 Bears 7:26 Cohen 19 yd. pass from Glennon
 (Barth kick)
 Falcons 3:24 Bryant 37 yd. Field Goal

	FALCONS	BEARS
First Downs.....	18	20
3rd Down	5-11	5-13
Total Net Yards	372	301
Off Plays	55	63
Avg Gain	6.8	4.8
Rushing Net.....	64	125
Passing Net	308	176
Penalties (Yds).....	8 (73)	4 (40)
Turnovers.....	0	0
Punts (Avg).....	3 (59.3)	5 (48.8)
TDs	2	2
FGs.....	3-3	1-1
TO Remain.....	1	0
Time of Poss.....	30:34	29:26

PASSING LEADERS

FALCONS - Ryan 21-30-0, 321 yds, 1 TD.
BEARS - Glennon 26-40-0, 213 yds, 1 TD.

RUSHING LEADERS

FALCONS - Freeman 12-37, 1 TD; Coleman 8-16.
BEARS - Cohen 5-66; Howard 13-52, 1 TD; Burton 1-7.

RECEIVING LEADERS

FALCONS - Hooper 2-128, 1 TD; Jones 4-66; Sanu 6-47; Coleman 4-42; Gabriel 3-36.
BEARS - Cohen 8-47, 1 TD; Miller 4-39; Wright 3-34; Sims 2-31; Bellamy 3-27; Howard 3-14; White 2-6; Thompson 1-15.

The Bears came tantalizingly close to pulling off a dramatic upset of the defending NFC champion Falcons in the season opener at Soldier Field.

But four failed attempts by the Chicago offense to score the go-ahead touchdown from the 5-yard line in the final seconds enabled Atlanta to escape with a 23-17 win.

After three straight incompletions, quarterback Mike Glennon was sacked from behind by defensive end Brooks Reed with :03 remaining. Glennon had completed 7 of 11 passes for 54 yards on the drive to reach the 5 with :21 left, including a 14-yard strike to Joshua Bellamy on 4th and 3 from the Falcons' 42.

Rookie running back Tarik Cohen had a breakout performance in his NFL debut, rushing for 66 yards on five carries and catching eight passes for 47 yards. The fourth-round draft pick had a nifty 46-yard run, a 19-yard touchdown catch and a 17-yard punt return.

The Falcons led 3-0 before the Bears tied it 3-3 on Connor Barth's 54-yard field goal on the first play of the second quarter. The 10-play, 41-yard drive was sustained by Glennon's 15-yard pass to Deonte Thompson on third-and-eight.

Devonta Freeman's 5-yard TD dash around left end gave the Falcons a 10-3 lead with 4:29 left in the second quarter. The 11-play, 83-yard drive was highlighted by Matt Ryan completions of 18 and 25 yards to Julio Jones and 18 yards to Taylor Gabriel. The Atlanta quarterback completed 21 of 30 passes for 321 yards with one TD.

The Bears answered, tying the score 10-10 on Jordan Howard's 5-yard TD run. Lining up in the Wildcat formation, Cohen took the shotgun snap and handed off to Howard, who dashed around right end and picked up a block from Glennon, who was lined up wide on the play.

All seven plays on the 75-yard drive were runs, with the longest a 46-yard scamper by Cohen, who took a handoff to his left, reversed field and burst between two defenders.

The Falcons scored the game's next 10 points to take a 20-10 lead. Matt Bryant's 28-yard field goal made it 13-10 late in the third quarter. The Bears seemingly had forced Atlanta to punt following a third-down incompleton. But a roughing-the-passer penalty on Hicks sustained the drive.

The Falcons then widened the margin to 20-10 on Ryan's 88-yard touchdown pass to Austin Hooper. The Bears defense lined up late on the play and left the tight end uncovered down the middle of the field.

The Bears answered on their next drive as Glennon completed 7 of 9 passes for 70 yards, including a 19-yard TD to Cohen, to cut the deficit to 20-17 with 7:26 left in the fourth quarter. But the Falcons increased their lead to 23-17 on Bryant's 37-yard field goal with 3:24 to play and then held off the Bears on their final possession to secure the victory.



2017 GAME RECAPS



WEEK 2
Buccaneers 29, Bears 7
 Raymond James Stadium (56,640)
 Sunday, Sept. 17, 2017

CHICAGO	0	0	0	7	7
TAMPA BAY	10	16	0	3	29

FIRST QUARTER

Bucs	8:58	Folk 42 yd. Field Goal
Bucs	0:10	Evans 13 yd. pass from Winston (Folk kick)

SECOND QUARTER

Bucs	7:30	Rodgers 1 yd. run (Folk kick)
Bucs	4:09	McClain 47 yd. INT return (kick failed),
Bucs	0:00	Folk 50 yd. Field Goal

FOURTH QUARTER

Bucs	12:26	Folk 23 yd. Field Goal
Bears	1:43	Thompson 14 yd. pass from Glennon (Barth kick)

	BEARS	BUCS
First Downs.....	19	22
3rd Down	7-14	8-15
Total Net Yards	310	311
Off Plays	62	67
Avg Gain	5.0	4.6
Rushing Net.....	20	117
Passing Net	290	194
Penalties (Yds).....	8 (59)	4 (34)
Turnovers	4	1
Punts (Avg).....	3 (56.0)	3 (48.7)
TDs	1	3
FGs.....	0-0	3-3
TO Remain.....	3	2
Time of Poss.....	26:49	33:11

PASSING LEADERS

BEARS - Glennon 31-45-2, 301 yds, 1 TD.
BUCS - Winston 18-30-0, 204 yds, 1 TD.

RUSHING LEADERS

BEARS - Cohen 7-13; Howard 9-7.
BUCS - Rodgers 19-67, 1 TD; Barber 10-47.

RECEIVING LEADERS

BEARS - Wright 7-69; Thompson 4-57, 1 TD; Cohen 8-55; Bellamy 4-51; Miller 6-42; Gentry 2-27.
BUCS - Evans 7-93, 1 TD; Jackson 3-39; Brate 2-24; Humphries 2-18; Howard 1-17.

After not committing any turnovers in last week's season opener against the Falcons, the Bears coughed up the ball four straight times to begin Sunday's game, enabling the Buccaneers to race to a 23-0 second-quarter lead en route to a 29-7 victory at Raymond James Stadium.

Quarterback Mike Glennon accounted for three of the four turnovers with two interceptions—one of which was returned for a touchdown—and a fumble. His stats were decent; he completed 31 of 45 passes for 301 yards with a 76.2 passer rating.

After Nick Folk's 42-yard field gave the Buccaneers a 3-0 lead midway through the opening period, Glennon completed his first six pass attempts for 53 yards. But his seventh throw over the middle intended for tight end Dion Sims was intercepted by linebacker Kwon Alexander, who returned it 22 yards to the Tampa Bay 38.

It appeared that the Buccaneers would go three-and-out when Akiem Hicks stopped running back Charles Sims for no gain on third-and-one. But Tarik Cohen tried to field a bouncing punt while surrounded by two defenders, resulting in a fumble that was recovered by Buccaneers.

On the next play, receiver Mike Evans caught a 13-yard touchdown pass from Jameis Winston on a fade in the right corner of the end zone, beating Marcus Cooper Sr. to give Tampa Bay a 10-0 lead with :10 left in the first quarter.

The Bears then committed their third straight turnover when Glennon fumbled while being sacked by defensive end Noah Spence. The ball popped into the air and was caught by linebacker Lavonte David at the Bears' 35.

The Buccaneers converted the turnover into Jacquizz Rodgers' 1-yard TD run, widening the margin to 17-0 with 7:30 remaining in the half.

Things then went from bad to worse as Glennon's pass intended for Joshua Bellamy along the sideline was intercepted by cornerback Robert McClain and returned 47 yards for a touchdown. Folk missed the extra point, but Tampa Bay led 23-0.

Folk made amends, however, drilling a 50-yard field goal as time expired in the first half to increase the Buccaneers' lead to 26-0. Folk added a 23-yarder early in the fourth quarter to make it 29-0.

The Bears failed to advance into the red zone through the game's first three quarters, but they did so on all three of their possessions in the final period. They turned the ball over on downs twice before Glennon hit Deonte Thompson with a 14-yard touchdown pass in the back left corner of the end zone with 1:43 left in the game.



2017 GAME RECAPS



WEEK 3
Bears 23, Steelers 17 (ot)
Soldier Field (62,172)
Sunday, Sept. 24, 2017

PITTSBURGH	0	7	7	3	0	17
CHICAGO	7	10	0	0	6	23

FIRST QUARTER

Bears 9:09 Howard 3 yd. run (Barth kick)

SECOND QUARTER

Steelers 5:42 Brown 7 yd. pass from Roethlisberger (Boswell kick)
 Bears 0:43 Shaheen 2 yd. pass from Glennon (Barth kick)
 Bears 0:00 Barth 24 yd. Field Goal

THIRD QUARTER

Steelers 6:43 Bell 1 yd. run (Boswell kick)

FOURTH QUARTER

Steelers 8:03 Boswell 32 yd. Field Goal

OVERTIME

Bears 8:27 Howard 19 yd. run

	BEARS	STEELERS
First Downs.....	18	19
3rd Down	4-12	4-11
Total Net Yards	306	282
Off Plays	62	59
Avg Gain	4.9	4.8
Rushing Net.....	222	70
Passing Net	84	212
Penalties (Yds).....	10 (73)	6 (40)
Turnovers	2	2
Punts (Avg).....	6 (44.5)	5 (40.6)
TDs	3	2
FGs.....	1-2	1-2
TO Remain.....	2	1
Time of Poss.....	33:59	27:34

PASSING LEADERS

BEARS - Glennon 15-22-1, 101 yds, 1 TD.
STEELERS - Roethlisberger 22-39, 235 yds, 1 TD.

RUSHING LEADERS

BEARS - Howard 23-138, 2 TD; Cohen 12-78.
STEELERS - Bell 15-61, 1 TD.

RECEIVING LEADERS

BEARS - Howard 5-26; Cohen 4-24; Cunningham 3-23.
STEELERS - Brown 10-110, 1 TD; Smith-Schuster 2-39.

Fueled by a dominant running game and a stingy defense Sunday at Soldier Field, the Bears improved to 1-2 with a stunning 23-17 overtime victory over the Pittsburgh Steelers.

Pro Bowl running back Jordan Howard rushed for 138 yards and two touchdowns on 23 carries, including a game-winning 19-yard TD run with 8:27 remaining in overtime.

Howard's touchdown capped the Bears' first possession of overtime and came two plays after Tarik Cohen had apparently ended the game with a dazzling 73-yard TD run. But after a replay review it was determined that the rookie had stepped out of bounds at the Pittsburgh 37.

With Cohen adding 78 yards on 12 carries, the Bears rushed for 220 yards.

Backed by an opportunistic defense, the Bears led 17-7 at halftime. But the offense committed two turnovers deep in Chicago territory and the Steelers converted the miscues into 10 points, trying the score 17-17 midway through the fourth quarter.

After Pittsburgh recovered a Howard fumble at the Bears' 16, Le'Veon Bell's 1-yard TD run cut the deficit to 17-14 midway through the third quarter. Mike Glennon's pass intended for Zach Miller was then intercepted by safety J.J. Wilcox at the Chicago 21, leading to Chris Boswell's game-tying field goal with 8:03 to play in regulation.

The Bears defense held Bell to 61 yards on 15 rushes and limited Ben Roethlisberger--who completed 22 of 39 passes for 235 yards--to an 82.7 passer rating.

After mustering only one takeaway in their first two games, the Bears generated two in the first quarter Sunday. First, McManis recovered a muffed punt by the Steelers' Eli Rogers at the Pittsburgh 29. That led to Howard's 3-yard touchdown run, which gave the Bears a 7-0 lead.

The defense then generated a second takeaway when Bryce Callahan sacked Roethlisberger on a blitz, forcing a fumble that Akiem Hicks recovered at the 50. But the Bears failed to capitalize on the turnover as Barth missed a 47-yard field goal attempt.

The Steelers tied the game 7-7 on Roethlisberger's 7-yard touchdown pass to Antonio Bryant with 5:42 left in the first half.

Glennon's 2-yard touchdown pass to Adam Shaheen gave the Bears a 14-7 lead with :43 left in the first half. Howard rushed for 36 yards on four carries and Cohen had a 26-yard run on the nine-play, 75-yard drive. The TD was Shaheen's first NFL catch.

Operating a run-oriented attack, Glennon completed 15 of 22 passes for 101 yards with one touchdown, one interception and a 74.2 passer rating.



2017 GAME RECAPS



WEEK 4
Packers 35, Bears 14
 Lambeau Field (78,362)
 Thursday, Sept. 28, 2017

CHICAGO	0	7	0	7	14
GREEN BAY	14	7	7	7	35

FIRST QUARTER

Packers	9:49	Adams 5 yd. pass from Rodgers (Crosby kick)
Packers	8:56	Cobb 2 yd. pass from Rodgers (Crosby kick)

SECOND QUARTER

Packers	4:48	Jones 2 yd. run (Crosby kick)
Bears	0:08	Wright 5 yd. pass from Glennon (Barth kick)

THIRD QUARTER

Packers	4:09	Nelson 4 yd. pass from Rodgers (Crosby kick)
---------	------	----------------------------------------------

FOURTH QUARTER

Packers	14:54	Nelson 8 yd. pass from Rodgers (Crosby kick)
Bears	6:01	Howard 3 yd. run (Barth kick)

	BEARS	PACKERS
First Downs.....	20	17
3rd Down	5-12	7-14
Total Net Yards	308	260
Off Plays	64	53
Avg Gain	4.8	4.9
Rushing Net.....	103	91
Passing Net	205	169
Penalties (Yds).....	8 (62)	7 (55)
Turnovers	4	0
Punts (Avg).....	3 (49.0)	5 (47.6)
TDs	2	5
FGs.....	0-1	0-0
TO Remain.....	3	0
Time of Poss.....	31:51	28:09

PASSING LEADERS

BEARS - Glennon 21-33-2, 218 yds, 1 TD.
PACKERS - Rodgers 18-26-0, 179 yds, 4 TD.

RUSHING LEADERS

BEARS - Howard 18-53, 1 TD; Cunningham 5-26; Cohen 6-24.
PACKERS - Jones 13-49, 1 TD; Montgomery 5-28; Williams 4-11.

RECEIVING LEADERS

BEARS - Wright 4-51, 1 TD; Miller 2-45; Thompson 5-44; Bellamy 3-36; Cohen 4-24; Howard 2-10.
PACKERS - Nelson 4-75, 2 TD; Cobb 4-44, 1 TD; Bennett 6-39; Adams 2-13, 1 TD.

The Bears fell to the Green Bay Packers, 35-14, at Lambeau Field. The Bears offense committed three turnovers in the first half. The Packers converted the miscues into 14 points in jumping to a 21-0 lead.

While Packers quarterback Aaron Rodgers threw four touchdown passes, Bears counterpart Mike Glennon tossed two interceptions and lost two fumbles, though one came on a miscommunication with center Cody Whitehair on a shotgun snap that wasn't entirely Glennon's fault.

Rodgers led the Packers to touchdowns on all five of their red-zone possessions Thursday night. The two-time NFL MVP has now won 13 of the last 14 games he's started and finished against the Bears and has thrown 21 TD passes and just one interception in his last nine contests versus Chicago.

After Rodgers capped the game's opening possession with a 5-yard touchdown pass to Davante Adams, the Bears turned the ball over on their first play from scrimmage. Glennon fumbled when he was sacked by Clay Matthews and Jake Ryan recovered at the Bears' 3.

Three plays later, Rodgers threw his second touchdown pass in a :53 span, a 2-yarder to Randall Cobb that gave the Packers a commanding 14-0 lead with 8:56 left in the first quarter.

The second Bears turnover came when Whitehair surprised Glennon with a shotgun snap and the ball caromed off the quarterback, resulting in a fumble that linebacker Blake Martinez recovered at the Chicago 24.

Later in the half, Glennon's pass over the middle intended for Markus Wheaton was intercepted by Ha-Ha Clinton Dix. Rodgers completed a 58-yard pass to receiver Jordy Nelson, setting up Aaron Jones' 2-yard TD run, giving the Packers a 21-0 lead with 4:48 left in the half.

The Bears responded as Glennon completed 6 of 7 passes for 72 yards, including a 5-yard touchdown to Kendall Wright, cutting the deficit to 21-7 with :08 remaining in the half.

But the Bears couldn't get any closer. After Deonte Thompson dropped a third-down pass early in the third quarter, Connor Barth missed a 47-yard field goal attempt wide right.

The Packers made it 28-7 on Rodgers' 4-yard touchdown pass to Nelson late in the third quarter.

Glennon committed his fourth turnover of the game late in the third quarter when his pass intended for Thompson was intercepted by safety Kentrell Brice.

The Packers converted the turnover as Rodgers tossed his fourth touchdown pass of the night, an 8-yarder to Nelson, making it 35-7 early in the fourth quarter.

Jordan Howard's 3-yard TD run made the score 35-14 with 6:01 remaining in the fourth quarter.



2017 GAME RECAPS



WEEK 5
Vikings 20, Bears 17
Soldier Field (61,834)
Monday, Oct. 9, 2017

MINNESOTA 0 3 14 3 0 20
CHICAGO 2 0 7 8 0 17

FIRST QUARTER

Bears 1:31 Bradford sacked in end zone by Floyd for a Safety

SECOND QUARTER

Vikings 1:02 Forbath 26 yd. Field Goal

THIRD QUARTER

Vikings 8:16 Rudolph 13 yd. pass from Keenum (Forbath kick)

Bears 5:23 Cunningham 38 yd. pass from O'Donnell (Barth kick) (7-75, 2:53)

Vikings 3:31 McKinnon 58 yd. run (Forbath kick)

FOURTH QUARTER

Bears 12:24 Miller 20 yd. pass from Trubisky (Trubisky run)

Vikings 0:12 Forbath 26 yd. Field Goal

Table with 3 columns: Stat, VIKINGS, BEARS. Rows include First Downs, 3rd Down, Total Net Yards, Off Plays, Avg Gain, Rushing Net, Passing Net, Penalties (Yds), Turnovers, Punts (Avg), TDs, FGs, TO Remain, and Time of Poss.

PASSING LEADERS

VIKINGS - Keenum 17-21, 140 yds, 1 TD; Bradford 5-11, 36 yds.

BEARS - Trubisky 12-25, 128 yds, 1 TD, 1 INT; O'Donnell 1-1, 38 yds, 1 TD.

RUSHING LEADERS

VIKINGS - McKinnon 16-95, 1 TD; Murray 12-31; Keenum 1-22; Thielen 1-11.

BEARS - Howard 19-76; Trubisky 3-22; Cohen 6-13.

RECEIVING LEADERS

VIKINGS - McKinnon 6-51; Rudolph 6-45, 1 TD; Thielen 5-34; Murray 2-12; Floyd 1-19; Ham 1-11; Diggs 1-4.

BEARS - Wright 4-46; Miller 3-39, 1 TD; Cunningham 2-43, 1 TD; McBride 1-18; Sims 1-17; Wheaton 1-9.

Mitchell Trubisky provided the spark the Bears were anticipating in his first NFL start, extending plays with his athleticism and throwing accurately on the run. But the second overall pick in the draft also experienced the ups and downs that are common for rookie quarterbacks in a 20-17 loss to the Minnesota Vikings at Soldier Field.

Trubisky valiantly rallied the Bears from a 17-9 deficit early in the fourth quarter, forging a 17-17 tie with a 20-yard touchdown pass to tight end Zach Miller coupled with a two-point conversion run.

But then when the Bears took over at their own 10 with 2:32 to play, Trubisky's pass intended for Miller was intercepted by safety Harrison Smith at the Chicago 28. The pick set up Kai Forbath's game-winning 26-yard field goal with :12 remaining.

The Bears offense committed six penalties in the game's first 20 minutes, including a holding infraction on receiver Markus Wheaton that nullified Jordan Howard's 42-yard touchdown run.

The Bears' seven first-half possessions resulted in six punts and a turnover. On the six drives that ended with punts, the offense faced situations of third-and-20, third-and-12, third-and-12, third-and-15, third-and-13 and third-and-20.

The Bears defense allowed just 55 yards and four first downs in the first half. The unit also generated the first points of the game as Leonard Floyd sacked Sam Bradford in the end zone for a safety, giving the Bears a 2-0 lead late in the first quarter.

The only points the defense allowed in the first half came on Forbath's 26-yard field goal late in the second period—after the Vikings had taken over at the Bears' 13 following a blindside strip/sack of Trubisky by defensive end Everson Griffen.

The Vikings replaced an ineffective Bradford with Case Keenum late in the second quarter and the move paid dividends. Keenum opened the second half by engineering a 13-play, 76-yard drive he capped with a 13-yard touchdown pass to Kyle Rudolph, giving Minnesota a 10-2 lead.

The Bears reached into their bag of tricks, turning a fake punt into a 38-yard touchdown pass from punter Pat O'Donnell to Benny Cunningham. On fourth-and-six, O'Donnell tossed a short pass over the middle to Cunningham, who eluded one tackler and spun away from another to draw the Bears to within 10-9 with 5:23 left in the third quarter.

The Vikings answered less than two minutes later, however, widening the margin to 17-9 on Jerick McKinnon's 58-yard touchdown run against a depleted Bears defense that had lost yet another inside linebacker on the previous possession when John Timu exited with a knee injury.

That set the stage for Trubisky, who rolled to his right and threw into the end zone to Miller, who caught the ball for a touchdown after it had deflected off the hands of safety Andrew Sendejo.



2017 GAME RECAPS


WEEK 6
Bears 27, Ravens 24 (ot)

M&T Bank Stadium (70,616)

Sunday, Oct. 15, 2017

CHICAGO	0	10	7	7	3	27
BALTIMORE	0	3	7	14	0	24

SECOND QUARTER

Bears	10:54	Barth 24 yd. FG
Bears	2:53	Miller 21 yd. pass from Cohen (Barth kick)
Ravens	0:03	Tucker 27 yd. FG

THIRD QUARTER

Bears	6:01	Sims 27 yd. pass from Trubisky (Barth kick)
Ravens	5:47	Rainey 96 yd. KO return (Tucker kick)
Ravens	11:26	Tucker 31 yd. FG

FOURTH QUARTER

Bears	5:08	Amos 90 yd. INT return (Barth kick)
Ravens	2:56	Tucker 50 yd. FG
Ravens	1:37	Campanaro 77 yd. PR (Flacco-Boyle pass)

OVERTIME

Bears	2:06	Barth 40 yd. FG
-------	------	-----------------

	BEARS	RAVENS
First Downs.....	18	16
3rd Down	5-17	3-18
Total Net Yards	342	291
Off Plays	75	70
Avg Gain	4.6	4.2
Rushing Net.....	231	125
Passing Net	111	166
Penalties (Yds).....	5 (44)	8 (69)
Turnovers	2	3
Punts (Avg).....	9 (46.7)	7 (55.0)
TDs	3	2
FGs.....	2-2	3-3
TO Remain	2	1
Time of Poss.....	36:45	31:09

PASSING LEADERS

BEARS - Trubisky 8-16, 113 yds, 1 TD; Cohen 1-1, 21 yds, 1 TD.

RAVENS - Flacco 24-41, 180 yds, 0 TD, 2 INT.

RUSHING LEADERS

BEARS - Howard 36-167; Cohen 14-32; Trubisky 4-32.

RAVENS - Collins 15-74; Allen 10-49; Flacco 1-2.

RECEIVING LEADERS

BEARS - Sims 2-42, 1 TD; Wright 2-36; Miller 2-25, 1 TD; Cohen 1-14; Howard 1-9; Burton 1-8.

RAVENS - Moore 3-44; Wallace 3-30; Watson 6-28; Campanaro 3-24; Allen 3-17; Boyle 2-15; Rainey 2-11.

After losing a 24-13 lead late in Sunday's game in Baltimore, the Bears valiantly rallied for a thrilling 27-24 overtime victory over the Ravens.

Baltimore native Adrian Amos appeared to clinch the win when he returned his first career interception 90 yards for a touchdown, putting the Bears ahead 24-13 with 5:08 to play.

But the Ravens stormed back, climbing to within 24-16 on Justin Tucker's 50-yard field goal with 2:56 left and then tying it 24-24 on Michael Campanaro's 77-yard punt return touchdown coupled with Joe Flacco's two-point conversion pass to Nick Boyle with 1:37 to play.

Things continued to look bleak for the Bears when they started their second possession of overtime at their own 7. But Jordan Howard burst around left end for 53 yards to the Baltimore 40. Mitchell Trubisky followed with an 18-yard pass to Kendall Wright on third-and-11 to the 23, setting up Connor Barth's game-winning 40-yard field goal with 2:06 left in overtime.

Fueled by an opportunistic defense that generated three takeaways and a strong running game that produced 231 yards, the Bears improved to 2-4 by winning on the road for the first time since Dec. 27, 2015 when they beat the Buccaneers 26-21 in Tampa, snapping a 10-game skid.

Facing a rugged Ravens defense, the Bears kept the ball on the ground. Trubisky threw just 16 passes in the game—completing eight for 113 yards and one touchdown with no interceptions—while handing off 50 times to Howard and rookie Tarik Cohen. Howard responded by rushing for a career-high 167 yards on 36 carries, while Cohen added 32 yards on 14 attempts.

Cohen did more than just run the ball Sunday. The versatile fourth-round draft pick lofted a perfect 21-yard touchdown pass to Zach Miller in the right corner of the end zone on a halfback option play, giving the Bears a 10-0 lead with 2:53 remaining in the second quarter.

Trubisky and Dion Sims teamed up for a good throw and a good catch midway through the third quarter that resulted in a 27-yard touchdown, giving the Bears a 17-3 lead.

On the ensuing kickoff, it appeared that Joshua Bellamy tripped up Bobby Rainey. But the Ravens kick returner jumped to his feet and raced 96 yards for a controversial touchdown that closed the gap to 17-10. Referee Ed Hochuli confirmed the call on the field via a replay review.

The Bears followed by committing turnovers on their next two possessions. Cohen lost a fumble at his own 39 and the Ravens turned it into Tucker's 31-yard field goal, drawing to within 17-13. Baltimore then took over at its own 48 following a strip/sack of Trubisky, but Amos saved the day—at least temporarily—with his 90-yard INT return touchdown.

**2017 GAME RECAPS****WEEK 7
Bears 17, Panthers 3****Soldier Field (61,256)
Sunday, Oct. 22, 2017**

CAROLINA	0	3	0	0	3
CHICAGO	7	10	0	0	17

FIRST QUARTER

Bears 8:59 Jackson 75 yd. Fum Ret. (Barth kick)

SECOND QUARTER

Bears 12:28 Jackson 76 yd. INT return (Barth kick)

Panthers 3:18 Gano 36 yd. FG

Bears 1:10 Barth 19 yd. FG

PANTHERS BEARS

First Downs.....	205
3rd Down	6-152-11
Total Net Yards	293153
Off Plays	6937
Avg Gain	4.24.1
Rushing Net.....	10868
Passing Net	18585
Penalties (Yds).....	4 (35)5 (40)
Turnovers	30
Punts (Avg).....	5 (52.6)6 (49.3)
TDs	02
FGs.....	1-11-2
TO Remain	03
Time of Poss.....	38:3521:25

PASSING LEADERS**PANTHERS** - Newton 21-34, 211 yds, 0 TD, 2 INT.**BEARS** - Trubisky 4-7, 107 yds, 0 TD, 0 INT.**RUSHING LEADERS****PANTHERS** - Newton 9-50; Stewart 14-48; McCaffrey 7-10.**BEARS** - Howard 21-65; Trubisky 5-3.**RECEIVING LEADERS****PANTHERS** - Benjamin 3-65; Funchess 4-41; McCaffrey 7-36; Shepard 2-20; Samuel 1-20; Dickson 3-18; Manhertz 1-11.**BEARS** - Cohen 1-70; Miller 2-29; Gentry 1-8.

Rookie safety Eddie Jackson led a dominant defensive performance that carried the Bears to an impressive 17-3 win over the Carolina Panthers.

In scoring the game's only two touchdowns, the fourth-round draft pick made history while also helping the Bears (3-4) record back-to-back victories for the first time since November 2015.

Jackson staked the Bears to a 14-0 second-quarter lead by returning a fumble 75 yards for a touchdown and bringing back an interception 76 yards for a score. In the process, he became the first player in NFL history with two defensive touchdowns of at least 75 yards in a game.

Jackson's two touchdowns were just part of a stellar outing by a Bears defense that generated three takeaways for the second straight week and compiled a season-high five sacks.

"I thought it was a really good team win," said coach John Fox. "It was a good football team that came to town, a team that had a lot of playoff experience and leadership on their football team. It's not always going to be perfect. You've got to give the other team some credit. But I thought as a football team we played well today and well enough to get a decisive win."

The Bears struggled on offense, mustering just one field goal on nine possessions while being held to five first downs, 153 total yards and an 18 percent success rate on third down (2 of 11). With the Bears protecting a 17-3 lead, the offense opened the second half with four straight three-and-outs and had as many complete passes (4) as sacks allowed (4) in the game.

Asked if he's ever won a game in which his team completed only four passes, Fox said: "I've seen a lot. I don't ever like to say I've seen it all because something new will happen. But I've been a part of those games. This is a team game. Sometimes it's going to be one-sided in one way or another. I've seen that before. But at the end of the day you have smiling faces in the locker room and they fought hard for that victory."

Jackson's first touchdown came on the game's opening possession. On first-and-10 from the Bears' 24, Cam Newton faked an inside handoff and pitched to receiver Curtis Samuel, who failed to secure the ball. Jackson scooped it up and raced down the left sideline to the end zone.

Jackson struck again early in the second quarter, swooping in to intercept a Newton pass intended for receiver Kelvin Benjamin that was broken up by Prince Amukamara. The ball caromed high into the air and was caught by Jackson, who deked Newton along the sideline.



2017 GAME RECAPS



WEEK 8
Saints 20, Bears 12
 Mercedes-Benz Superdome (73,192)
 Sunday, Oct. 29, 2017

CHICAGO	0	3	3	6	0	12
NEW ORLEANS	7	7	0	6	0	20

FIRST QUARTER

Saints 11:08 Kamara 8 yd. run (Lutz kick)

SECOND QUARTER

Bears 14:52 Barth 27 yd. Field Goal
 Saints 3:41 Ingram 1 yd. run (Lutz kick)

THIRD QUARTER

Bears 5:42 Barth 44 yd. Field Goal

FOURTH QUARTER

Saints 12:54 Lutz 45 yd. Field Goal
 Bears 3:58 Cohen 1 yd. run (pass failed)
 Saints 1:35 Lutz 49 yd. Field Goal

	BEARS	SAINTS
First Downs.....	17	19
3rd Down	8-17	2-9
Total Net Yards	307	387
Off Plays	65	60
Avg Gain	4.7	6.5
Rushing Net.....	157	101
Passing Net	150	286
Penalties (Yds).....	4 (31)	7 (51)
Turnovers	1	2
Punts (Avg).....	5 (54.0)	4 (51.0)
TDs	1	2
FGs.....	2-3	2-2
TO Remain.....	0	2
Time of Poss.....	28:37	31:23

PASSING LEADERS

BEARS - Trubisky 14-32, 164 yds, 0 TD, 1 INT.

SAINTS - Brees 23-28, 299 yds, 0 TD, 1 INT.

RUSHING LEADERS

BEARS - Howard 23-102; Trubisky 3-53; Cohen 4-2, 1 TD.

SAINTS - Ingram 18-75, 1 TD; Kamara 8-28, 1 TD.

RECEIVING LEADERS

BEARS - McBride 3-92; Wright 2-23; Howard 3-19; Sims 3-15; Brown 1-9; Cohen 1-6.

SAINTS - Thomas 7-77; Ginn 2-68; Coleman 1-54; Kamara 3-48; Hill 3-29; Ingram 6-24.

The Saints escaped with a 20-12 victory, but not before the Bears had threatened to rally from a 17-6 fourth-quarter deficit. After Tarik Cohen's 1-yard touchdown dive closed the gap to 17-12, the Bears defense forced turnovers on back-to-back possessions late in the fourth quarter. But the offense failed to capitalize on both occasions. The unit turned the ball over on downs with 1:51 remaining on a Mitchell Trubisky incomplete pass on fourth-and-one from the Chicago 39—and after a Saints field goal—on a Trubisky interception with 1:11 left.

The Bears seemingly had scored their first touchdown of the game with 5:47 left in the third quarter on Trubisky's 25-yard pass to Zach Miller. The veteran tight end suffered a gruesome dislocated knee on the play and was carted off the field. Adding insult to injury, the TD was overturned to an incomplete pass after referee Carl Cheffers ruled that Miller did not complete the process of the catch because he let go of the ball while writhing in pain on the ground.

The Bears amassed 307 total yards and converted 8-of-17 third-down opportunities (47 percent), but mustered just one touchdown. Cohen's TD was the first by the offense in 25 possessions dating back to the third quarter of the team's Week 6 overtime win in Baltimore.

The Bears left points on the field Sunday, settling for Connor Barth's 27-yard field goal early in the second period after they had first-and-goal at the 6. Barth later hooked a 48-yard attempt wide left with :22 remaining in the first half after Cohen had been dropped for a three-yard loss and Trubisky had been sacked for a loss of five.

Another critical mistake on special teams also cost the Bears points on the game's opening possession. With Wil Lutz attempting a 32-yard field goal on fourth-and-five, Kyle Fuller was penalized for lining up offside, resulting in a first down. The Saints converted the miscue into Alvin Kamara's 8-yard touchdown run to take a 7-0 lead.

Trubisky completed 14 of 32 passes for 164 yards with one interception. His top target was receiver Tre McBride III, who caught three passes for 92 yards. Trubisky also had a 46-yard scramble on third-and-10 that helped set up Cohen's touchdown.

Jordan Howard rushed for 102 yards on 23 carries, including a 50-yard burst from his own 3 that led to Barth's 44-yard field goal, which drew the Bears to within 14-6 in the third quarter.

After generating three takeaways in each of the last two games, the Bears defense gave the offense a chance to rally by forcing two fourth-quarter turnovers Sunday.

First, Jonathan Bullard stripped Mark Ingram and Christian Jones recovered at the Bears' 28 with 7:32 remaining. Later, Adrian Amos ripped the ball away from Ingram and returned the fumble four yards to the Chicago 30 with 2:12 to play.



2017 GAME RECAPS



WEEK 10
Packers 23, Bears 16

Soldier Field (61,285)
Sunday, Nov. 12, 2017

GREEN BAY	3	7	3	10	23
CHICAGO	3	3	0	10	16

FIRST QUARTER

Packers	7:20	Crosby 40 yd. Field Goal
Bears	2:15	Barth 45 yd. Field Goal

SECOND QUARTER

Packers	11:41	Montgomery 37 yd. run (Crosby kick)
Bears	0:00	Barth 44 yd. Field Goal

THIRD QUARTER

Packers	10:16	Crosby 24 yd. Field Goal
---------	-------	--------------------------

FOURTH QUARTER

Packers	13:09	Crosby 50 yd. Field Goal
Bears	10:39	Bellamy 46 yd. pass from Trubisky (Barth kick)
Packers	5:29	Adams 19 yd. pass from Hundley (Crosby kick)
Bears	3:19	Barth 49 yd. Field Goal

	PACKERS	BEARS
First Downs.....	18	14
3rd Down	7-16	4-14
Total Net Yards	342	323
Off Plays	65	57
Avg Gain	5.3	5.7
Rushing Net.....	160	55
Passing Net	182	268
Penalties (Yds).....	5 (35)	8 (78)
Turnovers	0	1
Punts (Avg).....	4 (40.0)	5 (48.2)
TDs	2	1
FGs.....	3-4	3-3
TO Remain.....	0	0
Time of Poss.....	33:53	26:07

PASSING LEADERS

PACKERS - Hundley 18-25, 212 yds, 1 TD, 0 INT
BEARS - Trubisky 21-35, 297 yds, 1 TD, 0 INT

RUSHING LEADERS

PACKERS - Williams 20-67; Montgomery 6-54, 1 TD; Hundley 2-16; Jones 3-12; Cobb 4-8; Ripkowski 2-3.
BEARS - Howard 15-54; Cohen 1-1.

RECEIVING LEADERS

PACKERS - Adams 5-90, 1 TD; Cobb 3-52; Nelson 3-20; Montgomery 2-14; Ripkowski 1-12; Kendrick 1-9; Rodgers 1-8; Williams 1-7; Jones 1-0.
BEARS - Inman 6-88; Bellamy 2-57, 1 TD; Wright 5-46; Shaheen 2-39; Cunningham 3-32; Brown 2-23; Cohen 1-10.

The Bears fell to the Packers, 23-16, on a dreary, rainy afternoon along Chicago's lakefront.

The Bears offense compiled 323 yards but mustered only one touchdown, while the defense allowed Brett Hundley to complete 18 of 25 passes for 212 yards with one touchdown.

Trailing 23-16, the Bears had an opportunity to send the game into overtime after Mason Crosby missed a 35-yard field goal attempt following a botched hold with 1:02 left in the game. But they turned the ball over on downs at their own 43 with :28 to play.

The Bears shot themselves in the foot repeatedly. They committed 11 penalties—seven of which were accepted—in the first half alone.

The key play in the game occurred midway through the second quarter. With the Bears trailing 10-3, Benny Cunningham caught a screen pass from the Green Bay 25 and weaved through defenders before eventually diving for the pylon.

Cunningham was ruled out of bounds at the 2. The Bears challenged the call, believing that he had touched the ball to the pylon before his knee landed out of bounds. But after a replay review, referee Tony Corrente ruled that Cunningham had lost the ball an instant before it touched the pylon, and the Packers were awarded a touchback.

On Sunday, Crosby's third field goal, a 50-yarder, gave Green Bay a 16-6 lead early in the fourth.

But the drought ended when Mitchell Trubisky lofted a perfect 46-yard touchdown pass to receiver Joshua Bellamy, who beat cornerback Davon House with a double move to cut the deficit to 16-13 with 10:39 remaining in the game.

But the Packers answered with an eight-play, 75-yard drive that was capped by Hundley's 19-yard TD pass to receiver Davante Adams, widening the margin to 23-13.

Trubisky completed 21 of 35 passes for a career-high 297 yards with one TD, no interceptions and a 97.0 passer rating. He was also sacked five times.

In his first game since being acquired by the Bears in a trade with the Chargers Oct. 26, receiver Dontrelle Inman had a team-leading six receptions for 88 yards. But he dropped a slightly-high-but-catchable pass over the middle on the Bears' final drive that would have resulted in a first down in Green Bay territory.

The Packers not only played without Rodgers, who is out indefinitely with a broken right collarbone, but they lost top running backs Aaron Jones (knee) and Ty Montgomery (ribs) to injuries Sunday. Montgomery exited after rushing for 54 yards on six carries, including a 37-yard TD that gave Green Bay a 10-3 second-quarter lead. Third-string back Jamaal Williams rushed for 67 yards on 20 carries.



2017 GAME RECAPS



WEEK 11
Lions 27, Bears 24
 Soldier Field (60,635)
 Sunday, Nov. 19, 2017

DETROIT	0	21	0	6	27
CHICAGO	10	7	0	7	24

FIRST QUARTER

Bears	8:21	Barth 23 yd. Field Goal
Bears	3:23	Shaheen 1 yd. pass from Trubisky (Barth kick)

SECOND QUARTER

Lions	14:00	Hayden 27 yd. fumble ret (Prater kick)
Bears	8:30	Howard 12 yd. run (Barth kick)
Lions	5:17	M. Jones 28 yd. pass from Stafford (Prater kick)
Lions	0:20	Abdullah 2 yd. pass from Stafford (Prater kick)

FOURTH QUARTER

Lions	10:01	Prater 27 yd. Field Goal
Bears	5:02	Cohen 15 yd. run (Barth kick)
Lions	1:35	Prater 52 yd. Field Goal

	LIONS	BEARS
--	--------------	--------------

First Downs.....	20	24
3rd Down	3-10	3-9
Total Net Yards	352	398
Off Plays.....	58	61
Avg Gain	6.1	6.5
Rushing Net.....	65	222
Passing Net	287	176
Penalties (Yds).....	6 (49)	5 (64)
Turnovers	1	1
Punts (Avg).....	4 (43.0)	4 (46.5)
TDs	3	3
FGs.....	2-2	1-2
TO Remain	2	0
Time of Poss.....	30:36	29:24

PASSING LEADERS

LIONS – Stafford 21-31, 299 yds, 2 TD, 0 INT.
BEARS – Trubisky 18-30, 179 yds, 1 TD, 0 INT.

RUSHING LEADERS

LIONS – Riddick, 9-35; Abdullah, 11-22; Agnew 1-5.
BEARS – Howard 15-125, 1 TD; Trubisky 6-53; Cohen 9-44, 1 TD.

RECEIVING LEADERS

LIONS – M. Jones 4-85, 1 TD; T. Jones 4-55; Golladay 2-52; Ebron 4-49; Tate 3-32; Abdullah 2-13, 1 TD; Fells 1-9; Riddick 1-4.
BEARS – Inman 3-43; Shaheen 4-41, 1 TD; Wright 2-25; Brown 2-23; Cunningham 1-18; Cohen 4-15; McBride 2-14.

The Bears rallied to tie Sunday's game against the Lions in the fourth quarter, but they came up short. In position to force overtime, Connor Barth pushed a 46-yard field goal attempt wide right with :03 remaining in regulation, enabling Detroit to escape with a 27-24 win at Soldier Field.

After Matt Prater's 52-yard field goal snapped a 24-24 tie with 1:35 to play, rookie quarterback Mitchell Trubisky put the Bears in position to knot the game with a nifty 19-yard scramble on fourth-and-13 followed by a 15-yard completion to Dontrelle Inman to the Detroit 28.

But Barth missed the field-goal, dropping the Bears to 3-7 with their third straight loss. The errant kick came one week after the eight-year NFL veteran had made all three of his field-goal tries from 45, 44 and 49 yards in a loss to the Packers.

Sunday's game was a seesaw battle. The Bears took a 17-7 lead, trailed 24-17 after allowing 17 unanswered points and rallied to tie it 24-24 before ultimately falling 27-24.

The Bears rushed for 222 yards behind Jordan Howard (15 carries for 125 yards and 1 TD), Trubisky (6-53) and Tarik Cohen (9-44-1). Trubisky completed 18 of 30 passes for 179 yards with one TD, no interceptions and an 88.1 passer rating.

The Bears jumped to a quick 10-0 lead. After Barth's 23-yard field goal on the game's opening possession, Nick Kwiatkoski forced a fumble on a third-down sack of Matthew Stafford and Akiem Hicks recovered the loose ball at the Chicago 45.

Howard burst through the right side of the line and raced 50 yards to the Detroit 5, setting up Trubisky's 1-yard TD pass to rookie Adam Shaheen.

On the Bears' third possession, Trubisky fumbled a snap from center Cody Whitehair and Lions D.J. Hayden scooped up the ball and returned it 27 yards for a touchdown, drawing Detroit (6-4) to within 10-7 with 14:00 left in the second quarter.

The Bears answered with an eight-play, 78-yard drive capped by Howard's 12-yard touchdown run that widened the margin to 17-7 with 8:30 left in the first half. Trubisky completed 3 of 3 passes for 36 yards and had a 10-yard scramble.

But Stafford threw touchdown passes on Detroit's final two possessions of the first half of 28 yards to Marvin Jones Jr. and two yards to Ameer Abdullah, giving the Lions a 21-17 lead. Jones beat Marcus Cooper Sr. with a double move, while Abdullah was uncovered on his TD.

After both teams opened the second half with three straight punts, the Lions increased their lead to 24-17 on Prater's 27-yard FG early in the fourth.

The Bears responded with an eight-play, 78-yard drive that was capped by Cohen's 15-yard touchdown run, tying the score 24-24 with 5:02 left in the fourth quarter. Cohen took a pitch, raced to his left and soared into the end zone over safety Glover Quin just inside the pylon.

**2017 GAME RECAPS**

WEEK 12
Eagles 31, Bears 3
 Lincoln Financial Field (69,596)
 Sunday, Nov. 26, 2017

CHICAGO	0	0	3	0	3
PHILADELPHIA	7	17	0	7	31

FIRST QUARTER

Eagles 6:04 Ertz 17 yd. pass from Wentz
 (Elliott kick)

SECOND QUARTER

Eagles 10:52 Agholor 15 yd. pass from Wentz
 (Elliott kick)
 Eagles 6:52 Elliott 45 yd. Field Goal
 Eagles 0:05 Jeffery 8 yd. pass from Wentz
 (Elliott kick)

THIRD QUARTER

Bears 8:40 Santos 38 yd. Field Goal

FOURTH QUARTER

Eagles 13:37 Agholor fumble recovery in end zone
 (Elliott kick)

	BEARS	EAGLES
First Downs.....	8	24
3rd Down.....	3-13	7-16
Total Net Yards.....	140	420
Off Plays.....	49	73
Avg Gain.....	2.9	5.8
Rushing Net.....	6	176
Passing Net.....	134	244
Penalties (Yds).....	9 (56)	11 (70)
Turnovers.....	2	3
Punts (Avg).....	6 (41.8)	2 (43.5)
TDs.....	0	4
FGs.....	1-2	1-1
TO Remain.....	3	2
Time of Poss.....	22:52	37:08

PASSING LEADERS

BEARS- Trubisky 17-33, 147 yds, 0 TD, 2 INT.
EAGLES- Wentz 23-36, 227 yds, 3 TD, 0 INT; Foles 3-3, 21 yds, 0 TD, 0 INT.

RUSHING LEADERS

BEARS- Trubisky 4-12; Howard 7-6; Cunningham 1- -1; Cohen 2- -11.
EAGLES- Blount 15-97; Wentz 5-29; Clement 4-27; Ajayi 5-26.

RECEIVING LEADERS

BEARS- Inman 4-64; Brown 2-20; McBride 2-20
EAGLES- Ertz 10-103, 1 TD; Jeffery 5-52, 1 TD; Agholor 3-32, 1 TD; Smith 4-30; Hollins 2-12; Clement 1-12; Ajayi 1-7.

The Eagles raced to a 24-0 halftime lead in cruising to a 31-3 win, dominating the Bears in the first half in total yards (272-33), first downs (16-0) and time of possession (20:10-9:50). Carson Wentz threw three touchdown passes in the game's first 30 minutes.

Wentz's 17-yard touchdown pass to Zach Ertz over the middle gave the Eagles a 7-0 lead with 6:04 left in the first quarter. The eight-play, 44-yard drive was sustained by Jay Ajayi's 2-yard run on fourth-and-one and Alshon Jeffery's 14-yard reception on third-and-eight.

The Eagles started the possession at the Bears' 44 following Pat O'Donnell's 34-yard punt.

The Bears then generated two takeaways, one on offense and one on defense. Mitchell Trubisky's pass deflected off Tre McBride's hand and was intercepted by Malcolm Jenkins. But Dion Sims stripped the ball from Jenkins and McBride recovered it at the 50.

Adrian Amos later ripped the ball away from LeGarrette Blount on a 35-yard run and Sam Acho recovered the fumble at the Philadelphia 42.

The Bears had a chance to convert the turnover into points on Cairo Santos' first field goal attempt with the team, but his 54-yarder was short and wide to the right.

Wentz's 15-yard TD pass to Nelson Agholor increased the Eagles' lead to 14-0 with 10:52 left in the half. Agholor sprinted around Eddie Jackson and hurdled Kyle Fuller near the goal line.

The Bears seemingly had stopped the Eagles earlier on a third-down incompletion. But a holding penalty on Prince Amukamara resulted in an automatic first down. Wentz followed by brilliantly spinning away from a blitzing Cre'Von LeBlanc and scrambling for 16 yards on third-and-nine.

Jake Elliott's 45-yard field goal widened the margin to 17-0 with 6:52 left in the first half. The Eagles settled for the kick after Jonathan Bullard sacked Wentz on third down.

Wentz's 8-yard touchdown pass to Jeffery made it 24-0 with :05 remaining in the half.

The Bears scored their only points of the game early in the third quarter as Santos booted a 38-yard field goal. But by then it was too little and too late.

The Eagles increased their lead to 31-3 early in the fourth quarter when Agholor recovered an Ajayi fumble in the end zone. LeBlanc stripped the ball from Ajayi at the 5 after a 30-yard run.

Wentz was replaced by backup Nick Foles early in the fourth quarter after completing 23 of 36 passes for 227 yards with three TDs. Trubisky connected on 17 of 33 passes for 147 yards with two interceptions.



2017 GAME RECAPS



WEEK 13
49ers 15, Bears 14
 Soldier Field (61,302)
 Sunday, Dec. 3, 2017

SAN FRANCISCO	3	6	3	3	15
CHICAGO	7	7	0	0	0

FIRST QUARTER

49ers	8:12	Gould 33 yd. Field Goal
Bears	0:10	Inman 8 yd. pass from Trubisky (Santos kick)

SECOND QUARTER

49ers	11:57	Gould 28 yd. Field Goal
Bears	5:49	Cohen 61 yd. punt return (Santos kick)
49ers	0:24	Gould 35 yd. Field Goal

THIRD QUARTER

49ers	1:57	Gould 34 yd. Field Goal
-------	------	-------------------------

FOURTH QUARTER

49ers	0:04	Gould 24 yd. Field Goal
-------	------	-------------------------

	49ERS	BEARS
First Downs.....	23	8
3rd Down	10-18	5-10
Total Net Yards	388	147
Off Plays	73	36
Avg Gain	5.3	4.1
Rushing Net.....	110	62
Passing Net	278	85
Penalties (Yds).....	8 (53)	4 (29)
Turnovers.....	1	0
Punts (Avg).....	2 (36.0)	5 (39.8)
TDs	0	2
FGs.....	5-5	0-0
TO Remain	0	0
Time of Poss.....	38:47	21:13

PASSING LEADERS

49ERS - Garoppolo 26-37, 293 yds, 0 TD, 1 INT.

BEARS - Trubisky 12-15, 102 yds, 1 TD, 0 INT.

RUSHING LEADERS

49ERS - Hyde 17-54; Breida 12-45; Garoppolo 4-8.

BEARS - Howard 13-38; Trubisky 4-19; Cohen 2-5.

RECEIVING LEADERS

49ERS - Goodwin 8-99; Taylor 6-92; Celek 2-30; Juszczyk 3-20; Kittle 2-20; Murphy 1-16; Hyde 3-12; Breida 1-4.

BEARS - Cohen 4-39; Wright 2-25; Inman 2-21, 1 TD; Brown 1-13; Sims 1-5; Bellamy 1-4.

Former Bears kicker Robbie Gould came back to his old team Sunday at Soldier Field, booting five field goals without a miss to lead the San Francisco 49ers to a 15-14 victory.

Gould's final kick, a 24-yard chip shot with :04 remaining in the game, capped a 14-play, 86-yard drive that burned 5:23 off the clock.

The Bears (3-9) have now dropped five straight games for the first time since they lost their last five contests in Marc Trestman's final year as coach in 2014. They're also assured of having four consecutive losing seasons for the first time since they endured five straight from 1996-2000.

The Bears offense continued to struggle, mustering only 147 total yards.

The Bears defense forced the 49ers to settle for field goals on all five of their red-zone possessions. But the unit permitted San Francisco to march 60, 66, 58, 70 and 86 yards to set up Gould's five field goals of 33, 28, 35, 34 and 24 yards. The 49ers sustained drives throughout the game by converting 56 percent of their third-down opportunities (10 of 18).

Tarik Cohen produced the play of the day with a spectacular 61-yard punt return touchdown that gave the Bears a 14-6 lead midway through the second quarter. The dynamic rookie caught the punt at his own 39, retreated to his own 24 while racing to his right and then reversed field, following a wall of blockers to the end zone for a highlight-reel TD.

Cohen struck again early in the fourth quarter. With the Bears protecting a 14-12 lead, he returned a punt 67 yards to the 49ers' 16. But a penalty on Ben Braunecker for an illegal block in the back nullified the return and pushed the Bears back to their own 14, a difference of 60 yards.

The only touchdown the offense scored came on Mitchell Trubisky's 8-yard strike to Dontrelle Inman across the back of the end zone, giving the Bears a 7-3 lead late in the first quarter.

The TD was set up by Kyle Fuller's first interception since Dec. 13, 2015. The 2014 first-round pick ripped a Jimmy Garoppolo pass away from receiver Louis Murphy at the Bears' 41. Fuller also had six tackles, one tackle-for-loss and two pass breakups in the game.

Making his first start as 49ers quarterback since being acquired in a trade with the Patriots Oct. 31, Garoppolo completed 26 of 37 passes for 293 yards with one interception and an 82.4 passer rating. He set up Gould's winning field goal with a 33-yard completion to receiver Trent Taylor to the Bears' 18 on third-and-nine with just under two minutes remaining.

Trubisky was efficient, completing 12 of 15 passes for 102 yards with one TD and a 117.2 rating. But the Bears rushing attack was limited to 62 yards on 19 carries.



CHICAGO BEARS GAME RELEASE

TEAM/OFFENSIVE STATISTICS

Chicago Bears / Week 13 / Through Sunday, December 3, 2017 / Regular Season

Week 3, Lost 9

9/10/2017	L	17- 23
9/17/2017	L	7- 29
9/24/2017	W	23- 17
9/28/2017	L	14- 35
10/9/2017	L	17- 20
10/15/2017	W	27- 24
10/22/2017	W	17- 3
10/29/2017	L	12- 20
11/12/2017	L	16- 23
11/19/2017	L	24- 27
11/26/2017	L	3- 31
12/3/2017	L	14- 15

Atlanta Falcons	
at Tampa Bay Buccaneers	
Pittsburgh Steelers	
at Green Bay Packers	
Minnesota Vikings	
at Baltimore Ravens	
Carolina Panthers	
at New Orleans Saints	
Green Bay Packers	
Detroit Lions	
at Philadelphia Eagles	
San Francisco 49ers	

ishing	No.	Yds	Avg	Long	TD
loward	212	885	4.2	53	5
ohen	68	267	3.9	46	2
M.Trubisky	29	194	6.7	46	0
B.Cunningham	9	29	3.2	12	0
M.Burton	1	7	7.0	7	0
M.Glennon	4	4	1.0	2	0
Team	323	1386	4.3	53	7
Opponents	343	1346	3.9	58t	8

Receiving	No.	Yds	Avg	Long	TD
T.Cohen	39	306	7.8	70	1
K.Wright	33	370	11.2	22	1
Z.Miller	20	236	11.8	29	2
J.Howard	17	86	5.1	12	0
D.Inman	15	216	14.4	26	1
J.Bellamy	13	175	13.5	46t	1
D.Thompson	11	125	11.4	20	1
B.Cunningham	11	125	11.4	38t	1
D.Sims	11	115	10.5	27t	1
T.McBride	8	144	18.0	45	0
D.Brown	8	88	11.0	16	0
A.Shaheen	8	83	10.4	31	2
T.Gentry	3	35	11.7	15	0
K.White	2	6	3.0	6	0
M.Wheaton	1	9	9.0	9	0
M.Burton	1	8	8.0	8	0
H.Grasu	0	2	0	2	0
Team	201	2129	10.6	70	11
Opponents	261	2857	10.9	88t	14

Total First Downs

Rushing	67	69
Passing	100	141
Penalty	21	23
3rd Down: Made/Att	54/154	68/168
3rd Down Pct.	35.1%	40.5%
4th Down: Made/Att	5/12	6/8
4th Down Pct.	41.7%	75.0%

Possession Avg.

Total Net Yards	3309	3998
Avg. Per Game	275.8	333.2
Total Plays	687	769
Avg. Per Play	4.8	5.2

Net Yards Rushing

Avg. Per Game	115.5	112.2
Total Rushes	323	343

Net Yards Passing

Avg. Per Game	160.3	221.0
Sacked/Yards Lost	29/206	32/205
Gross Yards	2129	2857

Attempts/Completions

Completion Pct.	60.0%	66.2%
Had Intercepted	9	5

Punts/Average

Net Punting Avg.	39.4	41.5
-------------------------	-------------	-------------

Penalties/Yards

Fumbles/Ball Lost	78/631	83/633
Touchdowns	22	27

Score By Periods

Team	36	67	20	59	9	191
Opponents	47	104	44	72	0	267

Scoring

C.Barth	0	0	0	0	17/17	11/16	0	50
J.Howard	5	5	0	0	0/0	0/0	0	30
T.Cohen	4	2	1	1	0/0	0/0	0	24
E.Jackson	2	0	0	2	0/0	0/0	0	12
A.Shaheen	2	0	2	0	0/0	0/0	0	12
Z.Miller	2	0	2	0	0/0	0/0	0	12
D.Inman	1	0	1	0	0/0	0/0	0	6
J.Bellamy	1	0	1	0	0/0	0/0	0	6
D.Thompson	1	0	1	0	0/0	0/0	0	6
K.Wright	1	0	1	0	0/0	0/0	0	6
B.Cunningham	1	0	1	0	0/0	0/0	0	6
D.Sims	1	0	1	0	0/0	0/0	0	6
A.Amos	1	0	0	1	0/0	0/0	0	6
C.Santos	0	0	0	0	2/2	1/2	0	5
M.Trubisky	0	0	0	0	0/0	0/0	1	2
L.Floyd	0	0	0	0	0/0	0/0	0	2
Team	22	7	11	4	19/19	12/18	1	191
Opponents	27	8	14	5	25/26	26/28	1	267

2-Pt. Conversions: Team 1/2, Opponents: 1/1

B.Callahan 1.0, C.LeBlanc 1.0, C.Jones 1.0, J.Bullard 1.0, S.Acho 0.5
Team: 30.0, Opponents: 27.0

Interceptions	No.	Yds	Avg	Long	TD
A.Amos	1	90	90.0	90t	1
E.Jackson	1	76	76.0	76t	1
B.Callahan	1	52	52.0	52	0
D.Trevathan	1	8	8.0	8	0
K.Fuller	1	0	0.0	0	0
Team	5	226	45.2	90t	2
Opponents	9	161	17.9	59	1

Punting	No	Yds	Avg	Net	TB	In	Lg	B
P.O'Donnell	64	2996	46.8	39.4	5	22	69	0
Team	64	2996	46.8	39.4	5	22	69	0
Opponents	50	2366	47.3	41.5	3	18	67	0

Punt Returns	Ret	FC	Yds	Avg	Long	TD
T.Cohen	22	10	223	10.1	61t	1
E.Jackson	2	1	6	3.0	7	0
Team	24	11	229	9.5	61t	1
Opponents	32	13	376	11.8	77t	1

Kickoff Returns	No.	Yds	Avg	Long	TD
T.Cohen	18	415	23.1	46	0
D.Thompson	11	229	20.8	29	0
B.Cunningham	6	119	19.8	25	0
S.Acho	1	3	3.0	3	0
Team	36	766	21.3	46	0
Opponents	21	518	24.7	96t	1

Field Goals	1-19	20-29	30-39	40-49	50+
C.Barth	1/1	4/4	0/0	5/9	1/2
C.Santos	0/0	0/0	1/1	0/0	0/1
Team	1/1	4/4	1/1	5/9	1/3
Opponents	0/0	9/9	7/9	6/6	4/4

Fumbles Lost: M.Glennon 3, M.Trubisky 3, T.Cohen 2, B.Cunningham 1, Jo.Howard 1
Total: 10
Opponent Fumble Recoveries: A.Hicks 2, C.Jones 1, E.Goldman 1, A.Amos 1, T.McBride 1, L.Floyd 1, I.Irving 1, E.Jackson 1, S.McManis 1, D.Trevathan 1
Total: 11

Passing	Att	Cmp	Yds	Cmp%	Yds/Att	TD	TD%	Int	Int%	Long	Sack	Lost	Rating
M.Trubisky	178	94	1135	52.8%	6.4	4	2.2%	4	2.2%	70	19/	111	70.8
M.Glennon	140	93	833	66.4%	6.0	4	2.9%	5	3.6%	29	8/	78	76.8
P.O'Donnell	1	1	38	100.0%	38.0	1	100.0%	0	0.0%	38t	0/	0	158.3
T.Cohen	1	1	21	100.0%	21.0	1	100.0%	0	0.0%	21t	0/	0	158.3
Team	320	189	2027	59.1%	6.3	10	3.1%	9	2.8%	70	27/	189	76.4
Opponents	357	235	2564	65.8%	7.2	14	3.9%	4	1.1%	88t	30/	190	95.3



STATISTICS

CHICAGO BEARS 2017 GAME-BY-GAME OFFENSIVE STATS

	ATL	@ TB	PIT	@ GB	MIN	@ BAL	CAR	@ NO	GB	DET	@ PHI	SF	@ CIN	@ DET	CLE	@ MIN	Season
	9/10	9/17	9/24	9/28	10/9	10/15	10/22	10/29	11/12	11/19	11/26	12/3	12/10	12/16	12/24	12/31	Totals
First Downs	20	19	18	20	16	18	5	17	14	25	8	8					188
Rushing	6	1	13	7	5	10	3	6	1	12	1	2					67
Passing	11	16	4	11	7	5	2	9	12	11	6	6					100
Penalty	3	2	1	2	4	3	0	2	1	2	1	0					21
Third Downs	13	14	12	12	12	17	11	17	14	9	13	10					154
Converted	5	7	4	5	3	5	2	8	4	3	3	5					54
Efficiency	38.5%	50.0%	33.3%	41.7%	25.0%	29.4%	18.2%	47.1%	28.6%	33.3%	23.1%	50.0%					35.1%
Fourth Downs	2	2	0	2	1	0	0	1	0	1	2	0					11
Converted	1	0	0	2	1	0	0	0	0	1	0	0					5
Efficiency	50.0%	0.0%	0.0%	100.0%	100.0%	0.0%	0.0%	0.0%	0.0%	100.0%	0.0%	0.0%					45.5%
Total Net Yards	301	310	306	308	274	342	153	307	323	398	140	147					3,309
Plays	63	62	62	64	56	75	37	65	57	61	49	36					687
Avg. Per Play	4.8	5.0	4.9	4.8	4.9	4.6	4.1	4.7	5.7	6.5	2.9	4.1					4.8
Net Yards Rushing	125	20	222	103	115	231	68	157	55	222	6	62					1,386
Attempts	19	16	38	30	29	54	26	31	17	30	14	19					323
Avg. Per Rush	6.6	1.3	5.8	3.4	4.0	4.3	2.6	5.1	3.2	7.4	0.4	3.3					4.3
Touchdowns	1	0	2	1	0	0	0	0	0	2	0	0					7
Net Yards Passing	176	290	84	205	159	111	85	150	268	176	134	85					1,923
Sacked	4	1	2	1	1	4	4	2	5	1	2	2					29
Yards Lost	37	11	17	13	7	23	22	14	29	3	13	17					206
Gross Yards	213	301	101	218	166	134	107	164	297	179	147	102					2,129
Attempts	40	45	22	33	26	17	7	32	35	30	33	15					335
Completions	26	31	15	21	13	9	4	14	21	18	17	12					201
Completion Pct.	65.0%	68.3%	68.2%	63.6%	50.0%	52.9%	57.1%	43.8%	60.0%	60.0%	51.5%	80.0%					60.0%
Yards Per Attempt	5.3	6.7	4.6	6.6	6.4	7.9	15.3	5.1	8.5	6.0	4.5	6.8					6.4
Touchdowns	1	1	1	1	2	2	0	0	1	1	0	1					11
Interceptions	0	2	1	2	1	0	0	1	0	0	2	0					9
Touchdowns	2	1	3	2	2	3	2	1	1	3	0	2					22
Rushing	1	0	2	1	0	0	0	1	0	2	0	0					7
Passing	1	1	1	1	2	2	0	0	1	1	0	1					11
Returns	0	0	0	0	0	1	2	0	0	0	0	1					4
Penalties	4	8	10	8	8	5	5	4	8	5	9	4					78
Yards Lost	40	59	73	62	55	44	40	31	78	64	56	29					631
Fumbles	2	2	5	2	1	4	0	0	1	1	2	2					22
Fumbles Lost	0	2	1	2	1	2	0	0	1	1	0	0					10
Punts	5	3	6	3	7	9	6	5	5	4	6	5					64
Gross Avg.	48.8	56.0	44.5	49.0	43.9	46.7	49.3	54.0	48.2	46.5	41.8	39.8					46.8
FGs Attempted	1	0	2	1	0	2	2	3	3	2	2	0					18
FGs Made	1	0	1	0	0	2	1	2	3	1	1	0					12
PATs Made-Att.	2-2	1-1	2-2	2-2	2-2	3-3	2-2	0-1	1-1	3-3	0-0	2-2					20-21
Kicking M-A	2-2	1-1	2-2	2-2	1-1	3-3	2-2	0-0	1-1	3-3	0-0	2-2					19-19
2-pt Rushing M-A	0-0	0-0	0-0	0-0	1-1	0-0	0-0	0-0	0-0	0-0	0-0	0-0					1-1
2-pt Passing M-A	0-0	0-0	0-0	0-0	0-0	0-0	0-0	0-1	0-0	0-0	0-0	0-0					0-1
Kickoffs-EZ-TB	4-3-3	2-2-2	3-3-2	3-3-3	3-3-1	5-3-0	4-3-2	4-3-2	4-2-2	5-1-0	2-2-2	3-3-2					42-31-21
Safeties	0	0	0	0	1	0	0	0	0	0	0	0					1
Points Scored	17	7	23	14	17	27	17	12	16	24	3	14					191
Time of Possession	29:26	26:49	33:59*	31:51	28:36	36:45*	21:25	28:37	26:07	29:24	22:52	21:13					27:43
	ATL	@ TB	PIT	@ GB	MIN	@ BAL	CAR	@ NO	GB	DET	@ PHI	SF	@ CIN	@ DET	CLE	@ MIN	
	9/10	9/17	9/24	9/28	10/9	10/15	10/22	10/29	11/12	11/19	11/26	12/3	12/10	12/16	12/24	12/31	

* Overtime



STATISTICS

OPPONENT 2017 GAME-BY-GAME OFFENSIVE STATS

	ATL 9/10	@TB 9/17	PIT 9/24	@GB 9/28	MIN 10/9	@BAL 10/15	CAR 10/22	@NO 10/29	GB 11/12	DET 11/19	@PHI 11/26	SF 12/3	@CIN 12/10	@DET 12/16	CLE 12/24	@MIN 12/31	Season Totals
First Downs	18	22	19	17	17	16	20	19	18	20	24	23					233
Rushing	4	6	6	5	5	5	7	7	6	4	8	6					69
Passing	12	13	11	9	10	9	12	11	10	14	14	16					141
Penalty	2	3	2	3	2	2	1	1	2	2	2	1					23
Third Downs	11	15	11	14	15	18	15	22	16	10	17	18					182
Converted	5	8	4	7	6	3	6	9	7	3	7	10					75
Efficiency	45.5%	53.3%	36.4%	50.0%	40.0%	16.7%	40.0%	40.9%	43.8%	30.0%	41.2%	55.6%					41.2%
Fourth Downs	0	0	0	1	0	1	1	0	1	0	4	0					8
Converted	0	0	0	1	0	1	0	0	1	0	3	0					6
Efficiency	0.0%	0.0%	0.0%	100.0%	0.0%	100.0%	0.0%	0.0%	100.0%	0.0%	75.0%	0.0%					75.0%
Total Net Yards	372	311	282	260	300	291	293	387	342	352	420	388					3,998
Plays	55	67	59	53	67	70	69	60	65	58	73	73					769
Avg. Per Play	6.8	4.6	4.8	4.9	4.5	4.2	4.2	6.5	5.3	6.1	5.8	5.3					5.2
Net Yards Rushing	64	117	70	91	159	125	108	101	160	65	176	110					1,346
Attempts	23	34	17	24	31	26	30	30	37	24	33	34					343
Avg. Per Rush	2.8	3.4	4.1	3.8	5.1	4.8	3.6	3.4	4.3	2.7	5.3	3.2					3.9
Touchdowns	1	1	1	1	1	0	0	2	1	0	0	0					8
Net Yards Passing	308	194	212	169	141	166	185	286	182	287	244	278					2,652
Sacked	2	2	3	2	4	3	5	2	3	3	1	2					32
Yards Lost	13	10	23	10	35	14	26	13	30	12	4	15					205
Gross Yards	321	204	235	179	176	180	211	299	212	299	248	293					2,857
Attempts	30	31	39	27	32	41	34	28	25	31	39	37					394
Completions	21	18	22	19	22	24	21	23	18	21	26	26					261
Completion Pct.	70.0%	58.1%	56.4%	70.4%	68.8%	58.5%	61.8%	82.1%	72.0%	67.7%	66.7%	70.3%					66.2%
Yards Per Attempt	10.7	6.6	6.0	6.6	5.5	4.4	6.2	10.7	8.5	9.6	6.4	7.9					7.3
Touchdowns	1	1	1	4	1	0	0	0	1	2	3	0					14
Interceptions	0	0	0	0	0	2	2	0	0	0	0	1					5
Touchdowns	2	3	2	5	2	2	0	2	2	3	4	0					27
Rushing	1	1	1	1	1	0	0	2	1	0	0	0					8
Passing	1	1	1	4	1	0	0	0	1	2	3	0					14
Returns	0	1	0	0	0	2	0	0	0	1	1	0					5
Penalties	8	4	6	7	9	8	4	7	5	6	11	8					83
Yards Lost	73	34	40	55	69	69	35	51	35	49	70	53					633
Fumbles	0	1	2	0	1	1	1	2	0	2	4	1					15
Fumbles Lost	0	1	2	0	0	1	1	2	0	1	3	0					11
Punts	3	3	5	5	6	7	5	4	4	4	2	2					50
Gross Avg.	59.3	48.7	40.6	47.6	43.0	55.0	52.6	51.0	40.0	43.0	43.5	36.0					47.3
FGs Attempted	3	3	2	0	2	3	1	2	4	2	1	5					28
FGs Made	3	3	1	0	2	3	1	2	3	2	1	5					26
PATs Made-Att.	2-2	2-3	2-2	5-5	2-2	2-2	0-0	2-2	2-2	3-3	4-4	0-0					26-27
Kicking M-A	2-2	2-3	2-2	5-5	2-2	1-1	0-0	2-2	2-2	3-3	4-4	0-0					25-26
2-pt Rushing M-A	0-0	0-0	0-0	0-0	0-0	0-0	0-0	0-0	0-0	0-0	0-0	0-0					0-0
2-pt Passing M-A	0-0	0-0	0-0	0-0	0-0	1-1	0-0	0-0	0-0	0-0	0-0	0-0					1-1
Kickoffs-EZ-TB	6-4-3	6-5-4	5-4-2	6-5-4	6-2-2	7-3-2	2-2-2	5-5-4	6-3-0	6-5-1	6-1-1	6-5-5					66-44-30
Safeties	0	0	0	0	0	0	0	0	0	0	0	0					0
Points Scored	23	29	17	35	20	24	3	20	23	27	31	15					267
Time of Possession	30:34	33:11	27:34*	28:09	31:24	31:09*	38:35	31:23	33:53	30:36	37:08	38:47					32:17
	ATL 9/10	@TB 9/17	PIT 9/24	@GB 9/28	MIN 10/9	@BAL 10/15	CAR 10/22	@NO 10/29	GB 11/12	DET 11/19	@PHI 11/26	SF 12/3	@CIN 12/10	@DET 12/16	CLE 12/24	@MIN 12/31	

* - Overtime

**STATISTICS****CHICAGO BEARS 2017 INDIVIDUAL GAME-HIGHS**

BEARS				OPPONENTS				
Date	Opponent	Player	No	PASSING	No	Player	Opponent	Date
9/17/17	at TB	Glennon	45	Attempts	41	Flacco	at BAL	10/15/17
9/17/17	at TB	Glennon	31	Completions	26	Garoppolo	SF	12/3/17
9/17/17	at TB	Glennon	301	Yards	321	Ryan	ATL	9/10/17
10/22/17	CAR	Trubisky	70	Long	88t	Ryan	ATL	9/10/17
11/19/17	DET	Last: Trubisky	1	TDs	4	Rodgers	at GB	9/28/17
11/26/17	at PHI	Last: Trubisky	2	INTs	2	Last: Newton	CAR	10/22/17
Date	Opponent	Player	No	RECEIVING	No	Player	Opponent	Date
9/17/17	at TB	Last: Cohen	8	Receptions	10	Last: Ertz	at PHI	11/26/17
10/29/17	at NO	McBride	92	Yards	128	Hooper	ATL	9/10/17
10/22/17	CAR	Cohen	70	Long	88t	Hooper	ATL	9/10/17
12/3/17	SF	Last: Inman	1	TDs	2	Nelson	at GB	9/28/17
Date	Opponent	Player	No	RUSHING	No	Player	Opponent	Date
10/15/17	at BAL	Howard	36	Rushes	20	Williams	GB	11/12/17
10/15/17	at BAL	Howard	167	Yards	97	Blount	at PHI	11/26/17
10/15/17	at BAL	Howard	53	Long	58t	McKinnon	MIN	10/9/17
9/24/17	PIT	Howard	2	TDs	1	Last: Montgomery	GB	11/12/17
Date	Opponent	Player	No	TACKLES	No	Player	Opponent	Date
12/3/17	SF	Last: Jones	13	Total Tackles	12	Judon	at BAL	10/15/17
12/3/17	SF	Jones, Trevathan	10	Solos	12	Judon	at BAL	10/15/17
9/28/17	at GB	Trevathan	7	Assists	3	Last: Four tied	at NO	10/29/17
10/9/17	MIN	Last: Floyd, Hicks	2.0	Sacks	3.0	Perry	GB	11/12/17
10/9/17	MIN	Floyd	4	TFLs	4	Judon	at BAL	10/15/17
Date	Opponent	Player	No	INTERCEPTIONS	No	Player	Opponent	Date
12/3/17	SF	Last: Fuller	1	INTs	1	Last: Graham, Jenkins	at PHI	11/26/17
10/15/17	at BAL	Amos	90t	Long Return	59	Graham	at PHI	11/26/17
10/22/17	CAR	Last: Jackson	1	TDs	1	McClain	at TB	9/17/17
Date	Opponent	Player	No	PUNT RETURNS	No	Player	Opponent	Date
10/9/17	MIN	Cohen	4	Returns	5	Campanaro	at BAL	10/15/17
12/3/17	SF	Cohen	68	Yards	132	Campanaro	at BAL	10/15/17
12/3/17	SF	Cohen	61t	Long	77t	Campanaro	at BAL	10/15/17
12/3/17	SF	Cohen	1	TDs	1	Campanaro	at BAL	10/15/17
Date	Opponent	Player	No	KICKOFF RETURNS	No	Player	Opponent	Date
11/19/17	DET	Cohen	5	Returns	5	Rainey	at BAL	10/15/17
11/19/17	DET	Cohen	120	Yards	191	Rainey	at BAL	10/15/17
10/29/17	at NO	Cohen	46	Long	96t	Rainey	at BAL	10/15/17
				TDs	1	Rainey	at BAL	10/15/17
Date	Opponent	Player	No	FIELD GOALS	No	Player	Opponent	Date
11/12/17	GB	Last: Barth	3	Attempts	5	Gould	SF	12/3/17
11/12/17	GB	Barth	3	Made	5	Gould	SF	12/3/17
9/10/17	ATL	Barth	54	Long	52	Prater	DET	11/19/17
Date	Opponent	Player	No	PUNTS	No	Player	Opponent	Date
10/15/17	at BAL	O'Donnell	9	Punts	7	Koch	at BAL	10/15/17
10/15/17	at BAL	O'Donnell	420	Yards	385	Koch	at BAL	10/15/17
9/17/17	at TB	O'Donnell	56.0	Average	59.3	Bosher	ATL	9/10/17
9/10/17	ATL	O'Donnell	69	Long	67	Koch	at BAL	10/15/17
12/3/17	SF	Last: O'Donnell	3	In-20	3	Last: Martin	DET	1/19/17
10/9/17	MIN	O'Donnell	2	Touchbacks	1	Last: Palardy	CAR	10/22/17



STATISTICS

2017 CHICAGO BEARS DEFENSE / SPECIAL TEAMS STATS

SEASONS STATS (Based on press box stats)

Please note: INTs also count as PBU

Sacks count as TFLs unless a strip-sack; Sacks also count as a QBP

Full sacks and TFLs count as solo tackles; Assisted sacks and TFLs count as assisted tackles

DEFENSIVE STATS										
Player	TT	ST	AT	TFL	QBP	S - YL	INT - YR	PBU	FF	FR - YR
Christian Jones	82	55	27	4	3	2 - 11	0 - 0	2	1	1 - 0
Danny Trevathan	63	46	17	4	4	2 - 14	1 - 8	3	0	1 - 0
Kyle Fuller	59	51	8	2	0	0 - 0	1 - 0	13	0	0 - 0
Adrian Amos	54	51	3	4	0	0 - 0	1 - 90	3	2	1 - 4
Akiem Hicks	43	34	9	14	14	7 - 47	0 - 0	0	0	2 - 1
Eddie Jackson	43	35	8	1	0	0 - 0	1 - 76	5	0	1 - 75
Eddie Goldman	37	24	13	3	5	1.5 - 5.5	0 - 0	0	0	0 - 0
Leonard Floyd	34	24	10	8	12	4.5 - 31	0 - 0	2	0	1 - 21
Mitch Unrein	32	25	7	4	5	2.5 - 6.5	0 - 0	0	0	0 - 0
Prince Amukamara	28	27	1	0	0	0 - 0	0 - 0	5	0	0 - 0
Sam Acho	26	19	7	0	0	0.5 - 4	0 - 0	0	0	0 - 0
Pernell McPhee	20	19	1	4	10	4 - 20	0 - 0	1	1	0 - 0
Nick Kwiatkowski	19	17	2	2	2	2 - 16	0 - 0	0	0	0 - 0
Jonathan Bullard	18	14	4	2	2	1 - 4	0 - 0	1	0	0 - 0
Bryce Callahan	17	12	5	0	0	1 - 12	1 - 52	4	0	0 - 0
Cre'Von LeBlanc	15	12	3	1	1	1 - 10	0 - 0	3	0	0 - 0
Marcus Cooper	15	15	0	0	0	0 - 0	0 - 0	3	0	0 - 0
Quintin Demps	12	11	1	0	0	0 - 0	0 - 0	0	0	0 - 0
John Timu	11	8	3	1	0	0 - 0	0 - 0	1	0	0 - 0
Jerrrell Freeman	10	7	3	1	0	0 - 0	0 - 0	0	0	0 - 0
Willie Young	7	4	3	2	4	2 - 13	0 - 0	0	0	0 - 0
Roy Robertson-Harris	5	3	2	0	0	0 - 0	0 - 0	1	0	0 - 0
Jonathan Anderson	4	3	1	0	0	0 - 0	0 - 0	0	0	0 - 0
Chirs Pronski	4	3	1	0	0	0 - 0	0 - 0	0	0	0 - 0
Lamar Houston	3	3	0	1	1	1 - 11	0 - 0	0	0	0 - 0
John Jenkins	3	2	1	0	0	0 - 0	0 - 0	0	0	0 - 0
Isaiah Irving	2	2	0	0	0	0 - 0	0 - 0	0	0	0 - 0
Deon Bush	1	0	1	0	0	0 - 0	0 - 0	0	0	0 - 0
Team Totals	667	526	141	58	71	32 - 205	5 - 226	47	7	7 - 101

Defensive Stats Key: TT (total tackles), ST (solo tackles), AT (assisted tackles), TFL (tackles for loss),

QBP (QB Pressure), S-YL (sacks-yards lost), INT-YR (interceptions-yards returned),

PBU (pass break-ups), FF (forced fumbles), FR-YR (fumble recoveries-yards returned),

BK (blocked kick/punt)

QUARTERBACK SACKS (32)

Hicks - 7.0; Floyd - 4.5; McPhee - 4.0; Unrein - 2.5; Jones - 2.0; Kwiatkowski - 2.0; Trevathan - 2.0; Young - 2.0; Goldman - 1.5; Bullard - 1.0; Callahan - 1.0; Houston - 1.0; LeBlanc - 1.0; Acho - 0.5.

OPPONENT FUMBLE RECOVERIES (11)

Hicks - 2; Amos - 1; Floyd - 1; Goldman - 1; Irving - 1; Jackson - 1; Jones - 1; McBride - 1; McManis - 1; Trevathan - 1.

INTERCEPTIONS (5)

Amos - 1; Callahan - 1; Fuller - 1; Jackson - 1; Trevathan - 1.

SPECIAL TEAMS							
Player	TT	ST	AT	BK	FF	FR	FR
DeAndre Houston-Carson	9	9	0	0	1	0	0
Benny Cunningham	8	5	1	0	0	0	0
Sherrick McManis	6	4	0	1	0	1	0
Jonathan Anderson	5	4	0	0	0	0	0
Sam Acho	4	2	2	0	0	0	0
Isaiah Irving	3	3	0	0	0	0	0
Josh Bellamy	2	2	0	0	0	0	0
Cre'von LeBlanc	2	2	0	0	0	0	0
Adrian Amos	2	2	0	0	0	0	0
Michael Burton	1	0	1	0	0	0	0
Deon Bush	1	1	0	0	0	0	0
Tarik Cohen	1	1	0	0	0	0	0
Kyle Fuller	1	1	0	0	0	0	0
Christian Jones	1	0	1	0	0	0	0
Nick Kwiatkowski	1	1	0	0	0	0	0
Roy Robertson-Harris	1	1	0	0	0	0	0
Eddie Jackson	1	1	0	0	0	0	0
Pat O'Donnell	1	1	0	0	0	0	0
Ben Braunecker	1	1	0	0	0	0	0
John Timu	1	0	1	0	0	0	0
Team Totals	52	41	6	1	1	1	1

DEFENSIVE / SPECIAL TEAMS SCORING PLAYS (4)

Floyd: Safety (10/9 vs. MIN)
Amos: 90 yd. INT TD (10/15 at BAL)
Jackson: 76 yd. INT TD (10/22 vs. CAR)
Jackson: 75 yd. Fumble recovery TD (10/22 vs. CAR)

Special Teams Stats Key: TT (total tackles), ST (solo tackles),

AT (assisted tackles), BK (blocked kicks), FF (forced fumbles),

FR (fumble recoveries)



STATISTICS

CHICAGO BEARS 2017 WEEK-BY-WEEK LEADERS

DATE	OPPONENT	Scoring	Rushing Yards	Receptions	Receiving Yards	Tackles
9/10	vs ATL	Cohen, Howard - 6	Cohen - 66	Cohen - 8	Cohen - 47	Freeman - 10
9/17	@ TB	Thompson - 6	Cohen - 13	Cohen - 8	Wright - 69	Jackson - 8
9/24	vs PIT	Howard - 12	Howard - 140	Howard - 5	Howard - 26	Trevathan - 10
9/28	@ GB	Howard, Wright - 6	Howard - 53	Thompson - 5	Wright - 51	Trevathan - 13
10/9	vs MIN	Cunningham, Miller - 6	Howard - 76	Wright - 4	Wright - 46	Jones - 9
10/15	@ BAL	Barth - 9	Howard - 167	Sims, Wight, Miller - 2	Sims - 42	Amos - 8
10/22	vs CAR	Jackson - 12	Howard - 65	Miller - 2	Cohen - 70	Jones - 11
10/29	@ NO	Barth, Cohen - 6	Howard - 102	McBride, Howard, Sims - 3	McBride - 92	Trevathan - 13
11/12	vs GB	Barth - 10	Howard - 54	Inman - 6	Inman - 88	Kwiatkoski - 10
11/19	vs DET	Barth, Cohen, Howard, Shaheen - 6	Howard - 125	Cohen, Shaheen - 4	Inman - 43	Jones - 8
11/26	@ PHI	Santos - 3	Trubisky - 12	Inman - 4	Inman - 64	LeBlanc - 7
12/3	vs SF	Cohen, Inman - 6	Howard - 38	Cohen - 4	Cohen - 39	Jones - 13
12/10	@ CIN					
12/16	@ DET					
12/24	vs CLE					
12/31	@ MIN					
Most Times Led or Tied for Lead		Barth, Cohen, Howard - 4	Howard - 9	Cohen - 4	Cohen, Inman, Wright - 3	Jones - 4

CHICAGO BEARS 2017 QUARTER-BY-QUARTER SCORING

DATE	OPPONENT	BEARS								OPPONENTS								Point Differential
		1	2	1H	3	4	2H	OT	TOT	1	2	1H	3	4	2H	OT	TOT	
9/10	vs ATL	0	10	10	0	7	7	-	17	3	7	10	3	10	13	-	23	-6
9/17	@ TB	0	0	0	0	7	7	-	7	10	16	26	0	3	3	-	29	-22
9/24	vs PIT	7	10	17	0	0	0	6	23	0	7	7	7	3	10	0	17	+6
9/28	@ GB	0	7	7	0	7	7	-	14	14	7	21	7	7	14	-	35	-21
10/9	vs MIN	2	0	2	7	8	15	-	17	0	3	3	14	3	17	-	20	-3
10/15	@ BAL	0	10	10	7	7	14	3	27	0	3	3	7	14	21	0	24	+3
10/22	vs CAR	7	10	17	0	0	0	-	17	0	3	3	0	0	0	-	3	+14
10/29	@ NO	0	3	3	3	6	9	-	12	7	7	14	0	6	6	-	20	-8
11/12	vs GB	3	3	6	0	10	10	-	16	3	7	10	3	10	13	-	23	-7
11/19	vs DET	10	7	17	0	7	7	-	24	0	21	21	0	6	6	0	27	-3
11/26	@ PHI	0	0	0	3	0	3	-	3	7	17	24	0	7	7	-	31	-28
12/3	vs SF	7	7	14	0	0	0	-	14	3	6	9	3	3	6	-	15	-1
12/10	@ CIN																	
12/16	@ DET																	
12/24	vs CLE																	
12/31	@ MIN																	
Regular Season Totals		36	67	103	20	59	79	9	191	47	104	151	44	72	116	0	267	-76



STATISTICS

CHICAGO BEARS 2017 SEASON LEADERS

PASSING		PLAYER	NO.	PLAYER	NO.
Attempts		Trubisky	193	Glennon	140
Completions		Trubisky	106	Glennon	93
Yards		Trubisky	1,237	Glennon	833
TDs		Trubisky	5	Glennon	4
RECEIVING		PLAYER	NO.	PLAYER	NO.
Receptions		Cohen	39	Wright	33
Yards		Wright	370	Cohen	306
TDs		Miller, Shaheen	2	Seven tied with	1
RUSHING		PLAYER	NO.	PLAYER	NO.
Rushes		Howard	212	Cohen	68
Yards		Howard	885	Cohen	267
TDs		Howard	5	Cohen	2
DEFENSE		PLAYER	NO.	PLAYER	NO.
Total Tackles		Jones	82	Trevathan	63
Solos		Jones	55	Fuller, Amos	51
Assists		Jones	27	Trevathan	17
Sacks		Hicks	7.0	Floyd	4.5
Sack Yards		Hicks	47.0	Floyd	31.0
TFLs		Hicks	14	Floyd	8
FFs		Amos	2	Eight tied with	1
FRs		Hicks	2	Nine tied with	1
PBUs		Fuller	13	Jackson, Amukamara	5
INTs		Five tied with	1		
TDs		Amos, Jackson	1		
Safeties		Floyd	1		
Special Teams Tackles		Houston-Carson	9	Cunningham	8
PUNT RETURNS		PLAYER	NO.	PLAYER	NO.
Returns		Cohen	22	Jackson	2
Yards		Cohen	223	Jackson	6
TDs					
KICKOFF RETURNS		PLAYER	NO.	PLAYER	NO.
Returns		Cohen	18	Thompson	11
Yards		Cohen	413	Thompson	229
TDs					
FIELD GOALS		PLAYER	NO.	PLAYER	NO.
Attempts		Barth	16	Santos	2
Made		Barth	11	Santos	1
PUNTS		PLAYER	NO.	PLAYER	NO.
Punts		O'Donnell	64		
Yards		O'Donnell	2,996		
Average		O'Donnell	46.8		
In-20		O'Donnell	22		
Touchbacks		O'Donnell	5		



STATISTICS

CHICAGO BEARS 2017 RED ZONE EFFICIENCY

BEARS RED ZONE STATS																			
DATE	OPPONENT	Drives In		Scoring			Missed			Blocked		Turnovers	Downs	Time	Avg. Points	GOAL - TO - GO			
		Red Zone	Scores	%	TDs	TD %	FGs	FGs	FG	FGs	FGs					FG	Drives	TDs	TD %
9/10	vs ATL	3	2	66.7%	2	66.7%	0	0	0	0	0	1	0	4.7	2	1	50.0%	0	
9/17	@ TB	3	1	33.3%	1	33.3%	0	0	0	0	0	2	0	2.3	0	0	0.0%	0	
9/24	vs PIT	4	4	100.0%	3	75.0%	1	0	0	0	0	0	0	6.0	3	2	66.7%	1	
9/28	@ GB	2	2	100.0%	2	100.0%	0	0	0	0	0	0	0	7.0	1	1	100.0%	0	
10/9	vs MIN	0	0	0.0%	0	0.0%	0	0	0	0	0	0	0	0.0	0	0	0.0%	0	
10/15	@ BAL	1	1	100.0%	0	0.0%	1	0	0	0	0	0	0	3.0	0	0	0.0%	0	
10/22	vs CAR	1	1	100.0%	0	0.0%	1	0	0	0	0	0	0	3.0	1	0	0.0%	1	
10/29	@ NO	2	2	100.0%	1	50.0%	1	0	0	0	0	0	0	5.0	2	1	50.0%	1	
11/12	vs GB	0	0	0.0%	0	0.0%	0	0	0	0	0	0	0	0.0	0	0	0.0%	0	
11/19	vs DET	4	4	100.0%	3	75.0%	1	0	0	0	0	0	0	6.0	2	1	50.0%	1	
11/26	@ PHI	0	0	0.0%	0	0.0%	0	0	0	0	0	0	0	0.0	0	0	0.0%	0	
12/3	vs SF	1	1	100.0%	1	100.0%	0	0	0	0	0	0	0	7.0	0	0	0.0%	0	
12/10	@ CIN																		
12/16	@ DET																		
12/24	vs CLE																		
12/31	@ MIN																		
Totals		21	18	85.7%	13	61.9%	5	0	0	0	0	3	0	5.0	11	6	54.5%	4	

OPPONENT RED ZONE STATS																			
DATE	OPPONENT	Drives In		Scoring			Missed			Blocked		Turnovers	Downs	Time	Avg. Points	GOAL - TO - GO			
		Red Zone	Scores	%	TDs	TD %	FGs	FGs	FG	FGs	FGs					FG	Drives	TDs	TD %
9/10	vs ATL	3	3	100.0%	1	33.3%	2	0	0	0	0	0	0	4.3	2	1	50.0%	1	
9/17	@ TB	5	4	80.0%	2	40.0%	2	0	0	1	0	0	0	4.0	2	1	50.0%	1	
9/24	vs PIT	4	3	75.0%	2	50.0%	1	0	1	0	0	0	0	4.2	2	2	100.0%	0	
9/28	@ GB	5	5	100.0%	5	100.0%	0	0	0	0	0	0	0	7.0	4	4	100.0%	0	
10/9	vs MIN	3	3	100.0%	1	33.3%	2	0	0	0	0	0	0	4.3	0	0	0.0%	0	
10/15	@ BAL	2	2	100.0%	0	0.0%	2	0	0	0	0	0	0	3.0	2	0	0.0%	2	
10/22	vs CAR	2	1	50.0%	0	0.0%	1	0	0	0	0	1	1.5	0	0	0.0%	0		
10/29	@ NO	3	2	66.7%	2	66.7%	0	0	0	1	0	0	0	4.7	2	2	100.0%	0	
11/12	vs GB	3	2	66.7%	1	33.3%	0	1	0	0	0	0	0	2.3	0	0	0.0%	0	
11/19	vs DET	2	2	100.0%	1	50.0%	1	0	0	0	0	0	0	5.0	1	1	100.0%	0	
11/26	@ PHI	5	3	60.0%	3	60.0%	0	0	0	1	0	1	4.2	1	1	100.0%	0		
12/3	vs SF	5	5	100.0%	0	0.0%	5	0	0	0	0	0	0	3.0	2	0	0.0%	2	
12/10	@ CIN																		
12/16	@ DET																		
12/24	vs CLE																		
12/31	@ MIN																		
Totals		42	35	83.3%	18	42.9%	16	1	1	3	0	2	4.1	18	12	66.7%	6		



STATISTICS

CHICAGO BEARS 2017 DRIVE ENGINEERING

BEARS OFFENSIVE DRIVES																			
DATE	OPPONENT	Total	TDs	FGs	Miss	Block	FG	FG	Punt	Block	INT	Fumble	Downs	Time	Safety	Points	Scoring Efficiency	1st Half	2nd Half
9/10	vs ATL	9	2	1	0	0	0	0	5	0	0	0	1	0	0	17	33.3%	Punt	Punt
9/17	@ TB	9	1	0	0	0	0	0	3	0	2	1	2	0	0	7	11.1%	INT	Punt
9/24	vs PIT	13	3	1	1	0	0	0	6	0	1	1	0	0	0	23	30.8%	Punt	Punt
9/28	@ GB	11	2	0	1	0	0	0	3	0	2	2	0	1	0	14	18.2%	Fumble	Missed FG
10/9	vs MIN	12	2	0	0	0	0	0	7	0	1	1	0	1	0	17	16.7%	Punt	TD
10/15	@ BAL	16	2	2	0	0	0	0	9	0	0	2	0	1	0	20	25.0%	Punt	Punt
10/22	vs CAR	9	0	1	1	0	0	0	6	0	0	0	0	1	0	3	11.1%	Punt	Punt
10/29	@ NO	11	1	2	1	0	0	0	5	0	1	0	1	0	0	12	27.3%	Punt	Punt
11/12	vs GB	11	1	3	0	0	0	0	5	0	0	1	1	0	0	16	36.4%	Punt	Punt
11/19	vs DET	11	3	1	1	0	0	0	4	0	0	1	0	1	0	24	36.4%	FG	Punt
11/26	@ PHI	12	0	1	1	0	0	0	6	0	2	0	1	1	0	3	8.3%	Punt	FG
12/3	vs SF	8	1	0	0	0	0	0	5	0	0	0	0	2	0	14	12.5%	Punt	Punt
12/10	@ CIN																		
12/16	@ DET																		
12/24	vs CLE																		
12/31	@ MIN																		
Totals		132	18	12	6	0	0	0	64	0	9	9	6	8	0	170	22.7%	3	10

Drives aborted as a result of return TD: T.Cohen 61 yd, punt return.

OPPONENT OFFENSIVE DRIVES																			
DATE	OPPONENT	Total	TDs	FGs	Miss	Block	FG	FG	Punt	Block	INT	Fumble	Downs	Time	Safety	Points	Scoring Efficiency	1st Half	2nd Half
9/10	vs ATL	10	2	3	0	0	0	0	3	0	0	0	0	2	0	23	50.0%	FG	Punt
9/17	@ TB	10	2	3	0	0	0	0	3	0	0	1	0	1	0	29	50.0%	FG	Fumble
9/24	vs PIT	11	2	1	0	1	0	0	5	0	0	1	0	1	0	17	27.3%	Punt	Punt
9/28	@ GB	11	5	0	0	0	0	0	5	0	0	0	0	1	0	35	45.5%	TD	TD
10/9	vs MIN	12	2	2	0	0	0	0	6	0	0	0	0	1	1	20	33.3%	Punt	TD
10/15	@ BAL	14	0	3	0	0	0	0	7	0	2	1	0	1	0	24	21.4%	Punt	Punt
10/22	vs CAR	11	0	1	0	0	0	0	5	0	2	1	1	1	0	3	9.1%	Fumble	Downs
10/29	@ NO	12	2	2	0	0	0	0	4	0	0	2	0	2	0	20	33.3%	TD	Punt
11/12	vs GB	11	2	3	1	0	0	0	4	0	0	0	0	1	0	23	45.5%	FG	FG
11/19	vs DET	10	2	2	0	0	0	0	4	0	0	1	0	1	0	27	40.0%	Fumble	Punt
11/26	@ PHI	11	4	1	0	0	0	0	2	0	0	2	1	1	0	31	45.5%	Punt	Downs
12/3	vs SF	8	0	5	0	0	0	0	2	0	1	0	0	0	0	15	62.5%	FG	FG
12/10	@ CIN																		
12/16	@ DET																		
12/24	vs CLE																		
12/31	@ MIN																		
Totals		131	23	26	1	1	0	0	50	0	5	9	2	13	1	267	37.4%	26	20

Drives aborted as a result of return TD: B.Rainey 96 yd, kickoff return; M.Campanaro 77 yd, punt return.



STATISTICS

CHICAGO BEARS 2017 TURNOVER RATIO

	TAKE-AWAYS			POINTS OFF TURNOVERS				Total
	INTs	Fumbles	Total	Scores	TDs	FGs	Conv. %	Points
BEARS	5	11	16	9	8	1	56.3%	59
OPPONENTS	9	10	19	9	6	3	47.4%	51

DATE	OPONENT	TAKE-AWAYS			GIVE-AWAYS			Net	Result
		INTs	Fumbles	Total	INTs	Fumbles	Total	Differential	
9/10	vs ATL	0	0	0	0	0	0	0	L
9/17	@ TB	0	1	1	2	2	4	-3	L
9/24	vs PIT	0	2	2	1	1	2	0	W
9/28	@ GB	0	0	0	2	2	4	-4	L
10/9	vs MIN	0	0	0	1	1	2	-2	L
10/15	@ BAL	2	1	3	0	2	2	1	W
10/22	vs CAR	2	1	3	0	0	0	3	W
10/29	@ NO	0	2	2	1	0	1	1	L
11/12	vs GB	0	0	0	0	1	1	-1	L
11/19	vs DET	0	1	1	0	1	1	0	L
11/26	@ PHI	0	3	3	2	0	2	1	L
12/3	vs SF	1	0	1	0	0	0	1	L
12/10	@ CIN								
12/16	@ DET								
12/24	vs CLE								
12/31	@ MIN								
Totals		5	11	16	9	10	19	-3	3-9



STATISTICS

CHICAGO BEARS 2017 SCORING DRIVES

DATE	OPPONENT	OBTAINED	SCORING PLAY	PAT	PLAYS	NET		DRIVE		SCORE		TIME	
						YARDS	TIME	CHI-OPP	QTR	LEFT	#		
9/10/17	ATL	Punt	C.Barth 54 yd. FG		10	41	4:24	3-3	2	14:55	1		
9/10/17	ATL	Kickoff	J.Howard 4 yd. run	C.Barth kick	7	75	4:15	10-10	2	0:14	2		
9/10/17	ATL	Kickoff	T.Cohen 19 yd. pass from M.Glennon	C.Barth kick	9	75	4:29	17-20	4	7:26	3		
9/17/17	at TB	Punt	D.Thompson 14 yd. pass from M.Glennon	C.Barth kick	7	62	2:07	7-29	4	1:43	4		
9/24/17	PIT	Muffed Punt	J.Howard 3 yd. run	C.Barth kick	6	29	3:24	7-0	1	9:09	5		
9/24/17	PIT	Kickoff	A.Shaheen 2 yd. pass from M.Glennon	C.Barth kick	9	75	4:59	14-7	2	0:43	6		
9/24/17	PIT	Fumble	C.Barth 24 yd. FG		1	-4	0:00	17-7	2	0:00	7		
9/24/17	PIT	Kickoff	J.Howard 19 yd. run	C.Barth kick	4	74	1:33	23-17	OT	8:27	8		
9/28/17	at GB	Punt	K.Wright 5 yd. pass from M.Glennon	C.Barth kick	7	72	1:33	7-21	2	0:08	9		
9/28/17	at GB	Kickoff	J.Howard 3 yd. run	C.Barth kick	15	75	8:53	14-35	4	6:01	10		
10/9/17	MIN	Kickoff	B.Cunningham 38 yd. pass from P.O'Donnell	C.Barth kick	7	75	2:53	9-10	3	5:23	11		
10/9/17	MIN	Kickoff	Z.Miller 20 yd. pass from M.Trubisky	M.Trubisky run	11	79	6:07	17-17	4	12:24	12		
10/15/17	at BAL	FG	C.Barth 24 yd. FG		10	60	4:19	3-0	2	10:54	13		
10/15/17	at BAL	INT	Z.Miller 21 yd. pass from T.Cohen	C.Barth kick	2	20	0:43	10-0	2	2:53	14		
10/15/17	at BAL	Kickoff	D.Sims 27 yd. pass from M.Trubisky	C.Barth kick	7	66	3:41	17-3	3	6:01	15		
10/15/17	at BAL	Punt	C.Barth 40 yd. FG		8	71	5:40	27-24	OT	0:00	16		
10/22/17	CAR	Kickoff	C.Barth 19 yd. FG		5	74	2:08	17-3	2	1:10	17		
10/29/17	at NO	Punt	C.Barth 27 yd. FG		10	67	5:25	3-7	2	14:52	18		
10/29/17	at NO	Punt	C.Barth 44 yd. FG		8	72	3:31	6-14	3	5:42	19		
10/29/17	at NO	Fumble	T.Cohen 1 yd. run	pass failed	10	72	3:34	12-17	4	3:58	20		
11/12/17	GB	Kickoff	C.Barth 45 yd. FG		8	53	5:05	3-3	1	2:15	21		
11/12/17	GB	Punt	C.Barth 44 yd. FG		10	39	1:37	6-10	2	0:00	22		
11/12/17	GB	Kickoff	J.Bellamy 46 yd. pass from M.Trubisky	C.Barth kick	4	70	2:30	13-16	4	10:39	23		
11/12/17	GB	Kickoff	C.Barth 49 yd. FG		8	49	2:10	16-23	4	3:19	24		
11/19/17	DET	Kickoff	C.Barth 23 yd. FG		13	70	6:39	3-0	1	8:21	25		
11/19/17	DET	Fumble	A.Shaheen 1 yd. pass from M.Trubisky	C.Barth kick	3	55	1:23	10-0	1	3:23	26		
11/19/17	DET	Kickoff	J.Howard 12 yd. run	C.Barth kick	8	78	5:30	17-7	2	8:30	27		
11/19/17	DET	Kickoff	T.Cohen 15 yd. run	C.Barth kick	8	78	4:59	24-24	4	5:02	28		
11/26/17	at PHI	Kickoff	C.Santos 38 yd. FG		10	36	6:20	3-24	3	8:40	29		
12/3/17	SF	INT	D.Inman 8 yd. pass from M.Trubisky	C.Santos kick	8	59	4:31	7-3	1	0:10	30		
													31
													32
													33
													34
													35
													36
													37
													38
													39
													40
													41
													42
													43
													44
													45
													46
													47
													48
													49
													50
													51
													52
													53
													54
													55
													56
													57
													58
													59
													60
TOTALS					233	1617							



CHICAGO BEARS GAME RELEASE

STATISTICS

OPPONENTS 2017 SCORING DRIVES

DATE	OPPONENT	OBTAINED	SCORING PLAY	PAT	PLAYS	NET YARDS	DRIVE TIME	SCORE CHI-OPP	QTR	TIME LEFT	#
9/10/17	ATL	Kickoff	M.Bryant 48 yd. FG		11	62	7:04	0-3	1	7:56	1
9/10/17	ATL	Punt	D.Freeman 5 yd. run	M.Bryant kick	11	83	6:59	3-10	2	4:29	2
9/10/17	ATL	Punt	M.Bryant 28 yd. FG		13	76	6:29	10-13	3	2:10	3
9/10/17	ATL	Punt	A.Hooper 88 yd. pass from M.Ryan	M.Bryant kick	3	95	0:59	10-20	4	11:55	4
9/10/17	ATL	Kickoff	M.Bryant 37 yd. FG		9	56	4:02	17-23	4	3:24	5
9/17/17	at TB	Kickoff	N.Folk 42 yd. FG		13	51	6:02	0-3	1	8:58	6
9/17/17	at TB	Fumble	M.Evans 13 yd. pass from J.Winston	N.Folk kick	1	13	0:05	0-10	1	0:10	7
9/17/17	at TB	Fumble	J.Rodgers 1 yd. run	N.Folk kick	9	35	3:56	0-17	2	7:30	8
9/17/17	at TB	Punt	N.Folk 50 yd. FG		8	48	1:04	0-26	2	0:00	9
9/17/17	at TB	Punt	N.Folk 23 yd. FG		16	87	8:36	0-29	4	12:26	10
9/24/17	PIT	Punt	A.Brown 7 yd. pass from B.Roethlisberger	C.Boswell kick	13	77	7:11	7-7	2	5:42	11
9/24/17	PIT	Fumble	L.Bell 1 yd. run	C.Boswell kick	6	16	2:42	17-14	3	6:43	12
9/24/17	PIT	INT	C.Boswell 32 yd. FG		4	7	0:54	17-17	4	8:03	13
9/28/17	at GB	Kickoff	D.Adams 5 yd. pass from A.Rodgers	M.Crosby kick	10	75	5:11	0-7	1	9:49	14
9/28/17	at GB	Fumble	R.Cobb 2 yd. Pass from A.Rodgers	M.Crosby kick	3	3	0:45	0-14	1	8:56	15
9/28/17	at GB	INT	A.Jones 2 yd. run	M.Crosby kick	2	60	0:45	0-21	2	4:48	16
9/28/17	at GB	Missed FG	J.Nelson 4 yd. pass from A.Rodgers	M.Crosby kick	13	63	7:43	7-28	3	4:09	17
9/28/17	at GB	INT	J.Nelson 8 yd. pass from A.Rodgers	M.Crosby kick	6	42	2:51	7-35	4	14:54	18
10/9/17	MIN	Fumble	K.Forbath 26 yd. FG		4	5	1:26	2-3	2	1:02	19
10/9/17	MIN	Kickoff	K.Rudolph 13 yd. pass from C.Keenum	K.Forbath kick	13	75	6:44	2-10	3	8:16	20
10/9/17	MIN	Kickoff	J.McKinnon 38 yd. run	K.Forbath kick	5	82	1:52	9-17	3	3:31	21
10/9/17	MIN	INT	K.Forbath 26 yd. FG		6	20	2:08	17-20	4	0:12	22
10/15/17	at BAL	Punt	J.Tucker 27 yd. FG		12	55	1:37	10-3	2	0:03	23
10/15/17	at BAL	Fumble	J.Tucker 31 yd. FG		10	26	3:58	17-13	4	11:26	24
10/15/17	at BAL	Kickoff	J.Tucker 50 yd. FG		10	44	2:12	24-16	4	2:56	25
10/22/17	CAR	Kickoff	G.Gano 36 yd. FG		16	56	9:10	14-3	2	3:18	26
10/29/17	at NO	Kickoff	A.Kamara 8 yd. run	W.Lutz kick	7	81	3:52	0-7	1	11:08	27
10/29/17	at NO	Kickoff	M.Ingram 1 yd. run	W.Lutz kick	8	80	4:30	3-14	2	3:41	28
10/29/17	at NO	Punt	W.Lutz 45 yd. FG		7	26	2:26	6-17	4	12:54	29
10/29/17	at NO	Downs	W.Lutz 49 yd. FG		4	7	0:16	12-20	4	1:35	30
11/12/17	GB	Punt	M.Crosby 40 yd. FG		11	70	4:37	0-3	1	7:20	31
11/12/17	GB	Punt	T.Montgomery 37 yd. run	M.Crosby kick	3	79	1:43	3-10	2	11:41	32
11/12/17	GB	Kickoff	M.Crosby 24 yd. FG		10	40	4:44	6-13	3	10:16	33
11/12/17	GB	Punt	M.Crosby 50 yd. FG		10	26	4:20	6-16	4	13:09	34
11/12/17	GB	Kickoff	D.Adams 19 yd. pass from B.Hundley	M.Crosby kick	8	75	5:10	13-23	4	5:29	35
11/19/17	DET	Kickoff	M.Jones 28 yd. pass from M.Stafford	M.Prater kick	7	86	3:13	17-14	2	5:17	36
11/19/17	DET	Punt	A.Abdullah 2 yd. pass from M.Stafford	M.Prater kick	8	72	3:15	17-21	2	0:20	37
11/19/17	DET	Punt	M.Prater 27 yd. FG		12	54	7:05	17-24	4	5:02	38
11/19/17	DET	Kickoff	M.Prater 52 yd. FG		9	42	3:27	24-27	4	1:35	39
11/26/17	at PHI	Punt	Z.Ertz 17 yd. pass from C.Wentz	J.Elliott kick	8	44	3:36	0-7	1	6:04	40
11/26/17	at PHI	Missed FG	N.Agholor 15 yd. pass from C.Wentz	J.Elliott kick	9	56	5:27	0-14	2	10:52	41
11/26/17	at PHI	Punt	J.Elliott 45 yd. FG		5	18	2:29	0-17	2	6:52	42
11/26/17	at PHI	Punt	A.Jeffery 8 yd. pass from C.Wentz	J.Elliott kick	13	69	4:33	0-24	2	0:05	43
11/26/17	at PHI	Punt	N.Agholor fumble recovery in end zone	J.Elliott kick	6	73	2:25	3-31	4	13:37	44
12/3/17	SF	Kickoff	R.Gould 33 yd. FG		14	60	6:48	0-3	1	8:12	45
12/3/17	SF	Kickoff	R.Gould 28 yd. FG		7	66	3:13	7-6	2	11:57	46
12/3/17	SF	Kickoff	R.Gould 35 yd. FG		11	58	5:25	14-9	2	0:24	47
12/3/17	SF	Punt	R.Gould 34 yd. FG		16	70	8:19	14-12	3	1:57	48
12/3/17	SF	Punt	R.Gould 24 yd. FG		14	86	5:23	14-15	4	0:04	49
											50
											51
											52
											53
											54
											55
											56
											57
											58
											59
											60
TOTALS					434	2650					



STATISTICS

CHICAGO BEARS 2017 BIG PASSING PLAYS

BEARS COMPLETIONS OF 20 OR MORE YARDS						OPPONENT COMPLETIONS OF 20 OR MORE YARDS						
DATE	OPPONENT	QTR	PASSER	RECEIVER	YARDS	#	YARDS	RECEIVER	PASSER	QTR	OPPONENT	DATE
10/22/17	CAR	2	Trubisky	Cohen	70	1	88t	Hooper	Ryan	4	ATL	9/10/17
11/12/17	GB	4	Trubisky	Bellamy	46t	2	58	Nelson	Rodgers	2	at GB	9/28/17
10/29/17	at NO	1	Trubisky	McBride	45	3	54	Coleman	Brees	1	at NO	10/29/17
10/9/17	MIN	3	O'Donnell	Cunningham	38t	4	53	Ginn	Brees	4	at NO	10/29/17
11/19/17	DET	4	Trubisky	Inman	32	5	42	Adams	Hundley	4	GB	11/12/17
11/12/17	GB	1	Trubisky	Shaheen	31	6	40	Golladay	Stafford	2	DET	11/19/17
9/28/17	at GB	2	Glennon	Miller	29	7	40	Hooper	Ryan	4	ATL	9/10/17
10/15/17	at BAL	3	Trubisky	Sims	27t	8	38	Cobb	Hundley	1	GB	11/12/17
11/12/17	GB	2	Trubisky	Inman	26	9	37	Benjamin	Newton	2	CAR	10/22/17
10/29/17	at NO	2	Trubisky	McBride	25	10	34	Kamara	Brees	4	at NO	10/29/17
10/22/17	CAR	1	Trubisky	Miller	24	11	33	Taylor	Garoppolo	4	SF	12/3/17
11/19/17	DET	1	Trubisky	Shaheen	22	12	28t	Jones	Stafford	2	DET	11/19/17
10/29/17	at NO	3	Trubisky	McBride	22	13	26	Ebron	Stafford	4	DET	11/19/17
9/10/17	ATL	2	Glennon	Sims	22	14	26	Bennett	Rodgers	1	at GB	9/28/17
9/28/17	at GB	3	Glennon	Wright	22	15	26	Cobb	Rodgers	3	at GB	9/28/17
10/15/17	at BAL	2	Cohen	Miller	21t	16	25	Jones	Ryan	2	ATL	9/10/17
12/3/17	SF	4	Trubisky	Cohen	21	17	25	Smith-Schuster	Roethlisberger	4	PIT	9/24/17
10/9/17	MIN	4	Trubisky	Miller	20t	18	24	Jones	Stafford	2	DET	11/19/17
9/17/17	at TB	4	Glennon	Thompson	20	19	23	Brown	Roethlisberger	2	PIT	9/24/17
						20	23	Thomas	Brees	3	at NO	10/29/17
						21	22	Celek	Garoppolo	2	SF	12/3/17
						22	22	Ertz	Wentz	3	at PHI	11/26/17
						23	22	Brown	Roethlisberger	2	PIT	9/24/17
						24	22	Thomas	Brees	4	at NO	10/29/17
						25	21	Jackson	Winston	2	at TB	9/17/17
						26	20	Goodwin	Garoppolo	1	SF	12/3/17
						27	20	Coleman	Ryan	3	ATL	9/10/17
						28	20	Funchess	Newton	2	CAR	10/22/17
						29	20	McCaffery	Newton	3	CAR	10/22/17
						30	20	Samuel	Newton	3	CAR	10/22/17
						31						
						32						
						33						
						34						
						35						
						36						
						37						
						38						
						39						
						40						
						41						
						42						
						43						
						44						
						45						
						46						
						47						
						48						
						49						
						50						
						51						
						52						
						53						
						54						
						55						
						56						
						57						
						58						
						59						
						60						



STATISTICS

CHICAGO BEARS 2017 BIG RUSHING PLAYS

BEARS RUSHES OF 10 OR MORE YARDS							OPPONENT RUSHES OF 10 OR MORE YARDS				
DATE	OPPONENT	QTR	RUSHER	YARDS	#	YARDS	RUSHER	QTR	OPPONENT	DATE	
10/15/17	at BAL	OT	Howard	53	1	58t	McKinnon	3	MIN	10/9/17	
11/19/17	DET	1	Howard	50	2	37t	Montgomery	2	GB	11/12/17	
10/29/17	at NO	3	Howard	50	3	30	Aiyi	4	at PHI	11/26/17	
10/29/17	at NO	4	Trubisky	46	4	30	Collins	2	at BAL	10/15/17	
9/10/17	ATL	2	Cohen	46	5	22	Blount	2	at PHI	11/26/17	
9/24/17	PIT	OT	Cohen	36	6	22	Keenum	4	MIN	10/9/17	
9/24/17	PIT	2	Cohen	26	7	18	Ingram	2	at NO	10/29/17	
11/12/17	GB	2	Howard	25	8	18	Hyde	4	SF	12/3/17	
9/24/17	PIT	OT	Howard	19t	9	17	Hundley	4	GB	11/12/17	
11/19/17	DET	4	Trubisky	19	10	16	Wentz	2	at PHI	11/26/17	
10/15/17	at BAL	2	Trubisky	19	11	14	Hyde	2	SF	12/3/17	
9/10/17	ATL	3	Cohen	18	12	14	Barber	3	at TB	9/17/17	
9/24/17	PIT	OT	Howard	18	13	14	Newton	1	CAR	10/22/17	
9/24/17	PIT	3	Howard	17	14	13	Blount	1	at PHI	11/26/17	
11/19/17	DET	4	Howard	16	15	13	Ryan	1	ATL	9/10/17	
9/28/17	at GB	2	Howard	16	16	13	Bell	4	PIT	9/24/17	
11/19/17	DET	4	Cohen	15t	17	13	Stewart	2	CAR	10/22/17	
9/10/17	ATL	1	Cohen	15	18	12	Allen	2	at BAL	10/15/17	
9/24/17	PIT	3	Howard	15	19	12	Newton	3	CAR	10/22/17	
12/3/17	SF	1	Howard	14	20	12	Ingram	4	at NO	10/29/17	
11/12/17	GB	1	Howard	14	21	11	Abdullah	1	DET	11/19/17	
9/24/17	PIT	1	Howard	13	22	11	Allen	4	at BAL	10/15/17	
9/24/17	PIT	2	Howard	13	23	11	Montgomery	1	at GB	9/28/17	
10/9/17	MIN	3	Trubisky	13	24	11	Jones	3	at GB	9/28/17	
10/9/17	MIN	3	Howard	13	25	11	Thielen	3	MIN	10/9/17	
11/19/17	DET	2	Howard	12t	26	10	Riddick	3	DET	11/19/17	
11/19/17	DET	4	Howard	12	27	10	Rodgers	3	at TB	9/17/17	
9/28/17	at GB	4	Cunningham	12	28	10	Stewart	2	CAR	10/22/17	
11/26/17	at PHI	4	Trubisky	11	29	10	Kamara	2	at NO	10/29/17	
10/22/17	CAR	4	Howard	11	30						
10/15/17	at BAL	3	Howard	11	31						
10/9/17	MIN	1	Howard	11	32						
9/10/17	ATL	1	Howard	11	33						
9/24/17	PIT	1	Howard	11	34						
11/19/17	DET	1	Trubisky	10	35						
11/19/17	DET	1	Cohen	10	36						
					37						
					38						
					39						
					40						
					41						
					42						
					43						
					44						
					45						
					46						
					47						
					48						
					49						
					50						
					51						
					52						
					53						
					54						
					55						
					56						
					57						
					58						
					59						
					60						



STATISTICS

CHICAGO BEARS 2017 BIG RETURN PLAYS

BEARS INTERCEPTION RETURNS OF 20 OR MORE YARDS						OPPONENT INTERCEPTION RETURNS OF 20 OR MORE YARDS						
DATE	OPPONENT	QTR	PASSER	RETURNER	YARDS	#	YARDS	RETURNER	PASSER	QTR	OPPONENT	DATE
10/15/17	at BAL	4	Flacco	Amos	90t	1	59	Graham	Trubisky	4	at PHI	11/26/17
10/22/17	CAR	2	Newton	Jackson	76t	2	47t	McClain	Glennon	2	at TB	9/17/17
10/15/17	at BAL	2	Flacco	Callahan	52	3	25	Lattimore	Trubisky	4	at NO	10/29/17
						4	22	Alexander	Glennon	1	at TB	9/17/17
						5						
						6						
						7						
						8						
						9						
						10						
BEARS FUMBLE RETURNS OF 20 OR MORE YARDS						OPPONENT FUMBLE RETURNS OF 20 OR MORE YARDS						
DATE	OPPONENT	QTR	FUMBLED BY	RETURNER	YARDS	#	YARDS	RETURNER	FUMBLED BY	QTR	OPPONENT	DATE
10/22/17	CAR	1	Newton	Jackson	75t	1	27t	Hayden	Trubisky	2	DET	11/19/17
9/17/17	at TB	3	Sims III	Floyd	21	2						
						3						
						4						
						5						
BEARS PUNT RETURNS OF 20 OR MORE YARDS						OPPONENT PUNT RETURNS OF 20 OR MORE YARDS						
DATE	OPPONENT	QTR		RETURNER	YARDS	#	YARDS	RETURNER		QTR	OPPONENT	DATE
12/3/17	SF	2		Cohen	61t	1	77t	Campanaro		4	at BAL	10/15/17
10/15/17	at BAL	3		Cohen	21	2	21	Sherels		2	MIN	10/9/17
						3						
						4						
						5						
						6						
						7						
						8						
						9						
						10						
BEARS KICKOFF RETURNS OF 30 OR MORE YARDS						OPPONENT KICKOFF RETURNS OF 30 OR MORE YARDS						
DATE	OPPONENT	QTR		RETURNER	YARDS	#	YARDS	RETURNER		QTR	OPPONENT	DATE
10/29/17	at NO	4		Cohen	46	1	96t	Rainey		3	at BAL	10/15/17
11/26/17	at PHI	3		Cohen	39	2	34	Davis		3	GB	11/12/17
10/15/17	at BAL	4		Cohen	37	3	30	Bolden		1	SF	12/3/17
11/12/17	GB	3		Cohen	34	4						
11/19/17	DET	1		Cohen	30	5						
						6						
						7						
						8						
						9						
						10						



STATISTICS

2017 REPLAY CHALLENGES

R.A. = (Booth) Replay Assistant

#	Date	Opponent	Quarter	Time on Clock	Line of Scrimmage	Original Play	Challenge by	Challenge Result	Play Result
1	9/10/17	ATL	4	0:56	ATL 42	M. Glennon pass incomplete to D. Thompson	R.A.	Upheld	
2	9/10/17	ATL	4	0:39	ATL 28	M. Glennon pass incomplete to T. Cohen	R.A.	Upheld	
3	9/17/17	at TB	2	4:21	CHI 41	R. McClain 47 yd. INT return TD	R.A.	Upheld	
4	9/17/17	at TB	3	8:26	CHI 18	C. Sims III fumbles, recovered by L. Floyd	R.A.	Upheld	
5	9/24/17	PIT	2	0:06	CHI 18	M. Cooper fumbles OB in EZ, touchback	R.A.	Reversed	Penalty on PIT J. Berry, Illegal Bat enforced at PIT 1
6	9/24/17	PIT	3	9:34	CHI 25	J. Howard fumbles, recovered by R. Shazier	R.A.	Upheld	
7	9/24/17	PIT	OT	9:14	CHI 27	T. Cohen ran OB at PIT 37 for 36 yds.	R.A.	Upheld	
8	9/28/17	at GB	1	1:01	GB 11	J. Vogel punts 47 yds. To CHI 42, downed by J. Janis	GB	Upheld	
9	9/28/17	at GB	3	9:52	CHI 40	A. Rodgers pass to M. Bennett for 8 yds.	CHI	Reversed	A. Rodgers pass to M. Bennett for 7 yds.
10	10/9/17	MIN	3	5:45	MIN 38	M. Trubisky pass to M. Wheaton for 13 yds.	MIN	Reversed	M. Trubisky pass incomplete
11	10/15/17	at BAL	3	6:06	Kickoff	B. Rainey 96 yard return TD	R.A.	Upheld	
12	10/15/17	at BAL	4	5:29	CHI 30	A. Amos 90 yd. INT return TD	R.A.	Upheld	
13	10/22/17	CAR	2	1:18	CAR 2	M. Trubisky 2 yd. TD run	R.A.	Reversed	M. Trubisky 1 yd. run
15	10/29/17	at NO	2	14:20	NO 40	A. Kamara fumbles, recovered by E. Goldman	R.A.	Reversed	A. Kamara 0 yd. run
14	10/29/17	at NO	3	5:55	NO 25	Z. Miller 25 yd. TD pass from M. Trubisky	R.A.	Reversed	M. Trubisky pass incomplete
16	10/29/17	at NO	4	15:00	NO 44	D. Brees pass incomplete	CHI	Upheld	
17	11/12/17	GB	2	8:09	GB 25	M. Trubisky 23 yd. pass to B. Cunningham pushed ob	CHI	Reversed	B. Cunningham fumbles ball out of bounds in end zone. Touchback
18	11/26/17	at PHI	2	3:11	PHI 43	N. Ajunor 9 yd. pass from C. Wentz	PHI	Upheld	
19	11/26/17	at PHI	4	2:22	PHI 32	M. Trubisky intercepted by R. Douglas	R.A.	Reversed	M. Trubisky pass incomplete
20	12/3/17	SF	1	4:50	SF 47	J. Garoppolo intercepted by K. Fuller	R.A.	Upheld	
21	12/3/17	SF	3	2:18	CHI 16	J. Garoppolo pass incomplete	SF	Upheld	
22	12/3/17	SF	2	10:37	CHI 25	M. Trubisky 9 yd. run	CHI	Upheld	
23									
24									
25									

Bears All-time Challenges

Year	Challenges	Reversed	Pct
2017	4	2	50.0%
2016	6	2	33.3%
2015	4	1	25.0%
2014	2	1	50.0%
2013	5	3	60.0%
2012	4	1	25.0%
2011	6	4	66.7%
2010	6	1	16.7%
2009	10	2	20.0%
2008	10	4	40.0%
2007	6	3	50.0%
2006	9	3	33.3%
2005	8	1	12.5%
2004	10	4	40.0%
2003	6	2	33.3%
2002	5	3	60.0%
2001	4	1	25.0%
2000	5	2	40.0%
1999	5	2	40.0%
TOTAL	115	42	36.5%

Opponent All-time Challenges

Year	Challenges	Reversed	Pct
2017	4	1	25.0%
2016	4	1	25.0%
2015	8	5	62.5%
2014	7	2	28.6%
2013	4	2	50.0%
2012	4	3	75.0%
2011	11	6	54.5%
2010	11	2	18.2%
2009	6	2	33.3%
2008	13	8	61.5%
2007	9	4	44.4%
2006	6	3	50.0%
2005	8	2	25.0%
2004	6	3	50.0%
2003	6	0	0.0%
2002	10	8	80.0%
2001	3	1	33.3%
2000	8	1	12.5%
1999	4	0	0.0%
TOTAL	132	54	40.9%

Replay Assistant All-time Challenges

Year	Challenges	Upheld in Bears favor	Reversed in Bears favor
2017	14	3	2
2016	4	0	2
2015	15	3	4
2014	19	4	3
2013	16	7	0
2012	23	7	5
2011	7	2	0
2010	7	4	0
2009	1	0	0
2008	9	2	2
2007	9	2	2
2006	7	3	3
2005	1	1	0
2004	1	0	0
2003	4	2	1
2002	8	3	1
2001	7	4	1
2000	7	2	1
1999	8	2	0
TOTAL	167	51	25



STATISTICS

CHICAGO BEARS 2017 WEEK-BY-WEEK NFL RANKINGS

OFFENSE										
Week	Total Yds per GM	Rush Yds per GM	Pass Yds per GM	1st DNs per GM	Points per GM	PCT had INT	Sacks per PA	3rd DN EFF		
1	301.0	125.0	176.0	20.0	17.0	0.0%	0.10	38.5%		
	16	8	211	12t	20t	11	22t	15t		
2	305.5	72.5	233.0	19.5	12.0	2.4%	0.06	44.4%		
	21	26	15t	14t	25t	21t	10t	11		
3	305.0	121.7	183.3	19.0	15.7	2.8%	0.07	41.0%		
	21	8	27	17t	28	19	15	11		
4	306.3	117.5	188.8	19.3	15.3	3.6%	0.06	41.2%		
	23	12	27	18t	29	26	11	12		
5	299.8	117.0	182.8	18.6	15.6	3.6%	0.05	38.1%		
	27	12	28	20	30	28	8	17t		
6	306.8	136.0	170.8	18.5	17.5	3.3%	0.07	36.3%		
	26	3	29	22t	28t	25	15	25		
7	284.9	126.3	158.6	16.6	17.4	3.2%	0.09	34.1%		
	30	7	31	30t	26	25	22	28		
8	287.6	130.1	157.5	16.6	16.8	3.2%	0.09	36.1%		
	29	4	31	30	28	25	23	23		
9	287.6	130.1	157.5	16.6	16.8	3.2%	0.09	36.1%		
	29	6	32	30t	27	26	23	23		
BYE	291.6	121.8	169.8	16.3	16.7	2.7%	0.09	35.2%		
	29	9	31	31	28t	23	27	24t		
11	302.2	131.8	170.4	17.1	17.4	2.4%	0.09	35.1%		
	26	5	31	28	27t	17	25	27		
12	287.5	120.4	167.1	16.4	16.1	2.8%	0.08	34.0%		
	29	8	31	30	29	24	23	27		
13	275.8	115.5	160.3	15.7	15.9	2.7%	0.09	35.1%		
	32	12t	32	32	30	22	24	28		
14										
15										
16										
17										

SPECIAL TEAMS					
RETURNS					
Week	Punt Ret. Avg.	KR Avg.	Gross Punt Avg.	Net Punt Avg.	
1	15.0	23.3	46.8	43.0	
	4	8	7	19	
2	11.0	22.6	51.5	41.4	
	7	12	2	14t	
3	9.2	22.8	48.5	41.6	
	13	12	6	15	
4	7.8	23.4	48.6	42.6	
	12	9	4	9	
5	7.3	20.8	47.2	39.6	
	18	19	11	27	
6	8.1	20.8	47.1	37.5	
	16	18	9	30	
7	7.9	20.8	47.4	38.9	
	17	19	9	27	
8	7.4	22.1	48.2	39.7	
	17	13	6	26	
9	7.4	22.1	48.2	39.7	
	18	11	5	26	
BYE	7.5	21.9	48.2	39.7	
10	19	12	5	25	
11	7.3	22.3	48.0	39.8	
	19	12	5	25	
12	7.3	21.8	47.4	39.7	
	19	14	6	24	
13	9.5	21.2	46.8	39.4	
	8	17	9	26	
14					
15					
16					
17					

DEFENSE										
Week	Total Yds per GM	Rush Yds per GM	Pass Yds per GM	1st DNs per GM	Points per GM	PCT had INT	Sacks per PA	3rd DN EFF		
1	372.0	64.0	308.0	18.0	23.0	0.0%	0.06	45.5%		
	25	10t	27	11	19t	19t	15	21		
2	341.5	90.5	251.0	20.0	26.0	0.0%	0.07	50.0%		
	25	15	24	20t	28	24t	19	26t		
3	321.7	83.7	238.0	19.7	23.0	0.0%	0.07	45.9%		
	12	9	20	19t	21t	27t	15	26		
4	306.3	85.5	220.8	19.0	26.0	0.0%	0.07	47.1%		
	8	6	15	13t	27	29t	18	30		
5	305.0	100.2	204.8	18.6	24.8	0.0%	0.08	45.5%		
	6	13	8	10t	25t	30t	10	28		
6	302.7	104.3	198.3	18.2	24.7	1.0%	0.08	39.3%		
	6	15	8	8	25	29	12	17		
7	301.3	104.9	196.4	18.4	21.6	1.7%	0.09	39.4%		
	7	11	9	10t	14	25	8	16		
8	312.0	104.4	207.6	18.5	21.4	1.5%	0.09	38.0%		
	8	12	10	12	14	26	9	15		
9	312.0	104.4	207.6	18.5	21.4	1.5%	0.09	38.0%		
	8	13	11	11	13	26	7	13		
10	315.3	110.6	204.8	18.4	21.6	1.4%	0.09	38.7%		
	9	15	10	10t	13	28	6	13		
11	319.0	106.0	213.0	18.6	22.1	1.3%	0.09	38.1%		
	11	12	12	11t	15	29	3	11		
12	328.2	112.4	215.8	19.1	22.9	1.1%	0.08	38.7%		
	12	16	12	15	15	30	7	15		
13	333.2	112.2	221.0	19.4	22.3	1.3%	0.08	40.5%		
	14	15	12	16	14	30	8	21		
14										
15										
16										
17										

COVERAGE					
Week	Punt Ret. Avg.	KR Avg.	Gross Punt Avg.	Net Punt Avg.	
1	12.0	11.0	59.3	44.3	
	26	10t	30	24t	
2	13.7	11.0	54.0	44.8	
	27	4	31	31	
3	9.3	17.5	47.9	41.1	
	23	7	26	17	
4	8.7	17.5	47.8	42.7	
	24	3	28	24	
5	10.2	21.5	46.5	41.6	
	25	14t	23	18	
6	15.6	30.8	48.6	43.4	
	32	32	30	28	
7	13.9	29.1	49.1	43.8	
	30	32	30	29	
8	13.0	26.8	49.3	44.1	
	30	29	31	30	
9	13.0	26.8	49.3	44.1	
	31	29	31	31	
10	12.6	26.6	48.5	43.5	
	31	29	30	29	
11	12.1	24.4	48.0	43.2	
	32	26	30	30	
12	12.2	24.4	47.8	43.2	
	31	27	30	30	
13	11.8	24.7	47.3	41.5	
	29	27	29	23	
14					
15					
16					
17					



CHICAGO BEARS GAME RELEASE

STATISTICS

CHICAGO BEARS 2017 RECORD WHEN ...

SITUATIONS	2008	2009	2010	2011	2012	2013	2014	2015	2016	2017
REGULAR SEASON	9 - 7	7 - 9	11 - 5	8 - 8	10 - 6	8 - 8	5 - 11	6 - 10	3 - 13	3 - 9
POST-SEASON			1 - 1							
HOME	6 - 2	5 - 3	5 - 3	5 - 3	5 - 3	5 - 3	2 - 6	1 - 7	3 - 5	2 - 5
ROAD	3 - 5	2 - 6	6 - 2	3 - 5	5 - 3	3 - 5	3 - 5	5 - 3	0 - 8	1 - 4
vs. NFC Central/North	4 - 2	3 - 3	5 - 1	3 - 3	3 - 3	2 - 4	1 - 5	1 - 5	2 - 4	0 - 4
HOME	3 - 0	2 - 1	3 - 0	2 - 1	2 - 1	1 - 2	1 - 2	0 - 3	2 - 1	0 - 3
ROAD	1 - 2	1 - 2	2 - 1	1 - 2	1 - 2	1 - 2	0 - 3	1 - 2	0 - 3	0 - 1
vs. NFC	7 - 5	5 - 7	8 - 4	7 - 5	7 - 5	4 - 8	4 - 8	3 - 9	3 - 9	1 - 9
HOME	5 - 1	3 - 3	4 - 2	4 - 2	4 - 2	3 - 3	2 - 4	0 - 7	3 - 3	1 - 5
ROAD	2 - 4	2 - 4	4 - 2	3 - 3	3 - 3	1 - 5	2 - 4	3 - 2	0 - 6	0 - 4
vs. AFC	2 - 2	2 - 2	3 - 1	1 - 3	3 - 1	4 - 0	1 - 3	3 - 1	0 - 4	2 - 0
HOME	1 - 1	2 - 0	1 - 1	1 - 1	1 - 1	2 - 0	0 - 2	1 - 1	0 - 2	1 - 0
ROAD	1 - 1	0 - 2	2 - 0	0 - 2	2 - 0	2 - 0	1 - 1	2 - 0	0 - 2	1 - 0
OUTDOORS	7 - 5	6 - 7	8 - 5	7 - 6	8 - 5	8 - 5	4 - 10	5 - 9	3 - 8	3 - 8
DOMES	2 - 2	1 - 2	3 - 0	1 - 2	2 - 1	0 - 3	1 - 1	1 - 1	0 - 5	0 - 1
NATURAL GRASS	6 - 5	5 - 4	7 - 3	6 - 5	8 - 4	7 - 5	3 - 7	4 - 7	3 - 8	3 - 7
ARTIFICIAL SURFACE	3 - 2	2 - 5	4 - 2	2 - 3	2 - 2	1 - 3	2 - 4	2 - 3	0 - 7	0 - 2
Positive Turnover Margin	4 - 1	6 - 1	7 - 0	4 - 2	9 - 3	5 - 0	4 - 2	2 - 2	1 - 2	2 - 3
Negative Turnover Margin	2 - 2	0 - 6	3 - 2	1 - 4	1 - 3	2 - 4	1 - 9	3 - 5	1 - 10	0 - 4
Equal Turnover Margin	3 - 4	1 - 2	1 - 3	3 - 2	0 - 0	1 - 4	0 - 0	1 - 3	1 - 1	1 - 2
SCORE FIRST	6 - 5	4 - 1	6 - 3	5 - 3	7 - 2	3 - 3	1 - 3	1 - 3	2 - 6	3 - 2
OPP. SCORES FIRST	3 - 2	3 - 8	5 - 2	3 - 5	3 - 4	5 - 5	4 - 8	5 - 7	1 - 7	0 - 7
ALLOW 0-17 POINTS	5 - 0	3 - 1	6 - 3	4 - 2	5 - 2	0 - 0	3 - 1	3 - 1	3 - 1	2 - 1
ALLOW 18+ POINTS	4 - 7	4 - 8	5 - 2	4 - 6	5 - 4	8 - 8	2 - 10	3 - 9	0 - 12	1 - 8
SCORE 0-17 POINTS	0 - 4	2 - 7	1 - 4	1 - 6	1 - 6	0 - 1	0 - 7	1 - 2	1 - 9	1 - 7
SCORE 18+ POINTS	9 - 3	5 - 2	10 - 1	7 - 2	9 - 0	8 - 7	5 - 4	5 - 8	2 - 4	2 - 2
3-POINT GAMES OR LESS	2 - 3	1 - 0	2 - 2	0 - 1	2 - 0	3 - 2	0 - 1	3 - 4	1 - 3	1 - 3
7-POINT GAMES OR LESS	5 - 5	3 - 5	6 - 3	4 - 2	2 - 3	5 - 2	0 - 4	4 - 6	0 - 3	2 - 5
IN OVERTIME	2 - 1	1 - 0	0 - 0	0 - 1	0 - 1	1 - 1	0 - 1	0 - 2	0 - 0	2 - 0
WIN COIN TOSS	4 - 5	5 - 1	6 - 5	4 - 5	5 - 4	4 - 4	3 - 5	2 - 5	2 - 5	3 - 6
LOSE COIN TOSS	5 - 2	2 - 8	5 - 0	4 - 3	5 - 2	4 - 4	2 - 6	4 - 5	1 - 8	0 - 3
LEAD AFTER 1st QTR	6 - 4	3 - 0	6 - 0	6 - 1	8 - 1	2 - 3	1 - 2	1 - 0	2 - 4	2 - 3
TRAIL AFTER 1st QTR	0 - 3	3 - 5	3 - 2	1 - 3	0 - 3	3 - 3	3 - 5	4 - 9	1 - 7	0 - 5
TIED AFTER 1st QTR	3 - 0	1 - 4	2 - 3	1 - 4	2 - 2	3 - 2	1 - 4	1 - 1	0 - 2	1 - 1
LEAD @ HALFTIME	7 - 1	4 - 0	6 - 2	8 - 2	8 - 0	5 - 0	3 - 1	4 - 1	3 - 3	3 - 1
TRAIL @ HALFTIME	2 - 5	1 - 9	4 - 3	0 - 5	1 - 6	2 - 7	2 - 8	2 - 7	0 - 9	0 - 7
TIED @ HALFTIME	0 - 1	2 - 0	1 - 0	0 - 1	1 - 0	1 - 1	0 - 2	0 - 2	0 - 1	0 - 1
LEAD AFTER 3rd QTR	7 - 2	6 - 3	8 - 0	7 - 1	9 - 1	4 - 2	4 - 2	2 - 1	3 - 2	3 - 1
TRAIL AFTER 3rd QTR	2 - 5	1 - 6	3 - 4	1 - 7	1 - 5	3 - 6	1 - 8	4 - 7	0 - 11	0 - 8
TIED AFTER 3rd QTR	0 - 0	0 - 0	0 - 1	0 - 0	0 - 0	1 - 0	0 - 1	0 - 2	0 - 0	0 - 0
TOTAL NET YARDS										
0-200	0 - 0	0 - 1	0 - 2	0 - 1	0 - 3	0 - 0	0 - 0	0 - 1	0 - 1	1 - 2
201-300	4 - 5	3 - 5	5 - 1	2 - 4	5 - 1	1 - 1	3 - 5	1 - 1	0 - 4	0 - 1
301-400	4 - 1	3 - 2	5 - 2	6 - 1	3 - 1	3 - 3	0 - 4	4 - 6	1 - 4	2 - 6
401+	1 - 1	1 - 1	1 - 0	0 - 2	2 - 1	4 - 4	2 - 2	1 - 2	2 - 4	0 - 0
TOTAL RUSHING YARDS										
0-74	3 - 1	1 - 5	1 - 4	0 - 2	0 - 0	0 - 2	2 - 6	0 - 0	0 - 4	1 - 4
75-99	3 - 3	1 - 2	1 - 0	3 - 1	2 - 2	1 - 2	1 - 2	2 - 6	0 - 5	0 - 0
100-124	0 - 2	2 - 1	6 - 1	2 - 2	3 - 3	3 - 1	1 - 0	2 - 2	1 - 1	0 - 2
125-149	0 - 0	1 - 1	2 - 0	0 - 0	1 - 1	2 - 3	1 - 1	0 - 0	1 - 2	0 - 1
150+	3 - 1	2 - 0	1 - 0	3 - 3	4 - 0	2 - 0	0 - 2	2 - 2	1 - 1	2 - 2
100-YARD RUSHER	3 - 0	2 - 0	3 - 0	3 - 3	3 - 0	3 - 2	1 - 2	0 - 1	3 - 4	2 - 2
NET PASSING YARDS										
0-149	3 - 2	1 - 2	1 - 3	3 - 3	2 - 4	0 - 0	1 - 0	0 - 1	0 - 2	3 - 2
150-199	3 - 2	2 - 2	5 - 0	0 - 1	3 - 0	1 - 1	2 - 4	2 - 4	1 - 2	0 - 4
200-249	1 - 2	1 - 1	3 - 1	2 - 3	2 - 1	2 - 2	0 - 1	2 - 2	1 - 3	0 - 1
250-299	1 - 1	3 - 2	1 - 1	3 - 1	1 - 0	4 - 1	0 - 4	1 - 2	1 - 1	0 - 2
300+	1 - 0	0 - 2	1 - 0	0 - 0	2 - 1	1 - 4	2 - 2	1 - 1	0 - 5	0 - 0
300-YARD PASSER	1 - 0	0 - 3	1 - 0	1 - 1	1 - 0	1 - 4	2 - 2	1 - 2	1 - 6	0 - 1
100-YARD RECEIVER	0 - 1	1 - 2	2 - 1	0 - 2	5 - 3	4 - 6	3 - 4	2 - 4	1 - 6	0 - 0



STATISTICS

UPDATED SERIES RECORDS

Includes Postseason

NFC EAST	W	L	T	PCT.	PF	PA	LG W STRK	LONG L STRK	CURRENT STRK
Dallas	11	15	0	0.423	493	561	3	6	L2
N.Y. Giants	33	23	2	0.589	1011	854	5	4	L1
Philadelphia	30	14	1	0.682	929	689	11	5	L3
Washington	23	26	1	0.469	1070	934	6	7	L7
Div. Totals	97	78	4	0.554	3503	3038			

NFC NORTH	W	L	T	PCT.	PF	PA	LG W STRK	LONG L STRK	CURRENT STRK
Chicago	--	--	--	--	--	--	--	--	--
Detroit	97	73	5	0.571	3399	3132	11	6	L2
Green Bay	94	96	6	0.495	3361	3393	8	10	L4
Minnesota	52	59	2	0.468	2206	2379	6	8	L2
Div. Totals	243	228	13	0.516	8966	8904			

NFC WEST	W	L	T	PCT.	PF	PA	LG W STRK	LONG L STRK	CURRENT STRK
Arizona	58	28	6	0.674	1718	1175	9	4	L1
Los Angeles	53	36	3	0.594	2139	1847	8	5	W1
San Francisco	30	34	1	0.469	1307	1481	3	6	L1
Seattle	6	11	0	0.353	352	381	2	4	L3
Div. Totals	147	109	10	0.574	5516	4884			

NFC SOUTH	W	L	T	PCT.	PF	PA	LG W STRK	LONG L STRK	CURRENT STRK
Atlanta	14	13	0	0.519	515	470	5	5	L1
Carolina	6	4	0	0.600	217	194	3	2	W1
New Orleans	15	15	0	0.500	615	579	4	4	L4
Tampa Bay	38	20	0	0.655	1231	952	12	6	L2
Div. Totals	73	52	0	0.584	2578	2195			

NFC TOTALS	560	467	29	0.545	20563	19021			
-------------------	------------	------------	-----------	--------------	--------------	--------------	--	--	--

AFC EAST	W	L	T	PCT.	PF	PA	LG W STRK	LONG L STRK	CURRENT STRK
Buffalo	7	5	0	0.583	240	185	2	2	L1
Miami	4	8	0	0.333	208	304	2	4	L1
New England	4	9	0	0.308	219	298	3	4	L4
N.Y. Jets	8	3	0	0.727	221	168	4	2	W4
Div. Totals	23	25	0	0.479	888	955			

AFC NORTH	W	L	T	PCT.	PF	PA	LG W STRK	LONG L STRK	CURRENT STRK
Baltimore	4	2	0	0.667	97	101	2	1	W2
Cincinnati	4	6	0	0.400	181	188	2	2	W1
Cleveland	6	9	0	0.400	277	379	2	3	W2
Pittsburgh	22	7	1	0.759	610	407	10	3	W3
Div. Totals	36	24	1	0.600	1165	1075			

AFC WEST	W	L	T	PCT.	PF	PA	LG W STRK	LONG L STRK	CURRENT STRK
Denver	7	8	0	0.467	291	0	3	2	L2
Kansas City	7	5	0	0.583	185	224	3	1	W1
Oakland	7	7	0	0.500	256	249	3	3	W1
San Diego	7	5	0	0.583	204	232	3	3	W2
Div. Totals	28	25	0	0.528	936	705			

AFC SOUTH	W	L	T	PCT.	PF	PA	LG W STRK	LONG L STRK	CURRENT STRK
Houston	0	4	0	0.000	49	91	0	5	L5
Indianapolis	19	24	0	0.442	889	927	6	7	L1
Jacksonville	4	3	0	0.571	169	116	1	1	L1
Tennessee	6	6	0	0.500	259	272	3	2	L1
Div. Totals	29	37	0	0.439	1366	1406			

AFC TOTALS	116	111	1	0.511	4355	4141			
-------------------	------------	------------	----------	--------------	-------------	-------------	--	--	--

**93 SAM ACHO****Ht:** 6-3**Wt:** 260**Age:** 29**College:** Texas**Bears Season:** 3**NFL Season:** 7**Acquired:** Unrestricted free agent in 2015 (ARI)**LINEBACKER**

PRO CAREER: Appeared in 94 games with 53 starts over seven seasons with the Chicago Bears (2011-14) and the Chicago Bears (2015-17), producing 238 tackles, 14.5 sacks, 22 TFLs, 3 interceptions, 10 pass breakups, 9 forced fumbles and 3 fumble recoveries (2 defensive and one of his own teammate's on special teams) ... added 30 tackles on special teams ... in one postseason contest with the Cardinals, registered 7 tackles, including a strip-sack that was recovered by Arizona's defense ... 7 sacks in 2011 were the second most by a Cardinals rookie in franchise history, trailing Simeon Rice's 12.5 in 1996 ... became the first Cardinals rookie to have a sack in three-straight games since Rice in 1996.

2017 SEASON: Appeared in 12 games (eight starts), recording 26 tackles and 14 STTs.

2017 CHICAGO BEARS

Date	W/L	Opponent	Tkls-S	Sk-YL	INT-Yds	PD	FF	FR	TFL
9/10	L	ATL	3-1	0-0	0-0	0	0	0	0
9/17*	L	at TB	3-2	0-0	0-0	0	0	0	0
9/24*	W	PIT	0-0	0-0	0-0	0	0	0	0
9/28	L	at GB	0-0	0-0	0-0	0	0	0	0
10/9	L	MIN	2-2	0-0	0-0	0	0	0	0
10/15*	W	at BAL	3-3	0-0	0-0	0	0	0	0
10/22	W	CAR	3-2	0-0	0-0	0	0	0	0
10/29*	L	at NO	4-3	0-0	0-0	0	0	0	0
11/12*	L	GB	3-2	0.5-4	0-0	0	0	0	0
11/19*	L	DET	1-1	0-0	0-0	0	0	0	0
11/26*	L	at PHI	4-2	0-0	0-0	0	0	0	0
12/3*	L	SF	0-0	0-0	0-0	0	0	0	0
12/10		at CIN							
12/16		at DET							
12/24		CLE							
12/31		at MIN							
Totals	2-6		26-18	0.5-4	0-0	0	0	0	0

*Denotes Game Started

SAM ACHO'S NFL STATISTICS**REGULAR SEASON**

Year	Team	GP	GS	Tackles					Interceptions					Fumbles			Misc.	
				Tot	S	A	Sk	Yds	No	Yds	Lg	TD	PD	FF	FR	Yds	TFL	STT
2011	Arizona	16	10	36	30	6	7.0	50.0	0	0	-	0	2	4	1	1	5.0	7
2012	Arizona	16	16	45	32	13	4.0	18.0	2	2	2	0	3	2	0	0	6.0	3
2013	Arizona	3	2	3	3	0	1.0	9.0	0	0	-	0	0	1	1	0	1.0	2
2014	Arizona	16	4	28	21	7	1.0	15.0	1	3	3	0	3	0	0	0	4.0	3
2015	Chicago	15	7	60	31	29	0.0	0.0	0	0	-	0	1	1	1	0	3.0	8
2016	Chicago	16	6	40	23	17	1.0	3.0	0	0	-	0	1	1	0	0	3.0	3
2017	Chicago	12	8	26	18	8	0.5	4.0	0	0	-	0	0	0	0	0	0.0	2
Bears totals		43	21	126	72	54	1.5	7.0	0	0	-	0	2	2	1	0	6.0	13
NFL totals		94	53	238	158	80	14.5	99.0	3	5	3	0	10	9	3	1	22.0	28

SEASON / CAREER / PLAYOFF HIGHS

	2017	Career	Playoff
Tackles	4, twice	8, twice	7, at CAR (1/3/15)
Solos	3, twice	5, twice	2, at CAR (1/3/15)
Sacks	0.5 vs. GB (11/12)	2, at STL (11/27/11)	1, at CAR (1/3/15)
Tackles for Loss	None	2, twice	None



38 ADRIAN AMOS

Ht: 6-0

Wt: 214

Age: 24

College: Penn State

Bears Season: 3

NFL Season: 3

Acquired: 5th round of the 2015 draft (142nd overall)

DEFENSIVE BACK

PRO CAREER: Appeared in 42 games with 38 starts over three seasons with the Chicago Bears (2015-17), producing 221 tackles, 1.0 sack, 9 TFLs, 11 pass breakups, 2 forced fumbles, 2 fumble recoveries and 1 interception (returned for a touchdown) ... adds 6 tackles on special teams ... named to Mel Kiper and the PFWA's all-Rookie teams following a 2015 season in which he started all 16 games, collecting a team-high 108 tackles, including 1 sack, 3 TFLs and 4 PBU's ... became the first Bears rookie to lead the team in defensive tackles (based on coaches review) since Brian Urlacher (2000).

HONORS AND AWARDS: 2015: All-Rookie (PFWA & Mel Kiper); Brian Piccolo Award.

2017 SEASON: Appeared in 11 games (8 starts), recording 53 tackles, 3 pass breakups, 3 TFLs, 1 forced fumble, 1 fumble recovery and 1 interception... Adds 2 STTs... Recorded his first career interception and returned it 90 yards for a touchdown at BAL (10/15)... Inactive Game 12.

2017 CHICAGO BEARS

Date	W/L	Opponent	Tkls-S	Sk-VL	INT-Yds	PD	FF	FR	TFL
9/10	L	ATL	0-0	0-0	0-0	0	0	0	0
9/17	L	at TB	0-0	0-0	0-0	0	0	0	0
9/24	W	PIT	0-0	0-0	0-0	0	0	0	0
9/28*	L	at GB	8-7	0-0	0-0	0	0	0	0
10/9*	L	MIN	8-8	0-0	0-0	0	0	0	0
10/15*	W	at BAL	8-6	0-0	1-90	2	0	0	1
10/22*	W	CAR	6-6	0-0	0-0	1	0	0	1
10/29*	L	at NO	5-5	0-0	0-0	0	1	1	2
11/12*	L	GB	8-8	0-0	0-0	0	0	0	0
11/19*	L	DET	5-5	0-0	0-0	0	0	0	0
11/26*	L	at PHI	5-5	0-0	0-0	0	0	0	0
12/3	L	SF			INACTIVE				
12/10		at CIN							
12/16		at DET							
12/24		CLE							
12/31		at MIN							
Totals	2-6		53-50	0-0	1-90	3	1	1	4

*Denotes Game Started

ADRIAN AMOS' NFL STATISTICS

REGULAR SEASON

Year	Team	GP	GS	Tackles				Interceptions				Fumbles			Misc.			
				Tot	S	A	Sk	Yds	No	Yds	Lg	TD	PD	FF	FR	Yds	TFL	STT
2015	Chicago	16	16	108	78	30	1.0	7.0	0	0	-	0	4	0	0	0	3.0	1
2016	Chicago	15	14	60	50	10	0.0	0.0	0	0	-	0	4	1	1	21	2.0	3
2017	Chicago	11	8	53	50	3	0.0	0.0	1	90	90t	1	3	1	1	4	4.0	2
NFL totals		42	38	221	178	43	1.0	7.0	1	90	90t	1	11	2	2	25	9.0	6

SEASON / CAREER / PLAYOFF HIGHS

	2017	Career	Playoff
Tackles	8, four times	11, twice.....	None
Solos	8, twice	9, vs. WAS (12/13/15)	None
Tackles For Loss	2, at NO (10/29).....	Same.....	None
Interceptions	1, at BAL (10/15).....	Same.....	None
Sacks	None	1, vs. DEN (11/22/15)	None

**20****PRINCE
AMUKAMARA****Ht:** 6-0**Wt:** 202**Age:** 28**College:** Nebraska**Bears Season:** 1**NFL Season:** 7**Acquired:** Unrestricted free agent in 2017 (JAX)**DEFENSIVE BACK**

PRO CAREER: Appeared in 79 contests with 65 starts over seven seasons for the New York Giants (2011-15), Jacksonville Jaguars (2016) and Chicago Bears (2017) ... compiled 339 tackles, 7 interceptions, 54 pass breakups, 4 forced fumbles, 2 fumble recoveries and 7 TFLs ... won a Super Bowl as a rookie for the New York Giants in 2011.

2017 SEASON: Appeared in 10 games (eight starts), recording 29 tackles, 5 pass defenses and 1 forced fumble. Inactive for Games 1 and 2.

PREVIOUS SEASONS: 2016: Appeared in 14 games with 12 starts for the Jacksonville Jaguars, recording 49 tackles, 6 pass breakups and 1 TFL. **2015:** Played in 11 games with 10 starts and totaled 63 tackles (55 solo), 9 passes defended, 1 interception, 1 forced fumble and 1 fumble recovery ... missed five games due to a pectoral injury. **2014:** Started each of the season's first eight games ... recorded 46 tackles and a career-high 3 interceptions which tied for 2nd on the team. Suffered a torn right bicep on 11/3 vs. Indianapolis and was put on injured reserve. **2013:** Started every game for the first time in his career ... finished 4th on the team with 83 tackles and was second with 14 passes defended. **2012:** Played in 13 games with 11 starts at RCB ... finished the season with 59 tackles, 1 interception and 6 passes defended. **2011:** Played in the final seven regular season games and all four postseason contests as a rookie for the Super Bowl winning New York Giants, recording 14 tackles, 1 interception, 2 pass breakups and 1 fumble recovery ... season was shortened because of a fractured foot suffered in training camp.

2017 CHICAGO BEARS

Date	W/L	Opponent	Tkls-S	Sk-YL	INT-Yds	PD	FF	FR	TFL
9/10	L	ATL							
9/17	L	at TB							
9/24	W	PIT	3-2	0-0	0-0	2	0	0	0
9/28	L	at GB	0-0	0-0	0-0	0	0	0	0
10/9*	L	MIN	4-4	0-0	0-0	0	0	0	0
10/15*	W	at BAL	2-2	0-0	0-0	0	0	0	0
10/22*	W	CAR	4-4	0-0	0-0	1	0	0	0
10/29*	L	at NO	2-2	0-0	0-0	0	0	0	0
11/12*	L	GB	1-1	0-0	0-0	0	0	0	0
11/19*	L	DET	3-3	0-0	0-0	0	0	0	0
11/26*	L	at PHI	6-6	0-0	0-0	2	1	0	0
12/3*	L	SF	4-4	0-0	0-0	0	0	0	0
12/10		at CIN							
12/16		at DET							
12/24		CLE							
12/31		at MIN							
Totals	2-6		29-28	0-0	0-0	5	1	0	0

*Denotes Game Started



PRINCE AMUKAMARA'S NFL STATISTICS

REGULAR SEASON

Year	Team	GP	GS	Tackles					Interceptions					Fumbles			Misc.	
				Tot	S	A	Sk	Yds	No	Yds	Lg	TD	PD	FF	FR	Yds	TFL	STT
2011	N.Y. Giants	7	0	14	12	2	0.0	0.0	1	0	0	0	3	0	1	0	0.0	0
2012	N.Y. Giants	13	11	59	45	14	0.0	0.0	1	0	0	0	6	0	0	0	1.0	0
2013	N.Y. Giants	16	16	83	72	11	0.0	0.0	1	-4	-4	0	14	2	0	0	4.0	0
2014	N.Y. Giants	8	8	46	37	9	0.0	0.0	3	66	38	0	11	0	0	0	0.0	0
2015	N.Y. Giants	11	10	63	55	8	0.0	0.0	1	6	6	0	9	1	1	0	1.0	0
2016	Jacksonville	14	12	49	46	3	0.0	0.0	0	0	-	0	5	0	0	0	1.0	0
2017	Chicago	10	8	29	28	1	0.0	0.0	0	0	-	0	5	1	0	0	0.0	0
NFL totals		79	65	339	299	40	0.0	0.0	7	68	38	0	54	4	2	0	7.0	0

POSTSEASON

Year	Team	GP	GS	Tackles					Interceptions					Fumbles			Misc.	
				Tot	S	A	Sk	Yds	No	Yds	Lg	TD	PD	FF	FR	Yds	TFL	STT
2011	N.Y. Giants	4	0	3	2	1	0.0	0.0	0	0	-	0	0	0	0	0	0.0	0

SEASON / CAREER / PLAYOFF HIGHS

	2017	Career	Playoff
Tackles	6, at PHI (11/26).....	10, twice	2, vs. ATL (1/8/12)
Solos	6, at PHI (11/26).....	10, vs. DEN (9/15/13)	1, twice
Tackles For Loss	None	1, seven times.....	None
Sacks	None	None.....	None
Interceptions	None	1, 7 times	None



58 JONATHAN ANDERSON

Ht: 6-1**Wt:** 235**Age:** 26**College:** TCU**Bears Season:** 3**NFL Season:** 3**Acquired:** Undrafted free agent in 2015

LINEBACKER

PRO CAREER: In his third season, appeared in 28 contests with 3 starts for the Bears (2015-17) ... compiled 47 tackles, 1 interception, 5 pass breakups and 2 TFLs ... tallied 8 STTs ... in 2015, and teammate Harold Jones-Quartey became the first pair of undrafted rookies to record interceptions in the same season in Bears history.

2017 SEASON: Has played in 10 games for the Bears this season, making four tackles, three coming against Minnesota...Waived prior to Game 8, before being added to the practice squad.

PREVIOUS SEASONS: 2016: Appeared in 8 games (Games 1-3, 11-14 & 16), recording 3 tackles and 5 special teams tackles ... spent Weeks 4-12 on the practice squad. **2015:** Finished his rookie campaign recording 40 tackles, 1 interception, 5 pass breakups and 2 TFLs ... 40 tackles ranked 2nd among Bears rookies and 5 pass breakups led the Bears LB corps ... he and Harold Jones-Quartey became the first pair of undrafted rookies to record interceptions in the same season in Bears history.

2017 CHICAGO BEARS

Date	W/L	Opponent	Tkls-S	Sk-YL	INT-Yds	PD	FF	FR	TFL	
9/10	L	ATL	PRACTICE SQUAD							
9/17	L	at TB	1-1	0-0	0-0	0	0	0	0	
9/24	W	PIT	0-0	0-0	0-0	0	0	0	0	
9/28	L	at GB	0-0	0-0	0-0	0	0	0	0	
10/9	L	MIN	3-2	0-0	0-0	0	0	0	0	
10/15	W	at BAL	0-0	0-0	0-0	0	0	0	0	
10/22	W	CAR	0-0	0-0	0-0	0	0	0	0	
10/29	L	at NO	NOT WITH TEAM							
11/12	L	GB	0-0	0-0	0-0	0	0	0	0	
11/19	L	DET	0-0	0-0	0-0	0	0	0	0	
11/26	L	at PHI	0-0	0-0	0-0	0	0	0	0	
12/3	L	SF	0-0	0-0	0-0	0	0	0	0	
12/10		at CIN								
12/16		at DET								
12/24		CLE								
12/31		at MIN								
Totals			4-3	0-0	0-0	0	0	0	0	

*Denotes Game Started


JONATHAN ANDERSON'S CAREER STATISTICS

REGULAR SEASON

Year	Team	GP	GS	Tackles				Interceptions				Fumbles			Misc.			
				Tot	S	A	Sk	Yds	No	Yds	Lg	TD	PD	FF	FR	Yds	TFL	STT
2015	Chicago	11	3	40	31	9	0.0	0.0	1	0	-	0	5	0	0	0	2.0	3
2016	Chicago	8	0	3	1	2	0.0	0.0	0	0	-	0	0	0	0	0	0.0	5
2017	Chicago	10	0	4	3	1	0.0	0.0	0	0	-	0	0	0	0	0	0.0	0
NFL totals		29	3	47	35	12	0.0	0.0	1	0	-	0	5	0	0	0	2.0	8

SEASON / CAREER / PLAYOFF HIGHS

	2017	Career	Playoff
Tackles	3, vs. MIN (10/9)	13, at SD (10/19/15)	None
Solos	2, vs. MIN (10/9)	11, at SD (10/9/15)	None
Tackles For Loss	None	1, twice	None
Sacks	None	None	None



15 JOSHUA BELLAMY

Ht: 6-0

Wt: 211

Age: 28

College: Louisville

Bears Season: 4

NFL Season: 4

Acquired: Waived free agent in 2014 (NO)

WIDE RECEIVER

PRO CAREER: Appeared in 55 games (9 starts) in five seasons with Kansas City (2012), Washington (2013) and Chicago (2014-17), hauling in 51 receptions for 681 yards (13.4 avg) and 4 touchdowns ... coming off a career-high 282 receiving yards in 2016 ... has 6 kickoff returns for 128 yards (21.3 avg), 17 STTs and 1 opponent fumble recovery on a muffed punt.

2017 SEASON: Appeared in 11 games (four starts), catching 13 passes for 175 yards (13.5 avg) and 1 touchdown... Adds 2 STTs... Inactive for Game 11.

HONORS AND AWARDS: 2016: Brian Piccolo Award.

2017 CHICAGO BEARS

Date	W/L	Opp.	Rec	Yds	Avg	Long	TD
9/10	L	ATL	3	27	9.0	14	0
9/17*	L	at TB	4	51	12.8	17	0
9/24	W	PIT	0	0	0.0	-	0
9/28*	L	at GB	3	36	12.0	15	0
10/9	L	MIN	0	0	0.0	-	0
10/15	W	at BAL	0	0	0.0	-	0
10/22	W	CAR	0	0	0.0	-	0
10/29	L	at NO	0	0	0.0	-	0
11/12*	L	GB	2	57	28.5	46t	1
11/19	L	DET	0	0	0.0	-	0
11/26	L	at PHI			INACTIVE		
12/3*	L	SF	1	4	4.0	4	0
12/10		at CIN					
12/16		at DET					
12/24		CLE					
12/31		at MIN					
Totals	0-4		13	175	13.5	46t	1

*Denotes Game Started

JOSHUA BELLAMY'S NFL STATISTICS

REGULAR SEASON

Year	Team	GP-GS	Rec	Yds	Avg	Lg	TD	Rush	Yds	Avg	Lg	TD	STT
2012	Kansas City	3-0	0	0	-	-	0	0	0	-	-	0	0
2013	Washington	5-0	0	0	-	-	0	0	0	-	-	0	0
2014	Chicago	4-0	0	0	-	-	0	0	0	-	-	0	0
2015	Chicago	16-3	19	224	11.8	48t	2	0	0	-	-	0	10
2016	Chicago	16-2	19	282	14.8	31	1	4	37	9.3	22	0	5
2017	Chicago	11-4	13	175	13.5	46t	1	0	0	0.0	-	0	2
Bears totals		47-9	51	681	13.4	48t	4	4	37	9.3	22	0	17
NFL totals		55-9	51	681	13.4	48t	4	4	37	9.3	22	0	17

ADDITIONAL STATS: Kickoff Returns-- 6 for 113; 2012 KC (5 for 101); 2015 CHI (1 for 12).

SEASON / CAREER / PLAYOFF HIGHS

	2017	Career	Playoff
Receptions.....	4, at TB (9/17)	6, at KC (10/11/15)	None
Receiving Yards.....	57, vs. GB (11/12)	Same	None
Longest Reception.....	46t, vs. GB (11/12)	48t, vs. ARI (9/20/15)	None
Receiving TDs.....	1, vs. GB (11/12)	1, four times	None



85 DANIEL BROWN

Ht: 6-5**Wt:** 243**Age:** 24**College:** James Madison**Bears Season:** 2**NFL Season:** 3**Acquired:** Waived FA gent in 2016 (BAL)

TIGHT END

PRO CAREER: Owns 30 receptions for 276 yards (9.2 avg) and 1 touchdown in 24 games (4 starts) over two NFL seasons with the Baltimore Ravens (2015) and Chicago Bears (2016) ... coming off of career-highs in receptions (16) and yards (124).

2017 SEASON: Appeared in 10 games as a reserve, recording 8 receptions for 88 yards (11.0 avg)... Inactive for Games 3 & 4.

PREVIOUS SEASONS: 2016: Appeared in 8 games with 3 starts after being claimed off waivers by the Ravens ... caught 16 passes for 124 yards (7.8 avg) and 1 touchdown with the Bears ... caught the game's opening touchdown against the Tennessee Titans (11/27). **2015:** Recorded 64 yards on 6 receptions (10.7 avg.) for the league's No. 8 passing attack (266.9 ypg) ... established career highs in receptions (5) and receiving yards (47), including a 31-yard career long, in his first-career start vs. Seattle (12/13) ... secured his first-career reception for 17 yards on a fourth-quarter scoring drive at Miami (12/6) ... caught a 52-yard TD reception on Baltimore's second possession that was nullified by a disputed offensive pass interference call ... made NFL debut at Cleveland (11/30).

2017 CHICAGO BEARS

Date	W/L	Opp.	Rec	Yds	Avg	Long	TD	
9/10	L	ATL	0	0	0.0	-	0	
9/17	L	at TB	0	0	0.0	-	0	
9/24	W	PIT	INACTIVE					
9/28	L	at GB	INACTIVE					
10/9	L	MIN	0	0	0.0	-	0	
10/15	W	at BAL	0	0	0.0	-	0	
10/22	W	CAR	0	0	0.0	-	0	
10/29	L	at NO	1	9	9.0	-	0	
11/12	L	GB	2	23	11.5	16	0	
11/19	L	DET	2	23	11.5	13	0	
11/26	L	at PHI	2	20	10.0	12	0	
12/3	L	SF	1	13	13.0	13	0	
12/10		at CIN						
12/16		at DET						
12/24		CLE						
12/31		at MIN						
Totals	0-0		8	88	11.0	16	0	

*Denotes Game Started

DANIEL BROWN'S NFL STATISTICS

REGULAR SEASON

Year	Team	GP-GS	Rec	Yds	Avg	Lg	TD
2015	Baltimore	6-1	6	64	10.7	31	0
2016	Chicago	8-3	16	124	7.8	12	1
2017	Chicago	10-0	8	88	11.0	16	0
NFL Totals		24-4	30	276	9.2	31	1

SEASON / CAREER / PLAYOFF HIGHS

	2017	Career	Playoff
Receptions	2, three times	6, at DET (12/11/16)	None
Receiving Yards	23, twice	47, at SEA (12/13/15)	None
Longest Reception	16, vs. GB (11/12)	31, at SEA (12/13/15)	None
Receiving TDs	None	1, vs. TEN (11/27/16)	None



90 JONATHAN BULLARD

Ht: 6-3**Wt:** 290**Age:** 24**College:** Florida**Bears Season:** 2**NFL Season:** 2**Acquired:** 2nd round of the 2014 draft (51st overall)

DEFENSIVE LINE

PRO CAREER: Appeared in 26 games (1 start) for the Bears over two seasons (2015-16) ... totaled 41 tackles, 2 sacks, 1 forced fumble, 1 pass defense and 5 TFLs ... made NFL debut against Houston (9/11/16) and made first career sack at Indianapolis (10/9/16).

2017 SEASON: Appeared in 12 games as a reserve, recording 17 tackles, 1 sack, 2 TFLs, 1 forced fumble and 1 pass defense.

2016 SEASON: Totaled 24 tackles, 1 sack, 3 TFLs ... one of three Bears rookies to record a sack.

2017 CHICAGO BEARS

Date	W/L	Opponent	Tkls-S	Sk-YL	INT-Yds	PD	FF	FR	TFL
9/10	L	ATL	0-0	0-0	0-0	0	0	0	0
9/17	L	at TB	1-1	0-0	0-0	0	0	0	0
9/24	W	PIT	2-2	0-0	0-0	0	0	0	0
9/28	L	at GB	0-0	0-0	0-0	1	0	0	0
10/9	L	MIN	1-1	0-0	0-0	0	0	0	0
10/15	W	at BAL	0-0	0-0	0-0	0	0	0	0
10/22	W	CAR	2-1	0-0	0-0	0	0	0	0
10/29	L	at NO	3-3	0-0	0-0	0	1	0	0
11/12	L	GB	0-0	0-0	0-0	0	0	0	0
11/19	L	DET	1-1	0-0	0-0	0	0	0	0
11/26	L	at PHI	3-1	1-4	0-0	0	0	0	1
12/3	L	SF	4-3	0-0	0-0	0	0	0	1
12/10		at CIN							
12/16		at DET							
12/24		CLE							
12/31		at MIN							
Totals	0-0		17-13	1-4	0-0	1	1	0	2

*Denotes Game Started

JONATHAN BULLARD'S CAREER STATISTICS

REGULAR SEASON

Year	Team	GP	GS	Tackles				Interceptions				Fumbles			Misc.				
				Tot	S	A	Sk	Yds	No	Yds	Lg	TD	PD	FF	FR	Yds	TFL	STT	
2016	Chicago	14	1	24	18	6	1.0	3	0	0	-	0	0	0	0	0	0	3.0	0
2017	Chicago	12	0	17	13	4	1.0	4	0	0	-	0	1	1	0	0	0	2.0	0
NFL totals		26	1	41	31	10	2.0	7	0	0	-	0	1	1	0	0	0	5.0	0

SEASON / CAREER / PLAYOFF HIGHS

	2017	Career	Playoff
Tackles	4, vs. SF (12/3),	Same	None
Solos	3, twice	3, five times	None
Tackles For Loss	1, twice	1, five times	None
Sacks	1, at PHI (11/26)	1, twice	None



46 MICHAEL BURTON

Ht: 6-0 **Wt:** 247
Age: 25 **College:** Rutgers
Bears Season: 1 **NFL Season:** 3
Acquired: Waived free agent in 2017 (DET)

FULLBACK

PRO CAREER: Appeared in 43 games with 10 starts over three seasons with the Detroit Lions (2015-16) and Chicago Bears (2017), recording 5 carries for 9 yards (1.8 avg) and 7 receptions for 47 yards (6.7 avg) and one touchdown ... adds 4 career special teams tackles.

2017 SEASON: Appeared in 12 games (three starts) carrying the ball one time for 7 yards (7.0 avg) and catching one pass for 8 yards (8.0 avg).

PREVIOUS SEASONS: 2016: Appeared in 15 games (Games 1-15) for the Detroit Lions, recording 1 special team tackle. **2015:** Played in all 16 games as a rookie, including 7 starts ... carried the ball 4 times for 2 yards (0.5 avg) and caught 6 passes for 39 yards (6.5 avg) and 1 TD ... also added 3 special teams tackles.

2017 CHICAGO BEARS

Date	W/L	Opp.	Rush	Yards	Avg.	Lg	TD	Rec.	Yards	Avg.	Lg	TD
9/10	L	ATL	1	7	7.0	7	0	0	0	0.0	-	0
9/17*	L	at TB	0	0	0.0	-	0	0	0	0.0	-	0
9/24	W	PIT	0	0	0.0	-	0	0	0	0.0	-	0
9/28	L	at GB	0	0	0.0	-	0	0	0	0.0	-	0
10/9	L	MIN	0	0	0.0	-	0	0	0	0.0	-	0
10/15	W	at BAL	0	0	0.0	-	0	1	8	8.0	8	0
10/22	W	CAR	0	0	0.0	-	0	0	0	0.0	-	0
10/29	L	at NO	0	0	0.0	-	0	0	0	0.0	-	0
11/12*	L	GB	0	0	0.0	-	0	0	0	0.0	-	0
11/19	L	DET	0	0	0.0	-	0	0	0	0.0	-	0
11/26	L	at PHI	0	0	0.0	-	0	0	0	0.0	-	0
12/3*	L	SF	0	0	0.0	-	0	0	0	0.0	-	0
12/10		at CIN										
12/16		at DET										
12/24		CLE										
12/31		at MIN										
Totals	0-3		1	7	7.0	7	0	1	8	8.0	8	0

*Denotes Game Started

MICHAEL BURTON'S NFL STATISTICS

REGULAR SEASON

Year	Team	GP-GS	Rush	Yds	Avg	Lg	TD	Rec	Yds	Avg	Lg	TD	STT
2015	Detroit	16-7	4	2	0.5	2	0	6	39	6.5	12	1	3
2016	Detroit	15-0	0	0	0.0	-	0	0	0	0.0	-	0	1
2017	Chicago	12-3	1	7	7.0	7	0	1	8	8.0	8	0	0
NFL totals		43-10	5	9	1.8	7	0	7	47	6.7	12	1	4

SEASON / CAREER / PLAYOFF HIGHS

	2017	Career	Playoff
Rushes.....	1, vs. ATL (9/10)	1, three times	None
Rushing Yards.....	7, vs. ATL (9/10)	Same	None
Longest Run.....	7, vs. ATL (9/10)	Same	None
Receptions.....	1, at BAL (10/15)	2, at NO (12/21/15)	None
Receiving Yards.....	8, at BAL (10/15)	12, at STL (12/13/15)	None
Longest Reception.....	8, at BAL (10/15)	12, at STL (12/13/15)	None
Receiving TDs.....	None	1, at NO (12/21/15)	None



26 DEON BUSH

Ht: 6-0 **Wt:** 200
Age: 24 **College:** Miami (Fla.)
Bears Season: 2 **NFL Season:** 2
Acquired: 4th round of the 2016 draft (124th overall)

DEFENSIVE BACK

PRO CAREER: Begins second NFL season, appearing in 20 games with 6 starts for the Chicago Bears (2016-17) ... owns 22 tackles, 1 pass breakup and 2 STTs.

2017 SEASON: Appeared in nine games as a reserve, recording 1 tackle and 1 STT. Inactive games 2-3 & 12.

2016 SEASON: Played in 11 games (Games 3, 6-15), starting 6 (Games 10-15), recording 22 tackles and 1 pass breakup and 1 STT.

2017 CHICAGO BEARS

Date	W/L	Opponent	Tkls-S	Sk-YL	INT-Yds	PD	FF	FR	TFL
9/10	L	ATL	0-0	0-0	0-0	0	0	0	0
9/17	L	at TB			INACTIVE				
9/24	W	PIT			INACTIVE				
9/28	L	at GB	0-0	0-0	0-0	0	0	0	0
10/9	L	MIN	0-0	0-0	0-0	0	0	0	0
10/15	W	at BAL	0-0	0-0	0-0	0	0	0	0
10/22	W	CAR	0-0	0-0	0-0	0	0	0	0
10/29	L	at NO	0-0	0-0	0-0	0	0	0	0
11/12	L	GB	0-0	0-0	0-0	0	0	0	0
11/19	L	DET	0-0	0-0	0-0	0	0	0	0
11/26	L	at PHI	1-0	0-0	0-0	0	0	0	0
12/3	L	SF			INACTIVE				
12/10		at CIN							
12/16		at DET							
12/24		CLE							
12/31		at MIN							
Totals	0-0		1-0	0-0	0-0	0	0	0	0

DEON BUSH'S CAREER STATISTICS

REGULAR SEASON

Year	Team	GP	GS	Tackles				Yds	Interceptions				Fumbles			Misc.		
				Tot	S	A	Sk		No	Yds	Lg	TD	PD	FF	FR	Yds	TFL	STT
2016	Chicago	11	6	22	17	5	0.0	0.0	0	0	-	0	1	0	0	0	0.0	1
2017	Chicago	9	0	1	0	1	0.0	0.0	0	0	-	0	0	0	0	0	0.0	1
NFL totals		20	6	23	17	6	0.0	0.0	0	0	-	0	1	0	0	0	0.0	2

SEASON / CAREER / PLAYOFF HIGHS

	2017	Career	Playoff
Tackles	1, at PHI (11/26)	8, at NYG (11/20/16)	None
Solos	None	6, at NYG (11/20/16)	None
Tackles For Loss	None	None	None
Interceptions	None	None	None



37 BRYCE CALLAHAN

Ht: 5-9**Wt:** 191**Age:** 26**College:** Rice**Bears Season:** 3**NFL Season:** 3**Acquired:** Undrafted free agent in 2015

DEFENSIVE BACK

PRO CAREER: Begins third professional campaign, appearing in 28 contests with 17 starts, producing 76 tackles, 4 TFLs, 2 sacks, 1 forced fumble, 1 interception and 20 pass breakups for the Chicago Bears (2015-17) ... 7 pass breakups ranked 3rd on the Bears and 4 TFLs led the Bears secondary in 2015.

2017 SEASON: Appeared in eight games (three starts), recording 17 tackles, one sack, one forced fumble, one interception and four pass defenses... Inactive for Games 9-12.

PREVIOUS SEASONS: 2016: Played in 11 games (Games 1-2, 4-7, 10-13 & 15) starting 10, producing 36 tackles and 9 pass breakups. **2015:** Started 3-of-9 games, collecting 23 tackles, 4 TFLs, 1 sack and 7 pass breakups ... 7 pass breakups ranked 3rd on the Bears and 4 TFLs led the Bears secondary ... inactive Games 13-15 due to a quad injury.

2017 CHICAGO BEARS

Date	W/L	Opponent	Tkls-S	Sk-YL	INT-Yds	PD	FF	FR	TFL
9/10*	L	ATL	2-1	0-0	0-0	0	0	0	0
9/17	L	at TB	0-0	0-0	0-0	1	0	0	0
9/24	W	PIT	4-3	1-12	0-0	0	1	0	0
9/28*	L	at GB	1-0	0-0	0-0	0	0	0	0
10/9*	L	MIN	3-3	0-0	0-0	1	0	0	0
10/15	W	at BAL	4-3	0-0	1-52	1	0	0	0
10/22*	W	CAR	2-2	0-0	0-0	0	0	0	0
10/29	L	at NO	1-0	0-0	0-0	1	0	0	0
11/12	L	GB			INACTIVE				
11/19	L	DET			INACTIVE				
11/26	L	at PHI			INACTIVE				
12/3	L	SF			INACTIVE				
12/10		at CIN							
12/16		at DET							
12/24		CLE							
12/31		at MIN							
Totals	1-2		17-12	1-12	1-52	4	1	0	0

*Denotes Game Started


BRYCE CALLAHAN'S CAREER STATISTICS

REGULAR SEASON

Year	Team	GP	GS	Tackles				Interceptions				Fumbles			Misc.			
				Tot	S	A	Sk	Yds	No	Yds	Lg	TD	PD	FF	FR	Yds	TFL	STT
2015	Chicago	9	3	23	18	5	1.0	0.0	0	0	-	0	7	0	0	0	4.0	0
2016	Chicago	11	10	36	29	7	0.0	0.0	0	0	-	0	9	0	0	0	0.0	1
2017	Chicago	8	4	17	12	5	1.0	12.0	1	52	52	0	4	1	0	0	0.0	0
NFL totals		28	17	76	59	17	2.0	12.0	1	52	52	0	20	1	0	0	4.0	1

SEASON / CAREER / PLAYOFF HIGHS

	2017	Career	Playoff
Tackles	4, twice	7, vs. JAX (10/16/16)	None
Solos	3, three times	6, vs. JAX (10/16/16)	None
Tackles For Loss	None	1, four times	None
Interceptions	1, at BAL (10/15)	Same	None



29 TARIK COHEN

Ht: 5-6
Age: 22

Wt: 179
College: North Carolina A&T

Acquired: 4th round of the 2017 draft (119th overall)

RUNNING BACK

COLLEGE CAREER: Appeared in 46 games with 41 starts in four seasons (2013-16) for North Carolina A&T, rushing for 5,619 yards on 868 carries and 56 touchdowns (all school records)... Added 98 receptions for 945 yards and 3 touchdowns... Career performances made him the conference's first three-time Offensive Player of the Year ... 2016 NCAA FCS and Walter Camp First Team All-America ... enjoyed a record-breaking campaign, setting single-season school records in rushing (1,588) and touchdowns (19) and earned All-America status from four different outlets ... also rushed for more than 200 yards in four different games ... leaves as the Mid-Eastern Athletic Conference's all-time leading rusher with 5,619 yards and its first three-time Offensive Player of the Year (2014, 2015, 2016) ... finished his career with five three-TD performances.

2017 SEASON: Appeared in 12 games (three starts) rushing for 267 yards on 68 carries (3.9 avg) and 2 touchdowns... Adds 39 receptions for 306 yards (7.8 avg) and 1 touchdown... Threw a 21-yard passing touchdown at BAL (10/15)... Caught a season long 70-yard pass vs. CAR (10/22)... Adds 22 punt returns for 223 yards (10.1 avg) and 1 touchdown. and 18 kickoff returns for 413 yards (22.9 avg)... Set a franchise record for all-purpose yards in a rookie debut (158) vs. ATL (9/17)... Became shortest player since 1934 to throw an NFL touchdown pass... Became the first NFL rookie to record a rushing, receiving, passing and punt return touchdown since Gale Sayers in 1965.

2017 CHICAGO BEARS

Date	W/L	Opp.	Rush	Yards	Avg.	Lg	TD	Rec.	Yards	Avg.	Lg	TD
9/10	L	ATL	5	66	13.2	46	0	8	46	5.9	19t	1
9/17*	L	at TB	7	13	1.9	9	0	8	55	6.9	14	0
9/24	W	PIT	12	78	6.5	36	0	4	24	6.0	9	0
9/28	L	at GB	6	24	4.0	7	0	4	24	6.0	8	0
10/9	L	MIN	6	13	2.2	7	0	1	-1	-1.0	-1	0
10/15	W	at BAL	14	32	2.3	9	0	1	14	14.0	14	0
10/22	W	CAR	0	0	0.0	-	0	1	70	70.0	70	0
10/29	L	at NO	4	2	0.5	5	1	1	6	6.0	6	0
11/12	L	GB	1	1	1.0	1	0	1	10	10.0	10	0
11/19*	L	DET	9	44	4.9	15t	1	4	15	3.8	13	0
11/26	L	at PHI	2	-11	-5.5	1	0	2	8	4.0	7	0
12/3*	L	SF	2	5	2.5	4	0	4	39	9.8	21	0
12/10		at CIN										
12/16		at DET										
12/24		CLE										
12/31		at MIN										
Totals	0-3		68	267	3.9	46	2	39	306	7.8	70	1

*Denotes Game Started



TARIK COHEN'S NFL STATISTICS

REGULAR SEASON

Year	Team	GP-GS	Rush	Yds	Avg	Lg	TD	Rec	Yds	Avg	Lg	TD	STT
2017	Chicago	12-3	68	267	3.9	46	2	39	306	7.8	70	1	0

Year	Team	KR	Yds	Avg	LG	TD	PR	FC	Yds	Avg	Lg	TD
2017	Chicago	18	413	22.9	46	0	22	10	223	10.1	61t	1

ADDITIONAL STATS: Passing-- 1 for 1, 21 yards, 1 touchdown.

SEASON / CAREER / PLAYOFF HIGHS

	2017	Career	Playoff
Rushes.....	14, at BAL (10/15)	Same	None
Rushing Yards.....	78, vs. PIT (9/24)	Same	None
Longest Run.....	46, vs. ATL (9/10)	Same	None
Rushing TDs.....	1, twice	Same	None
Receptions.....	8, twice	Same	None
Receiving Yards.....	55, at TB (9/17)	Same	None
Longest Reception.....	70, vs. CAR (10/22)	Same	None
Receiving TDs.....	1, vs. ATL (9/10)	Same	None

TARIK COHEN'S COLLEGE STATISTICS

Year	Team	GP-GS	Rush	Yds	Avg	Lg	TD	Rec	Yds	Avg	Lg	TD
2013	NC A&T	11-6	195	1,148	5.9	49	8	11	152	13.8	81	1
2014	NC A&T	11-11	197	1,340	6.8	81	15	25	237	9.5	68	1
2015	NC A&T	12-12	264	1,543	5.8	83	15	25	217	8.7	52	0
2016	NC A&T	12-12	212	1,588	7.5	94	18	37	339	9.2	45	1
Totals		46-41	868	5,619	6.5	94	56	98	945	9.6	81	3

ADDITIONAL STATS: Punt Returns - 1 returns for 4 yards (4.0 avg). Kick Returns - 1 return for 26 yards (26.0 avg).



76 TOM COMPTON

Ht: 6-5

Wt: 308

Age: 28

College: South Dakota

Bears Season: 1

NFL Season: 5

Acquired: Unrestricted free agent in 2017 (ATL)

OFFENSIVE LINE

PRO CAREER: Appeared in 68 games (12 starts) in 4 seasons with the Washington Redskins (2013-15), Atlanta Falcons (2016) and Chicago Bears (2017) ... helped the Falcons to finish top 5 in the league in total yards (2nd), first downs (2nd), passing yards (3rd) and rushing yards (5th) on the way to Super Bowl LI.

2017 SEASON: Appeared in 8 games (two starts) two games at LG, did not play Game 3, inactive for Games 9-11.

PREVIOUS SEASONS: 2016: Appeared in all 16 regular season games as well wsa 3 postseason games for the Atlanta Falcons ... helped the Falcons to finish top 5 in the league in total yards (2nd), first downs (2nd), passing yards (3rd) and rushing yards (5th) on the way to Super Bowl LI. **2015:** Appeared in 13 games with 1 start as an extra tackle for the Washington Redskins ... appeared in first career post season game. **2014:** Appeared in all 16 games with 9 starts at RT for the Washington Redskins. **2013:** Appeared in 15 games for the Washington Redskins. **2012:** Spent season on Washington Redskins practice squad.

TOM COMPTON'S NFL STATISTICS

REGULAR SEASON

GAMES PLAYED-STARTED - 68-12: 2013 WAS (15-0); 2014 WAS (16-9); 2015 WAS (13-1); 2016 ATL (16-0); 2017 CHI (8-2).

POSTSEASON

GAMES PLAYED-STARTED - 4-0: 2015 WAS (1-0); 2016 ATL (3-0).



31 MARCUS COOPER, SR.

Ht: 6-2**Wt:** 192**Age:** 27**College:** Rutgers**Bears Season:** 1**NFL Season:** 5**Acquired:** Unrestricted free agent in 2017 (ARI)

DEFENSIVE BACK

PRO CAREER: Owns 143 tackles, 7 interceptions, 35 pass breakups, 1 forced fumble and 1 fumble recovery in 65 career games with 28 starts with the Chiefs (2013-15), Cardinals (2016) and Bears (2017) ... owns 17 tackles and 1 TFL in the postseason.

2017 SEASON: Appeared in nine games (3 starts) , recording 12 tackles and 3 pass defenses. Inactive for Game 5.

PREVIOUS SEASONS: 2016: Appeared in 15 games with 13 starts, recording 69 tackles, 4 interceptions (1 returned for a touchdown), 11 pass breakups for the Arizona Cardinals ... 11 pass breakups led the team ... intercepted and returned a Jameis Winston pass for 60 yards for his first career touchdown (vs. TB 9/18/16). **2015:** Appeared in 14 games with 13 starts for the Houston Texans, recording 61 tackles, 0.5 sacks, 1 interception, 6 pass breakups, 1 forced fumble and 1 TFL. **2014:** Appeared in 16 games with 9 starts for the New York Giants, recording 54 tackles, 4 interceptions, 7 pass breakups, 1 forced fumble and 1 TFL ... added 3 STT. **2013:** Played in all 16 games with 6 starts for the Kansas City Chiefs, recording 32 tackles, 4 interceptions and 9 pass breakups.

2017 CHICAGO BEARS

Date	W/L	Opponent	Tkls-S	Sk-YL	INT-Yds	PD	FF	FR	TFL
9/10*	L	ATL	4-4	0-0	0-0	1	0	0	0
9/17*	L	at TB	6-6	0-0	0-0	0	0	0	0
9/24*	W	PIT	1-1	0-0	0-0	2	0	0	0
9/28*	L	at GB	1-1	0-0	0-0	0	0	0	0
10/9	L	MIN			INACTIVE				
10/15	W	at BAL	0-0	0-0	0-0	0	0	0	0
10/22	W	CAR	0-0	0-0	0-0	0	0	0	0
10/29	L	at NO	0-0	0-0	0-0	0	0	0	0
11/12	L	GB	0-0	0-0	0-0	0	0	0	0
11/19	L	DET	0-0	0-0	0-0	0	0	0	0
11/26	L	at PHI	0-0	0-0	0-0	0	0	0	0
12/3	L	SF	1-1	0-0	0-0	0	0	0	0
12/10		at CIN							
12/16		at DET							
12/24		CLE							
12/31		at MIN							
Totals	1-3		13-13	0-0	0-0	3	0	0	0

*Denotes Game Started



MARCUS COOPER'S NFL STATISTICS

REGULAR SEASON

Year	Team	GP	GS	Tackles				Yds	Interceptions				Fumbles			Misc.		
				Tot	S	A	Sk		No	Yds	Lg	TD	PD	FF	FR	Yds	TFL	STT
2013	Kansas City	16	6	41	38	3	0.0	0.0	3	32	20	0	18	1	1	0	0.0	3
2014	Kansas City	13	4	18	18	0	0.0	0.0	0	0	0	0	3	0	0	0	0.0	3
2015	Kansas City	10	1	2	2	0	0.0	0.0	0	0	0	0	0	0	0	33	0.0	0
2016	Arizona	15	13	69	62	7	0.0	0.0	4	95	60t	1	11	0	0	0	0.0	0
2017	Chicago	11	4	13	13	0	0.0	0.0	0	0	-	0	3	0	0	0	0.0	0
NFL totals		65	28	143	133	10	0.0	0.0	7	127	60t	1	35	1	1	33	0.0	6

POSTSEASON

Year	Team	GP	GS	Tackles				Yds	Interceptions				Fumbles			Misc.		
				Tot	S	A	Sk		No	Yds	Lg	TD	PD	FF	FR	Yds	TFL	STT
2013	Kansas City	1	0	2	1	1	0.0	0.0	0	0	-	0	1	0	0	0	0	0
Postseason		1	0	2	1	1	0.0	0.0	0	0	-	0	1	0	0	0	0	0

SEASON / CAREER / PLAYOFF HIGHS

	2017	Career	Playoff
Tackles	6, at TB (9/17)	9, at ATL (11/27/16)	2, at IND (1/4/14)
Solos	6, at TB (9/17)	9, at ATL (11/27/16)	1, at IND (1/4/14)
Pass Defenses	1, vs. ATL (9/10)	4, vs. OAK (10/13/13)	1, at IND (1/4/14)
Interceptions	None	2, vs. TB (9/18/16)	None



30 BENNY CUNNINGHAM

Ht: 5-10

Wt: 217

Age: 27

College: Middle Tennessee State

Bears Season: 1

NFL Season: 5

Acquired: Unrestricted free agent in 2017 (LAR)

RUNNING BACK

PRO CAREER: Appeared in 67 games with 3 starts over 5 seasons with the Rams (2013-2016) and Bears (2017), carrying the ball 180 times for 777 yards (4.3 avg) and 4 touchdowns and grabbing 104 receptions for 877 yards (8.4 avg) and 2 touchdowns ... adds 101 kick returns for 2,694 yards (26.7 avg) ... also adds 15 special teams tackles ... led the Rams in all kick returning categories and finished 8th in the NFL in returns, 7th in kick return yards and 3rd in kick return average ... rushed for a career-high 109 yards against the Bears in 2013.

2017 SEASON: Appeared in 10 games (Inactive Games 2 & 7) as a reserve, rushing for 29 yards on 9 carries (3.2 avg), catching 11 passes for 125 yards (11.4 avg) and one touchdown... Caught a 38-yard touchdown from Pat O'Donnell on fake punt... Returned four kickoffs for 86 yards (21.5 avg)...Also logged 6 STTs.

PREVIOUS SEASONS: 2016: Appeared in 11 games (Games 1-4, 6-7 & 8-12), rushing for 101 yards on 21 attempts (4.8 avg) and caught 16 passes for 91 yards (5.7 avg) ... added 22 kick returns for 599 yards (27.2 avg) ... finished 3rd in the league in kick return average ... also added 3 special teams tackles. **2015:** Appeared in all 16 contests with 1 start (Game 1), rushing for 140 yards on 37 attempts (3.8 avg) and caught 26 passes for 250 yards (9.6 avg) ... added a 25 kick returns for 714 yards (28.6 avg) with a career-long return of 102 yards (at TB 12/15) ... also added 3 special teams tackles. **2014:** Appeared in all 16 contests with 2 starts (Game 1), rushing for 246 yards on 66 attempts (3.7 avg) and 3 touchdowns and caught 45 passes for 352 yards (7.8 avg) and 1 touchdown ... added a 35 kick returns for 963 yards (27.5 avg) ... also added 2 special teams tackles. **2013:** Appeared in 14 games as a rookie, tallying 261 rushing yards on 47 attempts (5.6 avg) and 1 touchdown while also catching 6 passes for 59 yards ... also returned 13 kickoffs for 299 yards (23.0 avg) ... added 2 special teams tackles.



CHICAGO BEARS BIOGRAPHIES

2017 CHICAGO BEARS

Date	W/L	Opp.	Rush	Yards	Avg.	Lg	TD	Rec.	Yards	Avg.	Lg	TD
9/10	L	ATL	0	0	0.0	-	0	0	0	0.0	-	0
9/17	L	at TB										
INACTIVE												
9/24	W	PIT	0	0	0.0	-	0	3	23	7.7	11	0
9/28	L	at GB	5	26	5.2	12	0	0	0	0.0	-	0
10/9	L	MIN	1	4	4.0	4	0	2	43	21.5	38t	1
10/15	W	at BAL	0	0	0.0	-	0	0	0	0.0	-	0
10/22	W	CAR										
INACTIVE												
10/29	L	at NO	1	0	0.0	0	0	1	0	0.0	0	0
11/12	L	GB	1	0	0.0	0	0	3	32	10.7	23	0
11/19	L	DET	0	0	0.0	-	0	1	18	18.0	18	0
11/26	L	at PHI	1	-1	-1.0	-1	0	0	0	0.0	-	0
12/3	L	SF	0	0	0.0	-	0	0	0	0.0	-	0
12/10		at CIN										
12/16		at DET										
12/24		CLE										
12/31		at MIN										
Totals	0-0		9	29	3.8	12	0	10	116	11.6	38t	1

*Denotes Game Started

BENNY CUNNINGHAM'S NFL STATISTICS

REGULAR SEASON

Year	Team	GP-GS	Rush	Yds	Avg	Lg	TD	Rec	Yds	Avg	Lg	TD	STT
2013	St. Louis	14-0	47	261	5.6	56	1	6	59	9.8	18	0	2
2014	St. Louis	16-2	66	246	3.7	20	3	45	352	7.8	19	1	2
2015	St. Louis	16-1	37	140	3.8	40	0	26	250	9.6	42	0	3
2016	LA Rams	11-0	21	101	4.8	24	0	16	91	5.7	12	0	3
2017	Chicago	10-0	9	29	3.8	12	0	11	125	11.4	38t	1	5
NFL totals		67-3	180	777	4.3	56	4	104	877	8.4	42	2	15

Year	Team	KR	Yds	Avg	LG	TD	PR	FC	Yds	Avg	Lg	TD
2013	St. Louis	13	299	23.0	32	0	0	0	0	-	-	0
2014	St. Louis	35	963	27.5	75	0	0	0	0	-	-	0
2015	St. Louis	25	714	28.6	102	0	0	0	0	-	-	0
2016	LA Rams	22	599	27.2	61	0	0	0	0	-	-	0
2017	Chicago	6	119	19.8	25	0	0	0	0	-	-	0
NFL totals		101	2,694	26.7	102	0	0	0	0	-	-	0

SEASON / CAREER / PLAYOFF HIGHS

	2017	Career	Playoff
Rushes.....	5, at GB (9/28)	16, vs. SEA (9/13/15)	None
Rushing Yards.....	26, at GB (9/28)	109, vs. CHI (11/24/13)	None
Longest Run.....	12, at GB (9/28)	56, at IND (11/10/13)	None
Rushing TDs.....	None	1, 4 times	None
Receptions.....	3, vs. PIT (9/24)	7, at SEA (12/28/14)	None
Receiving Yards.....	43, vs. MIN (10/9)	77, vs. SEA (9/13/15)	None
Longest Reception.....	38t, vs. MIN (10/9)	42, vs. SEA (9/13/15)	None
Receiving TDs.....	1, vs. MIN (10/9)	1, twice	None





21

QUINTIN DEMPS



Ht: 5-11 **Wt:** 210
Age: 32 **College:** UTEP
Bears Season: 1 **NFL Season:** 10
Acquired: Unrestricted free agent in 2017 (HOU)

DEFENSIVE BACK

PRO CAREER: Owns 275 tackles, 18 interceptions, 44 pass breakups, 1.5 sacks, 6 TFLs, 4 forced fumbles and 3 fumble recoveries in 110 career contests with 44 starts with the Philadelphia Eagles (2008-09), Houston Texans (2010-12, and '15-16), Kansas City Chiefs (2013), New York Giants (2014) and Chicago Bears (2017) ... appeared in 10 postseason contests (4 starts) ... owns 17 tackles and 1 TFL in the postseason ... 15 INTs since 2013 are 3rd most in NFL among safeties.

2017 SEASON: Started three games, recording 12 tackle before being placed on injured reserve.

PREVIOUS SEASONS: 2016: Started 13 games, recording 55 tackles, 6 interceptions, 9 pass breakups, 1 forced fumble and 1 TFL for the Houston Texans ... 6 INTs led all safeties last season, second most overall and the second most in Houston's single-season history ... set Texans record with INT in four consecutive games (Weeks 14-17) ... set career-highs in interceptions and pass breakups. **2015:** Appeared in 14 games with 13 starts for the Texans, recording 61 tackles, 0.5 sacks, 1 interception, 6 pass breakups, 1 forced fumble and 1 TFL. **2014:** Appeared in 16 games with 9 starts for the New York Giants, recording 54 tackles, 4 interceptions, 7 pass breakups, 1 forced fumble and 1 TFL ... added 3 STT. **2013:** Played in all 16 games with 6 starts for the Kansas City Chiefs, recording 32 tackles, 4 interceptions and 9 pass breakups ... added 3 STT. **2012:** Played in 12 games for the Texans, recording 27 tackles, 5 pass breakups, 2 TFLs and 1 fumble recovery ... added 9 STT. **2011:** Played in 9 games for the Houston Texans, tallying 22 tackles, 2 interceptions, and 4 pass breakups. **2010:** Appeared in 2 games for the Texans. **2009:** Played in 9 games for the Philadelphia Eagles, recording 7 tackles, 1 interception and 3 pass breakups... Added 7 STTs. **2008:** Played in all 16 games for the Philadelphia Eagles as a rookie, tallying 5 tackles, 1 sack, 1 pass breakup, 1 forced fumble and 1 fumble recovery ... added 13 STTs.

2017 CHICAGO BEARS

Date	W/L	Opponent	Tkls-S	Sk-YL	INT-Yds	PD	FF	FR	TFL
9/10*	L	ATL	3-3	0-0	0-0	0	0	0	0
9/17*	L	at TB	7-6	0-0	0-0	0	0	0	0
9/24*	W	PIT	2-2	0-0	0-0	0	0	0	0
9/28	L	at GB							
10/9	L	MIN							
10/15	W	at BAL							
10/22	W	CAR							
10/29	L	at NO							
11/12	L	GB							
11/19	L	DET							
11/26	L	at PHI							
12/3	L	SF							
12/10		at CIN							
12/16		at DET							
12/24		CLE							
12/31		at MIN							
Totals	1-2		12-11	0-0	0-0	0	0	0	0

*Denotes Game Started



QUINTIN DEMPS' NFL STATISTICS

REGULAR SEASON

Year	Team	GP	GS	Tackles					Interceptions					Fumbles			Misc.	
				Tot	S	A	Sk	Yds	No	Yds	Lg	TD	PD	FF	FR	Yds	TFL	STT
2008	Philadelphia	16	0	5	5	0	1.0	9.0	0	0	-	0	1	1	0	0	1.0	13
2009	Philadelphia	9	0	7	7	0	0.0	0.0	1	12	12	0	3	0	0	0	0.0	7
2010	Houston	2	0	0	0	0	0.0	0.0	0	0	-	0	0	0	0	0	0	1
2011	Houston	9	0	22	18	4	0.0	0.0	2	47	42	0	4	0	0	0	0.0	1
2012	Houston	12	0	27	21	6	0.0	0.0	0	0	-	0	5	0	1	0	2.0	9
2013	Kansas City	16	6	32	22	10	0.0	0.0	4	61	35	0	9	0	0	0	0.0	3
2014	NY Giants	16	9	54	38	16	0.0	0.0	4	19	10	0	7	1	0	0	1.0	3
2015	Houston	14	13	61	35	26	0.5	6.5	1	0	-	0	6	1	2	33	1.0	0
2016	Houston	13	13	56	38	17	0.0	0.0	6	54	19	0	9	1	0	0	1.0	0
2017	Chicago	3	3	12	11	1	0.0	0.0	0	0	-	0	0	0	0	0	0.0	0
NFL totals		110	44	275	195	80	1.5	15.5	18	193	42	0	44	4	3	33	6.0	37

ADDITIONAL STATS: Kick returns- 110 for 2,931 yards

POSTSEASON

Year	Team	GP	GS	Tackles					Interceptions					Fumbles			Misc.		
				Tot	S	A	Sk	Yds	No	Yds	Lg	TD	PD	FF	FR	Yds	TFL	STT	
2008	Philadelphia	3	1	7	4	3	0.0	0.0	0	0	-	0	0	0	0	0	0	0	2
2011	Houston	2	1	3	3	0	0.0	0.0	0	0	-	0	0	0	0	0	0	1	0
2012	Houston	2	0	0	0	0	0.0	0.0	0	0	-	0	0	0	0	0	0	2	
2013	Kansas City	1	0	0	0	0	0.0	0.0	0	0	-	0	0	0	0	0	0	1	
2015	Houston	1	1	5	3	2	0.0	0.0	0	0	-	0	0	0	0	-	0	0	
2016	Houston	1	1	2	2	0	0.0	0.0	0	0	-	0	0	0	0	-	0	0	
Postseason		10	4	17	12	5	0.0	0.0	0	0	-	0	0	0	0	0	1	5	

SEASON / CAREER / PLAYOFF HIGHS

	2017	Career	Playoff
Tackles	7, at TB (9/17)	10, at PHI (10/12/14)	5, twice
Solos	6, at TB (9/17)	9, at PHI (10/12/14)	3, twice
Pass Defenses	None	2, six times	None
Interceptions	None	1, 18 times	None



49

ANDREW DEPAOLA

Ht: 6-2**Wt:** 230**Age:** 30**College:** Rutgers**Bears Season:** 1**NFL Season:** 4**Acquired:** Waiver claim in 2017 (TB)

LONG SNAPPER

PRO CAREER: Enters his 4th NFL season... Appeared in 60 games with the Tampa Bay Buccaneers (2014-16) and the Chicago Bears (2017).

2017 SEASON: Appeared in 12 games on special teams.

PREVIOUS SEASONS: 2012-13 - Spent the 2012 and 2013 training camps with the Buccaneers.

2014 - Made NFL debut in season opener vs. Carolina (9/7). Played in all 16 games on the season and registered four special teams tackles: one vs. Carolina (9/7), one at New Orleans (10/5), one vs. Minnesota (10/26), and one at Carolina (12/14).

ANDREW DEPAOLA'S NFL STATISTICS

REGULAR SEASON

GAMES PLAYED-STARTED - 60-0: 2014 TB (16-0); 2015 TB (16-0); 2016 TB (16-0); 2017 CHI (12-0).



94 LEONARD FLOYD

Ht: 6-4 **Wt:** 240
Age: 25 **College:** Georgia
Bears Season: 2 **NFL Season:** 2
Acquired: 1st round of the 2016 draft (9th overall)

LINEBACKER

PRO CAREER: In his second season with the Bears (2016-17) ... Totals 84 tackles, 11.5 sacks, 6 pass breakups, 1 forced fumble, 2 fumble recoveries and 12 TFLs ... Ranked third in NFL in sacks among rookies in 2016 ... 7 sacks in 2016 ranked third in all-time among Bears rookies (Mark Anderson, Brian Urlacher).

2017 SEASON: Started 10 games, recording 33 tackles, 4.5 sacks, 9 TFLs, 2 pass defenses and 1 fumble recovery before being placed on Injured Reserve on 11/23.

HONORS AND AWARDS: 2016 All-Rookie Team (PFWA, Gil Brandt, Fox Sports).

2016 SEASON: Started in 12 games (Games 1-4, 7-10 & 12-16) producing 51 tackles, 7 sacks, 4 pass breakups, 1 forced fumble, 1 recovered fumble and 3 TFLs as a rookie ... recorded a sack-fumble on Aaron Rodgers and then recovered the ball in the endzone for a touchdown at Green Bay ... scored one of only two defensive touchdowns for the Bears in the season ... recorded a season-high 8 tackles in his NFL debut at Houston (9/11) ... recorded the team's only safety of the year on a sack of Blaine Gabbert vs. SF (12/4) ... ranked 3rd in NFL in sacks among rookies ... posted 3 multi-sack games as a rookie which is most by a Bears rookie since 2006.

2017 CHICAGO BEARS

Date	W/L	Opponent	Tkls-S	Sk-YL	INT-Yds	PD	FF	FR	TFL
9/10*	L	ATL	4-3	0-0	0-0	1	0	0	1
9/17*	L	at TB	2-0	0-0	0-0	0	0	1	0
9/24*	W	PIT	1-0	0-0	0-0	0	0	0	0
9/28*	L	at GB	3-3	1-1	0-0	0	0	0	1
10/9*	L	MIN	6-6	2-20	0-0	0	0	0	4
10/15*	W	at BAL	2-0	0-0	0-0	0	0	0	0
10/22*	W	CAR	4-3	1-6	0-0	0	0	0	1
10/29*	L	at NO	3-2	0-0	0-0	1	0	0	1
11/12*	L	GB	4-3	0.5-4	0-0	0	0	0	0
11/19*	L	DET	4-4	0-0	0-0	0	0	0	1
11/26	L	at PHI							
12/3	L	SF							
12/10		at CIN							
12/16		at DET							
12/24		CLE							
12/31		at MIN							
Totals	3-7		33-25	4.5-31	0-0	2	0	1	9

*Denotes Game Started

LEONARD FLOYD'S NFL STATISTICS

REGULAR SEASON


Year	Team	GP	GS	Tackles					Interceptions					Fumbles			Misc.	
				Tot	S	A	Sk	Yds	No	Yds	Lg	TD	PD	FF	FR	Yds	TFL	STT
2016	Chicago	12	12	51	33	18	7.0	49.5	0	0	-	0	4	1	1	0	3.0	0
2017	Chicago	10	10	33	25	8	4.5	31.0	0	0	-	0	2	0	1	0	9.0	0
NFL totals		22	22	84	58	26	11.5	80.5	0	0	-	0	6	1	2	0	12.0	0

SEASON / CAREER / PLAYOFF HIGHS

	2017	Career	Playoff
Tackles	6, vs. MIN (10/9)	8, at HOU (9/11)	None
Solos	6, vs. MIN (10/9)	Same	None
Tackles For Loss	4, vs. MIN (10/9)	Same	None
Sacks	2, vs. MIN (10/9)	2, three times	None



50

**JERRELL
FREEMAN**
**Ht:** 6-0**Wt:** 236**Age:** 31**College:** Mary Hardin-Baylor**Bears Season:** 2**NFL Season:** 6**Acquired:** Unrestricted free agent in 2016 (IND)

LINEBACKER

PRO CAREER: Enters his sixth professional season, starting all 70 career games he's appeared in with the Indianapolis Colts (2012-15) and Chicago Bears (2016-17) ... owns 615 career tackles, 12 sacks, 29 TFLs, 4 interceptions (2 returned for touchdowns), 22 pass breakups, 8 forced fumbles and 3 fumble recoveries ... notched 100 tackles in 4-of-5 professional seasons (2012-13 & '15-16) ... became the first undrafted NFL player to return an interception for a touchdown in his NFL debut since 1987 ... had 6 forced fumbles in 2013, tied for third most in the NFL and set a Colts franchise record ... 145 tackles in 2012 ranked fourth in the NFL and second among rookies ... started 5-of-6 career postseason games, recording 54 tackles, 1.5 sacks and 1 pass breakup, TFL, forced fumble and fumble recovery ... started his professional career in the CFL, recording 144 tackles, 13 sacks, 3 interceptions, 4 fumble recoveries and 1 defensive touchdown over three seasons with the Saskatchewan Roughriders (2009-11) ... three-time CFL Defensive Player of the Week and 2011 CFL All-Star ... participated in two CFL Grey Cup games with the Roughriders.

2017 SEASON: Placed on IR after sustaining a pectoral injury in Week One vs. Atlanta ... started Game 1, recording 10 tackles and 1 TFL.

HONORS AND AWARDS: **2013:** AFC Defensive Player of the Week at KC (12/22); USA Today All-Joe Team.

PREVIOUS SEASONS: **2016:** Started all 12 games he appeared in tallying 127 tackles, 5 pass breakups and 7 TFLs ... led the team in tackles and recorded the game-high in tackles on 10 different occasions ... ranked 4th on the team in pass breakups (1st among linebackers) ... set a career-high with 17 tackles in the season opener at HOU (9/11) ... recorded his 4th 100+ tackle season of his NFL career. **2015:** Put together his third 100+ tackle season since 2012, collecting 112 tackles over 13 games (13 starts) in his final season as a Colt ... also recorded 3 sacks, 1 interception (returned for a touchdown), 2 pass breakups, 4 TFLs and 1 fumble recovery ... 112 tackles ranked 2nd on the team while his 3 sacks ranked tied for 3rd. **2014:** Collected 95 tackles, 1.5 sacks, 6 pass breakups, 4 TFLs and 1 forced fumble while starting 12-of-12 games for Indianapolis ... 95 tackles ranked 2nd on the team ... also started all 3 of the Colts postseason contests, recording a team-high 32 tackles, 1.5 sacks and 1 forced fumble and fumble recovery. **2013:** In his second professional season with the Colts, tallied a team-high 126 tackles while starting all 16 games ... notched career-highs in sacks (5.5), interceptions (2), forced fumbles (6) and fumble recoveries (2) ... also recorded 6 pass breakups and TFLs ... started 1-of-2 postseason contests, posting 18 tackles, 1 pass breakup and 1 TFL. **2012:** Started 16-of-16 contests, notching a team and career-high 145 tackles as an undrafted rookie with the Colts ... also collected a career-high 7 TFLs, 2 sacks, 1 interception, 3 pass breakups and 1 forced fumble ... started the Colts lone playoff game, producing 4 tackles. **2011 (CFL):** In his final season with Saskatchewan, totaled 105 tackles, 6 sacks, 1 interception and 1 fumble recovery in 17 games ... added 3 STTs. **2010 (CFL):** In 17 games, recorded 24 tackles, 7 sacks, 3 interceptions and 1 fumble recovery in his second season with the Roughriders ... added 13 STTs. **2009 (CFL):** In his first season in Saskatchewan, appeared in all 17 games, collecting 15 tackles, 2 fumble recoveries and 25 STTs.



2017 CHICAGO BEARS

Date	W/L	Opponent	Tkls-S	Sk-YL	INT-Yds	PD	FF	FR	TFL
9/10*	L	ATL	10-7	0-0	0-0	0	0	0	1
9/17	L	at TB			INJURED RESERVE				
9/24	W	PIT			INJURED RESERVE				
9/28	L	at GB			INJURED RESERVE				
10/9	L	MIN			INJURED RESERVE				
10/15	W	at BAL			INJURED RESERVE				
10/22	W	CAR			INJURED RESERVE				
10/29	L	at NO			INJURED RESERVE				
11/12	L	GB			SUSPENDED/IR				
11/19	L	DET			SUSPENDED/IR				
11/26	L	at PHI			SUSPENDED/IR				
12/3	L	SF			SUSPENDED/IR				
12/10		at CIN							
12/16		at DET							
12/24		CLE							
12/31		at MIN							
Totals	0-1		10-7	0-0	0-0	0	0	0	1

*Denotes Game Started

JERRELL FREEMAN'S NFL STATISTICS

REGULAR SEASON

Year	Team	GP	GS	Tackles				Interceptions				Fumbles			Misc.			
				Tot	S	A	Sk	Yds	No	Yds	Lg	TD	PD	FF	FR	Yds	TFL	STT
2012	Indianapolis	16	16	145	90	55	2.0	17.0	1	4	4t	1	3	1	0	0	7.0	0
2013	Indianapolis	16	16	126	83	43	5.5	22.5	2	13	13	0	6	6	2	24	6.0	0
2014	Indianapolis	12	12	95	58	37	1.5	8.5	0	0	-	0	6	1	0	0	4.0	0
2015	Indianapolis	13	13	112	66	46	3.0	33.0	1	23	23t	1	2	0	1	0	4.0	0
2016	Chicago	12	12	127	96	31	0.0	0.0	0	0	0	0	5	0	0	0	7.0	0
2017	Chicago	1	1	10	7	3	0.0	0.0	0	0	-	0	0	0	0	0	1.0	0
Bears totals	13	13	137	103	34	0.0	0.0	0	0	-	0	5	0	0	0	0	8.0	0
NFL totals	70	70	615	400	215	12.0	81.0	4	40	23t	2	22	8	3	24	29.0	0	

POSTSEASON

Year	Team	GP	GS	Tackles				Interceptions				Fumbles			Misc.				
				Tot	S	A	Sk	Yds	No	Yds	Lg	TD	PD	FF	FR	Yds	TFL	STT	
2012	Indianapolis	1	1	4	3	1	0.0	0.0	0	0	-	0	0	0	0	0	0	0	0
2013	Indianapolis	2	1	18	10	8	0.0	0.0	0	0	-	0	1	0	0	0	1	0	0
2014	Indianapolis	3	3	32	16	16	1.5	5.5	0	0	-	0	0	1	1	0	0	0	0
NFL totals	6	5	54	29	25	1.5	5.5	0	0	-	0	1	1	1	0	1	0	1	0

SEASON / CAREER / PLAYOFF HIGHS

	2016	Career	Playoff
Tackles	10, vs. ATL (9/10)	17, at HOU (9/11/16)	15, vs. CIN (1/4/15)
Solos	7, vs. ATL (9/10)	11, twice	7, vs. CIN (1/4/15)
Tackles For Loss	1, vs. ATL (9/10)	3, twice	1, vs. KC (1/4/14)
Sacks	None	2, twice	1.5 vs. CIN (1/4/15)



23 KYLE FULLER

Ht: 5-11 **Wt:** 190
Age: 25 **College:** Virginia Tech
Bears Season: 4 **NFL Season:** 4
Acquired: 1st round of the 2014 draft (14th overall)

DEFENSIVE BACK

PRO CAREER: Started 42-of-44 games for the Bears (2014-17), producing 188 tackles, 5 TFLs, 7 interceptions, 37 pass breakups and 3 forced fumbles ... led the Bears in interceptions in 2015 (2) after tying for the team lead in 2014 (4) ... in his first two NFL seasons, has 6 interceptions and 3 forced fumbles, one-of-four players in the NFL to do so since start of the 2014 season along with Mike Adams (Colts), Josh Norman (Carolina) and Earl Thomas (Seattle) ... in 2014 ranked 1st in interceptions and tied for 1st in forced fumbles among rookies ... was the 6th Bears player all-time to lead NFL rookies in interceptions and first since Charles Tillman tied for 1st in 2003 ... became first Bears rookie since Chris Harris in 2005 to record 2 interceptions in a game, with both coming in the 4th quarter at San Francisco, leading to two Chicago touchdowns, including the game winning score.

2017 SEASON: Started 12 games, recording 59 tackles, 1 interception, 2 TFLs and 13 pass defenses.

HONORS & AWARDS: 2014: NFL All-Rookie Team (PFWA, Gil Brandt), NFL Defensive Rookie of the Month (Sept), NFC Defensive Player of the Week (Week 2 at SF), NFL Rookie of the Week (Week 3 at NYJ), Brian Piccolo Award.

2017 CHICAGO BEARS

Date	W/L	Opponent	Tkls-S	Sk-YL	INT-Yds	PD	FF	FR	TFL
9/10*	L	ATL	6-5	0-0	0-0	1	0	0	0
9/17*	L	at TB	4-4	0-0	0-0	0	0	0	0
9/24*	W	PIT	4-4	0-0	0-0	2	0	0	0
9/28*	L	at GB	5-4	0-0	0-0	0	0	0	0
10/9*	L	MIN	4-4	0-0	0-0	1	0	0	0
10/15*	W	at BAL	6-5	0-0	0-0	3	0	0	0
10/22*	W	CAR	5-4	0-0	0-0	1	0	0	0
10/29*	L	at NO	5-4	0-0	0-0	0	0	0	0
11/12*	L	GB	5-5	0-0	0-0	2	0	0	0
11/19*	L	DET	3-2	0-0	0-0	1	0	0	0
11/26*	L	at PHI	6-5	0-0	0-0	0	0	0	1
12/3*	L	SF	6-5	0-0	1-0	2	0	0	1
12/10		at CIN							
12/16		at DET							
12/24		CLE							
12/31		at MIN							
Totals	3-9		59-51	0-0	1-0	13	0	0	2

*Denotes Game Started

KYLE FULLER'S NFL STATISTICS

REGULAR SEASON

Year	Team	GP	GS	Tackles					Interceptions					Fumbles			Misc.	
				Tot	S	A	Sk	Yds	No	Yds	Lg	TD	PD	FF	FR	Yds	TFL	STT
2014	Chicago	16	14	73	54	19	0.0	0.0	4	81	31	0	9	3	0	0	3.0	2
2015	Chicago	16	16	56	45	11	0.0	0.0	2	24	15	0	15	0	0	0	0.0	1
2016	Chicago	0	0	0	0	0	0.0	0.0	0	0	0	0	0	0	0	0	0.0	0
2017	Chicago	12	12	59	51	8	0.0	0.0	1	0	0	0	13	0	0	0	2.0	0
NFL totals		44	42	188	150	38	0.0	0.0	7	105	31	0	37	3	0	0	5.0	3

SEASON / CAREER / PLAYOFF HIGHS

	2017	Career	Playoff
Tackles	6, four times	8, at DET (11/27/14)	None
Solos	5, four times	7, three times	None
Tackles For Loss	1, twice	1, five times	None
Interceptions	1, vs. SF (12/3)	2, at SF (9/14/14)	None



19 TANNER GENTRY

Ht: 6-2
Age: 23

Wt: 210
College: Wyoming

Acquired: Undrafted free agent in 2017

WIDE RECEIVER

COLLEGE: Caught 180 passes for 2,815 yards (15.6 avg) and 20 touchdowns in 42 games at Wyoming... Added 13 carries for 81 yards (6.2 avg)... Leaves Wyoming ranked tied for 4th in receiving touchdowns, 5th in receiving yards and 8th in receptions. **SENIOR:** Recorded 72 receptions for 1,326 yards (18.4 avg) and 14 touchdowns... Added 6 carries for 30 yards... 72 receptions ranked 1st on the team and 6th in school for history a single season... Posted the 6th most receiving yards in a single season and his 14 TDs ranks tied for 2nd. **JUNIOR:** Caught 37 passes for 678 yards (18.3 avg) and 4 TDs in 7 games before suffering a season-ending injury... He was leading the Mountain West in receiving yards at the time of the injury and was named to the 2015 Biletnikoff Award Watch... Added five carries for 48 yards... In his seven games, he recorded 100 or more receiving yards three times.

2017 SEASON: Promoted to active roster from practice squad after Week 1... Appeared in four games (three starts), catching 3 passes for 35 yards (11.7 avg)... Added back to practice squad after being waived... Waived on 11/11.

2017 CHICAGO BEARS

Date	W/L	Opp.	Rec	Yds	Avg	Long	TD
9/10	L	ATL					PRACTICE SQUAD
9/17	L	vs. TB	2	27	13.5	15	0
9/24	W	PIT					PRACTICE SQUAD
9/28	L	at GB					PRACTICE SQUAD
10/9	L	MIN					PRACTICE SQUAD
10/15*	W	at BAL	0	0	0.0	-	0
10/22*	W	CAR	1	8	8.0	0	0
10/29*	L	at NO	0	0	0.0	-	0
11/12	L	GB					NOT WITH TEAM
11/19	L	DET					PRACTICE SQUAD
11/26	L	at PHI					PRACTICE SQUAD
12/3	L	SF					PRACTICE SQUAD
12/10		at CIN					
12/16		at DET					
12/24		CLE					
12/31		at MIN					
Totals	2-1		3	35	11.7	15	0

*Denotes Game Started

TANNER GENTRY'S NFL STATISTICS

REGULAR SEASON


Year	Team	GP-GS	Rec	Yds	Avg	Lg	TD	Rush	Yds	Avg	Lg	TD	STT
2017	Chicago	4-3	3	35	11.7	15	0	0	0	0.0	-	0	0

SEASON / CAREER / PLAYOFF HIGHS

	2017	Career	Playoff
Receptions.....	2, at TB (9/17)	None	None
Receiving Yards.....	27, at TB (9/17)	None	None
Longest Reception.....	15, at TB (9/17)	None	None
Receiving TDs.....	None	None	None



8 MIKE GLENNON



Ht: 6-6

Wt: 225

Age: 27

College: North Carolina State

Bears Season: 1

NFL Season: 5

Acquired: Unrestricted FA in 2017 (TB)

QUARTERBACK

PRO CAREER: Completed 467-of-770 passes (60.6 percent) for 4,933 yards in 25 games with 22 starts in 5 seasons with the Tampa Bay Buccaneers (2013-16) and Chicago Bears (2017) ... owns 34 passing touchdowns, 20 interceptions and 90 rushing yards on 41 attempts (2.2 avg) ... set a career-high in passing touchdowns in 2013 with 19 ... started his first regular season game vs. ARI (9/29/13) ... has 4 games with a 100-plus passer rating, with 3 of those coming in 2013 (138.4 at DET 11/24; 137.5 vs. ATL 11/17; 123.1 at SEA 11/3).

2017 SEASON: Started four games, completing 93-of-140 passes (66.4 percent) for 833 yards, 4 touchdowns and 5 interceptions for a QB rating of 76.9... Adds 4 carries for 4 yards. Did not play Games 5-12.

HONORS & AWARDS: 2013: PFWA All-Rookie Team ... his selection marked the first time since 2007 that the PFWA's All-Rookie quarterback was not a player taken in the first round.

PREVIOUS SEASONS: 2016: Completed 10-of-11 attempts for 75 yards and 1 touchdown in two games for Tampa Bay. 2015: Did not appear in a game. 2014: Completed 117-of-203 pass attempts for 1,417 yards with 10 touchdowns, 6 interceptions and a 83.3 passer rating in 6 games (5 starts) with Tampa Bay ... added 49 yards rushing on 10 attempts. 2013: Threw for 2,608 yards and 19 touchdowns while completing 247-of-416 pass attempts (59.4 percent) as a rookie in Tampa Bay ... added 9 interceptions and 27 rush attempts for 37 yards ... set franchise rookie record for passing yards and touchdowns ... set career-highs in passing yards, pass attempts, completions, touchdown passes and rush attempts ... posted three QBR's of 123.0 or higher ... posted a career-high 138.4 QBR in a 24-21 win at Detroit, throwing for 247 yards on 14 of 21 attempts with two touchdowns and zero interceptions ... the week prior, he posted a QBR of 137.5 on 20 of 23 passing for 231 yards and two touchdowns in a 41-28 win over Atlanta ... also posted a QBR of 123.1 in an overtime loss at Seattle.

COLLEGE: In four seasons at N.C. State (2008-12), Glennon played in 36 games with 26 starts ... finished his career with 7,411 passing yards and 63 touchdowns while completing 646-of-1,069 passes ... finished his senior season with the second-most passes attempted (564) in ACC history, third-most completions (330), fourth-most passing yards (4,031) and tied for the fifth-most passing touchdowns (31) ... joins former Wolfpack quarterback Philip Rivers as the only passers in school history to throw for 4,000+ yards in a single season ... one of only three quarterbacks in N.C. State history to complete 300+ passes in a single season (Rivers, Russell Wilson).

2017 CHICAGO BEARS

Date	W/L	Opp.	Att	Cmp	Yds	Pct.	TD	INT	Lg	Sk/Lst	Rtg
9/10*	L	Atl	40	26	213	65.0	1	0	22	4/37	86.8
9/17*	L	at TB	45	31	301	68.9	1	2	20	1/11	76.2
9/24*	W	Pit	22	15	101	68.1	1	1	17	2/17	74.2
9/28*	L	at GB	33	21	218	63.6	1	2	29	1/13	67.5
10/9	L	Min									DID NOT PLAY
10/15	W	at Bal									DID NOT PLAY
10/22	W	Car									DID NOT PLAY
10/29	L	at NO									DID NOT PLAY
11/12	L	GB									DID NOT PLAY
11/19	L	Det									DID NOT PLAY
11/26	L	at Phi									DID NOT PLAY
12/3	L	SF									DID NOT PLAY
12/10		at Cin									
12/16		at Det									
12/24		Cle									
12/31		at Min									
Totals	1-3		140	93	833	66.4	4	5	29	8/78	76.9



MIKE GLENNON'S NFL STATISTICS

REGULAR SEASON

Year	Team	GP-GS	Att	Cmp	Pct	Yds	Yds/Att	TD	Int	Lg	Sk-Yds	Rating
2013	Tampa Bay	13-13	416	247	59.4	2,608	6.3	19	9	85t	40-314	83.9
2014	Tampa Bay	6-5	203	117	57.6	1,417	7.0	10	6	41	16-91	83.3
2015	Tampa Bay	0-0	0	0	--	0	--	0	0	--	0-0	--
2016	Tampa Bay	2-0	11	10	90.9	75	6.8	1	0	13	0-0	125.4
2017	Chicago	4-4	140	93	66.4	833	6.0	4	5	29	8-78	76.9
NFL totals		25-22	770	467	60.6	4,933	6.4	34	20	85t	64-483	83.2

Record as Starter: 6-16 (.286) - 2013 (4-9), 2014 (1-4), 2017 (1-3).

ADDITIONAL STATS: Fumbles-Lost -- (13-8): 2013 (7-4), 2014 (2-0), 2017 (3-3)

Year	Team	Rush	Yds	Avg	Lg	TD
2013	Tampa Bay	27	37	1.4	16	0
2014	Tampa Bay	10	49	4.9	19	0
2016	Tampa Bay	0	0	-	-	0
2017	Chicago	4	4	1.0	2	0
NFL totals		41	90	2.2	19	0

SEASON / CAREER / PLAYOFF HIGHS

	2017	Career	Playoff
Attempts	45, at TB (9/17)	51, vs. CAR (10/24/13)	None
Completions	31, at TB (9/17)	Same	None
Passing Yards	301, at TB (9/17)	314, vs. BAL (10/12/14)	None
TD Passes	1, four times	2, 12 times	None
Interceptions	2, twice	2, four times	None
Longest Completion	29, at GB (9/28)	85t, at DET (11/24/13)	None

MIKE GLENNON'S GAME-BY-GAME STATISTICS

2013 TAMPA BAY BUCCANEERS

Date	W/L	Opp.	Att	Cmp	Yds	Pct.	TD	INT	Lg	Sk/Lst	Rtg
DID NOT PLAY WEEKS 1-3											
9/29	L	Ari	43	24	193	55.8	1	2	20	2/20	55.7
10/13	L	Phi	43	26	273	60.5	2	1	36	2/16	84.7
10/20	L	at Atl	44	26	256	59.1	2	0	59	3/30	90.7
10/24	L	Car	51	30	275	58.8	1	0	29	3/26	80.1
11/3	L	at Sea	23	17	168	73.9	2	0	27	3/25	123.1
11/11	W	Mia	21	11	139	52.4	1	1	30	2/15	69.3
11/17	W	Atl	23	20	231	87.0	2	0	53	2/7	137.5
11/24	W	at Det	21	14	247	66.7	2	0	85	4/40	138.4
12/1	L	at Car	21	14	180	66.7	0	1	60	5/40	73.5
12/8	W	Buf	25	9	90	36.0	2	2	38	1/9	40.4
12/15	L	SF	34	18	179	52.9	2	1	26	4/35	75.5
12/22	L	at StL	26	16	158	61.5	0	0	30	7/47	78.7
12/29	L	at NO	41	22	219	53.7	2	1	48	2/4	75.2
Totals	4-9		416	247	2,608	59.4	19	9	85	40/314	83.9

2014 TAMPA BAY BUCCANEERS

Date	W/L	Opp.	Att	Cmp	Yds	Pct.	TD	INT	Lg	Sk/Lst	Rtg
9/18	L	at Atl	24	17	121	70.8	1	0	14	2/18	96.0
9/28	W	at Pit	42	21	302	50.0	2	1	41	1/15	79.7
10/5	L	at NO	32	19	249	59.4	2	1	34	1/1	91.8
10/12	L	Bal	44	24	314	54.5	2	1	33	5/37	83.0
10/26	L	Min	28	19	171	67.9	1	1	40	5/12	81.1
11/2	L	at Cle	33	17	260	51.5	2	2	34	2/8	72.8
Totals	1-5		203	117	1,417	57.6	10	6	41	16/91	83.3

2016 TAMPA BAY BUCCANEERS

Date	W/L	Opp.	Att	Cmp	Yds	Pct.	TD	INT	Lg	Sk/Lst	Rtg
11/3	L	Atl	11	10	75	90.9	1	0	13	0/0	125.4
11/13	W	CHI	-	-	-	-	-	-	-	-	-
Totals	1-1		11	10	75	90.9	1	0	13	0/0	125.4



91 EDDIE GOLDMAN

Ht: 6-4

Wt: 320

Age: 23

College: Florida State

Bears Season: 3

NFL Season: 3

Acquired: 2nd round of the 2015 draft (39th overall)

DEFENSIVE LINE

PRO CAREER: Starts third professional season, appearing in 33 contests with 29 starts for the Chicago Bears (2015-17) ...tallied 99 tackles, 8.5 sacks, 12 TFLs, 1 fumble recovery and 1 pass breakup ... named to Mel Kiper and the PFWA's All-Rookie teams after tallying 39 tackles, 4.5 sacks and 6 TFLs ... ranked 4th amongst NFL rookies in sacks with 4.5.

2017 SEASON: Started 12 games, recording 36 tackles, 1.5 sacks, 1 fumble recovery and 3 TFLs.

HONORS AND AWARDS: 2015: All-Rookie (PFWA & Mel Kiper).

PREVIOUS SEASONS: 2016: Limited because of injury to 6 games with 5 starts, recording 24 tackles, 2.5 sacks, 3 TFLs and 1 pass breakup ... posted a career high 6 tackles in the season-opener at HOU (9/11) ... 3 TFLs tied for 3rd on the team. **2015:** Notched 39 tackles, 4.5 sacks and 6 TFLs en route to being named to Mel Kiper's and the PFWA's All-Rookie Teams ... started 12-of-15 games for the Bears ... his 4.5 sacks ranked 4th amongst NFL rookies ... 6 TFLs ranked 4th on the Bears ... was placed on IR on 12/30 with an ankle injury.

2017 CHICAGO BEARS

Date	W/L	Opponent	Tkls-S	Sk-YL	INT-Yds	PD	FF	FR	TFL
9/10*	L	ATL	1-1	0-0	0-0	0	0	0	0
9/17*	L	at TB	3-2	1-5	0-0	0	0	0	1
9/24*	W	PIT	2-2	0-0	0-0	0	0	0	0
9/28*	L	at GB	2-0	0-0	0-0	0	0	0	0
10/9*	L	MIN	2-2	0-0	0-0	0	0	0	0
10/15*	W	at BAL	6-6	0-0	0-0	0	0	0	1
10/22*	W	CAR	6-5	0.5-0.5	0-0	0	0	0	0
10/29*	L	at NO	4-0	0-0	0-0	0	0	0	0
11/12*	L	GB	1-1	0-0	0-0	0	0	0	0
11/19*	L	DET	2-2	0-0	0-0	0	0	0	1
11/26*	L	at PHI	4-3	0-0	0-0	0	0	1	0
12/3*	L	SF	3-1	0-0	0-0	0	0	0	0
12/10		at CIN							
12/16		at DET							
12/24		CLE							
12/31		at MIN							
Totals	3-9		36-25	1.5-5.5	0-0	0	0	1	3

*Denotes Game Started

EDDIE GOLDMAN'S NFL STATISTICS

REGULAR SEASON

Year	Team	GP	GS	Tackles				Interceptions				Fumbles			Misc.			
				Tot	S	A	Sk	Yds	No	Yds	Lg	TD	PD	FF	FR	Yds	TFL	STT
2015	Chicago	15	12	39	23	16	4.5	40.5	0	0	-	0	0	0	0	0	6.0	0
2016	Chicago	6	5	24	18	6	2.5	16.0	0	0	-	0	1	0	0	0	3.0	0
2017	Chicago	12	12	36	25	11	1.5	5.5	0	0	-	0	0	0	1	0	3.0	0
NFL totals		33	29	99	66	33	8.5	62.0	0	0	-	0	1	0	1	0	12.0	0

SEASON / CAREER / PLAYOFF HIGHS

	2017	Career	Playoff
Tackles	6, twice	6, twice	None
Solos	6, at BAL (10/15)	6, twice	None
Tackles For Loss	1, twice	2, vs, SF (12/6/15)	None
Sacks	1, at TB (9/17)	2, vs, SF (12/6/15)	None

**55 HRONISS GRASU****Ht:** 6-3**Wt:** 303**Age:** 26**College:** Oregon**Bears Season:** 3**NFL Season:** 3**Acquired:** 3rd round of the 2015 NFL draft (71st overall)**OFFENSIVE LINE**

PRO CAREER: Starts third campaign with the team, appearing in 12 contests (10 starts) for the Bears (2015-17) ... made NFL Debut in Game 5 at Kansas City ... part of an offense that ranked 3rd in franchise single-season history in completion percentage (63.9) and interception percentage (2.3), 4th in gross passing yards (3,843) and third-down percentage (42.5), 5th in net passing yards (3,660) and 6th in passer rating (89.7) and total net yards (5,514) ... selected by the Bears in the 3rd round (71st overall) of the 2015 NFL Draft.

2017 SEASON: Appeared in four games (two starts), did not play Games 1 & 10, inactive for games 4-8 & 12.

PREVIOUS SEASONS: 2016: Spent 2016 season on Injured Reserve. **2015:** Started 8 contests (Game 5-6 & 10-15) at center ... made NFL debut by starting at center in Game 5 at Kansas City ... inactive for Games 1-4 (coach's decision), 7-9 (due to a neck injury) and 16 (due to a knee injury) ... part of a bears offense that ranked 3rd in franchise single-season history in completion percentage (63.9) and interception percentage (2.3), 4th in gross passing yards (3,843) and third down percentage (42.5), 5th in net passing yards (3,660) and 6th in passer rating (89.7) and total net yards (5,514).

HRONISS GRASU'S NFL STATISTICS**REGULAR SEASON**

GAMES PLAYED-STARTED - 12-10: 2015 CHI (8-8); 2016 CHI (0-0); 2017 CHI (4-2).



32 DEIONDRE' HALL

Ht: 6-2
Age: 23

Bears Season: 2

Acquired: 4th round of the 2016 draft (127th overall)

Wt: 201

College: Northern Iowa

NFL Season: 2

LINEBACKER

PRO CAREER: Enters second NFL season, appearing in 9 games for the Chicago Bears (2016-17).. Recorded 7 tackles, 1 interception and 1 pass breakup... Added 1 STT... Picked off Matthew Stafford for his first career interception vs. DET (10/2/16).

2017 SEASON: Spent first 12 weeks on Injured Reserve... Made season debut against San Francisco (12/3).

PREVIOUS SEASONS: 2016: Played in 8 games (Games 1-4 & 13-16)... Tallied 7 tackles, 1 interception and 1 pass breakup.. Added 1 STT... Picked off Matthew Stafford for his first career interception vs. DET (10/2)... Inactive games 5-12. GAMES PLAYED-STARTED: 8-0.

2017 CHICAGO BEARS

Date	W/L	Opponent	TkIs-S	Sk-YL	INT-Yds	PD	FF	FR	TFL
INJURED RESERVE GAMES 1-11									
12/3	L	SF	0-0	0-0	0-0	0	0	0	0
12/10		at CIN							
12/16		at DET							
12/24		CLE							
12/31		at MIN							
Totals	0-0		0-0	0-0	0-0	0	0	0	0

*Denotes Game Started

DEIONDRE' HALL'S NFL STATISTICS

REGULAR SEASON


Year	Team	GP	GS	Tackles				Interceptions				Fumbles			Misc.			
				Tot	S	A	Sk	Yds	No	Yds	Lg	TD	PD	FF	FR	Yds	TFL	STT
2016	Chicago	8	0	7	6	1	0.0	0.0	1	0	-	0	1	0	0	0.0	0.0	1
2017	Chicago	1	0	0	0	0	0.0	0.0	0	0	-	0	0	0	0	0.0	0.0	0
NFL totals		9	0	7	6	1	0.0	0.0	1	0	-	0	1	0	0	0.0	0.0	1

SEASON / CAREER / PLAYOFF HIGHS

	2017	Career	Playoff
Tackles	None	3, at HOU (9/11/16)	None
Solos	None	3, at HOU (9/11/16)	None
Interceptions	None	1, vs. DET (10/2/16)	None



96

AKIEM
HICKS

Ht: 6-5

Wt: 336

Age: 28

College: Regina

Bears Season: 2

NFL Season: 6

Acquired: Unrestricted free agent in 2016 (NE)

DEFENSIVE LINE

PRO CAREER: Entering his second season with the Bears, starting 61-of-89 contests with 253 tackles, 23.5 sacks, 41 TFLs, 4 pass breakups, 3 forced fumbles and 4 fumble recoveries in five seasons with the Saints (2012-15), Patriots (2015) and Bears (2016) ... his 119 tackles with New Orleans ranked 2nd among the defensive linemen on the Saints from 2012-15 ... led the Saints defensive line in tackles in 2013 (56) and was 2nd in 2014 (41) ... ranked 4th on the Saints in sacks from 2012-15 (6.5) ... was traded to the Patriots after the Saints first three games in 2015 ... 3 sacks with New England in 2015 ranked tied for 3rd along the Patriots defensive front ... 7 sacks with the Bears in 2016 ranked second on the team.

2017 SEASON: Started 12 games, recording 42 tackles, 14 TFLs, 2 fumble recoveries and 7 sacks for a loss of 47 yards.

HONORS AND AWARDS: 2016: Defensive Player of the Week (12/4)

PREVIOUS SEASONS: 2016: Started all 16 games at DE ... set a career-high in tackles (71), sacks (7), pass breakups (3) and forced fumbles (2) ... also recorded 5 TFLs and recovered 1 fumble ... one of three Bears players to record at least seven sacks ... only defensive player to start every game ... recorded 2 multi-sack games (10/31 vs. MIN & 12/4 vs. SF). **2015:** Appeared in 16 games with 3 starts with the Patriots and Saints ... posted 23 tackles, 3 sacks, 5 TFLs and 1 FR ... all 3 starts came with New Orleans where he collected 2 assisted tackles ... in 13 games with New England, notched 21 tackles, 3 sacks, 5 TFLs and 1 FR ... 3 sacks ranked tied for 3rd among the Patriots defensive linemen ... saw action in 2 playoff games, posting 3 tackles and 1 TFL. **2014:** Started 14-of-15 games for the Saints, posting 41 tackles, 2 sacks and 7 TFLs ... 41 tackles ranked 2nd on the Saints defensive linemen ... was placed on IR prior the season finale. **2013:** Started 16-of-16 games for the first time in his career with New Orleans ... posted career-highs in tackles (56), sacks (4.5) and TFLs (8) ... 56 tackles were the most among the Saints defensive front ... started both of the Saints postseason contests, notching 7 tackles and 0.5 sacks. **2012:** Appeared in 14 games with the Saints as a rookie ... collected 20 tackles, 1 pass breakup, 2 TFLs and 1 forced fumble.



2017 CHICAGO BEARS

Date	W/L	Opponent	Tkls-S	Sk-YL	INT-Yds	PD	FF	FR	TFL
9/10*	L	ATL	3-3	2-13	0-0	0	0	0	2
9/17*	L	at TB	3-2	0-0	0-0	0	0	0	0
9/24*	W	PIT	4-2	0-0	0-0	0	0	1	0
9/28*	L	at GB	2-0	0-0	0-0	0	0	0	0
10/9*	L	MIN	4-4	2-15	0-0	0	0	0	3
10/15*	W	at BAL	3-3	1-5	0-0	0	0	0	1
10/22*	W	CAR	5-4	1-6	0-0	0	0	0	2
10/29*	L	at NO	2-2	1-8	0-0	0	0	0	1
11/12*	L	GB	6-6	0-0	0-0	0	0	0	2
11/19*	L	DET	3-2	0-0	0-0	0	0	1	1
11/26*	L	at PHI	3-3	0-0	0-0	0	0	0	2
12/3*	L	SF	4-3	0-0	0-0	0	0	0	0
12/10		at CIN							
12/16		at DET							
12/24		CLE							
12/31		at MIN							
Totals	3-8		42-34	7-47	0-0	0	0	2	14

*Denotes Game Started

AKIEM HICKS' NFL STATISTICS

REGULAR SEASON

Year	Team	GP	GS	Tackles					Interceptions					Fumbles			Misc.	
				Tot	S	A	Sk	Yds	No	Yds	Lg	TD	PD	FF	FR	Yds	TFL	STT
2012	New Orleans	14	0	20	10	10	0.0	0.0	0	0	-	0	1	1	0	0	2	0
2013	New Orleans	16	16	56	29	27	4.5	27.5	0	0	-	0	0	0	0	0	8	0
2014	New Orleans	15	14	41	27	14	2.0	16.0	0	0	-	0	0	0	0	0	7	0
2015	TOTAL	16	3	23	9	14	3.0	12.0	0	0	-	0	0	0	1	0	5	0
2016	Chicago	16	16	71	50	21	7.0	49.0	0	0	-	0	3	2	1	0	5	0
2017	Chicago	12	12	42	34	8	7.0	47.0	0	0	-	0	0	0	2	0	14	0
Totals		89	61	253	159	94	23.5	151.5	0	0	-	0	4	3	4	0	41	0

POSTSEASON

Year	Team	GP	GS	Tackles					Interceptions					Fumbles			Misc.	
				Tot	S	A	Sk	Yds	No	Yds	Lg	TD	PD	FF	FR	Yds	TFL	STT
2013	New Orleans	2	2	7	3	4	0.5	4.0	0	0	-	0	0	0	0	0	0	0
2015	New England	2	0	3	1	2	0.0	0.0	0	0	-	0	0	0	0	0	1	0
Totals		4	2	10	4	6	0.5	4.0	0	0	-	0	0	0	0	0	1	0

SEASON / CAREER / PLAYOFF HIGHS

	2017	Career	Playoff
Tackles	6, vs. GB (11/12).....	13, vs. SF (12/4/16).....	4, at SEA (1/11/14)
Solos	6, vs. GB (11/12).....	8, vs. SF (12/4/16).....	2, at PHI (1/4/14)
Sacks	2, twice.....	2, five times.....	0.5, at PHI (1/4/14)

**99****LAMARR
HOUSTON****Ht:** 6-3**Age:** 30**Bears Season:** 4**Acquired:** Waived free agent in 2017 (HOU)**Wt:** 274**College:** Regina**NFL Season:** 8**LINEBACKER**

PRO CAREER: Appeared in 96 games with 70 starts with the Oakland Raiders (2010-13), Houston Texans (2017) and Chicago Bears (2014-16, 2017), collecting 306 tackles, 27 sacks, 54 TFLs, 5 forced fumbles, 9 fumble recoveries and 1 interception ... Owns 1 blocked FG on special teams ... has led or tied for his team's lead in sacks 3 times during his NFL career (4 tied for team led in 2012; 6 led the team in 2013; 8 led the team in 2015) ... served as captain with the Raiders in 2013 ... his 16 sacks from 2010-13 tied for the Oakland-team lead ... two multi-sack games in his career (both coming in 2015) ... 8 opponent fumble recoveries are tied for 6th most in the NFL since 2010.

2017 SEASON: Played in 5 games with the Houston Texans, recording 7 tackles, 1 sack, 3 TFLs, 1 forced fumble and 1 fumble recovery before being claimed off waivers by the Bears... Appeared in one game for the Bears, recording 3 tackles, 1 sack and 1 TFL.

HONORS & AWARDS: **2013:** AFC Defensive Player of the Week vs. JAX (10/21). **2010:** All-Rookie Team (The Sporting News)

PREVIOUS SEASONS: **2016:** Limited to two games in 2016 due to injury (Games 1 & 2)... Went on Injured Reserve 9/22... Recored 8 tackles. **GAMES PLAYED-STARTED:** 2-0 **2015:** Appeared in all 16 games with 2 starts (Games 15-16), posting 51 tackles, a career-high 8 sacks, 10 TFLs and 1 fumble recovery ... 8 sacks led the Bears and 10 TFLs ranked 2nd ... had 7 sacks in the last 9 contests of the season ... recorded first two multi-sack games of NFL career: 2 in Game 8 at SD and 2 in Game 16 vs. DET. **2014:** Started all 8 games played in first season with the Bears, collecting 11 tackles, 1 sack, 3 tackles for losses, 1 opponent fumble recovery and 1 pass breakup ... blocked a 37-yard field goal attempt on special team versus Miami (October 19) ... missed final 8 games after being placed on I.R. due to a knee injury. **2013:** Moved to the right side of the Raiders defensive line prior to the season and started all 16 games for the second consecutive year ... served as defensive captain ... led team with a career-high 6 sacks for 52 yards in losses ... led Raiders defensive linemen with 69 tackles (56 solo), forced a career-high 2 fumbles, tallied 10 TFLs and recovered 1 fumble. **2012:** Registered 67 tackles (49 solo), 2 PBUs, 1 FF, 1 FR and a team-leading 4.5 sacks for Oakland ... led the team in both QB hits (31) and TFLs (13) and finished second with 17 pressures. **2011:** Played in all 16 games with 13 starts for Oakland ... totaled 51 tackles (36 solo), 6 TFLs, 1 sack, 3 PBUs and 1 INT ... also tied for fifth in the AFC with 2 opponent FRs. **2010:** Saw action in all 16 games and made 15 starts in first NFL season with Oakland ... named to The Sporting News' All-Rookie Team ... tied for 5th on the team with 5 sacks ... added 39 tackles (30 solo), 8 TFLs, 1 FF and 2 FRs.



LAMARR HOUSTON'S NFL STATISTICS


REGULAR SEASON

Year	Team	GP	GS	Tackles					Interceptions					Fumbles			
				Tot	S	A	Sk	Yds	No	Yds	Lg	TD	PD	FF	FR	Yds	TFL
2010	Oakland	16	15	39	30	9	5.0	27.0	0	0	0	0	0	1	2	0	8.0
2011	Oakland	16	13	51	36	15	1.0	2.0	1	15	15	0	3	0	2	0	6.0
2012	Oakland	16	16	67	49	18	4.0	34.0	0	0	0	0	2	1	1	0	13.0
2013	Oakland	16	16	69	56	13	6.0	52.0	0	0	0	0	0	2	1	0	10.0
2014	Chicago	8	8	11	8	3	1.0	11.0	0	0	0	0	1	0	1	0	3.0
2015	Chicago	16	2	51	34	17	8.0	63.0	0	0	-	0	0	0	1	0	10.0
2016	Chicago	2	0	8	2	6	0.0	0.0	0	0	-	0	0	0	0	0	0.0
2017	HOU/CHI	6	0	10	9	1	2.0	20.0	0	0	-	0	0	1	1	0	4.0
Bears totals		27	10	73	47	26	10.0	85.0	0	0	-	0	1	0	2	0	14.0
NFL totals		96	70	306	224	82	27.0	209.0	1	15	15	0	6	4	8	0	54.0

ADDITIONAL STATS: Blocked Kicks - 1 (37-yard field goal vs. MIA, 10/19/14).

SEASON / CAREER / PLAYOFF HIGHS

	2017	Career	Playoff
Tackles	3, three times	12, at SD (12/30/12)	None
Solos	3, twice	9, at SD (12/30/12)	None
Sacks	1, twice	2, twice	None



36 DEANDRE HOUSTON-CARSON

Ht: 6-1 **Wt:** 205
Age: 24 **College:** William & Mary
Bears Season: 2 **NFL Season:** 2
Acquired: 6th round of the 2016 draft (185th overall)

DEFENSIVE BACK

PRO CAREER: Begins second NFL season, appearing in 16 games for the Chicago Bears (2016) ... made 11 STTs.

2017 SEASON: Appeared in 8 games after being promoted from the practice squad on September 19... Owns 9 STTs...Inactive for Games 11-12.

PREVIOUS SEASONS: 2016: Appeared in 8 games (Games 1-5, 8, 12 & 16) on special teams as a rookie. Tallied 2 STTs.

2017 CHICAGO BEARS

Date	W/L	Opponent	Tkls-S	Sk-YL	INT-Yds	PD	FF	FR	TFL
9/10	L	ATL							
9/17	L	at TB							
9/24	W	PIT	0-0	0-0	0-0	0	0	0	0
9/28	L	at GB	0-0	0-0	0-0	0	0	0	0
10/9	L	MIN	0-0	0-0	0-0	0	0	0	0
10/15	W	at BAL	0-0	0-0	0-0	0	0	0	0
10/22	W	CAR	0-0	0-0	0-0	0	0	0	0
10/29	L	at NO	0-0	0-0	0-0	0	0	0	0
11/12	L	GB	0-0	0-0	0-0	0	0	0	0
11/19	L	DET	0-0	0-0	0-0	0	0	0	0
11/26	L	at PHI							
12/3	L	SF							
12/10		at CIN							
12/16		at DET							
12/24		CLE							
12/31		at MIN							
Totals	0-0		0-0	0-0	0-0	0	0	0	0

*Denotes Game Started

DEANDRE HOUSTON CARSON'S NFL STATISTICS

REGULAR SEASON

Year	Team	GP	GS	Tackles					Interceptions					Fumbles			Misc.		
				Tot	S	A	Sk	Yds	No	Yds	Lg	TD	PD	FF	FR	Yds	TFL	STT	
2016	Chicago	8	0	0	0	0	0.0	0	0	0	-	0	0	0	0	0	0	0.0	2
2017	Chicago	8	0	0	0	0	0.0	0.0	0	0	-	0	0	0	0	0	0	0.0	9
Totals		16	0	0	0	0	0.0	0.0	0	0	-	0	0	0	0	0	0	0.0	11

SEASON / CAREER / PLAYOFF HIGHS

	2017	Career	Playoff
Tackles	None	None	None
Solos	None	None	None
Sacks	None	None	None



24 JORDAN HOWARD

Ht: 6-0

Wt: 222

Age: 23

College: Indiana

Bears Season: 2

NFL Season: 2

Acquired: 5th round of the 2016 draft (150th overall)

RUNNING BACK

PRO CAREER: Enters second NFL campaign ... Started 25-of-27 games for the Bears, carrying the ball 464 times for 2,198 yards (4.7 avg) and 11 touchdowns ... Adds 46 receptions for 384 yards (8.3 avg)... Set a Bears rookie rushing record with his 1,313 yards and became the second-youngest Bears RB to eclipse 1,000 yards in a season ... his 1,313 yards ranked second in the NFL behind Dallas' Ezekiel Elliott, marking the first time since the 1970 merger that two rookies finished 1-2 in the NFL in rushing ... later became the first Bears rookie running back to be voted to the Pro Bowl since Hall of Famer Gale Sayers in 1965... Became fastest player in Bears history to record 10 games of 100+ yards rushing (23 games)... Also became the fastest Bears player to 2,000 yards (24 games), doing so faster than Walter Payton (26 games) and Gale Sayers (28 games).

2017 SEASON: Started 12 games, rushing for 885 yards on 212 carries (4.2 avg) and 5 touchdowns... Adds 17 receptions for 86 yards (5.1 avg)... Set a career-high in receptions (5) vs. PIT (9/24)... Led the Bears in scoring (12), rushing yards (138), receptions (5) and receiving yards (26) against the Steelers on 9/24. The last Bear to accomplish this feat was Matt Forte when he tallied 47 yards on the ground, 6 catches for 57 yards and 1 score at Minnesota (12/20/15)... Set a career-high in rushing yards (167) and carries (36) at BAL (10/15)... Rushed for 100 yards or more in 4 games this season...

HONORS & AWARDS: 2016: NFC Offensive Player of the Week, FedEx Ground Player of the Week, Offensive Rookie of the Month (December/January), All-Rookie Team (PFWA, Gil Brandt, USA Today, Fox Sports) ... Brian Piccolo Award.

2016 SEASON: Appeared in 15 games (Games 2-16) with 13 starts (Games 4-16) carrying the ball 252 times for 1,313 yards (5.2 avg) and 6 touchdowns ... caught 29 passes for 298 yards (10.3 avg) ... 5.2 rushing average led the NFC ranked 4th in the league overall ... 1,313 yards ranked second in the NFL ... became the first Bears rookie to rush for 100+ yards in each of his first two starts ... second-youngest Bear to rush for 1,000 yards in a season (Salaam, 1995) ... first Bears rookie to rush for over 100 yards in 7 games ... scored 3 touchdowns vs. SF (12/4) which ranks tied for second most by a Bears rookie ... rushed for a career-high 153 yards vs. MIN (10/31), which earned him NFC Offensive Player of the Week and FedEx Ground Player of the Week ... earned Offensive Rookie of the Month for of December/January.



2017 CHICAGO BEARS

Date	W/L	Opp.	Rush	Yards	Avg.	Lg	TD	Rec.	Yards	Avg.	Lg	TD
9/10*	L	ATL	13	52	4.0	11	1	3	14	4.7	9	0
9/17*	L	at TB	9	7	0.8	4	0	0	0	0.0	-	0
9/24*	W	PIT	23	140	6.1	19t	2	5	26	5.2	10	0
9/28*	L	at GB	18	53	2.9	16	1	2	10	5.0	7	0
10/9*	L	MIN	19	76	4.0	13	0	0	0	0.0	-	0
10/15*	W	at BAL	36	167	4.6	53	0	1	9	9.0	9	0
10/22*	W	CAR	21	65	3.1	11	0	0	0	0.0	-	0
10/29*	L	at NO	23	102	4.4	50	0	3	19	6.3	12	0
11/12*	L	GB	15	54	3.6	25	0	0	0	0.0	-	0
11/19*	L	DET	15	125	8.3	50	1	0	0	0.0	-	0
11/26*	L	at PHI	7	6	0.9	4	0	2	13	6.5	9	0
12/3*	L	SF	13	38	2.9	14	0	1	-5	-5.0	-5	0
12/10		at CIN										
12/16		at DET										
12/24		CLE										
12/31		at MIN										
Totals	3-9		212	885	4.2	53	5	17	86	5.1	12	0

*Denotes Game Started

JORDAN HOWARD'S NFL STATISTICS

REGULAR SEASON

Year	Team	GP-GS	Rush	Yds	Avg	Lg	TD	Rec	Yds	Avg	Lg	TD	STT
2016	Chicago	15-13	252	1,313	5.2	69	6	29	298	10.3	34	1	0
2017	Chicago	12-12	212	885	4.2	53	5	16	91	5.6	12	0	0
Totals		27-25	464	2,198	4.7	69	11	46	384	8.3	34	1	0

SEASON / CAREER / PLAYOFF HIGHS

	2017	Career	Playoff
Rushes	36, at BAL (10/15)	Same	None
Rushing Yards	167, at BAL (10/15)	Same	None
Longest Run	53, at BAL (10/15)	69, vs. MIN (10/31/16)	None
Rushing TDs	2, vs. PIT (9/24)	3, vs. SF (12/4/16)	None
Receptions	5, vs. PIT (9/24)	Same	None
Receiving Yards	26, vs. PIT (9/24)	49, vs. MIN (10/31/16)	None
Longest Reception	12, at. NO (10/29)	34, vs. MIN (10/31/16)	None
Receiving TDs	None	1, at IND (10/2/16)	None



17

DONTRELLE INMAN

Ht: 6-3

Wt: 205

Age: 28

College: Virginia

Bears Season: 1

NFL Season: 4

Acquired: Undrafted free agent in 2014 (SD)

WIDE RECEIVER

PRO CAREER: In his fourth NFL season, has appeared in 45 games (26 starts) hauling in 122 receptions for 1,679 yards (13.8 avg) and 8 touchdowns with the Chargers (2014-17) and Chicago Bears (2017)... Made his NFL debut September 14, 2014 vs. Seattle... Tallied 2 career 100+ yard receiving games in his NFL career... Set career-high in yards (810) and receptions (58) in 2016.

2017 SEASON: Played in four games, catching 2 passes for 9 yards (4.5 avg) with the L.A. Chargers before being traded to the Bears on October 25... Inactive for Game 8... Started in his Bears debut vs. GB (11/12)... Totaled 15 receptions for 216 yards (14.4 avg) and 1 touchdown for the Bears.

PREVIOUS SEASONS: 2016: Oct. 2 vs. New Orleans and logged first NFL 100-yard game with 120 yards and touchdown on seven catches...57-yard touchdown catch vs. Saints was longest scoring catch of career and tied game, 14-14 in second quarter...also caught 17-yarder on 3rd-and-9 on play right before TD catch...later in game, went over 100 yards on 22-yard catch on 3rd-and-4 that helped sustain TD drive for 31-21 lead...Oct. 30 at Denver, 15-yard catch on 3rd-and-12 followed by 37-yarder on 98-yard TD drive to bring Bolts within 17-13...drew three key penalties during scoring drives Nov. 13 vs. Miami...late in first quarter on field goal drive, drew pass interference and additional facemask penalty on 3rd-and-13...during third-quarter TD drive, drew pass interference in end zone for first down at one on drive that ended with Philip Rivers' 300th-career TD pass for 17-14 lead...late in fourth quarter, drew hold on 3rd-and-8 during TD drive for 24-21 edge...52-yard TD catch among 119-yard day, second-highest of season and career, in 21-13 win at Houston Nov. 27...TD tied game 7-7 in second quarter...later in game on TD drive for 21-10 lead, caught 11-yarder on 3rd-and-10 to help Bolts overcome 1st-and-20 and then followed that catch with 25 yarder to Texans' 25, while also drawing personal foul penalty...35-yard TD catch on game's opening drive Dec. 4 vs. Tampa Bay...19-yard touchdown catch Dec. 11 at Carolina to mark third straight game with TD. **2015:** Took over at wide receiver for an injured Malcom Floyd Oct. 4 vs. Cleveland and racked up season-high 88 yards on three catches...included season-long 68-yard catch-and-run to Browns' one on 3rd-and-5 play that set up touchdown for 27-19 lead in eventual 30-27 victory...first NFL touchdown catch, floating one-yarder on 4th-and-goal on final play of first half Oct. 18 at Green Bay's Lambeau Field...two-yard touchdown catch on 3rd-and-goal for Bolts' first points of game in 31-25 win at Jacksonville Nov. 29...during second-quarter touchdown drive that gave Bolts 14-9 lead, had 17-yard catch on 3rd-and-4 followed by 23-yard catch that put Philip Rivers over 40,000 yards for his career...suffered neck injury at end of 15-yard catch on 3rd-and-14 play early Dec. 6 vs. Denver and did not return...inactive Dec. 13 at Kansas City...three catches for 78 yards (26.0 avg.), all on scoring drives, Dec. 20 vs. Miami...seven-yard touchdown reception among season-high eight catches for 82 yards Dec. 24 at Oakland...in overtime, pressed into duty as free safety after injuries left Chargers without enough defensive backs. **2014:** NFL debut Sept. 14 vs. Seattle...helped Chargers to 38-35 overtime win vs. San Francisco in Dec. 20 nationally-televised night game at Levi's Stadium...inserted into lineup in third quarter and responded with seven catches and 79 yards on nine targets...17-yard 4th-and-10 catch with 54 seconds left during late fourth-quarter game-tying touchdown drive...paced team with five catches, good for 79 yards, Dec. 28 at Kansas City.



2017 SEASON

Date	W/L	Opp.	Rec	Yds	Avg	Long	TD
9/11^	L	at DEN			INACTIVE		
9/17^	L	MIA	0	0	0.0	-	0
9/24^	L	KC	1	2	2.0	2	0
9/28^	L	PHI	1	7	7.0	7	0
10/9^	W	at NYG	0	0	0.0	-	0
10/15^	W	at OAK			INACTIVE		
10/22^	W	DEN			INACTIVE		
10/29	L	at NO			INACTIVE		
11/12*	L	GB	6	88	14.7	26	0
11/19*	L	DET	3	43	14.3	17	0
11/26*	L	at PHI	4	64	16.0	19	0
12/3	L	SF	2	21	10.5	13	1
12/10		at CIN					
12/16		at DET					
12/24		CLE					
12/31		at MIN					
Totals 0-3			17	225	13.2	26	1

^ with L.A. Chargers
 * Denotes Game Started

DONTRELLE INMAN'S NFL STATISTICS

REGULAR SEASON

Year	Team	GP-GS	Rec	Yds	Avg	Lg	TD	Rush	Yds	Avg	Lg	TD
2014	San Diego	7-0	12	158	13.2	28	0	0	0	0.0	-	0
2015	San Diego	14-7	35	486	13.9	68	3	0	0	0.0	-	0
2016	San Diego	16-16	58	810	14.0	57t	4	0	0	0.0	-	0
2017	L.A./Chicago	8-3	17	225	13.6	26	1	0	0	0.0	-	0
NFL totals		45-26	122	1,679	13.8	68	8	0	0	0.0	-	0

SEASON / CAREER / PLAYOFF HIGHS

	2017	Career	Playoff
Receptions.....	6, vs. GB (11/12).....	8, at OAK (12/24/15).....	None
Receiving Yards.....	88, vs. GB (11/12).....	120, vs. NO (10/2/16).....	None
Longest Reception.....	26, vs. GB (11/12).....	68, vs. CLE (10/4/15).....	None
Receiving TDs.....	1, vs. SF (12/3).....	1, eight times.....	None

^ with L.A. Chargers



47 ISAAH IRVING

Ht: 6-3

Wt: 254

Age: 23

College: San Jose State

Acquired: Undrafted free agent in 2017.

LINEBACKER

COLLEGE CAREER: Appeared in 47 games (37 starts) at San Jose State, recording 140 tackles, 23 TFLs, 11 sacks and 1 forced fumble... Played defensive end and outside linebacker... **SENIOR:** Appeared in 12 games (11 starts), recording 45 tackles, 11 TFLs, 7 sacks and 1 forced fumble... Named Honorable Mention All-Mountain West... Played in 12 and started 11 games... Had his most productive season at the major college level... Led the team in sacks and ranked 2nd in TFLs... Invited to play in the 2017 NFLPA Collegiate Bowl All-Star game and scored a defensive touchdown on a 15-yard fumble recovery return. **JUNIOR:** Started all 13 games at a defensive end recording... Led all defensive linemen in total tackles with 38 and shared the unit's lead in TFLs at 5.0. **SOPHOMORE:** Appeared in 11 games (4 starts)... Recorded 17 tackles, 2 TFLs and 1 sack. **FRESHMAN:** Played in 11 games (9 starts)... Recorded 40 tackles, 5 TFLs and 2 sacks... Finished 8th on the team in total tackles and 3rd in TFLs. **PERSONAL:** Played football at Cypress Creek High in Houston, Texas... Qualified for the Texas Region III high school wrestling tournament as a junior and advanced to the state championship tournament as a senior.

2017 SEASON: Appeared in 7 games as a reserve after being promoted from the practice squad on October 9... Recorded 2 tackles, 1 fumble recovery and 3 STTs... Placed on Injured Reserve on 12/2.

2017 CHICAGO BEARS

Date	W/L	Opponent	TKls-S	Sk-YL	INT-Yds	PD	FF	FR	TFL
9/10	L								
9/17	L								
9/24	W								
9/28	L								
10/9	L	MIN	0-0	0-0	0-0	0	0	0	0
10/15	W	at BAL	0-0	0-0	0-0	0	0	0	0
10/22	W	CAR	0-0	0-0	0-0	0	0	0	0
10/29	L	at NO	0-0	0-0	0-0	0	0	0	0
11/12	L	GB	0-0	0-0	0-0	0	0	0	0
11/19	L	DET	0-0	0-0	0-0	0	0	0	0
11/26	L	at PHI	2-2	0-0	0-0	0	0	1	0
12/3	L	SF							
12/10		at CIN							
12/16		at DET							
12/24		CLE							
12/31		at MIN							
Totals	0-0		2-2	0-0	0-0	0	0	1	0

*Denotes Game Started

ISAAH IRVING'S NFL STATISTICS

REGULAR SEASON

Year	Team	GP	GS	Tot	Tackles					Interceptions				Fumbles			Misc.		
					S	A	Sk	Yds	No	Yds	Lg	TD	PD	FF	FR	Yds	TFL	STT	
2017	Chicago	7	0	2	2	0	0	0	0	0	-	0	0	0	0	1	0	0	3

SEASON / CAREER / PLAYOFF HIGHS

	2017	Career	Playoff
Tackles	2, at PHI (11/26)	Same	None
Solos	2, at PHI (11/26)	Same	None
Tackles For Loss	None	None	None
Sacks	None	None	None
Interceptions	None	None	None



39 EDDIE JACKSON

Ht: 6-0**Wt:** 194**Age:** 24**College:** Alabama**Acquired:** 4th round of the 2017 NFL draft (112th overall)

DEFENSIVE BACK

COLLEGE CAREER: Started 38-of-41 career contests at Alabama, posting 130 tackles, 8.5 TFLs, 14 pass breakups, and 9 interceptions (3 returned for touchdowns) ... Earned second team All-SEC as a senior and first team All-SEC and second-team All-America as a junior... Owns school record for most career interception yards... Led SEC in INTs (6) as a junior.

2017 SEASON: Started 12 games, recording 43 tackles, 5 pass defenses, 1 fumble recovery (returned for TD), 1 interception (returned for TD) and 1 TFL... Adds 1 STT. Jackson's 75-yard INT and 76-yard fumble recovery for touchdowns vs, CAR (10/22) made him the first player in NFL history to return both a fumble recovery and interceptions 75+ yard touchdowns in the same game... Also made him the first rookie in NFL history with multiple 75+ yard defensive touchdowns in the same game... 75-yard fumble recovery is 3rd-longest in Bears history... Week 7 performance earned him NFC Defensive Player of the Week Honors.

HONORS & AWARDS: 2017: NFC Defensive Player of the Week (Week 7 vs. CAR).

SENIOR: Selected as one of the Crimson Tide's permanent team captains for the 2016 season ... Earned second team All-SEC honors from the conference coaches, despite playing in only eight games ... Midseason All-American by CBS, ESPN and USA Today ... Suffered a season-ending leg injury against Texas A&M ... owns the Alabama record for career interception return yards with 303 on 9 interceptions ... Registered 24 total tackles and two pass breakups to go with his interception ... Earned UA coaches' defensive player of the week honors for the Western Kentucky matchup and special teams player of the week recognition for his performances at Ole Miss and Tennessee. **JUNIOR:** Made the transition to safety in the spring of 2015 and excelled in his new role ... selected to the All-SEC First Team by the conference coaches and Associated Press ... earned second team All-America honors from Walter Camp and the FWAA ... named a third team All-American by the Associated Press ... led the team in interceptions with six -- two picks returned for touchdowns, a forced fumble and fumble recovery to go with his 46 tackles from the starting safety spot ... accumulated 230 return yards on his interceptions, shattering the previous all-time record of 163 by Hootie Ingram in 1952 across Ingram's 10 interceptions ... finished tied for seventh nationally and as the SEC leader for interceptions ... earned FWAA National Defensive Player of the Week honors for his performance at Texas A&M ... one of 16 semifinalists for the Jim Thorpe Award, presented annually to the nation's top defensive back. **SOPHOMORE:** Penciled in to be a starter at cornerback before tearing his ACL in spring practice ... returned to game action on Sept. 6 against FAU and started 10 of 11 games at cornerback, including nine straight ... registered 41 total tackles, including two for loss (-12 yards), one sack (-11 yards), an interception (18 yards), six pass breakups, one recovered fumble (16 yards) and two forced fumbles ... earned Alabama Defensive Player of the Week honors after the FAU and Mississippi State games. **FRESHMAN:** Started four games at cornerback as a true freshman for Alabama and played in seven contests ... finished with 19 tackles, including 16 solo stops and one tackle for loss (3 yards) ... added an interception, a quarterback hurry and three pass breakups ... returned a fumble 35 yards against Chattanooga ... named a Special Teams Player of the Week by the Alabama coaching staff after the Arkansas game.

EDDIE JACKSON'S COLLEGE STATISTICS

Year	Team	GP	GS	Tackles				Interceptions				Fumbles		Misc.		
				Tot	S	A	Sk	Yds	No	Yds	Lg	TD	PD		FF	FR
2013	Alabama	7	4	19	16	3	0.0	0.0	1	0	0	0	3	0	2	1.0
2014	Alabama	11	11	41	32	9	1.0	11.0	1	18	18	0	7	2	1	2.0
2015	Alabama	15	15	46	34	12	0.0	0.0	6	230	2	2	2	1	1	3.0
2016	Alabama	8	8	24	15	9	0.0	0.0	1	55	55	1	2	0	0	2.5
Totals		41	38	130	97	33	1.0	11.0	9	303	55	3	14	3	4	8.5

ADDITIONAL STATS: Punt Returns - 11 returns for 253 yards (23.0 avg), 2 touchdowns



2017 CHICAGO BEARS

Date	W/L	Opponent	Tkls-S	Sk-YL	INT-Yds	PD	FF	FR	TFL
9/10*	L	ATL	3-3	0-0	0-0	0	0	0	0
9/17*	L	at TB	8-7	0-0	0-0	0	0	0	1
9/24*	W	PIT	1-1	0-0	0-0	0	0	0	0
9/28*	L	at GB	1-1	0-0	0-0	1	0	0	0
10/9*	L	MIN	4-2	0-0	0-0	1	0	0	0
10/15*	W	at BAL	6-5	0-0	0-0	1	0	0	0
10/22*	W	CAR	4-4	0-0	1-76	1	0	1	0
10/29*	L	at NO	1-1	0-0	0-0	0	0	0	0
11/12*	L	GB	4-4	0-0	0-0	0	0	0	0
11/19*	L	DET	3-1	0-0	0-0	0	0	0	0
11/26*	L	at PHI	3-2	0-0	0-0	1	0	0	0
12/3*	L	SF	5-4	0-0	0-0	0	0	0	0
12/10		at CIN							
12/16		at DET							
12/24		CLE							
12/31		at MIN							
Totals	3-8		43-35	0-0	1-76	5	0	1	1

*Denotes Game Started

EDDIE JACKSON'S NFL STATISTICS

REGULAR SEASON

Year	Team	GP	GS	Tot	Tackles				Interceptions				Fumbles			Misc.		
					S	A	Sk	Yds	No	Yds	Lg	TD	PD	FF	FR	Yds	TFL	STT
2017	Chicago	11	11	43	35	8	0	0	1	76	76	1	5	0	1	0	1	1

ADDITIONAL STATS: 2017: Defensive touchdowns- 2; **2017:** 1 fumble recovery, 1 interception.

SEASON / CAREER / PLAYOFF HIGHS

	2017	Career	Playoff
Tackles	8, at TB (9/17)	Same	None
Solos	7, at TB (9/17)	Same	None
Tackles For Loss	1, at TB (9/17)	Same	None
Sacks	None	None	None
Interceptions	1, vs. CAR (10/22)	Same	None



73 JOHN JENKINS

Ht: 6-3 **Wt:** 343
Age: 29 **College:** Georgia
Bears Season: 1 **NFL Season:** 5
Acquired: Unrestricted free agent in 2017 (SEA)

LINEBACKER

PRO CAREER: Appeared in 55 games with 22 starts over 4 seasons with the New Orleans Saints (2013-16) and Seattle Seahawks (2016), recording 116 tackles, 6 TFLs, 1.5 sacks, 2 pass breakups, 5 forced fumbles and 6 fumble recoveries.

2017 SEASON: Appeared in 4 games, recording 3 tackles... Inactive for games 1-7 & 10.

PREVIOUS SEASONS: 2016: Appeared in 9 games with 1 start for the New Orleans Saints and Seattle Seahawks, recording 13 tackles... Made lone start vs. ATL (9/26/16). **GAMES PLAYED-STARTED: 9-1 2015:** Appeared in 14 games with 12 starts for the Saints, recording 66 tackles, 0.5 sacks, 1 pass breakup, 1 forced fumble and 1 fumble recovery... Set a career high for tackles in a game with 11 vs. TEN (11/8). **2014:** Appeared in 12 games with 4 starts for the Saints, recording 41 tackles and 1 sack... Recorded first career sack at CHI (12/15). **2013:** Appeared in all 16 games as a rookie with 5 starts, recording 29 tackles.

2017 CHICAGO BEARS

Date	W/L	Opponent	Tkls-S	Sk-VL	INT-Yds	PD	FF	FR	TFL
9/10	L	ATL			INACTIVE				
9/17	L	at TB			INACTIVE				
9/24	W	PIT			INACTIVE				
9/28	L	at GB			INACTIVE				
10/9	L	MIN			INACTIVE				
10/15	W	at BAL			INACTIVE				
10/22	W	CAR			INACTIVE				
10/29	L	at NO	0-0	0-0	0-0	0	0	0	0
11/12	L	GB	0-0	0-0	0-0	0	0	0	0
11/19	L	DET			INACTIVE				
11/26	L	at PHI	1-1	0-0	0-0	0	0	0	0
12/3	L	SF	2-1	0-0	0-0	0	0	0	0
12/10		at CIN							
12/16		at DET							
12/24		CLE							
12/31		at MIN							
Totals	0-0		3-2	0-0	0-0	0	0	0	0

*Denotes Game Started


JOHN JENKINS' NFL STATISTICS

REGULAR SEASON

Year	Team	GP	GS	Tackles					Interceptions				Fumbles			Misc.		
				Tot	S	A	Sk	Yds	No	Yds	Lg	TD	PD	FF	FR	Yds	TFL	STT
2013	New Orleans	16	5	21	13	8	0.0	0.0	0	0	-	0	0	2	2	0	2	0
2014	New Orleans	12	4	30	20	10	1.0	6.0	0	0	-	0	1	1	3	0	3	0
2015	New Orleans	14	12	49	23	26	0.5	2.5	0	0	-	0	1	2	1	1	1	0
2016	N.O./Chicago	9	1	13	6	7	0.0	0.0	0	0	-	0	0	0	0	0	0	0
2017	Chicago	4	0	3	2	1	0.0	0.0	0	0	-	0	0	0	0	0	0	0
NFL Totals		55	22	116	64	52	1.5	8.5	0	0	0	0	2	5	6	1	6.0	0

SEASON / CAREER / PLAYOFF HIGHS

	2017	Career	Playoff
Tackles	2, vs. SF (12/3)	11, vs. TEN (11/8/15)	4, at PHI (1/4/14)
Solos	1, twice	8, vs. TEN (11/8/15)	4, at PHI (1/4/14)
Sacks	None	1, at CHI (12/15/14)	None



52 CHRISTIAN JONES

Ht: 6-3

Wt: 251

Age: 26

College: Florida State

Bears Season: 4

NFL Season: 4

Acquired: Undrafted free agent in 2014

LINEBACKER

PRO CAREER: Over four seasons Jones has appeared in 59 contests with 29 starts with the Bears (2014-17) ... owns 285 tackles, 4 sacks, 8 TFLs, 3 fumble recoveries, 1 forced fumble and 6 pass breakups ... also has 27 STTs ... finished third on the Bears in both defensive tackles (98) and special teams tackles (11) in 2014 and placed second in defensive tackles (98) in 2015 ... 196 tackles leads the Bears over the previous two seasons (2014-15).

2017 SEASON: Appeared in 12 games (nine starts), recording 81 tackles, 2 pass defenses, 2 sacks, 4 TFLs, 1 forced fumble, 1 fumble recovery and 1 STT.

PREVIOUS SEASONS: 2016: Appeared in all 16 games with 2 starts (Games 5&6), recording 8 tackles and 1 pass breakup ... added 11 STTs which ranked 2nd on the team. **2015:** Appeared in 15 contests (Games 1-13 & 15-16), starting at ILB in 13 contests (Games 1-2, 4-10, 12-13 & 15-16), gathering 98 tackles (2nd on the team), 2 TFLs, 1 fumble recovery, 4 pass breakups and 4 STTs ... inactive Game 14. **2014:** Saw action in all 16 contests in his rookie season for Chicago, making 5 starts (Games 6, 8 & 14-16) and finishing third on the team with 98 tackles, including 2 sacks and 2 additional TFLs.

2017 CHICAGO BEARS

Date	W/L	Opponent	Tkls-S	Sk-YL	INT-Yds	PD	FF	FR	TFL
9/10	L	ATL	0-0	0-0	0-0	0	0	0	0
9/17	L	at TB	6-2	0-0	0-0	0	0	0	0
9/24	W	PIT	1-0	0-0	0-0	0	0	0	0
9/28*	L	at GB	5-3	0-0	0-0	0	0	0	0
10/9*	L	MIN	9-5	0-0	0-0	1	0	0	0
10/15*	W	at BAL	8-4	0-0	0-0	0	1	0	0
10/22*	W	CAR	11-9	0-0	0-0	0	0	0	1
10/29*	L	at NO	7-5	0-0	0-0	0	0	1	0
11/12*	L	GB	8-8	0-0	0-0	0	0	0	0
11/19*	L	DET	8-6	1-7	0-0	0	0	0	1
11/26*	L	at PHI	5-3	0-0	0-0	1	0	0	0
12/3*	L	SF	13-10	1-4	0-0	0	0	0	2
12/10		at CIN							
12/16		at DET							
12/24		CLE							
12/31		at MIN							
Totals	2-7		81-55	2-11	0-0	2	1	1	4

*Denotes Game Started

CHRISTIAN JONES' NFL STATISTICS

REGULAR SEASON

Year	Team	GP	GS	Tot	Tackles				Interceptions				Fumbles			Misc.		
					S	A	Sk	Yds	No	Yds	Lg	TD	PD	FF	FR	Yds	TFL	STT
2014	Chicago	16	5	98	54	44	2.0	4.0	0	0	-	0	0	0	1	2	2.0	11
2015	Chicago	15	13	98	70	28	0.0	0.0	0	0	-	0	4	0	1	0	2.0	4
2016	Chicago	16	2	8	5	3	0.0	0.0	0	0	-	0	1	0	0	0.0	11	
2017	Chicago	12	9	81	55	26	2.0	11.0	0	0	-	0	2	1	1	0	4.0	1
NFL Totals		59	29	285	184	101	4.0	15.0	0	0	0	0	7	1	3	2	8.0	27

SEASON / CAREER / PLAYOFF HIGHS

	2017	Career	Playoff
Tackles	13, vs. SF (12/3)	18, vs. DET (12/21/14)	None
Solos	10, vs. SF (12/3)	13, vs. DET (12/21/14)	None
Tackles For Loss	2, vs. SF (12/3)	Same	None
Sacks	1, vs. SF (12/3)	1, four times	None



57 HOWARD JONES

Ht: 6-4**Wt:** 238**Age:** 27**College:** Sheperd**Bears Season:** 1**NFL Season:** 3**Acquired:** Signed free agent in 2017

LINEBACKER

PRO CAREER: Over three seasons Jones has appeared in 21 contests with 5 starts with the Tampa Bay Buccaneers (2015-16) ... owns 15 tackles, 5 sacks, 4 TFLs, 2 fumble recoveries and 1 forced fumble ... Also has 2 STTs.

2017 SEASON: Appeared in 1 game as a reserve after being called up from the practice squad on 11/23.

PREVIOUS SEASONS: 2016: Appeared in 8 with the Tampa Bay Buccaneers recording 1 tackle and 1 fumble recovery. **2015:** Appeared in 12 contests (5 starts), recording 14 tackles, 5 sacks, 4 TFLs, 1 forced fumble and 1 fumble recovery.

2017 CHICAGO BEARS

Date	W/L	Opponent	Tkls-S	Sk-YL	INT-Yds	PD	FF	FR	TFL
9/10	L	ATL			NOT WITH TEAM				
9/17	L	at TB			NOT WITH TEAM				
9/24	W	PIT			NOT WITH TEAM				
9/28	L	at GB			NOT WITH TEAM				
10/9	L	MIN			PRACTICE SQUAD				
10/15	W	at BAL			PRACTICE SQUAD				
10/22	W	CAR			PRACTICE SQUAD				
10/29	L	at NO			PRACTICE SQUAD				
11/12	L	GB			PRACTICE SQUAD				
11/19	L	DET			PRACTICE SQUAD				
11/26	L	at PHI	0-0	0-0	0-0	0	0	0	0
12/3	L	SF			PRACTICE SQUAD				
12/10		at CIN							
12/16		at DET							
12/24		CLE							
12/31		at MIN							
Totals	0-0		0-0	0-0	0-0	0	0	0	0

*Denotes Game Started

HOWARD JONES' NFL STATISTICS

REGULAR SEASON

Year	Team	GP	GS	Tackles				Interceptions				Fumbles			Misc.			
				Tot	S	A	Sk	Yds	No	Yds	Lg	TD	PD	FF	FR	Yds	TFL	STT
2015	Tampa Bay	12	5	14	9	5	5.0	25.5	0	0	-	0	0	1	1	0	4.0	0
2016	Tampa Bay	8	0	1	1	0	0.0	0.0	0	0	-	0	0	0	0	0	0.0	2
2017	Chicago	1	0	0	0	0	0.0	0.0	0	0	-	0	0	0	0	0	0.0	0
NFL Totals		21	5	15	10	5	5.0	25.5	0	0	0	0	0	1	1	0	4.0	2

SEASON / CAREER / PLAYOFF HIGHS

	2017	Career	Playoff
Tackles	None	6, at IND (11/29/15)	None
Solos	None	3, at IND (11/29/15)	None
Tackles For Loss	None	2, vs. JAX (10/11/15)	None
Sacks	None	2, vs. JAX (10/11/15)	None



44 NICK KWIATKOSKI

Ht: 6-2**Wt:** 242**Age:** 24**College:** West Virginia**Bears Season:** 2**NFL Season:** 2**Acquired:** 4th round of 2016 draft (113th overall)

LINEBACKER

PRO CAREER: Enters second NFL season, appearing in 21 games (10 starts) with the Bears, recording 73 tackles, 7 TFLs, 2 forced fumble, 3 sacks, 1 pass break up and 3 STTs.

2017 SEASON: Appeared in seven games (three starts), recording 21 tackles, 2 sacks, 1 forced fumble and 2 TFLs... Inactive Games 3-6. Did not play Game 7.

2016 SEASON: Recorded 52 tackles, 5 TFLs, 1 forced fumble, 1 sack and 1 pass breakup in 14 games (7 starts) as a rookie ... made 10 tackles vs. SF (12/4) ... posted a team-high in tackles twice (6 vs. TEN 11/27 & 9 at DET 12/11).

2017 CHICAGO BEARS

Date	W/L	Opponent	Tkls-S	Sk-YL	INT-Yds	PD	FF	FR	TFL
9/10	L	ATL	1-0	0-0	0-0	0	0	0	0
9/17*	L	at TB	4-4	0-0	0-0	0	0	0	0
9/24	W	PIT			INACTIVE				
9/28	L	at GB			INACTIVE				
10/9	L	MIN			INACTIVE				
10/15	W	at BAL			INACTIVE				
10/22	W	CAR			DID NOT PLAY				
10/29	L	at NO	0-0	0-0	0-0	0	0	0	0
11/12	L	GB	10-9	1-12	0-0	0	0	0	1
11/19*	L	DET	3-3	1-4	0-0	0	1	0	0
11/26*	L	at PHI	1-1	0-0	0-0	0	0	0	0
12/3	L	SF	2-2	0-0	0-0	0	0	0	1
12/10		at CIN							
12/16		at DET							
12/24		CLE							
12/31		at MIN							
Totals	0-3		21-19	2-16	0-0	0	1	0	2

*Denotes Game Started


NICK KWIATKOSKI'S CAREER STATISTICS

REGULAR SEASON

Year	Team	GP		Tackles							Interceptions				Fumbles			Misc.	
		GS	Tot	S	A	Sk	Yds	No	Yds	Lg	TD	PD	FF	FR	Yds	TFL	STT		
2016	Chicago	14	7	52	39	13	1.0	0.0	0	0	-	0	1	1	0	0	5.0	2	
2017	Chicago	7	3	21	19	2	2.0	16.0	0	0	-	0	0	1	0	0	2.0	1	
Totals		21	10	73	58	15	3.0	16.0	0	0	-	0	1	2	0	0	7.0	3	

SEASON / CAREER / PLAYOFF HIGHS

	2017	Career	Playoff
Tackles	10, vs. GB (11/12)	10, twice	None
Solos	9, vs. GB (11/12)	9, twice	None
Tackles For Loss	1, twice	2, vs. SF (12/4/16)	None
Sacks	1, twice	1, three times	None



22 CRE'VON LEBLANC

Ht: 5-11 **Wt:** 190
Age: 23 **College:** Florida Atlantic
Bears Season: 2 **NFL Season:** 2
Acquired: Acquired from waivers in 2016 (NE)

DEFENSIVE BACK

PRO CAREER: Enters second NFL season, appearing in 25 games with 10 starts, recording 61 tackles, 15 pass breakups, 2 interceptions, 1 forced fumble, 1 TFL, 1 sack and 2 STTs ... Returned an interception for a touchdown at DET (12/11/16), making the Bears the only team in the NFL to have two rookies record a defensive touchdown in 2016 (Leonard Floyd) and the first pair of Bears rookies to record a defensive touchdown since at least 1960.

2017 SEASON: Appeared in 12 games (1 start), recording 15 tackles, 3 pass defenses, 1 TFL, 1 forced fumble 1 sack and 2 STTs.

2016 SEASON: Appeared in 13 games (Games 2-14 & 16) with 9 starts (Games 7-14 & 16), recording 46 tackles, 13 pass breakups and 2 interceptions (1 returned for a touchdown) ... 2 interceptions tied for the team lead ... one of two players on Bears team to record a defensive touchdown. GAMES PLAYED-STARTED: 13-9

2017 CHICAGO BEARS

Date	W/L	Opponent	Tkls-S	Sk-YL	INT-Yds	PD	FF	FR	TFL
9/10	L	ATL	0-0	0-0	0-0	0	0	0	0
9/17	L	at TB	1-1	0-0	0-0	0	0	0	0
9/24	W	PIT	0-0	0-0	0-0	0	0	0	0
9/28	L	at GB	0-0	0-0	0-0	0	0	0	0
10/9	L	MIN	0-0	0-0	0-0	0	0	0	0
10/15	W	at BAL	0-0	0-0	0-0	0	0	0	0
10/22	W	CAR	0-0	0-0	0-0	0	0	0	0
10/29	L	at NO	1-1	0-0	0-0	0	0	0	0
11/12*	L	GB	3-2	1-0	0-0	0	0	0	1
11/19	L	DET	3-2	0-0	0-0	0	0	0	0
11/26	L	at PHI	7-6	0-0	0-0	2	1	0	0
12/3	L	SF	0-0	0-0	0-0	0	0	0	0
12/10		at CIN							
12/16		at DET							
12/24		CLE							
12/31		at MIN							
Totals	0-1		15-12	1-10	0-0	2	1	0	1

*Denotes Game Started

CRE'VON LEBLANC'S NFL STATISTICS

REGULAR SEASON

Year	Team	GP	GS	Tackles				Interceptions				Fumbles			Misc.			
				Tot	S	A	Sk	Yds	No	Yds	Lg	TD	PD	FF	FR	Yds	TFL	STT
2016	Chicago	13	9	46	36	10	0.0	0.0	2	24	24t	1	13	0	0	0	0.0	0
2017	Chicago	12	1	15	12	3	1.0	10.0	0	0	-	0	2	1	0	0	1.0	2
Totals		25	10	61	48	13	1.0	10.0	2	24	24t	1	15	1	0	0	1.0	2

ADDITIONAL STATS: 2016: 5 punt returns for 43 yards (8.6 avg.)

SEASON / CAREER / PLAYOFF HIGHS

	2017	Career	Playoff
Tackles	7, at PHI (11/26)	Same	None
Solos	6, at PHI (11/26)	6, twice	None
Pass Defenses	2, at PHI (11/26)	3, twice	None
Interceptions	None	1, twice	None



72 CHARLES LENO, JR.

Ht: 6-3

Wt: 305

Age: 26

College: Boise State

Bears Season: 4

NFL Season: 4

Acquired: 7th round of the 2014 draft (245th overall)

OFFENSIVE LINE

PRO CAREER: Appeared in 50 contests with 42 starts in four seasons with Chicago (2014-17) ... owns 41 starts at LT and 1 start as a sixth eligible lineman ... in 2015, helped the Bears offense to franchise's fourth-highest single-season gross passing total in 2015 (3,843 yards), fifth-highest single-season net passing total (3,660 yards) and sixth highest total for net yards (5,514) ... made NFL debut on November 9, 2014 at Green Bay ... made first NFL start on November 16, 2014 versus Minnesota as a sixth eligible lineman ... signed a four-year contract extension through 2021 on August 23.


2017 SEASON: Started 12 games at LT.

PREVIOUS SEASONS: 2016: Started all 16 games at LT ... one of only two offensive players to start every game ... helped pave the way for rookie Jordan Howard to 1,313 rushing yards (2nd in NFL) ... helped the Bears to the 3rd most passing yards (gross and net) in franchise history. **2015:** Appeared in all 16 contests, with 13 starts (Games 4-16) at LT... helped the Bears offense to franchise's fourth-highest single-season gross passing total in 2015 (3,843 yards), fifth-highest single-season net passing total (3,660 yards) and sixth highest total for net yards (5,514). **2014:** Appeared in 6 contests with 1 start in his rookie season with the Bears, spending most of his time as a sixth eligible lineman ... made NFL debut at Green Bay (11/9) and first career start a week later vs. MIN (11/6) as a sixth eligible lineman ... saw action in Games 9-14 ... inactive Games 1-5, 7 and 8 and 16, while active but did not play in Games 6 and 15.

CHARLES LENO'S NFL STATISTICS

REGULAR SEASON

GAMES PLAYED-STARTED - 50-42: 2014 CHI (6-1); 2015 CHI (16-13); 2016 CHI (16-16); 2017 CHI (12-12).

**75** **KYLE LONG****Ht:** 6-6**Wt:** 320**Age:** 29**College:** Oregon**Bears Season:** 5**NFL Season:** 5**Acquired:** 1st round of the 2013 draft (20th overall)**OFFENSIVE LINE**

PRO CAREER: Three-time Pro Bowler, becoming first Bears player since Brian Urlacher (2000-02) to be named to the Pro Bowl in each of his first three professional football seasons and seventh Bears player to accomplish the feat overall (Long, Urlacher, Gale Sayers, Dick Butkus, Mike Ditka, Rick Casares and Harlon Hill) ... first Bears offensive lineman ever to be named to Pro Bowl in each of his first three professional football seasons ... has played in 65 games with 64 starts (47 at RG, 16 at RT and 1 at LG) in five NFL seasons (2013-17) with Chicago ... helped pave the way for 1,000-yard rusher three times (M. Forte: 1,339 in 2013 and 1,038 in 2014 and Jordan Howard: 1,313 in 2016) ... named to the PFWA's All-Rookie team in 2013 ... was the first Bears offensive lineman to reach the Pro Bowl since 2006 (R. Brown/O. Kreutz), the first Bears rookie to make the Pro Bowl squad since 2009 (J. Knox) and the first Bears rookie to make the Pro Bowl as a non-specialist since 2000 (B. Urlacher).

2017 SEASON: Played 10 games (9 starts), Inactive for games 1 and 2.

HONORS AND AWARDS: 2015: Pro Bowl. **2014:** Pro Bowl; second team All-Pro (AP). **2013:** Pro Bowl; All-Rookie (PFWA, Gil Brandt & Mel Kiper).

PREVIOUS SEASONS: 2016: Started 8 games at RG before being put on Injured Reserve. **2015:** Started all 16 games at RT, en route to being named to his third consecutive Pro Bowl ... made his first career start at RT in Week 1 after spending his first two NFL seasons at RG ... helped the Bears offense to franchise's fourth-highest single-season gross passing total in 2015 (3,843 yards). **2014:** Named to second consecutive Pro Bowl after starting 15 contests at RG for the Bears ... inactive Game 15 due to hip injury ... helped pave way for 1,000-yard rusher for second-consecutive season as Matt Forte gained 1,038 yards. **2013:** Earned his first trip to the Pro Bowl and multiple All-Rookie teams after starting all 16 games at RG ... helped the Bears offense set numerous franchise marks including total net yards, gross passing yards, net passing yards, passing touchdowns and first downs gained ... helped the offensive line achieve its lowest sack total (30) since 2008 and its lowest sack percentage (4.9) since 1982.

KYLE LONG'S NFL STATISTICS

GAMES PLAYED-STARTED - 65-64: 2013 CHI (16-16); 2014 CHI (15-15); 2015 CHI (16-16); 2016 CHI (8-8); 2017 CHI (10-9).



70

BOBBY MASSIE

Ht: 6-6**Wt:** 320**Age:** 28**College:** Mississippi**Bears Season:** 2**NFL Season:** 6**Acquired:** Unrestricted free agent in 2016 (ARI)

OFFENSIVE LINE

PRO CAREER: Entering his second season with the Bears, appearing in 81 games with 73 starts in four seasons with the Arizona Cardinals (2012-15) and two with the Bears (2016-17) ... part of an offensive line that allowed just 27 sacks in 2015 (tied for 4th fewest in the NFL) and 28 sacks in 2014 (tied for the 6th fewest in the NFL) ... helped the Cardinals gain 6,692 yards from scrimmage in 2015, which ranked 2nd in the NFL and 2nd in franchise history ... one of six offensive linemen in the NFL that started all 16 contests as rookies in 2012 ... started 3 of 3 postseason contests.


2017 SEASON: Started 12 games at RT.

PREVIOUS SEASONS: 2016: Started 15 games at right tackle ... inactive Game 10 ... paved the way for rookie Jordan Howard to 1,313 rushing yards (2nd in NFL) ... helped the Bears to the 3rd most passing yards (gross and net) in franchise history. **2015:** Started the Cardinals final 14 games of the regular season and both playoff games at RT... helped Arizona gain 6,692 yards from scrimmage, which ranked 2nd in the NFL and 2nd in franchise annals ... part of an offensive line that allowed just 27 sacks (tied for 4th fewest in the NFL) ... on the reserve/suspended list for the first two games of the season. **2014:** Started every game at RT, the second time in three years ... part of line that allowed just 28 sacks on the season, tied for the 6th fewest in the NFL in 2014. **2013:** Played in 8 games, seeing time at RT and as an eligible extra blocker ... inactive for the first 6 games of the season ... active but DNP vs. Sea (10/17) ... made season debut vs. Atlanta (10/27). **2012:** Started all 16 games at RT in his rookie season ... was the only Cardinals rookie to start every game and was one of six rookie offensive linemen in the NFL to start all 16 games as a rookie.

BOBBY MASSIE'S NFL STATISTICS

REGULAR SEASON

GAMES PLAYED-STARTED - 81-73: 2012 ARI (16-16); 2013 ARI (8-0); 2014 ARI (16-16); 2015 ARI (14-14); 2016 CHI (15-15); 2017 CHI (12-12).

**27** SHERRICK
McMANIS**Ht:** 6-1**Wt:** 192**Age:** 30**College:** Northwestern**Bears Season:** 6**NFL Season:** 8**Acquired:** Trade with HOU in 2012**DEFENSIVE BACK**

PRO CAREER: Appeared in 103 contests (5 starts) over eight seasons with Houston (2010-11) and Chicago (2012-17), recording 29 tackles, 1 interception and 5 pass breakups ... has added 90 STTs, 1 blocked punt (which was returned by the Bears for a touchdown) 1 forced fumble and 2 fumble recoveries on special teams ... also owns 11 kickoff returns for 230 yards (20.9 avg) ... his 68 special teams tackles leads the Bears since joining the team 2012 ... has ranked in the top 3 on the Bears in special teams tackles all five previous seasons with the team (1st in 2016, 1st in 2015, 2nd in 2012 and 2014, 3rd in 2012).

2017 SEASON: Appeared in nine games as a reserve, recording a blocked field goal and a fumble recovery on special teams... Adds 6 STTs... Inactive for Game 7-9.

HONOR AND AWARDS: 2012: NFC Special Teams Player of the Week (11/4/12).

PREVIOUS SEASONS: 2016: Appeared in all 16 games as a reserve defensive back and special teams contributor ... recorded 3 tackles ... led team with 13 STTs. **2015:** Saw action in all 16 contests, starting 4 (Games 1, 3 & 5-6) in a 3 CB-set, collecting 19 tackles and 3 pass breakups ... led the Bears with a career-high 17 special teams tackles. **2014:** Appeared in 12 games, mostly on special teams ... missed Weeks 3-6 due to a quad injury suffered in Week 2, along with a knee injury suffered in practice in Week 6 ... racked up 13 special teams tackles which ranked second on the Bears ... added 1 fumble recovery off a muffed punt and 4 defensive tackles. **2013:** Played in 15 games with 1 start, the first of his career ... finished second on the Bears with 15 STTs ... picked-up 1 tackle and 1 PBU on defense. **2012:** Finished tied for third on the team with 10 STTs in 12 games played ... helped the Bears set a franchise record in punt coverage allowing 3.4 ypr ... recovered 1 fumble ... named NFC Special Teams Player of the Week after blocking a punt week 9 at TEN (11/4/12), which was returned for a Bears touchdown ... placed on IR with a knee injury 12/11. **2011:** Recorded 5 STTs in 9 games played in Houston ... returned 10 kickoffs for 205 yards (20.5 avg). **2010:** Saw action in 14 games with the Texans ... made 11 STTs, 2 defensive tackles (1 solo) and intercepted 1 pass.



2017 CHICAGO BEARS

Date	W/L	Opponent	Tkls-S	Sk-YL	INT-Yds	PD	FF	FR	TFL
9/10	L	ATL	0-0	0-0	0-0	0	0	0	0
9/17	L	at TB	0-0	0-0	0-0	0	0	0	0
9/24	W	PIT	0-0	0-0	0-0	0	0	0	0
9/28	L	at GB	0-0	0-0	0-0	0	0	0	0
10/9	L	MIN	0-0	0-0	0-0	0	0	0	0
10/15	W	at BAL	0-0	0-0	0-0	0	0	0	0
10/22	W	CAR			INACTIVE				
10/29	L	at NO			INACTIVE				
11/12	L	GB			INACTIVE				
11/19	L	DET	0-0	0-0	0-0	0	0	0	0
11/26	L	at PHI	0-0	0-0	0-0	0	0	0	0
12/3	L	SF	0-0	0-0	0-0	0	0	0	0
12/10		at CIN							
12/16		at DET							
12/24		CLE							
12/31		at MIN							
Totals	0-0		0-0	0-0	0-0	0	0	0	0

*Denotes Game Started

SHERRICK McMANIS' NFL STATISTICS


REGULAR SEASON

Year	Team	GP	GS	Tackles				Interceptions					Fumbles			Misc.			
				Tot	S	A	Sk	Yds	No	Yds	Lg	TD	PD	FF	FR	Yds	TFL	STT	
2010	Houston	14	0	2	1	1	0.0	0.0	1	1	1	0	1	0	0	0	0	0.0	11
2011	Houston	9	0	0	0	0	0.0	0.0	0	0	-	0	0	1	0	0	0	0.0	5
2012	Chicago	12	0	0	0	0	0.0	0.0	0	0	-	0	0	0	1	0	0	0.0	10
2013	Chicago	15	1	1	1	0	0.0	0.0	0	0	-	0	1	0	0	0	0	0.0	15
2014	Chicago	12	0	4	3	1	0.0	0.0	0	0	-	0	0	0	1	0	0	0.0	13
2015	Chicago	16	4	19	12	7	0.0	0.0	0	0	-	0	3	0	0	0	0	0.0	17
2016	Chicago	16	0	3	3	0	0.0	0.0	0	0	-	0	0	0	0	0	0	0.0	13
2017	Chicago	9	0	0	0	0	0.0	0.0	0	0	-	0	0	0	0	0	0	0.0	6
Bears totals		80	5	27	19	8	0.0	0.0	0	0	-	0	4	0	2	0	0	0.0	74
NFL totals		103	5	29	20	9	0.0	0.0	1	1	1	0	5	1	2	0	0	0.0	90

ADDITIONAL STATS: Blocked Punts - 1: 1 at TEN (11/4/12). Blocked Field Goals - 1 VS. PIT (9/24/17). Kickoff Returns - 11 for 230 yards.

SEASON / CAREER / PLAYOFF HIGHS

	2017	Career	Playoff
Tackles	None	6, at DET (10/18/15)	None
Solos	None	5, at DET (10/18/15)	None
Pass Defenses	None	1, five times	None
Interceptions	None	1, vs. NYG (10/10/10)	None



92 PERNELLE McPHEE

Ht: 6-3**Wt:** 273**Age:** 29**College:** Mississippi State**Bears Season:** 3**NFL Season:** 7**Acquired:** Unrestricted free agent in 2015 (BAL)

LINEBACKER

PRO CAREER: Appeared in 95 games over seven seasons with the Ravens (2011-14) and Bears (2015-17), starting 22 contests, posting 205 tackles, 31 sacks, 1 interception, 11 pass breakups, 39 TFLs, 6 forced fumbles and 1 fumble recovery ... owns 1 blocked field goal on special teams ... set career highs in tackles (64) and interceptions (1) in his first season as a Bear in 2015 ... helped Ravens to Super Bowl Championship after 2012 season, posting 4 tackles, 1 sack, 2 pass breakups, 1 forced fumble and 1 fumble recovery during the playoff run.

2017 SEASON: Appeared in 12 games (four starts), recording 19 tackles, 4 TFLs, 1 pass breakup and 4 sacks for a loss of 20 yards.

HONORS AND AWARDS: 2016: Ed Block Courage Award.

PREVIOUS SEASONS: 2016: Appeared in 9 games (Games 7-15) after being activated from PUP ... tallied 28 tackles, 4 sacks, 1 TFL and 1 forced fumble ... 4 sacks ranked 3rd on the team despite only seeing action in 9 games.

2015: Saw action in 14 contests (Games 1-8, 10-12 & 14-16) with 12 starts (Games 1-8, 10-12 & 14) at OLB ... gathered 64 tackles (4th on the team), 6 sacks (3rd on the team), 10 TFLs (tied for 2nd on the team), 1 interception, 1 forced fumble and 3 pass breakups ... added blocked field goal in Bears 18-17 victory in Game 5 at Kansas City, the first blocked kick of his career ... named a team captain by his teammates ... missed Games 9 and 13 due to a knee injury ... picked up first career interception in Game 4 vs. Oakland. **2014:** Saw action in all 16 games for the second consecutive season in Baltimore and produced 27 tackles and a career-high 7.5 sacks with 4 pass breakups and 1 FF for a defense that finished second in the league with 49 sacks and allowed the sixth-fewest points per game (18.9) in 2014 ... according to STATS, his 38 combined quarterback knockdowns and hurries in 2014 were 14th most in the NFL. **2013:** Produced 21 tackles, including 13 solo ... added 2 sacks (13 yards), 1 PD and 1 FF in 16 games. **2012:** Appeared in 12 games with 6 starts, missing 4 games with a thigh injury for the Ravens ... produced 21 tackles (18 solo) and 1.5 sacks (12 yards) ... started his first-career NFL game vs. CIN (9/10) ... played in 4 postseason contests, recording 4 tackles, 1 sack, 2 pass breakups, 1 forced fumble and 1 fumble recovery en route to a Super Bowl victory. **2011:** Finished second on the Ravens with 6 sacks for the NFL's third-ranked defense (288.9 ypg) ... led all Ravens rookies with a career-high 23 tackles, while also netting 2 PD, 1 FF and 1 FR ... played in 2 postseason games, tallying 1 pass breakup.



2017 CHICAGO BEARS

Date	W/L	Opponent	Tkls-S	Sk-YL	INT-Yds	PD	FF	FR	TFL
9/10	L	ATL	0-0	0-0	0-0	0	0	0	0
9/17	L	at TB	2-2	0-0	0-0	0	1	0	0
9/24	W	PIT	3-3	1-3	0-0	0	0	0	1
9/28	L	at GB	3-3	1-9	0-0	0	0	0	1
10/9*	L	MIN	1-1	0-0	0-0	0	0	0	0
10/15	W	at BAL	2-2	1-2	0-0	0	0	0	1
10/22*	W	CAR	1-1	1-6	0-0	0	0	0	1
10/29	L	at NO	2-2	0-0	0-0	1	0	0	0
11/12	L	GB	1-1	0-0	0-0	0	0	0	0
11/19	L	DET	3-3	0-0	0-0	0	0	0	0
11/26*	L	at PHI	2-2	0-0	0-0	0	0	0	0
12/3*	L	SF	1-0	0-0	0-0	0	0	0	0
12/10		at CIN							
12/16		at DET							
12/24		CLE							
12/31		at MIN							
Totals	1-3		21-20	4-20	0-0	1	1	0	4

*Denotes Game Started

PERNELL McPHEE'S NFL STATISTICS

REGULAR SEASON


Year	Team	GP	GS	Tackles				Interceptions					Fumbles			Misc.		
				Tot	S	A	Sk	Yds	No	Yds	Lg	TD	PD	FF	FR	Yds	TFL	STT
2011	Baltimore	16	0	23	16	7	6.0	31.0	0	0	0	0	2	1	1	0	4.0	0
2012	Baltimore	12	6	21	18	3	1.5	12.0	0	0	0	0	0	0	0	0	4.0	0
2013	Baltimore	16	0	21	13	8	2.0	13.0	0	0	0	0	1	1	0	0	5.0	0
2014	Baltimore	16	0	27	17	10	7.5	50.0	0	0	0	0	4	1	0	0	11.0	0
2015	Chicago	14	12	64	43	21	6.0	41.0	1	13	13	0	3	0	0	0	10.0	0
2016	Chicago	9	0	28	17	11	4.0	34.0	0	0	-	0	0	1	0	0	1.0	0
2017	Chicago	12	4	21	20	1	4.0	20.0	0	0	-	0	1	1	1	0	4.0	0
Bears totals		35	16	113	80	33	14.0	95.0	1	13	13	0	4	2	0	0	15.0	0
NFL totals		95	22	205	144	61	31.0	201.0	1	13	13	0	11	5	1	0	39.0	0

POSTSEASON

Year	Team	GP	GS	Tackles				Interceptions					Fumbles			Misc.		
				Tot	S	A	Sk	Yds	No	Yds	Lg	TD	PD	FF	FR	Yds	TFL	STT
2011	Baltimore	2	0	0	0	0	0.0	0.0	0	0	0	0	1	0	0	0	0	0
2012	Baltimore	4	0	4	2	2	1.0	9.0	0	0	0	0	2	1	1	0	0	0
2014	Baltimore	2	0	4	0	4	0.5	2.0	0	0	0	0	0	0	0	0	0	0
NFL totals		6	0	8	2	6	1.5	11.0	0	0	0	0	4	1	1	0	0	0

SEASON / CAREER / PLAYOFF HIGHS

	2017	Career	Playoff
Tackles	3, three times	9, twice	3, at DEN (1/12/13)
Solos	3, three times	8, at SEA (9/27/15)	2, at DEN (1/12/13)
Sacks	1, four times	2, four times	1, at DEN (1/12/13)



86 ZACH MILLER

Ht: 6-5 **Wt:** 243
Age: 33 **College:** Nebraska-Omaha
Bears Season: 3 **NFL Season:** 6
Acquired: Waived free agent in 2013 (TB)

TIGHT END

PRO CAREER: Owns 146 receptions for 1,631 yards (11.2 avg) and 15 touchdowns in 66 games (33 starts) over six NFL seasons with the Jaguars (2009-11) and Bears (2015-17) ... coming off of career highs in receptions (47) and yards (486) ... 2015 recipient of the Chicago Bears Brian Piccolo Award.

2017 SEASON: Appeared in eight games (six starts), catching 20 passes for 236 yards (11.8 avg) and two touchdowns ... has five games this year with multiple catches ... caught a season-long 29-yard pass at Green Bay to set up a TD right before halftime ... caught Mitchell Trubisky's first career TD pass, a 20-yarder in the fourth quarter against Minnesota at home... Placed on Injured Reserve on 11/7.

2017 CHICAGO BEARS

Date	W/L	Opp.	Rec	Yds	Avg	Long	TD
9/10*	L	ATL	4	39	9.8	12	0
9/17	L	vs. TB	6	42	7.0	12	0
9/24*	W	PIT	1	17	17.0	17	0
9/28*	L	at GB	2	45	22.5	29	0
10/9*	L	MIN	3	39	13.0	20t	1
10/15	W	at BAL	2	25	12.5	21t	1
10/22*	W	CAR	2	29	14.5	24	0
10/29*	L	at NO	0	0	0.0	-	0
11/12	L	GB					INJURED RESERVE
11/19	L	DET					INJURED RESERVE
11/26	L	at PHI					INJURED RESERVE
12/3	L	SF					INJURED RESERVE
12/10		at CIN					
12/16		at DET					
12/24		CLE					
12/31		at MIN					
Totals	2-4		20	236	11.8	29	2

*Denotes Game Started

ZACH MILLER'S NFL STATISTICS

REGULAR SEASON

Year	Team	GP-GS	Rec	Yds	Avg	Lg	TD
2009	Jacksonville	14-0	21	212	10.1	62	2
2010	Jacksonville	15-5	20	216	10.8	52t	1
2011	Jacksonville	4-0	4	42	10.5	14t	1
2015	Chicago	15-14	34	439	12.9	87t	5
2016	Chicago	10-8	47	486	10.3	34	4
2017	Chicago	8-6	20	236	11.8	29	2
Bears totals		33-28	101	1,161	11.5	87t	11
NFL totals		66-33	146	1,631	11.2	87t	15

ADDITIONAL STATS: Kickoff Returns - 3 for 41 yards: 2009 (2 for 19 yards); 2010 (1 for 22 yards). Rushing - 3 for 12 yards: 2009 (1 for 3 yards); 2010 (2 for 9 yards). Special Teams Tackles - 23: 2009 (9); 2010 (12); 2011 (2).

SEASON / CAREER / PLAYOFF HIGHS

	2017	Career	Playoff
Receptions.....	6, at TB (9/17)	8, twice	None
Receiving Yards.....	45, at GB (9/28)	107, at STL (11/15/15)	None
Longest Reception.....	29, at GB (9/28)	87t, at STL (11/15/15)	None
Receivng TDs.....	1, twice	2, three times	None



33

TAQUAN MIZZELL

Ht: 5-10

Wt: 185

Age: 23

College: Virginia

Bears Season: 1

NFL Season: 1

Acquired: Waiver claim in 2017 (BAL)

RUNNING BACK

PRO CAREER: Undrafted college free agent joins the Bears for his rookie season after a stint with the Ravens.

2017 SEASON: Inactive Games 1, 3-6, 10 & 12... Active, but did not play in Game 2. Appeared in Game 7-9 and 11 as a reserve.

COLLEGE: Saw action in 46 career games (22 starts) to finish his career as the only player in ACC history with 1,500-plus rushing and 1,500-plus career receiving yards... Recorded 2,075 career rushing yards, 1,560 receiving yards and 683 KOR yards... Ranks No. 2 all time at UVA with 195 receptions, which are the most ever by an ACC running back... Had at least 1 catch in 45-straight games to end his career... Named All-ACC honorable mention in 2016 after playing in all 12 games (11 starts) as a senior... Had a career-high 944 rushing yards and 5 rushing TDs, adding 52 receptions for 404 yards and 2 TDs... Earned third-team All-ACC honors in 2015 after recording 671 rushing yards and 4 TDs, adding 75 receptions for 721 receiving yards (new record by an ACC running back) and 4 TDs... Played in 12 games in 2014, rushing 64 times for 280 yards and 2 TDs, adding 39 receptions for 271 yards... Played in 10 games as a freshman and recorded 45 carries for 184 yards and 1 TD, adding 29 receptions for 164 yards and 1 TD... Graduated with an anthropology degree.


2017 CHICAGO BEARS

Date	W/L	Opp.	Rush	Yards	Avg.	Lg	TD	Rec.	Yards	Avg.	Lg	TD
9/10	L	ATL										
9/17	L	at TB										
9/24	W	PIT										
9/28	L	at GB										
10/9	L	MIN										
10/15	W	at BAL										
10/22	W	CAR	0	0	0.0	-	0	0	0	0.0	-	0
10/29	L	at NO	0	0	0.0	-	0	0	0	0.0	-	0
11/12	L	GB	0	0	0.0	-	0	0	0	0.0	-	0
11/19	L	DET										
11/26	L	at PHI	0	0	0.0	-	0	0	0	0.0	-	0
12/3	L	SF	0	0	0.0	-	0	0	0	0.0	-	0
12/10		at CIN										
12/16		at DET										
12/24		CLE										
12/31		at MIN										
Totals	0-0		0	0	0.0	-	0	0	0	0.0	-	0

*Denotes Game Started

TAQUAN MIZZELL'S NFL STATISTICS

REGULAR SEASON													
Year	Team	GP-GS	Rush	Yds	Avg	Lg	TD	Rec	Yds	Avg	Lg	TD	STT
2017	Chicago	4-0	0	0	0.0	-	0	0	0	0.0	-	0	0
SEASON / CAREER / PLAYOFF HIGHS													
Rushes	2017	None	None	None	None	None	None	None	None	None	None	None	None
Rushing Yards	2017	None	None	None	None	None	None	None	None	None	None	None	None
Longest Run	2017	None	None	None	None	None	None	None	None	None	None	None	None
Rushing TDs	2017	None	None	None	None	None	None	None	None	None	None	None	None
Receptions	2017	None	None	None	None	None	None	None	None	None	None	None	None
Receiving Yards	2017	None	None	None	None	None	None	None	None	None	None	None	None
Receiving TDs	2017	None	None	None	None	None	None	None	None	None	None	None	None



1 MIKE NUGENT

Ht: 5-10**Wt:** 190**Age:** 35**College:** Ohio State**Bears Season:** 1**NFL Season:** 13**Acquired:** Signed free agent in 2017

KICKER

PRO CAREER: Appeared in 157 games over 13 seasons with the New York Jets (2005-08), Tampa Bay Buccaneers (2009), Arizona Cardinals (2009), Cincinnati Bengals (2010-16) and Dallas Cowboys (2017)... Made 243 of 301 career field goals (80.7%) with a career-long of 55 and 352 of 363 extra points ... Saw action in five postseason contests with the Jets and Bengals, converting 7 of 8 field goals and 6 of 6 extra points with a long of 57.

2017 SEASON: 7-9 on field goals (long of 48) and 8-8 on PATs with Dallas Cowboys before being released on 11/26..

PREVIOUS SEASONS: 2016: Appeared in 13 games for the Bengals ... Made 23 of 29 field goals (79.3%) ... Made 23 of 29 PATs and totaled 92 points ... Made a long field goal of 47. **2015:** Appeared in 16 games for the Bengals ... Made 23 of 28 field goals (82.1%) ... Made 48 of 49 PATs ... Made a long of 52. **2014:** Appeared in 16 games for the Bengals ... Made 26 of 33 field goals (78.8%) ... Made 39 of 39 PATs ... Made a long of 49. **2013:** Appeared in 16 games for the Bengals... Made 18 of 22 field goals (81.8%)... Made 52 of 53 PATs... Made a long of 54. **2012:** Appeared in 12 games for the Bengals... Made 19 of 23 field goals (82.6%)... Made 35 of 35 PATs... Made a long of 55. **2011:** Appeared in 16 games for the Bengals... Made 33 of 38 field goals (86.8%)... Made 33 of 34 PATs... Made a long of 49. **2010:** Appeared in 9 games for the Bengals... Made 15 of 19 field goals (78.9%)... Made 17 of 17 PATs with a long of 54. **2009:** Appeared in 6 games for the Buccaneers and Cardinals, connecting on 4 of 8 field goals (50.0%) and 14 of 14 PATs... Made a long of 48. **2008:** Limited to one game due to injury with the New York Jets. **2007:** Appeared in all 16 games for the Jets, connecting on 29 of 26 field goals (80.6%) and 23 of 24 PATs with a long of 50. **2006:** Appeared in all 16 games for the Jets, connecting on 24 of 27 field goals (88.9%) and 34 of 35 PATs with a long of 54. **2005:** Appeared in 16 games as a rookie for the Jets, connecting on 22 of 28 field goals (78.6%) and 24 of 24 PATs with a long of 49.

2017 SEASON

Date	W/L	Opp.	PAT	FG	PTS	FGs (Missed)
10/29^	W	at WAS	3-3	4-5	15	(49),36,48,27,37
11/5^	W	KC	4-4	0-0	4	
11/12^	L	at ATL	1-1	0-1	1	(38)
11/19^	L	PHI	0-0	3-3	9	48, 27, 47
12/3		NOT WITH TEAM				
12/10		at CIN				
12/16		at DET				
12/24		CLE				
12/31		at MIN				
Totals			8-8	7-9	29	

^ with DAL



MIKE NUGENT'S NFL STATISTICS

REGULAR SEASON

Year	Team	GP	FG-FGA	Pct	Lg	Blk	XP-XPA	Pct	Blk	Points
2005	N.Y. Jets	16	22-28	78.6	49	-	24-24	100.0	0	90
2006	N.Y. Jets	16	24-27	88.9	54	-	34-35	97.1	-	106
2007	N.Y. Jets	16	29-36	80.6	50	-	23-24	95.8	-	110
2008	N.Y. Jets	1	0-1	0.0	-	-	2-2	100.0	0	2
2009	T.B./Ari	6	4-8	50.0	48	-	14-14	100.0	0	26
2010	Cincinnati	9	15-19	78.9	54	-	17-17	100.0	0	62
2011	Cincinnati	16	33-38	86.8	49	-	33-34	97.1	-	132
2012	Cincinnati	12	19-23	82.6	55	-	35-35	100.0	-	92
2013	Cincinnati	16	18-22	81.8	54	-	52-53	98.1	-	106
2014	Cincinnati	16	26-33	78.8	49	-	39-39	100.0	-	117
2015	Cincinnati	16	23-28	82.1	52	-	48-49	98.0	-	117
2016	Cincinnati	13	23-29	79.3	47	-	23-29	79.3	-	92
2017	Dallas	4	7-9	77.8	48	-	8-8	100.0	-	29
NFL Totals		157	243-301	80.7	55	-	352-363	97.0	0	1,081

Year	Team	1-19	Pct	20-29	Pct	30-39	Pct	40-49	Pct	50+	Pct
2005	N.Y. Jets	0-0	-	8-9	88.9	7-7	100.0	7-10	70.0	0-2	0.0
2006	N.Y. Jets	1-1	100.0	7-7	100.0	10-12	83.3	4-4	100.0	2-3	66.7
2007	N.Y. Jets	1-1	100.0	11-11	100.0	10-12	83.3	6-8	75.0	1-4	25.0
2008	N.Y. Jets	0-0	-	0-0	-	0-1	0.0	0-0	-	0-0	-
2009	T.B./Ari	1-1	100.0	1-1	100.0	1-2	50.0	1-4	25.0	0-0	-
2010	Cincinnati	0-0	-	5-5	100.0	7-7	100.0	1-3	33.3	2-4	50.0
2011	Cincinnati	0-0	-	14-14	100.0	5-8	62.5	14-16	87.5	0-0	-
2012	Cincinnati	2-2	100.0	5-5	100.0	5-5	100.0	6-9	66.7	1-2	50.0
2013	Cincinnati	0-0	-	2-2	100.0	6-7	85.7	7-9	77.8	3-4	75.0
2014	Cincinnati	0-0	-	6-6	100.0	10-12	83.3	10-12	83.3	0-3	0.0
2015	Cincinnati	0-0	-	6-6	100.0	5-6	83.3	10-13	76.9	2-3	66.7
2016	Cincinnati	0-0	-	9-9	100.0	9-10	90.0	5-7	71.4	0-3	0.0
2017	Dallas	0-0	-	2-2	100.0	2-3	66.7	3-4	75.0	0-0	-
NFL Totals		5-5	100.0	76-77	98.7	77-92	83.7	74-99	74.7	11-28	39.3

POSTSEASON

Year	Team	GP	FG-FGA	Pct	Lg	Blk	XP-XPA	Pct	Blk	Points
2006	N.Y. Jets	1	3-3	100.0	37	-	1-1	100.0	0	10
2011	Cincinnati	1	1-2	50.0	37	-	1-1	100.0	0	4
2013	Cincinnati	1	1-1	100.0	46	-	1-1	100.0	0	4
2014	Cincinnati	1	1-1	100.0	57	-	1-1	100.0	0	4
2015	Cincinnati	1	1-1	100.0	36	-	1-1	100.0	0	4
Postseason		5	7-8	87.5	57	0	6-6	100.0	0	26

Year	Team	1-19	Pct	20-29	Pct	30-39	Pct	40-49	Pct	50+	Pct
2006	N.Y. Jets	0-0	-	2-2	-	1-1	100.0	0-0	-	0-0	-
2011	Cincinnati	0-0	-	0-0	-	1-1	-	0-0	-	0-1	0.0
2013	Cincinnati	0-0	-	0-0	-	0-0	-	1-1	100.0	0-0	-
2014	Cincinnati	0-0	-	0-0	-	0-0	-	0-0	-	1-1	100.0
2015	Cincinnati	0-0	-	0-0	-	1-1	100.0	0-0	-	0-0	-
Postseason		0-0	-	0-0	-	3-3	100.0	1-1	100.0	1-2	50.0

SEASON / CAREER / PLAYOFF HIGHS

	2017	Career	Playoff
FG Attempts	5, at WAS (10/29)	6, at BAL (9/7/14)	3, at NE (1/7/07)
Made FGs	4, at WAS (10/29)	5, three times	3, at NE (1/7/07)
Longest FG	48, twice	55, vs. OAK (11/25/12)	57, at IND (1/4/15)
PAT Attempts	4, vs. KC (11/5)	7, vs. NYJ (10/27/13)	1, five times
Made PATs	4, vs. KC (11/5)	7, vs. NYJ (10/27/13)	1, five times
Points	15, at WAS (10/29)	16, twice	10, at NE (1/7/07)



16 PAT O'DONNELL

Ht: 6-4**Wt:** 217**Age:** 26**College:** Miami (FL)**Bears Season:** 3**NFL Season:** 4**Acquired:** 6th round of the 2014 draft (191st overall)

PUNTER

PRO CAREER: Enters fourth campaign with Chicago (2014-17), hitting 273 punts for 12,194 yards (44.7 gross avg) and landing 94 punts inside the 20 with 17 touchbacks ... 2 blocked punts and 1,190 return yards for a net average of 38.8 in 59 games ... ranks second in net punting average (since 1976) (39.7 in 2015), fourth in gross punting average (44.2 in 2015) and tied for sixth in punts inside the 20 (since 1976) (28 in 2015) in Bears single-season history ... named to the PFWA's and Mel Kiper's ESPN All-Rookie teams following the 2014 season... Adds one 38-yard passing touchdown on a fake punt vs. MIN (10/9/17).

2017 SEASON: In 12 games, punted 64 times for 2,996 yards (46.8 gross avg) and landed 22 punts inside the 20 with 5 touchbacks.. Threw a 38-yard passing touchdown on fake punt vs. MIN (10/9).

HONORS AND AWARDS: 2014: All-Rookie (PFWA & Mel Kiper).

2017 CHICAGO BEARS

DATE	W/L	Opp.	No.	Yds	Avg	Net	Long	In-20
9/10	L	ATL	5	244	48.8	40.0	69	3
9/17	L	at TB	3	168	56.0	43.7	63	1
9/24	W	PIT	6	267	44.5	42.0	62	2
9/28	L	at GB	3	147	49.0	47.3	59	2
10/9	L	MIN	7	307	43.9	32.3	59	2
10/15	W	at BAL	9	420	46.7	32.0	67	3
10/22	W	CAR	6	296	49.3	46.5	66	1
10/29	L	at NO	5	270	54.0	45.6	61	2
11/12	L	GB	5	241	48.2	39.8	59	1
11/19	L	DET	4	186	46.5	40.8	55	1
11/26	L	at PHI	6	251	41.8	39.0	58	1
12/3	L	SF	5	199	39.8	35.6	49	3
12/10		at CIN						
12/16		at DET						
12/24		CLE						
12/31		at MIN						
Totals			64	2,996	46.8	39.4	69	22

PAT O'DONNELL'S NFL STATISTICS

REGULAR SEASON

Year	Team	GP	Punts	Yds	Avg	Opp Ret	Yds	Net	TB	In-20	Lg	Blk
2014	Chicago	16	71	3,107	43.8	33	335	37.7	3	20	61	1
2015	Chicago	15	70	3,097	44.2	27	197	39.7	4	28	72	1
2016	Chicago	16	68	2,994	44.0	22	282	38.4	5	24	67	0
2017	Chicago	12	64	2,996	46.8	32	376	39.4	5	22	69	0
NFL totals		59	273	12,194	44.7	114	1,190	38.8	17	94	72	2

ADDITIONAL STATS: Special Teams Tackles - 5: 2014 (2); 2015 (2); 2017 (1). **Passing - 1** for 1, 38 yards, 1 touchdown.

SEASON / CAREER / PLAYOFF HIGHS

	2017	Career	Playoff
Punts	9, at BAL (10/1/15)	10, at SEA (9/27/15)	None
Punting Yards	420, at BAL (10/15)	477, at SEA (9/27/15)	None
Gross Avg. (Min 4)	49.3, vs. CAR (10/22)	51.3, at ATL (10/12/14)	None
Punts In-the-20	3, three times	4, twice	None
Longest Punt	69, vs. ATL (9/10)	72, at SEA (9/27/15)	None



43 CHRIS PROSINSKI

Ht: 6-1

Wt: 213

Age: 30

College: Wyoming

Bears Season: 3

NFL Season: 7

Acquired: Signed free agent 2017

DEFENSIVE BACK

PRO CAREER: Appeared in 86 games with 16 starts over six seasons with the Jacksonville Jaguars (2011-14), Philadelphia Eagles (2014) and Chicago Bears (2015-16) ... recorded 124 tackles, 1 sack, 2 TFLs, 1 interception, 1 forced fumble, 1 fumble recovery and 7 pass breakups ... on special teams has recorded 43 tackles and 2 fumble recoveries.

2017 SEASON: Started one game after being signed on November 30... Recorded 4 tackles.

PREVIOUS SEASONS: 2016: Saw action in all 16 games with 1 start (Game 7), recording 15 tackles with 1 pass breakup ... added 7 STTs ... ranked 3rd on the team in STTs. **GAMES PLAYED-STARTED:** 16-1 **2015:** Appeared in 13 contests (Games 4-16), making 5 starts (Games 10-14) while recording 32 defensive tackles, 1 sack, 1 forced fumble recovered by Chicago's defense, 9 special teams stops (3rd on the team) and 1 opponent fumble recovery on a muffed punt ... recorded first NFL sack in Game 10 vs. Denver and first career forced fumble a game later at Green Bay. **2014:** Saw action in 11 games with the Eagles (8) and Jaguars (3) ... totaled 2 tackles and 1 TFL on defense and added 10 tackles on special teams. **2013:** Appeared in 16 games with 1 start for the Jaguars, notching 7 defensive tackles, 2 PBUs and 9 STTs. **2012:** Started 7-of-16 games in his second season in Jacksonville, collecting a career-high 50 defensive stops, 1 INT and 4 PBUs ... added 3 STTs. **2011:** Appeared in 13 games with 1 start as a rookie for Jacksonville ... totaled 14 tackles on defense and 5 on special teams.

2017 CHICAGO BEARS

Date	W/L	Opponent	Tkls-S	Sk-YL	INT-Yds	PD	FF	FR	TFL
NOT WITH TEAM GAMES 1-11									
12/3*	L	SF	4-3	0-0	0-0	0	0	0	0
12/10		at CIN							
12/16		at DET							
12/24		CLE							
12/31		at MIN							
Totals	0-1		4-3	0-0	0-0	1	0	0	0

*Denotes Game Started


CHRIS PROSINSKI'S NFL STATISTICS

REGULAR SEASON

Year	Team	GP	GS	Tackles				Interceptions				Fumbles			Misc.				
				Tot	S	A	Sk	Yds	No	Yds	Lg	TD	PD	FF	FR	Yds	TFL	STT	
2011	Jacksonville	13	1	14	11	3	0.0	0.0	0	0	-	0	0	0	0	1	n/a	0.0	5
2012	Jacksonville	16	7	50	39	11	0.0	0.0	1	6	6	0	4	0	0	0	0	0.0	3
2013	Jacksonville	16	1	7	5	2	0.0	0.0	0	0	-	0	2	0	0	0	0	0.0	9
2014	TOTAL	11	0	2	2	0	0.0	0.0	0	0	-	0	0	0	0	0	0	1.0	10
2015	Chicago	13	5	32	28	4	1.0	0.0	0	0	-	0	0	1	0	0	0	0.0	9
2016	Chicago	16	1	15	11	4	0.0	0.0	0	0	-	0	1	0	0	0	0	1.0	7
2017	Chicago	1	1	4	3	1	0.0	0.0	0	0	-	0	0	0	0	0	0	0.0	0
Bears totals		30	7	51	42	9	0.0	0.0	0	0	-	0	1	1	0	0	0	1.0	16
NFL totals		86	16	124	99	25	1.0	0.0	1	6	6	0	7	1	1	0	0	2.0	43

SEASON / CAREER / PLAYOFF HIGHS

	2017	Career	Playoff
Tackles	4, vs. SF (12/3)	12, vs. NE (12/23/12)	None
Solos	3, vs. SF (12/3)	8, twice	None
Pass Defenses	None	1, seven times	None
Interceptions	None	1, vs. NE (12/23/12)	None



95 ROY ROBERTSON-HARRIS

Ht: 6-7
Age: 24

Wt: 268
College: UTEP

Acquired: Undrafted free agent in 2016

DEFENSIVE LINE

PRO CAREER: Robertson-Harris joined the team as an undrafted free agent in 2016, appearing in the first three preseason games before he was placed on the illness/non-football injury list... Has appeared in 6 career games, recording 3 tackles with 1 pass defense.

2017 SEASON: Appeared in nine games as a reserve, recording 5 tackles, 1 pass defense and 1 STT... Inactive for Games 8-9 & 11.

COLLEGE: 2014 all-CUSA honorable mention player who tallied 138 career tackles , 25 TFLs, 10.5 sacks and 9 pass breakups in four seasons at UTEP (2012-15)... Team captain, started all 12 games as a senior... Placed 3rd on the team in tackles with 51, adding 7.5 TFLs, 2.5 sacks and 4 pass breakups... Started 13-of-13 games, posting 36 tackles, 9.5 TFLs, 3.5 sacks, 4 forced fumbles, 3 pass breakups and 1 fumble recovery... Ranked 1st on the team in TFLs, sacks and forced fumbles... 4 forced fumbles ranked tied for 2nd most in the conference... Helped UTEP reach its first Bowl game (New Mexico Bowl) since 2010... Appeared in 12 games with 8 starts as a sophomore... Notched 34 tackles, 3.5 sacks and ranked 2 on the team with 6 TFLs... Added 2 pass breakups and 1 fumble recovery... As a redshirt freshman, played in 10 contests, registering 17 tackles, 2 TFLs and 1 sack... First team all-Area and all-District 5-5A defense selection as a senior at South Grand Prairie H.S. (Grand Prairie, TX)... Collected 75 tackles, 26 TFLs, 9 sacks, 8 pass breakups and 1 fumble recovery... Played defensive end and outside linebacker... Two-time letter winner.

2017 CHICAGO BEARS

Date	W/L	Opponent	Tkls-S	Sk-YL	INT-Yds	PD	FF	FR	TFL
9/10	L	ATL	0-0	0-0	0-0	1	0	0	0
9/17	L	at TB	2-1	0-0	0-0	0	0	0	0
9/24	W	PIT	0-0	0-0	0-0	0	0	0	0
9/28	L	at GB	1-0	0-0	0-0	0	0	0	0
10/9	L	MIN	0-0	0-0	0-0	0	0	0	0
10/15	W	at BAL	0-0	0-0	0-0	0	0	0	0
10/22	W	CAR	0-0	0-0	0-0	0	0	0	0
10/29	L	at NO				INACTIVE			
11/12	L	GB				INACTIVE			
11/19	L	DET	0-0	0-0	0-0	0	0	0	0
11/26	L	at PHI				INACTIVE			
12/3	L	SF	2-2	0-0	0-0	0	0	0	0
12/10		at CIN							
12/16		at DET							
12/24		CLE							
12/31		at MIN							
Totals	0-0		5-3	0-0	0-0	1	0	0	0

*Denotes Game Started


ROY ROBERTSON-HARRIS' NFL STATISTICS

REGULAR SEASON

Year	Team	GP	GS	Tackles				Interceptions				Fumbles			Misc.				
				Tot	S	A	Sk	Yds	No	Yds	Lg	TD	PD	FF	FR	Yds	TFL	STT	
2017	Chicago	9	0	5	3	2	0	0	0	0	0	-	0	1	0	0	0	0	1

SEASON / CAREER / PLAYOFF HIGHS

	2017	Career	Playoff
Tackles	2, twice	None	None
Solos	2, vs. SF (12/3)	None	None
Sacks	None	None	None



6

MARK SANCHEZ

Ht: 6-2

Wt: 225

Age: 31

College: USC

Bears Season: 1

NFL Season: 9

Acquired: Unrestricted free agent in 2017 (DAL)

QUARTERBACK

PRO CAREER: Has started 72 of 77 games over eight seasons with the New York Jets, (2009-12), Philadelphia Eagles (2014-15), and Dallas Cowboys (2016), completing 1,295-of-2,285 pass attempts (56.7 percent) for 15,219 yards, 86 touchdowns and 86 interceptions for a QB rating of 73.9.... Has added 449 yards on 169 attempts (2.7 avg) and 13 touchdowns... Owns a 37-35 as a starter... Led the Jets to the AFC championship game as a rookie following the 2009 season and again the following post-season following the 2010 campaign... 2010 AFC Championship appearance made him one of only six rookie quarterbacks in NFL history to lead their team to that fame... Set a career-high in passing yards (3,474) and passing (26) and rushing (6) touchdowns in the 2011 season... Missed the 2013 season due to injury

2017 SEASON: Inactive for games 1-12.

HORNS AND AWARDS: 2009 - PFWA ALL-Rookie Team

PREVIOUS SEASONS: **2016:** Appeared in 2 games as a sub for the Dallas Cowboys, completing 10-of-18 passes (55.6 percent) and 2 interceptions. **2015:** Appeared in 4 games with 2 starts for the Philadelphia Eagles... Completed 59-of-91 passes (64.8 percent) for 616 yards, 4 touchdowns and 4 interceptions for a QB rating of 80.7... Added 22 rushing yards on 6 attempts (3.7 avg). **2014:** Appeared in 9 games with 8 starts for the Philadelphia Eagles... Completed 198-of-309 passes (64.1 percent) for 2,418 yards, 14 touchdowns and 11 interceptions for a career-high QB rating of 88.4... Added 87 rushing yards on 34 attempts (2.6 avg) and 1 touchdown. **2013:** Spent the season on Injured Reserve after suffering a shoulder injury during the pre-season. **2012:** Started 15 games for the New York Jets... Completed 246-of-453 attempts (54.3 percent) for 2,883 yards, 13 touchdowns and 18 interceptions for a QB rating of 66.9... Added 28 rushing yards. **2011:** Started all 16 games for the New York Jets... Completed 308-of-543 passes for a 3,474 yards (56.7 percent), 26 touchdowns (both career-highs) and 18 interceptions for a QB rating of 78.2... Added 103 rushing yards on 37 attempts (2.8 avg) and 6 touchdowns (career-high). **2010:** Started all 16 games for the New York Jets... Completed 278-of-507 passes (54.8 percent) for 3,291 yards, 17 touchdowns and 13 interceptions for a QB rating of 75.3... Added 105 yards on the ground on 30 attempts (3.5 avg) and 3 touchdowns... Led the team to the AFC championship game for the second season in a row. **2009:** Started 15 games as a rookie for the New York Jets... Completed 196-of-364 passes (53.8 percent) for 2,444 yards, 12 touchdowns and 20 interceptions... Added 106 rushing yards on 36 attempts (2.9 avg) and 3 touchdowns... One of only six rookie quarterbacks in league history to lead team to conference championship game.

2017 CHICAGO BEARS

Date	W/L	Opp.	Att	Cmp	Yds	Pct.	TD	INT	Lg	Sk/Lst	Rtg
9/10	L	Atl				INACTIVE					
9/17	L	at TB				INACTIVE					
9/24	W	Pit				INACTIVE					
9/28	L	at GB				INACTIVE					
10/9	L	Min				INACTIVE					
10/15	W	at Bal				INACTIVE					
10/22	W	Car				INACTIVE					
10/29	L	at NO				INACTIVE					
11/12	L	GB				INACTIVE					
11/19	L	Det				INACTIVE					
11/26	L	at Phi				INACTIVE					
12/3		SF									
12/10		at Cin									
12/16		at Det									
12/24		Cle									
12/31		at Min									
Totals	0-0		0	0	0	-	0	0	-	0/0	-



MARK SANCHEZ'S NFL STATISTICS

REGULAR SEASON

Year	Team	GP-GS	Att	Cmp	Pct	Yds	Yds/Att	TD	Int	Lg	Sk-Yds	Rating
2009	N.Y. Jets	15-15	364	196	53.8	2,444	6.7	12	20	65t	26-195	63.0
2010	N.Y. Jets	16-16	507	278	54.8	3,291	6.5	17	13	74t	27-171	75.3
2011	N.Y. Jets	16-16	543	308	56.7	3,474	6.4	26	18	74	39-243	78.2
2012	N.Y. Jets	15-15	453	246	54.3	2,883	6.4	13	18	66	34-209	66.9
2014	Philadelphia	9-8	309	198	64.1	2,418	7.8	14	11	72	23-151	88.4
2015	Philadelphia	4-2	91	59	64.8	616	6.8	4	4	43	9-54	80.7
2016	Dallas	2-0	18	10	55.6	93	5.2	0	2	33	3-25	30.3
2017	Chicago	0-0	0	0	0.0	0	0.0	0	0	-	0-0	-
NFL totals		77-72	2,285	1,295	56.7	15,219	6.7	86	86	74t	161-1,048	73.9

Record as Starter: 37-35 (.514) - 2009 (8-7), 2010 (11-5), 2011 (8-8), 2012 (6-9), 2014 (4-4), 2015 (0-2).

ADDITIONAL STATS: Fumbles-Lost -- (51-24): 2009 (10-3), 2010 (9-1), 2011 (10-8), 2011 (10-8), 2012 (14-8), 2014 (7-3), 2015 (1-1).

Year	Team	Rush	Yds	Avg	Lg	TD
2009	N.Y. Jets	36	106	2.9	14t	3
2010	N.Y. Jets	30	105	3.5	20	3
2011	N.Y. Jets	37	103	2.8	25	6
2012	N.Y. Jets	22	28	1.3	8	0
2014	Philadelphia	34	87	2.6	15	1
2015	Philadelphia	6	22	3.7	11	0
2016	Dallas	4	-2	-0.5	1	0
NFL totals		169	449	2.7	25	13

POSTSEASON

Year	Team	GP-GS	Att	Cmp	Pct	Yds	Yds/Att	TD	Int	Lg	Sk-Yds	Rating
2009	N.Y. Jets	3-3	68	41	60.3	539	7.9	4	2	80t	1-7	92.7
2010	N.Y. Jets	3-3	89	54	60.7	616	6.9	5	1	58t	3-19	95.5
NFL totals		6-6	157	95	60.5	1,155	7.4	9	3	80t	4-26	94.3

SEASON / CAREER / PLAYOFF HIGHS

	2017	Career	Playoff
Attempts	None	59, vs. NYG (12/24/11)	33, at PIT (1/23/11)
Completions	None	37, at WAS (12/20/14)	20, at PIT (1/23/11)
Passing Yards	None	374, at WAS (12/20/14)	257, at IND (1/24/10)
TD Passes	None	4, vs. BUF (11/27/11)	3, at NE (1/16/11)
Interceptions	None	5, vs. BUF (10/18/09)	1, three times
Longest Completion	None	74t, at DET (11/7/10)	80t, at IND (1/24/10)



2 CAIRO SANTOS

Ht: 5-8

Age: 26

Bears Season: 1

Acquired: Undrafted free agent in 2014 (KC)

Wt: 160

College: Tulane

NFL Season: 4

KICKER

PRO CAREER: In his 4th NFL season, appearing in 52 games with the Kansas City Chiefs (2014-17)... Made 90 of 107 career field goals (84.1%) with a career-long of 53 and 125 of 130 extra points ... Saw action in three postseason contests with Kansas City converting 6 of 6 field goals and 6 of 6 extra points.

2017 SEASON: 3-3 on field goals (long of 39) and 12-12 on PATs with Kansas City Chiefs before being released on 9/30...1-2 on field goals (long of 38) and 2-2 on PATs since joining Chicago Bears.

PREVIOUS SEASONS: 2016: Appeared in 16 games for the Chiefs ... Made 31 of 35 field goals (88.6%) ... Made 36 of 39 PATs and totaled 129 points ... Made a long field goal of 53. **2015:** Appeared in 16 games for the Chiefs ... Made 30 of 37 field goals (81.1%) ... Made 39 of 41 PATs ... Made a long of 53. **2014:** Appeared in 16 games for the Chiefs as a rookie ... Made 25 of 30 field goals (83.3%) ... Made 38 of 38 PATs ... Made a long of 53.

2017 SEASON

Date	W/L	Opp.	PAT	FG	PTS	FGs (Missed)
9/7 [^]	W	at NE	6-6	0-0	6	
9/17 [^]	W	PHI	3-3	2-2	9	34, 39
9/24 [^]	W	at LAC	3-3	1-1	6	34
9/28	L	at GB				NOT WITH TEAM
10/9	L	MIN				NOT WITH TEAM
10/15	W	at BAL				NOT WITH TEAM
10/22	W	CAR				NOT WITH TEAM
10/29	L	at NO				NOT WITH TEAM
11/12	L	GB				NOT WITH TEAM
11/19	L	DET				NOT WITH TEAM
11/26	L	at PHI	0-0	1-2	3	38, (54)
12/3	L	SF	2-2	0-0	2	
12/10		at CIN				
12/16		at DET				
12/24		CLE				
12/31		at MIN				
Totals			14-14	4-5	26	

[^] with KC



CAIRO SANTOS' NFL STATISTICS

REGULAR SEASON

Year	Team	GP	FG-FGA	Pct	Lg	Blk	XP-XPA	Pct	Blk	Points
2014	Kansas City	16	25-30	83.3	53	0	38-38	100.0	0	113
2015	Kansas City	16	30-37	81.1	53	1	39-41	95.1	0	129
2016	Kansas City	16	31-35	88.6	53	0	36-39	92.3	0	129
2017	K.C./Chicago	5	4-5	80.0	39	0	14-14	100.0	0	26
NFL Totals		52	90-107	84.1	53	1	127-132	96.2	0	397

Year	Team	1-19	Pct	20-29	Pct	30-39	Pct	40-49	Pct	50+	Pct
2014	Kansas City	1-1	100.0	10-10	100.0	6-7	85.7	7-10	70.0	1-2	50.0
2015	Kansas City	0-0	-	7-8	87.5	10-10	100.0	9-11	81.8	4-8	50.0
2016	Kansas City	0-0	-	8-9	88.9	15-17	88.2	6-7	85.7	2-2	100.0
2017	K.C./Chicago	0-0	-	0-0	-	4-4	100.0	0-0	-	0-1	0.0
NFL Totals		1-1	100.0	25-27	92.6	35-38	92.1	22-28	78.6	7-13	53.8

POSTSEASON

Year	Team	GP	FG-FGA	Pct	Lg	Blk	XP-XPA	Pct	Blk	Points
2015	Kansas City	2	5-5	100.0	49	0	5-5	100.0	0	20
2016	Kansas City	1	1-1	100.0	48	0	1-1	100.0	0	4
Postseason		3	6-6	100.0	49	0	6-6	100.0	0	24

Year	Team	1-19	Pct	20-29	Pct	30-39	Pct	40-49	Pct	50+	Pct
2015	Kansas City	0-0	-	0-0	-	3-3	100.0	2-2	100.0	0-0	-
2016	Kansas City	0-0	-	0-0	-	0-0	-	1-1	100.0	0-0	-
Postseason		0-0	-	0-0	-	3-3	100.0	3-3	100.0	0-0	-

SEASON / CAREER / PLAYOFF HIGHS

	2017	Career	Playoff
FG Attempts	2, vs. PHI (9/17).....	7, at CIN (10/4/15)	3, at HOU (1/9/16)
Made FGs	2, vs. PHI (9/17).....	7, at CIN (10/4/15)	3, at HOU (1/9/16)
Longest FG	39, vs. PHI (9/17).....	53, 3 times.....	49, at HOU (1/9/16)
PAT Attempts	6, at NE (9/7).....	6, twice.....	3, at HOU (1/9/16)
Made PATs	6, at NE (9/7).....	6, twice.....	3, at HOU (1/9/16)
Points	9, vs. PHI (9/17).....	21, at CIN (10/4/15).....	12, at HOU (1/9/16)



87 ADAM SHAHEEN

Ht: 6-6
Age: 24

Wt: 278
College: Ashland

Acquired: 2nd round of the 2017 draft (45th overall)

TIGHT END

COLLEGE CAREER: Caught 124 passes for 1,755 yards (14.1 avg) and 26 touchdowns in 31 career games at Ashland ... ranks fifth all time in school history in career receptions, 10th in career receiving yards and 2nd in catches in a season ... caught a school record 4 touchdowns vs. Northwood (10/9/16) ... as a junior he led all Division II tight ends in receptions (52) and yards (867) and led all college football tight ends with 16 touchdown receptions, setting an Ashland single-season record in the process ... set a program record his sophomore year with 70 catches, also good for the highest total for any tight end at any NCAA level in 2015 ... earned American Football Coaches Association (AFCA) Division II Coaches' All-America.

2017 SEASON: Appeared in 12 games (seven starts), catching 8 passes for 83 yards (10.4 avg) and 2 touchdowns... Scored touchdown in his first career start, on his first career reception.

2017 CHICAGO BEARS

Date	W/L	Opp.	Rec	Yds	Avg	Long	TD
9/10	L	ATL	0	0	0.0	-	0
9/17	L	at TB	0	0	0.0	-	0
9/24*	W	PIT	1	2	2.0	2t	1
9/28	L	at GB	0	0	0.0	-	0
10/9*	L	MIN	0	0	0.0	-	0
10/15*	W	at BAL	0	0	0.0	-	0
10/22	W	CAR	0	0	0.0	-	0
10/29*	L	at NO	0	0	0.0	-	0
11/12*	L	GB	2	39	19.5	31	0
11/19*	L	DET	4	41	10.3	22	1
11/26*	L	at PHI	1	1	1.0	1	0
12/3	L	SF	0	0	0.0	-	0
12/10		at CIN					
12/16		at DET					
12/24		CLE					
12/31		at MIN					
Totals	2-5		8	83	10.4	31	2

*Denotes Games Started

ADAM SHAHEEN'S NFL STATISTICS

REGULAR SEASON

Year	Team	GP-GS	Rec	Yds	Avg	Lg	TD
2017	Chicago	12-7	8	83	10.4	31	2

SEASON / CAREER / PLAYOFF HIGHS

	2017	Career	Playoff
Receptions	4, vs. DET (11/19)	Same	None
Receiving Yards	41, vs. DET (11/19)	Same	None
Longest Reception	31, vs. GB (11/12)	Same	None
Receivng TDs	1, twice	Same	None



88 DION SIMS

Ht: 6-4**Wt:** 271**Age:** 26**College:** Michigan State**Bears Season:** 1**NFL Season:** 5**Acquired:** Unrestricted free agent 2017 (MIA)

TIGHT END

PRO CAREER: Appeared in 66 games (32 starts) in five seasons with Miami Dolphins (2013-16) and Chicago Bears (2017), catching 85 passes for 814 yards (9.6 avg) and 9 touchdowns... 8 touchdowns in Miami ranked second most by a Dolphins tight end since 2013.

2017 SEASON: Started 10 games, catching 11 passes for 115 yards (10.5 avg) and 1 touchdown... Inactive for Games 9-10.

PREVIOUS SEASONS: 2016: Appeared in 14 games (11 starts) for the Miami Dolphins ... caught 26 passes for 256 yards (9.8 avg) and 4 touchdowns ... ranked 2nd on team in TDs ... 26 receptions and 4 TDs are both career-highs.

2015: Appeared in 13 games (4 starts) for the Dolphins ... caught 18 passes for 127 yards and 1 touchdown ... **2014:** Saw action in 14 games (2 starts) for the Dolphins ... recorded 24 receptions for 284 yards and 2 touchdowns ...

2013: Played in 15 games (5 starts) as a rookie for the Dolphins ... caught 6 passes for 32 yards and 1 touchdown.

2017 CHICAGO BEARS

Date	W/L	Opp.	Rec	Yds	Avg	Long	TD
9/10*	L	ATL	2	31	15.5	22	0
9/17*	L	at TB	0	0	0.0	-	0
9/24*	W	PIT	0	0	0.0	-	0
9/28*	L	at GB	1	8	8.0	8	0
10/9*	L	MIN	1	17	17.0	17	0
10/15*	W	at BAL	2	42	21.0	27t	1
10/22*	W	CAR	0	0	0.0	-	0
10/29*	L	at NO	3	15	5.0	7	0
11/12	L	GB			INACTIVE		
11/19	L	DET			INACTIVE		
11/26*	L	at PHI	1	-3	-3.0	-3	0
12/3*	L	SF	1	5	5.0	5	0
12/10		at CIN					
12/16		at DET					
12/24		CLE					
12/31		at MIN					

Totals 3-6 11 115 10.5 27t 1

*Denotes Games Started

DION SIMS' NFL STATISTICS

REGULAR SEASON

Year	Team	GP-GS	Rec	Yds	Avg	Lg	TD
2013	Miami	15-5	6	32	5.3	8	1
2014	Miami	14-2	24	284	11.8	38	2
2015	Miami	13-4	18	127	7.1	22	1
2016	Miami	14-11	26	256	9.8	28	4
2017	Chicago	10-10	11	115	10.5	27t	1
NFL totals		66-32	85	814	9.6	38	9


ADDITIONAL STATS: Kickoff Returns - 3 for 17 yards: 2011 (2 for 7 yards); 2014 (1 for 10 yards).

SEASON / CAREER / PLAYOFF HIGHS

	2017	Career	Playoff
Receptions	3, at NO (10/29)	4, six times	5, at PIT (1/8/17)
Receiving Yards	42, at BAL (10/15)	58, at NYJ (12/1/14)	34, at PIT (1/8/17)
Longest Reception	27t, at BAL (10/15)	38, at JAX (10/26/14)	17, at PIT (1/8/17)
Receiving TDs	1, at BAL (10/15)	2, at NYJ (12/17)	None



71 JOSH SITTON



Ht: 6-3 **Wt:** 318
Age: 31 **College:** UCF
Bears Season: 2 **NFL Season:** 10
Acquired: Waived FA in 2016 (GB)

OFFENSIVE LINE

PRO CAREER: Appeared in 145 games (135 starts) in 10 seasons with the Green Bay Packers (2008-15) and Chicago Bears (2016-17).

2017 SEASON: Started 11 games at LG, two at RG. Inactive for Game 3.

HONORS AND AWARDS: Pro -Bowl Selection: 2012, 2014, 2015, 2016; 2014 PFWA All-NFL team.

JOSH SITTON'S NFL STATISTICS

REGULAR SEASON

GAMES PLAYED-STARTED - 145-135: 2008 GB (11-2); 2009 GB (16-16); 2010 GB (16-16); 2011 GB (14-14); 2012 GB (16-16); 2013 GB (16-16); 2014 GB (16-16); 2015 GB (16-16); 2016 CHI (13-12); 2017 CHI (11-11).



79 BRADLEY SOWELL

Ht: 6-7 **Wt:** 309
Age: 28 **College:** Mississippi
Bears Season: 1 **NFL Season:** 6
Acquired: Unrestricted free agent signing 2017 (SEA)

OFFENSIVE LINE

PRO CAREER: Appeared in 80 games (21 starts) over 6 seasons with the Indianapolis Colts (2012), Arizona Cardinals (2013-15), Seattle Seahawks (2016) and Chicago Bears (2017)

2017 SEASON: Appeared in 12 games as a reserve.

BRADLEY SOWELL'S NFL STATISTICS

REGULAR SEASON

GAMES PLAYED-STARTED - 80-21: 2012 IND (10-0); 2013 ARI (16-12); 2014 ARI (16-0); 2015 ARI (16-0); 2016 SEA (10-9); 2017 CHI (12-0).

POSTSEASON

GAMES PLAYED-STARTED - 5-0: 2012 IND (1-0); 2014 ARI (1-0); 2015 ARI (2-0); 2016 SEA (1-0).



53 JOHN TIMU

Ht: 6-0 **Wt:** 246
Age: 25 **College:** Washington
Bears Season: 3 **NFL Season:** 3
Acquired: Undrafted free agent in 2015

LINEBACKER

PRO CAREER: In three seasons with the Bears (2015-17), appeared in 24 contests, with 9 starts, collecting 57 tackles, 5 TFLs, 2 fumble recoveries, 2 STTs and 2 pass breakups... Recorded 2 fumble recoveries at Tampa Bay (12/27/15), becoming first Bears rookie with 2 opponent fumble recoveries in a game since LB Bryan Knight (9/22/02).

2017 SEASON: Appeared in 7 games (2 starts), recording 11 tackles, 1 TFL and 1 pass breakup. Inactive for Games 6-8.

PREVIOUS SEASONS: 2016: Appeared in 11 games with 4 starts (Games 3 & 11-13), recording 21 tackles, 3 TFLs and 1 pass breakup... Added 2 STTs with ranked tied for 3rd on the team... Spent the first three weeks of the season on the practice squad. **2015-** Appeared in 7 contests, (Games 1-4, & 14-16), with 3 starts at ILB (Games 14-16)... Recorded 25 tackles, 1 TFL and 2 fumble recoveries... Both fumble recoveries came in Game 15 at TB, becoming first Bears rookie with 2 opponent fumble recoveries in a game since LB Bryan Knight (9/22/02)... In first career start (Game 14 at MIN), led team with 9 tackles, including 1 TFL.

2017 CHICAGO BEARS

Date	W/L	Opponent	Tkls-S	Sk-YL	INT-Yds	PD	FF	FR	TFL
9/10	L	ATL							
9/17	L	at TB							
9/24*	W	PIT	2-1	0-0	0-0	1	0	0	0
9/28	L	at GB	3-2	0-0	0-0	0	0	0	0
10/9*	L	MIN	4-3	0-0	0-0	0	0	0	1
10/15	W	at BAL							
10/22	W	CAR							
10/29	L	at NO							
11/12	L	GB	0-0	0-0	0-0	0	0	0	0
11/19	L	DET	0-0	0-0	0-0	0	0	0	0
11/26	L	at PHI	2-2	0-0	0-0	0	0	0	0
12/3	L	SF	0-0	0-0	0-0	0	0	0	0
12/10		at CIN							
12/16		at DET							
12/24		CLE							
12/31		at MIN							
Totals	1-1		11-8	0-0	0-0	1	0	0	1

*Denotes Game Started

JOHN TIMU'S CAREER STATISTICS

REGULAR SEASON

Year	Team	GP	GS	Tackles				Interceptions				Fumbles			Misc.			
				Tot	S	A	Sk	Yds	No	Yds	Lg	TD	PD	FF	FR	Yds	TFL	STT
2015	Chicago	7	3	25	22	3	0.0	0.0	0	0	-	0	0	0	2	0	1.0	0
2016	Chicago	11	4	21	15	6	0.0	0.0	0	0	-	0	1	0	0	0	3.0	2
2017	Chicago	7	2	11	8	3	0.0	0.0	0	0	-	0	1	0	0	0	1.0	0
NFL totals		25	9	57	45	12	0.0	0.0	0	0	-	0	2	0	2	0	5.0	2

SEASON / CAREER / PLAYOFF HIGHS

	2017	Career	Playoff
Tackles	4, vs. MIN (10/9)	9, twice	None
Solos	3, vs. MIN (10/9)	8, twice	None
Tackles For Loss	1, vs. MIN (10/9)	Same	None
Interceptions	None	None	None
Sacks	None	None	None



59 DANNY TREVATHAN

Ht: 6-1

Wt: 239

Age: 27

College: Kentucky

Bears Season: 2

NFL Season: 6

Acquired: Unrestricted free agent in 2016 (DEN)

LINEBACKER

PRO CAREER: Started 48-of-67 career games in six seasons with the Denver Broncos (2012-15) and the Chicago Bears (2016-17), producing 411 tackles, 6 sacks, 6 interceptions – including 1 returned for a touchdown – 24 pass breakups, 16 TFLs, 3 forced fumbles and 2 fumble recoveries ... led the Broncos in total tackles (275) over his four seasons with the team (2012-15) ... his 125 tackles in 2013 were the most by a Broncos defender since 2007 ... led the Broncos in tackles twice (125 in 2013 & 109 in 2015) ... appeared in seven postseason contests with six starts... collected 46 tackles, 1 pass breakup, 2 TFLs and 1 fumble recovery during the playoffs ... won Super Bowl 50 with the Broncos.

2017 SEASON: Started eight games, recording 63 tackles, 3 sacks, 1 interception, 4 TFLs, 1 fumble recovery and 3 pass breakups... Suspended for game 5... Inactive for Games 9-11.

PREVIOUS SEASONS: 2016: Appeared in 9 games (Games 1-2 & 5-11) with 8 starts (Games 1-2, 5-6 and 8-11) with the Bears, recording 73 tackles, 3 pass breakups, 1 sack and 1 TFL before going on injured reserve. **2015:** Started all 15 games he appeared in for the Super Bowl Champion Denver Broncos ... recorded a team-high 109 tackles, 2 interceptions, 1 interception return for touchdown, 6 pass breakups and 3 TFLs ... started all three of Denver's playoff games, posting a team-high 22 tackles with 1 pass breakup, 1 TFL and 2 fumble recoveries. **2014:** Finished the season with 11 tackles in 3 games (1 start) ... placed on injured reserve December 16 with a knee injury. **2013:** Started 16-of-16 contests for Denver, posting career highs in tackles (125), sacks (2), interceptions (3), pass breakups (10), TFLs (7), forced fumbles (3) and fumble recoveries (1) ... added 4 STTs ... 125 tackles led the Broncos ... appeared in 3 postseason contests, producing 24 tackles and 1 TFL ... made a game-high 12 tackles in Super Bowl XLVIII vs. Seattle (2/2). **2012:** Played in all 16 games for the Broncos as a rookie ... collected 30 tackles, 1 sack, 2 pass breakups and 1 TFL ... added 3 special teams tackles ... finished second among the team's rookies with 30 defensive stops ... saw action in one postseason contest.

2017 CHICAGO BEARS

Date	W/L	Opponent	Tkls-S	Sk-YL	INT-Yds	PD	FF	FR	TFL
9/10*	L	ATL	2-2	0-0	0-0	0	0	0	0
9/17*	L	at TB	4-3	0-0	0-0	1	0	0	0
9/24*	W	PIT	10-8	0-0	0-0	0	0	0	0
9/28*	L	at GB	13-6	0-0	0-0	0	0	0	0
10/9	L	MIN	SUSPENDED						
10/15*	W	at BAL	6-5	1-7	0-0	0	0	1	1
10/22*	W	CAR	4-3	1-7	1-8	2	0	0	1
10/29*	L	at NO	13-9	0-0	0-0	0	0	0	1
11/12	L	GB	INACTIVE						
11/19	L	DET	INACTIVE						
11/26	L	at PHI	INACTIVE						
12/3*	L	SF	11-10	0-0	0-0	0	0	0	1
12/10		at CIN							
12/16		at DET							
12/24		CLE							
12/31		at MIN							
Totals	3-5		63-46	2-14	1-8	3	0	1	4

*Denotes Game Started



DANNY TREVATHAN'S CAREER STATISTICS

REGULAR SEASON

Year	Team	GP	GS	Tackles					Interceptions					Fumbles			Misc.		
				Tot	S	A	Sk	Yds	No	Yds	Lg	TD	PD	FF	FR	Yds	TFL	STT	
2012	Denver	16	0	30	21	9	1.0	0.0	0	0	-	0	2	0	0	0	0	1	3
2013	Denver	16	16	125	85	40	2.0	18.0	3	29	29	0	10	3	1	0	7	4	
2014	Denver	3	1	11	9	2	0.0	0.0	0	0	-	0	0	0	0	0	0	0	
2015	Denver	15	15	109	73	36	0.0	0.0	2	39	25t	1	6	0	0	0	3	0	
2016	Chicago	9	8	73	49	24	1.0	7.0	0	0	-	0	3	0	0	0	1	0	
2017	Chicago	8	8	63	46	17	2.0	14.0	1	8	8	0	3	0	1	0	4	0	
Bears totals		17	16	136	95	41	3.0	21.0	1	8	8	0	6	0	1	0	5	0	
NFL totals		67	48	411	283	128	6.0	39.0	6	74	29	1	24	3	2	0	16	7	

POSTSEASON

Year	Team	GP	GS	Tackles					Interceptions					Fumbles			Misc.	
				Tot	S	A	Sk	Yds	No	Yds	Lg	TD	PD	FF	FR	Yds	TFL	STT
2012	Denver	1	0	0	0	0	0.0	0.0	0	0	-	0	0	0	0	0	0	0
2013	Denver	3	3	24	18	6	0.0	0.0	0	0	-	0	0	0	0	0	1	1
2015	Denver	3	3	22	16	6	0.0	0.0	0	0	-	0	1	0	2	0	1	0
NFL totals		7	6	46	34	12	0.0	0.0	0	0	-	0	1	0	2	0	2	1

SEASON / CAREER / PLAYOFF HIGHS

	2017	Career	Playoff
Tackles	13, twice.....	19, at IND (11/8/15)	12, vs. SEA (2/2/14)
Solos	10, vs. SF (12/3)	Same	8, twice
Tackles For Loss	1, four times	2, at HOU (12/22/13)	1, twice
Interceptions	1, vs. CAR (10/22).....	1, six times	None
Sacks	1, twice	1, six times	None



10

MITCHELL
TRUBISKYHt: 6-3
Age: 23Wt: 222
College: North Carolina

Acquired: 1st round of the 2017 draft (2nd overall)

QUARTERBACK

COLLEGE CAREER: Started 13-of-34 career games for North Carolina, completing 386-of-572 passes (67.5 pct.) for 4,762 yards, 41 touchdowns and 10 interceptions in three seasons of action ... added 439 rushing yards on 120 attempts (3.7 avg) and 8 touchdowns ... as a junior, was a semifinalist for the Davey O'Brien and Maxwell Awards ... finished his career at North Carolina ranked 5th in passing touchdowns (41), 6th in passing yards (4,762) and 7th in total offense (5,201).

2017 SEASON: Active, but did not play in first four games ... made first career start on Monday Night Football (10/9) vs. MIN, becoming the first Bears rookie to start at QB since Kyle Orton in 2005 ... Has completed 106-of-193 passes for 1,237 yards, 5 touchdowns and 4 interceptions ... Carried the ball 29 times for 194 yards (6.7 avg)...Became the first Bears rookie QB to win their first road start since Craig Krenzle in 2004 (vs. BAL 10/15). Also was the second rookie quarterback to win a game in Baltimore since the franchise moved from Cleveland to Baltimore in 1996.

JUNIOR: Started all 13 games in his first season as a starter for the Tar Heels ... set UNC single-season records for passing yards (3,748), passing touchdowns (30) and total offense (4,056) while completing 304-of-477 (68.0) passes on the year ... set the multi-game school record with 30 consecutive completions over two games (last 18 vs. JMU; first 12 vs. Pitt) ... also set the school record for most passing yards in consecutive games with 885 (432 vs. JMU; 453 vs. Pitt) ... added 308 rushing yards on 93 attempts (3.3 avg) and 5 touchdowns ... set career highs with 453 yards and 5 touchdowns with zero interceptions on 35-of-46 passing vs. Pitt ... was named the Walter Camp offensive player of the week for his performance ...threw for 280 yards and 2 touchdowns on 23-of-39 passing vs. Stanford in the Sun Bowl ... named a semifinalist for Davey O'Brien and Maxwell Awards ... finalist for Johnny Unitas Golden Arm Award.

SOPHOMORE: Appeared in 9 games, completing 40-of-47 passes for 555 yards and 6 touchdowns ... added 16 rushes for 101 yards and 3 touchdowns. **FRESHMAN:** Appeared in 12 games, completing 42-of-78 passes for 459 yards, 4 touchdowns and 4 interceptions ... added 11 rushes for 30 yards.

PERSONAL: Named Mr. Football in the state of Ohio by the Associated Press, an annual award given to the top high school player regardless of division ... ranked the No. 19 quarterback in the country by Scout.com ... prepstar All-Midwest Region ... honorable-mention Parade All-America ... member of the ESPN 300 team ... is the most prolific passer in the Greater Cleveland area, becoming the first to pass for more than 9,000 career yards and more than 4,000 yards as a senior ... rated the No. 1 dual-threat quarterback by 247sports.com and the No. 3 player in Ohio ... passed for 4,063 yards as a senior, including 1,593 in four playoff games ... team finished 12-2 and advanced to the state semifinals ... mentor was 30-8 during his three-years the quarterback ... among the top 10 passers in Ohio history with 9,126 yards and 92 touchdowns.



2017 CHICAGO BEARS

Date	W/L	Opp.	Att	Cmp	Yds	Pct.	TD	INT	Lg	Sk/Lst	Rtg
9/10	L	Atl					DID NOT PLAY				
9/27	L	at TB					DID NOT PLAY				
9/24	L	Pit					DID NOT PLAY				
9/28	L	at GB					DID NOT PLAY				
10/9*	L	Min	25	12	128	48.0	1	1	20t	1/7	60.1
10/15*	W	at Bal	16	8	113	50.0	1	0	27t	4/23	94.0
10/22*	W	Car	7	4	107	57.1	0	0	70	4/22	101.8
10/29*	L	at NO	32	14	164	43.8	0	1	45	2/14	46.9
11/12*	L	GB	35	21	297	60.0	1	0	46	5/29	97.0
11/19*	L	Det	30	18	179	60.0	1	0	22	1/3	88.1
11/26*	L	at Phi	33	17	147	51.5	0	2	19	2/13	38.3
12/3*	L	SF	15	12	102	80.0	1	0	21	2/17	117.2
12/10		at Cin									
12/16		at Det									
12/24		Cle									
12/31		at Min									
Totals	2-6		193	106	1,237	55.9	5	4	70	21/128	74.5

MITCHELL TRUBISKY'S NFL STATISTICS

REGULAR SEASON

Year	Team	GP-GS	Att	Cmp	Pct	Yds	Yds/Att	TD	Int	Lg	Sk-Yds	Rating
2017	Chicago	8-8	193	106	55.9	1,237	6.4	5	4	70	21-128	74.5

Record as Starter: 2-6 (.250) - 2017 (2-6).

ADDITIONAL STATS: Fumbles-Lost -- (8-3): 2017 (8-3). Two point conversions-- 1 (rushing).

Year	Team	Rush	Yds	Avg	Lg	TD
2017	Chicago	29	194	6.7	46	0

SEASON / CAREER / PLAYOFF HIGHS

	2017	Career	Playoff
Attempts	35, vs. GB (11/12)	Same	None
Completions	21, vs. GB (11/12)	Same	None
Passing Yards	297, vs. GB (11/12)	Same	None
TD Passes	1, four times	Same	None
Interceptions	2, at PHI (11/26)	Same	None
Longest Completion	70, vs. CAR (10/22)	Same	None
Rushing Attempts	6, vs. DET (11/19)	Same	None
Rushing Yards	53, twice	Same	None
Rushing TDs	None	None	None

MITCHELL TRUBISKY'S COLLEGE STATISTICS

Year	Team	GP-GS	Att	Cmp	Pct	Yds	Yds/Att	TD	Int	Lg
2014	North Carolina	12-0	78	42	53.8	459	5.9	5	4	39
2015	North Carolina	9-0	47	40	85.1	555	11.8	6	0	64
2016	North Carolina	13-13	447	304	68.0	3,748	8.4	30	6	75
Totals		34-13	572	386	67.5	4,762	8.3	41	10	75

Year	Team	Rush	Yds	Avg	Lg	TD
2014	North Carolina	11	30	2.7	16	0
2015	North Carolina	16	101	6.3	35	3
2016	North Carolina	93	308	3.3	39	5
Totals		120	439	3.7	39	8



98 MITCH UNREIN

Ht: 6-4

Wt: 299

Age: 30

College: Wyoming

Bears Season: 2

NFL Season: 7

Acquired: Waived free agent in 2015 (SD)

DEFENSIVE LINE

PRO CAREER: Appeared in 95 games with 25 starts over seven seasons with the Denver Broncos (2011-14), San Diego Chargers (2015) and Chicago Bears (2015-17), recording 143 tackles, 6 TFLs, 3.5 sacks and 1 fumble recovery ... saw action in six postseason contests with Denver, recording 6 tackles and 1 TFL.

2017 SEASON: Appeared in 12 games (nine starts), recording 32 tackles. 2.5 sacks and 3 TFLs.

2017 CHICAGO BEARS

Date	W/L	Opponent	Tkls-S	Sk-YL	INT-Yds	PD	FF	FR	TFL
9/10	L	ATL	3-1	0-0	0-0	0	0	0	0
9/17*	L	at TB	4-3	0-0	0-0	0	0	0	1
9/24*	W	PIT	1-1	0-0	0-0	0	0	0	0
9/28	L	at GB	2-0	0-0	0-0	0	0	0	0
10/9	L	MIN	3-3	0-0	0-0	0	0	0	0
10/15*	W	at BAL	2-2	0-0	0-0	0	0	0	0
10/22*	W	CAR	3-2	0.5-0.5	0-0	0	0	0	0
10/29*	L	at NO	3-3	1-5	0-0	0	0	0	0
11/12*	L	GB	2-2	0-0	0-0	0	0	0	0
11/19*	L	DET	5-4	1-1	0-0	0	0	0	2
11/26*	L	at PHI	3-2	0-0	0-0	0	0	0	0
12/3*	L	SF	1-1	0-0	0-0	0	0	0	0
12/10		at CIN							
12/16		at DET							
12/24		CLE							
12/31		at MIN							
Totals	3-6		32-24	2.5-6.5	0-0	0	0	0	3

*Denotes Game Started

MITCH UNREIN'S NFL STATISTICS

REGULAR SEASON

Year	Team	GP	GS	Tackles					Interceptions					Fumbles			Misc.			
				Tot	S	A	Sk	Yds	No	Yds	Lg	TD	PD	FF	FR	Yds	TFL	STT		
2011	Denver	14	0	7	5	2	0.0	0.0	0	0	-	0	0	0	0	0	0	0	0	1
2012	Denver	16	2	20	12	8	0.0	0.0	0	0	-	0	0	0	0	1	n/a	0	0	0
2013	Denver	16	1	20	15	5	0.0	0.0	0	0	-	0	0	0	0	0	0	0	1	0
2014	Denver	8	0	1	1	0	0.0	0.0	0	0	-	0	0	0	0	0	0	0	0	0
2015	TOTAL	16	4	33	20	13	1.0	6.0	0	0	-	0	0	0	0	0	0	0	2	0
2016	Chicago	13	9	33	17	16	1.0	3.0	0	0	-	0	0	0	0	0	0	0	1	0
2017	Chicago	12	9	32	24	8	2.5	6.5	0	0	-	0	0	0	0	0	0	0	2	0
Bears totals		25	18	65	41	24	3.5	9.5	0	0	-	0	0	0	0	0	0	0	3	0
NFL totals		95	25	146	94	52	4.5	15.5	0	0	-	0	0	0	0	1	0	6	0	1

POSTSEASON

Year	Team	GP	GS	Tackles					Interceptions					Fumbles			Misc.			
				Tot	S	A	Sk	Yds	No	Yds	Lg	TD	PD	FF	FR	Yds	TFL	STT		
2011	Denver	2	0	1	0	1	0	0	0	0	-	0	0	0	0	0	0	0	0	0
2012	Denver	1	0	3	1	2	0	0	0	0	-	0	0	0	0	0	0	0	0	0
2013	Denver	3	0	2	1	1	0	0	0	0	-	0	0	0	0	0	0	0	1	0
NFL Totals		6	0	6	2	4	0	0	0	0	-	0	0	0	0	0	0	0	1	0

SEASON / CAREER / PLAYOFF HIGHS

	2017	Career	Playoff
Tackles	5, vs. DET (11/19)	5, three times	3, vs. BAL (1/12/13)
Solos	4, vs. DET (11/19)	4, twice	1, twice
Sacks	1, twice	1, four times	None
Sack Yards	5, at NO (10/29)	6, vs. WAS (12/13/15)	None



12 MARKUS WHEATON

Ht: 5-11**Wt:** 189**Age:** 26**College:** Oregon State**Bears Season:** 1**NFL Season:** 5**Acquired:** Unrestricted free agent in 2017 (PIT)

WIDE RECEIVER

PRO CAREER: Owns 108 receptions for 1,517 yards (14.0 avg) and 8 touchdowns in 54 games (22 starts) over four NFL seasons with the Pittsburgh Steelers (2013-16) ... set career-highs in receptions (53) in 2014 and receiving yards (749) and touchdowns (5) in 2015.

2017 SEASON: Appeared in seven games as a reserve catching 1 pass for 9 yards (9.0 avg)...Inactive for Games 1-2 & 6 and 6-8.

PREVIOUS SEASONS: 2016: Was limited to four receptions for 51 yards (12.8 avg) and one touchdown in three games (two starts) due to injury with the Pittsburgh Steelers. **2015:** Appeared in 16 games (8 starts) for the Steelers, recording 44 receptions for a career-high 749 yards (17.0 avg) ... also caught a career-high five touchdowns, good for third best on the team. **2014:** Played in 16 games (11 starts) for the Steelers recording a career-high 53 receptions for 644 yards (12.2 avg) and two TDs ... finished fourth on the team in yards and receptions. **2013:** Caught six passes for 64 yards (5.3 avg) as a rookie for the Steelers.

2017 CHICAGO BEARS

Date	W/L	Opp.	Rec	Yds	Avg	Long	TD
9/10	L	ATL			INACTIVE		
9/17	L	at TB			INACTIVE		
9/24	W	PIT	0	0	0.0	-	0
9/28	L	at GB	0	0	0.0	-	0
10/9	L	MIN	1	9	9.0	9	0
10/15	W	at BAL			INACTIVE		
10/22	W	CAR			INACTIVE		
10/29	L	at NO			INACTIVE		
11/12	L	GB	0	0	0.0	-	0
11/19	L	DET	0	0	0.0	-	0
11/26	L	at PHI	0	0	0.0	-	0
12/3	L	SF	0	0	0.0	-	0
12/10		at CIN					
12/16		at DET					
12/24		CLE					
12/31		at MIN					
Totals	0-0		1	9	9.0	9	0


MARKUS WHEATON'S NFL STATISTICS

REGULAR SEASON

Year	Team	GP-GS	Rec	Yds	Avg	Lg	TD	Rush	Yds	Avg	Lg	TD	STT
2013	Pittsburgh	12-1	6	64	10.7	21	0	0	0	0.0	-	0	0
2014	Pittsburgh	16-11	53	644	12.2	47t	2	4	19	4.8	12	0	0
2015	Pittsburgh	16-8	44	749	17.0	72t	5	0	0	0.0	-	0	0
2016	Pittsburgh	3-2	4	51	12.8	30t	1	0	0	0.0	-	0	0
2017	Chicago	7-0	1	9	9.0	-	0	0	0	0.0	-	0	0
NFL totals		54-22	108	1,517	14.0	72t	8	4	19	4.8	12	0	0

SEASON / CAREER / PLAYOFF HIGHS

	2017	Career	Playoff
Receptions.....	1, vs. MIN (10/9).....	9, at SEA (11/29/15).....	None
Receiving Yards.....	9, vs. MIN (10/9).....	201, at SEA (11/29/15).....	None
Longest Reception.....	9, vs. MIN (10/9).....	72t, at SD (10/12/15).....	None
Receiving TDs.....	None.....	1, eight times.....	None



11 KEVIN WHITE

Ht: 6-3

Age: 25

Bears Season: 3

Acquired: 1st round of the 2015 draft (7th overall)

Wt: 216

College: West Virginia

NFL Season: 3

WIDE RECEIVER

PRO CAREER: Started five games in three NFL seasons, catching 21 passes for 193 yards (9.2 avg) ... rushed one time for 9 yards ... spent rookie season on the PUP list.

2017 SEASON: Placed on IR after sustaining an injury in Week one vs. Atlanta ... started in Game 1, catching two passes for six yards.

PREVIOUS SEASONS: 2016: Started the first four games of the season before being placed on Injured Reserve, tallying 19 receptions for 187 yards (9.8 avg) ... rushed once for 9 yards (9.0 avg). **2015:** Spent entire rookie season on the PUP list.

2017 CHICAGO BEARS

Date	W/L	Opp.	Rec	Yds	Avg	Long	TD	
9/10*	L	ATL	2	6	3.0	6	0	
9/17	L	at TB	INJURED RESERVE					
9/24	W	PIT	INJURED RESERVE					
9/28	L	at GB	INJURED RESERVE					
10/9	L	MIN	INJURED RESERVE					
10/15	W	at BAL	INJURED RESERVE					
10/22	W	CAR	INJURED RESERVE					
10/29	L	at NO	INJURED RESERVE					
11/12	L	GB	INJURED RESERVE					
11/19	L	DET	INJURED RESERVE					
11/26	L	at PHI	INJURED RESERVE					
12/3	L	SF	INJURED RESERVE					
12/10		at CIN						
12/16		at DET						
12/24		CLE						
12/31		at MIN						
Totals	0-1		2	6	3.0	-	0	

KEVIN WHITE'S NFL STATISTICS

REGULAR SEASON

Year	Team	GP-GS	Rec	Yds	Avg	Lg	TD	Rush	Yds	Avg	Lg	TD	STT
2016	Chicago	4-4	19	187	9.8	32	0	1	9	9.0	9	0	0
2017	Chicago	1-1	2	6	3.0	6	0	0	0	0.0	-	0	0
Totals		5-5	21	193	9.2	32	0	1	9	9.0	0	0	0

SEASON / CAREER / PLAYOFF HIGHS

	2017	Career	Playoff
Receptions.....	2, vs. ATL (9/10)	6, twice	None
Receiving Yards.....	6, vs. ATL (9/10)	62, at DAL (9/25)	None
Longest Reception.....	6, vs. ATL (9/10)	32, at DAL (9/25)	None
Receiving TDs.....	None	None	None

**65** CODY
WHITEHAIR**Ht:** 6-4**Age:** 25**Bears Season:** 2**Acquired:** 2nd round of the 2016 NFL draft (56th overall)**Wt:** 310**College:** Kansas State**NFL Season:** 2**OFFENSIVE LINE**

PRO CAREER: Enters second NFL season and has started all 28 games at center for the Chicago Bears ... paved the way for rookie Jordan Howard to 1,313 rushing yards (2nd in NFL) ... helped the Bears to the third most passing yards (gross and net) in franchise history.

2017 SEASON: Started 12 games; 10 at C, 1 at LG, 1 at RG.

HONORS AND AWARDS: 2016: PFWA All-Rookie Team

2016 SEASON: Started all 16 games as a rookie for the Chicago Bears ... paved the way for rookie Jordan Howard to 1,313 rushing yards (2nd in NFL) ... helped the Bears to the third most passing yards (gross and net) in franchise history.

CODY WHITEHAIR'S NFL STATISTICS**REGULAR SEASON**

GAMES PLAYED-STARTED - 28-28: 2016 CHI (16-16); 2017 CHI (12-12).



13 KENDALL WRIGHT

Ht: 5-10

Wt: 191

Age: 28

College: Baylor

Bears Season: 1

NFL Season: 6

Acquired: Unrestricted free agent in 2017 (TEN)

WIDE RECEIVER

PRO CAREER: In his sixth NFL season, has appeared in 78 games (43 starts) hauling in 313 receptions for 3,614 yards (11.5 avg) and 19 touchdowns with the Tennessee Titans (2012-16) and Chicago Bears (2017)... Carried the ball 11 times for 90 yards (8.2 avg)... Made his NFL debut September 9, 2012 vs. New England... Recorded his first 1,000 yard receiving season in 2013 under Bears offensive coordinator Dowell Loggains... Tallied 5 career 100+ yard receiving games in his NFL career... Set career-high in yards (1,079) and receptions (94) in 2013.

2017 SEASON: Played in 12 games (two starts), catching 33 passes for 370 yards (11.2 avg) and 1 touchdown.

PREVIOUS SEASONS: 2016: Played 11 games with 4 starts, recording 29 receptions for 416 yards (14.3 avg) and 3 touchdowns ... 48-yard touchdown reception vs. Cleveland (10/16) was the second longest of his career. **2015:** Appeared in 10 contests with 9 starts, hauling in 36 passes for 408 yards (11.3 avg) and 3 touchdowns ... his 52-yard touchdown reception at Tampa Bay (9/13) was the longest of his career. **2014:** Appeared in 14 contests with 11 starts hauling in 57 passes for 715 yards (12.5 avg) and 6 touchdowns. **2013:** Played in all 16 games with 12 starts ... tallied 94 receptions for 1,079 yards (11.5 avg), both career-highs. **2012:** Played in 15 games with five starts as a rookie, hauling in 64 passes for 626 yards (9.8 avg) and 4 touchdowns.

2017 CHICAGO BEARS

Date	W/L	Opp.	Rec	Yds	Avg	Long	TD
9/10	L	ATL	3	34	11.3	16	0
9/17	L	at TB	7	69	9.9	18	0
9/24	W	PIT	0	0	0.0	-	0
9/28*	L	at GB	4	51	12.8	22	1
10/9	L	MIN	4	46	11.5	13	0
10/15	W	at BAL	2	36	18.0	18	0
10/22	W	CAR	0	0	0.0	-	0
10/29	L	at NO	2	23	11.5	13	0
11/12	L	GB	5	46	9.2	12	0
11/19*	L	DET	2	25	12.5	13	0
11/26	L	at PHI	2	15	7.5	9	0
12/3	L	SF	2	25	12.5	14	0
12/10		at CIN					
12/16		at DET					
12/24		CLE					
12/31		at MIN					
Totals 0-2			33	370	11.2	22	1

KENDALL WRIGHT'S NFL STATISTICS

REGULAR SEASON

Year	Team	GP-GS	Rec	Yds	Avg	Lg	TD	Rush	Yds	Avg	Lg	TD
2012	Tennessee	15-5	64	626	9.8	38	4	1	4	4.0	4	0
2013	Tennessee	16-12	94	1,079	11.5	45	2	0	0	-	-	0
2014	Tennessee	14-11	57	715	12.5	48	6	4	54	13.5	38	0
2015	Tennessee	10-9	36	408	11.3	52t	3	5	17	3.4	13	0
2016	Tennessee	11-4	29	416	14.3	48t	3	1	15	15.0	15	0
2017	Chicago	12-2	33	370	11.2	22	1	0	0	0.0	-	0
NFL totals		78-43	313	3,614	11.5	52t	19	11	90	8.2	38	0

SEASON / CAREER / PLAYOFF HIGHS

	2017	Career	Playoff
Receptions.....	7, at TB (9/17)	12, vs. ARI (12/15/13)	None
Receiving Yards.....	69, at TB (9/17)	150, vs. ARI (12/15/13)	None
Longest Reception.....	22, at GB (9/28)	52t, at TB (9/13/15)	None
Receiving TDs.....	1, at GB (9/28)	2, vs. CLE (10/5/14)	None



97 WILLIE YOUNG

Ht: 6-4**Wt:** 258**Age:** 32**College:** North Carolina State**Bears Season:** 4**NFL Season:** 8**Acquired:** Unrestricted free agent in 2014 (DET)

LINEBACKER

PRO CAREER: Enters eighth NFL season, recording 240 tackles, 32 sacks, 1 interception, 15 pass breakups, 31 TFLs, 2 forced fumble and 2 fumble recoveries in 96 career games, including 45 starts, with the Detroit Lions (2010-13) and Chicago Bears (2014-17)... Has recorded 24 sacks in his three seasons as a Bear after recording only 6 during his four seasons in Detroit (2010-13)... 24 sacks over the past three seasons leads the Bears... 10 sacks in 2014 were second most by a Bears player in their first season with the team since sacks became an official stat in 1982 behind Mark Anderson's 12 in 2006... Set a career-high for sacks in a game with 3 at IND (10/9/17).

2017 SEASON: Appeared in four games (two starts), recording 7 tackles, 2 sacks and 2 TFLs. Inactive for game 5... Placed on Injured Reserve on October 10 with a triceps injury.

PREVIOUS SEASONS: 2016: Appeared in 16 games with 12 starts (Games 1-2 & 7-16) recording 59 tackles, 7.5 sacks, 3 TFLs, 2 pass breakups and 1 forced fumble... 7.5 sacks led the team... Recorded a career-high 3 sacks at IND (10/9). **2015:** Appeared in 15 contests (Games 1-2 & 4-16) including 8 starts (Games 5-6, 8-9, 11, 13 & 15-16), collecting 47 tackles, 6.5 sacks (second on the team), 1 interception, 12 TFLs (team-high) and 3 pass breakups... Made first career interception in Game 9 at St. Louis... Became 1-of-3 Bears players with a sack in 5- straight games (Games 9-14) along with Brian Urlacher (2000) and Steve McMichael (1983 & 1991) since sacks became an official NFL statistic in 1982... Inactive Game 3. **2014:** Saw action in 15 games with 8 starts ... made 55 tackles - including 10 sacks and 3 TFLs - his first career forced fumble, 3 pass breakups and 13 QB pressures... His 10 sacks were tied for 15th in the NFL and led the Bears... Had 6 sacks total in the previous 4 NFL seasons (2010-13) with Detroit entering 2014... Finished 2nd in tackles (55), tied for 2nd in PBUs (3), and 3rd in TFLs (3) amongst Bears defensive linemen... Also blocked a field goal on special teams (Week 4 vs. Green Bay)... Placed on injured reserve on December 23 due to an Achilles injury, causing him to miss the season finale. **2013:** Started 15-of-16 games collecting, 47 tackles, 3 sacks, 5 PBUs, 7 TFLs and 2 FRs. Set career-highs in tackles, PBUs, TFLs, and FRs, and tied his career-high in sacks... His 5 PBUs ranked tied for 8th in the NFL amongst defensive linemen. **2012:** Appeared in 16 contests collecting 11 tackles, 1 PBU and 1 TFL. **2011:** In 14 games, notched 14 tackles, 3 sacks, 1 PBU and 3 TFLs.

2017 CHICAGO BEARS

Date	W/L	Opponent	Tkls-S	Sk-YL	INT-Yds	PD	FF	FR	TFL
9/10*	L	ATL	1-1	0-0	0-0	0	0	0	0
9/17	L	at TB	2-2	1-5	0-0	0	0	0	1
9/24	W	PIT	2-1	1-8	0-0	0	0	0	1
9/28*	L	at GB	2-0	0-0	0-0	0	0	0	0
10/9	L	MIN							
10/15	W	at BAL							
10/22	W	CAR							
10/29	L	at NO							
11/12	L	GB							
11/19	L	DET							
11/26	L	at PHI							
12/3	L	SF							
12/10		at CIN							
12/16		at DET							
12/24		CLE							
12/31		at MIN							
Totals	0-2		7-4	2-13	0-0	0	0	0	2

*Denotes Game Started



WILLIE YOUNG'S NFL STATISTICS

REGULAR SEASON

Year	Team	GP	GS	Tackles				Interceptions				Fumbles			Misc.				
				Tot	S	A	Sk	Yds	No	Yds	Lg	TD	PD	FF	FR	Yds	TFL	STT	
2010	Detroit	2	0	0	0	0	0.0	0.0	0	0	-	0	0	0	0	0	0	0.0	0
2011	Detroit	14	0	14	9	5	3.0	19.0	0	0	-	0	1	0	0	0	3.0	0	
2012	Detroit	16	0	11	7	4	0.0	0.0	0	0	-	0	1	0	0	0	1.0	0	
2013	Detroit	16	15	47	29	18	3.0	20.0	0	0	-	0	5	0	2	0	7.0	0	
2014	Chicago	15	8	55	36	19	10.0	65.0	0	0	-	0	3	1	0	0	3.0	0	
2015	Chicago	15	8	47	31	16	6.5	50.0	1	39	39	0	3	0	0	0	12.0	0	
2016	Chicago	16	12	59	36	23	7.5	43.0	0	0	-	0	2	1	0	0	3.0	0	
2017	Chicago	4	3	7	4	3	2.0	13.0	0	0	-	0	0	0	0	0	2.0	0	
Bears totals		50	31	168	107	61	26	171.0	1	39	39	0	8	2	0	0	20.0	0	
NFL totals		98	46	240	152	88	32	210.0	1	39	39	0	15	2	2	0	31.0	0	

POSTSEASON

Year	Team	GP	GS	Tackles				Interceptions				Fumbles			Misc.			
				Tot	S	A	Sk	Yds	No	Yds	Lg	TD	PD	FF	FR	Yds	TFL	STT
2011	Detroit	1	0	2	1	1	1.0	1.0	0	0	-	0	0	1	0	0	0	0

SEASON / CAREER / PLAYOFF HIGHS

	2017	Career	Playoff
Tackles	2, three times	8, three times.....	2, at NO (1/7/12)
Solos	1, twice	7, vs. PHI (9/19)	1, at NO (1/7/12)
Sacks	1, twice	3, at IND (10/9).....	1, at NO (1/7/12)