



2017 MEDIA INFO
FALCONS VS. SAINTS
THURSDAY, DEC. 7, 2017





WEEK 14
ATLANTA FALCONS (7-5)
AT
NEW ORLEANS SAINTS (9-3)
8:25 P.M., THURSDAY, DECEMBER 7, 2017
MERCEDES-BENZ STADIUM, ATLANTA, GA

THURSDAY NIGHT FOOTBALL

The Atlanta Falcons and New Orleans Saints continue their heated rivalry in Week 14 on Thursday Night Football. This will be the 96th regular season matchup between these two division rivals, with the Falcons leading the all-time series 50-45 and gaining wins in their last two meetings. This first meeting between these two franchises will be an important one in the playoff race and the race to win the division.

The last time these two teams met, the Falcons offense rolled in the first half, scoring 35 points on their way to clinching a first-round bye with their 38-32 victory over the New Orleans Saints. In that game, QB Matt Ryan broke the franchise record for most passing yards in a season. He finished the season with 4,944 passing yards, which was second in the NFL in 2016. Ryan went 27-of-36 for 331 yards with four passing touchdowns – all in the first half – and a 139.9 passer rating during the game.

RB Devonta Freeman finished that game with 12 carries for 96 yards and one touchdown. Also during that game, Freeman crossed the 1,000-yard mark for the second-straight season and became the first Falcon running back with back-to-back 1,000 yards rushing season since Michael Turner (2010-11). He's the sixth running back to accomplish that feat in franchise history.

Last week versus the Minnesota Vikings, the Falcons snapped a three-game winning streak, as the Vikings held the team to 10-percent on third down and beat the Falcons 14-9.

The Falcons offense recorded 275 total yards, including 102 yards on the ground and a 4.6 yards per carry average. Ryan went 16-of-29 for 173 yards on the day.

RB Devonta Freeman finished the game with 12 carries for 74 yards and a 6.2 yards per carry average in his first game back.

DT Grady Jarrett ran his sack total to 2.5 on the season. He is now one half sack away from tying his career high – 3.0.

Rookie DE Takk McKinley recorded his fifth sack of the year. His five sacks ties him for the third-most sacks by a rookie in franchise history. His is also tied for the second-most sacks by a rookie this season.

BROADCAST INFORMATION

TELEVISION

Play-by-Play: Mike Tirico
Color Analyst: Cris Collinsworth
Sideline: Heather Cox



Coverage Provided by:
NBC/NFL Network/Amazon

RADIO

Play-by-Play: Wes Durham
Color Analyst: Dave Archer
Sideline: John Michaels



Coverage Provided by:
92.9 The Game

NATIONAL RADIO

Play-by-Play: Ian Eagle
Color Analyst: Tony Boselli



AMAZON PRIME VIDEO TALENT

BRITISH ENGLISH **SPANISH**
Play-By-Play: Derek Rae *Play-By-Play: Armando Quintero*
Analyst: Tommy Smyth *Analyst: Oscar Benítez*

PORTUGUESE
Play-By-Play: Flavio Pereira
Analyst: Nilton Batata

WEEKLY SCHEDULE

Head Coach Dan Quinn will speak to the media at 1:30 p.m. on Monday and at 12:15 p.m. on Tuesday. On Wednesday, Coach Quinn will speak to the media post practice. Listed below are the times of open locker room.

Weekly Media Schedule

Day	Time	Availability
Mon. Dec. 4	5:20 p.m.	*QB Matt Ryan
Tues. Dec. 5	1:45 p.m.	WR Julio Jones
Wed. Dec. 6	11:45 a.m. ^	Yes
Thurs. Dec. 7	Walkthrough	No

*Available post practice
 ^ Practice start time

Brian Cearns
 Director, Football Communications
 BCearns@Falcons.NFL.com - 470.341.4151

Matt Haley
 Football Communications Manager
 MHaley@Falcons.NFL.com - 470.341.4152

Curtis D. Jackson III
 Football Communications Coordinator
 CJackson@Falcons.NFL.com - 470.341.4153

Caleigh Lentz
 Football Communications Assistant
 CLentz@Falcons.NFL.com - 470.341.4154

Morgan Shaw Parker
 Vice President of AMBSE Media Group
 MShawParker@Falcons.NFL.com - 470.341.4150

Graham Reynolds
 Football Communications Seasonal Intern
 Graham.Reynolds@Falcons.NFL.com



GENERAL INFORMATION

2017 SCHEDULE

Falcons 2017 Season Schedule

Preseason (0-4)

Date	Opponent	Time	Network
Aug. 10	at Miami	7:00 p.m.	L, 23-20
Aug. 20	at Pittsburgh	4:00 p.m.	L, 17-13
Aug. 26	Arizona	7:00 p.m.	L, 24-14
Aug. 31	Jacksonville	7:00 p.m.	L, 13-7

Regular Season (7-5)

Date	Opponent	Time	Network
Sept. 10	at Chicago		W, 23-17
Sept. 17	Green Bay		W, 34-23
Sept. 24	at Detroit		W, 30-26
Oct. 1	Buffalo		L, 23-17
Oct. 8	BYE		
Oct. 15	Miami		L, 20-17
Oct. 22	at New England		L, 23-7
Oct. 29	at NYJ		W, 25-20
Nov. 5	at Carolina		L, 20-17
Nov. 12	Dallas		W, 27-7
Nov. 20	at Seattle		W, 34-31
Nov. 26	Tampa Bay*		W, 34-20
Dec. 3	Minnesota*		L, 14-9
Dec. 7	New Orleans*	8:25 p.m.	NBC/ NFLN/Amazon
Dec. 18	at Tampa Bay*	8:30 p.m.	ESPN
Dec. 24	at New Orleans	1:00 p.m.	FOX
Dec. 31	Carolina*	1:00 p.m.	FOX

Playoff Schedule

Wild Card Round: Jan. 6-7
Divisional Round: Jan. 13-14
Conference Championship: Jan. 21
Super Bowl LII: Feb. 4

2017 SEASON LEADERS

Falcons Team Leaders

Passing	Cmp.	Att.	Yds	TDs	INT	Rate
Matt Ryan	260	390	3,057	16	8	95.4

Rushing	Att.	Yds	Avg.	Long	TDs
Devonta Freeman	128	589	4.6	44	5
Tevin Coleman	130	561	4.3	52	5

Receiving	Rec.	Yds	Avg.	Long	TDs
Julio Jones	68	1,063	15.6	53	3
Mohamed Sanu	48	495	10.3	25	4
Austin Hooper	39	438	11.2	88t	3
Taylor Gabriel	29	332	11.4	40t	1

Saints Team Leaders

Passing	Cmp.	Att.	Yds	TDs	INT	Rate
Drew Brees	291	407	3,298	17	5	104.2

Rushing	Att.	Yds	Avg.	Long	TDs
Mark Ingram	180	922	5.1	72	9
Alvin Kamara	86	606	7.0	74t	7

Receiving	Rec.	Yds	Avg.	Long	TDs
Michael Thomas	75	875	11.7	33	3
Tedd Ginn	44	668	15.2	53	3
Alvin Kamara	59	614	10.4	38	4

ALL-TIME RESULTS

All-time Reg. season results: Falcons 50-45
Current Reg. Season Streak: Falcons last two
Last Reg. Season Meeting: '16 Falcons 38-32 (Atl)

Regular Season Results Since 2000

Year	Result	Loc.	Year	Result	Loc.
2000	Saints 21-19	(Atl)	2008	Falcons 34-20	Atl
	Saints 23-7	(NO)		Saints 29-25	NO
2001	Falcons 20-13	(NO)	2009	Saints 35-27	NO
	Saints 28-10	(Atl)		Saints 26-23	Atl
2002	Falcons 37-35	(NO)	2010	Falcons 27-24	OT NO
	Falcons 24-17	(Atl)		Saints 17-14	Atl
2003	Saints 45-17	(Atl)	2011	Saints 26-23	OT Atl
	Saints 23-20	OT (NO)		Saints 45-16	NO
2004	Falcons 24-21	(Atl)	2012	Saints 28-27	NO
	Saints 26-13	(NO)		Falcons 23-13	Atl
2005	Falcons 34-31	(NO)	2013	Saints 23-17	NO
	Falcons 36-17	(Atl)		Saints 17-13	Atl
2006	Saints 23-3	(NO)	2014	Falcons 37-34	OT Atl
	Saints 31-13	(Atl)		Falcons 30-14	NO
2007	Saints 22-16	(NO)	2015	Saints 31-21	NO
	Saints 34-14	(Atl)		Saints 20-17	Atl
2008	Falcons 34-20	(Atl)	2016	Falcons 45-32	NO
	Saints 29-25	(NO)		Falcons 38-32	Atl

NFC STANDINGS

NFC South

Team	Wins	Loss	Tie	Win%	Div	Conf
Saints	9	3	0	.750	3-0	7-2
Panthers	8	4	0	.667	2-2	4-4
Falcons	7	5	0	.583	1-1	6-2
Buccaneers	4	8	0	.333	0-3	2-6

NFC East

Team	Win	Loss	Tie	Win%	Div	Conf
Eagles	10	2	0	.833	4-0	8-1
Cowboys	6	6	0	.500	3-1	5-4
Redskins	5	7	0	.417	1-4	4-6
Giants	2	10	0	.167	0-3	0-8

NFC North

Team	Win	Loss	Tie	Win%	Div	Conf
Vikings	10	2	0	.833	3-1	8-1
Lions	6	6	0	.500	3-1	5-4
Packers	6	6	0	.500	2-2	5-4
Bears	3	9	0	.250	0-4	1-9

NFC West

Team	Wins	Loss	Ties	Win%	Div	Conf
Rams	9	3	0	.750	3-1	6-3
Seahawks	8	4	0	.667	4-0	6-3
Cardinals	5	7	0	.417	2-3	3-6
49ers	2	10	0	.167	0-5	2-9

#QUINNING

"I told the team inside, certainly a difficult loss for us, but one that was as a team. Over the last few weeks, we improved in that way all three phases, so today went right back to that. We knew it was going to be an all-day fight with Minnesota. We expected that coming in, and as the game turned out some missed chances on third down on both sides of the ball were really the factor in this game."

- Falcons Head Coach Dan Quinn after Vikings game



COACHING AND INFO



DAN QUINN

HEAD COACH



SEAN PAYTON

HEAD COACH

COACHING CAPSULE
 Coaching Years in NFL: 15th year
 Falcons Head Coach: 3rd year
 Regular Season: 26-18 (.590)
 Postseason: 2-1 (.666)

COACHING CAPSULE
 Coaching Years in NFL: 19th year
 Saints Head Coach: 11th year
 Regular Season: 103-69 (.599)
 Postseason: 6-4 (.600)

COACH QUINN VS. SAINTS
 Regular Season: 2-2 (.500)
 Postseason: 0-0 (.000)

COACH PAYTON VS. FALCONS
 Regular Season: 15-7 (.681)
 Postseason: 0-0 (.000)

COACHING BACKGROUND

2015-	Falcons	Head Coach
2013-14	Seahawks	Def. Coord.
2011-12	Florida	Def. Coord/Def. Line
2009-10	Seahawks	Def. Line
2007-08	Jets	Def. Line
2005-06	Dolphins	Def. Line
2003-04	49ers	Def. Line
2001-02	49ers	QC Coach
2000	Hofstra	Def. Coord./Def. Line
1996-99	Hofstra	Def. Line
1995	VA Military Inst.	Def. Line
1994	William & Mary	Def. Line

COACHING BACKGROUND

2006-	Saints	Head Coach
2003-05	Cowboys	Asst. HC/QBs
2000-02	NY Giants	Off. Coord.
1999	NY Giants	QBs
1997-98	Eagles	QBs
1996	Illinois	QBs
1994-95	Miami (OH)	Off. Coord.
1992-93	San Diego St.	RBs
1990-91	Indiana St.	QB/WRs
1988-89	San Diego St.	Off. Asst.

TALE OF THE TAPE

2017 Regular Season Statistics Rankings

Falcons		Saints
22.8 (14)	Points/Game	29.4 (3)
365.2 (8)	Total Offense	408.6 (2)
115.6 (11)	Net Rushing Yards/Game	142.6 (3)
249.6 (11)	Net Passing Yards/Game	266.0 (3)
29:03 (25)	Possession Average	31:42 (6)
20.3 (13)	Opponent Points/Game	20.3 (12)
321.0 (8)	Opponent Total Offense	330.1 (12)
113.2 (18)	Opp. Rushing Yards/Game	112.8 (17)
207.8 (7)	Opp. Passing Yards/Game	217.3 (11)
-3 (20t)	Turnover Differential	+3 (13)

**Rankings are from Monday, Nov. 4*

LAST TIME

The Last Time vs. Saints
100-Yard Rusher: Devonta Freeman - 152 (9/26/16)
300-Yard Passer: Matt Ryan - 331 (1/1/17)
100-Yard Receiver: Julio Jones - 149 (1/3/16)

Last Game vs. Saints
Game: Falcons 38-32 (Atlanta)
Passing: M. Ryan 331 yards / D. Brees 350 yards
Rushing: D. Freeman 96 yards / M. Ingram 103 yards
Receiving Yds: J. Jones 96 yards / M. Thomas 156 yards
Receptions: J. Jones 7 rec. / M. Thomas 10
Tackles: 2 Players 6 TT / C. Robertson 7 TT

Falcons Last
100-Yd Rusher: D. Freeman (106) 9/24/17 at Det.
300-Yard Passer: M. Ryan (317) 11/26/17 vs. T.B.
100-Yard Receiver: J. Jones (253) 11/26/17 vs. T.B.

Opponents Last vs. Falcons
100-Yard Rusher: J. Ajayi (130) - Mia 10/15/17
300-Yard Passer: A. Rodgers (343) - G.B. 9/17/17
100-Yard Receiver: R. Anderson (104) - NYJ 10/29/17

FALCONS SUPERLATIVES

Falcons vs. Saints

Single Game Highs
Passing Yards: Matt Ryan - 448 (9/7/14)
Touchdown Passes: 2 Players - 4 (M. Ryan 1/1/17)
Rushing Yards: Gerald Riggs - 202 (9/2/84)
Rushing Touchdowns: 7 Players - 2 (M. Vick 12/12/05)
Receptions: 4 Players - 11 (T. Gonzalez 11/11/12)
Receiving Yards: Terance Mathis - 198 (12/13/98)
Receiving Touchdowns: Alfred Jenkins - 3 (11/1/81)
Longest Rush: Devonta Freeman - 75 (1/1/17)
Longest Reception: Trevor Gaylor - 74t (11/17/02)
Longest Field Goal: Morten Andersen - 55 (10/12/97)

QUICK SLANT

Quinning:
 Head Coach Dan Quinn is tied for the highest win percentage (.628) through a Falcons coach's first 35 games.



ACTIVE STREAKS

Season Streaks

- 6** Matt Ryan: 4,000-
yd seasons
- 4** Julio Jones:
1,000-receiving
yds
- 2** Devonta Freeman:
1,000-rushing
yards
- 2** Devonta Freeman:
1,000-scrimmage
yds

OFFENSIVE RANKINGS

The Falcons offense recorded 275 total yards, including 102 yards on the ground and a 4.6 yards per carry average versus the Minnesota Vikings in Week 13.

OFFENSE

NFL RANKS

YDS/GAME	8th
RUSHING	11th
PASSING	11th
3rd DOWN %	3rd
RED ZONE	14th
PTS/GAME	14th
TIME OF POSSESSION	25:1



GETTING THE YARDS

The Falcons are averaging 6.09 yards per play, which is fourth in the NFL.

Yards Per Play	
Team	Yds/Pl
Saints	6.40
Chiefs	6.21
Patriots	6.11
Falcons	6.09
Rams	5.90

The team is also averaging 4.45 yards per rush, which is eighth in the league.

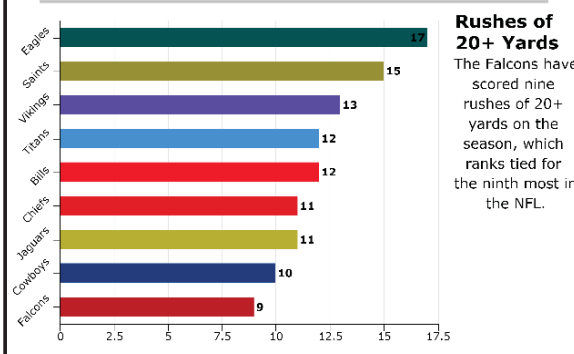
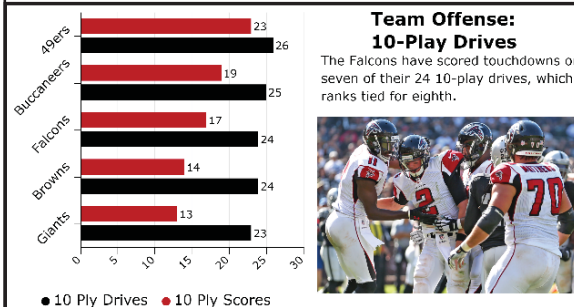
QUICK SLANT

Slashing the Defense

The offense is averaging 7.9 yards per pass attempt, which is sixth in the NFL.

MOVING THE BALL

The Falcons have scored 17 times on their 22 10-play drives, which is tied for the eighth-most scores in the league.



RUNNING THE YARDS UP

The Falcons offense has recorded 174 big plays (plays of 10+ yards) on the season, which ranks fifth in the NFL.

Big Plays	
Team	Big Plays
Eagles	186
Patriots	185
Chargers	181
Buccaneers	176
Falcons	174

CONVERTING

The Falcons are third in the NFL in third down percentage

Team Third Down Pct	
Team	3rd%
Vikings	46.0
Eagles	45.9
Falcons	45.4
Patriots	44.9

It is currently the fourth-highest third down percentage in franchise history.



RECORD BREAKER

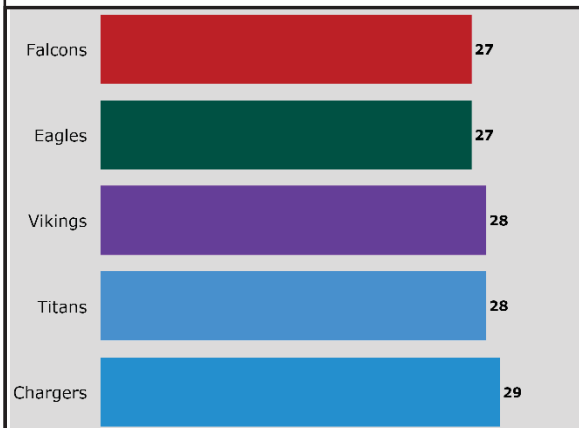
DE Adrian Clayborn set a new franchise record for most sacks in a single game with 6 sacks in Week 10.



Clayborn's six sacks are tied for the second most in a single game in NFL history.

NO DEEP BALLS

The defense has only allowed 27 completions of 20+ yards, which is tied for the lowest mark in the NFL.



NO LONG RUNS

The Falcons have only allowed five rushes of 20+ yards this season, which is tied for the fifth-lowest mark in the league.

Opponent Rushing Plays of 20+ Yds

Team	20+ Yd Runs
Tennessee Titans	1
Minnesota Vikings	2
Jacksonville Jaguars	4
Kansas City Chiefs	4
Atlanta Falcons	5

DEFENSIVE RANKINGS

The defense sacked QB Case Keenum twice in Week 13 and held the Vikings rushing attack to only 3.4 yards per carry.

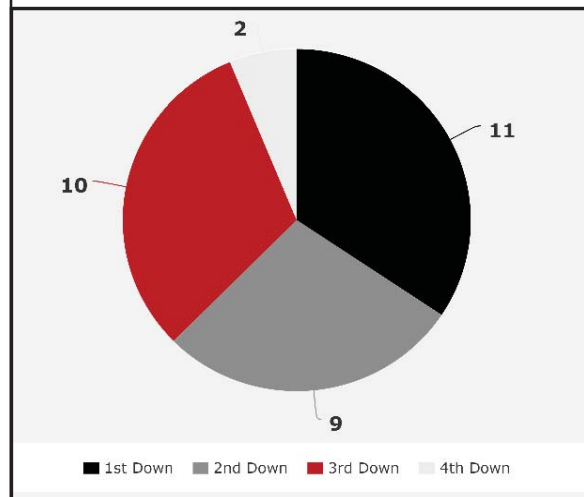
DEFENSE

NFL RANKS



SACKS BY DOWN

The Falcons defense has recorded 32 sacks this season. 11 of those 30 sacks have come on first down, which is tied for the seventh-best mark in the NFL.



2017 DEFENSIVE LEADERS

- **Total Tackles:** Deion Jones (96)
- **Sacks:** Adrian Clayborn (8.0)
- **Forced Fumbles:** 3 Players (2)
- **Opp FR:** D. Trufant/A. Clayborn (2)
- **Pass Deflections:** Robert Alford (15)
- **Interceptions:** Desmond Trufant (2)
- **TFL:** Grady Jarrett (11)
- **QB Hits:** Adrian Clayborn (15)
- **SP Team TKI:** Derrick Coleman (12)
- **Def TDs:** D. Trufant/A. Clayborn (1)



STUFF YOU SHOULD KNOW

RACKING UP THE YARDS

RB Tevin Coleman is averaging 5.3 yards per offensive touch, which is the sixth-best mark among running backs in the NFL.

Yards per Touch		
Player	Yds/Touch	TDs
Alvin Kamara	8.4	11
Kareem Hunt	5.6	6
Alfred Morris	5.6	1
Todd Gurley	5.5	11
Christian McCaffrey	5.4	6
Tevin Coleman	5.3	7

His seven total touchdowns are ranked tied for seventh among running backs.

PUNCHING IT OUT

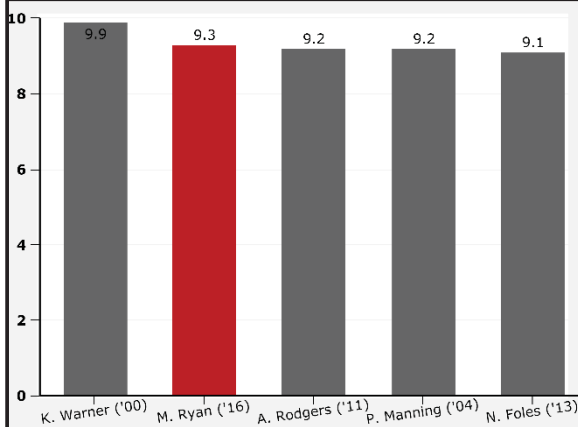
S Keanu Neal forced two fumbles in Week 9. He is one of 12 players this season to force two fumbles in the same game.

Defensive Back FF - First 2 Seasons	
Player	FF
Keanu Neal (2016-17)	7
Dave Whitmore (1990-91)	7
Mark Carrier (1990-91)	6
Mike Doss (2003-04)	6
Walt Harris (1996-97)	6

Neal is also tied for the most forced fumbles (7) in a defensive back's first two seasons in NFL history.

AIRING IT OUT

Matt Ryan averaged a career high 9.3 yards per attempt last season. This total was also the highest mark in the NFL last season.



Ryan is currently averaging 7.8 yards per attempt, which is seventh in the NFL.

RYAN'S 20 FRANCHISE RECORDS

- **40,758** - Most passing yards (career)
- **4,944** - Most passing yards (season, '16)
- **5,454** - Most passes attempted (career)
- **3,548** - Most passes completed (career)
- **651** - Most passes attempted (season, '13)
- **503** - Most passing yards (single game, '16)
- **439** - Most passes completed (season, '13)
- **272** - Consecutive passes w/o an INT - '12
- **256** - Most passing touchdowns (career)
- **155.9** - Highest passer rating (single game, '14)
- **117.1** - Highest passer rating (season, '16)
- **93.8** - Highest passer rating (career)
- **87.5** - Highest completion pct. (single gm, '14)
- **69.9** - Highest completion pct. (season, '16)
- **65.1** - Highest completion pct. (career)
- **38** - Most touchdown passes (season, '16)
- **44** - Most 300-yard games (career)
- **22** - Most consecutive completions ('12)
- **7** - Most 300-yard games (season, '12 & '13)
- **12** - Games w/100+ passer rating (season, '16)

JET JONES

Jones is third in the league with 1,063 receiving yards.

Receiving Yards			
Player	Rec	Yds	Yds/Rec
Antonio Brown	80	1,195	14.9
DeAndre Hopkins	77	1,084	14.1
Julio Jones	68	1,063	15.6
Adam Thielen	74	1,056	14.3
Keenan Allen	77	1,032	13.4

*Stats updated on Mon. Nov. 4th

He is currently averaging 88.6 receiving yards per game.

CLIMBING THE CHARTS

Jones is quickly climbing the franchise records ladder.

Falcons Rec Leaders

Player	Rec.
Roddy White	808
Terance Mathis	573
Julio Jones	565
Andre Rison	423
Tony Gonzalez	409

Jones has pulled in 565 career receptions, which is currently third on the franchise's all-time receiving list.

QUICK SLANT

Moving On Up:

Julio Jones' 8,673 receiving yards is seventh on the NFL's receiving yards active leaders.



MAYOR OF PICK CITY

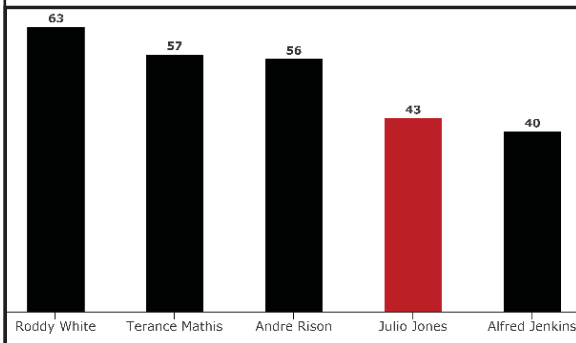
In 2016, CB Robert Alford recorded two interceptions in Week 4 versus the Panthers. Since 2014, Alford is one of five players with three multi-interception games.

Multi-Int Games

Player	Game	Date
Mike Adams	vs. N.E.	11/16/14
	vs. Hou	10/8/15
	vs. Ten	9/28/14
Robert Alford	vs. Bal	10/19/14
	vs. Car	10/2/16
	vs. Was	10/11/15
Marcus Peters	vs. Bal	12/20/15
	vs. NYJ	9/25/16
	vs. Hou	9/18/16
D. Rodgers-Cromartie	vs. Cowboys	10/25/15
	vs. Rams	10/23/16
	vs. Redskins	1/1/17
Richard Sherman	vs. 49ers	11/27/14
	vs. Jets	10/2/16
	vs. Texans	10/29/17

LIVING IN THE END ZONE

Jones has 43 career receiving touchdowns, which is fourth on the franchise's all-time list.



SCORING MACHINE

Devonta Freeman had his eighth multi-touchdown game of his career in Week 2 versus the Packers.

Multi-Touchdown Games

Opponent	TDs	Rush	Rec
vs. 49ers '16	3	3	0
at Cowboys '15	3	3	0
vs. Texans '15	3	3	0
vs. Packers '17	2	2	0
vs. Chiefs '16	2	2	0
vs. Cardinals '16	2	2	0
vs. Packers '16	2	1	1
vs. Saints '15	2	1	1

Freeman has eight multi-touchdown games for his career, and he's recorded back-to-back multi touchdown games twice in his career.

100-YARD GAMES

Julio Jones passed the 100-yard mark for the third time in 2017 in Week 12 versus the Buccaneers.

Most 100-Yd Games

Player	100-Yd Gms
Roddy White	39
Julio Jones	38
Alfred Jenkins	16
Andre Rison	15
Terance Mathis	14

Jones is now one game off the franchise record for most 100-yard games.

HISTORIC PERFORMANCE

Julio Jones' 300 receiving yards he put up against Carolina in Week 4 last season are the fourth most in the Super Bowl era.

Single Game Rec Yds Leaders

Player	Yds
Flipper Anderson, L.A.	336
Calvin Johnson, Det	329
Stephone Paige, KC	309
Julio Jones, Atl	300

Jones is the only player in NFL history to record three 250+ yard receiving games. No other player has more than one.

CONVERTING

The Falcons lead the league in third down percentage.

Team Third Down Pct

Team	3rd%
Falcons	48.1
Vikings	45.6
Eagles	45.5
Patriots	45.1

It is currently the second highest third down percentage in franchise history - converted 48.4-percent in 1983.

ROOKIE SACK LEADERS

Rookie DE Takk McKinley is tied with LB Marcus Cotton for the third-most sacks by a rookie in team history.

Rookie Sacks

Player	INTs
Mike Pitts	7.0
Aundray Bruce	6.0
Takk McKinley	5.0
Marcus Cotton	5.0
Mike Gann	4.5
Vic Beasley Jr.	4.0

His 5.0 sacks are tied for the second-most sacks among rookies this season.

2

MATT RYAN

QUARTERBACK
BOSTON COLLEGE
(10TH YEAR WITH FALCONS)

PRO BOWL
2016
2014
2012
2010



HEIGHT: **6'4"** | WEIGHT: **217** | BIRTHDATE: **5/17/85** | NFL EXP: **10 YRS** | ACQUIRED: **D1a-'08**

RYAN VS. SAINTS

Ryan averages 299.6 yards per game against the Saints and has thrown 30 touchdown passes in 17 career games versus New Orleans.



Matt Ryan

vs. Saints

2014
Week 1 (9/7/14)
Second most passing yards recorded in a Falcons uniform.



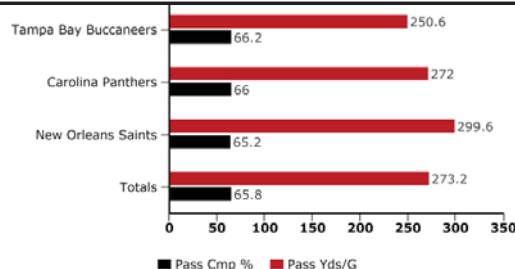
2012
Week 10 (11/11/12)
Highest career passing yards total he's had on the road.

2011
Week 16 (12/26/11)
Threw for 373 yards on the road and completed 65.4-percent of his passes



RYAN VS. NFC SOUTH

Ryan has thrown 89 career touchdown passes versus the NFC South.



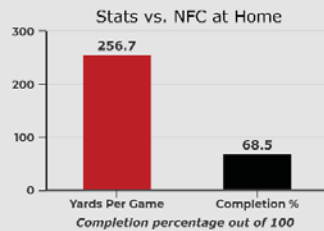
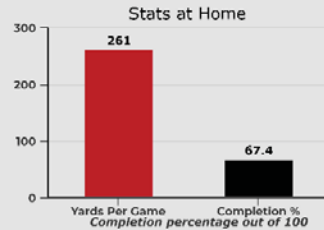
NO PLACE LIKE HOME

Matt Ryan averages 256.7 yards per game in home games versus NFC teams. He has completed 67.6-percent of his passes at home and has thrown 125 touchdowns in home games during his career.

Matt Ryan



Matt Ryan vs. NFC at home



LEADING MAN

Ryan has thrown for more than 300 yards 44 times in his career, including four games with more than 400 yards.

TD Passes '12-'17

Player	TD
Drew Brees	201
Tom Brady	182
Aaron Rodgers	178
Philip Rivers	172
Matt Ryan	161

He has recorded 79 career multi-touchdown games and has led the Falcons to a 25-5 record when he throws for three-or-more touchdowns.

40,000 YARD CLUB

In Week 10, Ryan became the fastest player in NFL history to reach 40,000 passing yards (151 games).

Fastest to 40,000

Player	Games
Matt Ryan	151
Drew Brees	152
Dan Marino	153
Peyton Manning	154



HEIGHT: 6'3" | **WEIGHT:** 220 | **BIRTHDATE:** 2/8/89 | **NFL EXP:** 7 YRS | **ACQUIRED:** D1-'11

CLIMBING THE CHARTS

Jones passed former Falcons receiver Terance Mathis and moved to second on the franchise's all-time receiving yards list in 2016.

Falcons Rec Leaders

Player	Yds
Roddy White	10,611
Julio Jones	8,673
Terance Mathis	7,349
Alfred Jenkins	6,267
Andre Rison	5,633

He passed Mathis in 49 fewer games played - Jones 77 games; Mathis 126 games.

AIMING FOR GREATNESS

Jones broke the 8,000-receiving-yard mark on his second catch of the game in Week 7.

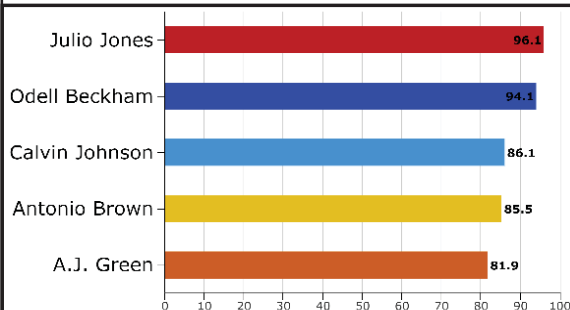
Fastest to 8,000 Rec Yds

Player	Rec Yds	Gms
Lance Alworth	8,067	83
Julio Jones	8,076	85
Randy Moss	8,115	93
Jerry Rice	8,809	94
Calvin Johnson	8,104	95
Torry Holt	8,040	95

It took Jones 85 games to reach the mark, making him the fastest since the NFL/AFL merger to reach 8,000 receiving yards, according to Pro Football Reference.

THE GOAT?

Julio Jones averages 95.3 yards per game for his career, which is first on the NFL's all-time career receiving yards per game list.



Jones recorded the most catches (563) of any player in their first 90 games and his 8,649 career receiving yards were also the most through a players' first 90 games.

HE'S A BEAST

In Week 1, Jones recorded his 500th career reception - tied Anquan Boldin for fastest to 500 career receptions (80 games).



Jones' 501 receptions through 80 games, were the second most in NFL history.

JULIO VS. SAINTS

In 11 career games versus the Saints, Jones has recorded 913 receiving yards and three touchdowns.

149 Most Yards | **83.0** Yards Per Game | **43** Receiving Firstdowns | **5.7** Receptions Per Game

<p>Julio Jones recorded 149 receiving yards vs. the Saints. It's the most receiving yards he's recorded against New Orleans.</p>	<p>Julio Jones averages 83.0 yards per game versus the Saints.</p>	<p>Julio Jones has recorded 43 receptions that have resulted in first downs versus the Saints.</p>	<p>Julio Jones averages 5.7 catches per game versus New Orleans. His career high against the Saints is 9 receptions (1/3/16).</p>
--	--	--	---

7 FRANCHISE RECORDS

- **1,871** - Most rec yds (single season, '15)
- **300** - Most receiving yards in a game
- **182** - Most receiving yards (playoff game)
- **136** - Most receptions (single season, '15)
- **959** - Most receiving yards (rookie)
- **8** - Most touchdown receptions (rookie)
- **9** - Most 100-yd rec gms in a season ('15)

24

DEVONTA FREEMAN

RUNNING BACK

FLORIDA STATE UNIVERSITY

(4TH YEAR WITH FALCONS)

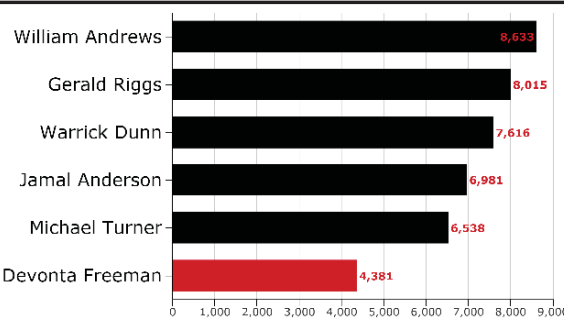




HEIGHT: 5'8" | **WEIGHT:** 206 | **BIRTHDATE:** 3/15/92 | **NFL EXP:** 4 YRS | **ACQUIRED:** D4a-'14

RACKING UP THE YARDS

Freeman now has the sixth-most scrimmage yards by a running back in franchise history (4,381).



Player	Yards
William Andrews	8,633
Gerald Riggs	8,015
Warrick Dunn	7,616
Jamal Anderson	6,981
Michael Turner	6,538
Devonta Freeman	4,381


He has 34 total touchdowns during his career, which is sixth in franchise history as well.

QUICK SLANT

Producing First:
Freeman has recorded 36 rushing first downs, which is the 10th best mark in the league.

EXPLOSIVE

Freeman has a career total of 87 rushes of 10+ yards, which is fourth on the franchise list among running backs.



Player	10+ Yard Rushes
Michael Turner	154
Jamal Anderson	136
Warrick Dunn	123
Devonta Freeman	87
Jerious Norwood	58

FRANCHISE NUMBERS

Freeman has six career receiving touchdowns, tied for the fifth most by a running back in franchise history.

All-Time RB Rec Leaders

Player	TD
William Andrews	11
Justin Griffith	9
Jason Snelling	9
Jamal Anderson	7
Devonta Freeman	6

RB TANDEM

Freeman and Tevin Coleman have teamed up for 200 total yards eight times over the last two seasons. The team is 7-1 when the duo reaches the 200-yard mark.

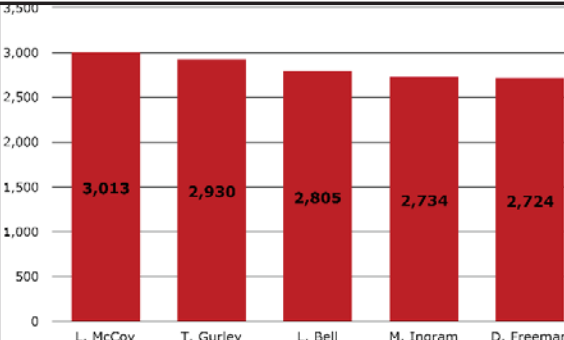
150+ Yard Games

Opp.	Total Yards
@N.O. - '16, W	296
@ Den - '16, W	286
vs. N.O. - '16, W	236
at Det - '17, W	227
@Car - '16, W	223
vs. S.F. - '16, W	221
vs. Buf - '17, L	220
vs. Sea - '16, W	206
vs. S.D. - '16, L	174
@NYJ - '17, W	165
@Oak - '16, W	164
vs. T.B. - '16, L	157
vs. N.E. - '16, L	156
vs. K.C. - '16, L	154

He and Coleman combined for 220 yards in Week 4, which was the second straight game the running back duo has gone for 200+ total yards.

JUMPING ON THE SCENE

Since 2015, Freeman is fifth in the NFL in rushing yards (2,724).



Player	Rushing Yards
L. McCoy	3,013
T. Gurley	2,930
L. Bell	2,805
M. Ingram	2,734
D. Freeman	2,724

His 27 rushing touchdowns since 2015 lead the league during that time period.

QUICK SLANT

Yards on Yards:
Freeman has recorded 3,908 yards from scrimmage since 2015, which is sixth in the NFL during that period.




MATT BRYANT

PLACEMICHER

BAYLOR

(9TH YEAR WITH FALCONS)



HEIGHT: 5'9"

WEIGHT: 203

BIRTHDATE: 5/29/75

NFL EXP: 16 YRS

ACQUIRED: FA-'09

ALL-TIME POINTS LEADERS

Bryant broke Pro Football Hall of Fame K Morten Andersen's franchise record for points scored in week eight of 2016. Bryant broke the record on an extra point in the first quarter following Taylor Gabriel's 47-yard touchdown reception. He now has 992 points.

All-Time Point Leaders

Player	Pts
Matt Bryant	992
Morten Andersen	806
Mick Luckhurst	558
Jay Feely	436
Norm Johnson	395

POINT MAN

Bryant scored 158 points last season, which led all scorers and was a franchise record.

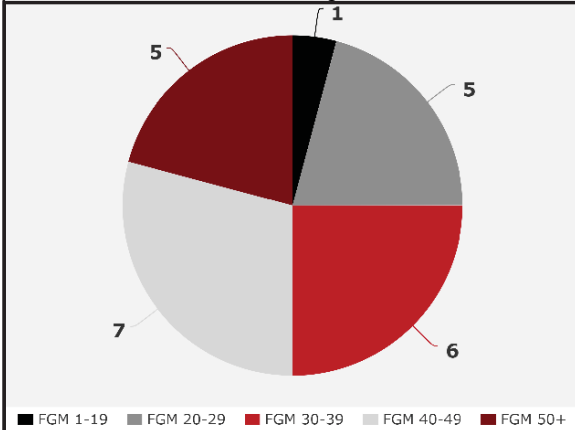
Points Scored Franchise History

Player	Pts
Matt Bryant	158
Matt Bryant	143
Jay Feely	138
Jason Elam	129
Matt Bryant	128

Bryant currently has 100 points on the season, which is seventh in the NFL.

DISTANCE

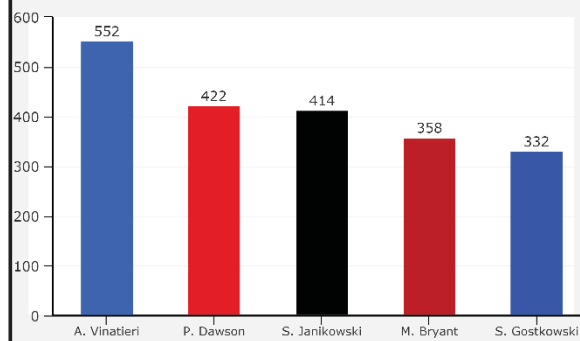
K Matt Bryant went three-of-four versus the Vikings in Week 13, including making one from 47 yards out. He is now 24-of-28 on the year.



He has made 85.7-percent of his field goals this season.

IT'S GOOD

Bryant ranks fourth on the NFL's active field goals made (358).



THROUGH THE UPRIGHTS

Bryant has connected on 24-of-28 field goals this season.

FGs Made from 50+ Yds

Player	FGs
Stephen Hauschka	7
Matt Prater	7
Greg Zuerlein	6
Matt Bryant	5
Jake Elliott	5

Bryant is one of six players that has made five-or-more field goals from 50+ yards this season. His five field goals are ranked tied for fourth in the league.

ACTIVE POINTS LEADERS

Bryant is ranked fourth among the NFL's active scoring leaders.

Active Point Leaders

Player	Pts
Adam Vinatieri	2,461
Sebastian Janikowski	1,799
Phil Dawson	1,771
Matt Bryant	1,587
Stephen Gostkowski	1,579

QUICK SLANT

It's Good:

Bryant has made 85.64-percent of his field goals throughout his career, which is 10th on the NFL's all-time list.


44

VIC BEASLEY JR.

OUTSIDE LINEBACKER

CLEMSON

(3RD YEAR WITH FALCONS)



HEIGHT:
6'3"

WEIGHT:
246

BIRTHDATE:
7/8/92

NFL EXP:
3 YRS

ACQUIRED:
D1-'15

SACK 'EM

Beasley Jr. recorded a career high 3.5 sacks versus the Broncos. He finished with 15.5 sacks on the year in 2016.

Single Gm Sack Leaders

Player	Sacks
Adrian Clayborn '16	6.0
Claude Humphrey (x2)	5.0
Chuck Smith '97	5.0
Claude Humphrey '71	4.0
Vic Beasley Jr. '16	3.5
John Abraham '11	3.5
Chris Doleman '95	3.5

Since 1994, his 3.5 sacks are tied for the third most by a Falcon in a single game - since sacks became an official stat in 1982.

PUNCHING IT OUT

Beasley Jr. forced his first fumble of the year in Week 2 when he sacked Packers QB Aaron Rodgers.

Vic Beasley Jr.		9
Aundray Bruce		8
Michael Boley		6
Tony Casillas		6
Curtis Lofton		6

That was his ninth career forced fumble, which gave him the most forced fumbles through a players first three season in franchise history.

I'LL TAKE THAT

Beasley Jr.'s six forced fumbles on the season were tied for the most in franchise history.

Single Season FF

Player	FF
Vic Beasley Jr., '16	6
John Abraham, '12	6
Keanu Neal, '16	5
Lester Archambeau, '98	5
John Abraham, 06	4

AIMING HIGH

In week 14 in 2016, Beasley Jr. became the first Falcon - and 10th NFL player - with 3+ sacks and a fumble returned for a touchdown in a single game since sacks became official in 1982.



John Abraham ('08)

Vic Beasley Jr. ('16)



John Abraham ('10)

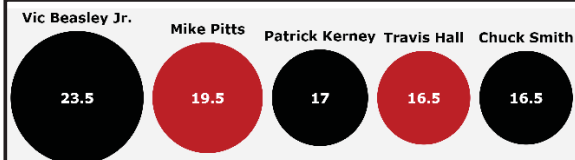
Patrick Kerney ('04)



Beasley Jr. finished the season with 15.5 sacks on the season, one away from the franchise record.

I'M HERE

Vic Beasley Jr. is entering his third season in the NFL. He has recorded 23.5 sacks, which is the franchise record for most sacks through a player's first three years.





MAN BEHIND THE CURTAIN

Since acquiring the Falcons in 2002, Owner & Chairman Arthur M. Blank has raised the bar and level of expectations for the Falcons in constructing a talented and creative team to lead his club both on and off the field.



Since Blank purchased the team, Atlanta has posted a 136-115-1 record, which is the sixth best in the NFC over that span. In the last nine seasons, the Falcons have gone 92-63, which is tied for the fourth-best record in the NFL.

Winning Pct. Since '08

Team	W-L	Pct.
New England	120-36	.769
Pittsburgh	102-53	.658
Green Bay	99-56-1	.638
New Orleans	93-63	.596
Atlanta	92-64	.590
Baltimore	92-64	.590
Denver	90-66	.577
Indianapolis	90-66	.577

Under Blank, the Falcons have posted a .544 winning percentage, better than the .394 winning percentage that the franchise posted in the 35 years prior to Blank's purchase of the team.

Winning Pct. Since '02

Years	W-L	Pct.
2002-16	136-115-1	.541
1966-01	212-327-5	.394

Six of the franchise's 10+ win seasons have come under of the ownership of Blank.

BLANK'S COMMITMENT

At the start of his tenure, Blank made a three-point commitment to Falcons fans which he maintains today as the leader of the franchise.



Put a perennially-winning product on the field.

Under Blank, the Falcons have earned six postseason berths, including a trip to the NFC Championship Game in 2004, 2012 and 2016, three NFC South Division crowns over the last six seasons, and a trip to Super Bowl LI. In 2010 & 2012, the Falcons posted an NFC-best 13-3 record. This season the Falcons are making their second - first under Blank - Super Bowl appearance.



Provide a great game day experience.

Mercedes-Benz Stadium was designed with the fan in mind. It is a reimagined fan experience like none other. We are changing the game for everyone, and this is just the beginning. The goal is to continually evolve the stadium to meet your changing needs.



Have a winning team off the field and in the community.

One of the hallmarks of Blank's philosophy is giving back to the community. The Falcons' community outreach efforts are led by the Atlanta Falcons Youth Foundation (AFYF), the largest team-funded foundation in the NFL. Since 2002, the foundation has awarded more than \$16 million in grants to more than 700 non-profit organizations.



MERCEDES-BENZ STADIUM

Mercedes-Benz Stadium, the finest sports and entertainment facility in the world.

Mercedes-Benz Stadium incorporates the latest in sustainable advancements related to design, construction and operations, becoming a model of healthy environments for healthy bodies.

From Westside Works to the Mercedes-Benz Stadium construction site, the new stadium project is impacting individuals in the local community. Also, Mercedes-Benz Stadium incorporates the latest in sustainable advancements related to design, construction and operations, becoming a model of healthy environments for healthy bodies.

Mercedes-Benz Stadium is designed with functionality and flexibility in mind. The seating capacity can be expanded to up to 75,000 to play host to a potential future Super Bowl or FIFA World Cup, or to up to 83,000 for other events such as the NCAA Final Four.

WESTSIDE WORKS


The Arthur M. Blank Family Foundation, in partnership with Construction Education Foundation of Georgia (CEFGA) and Integrity Community Development Corporation (Integrity CDC) will open Westside Works, a long-term neighborhood improvement program focused on creating employment opportunities and job training for residents of Westside communities.



Westside Works headquarters opened in June at the E.R. Carter School on Joseph E. Lowry Boulevard. For more information visit: www.westsideworks.org.

ATLANTA UNITED FC

We are a football club because we are more than just the team: we are the fans, we are the community, we are Atlanta, taken from the voices of the citizens.



This is our City. This is our Club.

We are Atlanta United FC.



MAN WITH A PLAN

Thomas Dimitroff is entering his 10th year as General Manager of the Atlanta Falcons.

Since being hired in 2008, Dimitroff has selected several franchise cornerstones, including QB Matt Ryan, WR Julio Jones, LT Jake Matthews, CB Desmond Trufant, RB Devonta Freeman, and OLB Vic Beasley Jr.. He has also added key veterans to the roster via free agency and trades like, DT Dontari Poe, C Alex Mack, and G Andy Levitre.

Dimitroff and Head Coach Dan Quinn are entering into the third year of their GM/HC partnership. They have continued to seek and craft a roster that highlights speed and physicality. Dimitroff re-signed core veterans LB LaRoy Reynolds, DT Courtney Upshaw, and S Kemal Ishmael. These players exemplified Quinn's fast and physical motto last season. Dimitroff also went out and added several players this offseason who would add substance to Quinn's program: FB Derrick Coleman, DT Dontari Poe, and WR Andre Roberts.

DEEP DRAFTS

GM Thomas Dimitroff and the Falcons have a successful history of selecting players deep in the draft who go on to become key contributors to the team. In the last eight drafts, Atlanta has witnessed 51 players drafted in the second round or later compete in a combined 1,535 games.

Second Round:

- 2017 - LB Duke Riley
- 2016 - LB Deion Jones
- 2013 - CB Robert Alford

Third Round:

- 2016 - TE Austin Hooper
- 2015 - RB Tevin Coleman

Fourth Round:

- 2016 - LB DeVondre Campbell
- 2015 - WR Justin Hardy
- 2014 - RB Devonta Freeman
- 2013 - TE Levine Toilolo

Fifth Round:

- 2017 - S Damontae Kazee
- 2017 - TE Eric Saubert
- 2015 - DT Grady Jarrett

Sixth Round:

- 2016 - G Wes Schweitzer
- 2011 - P Matt Boshier

Seventh Round:

- 2013 - S Kemal Ishmael

* - Players listed are currently on the Falcons roster.



CB Robert Alford is ranked tied for second in career interceptions among CB who were drafted in 2013

PRO BOWL FINDER

General Manager Thomas Dimitroff has drafted or signed eight current players that have made a Pro Bowl appearance. Those eight players have been to the Pro Bowl a combined 19 times.

Player	Pro Bowls	How Acquired
QB Matt Ryan		'08 - 1 st Rd. (3 rd overall)
WR Julio Jones		'11 - 1 st Rd. (6 th overall)
C Alex Mack		FA '16
DT Dontari Poe		FA '17
RB Devonta Freeman		4 th Rd. (103 rd overall)
CB Desmond Trufant		'13 - 1 st Rd. (22 nd overall)
K Matt Bryant		FA '09
OLB Vic Beasley Jr.		'15 - 1 st Rd. (8 th overall)

AN EYE FOR TALENT

Falcons General Manager Thomas Dimitroff worked his way up the NFL scouting ladder to become one of the NFL's most respected talent evaluators. Since Dimitroff overhauled Atlanta's roster in 2008, Falcons players have earned 29 trips to the Pro Bowl. Players acquired by Dimitroff represent 20 of those 29 trips, while his draft selections have earned seven trips to Hawaii.

Dimitroff's eye for talent extends beyond the NFL Draft to college players who go undrafted, also known as college free agents. The Falcons have five veteran players on their active roster who were originally signed by Atlanta as CFAs, including T Ryan Schraeder, CB Brian Poole, and RB Terron Ward. In addition to those veteran players, LB Jermaine Grace out of Miami was the most recent CFA to make the active roster.

College Free Agents

2016

Player	College
CB Brian Poole	Florida
S S. Neasman	Florida Atlantic

2015

Player	College
RB Terron Ward	Oregon St.

2013

Player	College
T Ryan Schraeder	Valdosta St.

2012

Player	College
LS Josh Harris	Auburn

2017 Atlanta Falcons Alphabetical Roster

#	PLAYER	POS	H	W	Birthdate	EXP	COLLEGE	ACQUIRED	HOMETOWN
23	Alford, Robert	CB	5-10	186	11/1/88	5	Southeastern Louisiana	D2 '13	Hammond, LA
37	Allen, Ricardo	S	5-9	186	12/18/91	3	Purdue	D5a '14	Daytona Beach, FL
44	Beasley Jr., Vic	OLB	6-3	246	7/8/92	3	Clemson	D1 '15	Adairsville, GA
5	Bosher, Matt	P	6-0	208	10/18/87	7	Miami (Fla.)	D6 '11	Jupiter, FL
3	Bryant, Matt	K	5-9	203	5/29/75	16	Baylor	FA '09	Orange, TX
59	Campbell, De'Vondre	LB	6-3	234	7/1/93	2	Minnesota	D4 '16	Fort Myers, FL
99	Clayborn, Adrian	DE	6-3	280	7/6/88	7	Iowa	FA '15	St. Louis, MO
40	Coleman, Derrick	FB	6-0	233	10/18/90	4	UCLA	FA '17	Los Angeles, CA
26	Coleman, Tevin	RB	6-1	210	4/16/93	3	Indiana	D3 '15	Tinley Park, IL
24	Freeman, Devonta	RB	5-8	206	3/15/92	4	Florida State	D4a '14	Miami, FL
18	Gabriel, Taylor	WR	5-8	165	2/17/91	4	Abilene Christian	WA '16	Mesquite, TX
63	Garland, Ben	G	6-5	308	4/6/88	4	Air Force	FA '15	Grand Junction, CO
29	Goodwin, C.J.	CB	6-4	220	2/4/90	2	California (PA)	FA '15	Wheeling, WV
17	Hall, Marvin	WR	5-10	190	4/10/93	1	Washington	FA '17	Los Angeles, CA
14	Hardy, Justin	WR	5-10	192	12/18/91	3	East Carolina	D4 '15	Vanceboro, NC
64	Harlow, Sean	G	6-4	284	3/28/95	R	Oregon State	D4 '17	San Clemente, CA
47	Harris, Josh	LS	6-1	240	4/27/89	6	Auburn	FA '12	Carrollton, GA
81	Hooper, Austin	TE	6-3	254	10/29/94	2	Stanford	D3 '16	San Ramon, CA
36	Ishmael, Kemal	S	6-0	206	5/6/91	5	Central Florida	D7a '13	Miami, FL
97	Jarrett, Grady	DT	6-0	305	4/28/93	3	Clemson	D5 '15	Conyers, GA
45	Jones, Deion	LB	6-1	222	11/4/94	2	Louisiana State	D2 '16	New Orleans, LA
11	Jones, Julio	WR	6-3	220	2/8/89	7	Alabama	D1 '11	Foley, AL
27	Kazee, Damontae	S	5-11	174	6/5/93	R	San Diego State	D5 '17	San Bernardino, CA
67	Levitre, Andy	G	6-2	303	5/15/86	9	Oregon State	TR '15 (Ten)	Santa Cruz, CA
51	Mack, Alex	C	6-4	311	11/19/85	9	California	FA '16	Santa Barbara, CA
70	Matthews, Jake	T	6-5	309	2/11/92	4	Texas A&M	D1 '14	Missouri City, TX
35	McFadden, Leon	CB	5-9	195	10/26/90	4	San Diego State	FA '17	Bellflower, CA
98	McKinley, Takkarist	DE	6-2	250	11/2/95	R	UCLA	D1 '17	Oakland, CA
22	Neal, Keanu	S	6-0	211	7/26/95	2	Florida	D1 '16	Bushnell, FL
20	Neasman, Sharrod	S	5-11	213	10/14/91	2	Florida Atlantic	FA '16	Palmetto, FL
68	Pasztor, Austin	T	6-7	305	11/26/90	5	Virginia	FA '17	Langton, ONT
92	Poe, Dontari	DT	6-3	346	9/18/90	6	Memphis	FA '17	Memphis, TN
34	Poole, Brian	CB	5-9	213	10/20/92	2	Florida	CFA '16	Bradenton, FL
50	Reed, Brooks	DE	6-3	254	2/28/87	7	Arizona	FA '15	Tucson, AZ
53	Reynolds, LaRoy	LB	6-1	240	11/3/90	5	Virginia	FA '16	Norfolk, VA
42	Riley, Duke	LB	6-1	218	8/9/94	R	LSU	D3 '17	Buras, LA
19	Roberts, Andre	WR	5-11	195	1/9/88	8	Citadel	FA '17	Columbia, SC
79	Rubin, Ahtyba	DT	6-2	310	7/25/86	10	Iowa State	FA '17	Pensacola, FL
2	Ryan, Matt	QB	6-4	217	5/17/85	10	Boston College	D1a '08	Exton, PA
74	Sambailo, Ty	T	6-5	311	3/10/92	3	Colorado State	TR '17 (Den)	Watsonville, CA
12	Sanu, Mohamed	WR	6-2	210	8/23/89	6	Rutgers	FA '16	South Brunswick, NJ
85	Saubert, Eric	TE	6-5	253	5/1/94	R	Drake	D5 '17	Hoffman Estates, IL
8	Schaub, Matt	QB	6-6	245	6/25/81	14	Virginia	FA '16	Pittsburgh, PA
73	Schraeder, Ryan	T	6-7	300	5/4/88	5	Valdosta State	FA '13	Wichita, KS
71	Schweitzer, Wes	G	6-4	300	9/11/93	2	San Jose State	D6 '16	Scottsdale, AR
90	Shelby, Derrick	DE	6-2	280	3/4/89	6	Utah	FA '16	Houston, TX
80	Toilolo, Levine	TE	6-8	265	7/30/91	5	Stanford	D4b '13	La Mesa, CA
21	Trufant, Desmond	CB	6-0	190	9/10/90	5	Washington	D1 '13	Tacoma, WA
91	Upshaw, Courtney	DT	6-2	272	12/13/89	6	Alabama	FA '16	Eufaula, AL
28	Ward, Terron	RB	5-7	201	2/15/92	3	Oregon State	FA '15	San Francisco, CA
56	Weatherspoon, Sean	LB	6-2	244	12/29/87	7	Missouri	FA '17	Jasper, TX
15	Williams, Nick	WR	5-10	184	11/23/90	4	Connecticut	FA '16	East Windsor, NJ
33	Wreh-Wilson, Blidi	CB	6-1	190	12/5/89	5	Connecticut	FA '17	Malden, MA

PRACTICE SQUAD

30	Boykins, Jeremy	CB	6-1	183	5/29/95	R	Central Florida	FA '17	Jacksonville, FL
38	Branch, Marcellis	FS	5-11	180	1/19/94	R	Robert Morris	CFA '17	Homestead, FL
76	Brunskill, Daniel	T	6-5	260	1/27/94	R	San Diego State	CFA '17	Valley Center, CA
39	Burton, Deante	CB	6-2	205	7/12/94	R	Kansas State	CFA '17	Manhattan, KS
16	Davis, Reggie	WR	6-0	170	11/22/95	R	Georgia	FA '17	Tallahassee, FL
75	Douglas, Jamil	G	6-4	309	2/28/92	2	Arizona State	FA '17	Compton, CA
89	Gray, Alex	TE	6-4	231	5/1/91	R	Barnard Castle School	FA '17	Bishop Auckland, UK
9	Grayson, Garrett	QB	6-2	220	5/29/91	2	Colorado State	FA '17	Vancouver, WA
77	Ivie, Joey	DL	6-3	301	1/22/95	R	Florida	FA '17	Dade City, FL
55	Jones, J'Terius	DE	6-3	245	11/12/93	R	Miami (OH)	CFA '17	Atlanta, GA
93	Tupou, Taniela	DL	6-1	284	12/13/92	1	Washington	FA '17	Marysville, WA

INJURED RESERVE

95	Crawford, Jack	DL	6-5	274	9/7/88	6	Penn State	FA '17	London, United Kingdom
41	Mauger, Quincy	S	6-0	206	3/4/95	R	Georgia	FA '17	Marietta, GA
	Fuller, Devin	WR	6-0	194	1/29/94	1	UCLA	D7 '16	Norwood, NJ
	Ifedi, Martin	DE	6-3	275	9/4/91	1	Memphis	FA '17	Houston, TX
52	Tripp, Jordan	LB	6-4	236	4/3/91	4	Montana	FA '17	Missoula, MT

PRACTICE SQUAD INJURED

9	Knight, Trevor	QB	6-1	201	10/3/93	R	Texas A&M	FA '17	San Antonio, TX
82	Perkins, Joshua	TE	6-3	223	8/5/93	2	Washington	CFA '16	Cerritos, CA

COACHING STAFF

Dan Quinn (Head Coach), Raheem Morris (Asst. Head Coach/Wide Receivers/Passing Game Coordinator), Steve Sarkisian (Offensive Coordinator), Marquand Manuel (Defensive Coordinator)
 Jesse Ackerman (Head Strength and Conditioning Coach), Keith Armstrong (Special Teams Coordinator), Jonas Beauchemin (Asst. Strength and Conditioning), Kyle Flood (Asst. Offensive Line)
 Bryant Young (Defensive Line), Wade Harman (Tight Ends), Jerome Henderson (Passing Game Coordinator) Bush Hamdan (Quarterbacks), Justin Outten (Offensive Assistant)
 Charlie Jackson (Defensive Assistant), Charlie Weis Jr. (Offensive Assistant), Chris Morgan (Offensive Line), Jess Simpson (Defensive Assistant)
 Doug Mallory (Defensive Backs), Eric Sutulovich (Asst. Special Teams), Keith Carter (Running Backs), Jeff Ulbrich (Linebacker)



OFFENSE

WR 11 Julio Jones	14 Justin Hardy	19 Andre Roberts	
LT 70 Jake Matthews	74 Ty Sambrailo		
LG 67 Andy Levitre	64 Sean Harlow		
C 51 Alex Mack	63 Ben Garland		
RG 71 Wes Schweitzer	63 Ben Garland		
RT 73 Ryan Schraeder	68 Austin Pasztor		
TE 81 Austin Hooper	80 Levine Toilolo	85 Eric Saubert	
WR 12 Mohamed Sanu	18 Taylor Gabriel	17 Marvin Hall	15 Nick Williams
QB 2 Matt Ryan	8 Matt Schaub		
RB 24 Devonta Freeman	26 Tevin Coleman	28 Terron Ward	25 Terrence Magee
FB 40 Derrick Coleman			

DEFENSE

DE 50 Brooks Reed	99 Adrian Clayborn	98 Takk McKinley
DT 92 Dontari Poe	79 Ahtyba Rubin	
DT 97 Grady Jarrett		
DE 91 Courtney Upshaw	90 Derrick Shelby	
LB 44 Vic Beasley Jr.	53 LaRoy Reynolds	
LB 45 Deion Jones	56 Sean Weatherspoon	
LB 59 De'Vondre Campbell	42 Duke Riley	36 Kemal Ishmael
CB 23 Robert Alford	29 C.J. Goodwin	33 Blidi Wreh-Wilson
CB 21 Desmond Trufant	34 Brian Poole	35 Leon McFadden
S 37 Ricardo Allen	27 Damontae Kazee	
S 22 Keanu Neal	20 Sharrod Neasman	

SPECIALISTS

K 3 Matt Bryant	
KO 5 Matt Boshier	
P 5 Matt Boshier	
KR 19 Andre Roberts	14 Justin Hardy
PR 19 Andre Roberts	18 Taylor Gabriel
LS 47 Josh Harris	
H 5 Matt Boshier	

Atlanta Falcons / Week 13 / Through Sunday, December 3, 2017 / Regular Season

Won 7, Lost 5

9/10/2017	W	23- 17	at Chicago Bears
9/17/2017	W	34- 23	Green Bay Packers
9/24/2017	W	30- 26	at Detroit Lions
10/1/2017	L	17- 23	Buffalo Bills
10/15/2017	L	17- 20	Miami Dolphins
10/22/2017	L	7- 23	at New England Patriots
10/29/2017	W	25- 20	at New York Jets
11/5/2017	L	17- 20	at Carolina Panthers
11/12/2017	W	27- 7	Dallas Cowboys
11/20/2017	W	34- 31	at Seattle Seahawks
11/26/2017	W	34- 20	Tampa Bay Buccaneers
12/3/2017	L	9- 14	Minnesota Vikings

Total First Downs	245	253
Rushing	75	81
Passing	152	148
Penalty	18	24
3rd Down: Made/Att	64/141	60/150
3rd Down Pct.	45.4%	40.0%
4th Down: Made/Att	3/11	10/16
4th Down Pct.	27.3%	62.5%
Possession Avg.	29:03	30:58
Total Net Yards	4382	3852
Avg. Per Game	365.2	321.0
Total Plays	719	767
Avg. Per Play	6.1	5.0
Net Yards Rushing	1387	1358
Avg. Per Game	115.6	113.2
Total Rushes	312	314
Net Yards Passing	2995	2494
Avg. Per Game	249.6	207.8
Sacked/Yards Lost	16/113	32/242
Gross Yards	3108	2736
Attempts/Completions	391/261	421/274
Completion Pct.	66.8%	65.1%
Had Intercepted	8	3
Punts/Average	37/45.1	44/47.3
Net Punting Avg.	41.5	42.0
Penalties/Yards	75/672	77/675
Fumbles/Ball Lost	12/5	14/7
Touchdowns	29	25
Rushing	10	8
Passing	17	15
Returns	2	2

Score By Periods	Q1	Q2	Q3	Q4	OT	Pts		
Team	67	97	43	67	0	274		
Opponents	31	91	56	66	0	244		
Scoring	TD	Ru	Pa	Rt	PAT	FG	2Pt	Pts
M.Bryant	0	0	0	0	28/28	24/28	0	100
T.Coleman	7	5	2	0	0/0	0/0	0	42
D.Freeman	5	5	0	0	0/0	0/0	0	30
M.Sanu	4	0	4	0	0/0	0/0	0	24
J.Jones	3	0	3	0	0/0	0/0	0	18
A.Hooper	3	0	3	0	0/0	0/0	0	18
J.Hardy	2	0	2	0	0/0	0/0	0	12
A.Clayborn	1	0	0	1	0/0	0/0	0	6
L.Toilolo	1	0	1	0	0/0	0/0	0	6
D.Trufant	1	0	0	1	0/0	0/0	0	6
T.Gabriel	1	0	1	0	0/0	0/0	0	6
M.Hall	1	0	1	0	0/0	0/0	0	6
Team	29	10	17	2	28/28	24/28	0	274
Opponents	25	8	15	2	23/23	23/27	1	244

2-Pt. Conversions: Team 0/ 1, Opponents: 1/ 2
 Sacks: A.Clayborn 8.0, T.McKinley 5.0, B.Reed 4.0, V.Beasley 4.0, G.Jarrett 2.5, D.Campbell 2.0, D.Poe 1.5, K.Ishmael 1.0, B.Poole 1.0, D.Shelby 1.0, D.Trufant 1.0, D.Jones 1.0 **Team: 32.0, Opponents: 16.0**

Rushing	No.	Yds	Avg	Long	TD
D.Freeman	128	589	4.6	44	5
T.Coleman	130	561	4.3	52	5
M.Ryan	21	93	4.4	16	0
T.Ward	22	89	4.0	17	0
T.Gabriel	5	25	5.0	15	0
J.Jones	1	15	15.0	15	0
D.Coleman	2	8	4.0	5	0
M.Sanu	2	7	3.5	4	0
M.Bosher	1	0	0.0	0	0
Team	312	1387	4.4	52	10
Opponents	314	1358	4.3	46	8

Receiving	No.	Yds	Avg	Long	TD
J.Jones	68	1063	15.6	53	3
M.Sanu	48	495	10.3	25	4
A.Hooper	39	438	11.2	88t	3
T.Gabriel	29	332	11.4	40t	1
T.Coleman	21	245	11.7	39	2
D.Freeman	20	144	7.2	20	0
J.Hardy	15	146	9.7	22	2
L.Toilolo	11	115	10.5	25t	1
N.Williams	3	30	10.0	14	0
M.Hall	2	60	30.0	40t	1
D.Coleman	2	20	10.0	11	0
T.Ward	2	8	4.0	11	0
A.Roberts	1	12	12.0	12	0
Team	261	3108	11.9	88t	17
Opponents	274	2736	10.0	44	15

Interceptions	No.	Yds	Avg	Long	TD
D.Trufant	2	43	21.5	43	0
D.Jones	1	1	1.0	1	0
Team	3	44	14.7	43	0
Opponents	8	188	23.5	40	1

Punting	No	Yds	Avg	Net	TB	In	Lg	B
M.Bosher	37	1668	45.1	41.5	2	14	62	0
Team	37	1668	45.1	41.5	2	14	62	0
Opponents	44	2081	47.3	42.0	5	16	69	0

Punt Returns	Ret	FC	Yds	Avg	Long	TD
A.Roberts	16	13	133	8.3	27	0
Team	16	13	133	8.3	27	0
Opponents	14	15	91	6.5	17	0

Kickoff Returns	No.	Yds	Avg	Long	TD
A.Roberts	30	646	21.5	61	0
B.Garland	1	11	11.0	11	0
Team	31	657	21.2	61	0
Opponents	23	589	25.6	57	0

Field Goals	1-19	20-29	30-39	40-49	50+
M.Bryant	1/ 1	5/ 5	6/ 8	7/ 8	5/ 6
Team	1/ 1	5/ 5	6/ 8	7/ 8	5/ 6
Opponents	0/ 0	5/ 5	7/ 8	6/ 8	5/ 6

Fumbles Lost: M.Ryan 3, A.Roberts 1, T.Ward 1 **Total: 5**
 Opponent Fumble Recoveries: A.Clayborn 2, D.Trufant 2, K.Neal 1, T.McKinley 1, K.Ishmael 1 **Total: 7**

Passing	Att	Cmp	Yds	Cmp%	Yds/Att	TD	TD%	Int	Int%	Long	Sack	Lost	Rating
M.Ryan	390	260	3057	66.7%	7.8	16	4.1%	8	2.1%	88t	16/	113	95.4
M.Sanu	1	1	51	100.0%	51.0	1	100.0%	0	0.0%	51t	0/	0	158.3
Team	391	261	3108	66.8%	7.9	17	4.3%	8	2.0%	88t	16/	113	96.8
Opponents	421	274	2736	65.1%	6.5	15	3.6%	3	0.7%	44	32/	242	92.3

New Orleans Saints / Week 13 / Through Sunday, December 3, 2017 / Regular Season

Won 9, Lost 3

9/11/2017	L	19- 29	at Minnesota Vikings
9/17/2017	L	20- 36	New England Patriots
9/24/2017	W	34- 13	at Carolina Panthers
10/1/2017	W	20- 0	at Miami Dolphins
10/15/2017	W	52- 38	Detroit Lions
10/22/2017	W	26- 17	at Green Bay Packers
10/29/2017	W	20- 12	Chicago Bears
11/5/2017	W	30- 10	Tampa Bay Buccaneers
11/12/2017	W	47- 10	at Buffalo Bills
11/19/2017	W	34- 31	Washington Redskins
11/26/2017	L	20- 26	at Los Angeles Rams
12/3/2017	W	31- 21	Carolina Panthers

Total First Downs	258	220
Rushing	89	66
Passing	153	124
Penalty	16	30
3rd Down: Made/Att	58/149	60/154
3rd Down Pct.	38.9%	39.0%
4th Down: Made/Att	9/11	2/8
4th Down Pct.	81.8%	25.0%
Possession Avg.	31:42	28:18
Total Net Yards	4903	3961
Avg. Per Game	408.6	330.1
Total Plays	766	727
Avg. Per Play	6.4	5.4
Net Yards Rushing	1711	1354
Avg. Per Game	142.6	112.8
Total Rushes	344	293
Net Yards Passing	3192	2607
Avg. Per Game	266.0	217.3
Sacked/Yards Lost	15/106	33/226
Gross Yards	3298	2833
Attempts/Completions	407/291	401/245
Completion Pct.	71.5%	61.1%
Had Intercepted	5	11
Punts/Average	41/48.1	55/44.6
Net Punting Avg.	41.9	40.9
Penalties/Yards	76/720	84/659
Fumbles/Ball Lost	15/7	17/4
Touchdowns	40	27
Rushing	19	7
Passing	17	18
Returns	4	2

Score By Periods	Q1	Q2	Q3	Q4	OT	Pts
Team	77	91	81	101	3	353
Opponents	70	63	40	70	0	243

Scoring	TD	Ru	Pa	Rt	PAT	FG	2Pt	Pts
W.Lutz	0	0	0	0	36/39	25/30	0	111
A.Kamara	11	7	4	0	0/0	0/0	1	68
M.Ingram	9	9	0	0	0/0	0/0	0	54
T.Ginn	3	0	3	0	0/0	0/0	0	18
B.Coleman	3	0	3	0	0/0	0/0	0	18
M.Thomas	3	0	3	0	0/0	0/0	0	18
D.Brees	2	2	0	0	0/0	0/0	0	12
C.Fleener	2	0	2	0	0/0	0/0	0	12
K.Vaccaro	1	0	0	1	0/0	0/0	0	6
J.Hill	1	0	1	0	0/0	0/0	0	6
M.Hoomanawanui	1	0	1	0	0/0	0/0	0	6
C.Jordan	1	0	0	1	0/0	0/0	0	6
J.Hardee	1	0	0	1	0/0	0/0	0	6
T.Edmunds	1	1	0	0	0/0	0/0	0	6
M.Lattimore	1	0	0	1	0/0	0/0	0	6
Team	40	19	17	4	36/39	25/30	1	353
Opponents	27	7	18	2	24/26	19/24	0	243

2-Pt. Conversions: Team 1/ 1, Opponents: 0/ 1
 Sacks: C.Jordan 10.0, A.Okafor 4.5, V.Bell 3.5, H.Kikaha 3.0, A.Klein 2.0, C.Robertson 2.0, T.Hendrickson 2.0, D.Onyemata 1.5,

Rushing	No.	Yds	Avg	Long	TD
M.Ingram	180	922	5.1	72	9
A.Kamara	86	606	7.0	74t	7
A.Peterson	27	81	3.0	11	0
T.Edmunds	9	48	5.3	41t	1
T.Ginn	6	26	4.3	15	0
Z.Line	4	15	3.8	9	0
D.Brees	26	13	0.5	7t	2
T.Lewis	1	8	8.0	8	0
J.Kuhn	1	2	2.0	2	0
C.Daniel	3	-2	-0.7	0	0
J.Hill	1	-8	-8.0	-8	0
Team	344	1711	5.0	74t	19
Opponents	293	1354	4.6	50	7

Receiving	No.	Yds	Avg	Long	TD
M.Thomas	75	875	11.7	33	3
A.Kamara	59	614	10.4	38	4
T.Ginn	44	668	15.2	53	3
M.Ingram	42	255	6.1	25	0
C.Fleener	22	295	13.4	33	2
B.Coleman	18	316	17.6	54	3
J.Hill	10	70	7.0	19	1
T.Lewis	8	86	10.8	52	0
M.Hoomanawanui	6	52	8.7	25	1
W.Snead	5	63	12.6	26	0
A.Peterson	2	4	2.0	3	0
Z.Line	0	0	0	0	0
Team	291	3298	11.3	54	17
Opponents	245	2833	11.6	53t	18

Interceptions	No.	Yds	Avg	Long	TD
K.Vaccaro	3	41	13.7	30	0
M.Lattimore	2	52	26.0	27t	1
P.Williams	2	7	3.5	7	0
S.Rankins	1	27	27.0	27	0
K.Crawley	1	0	0.0	0	0
M.Williams	1	0	0.0	0	0
C.Jordan	1	0	0.0	0	1
Team	11	127	11.5	30	2
Opponents	5	2	0.4	2t	1

Punting	No	Yds	Avg	Net	TB	In	Lg	B
T.Morstead	41	1974	48.1	41.9	2	19	68	0
Team	41	1974	48.1	41.9	2	19	68	0
Opponents	55	2453	44.6	40.9	3	20	61	1

Punt Returns	Ret	FC	Yds	Avg	Long	TD
T.Ginn	19	13	103	5.4	17	0
T.Lewis	4	6	43	10.8	24	0
W.Snead	1	0	0	0.0	0	0
Team	24	19	146	6.1	24	0
Opponents	18	10	216	12.0	74t	1

Kickoff Returns	No.	Yds	Avg	Long	TD
T.Lewis	7	162	23.1	39	0
A.Kamara	5	120	24.0	34	0
T.Ginn	5	56	11.2	17	0
T.Edmunds	3	65	21.7	27	0
W.Snead	1	18	18.0	18	0
J.Kuhn	1	9	9.0	9	0
Team	22	430	19.5	39	0
Opponents	21	540	25.7	46	0

Field Goals	1-19	20-29	30-39	40-49	50+
W.Lutz	0/ 0	8/ 8	3/ 4	10/ 13	4/ 5
Team	0/ 0	8/ 8	3/ 4	10/ 13	4/ 5
Opponents	0/ 0	6/ 6	4/ 4	7/ 8	2/ 6

Fumbles Lost: M.Ingram 3, J.Hill 2, W.Snead 1, A.Kamara 1
Total: 7

Opponent Fumble Recoveries: C.Robertson 2, C.Banjo 1, K.Vaccaro 1
Total: 4

K.Vaccaro 1.5, R.Bush 1.0, S.Rankins 1.0, A.Anzalone 1.0 **Team:**
33.0, Opponents: 15.0

Passing	Att	Cmp	Yds	Cmp%	Yds/Att	TD	TD%	Int	Int%	Long	Sack	Lost	Rating
D.Brees	407	291	3298	71.5%	8.1	17	4.2%	5	1.2%	54	15/	106	104.2
Team	407	291	3298	71.5%	8.1	17	4.2%	5	1.2%	54	15/	106	104.2
Opponents	401	245	2833	61.1%	7.1	18	4.5%	11	2.7%	53t	33/	226	86.0



ATLANTA FALCONS
STAT PACK

DATE	ATL	OPP		
9/10	@CHI	23	17	W 61,857
9/17	GB	34	23	W 70,826
9/24	@DET	30	26	W 63,240
10/1	BUF	17	23	L 71,273
10/15	MIA	17	20	L 70,593
10/22	@NE	7	23	L 65,878
10/29	@NYJ	25	20	W 77,562
11/5	@CAR	17	20	L 74,244
11/12	DAL	7	27	W 73,761
11/20	@SEA	34	31	W 69,026
11/26	TB	34	20	W 71,036
12/3	MIN	9	14	L 71,185
12/7	NO	-	-	-
12/18	@TB	-	-	-
12/24	@NO	-	-	-
12/31	CAR	-	-	-

2016	ATL	OPP
TOTAL FIRST DOWNS	245	253
Rushing	75	81
Passing	152	148
Penalty	18	24
3rd Down: Made/Att	64/141	60/150
3rd Down Pct.	45.4	40.0
4th Down: Made/Att	3/11	10/16
4th Down Pct.	27.3	62.5
POSSESSION AVG.	29:03	30:58
TOTAL NET YARDS	4382	3852
Avg. Per Game	365.2	321.0
Total Plays	719	767
Avg. Per Play	6.1	5.0
NET YARDS RUSHING	1387	1358
Avg. Per Game	115.6	113.2
Total Rushes	312	314
NET YARDS PASSING	2995	2494
Avg. Per Game	249.6	207.8
Sacked/Yards Lost	16/113	32/242
Gross Yards	3108	2736
Att./Completions	391/261	421/274

SCORE/QTR	Q1	Q2	Q3	Q4	OT	PTS
Falcons	67	97	43	67	0	274
Opponents	31	91	56	66	0	244

SCORING TD	Ru	Pa	RT	PAT	FG	2	TP
M.Bryant	0	0	0	28	2824	28	0
T.Coleman	7	5	2	0	0/0	0/0	42
D.Freeman	5	5	0	0	0/0	0/0	30
M.Sanu	4	0	4	0	0/0	0/0	24
J.Jones	3	0	3	0	0/0	0/0	18
A.Hooper	3	0	3	0	0/0	0/0	18
J.Hardy	2	0	2	0	0/0	0/0	12
A.Clayborn	1	0	0	1	0/0	0/0	6
L.Toilolo	1	0	1	0	0/0	0/0	6
D.Trufant	1	0	0	1	0/0	0/0	6
T.Gabriel	1	0	1	0	0/0	0/0	6
M.Hall	1	0	1	0	0/0	0/0	6
Falcons	29	10	17	2	28	2824	28
Opponents	25	8	15	2	23	2323	27

PASSING	ATT	CMP	YDS	CP%	YD/AT	TD	TD%	INT	INT%	LG	SK/YDS	RTG
M.Ryan	390	260	3057	66.7	7.8	16	4.1	8	2.1	88	16/113	95.4
M.Sanu	1	1	51	100.0	51.0	1	100.0	0	0.0	51	0/0	158.3
Falcons	391	261	3108	66.8	7.9	17	4.3	8	2.0	88	16/113	96.8
Opponents	421	274	2736	65.1	6.5	15	3.6	3	0.7	44	32/242	92.3

PUNTING	NO	YDS	AVG	NET	TB	I20	LG	B
M.Bosher	37	1668	45.1	41.5	2	14	62	0
Falcons	37	1668	45.1	41.5	2	14	62	0
Opponents	44	2081	47.3	42.0	5	16	69	0

RUSHING	NO	YDS	AVG	LG	TD
D.Freeman	128	589	4.6	44	5
T.Coleman	130	561	4.3	52	5
M.Ryan	21	93	4.4	16	0
T.Ward	22	89	4.0	17	0
T.Gabriel	5	25	5.0	15	0
J.Jones	1	15	15.0	15	0
D.Coleman	2	8	4.0	5	0
M.Sanu	2	7	3.5	4	0
M.Bosher	1	0	0.0	0	0
Falcons	312	1387	4.4	52	10
Opponents	314	1358	4.3	46	8

INTS	NO	YDS	AVG	LG	TD
D.Trufant	2	43	21.5	43	0
D.Jones	1	1	1.0	1	0
Falcons	3	44	14.7	43	0
Opponents	8	188	23.5	40	1

RECEIVING	NO	YDS	AVG	LG	TD
J.Jones	68	1063	15.6	53	3
M.Sanu	48	495	10.3	25	4
A.Hooper	39	438	11.2	88t	3
T.Gabriel	29	332	11.4	40t	1
T.Coleman	21	245	11.7	39	2
D.Freeman	20	144	7.2	20	0
J.Hardy	15	146	9.7	22	2
L.Toilolo	11	115	10.5	25t	1
N.Williams	3	30	10.0	14	0
M.Hall	2	60	30.0	40t	1
D.Coleman	2	20	10.0	11	0
T.Ward	2	8	4.0	11	0
A.Roberts	1	12	12.0	12	0
Falcons	261	3108	11.9	88t	17
Opponents	274	2736	10.0	44	15

PUNT RET	RET	FC	YDS	AVG	LG	TD
A.Roberts	16	13	133	8.3	27	0
Falcons	16	13	133	8.3	27	0
Opponents	14	15	91	6.5	17	0

KICK RET	NO	YDS	AVG	LG	TD
A.Roberts	30	646	21.5	61	0
B.Garland	1	11	11.0	11	0
Falcons	31	657	21.2	61	0
Opponents	23	589	25.6	57	0

FGs	1-19	20-29	30-39	40-49	50+
M.Bryant	1/1	5/5	6/8	7/8	5/6
Falcons	1/1	5/5	6/8	7/8	5/6
Opponents	0/0	5/5	7/8	6/8	5/6

Sacks: A.Clayborn 8.0, T.McKinley 5.0, B.Reed 4.0, V.Beasley 4.0, G.Jarrett 2.5, D.Campbell 2.0, D.Poe 1.5, K.Ishmael 1.0, B.Poole 1.0, D.Shelby 1.0, D.Trufant 1.0, D.Jones 1.0
Team: 32.0, **Opponents:** 16.0

2-Pt. Conversions:
Team: 0/1, **Opponents:** 1/2

Fumbles Lost:
 Matt Ryan 3
 Andre Roberts 1
 Terron Ward 1

Total: 5

Opponent Fumble Recoveries:
 D.Trufant 2
 A.Clayborn 2
 K.Ishmael 1
 K.Neal 1
 T.McKinley 1

Total: 7

DEFENSIVE STATS

DEFENSIVE TACKLES	T	A	TOTAL TACKLES
Deion Jones	64	32	96
Keanu Neal	65	26	91
De'Vondre Campbell	48	26	74
Robert Alford	44	8	52
Brian Poole	36	13	49
Ricardo Allen	34	12	46
Grady Jarrett	27	17	44
Brooks Reed	16	12	28
Dontari Poe	18	10	28
Desmond Trufant	23	4	27
Derrick Shelby	12	14	26
Vic Beasley Jr.	19	5	24
Duke Riley	9	11	20
Adrian Clayborn	16	2	18
Damontae Kazee	10	7	17
Takk McKinley	13	3	16
Kemal Ishmael	9	6	15
Ahtyba Rubin	4	5	9
C.J. Goodwin	5	0	5
Courtney Upshaw	1	3	4
Jack Crawford	2	1	3
Joe Vellano	1	2	3
Blidi Wreh-Wilson	2	1	3
LaRoy Reynolds	1	1	2
Sharrod Neasman	1	0	1
Sean Weatherspoon	1	0	1
Total	481	221	702

SPECIAL TEAMS TACKLES	T	A	TOTAL TACKLES
Derrick Coleman	10	2	12
Kemal Ishmael	2	5	7
LaRoy Reynolds	3	1	4
C.J. Goodwin	2	1	3
Matt Boshier	1	2	3
Duke Riley	1	2	3
Justin Hardy	1	1	2
Damontae Kazee	2	0	2
Robert Alford	1	1	2
Desmond Trufant	2	0	2
Levine Toilolo	0	2	2
Eric Saubert	1	0	1
Josh Harris	0	1	1
Sharrod Neasman	1	0	1
Ben Garland	1	0	1
Terron Ward	1	0	1
Marvin Hall	1	0	1
Keanu Neal	0	1	1
Brooks Reed	0	1	1
Total	30	20	50

PASSES DEFENSED	PD
Robert Alford	15
Desmond Trufant	10
Deion Jones	6
Brian Poole	4
De'Vondre Campbell	4
Keanu Neal	4
Dontari Poe	2
Adrian Clayborn	1
Takk McKinley	1
Vic Beasley Jr.	1
Blidi Wreh-Wilson	1
Totals	49

QUARTERBACK SACKS	SACKS
Adrian Clayborn	8.0
Takk McKinley	5.0
Vic Beasley Jr.	4.0
Brooks Reed	4.0
Grady Jarrett	2.5
De'Vondre Campbell	2.0
Dontari Poe	1.5
Brian Poole	1.0
Deion Jones	1.0
Derrick Shelby	1.0
Desmond Trufant	1.0
Kemal Ishmael	1.0
Totals	32

TACKLES FOR LOSS	TFL
Grady Jarrett	11
Brooks Reed	6
Vic Beasley	6
Takk McKinley	6
Adrian Clayborn	5
Deion Jones	4
De'Vondre Campbell	3
Dontari Poe	3
Brian Poole	2
Derrick Shelby	2
Desmond Trufant	2
Keanu Neal	1
Kemal Ishmael	1
Ricardo Allen	1
Totals	53

QUARTERBACK HITS	QBH
Adrian Clayborn	15
Takkarist McKinley	9
Grady Jarrett	9
Dontari Poe	8
Brooks Reed	6
De'Vondre Campbell	5
Vic Beasley Jr.	4
Jack Crawford	3
Brian Poole	3
Derrick Shelby	2
Deion Jones	1
Desmond Trufant	1
Ahtyba Rubin	1
Courtney Upshaw	1
Kemal Ishmael	1
Totals	69

TAKEAWAYS

INTERCEPTIONS	INT
Desmond Trufant	2
Deion Jones	1
Total	3

FUMBLE RECOVERIES	FR
Desmond Trufant	3
Adrian Clayborn	2
Keanu Neal	1
Takk McKinley	1
Total	7

FORCED FUMBLES	FF
Keanu Neal	2
Adrian Clayborn	2
Damontae Kazee	1
De'Vondre Campbell	1
Takk McKinley	1
Vic Beasley Jr.	1
Courtney Upshaw	1
Totals	9

TAKEAWAYS	INT	OPP FR	TOTAL
Desmond Trufant	2	2	4
Adrian Clayborn	0	2	2
Kemal Ishmael	0	1	1
Deion Jones	1	0	1
Takk McKinley	0	1	1
Keanu Neal	0	1	1
Total	3	7	10

DEFENSIVE TD	OPP	PLAY	YDS
Adrian Clayborn (Wk 11)	@ Sea	Fum. Ret.	10
Desmond Trufant (Wk 2)	GB	Fum. Ret.	15
Total			25

TURNOVER MARGIN	TA	GA	DIFF.
Baltimore	29	15	+14
Jacksonville	27	15	+12
LA Chargers	21	10	+11
New England	17	8	+9
Philadelphia	22	15	+7
Seattle	19	12	+7
Buffalo	20	14	+6
Kansas City	14	8	+6
LA Rams	21	15	+6
Tampa Bay	21	15	+6
Green Bay	20	15	+5
Minnesota	14	10	+4
New Orleans	15	12	+3
Detroit	19	17	+2
Indianapolis	16	15	+1
Dallas	16	16	0
NY Jets	17	17	0
Pittsburgh	16	16	0
NY Giants	14	15	-1
Atlanta	10	13	-3
Chicago	16	19	-3
Tennessee	16	20	-4
Washington	16	20	-4
Arizona	15	20	-5
San Francisco	13	18	-5
Carolina	11	17	-6
Cincinnati	10	17	-7
Houston	15	23	-8
Oakland	9	17	-8
Miami	13	23	-10
Denver	11	27	-16
Cleveland	11	30	-19
Total	524	524	0
NFL Avg.	16	16	0

GAME 1

SOLDIER FIELD - CHICAGO, IL



23-17



ATLANTA FALCONS

PASSING	ATT	CP	YD	SK	TD	LG	INT	RT
M.Ryan	30	21	321	2/13	1	88	0	116.1
TOTAL	30	21	321	2/13	1	88	0	116.1

RUSHING	ATT	YDS	AVG	LG	TD
D.Freeman	12	37	3.1	6	1
T.Coleman	8	16	2.0	7	0
M.Ryan	3	11	3.7	13	0
TOTAL	23	64	2.8	13	1

RECEIVING	NO	YDS	AVG	LG	TD
M.Sanu	6	47	7.8	15	0
Ju.Jones	4	66	16.5	25	0
T.Coleman	4	42	10.5	20	0
T.Gabriel	3	36	12.0	18	0
A.Hooper	2	128	64.0	88	1
D.Freeman	2	2	1.0	2	0
TOTAL	21	321	15.3	88	1

CHICAGO BEARS

PASSING	ATT	CP	YD	SK	TD	LG	INT	RT
M.Glennon	40	26	213	4/37	1	22	0	86.8
TOTAL	40	26	213	4/37	1	22	0	86.8

RUSHING	ATT	YDS	AVG	LG	TD
T.Cohen	5	66	13.2	46	0
Jo.Howard	13	52	4.0	11	1
M.Burton	1	7	7.0	7	0
TOTAL	19	125	6.6	46	1

RECEIVING	NO	YDS	AVG	LG	TD
T.Cohen	8	47	5.9	19	1
Z.Miller	4	39	9.8	12	0
J.Bellamy	3	27	9.0	14	0
Jo.Howard	3	14	4.7	9	0
D.Sims	2	31	15.5	22	0
K.White	2	6	3.0	6	0
TOTAL	26	213	8.2	22	1

SCORING DRIVES

TEAM	QTR	TIME	SCORING PLAY	ATL	CHI
Falcons	1	7:56	M.Bryant 48 yd. Field Goal (11-62, 7:04)	3	0
Bears	2	14:55	C.Barth 54 yd. Field Goal (10-41, 4:24)	3	3
Falcons	2	4:29	D.Freeman 5 yd. run (M.Bryant kick) (11-83, 6:59)	10	3
Bears	2	0:14	Jo.Howard 4 yd. run (C.Barth kick) (7-75, 4:15)	10	10
Falcons	3	2:10	M.Bryant 28 yd. Field Goal (13-76, 6:29)	13	10
Falcons	4	11:55	A.Hooper 88 yd. pass from M.Ryan (M.Bryant kick) (3-95, 0:59)	20	10
Bears	4	7:26	T.Cohen 19 yd. pass from M.Glennon (C.Barth kick) (9-75, 4:29)	20	17
Falcons	4	3:24	M.Bryant 37 yd. Field Goal (9-56, 4:02)	23	17

GAME 2

MERCEDES-BENZ STADIUM - ATLANTA, GA



34-23



ATLANTA FALCONS

PASSING	ATT	CP	YD	SK	TD	LG	INT	RT
M.Ryan	28	19	252	3/29	1	34	0	108.0
TOTAL	28	19	252	3/29	1	34	0	108.0

RUSHING	ATT	YDS	AVG	LG	TD
D.Freeman	19	84	4.4	17	2
T.Coleman	6	42	7.0	35	0
M.Ryan	1	8	8.0	8	0
T.Gabriel	1	7	7.0	7	0
TOTAL	27	141	5.2	35	2

RECEIVING	NO	YDS	AVG	LG	TD
Ju.Jones	5	108	21.6	34	0
M.Sanu	5	85	17.0	24	0
D.Freeman	2	16	8.0	10	0
T.Gabriel	2	14	7.0	12	0
A.Hooper	2	7	3.5	4	0
T.Coleman	2	3	1.5	3	1
J.Hardy	1	19	19.0	19	0
TOTAL	19	252	13.3	34	1

GREEN BAY PACKERS

PASSING	ATT	CP	YD	SK	TD	LG	INT	RT
A.Rodgers	50	33	343	3/35	2	33t	1	90.7
TOTAL	50	33	343	3/35	2	33t	1	90.7

RUSHING	ATT	YDS	AVG	LG	TD
T.Montgomery	10	35	3.5	7	1
J.Williams	2	6	3.0	4	0
A.Rodgers	2	8	4.0	9	0
R.Cobb	1	10	10.0	10	0
TOTAL	15	59	3.9	10	1

RECEIVING	NO	YDS	AVG	LG	TD
D.Adams	8	99	12.4	33	1
T.Montgomery	6	75	12.5	23	1
R.Cobb	6	60	10.0	18	0
M.Bennett	5	47	9.4	18	0
G.Allison	3	24	8.0	13	0
R.Rodgers	2	22	11.0	14	0
T.Davis	1	9	9.0	9	0
J.Williams	1	5	5.0	5	0
A.Ripkowski	1	2	2.0	2	0
TOTAL	33	343	10.4	33	2

SCORING DRIVES

TEAM	QTR	TIME	SCORING PLAY	GB	ATL
Falcons	1	9:51	D.Freeman 1 yd. run (M.Bryant kick) (9-86, 5:09)	0	7
Packers	1	3:43	T.Montgomery 1 yd. run (M.Crosby kick) (11-75, 6:08)	7	7
Falcons	2	11:10	D.Freeman 2 yd. run (M.Bryant kick) (10-87, 4:12)	7	14
Falcons	2	3:21	M.Bryant 51 yd. Field Goal (7-58, 3:53)	7	17
Falcons	2	0:19	T.Coleman 3 yd. pass from M.Ryan (M.Bryant kick) (4-36, 0:28)	7	24
Falcons	3	14:04	D.Trufant 15 yd. fumble return (M.Bryant kick)	7	31
Packers	3	9:33	M.Crosby 28 yd. Field Goal (11-65, 4:31)	10	31
Falcons	3	4:19	M.Bryant 53 yd. Field Goal (10-40, 5:14)	10	34
Packers	4	12:42	D.Adams 33 yd. pass from A.Rodgers (pass failed) (13-75, 6:37)	16	34
Packers	4	5:51	T.Montgomery 1 yd. pass from A.Rodgers (M.Crosby kick) (8-85, 3:44)	23	34

GAME 3

FORD FIELD - DETROIT, MI



30-26



ATLANTA FALCONS

PASSING	ATT	CP	YD	SK	TD	LG	INT	RT
M.Ryan	35	24	294	2/17	2	40	3	77.6
TOTAL	35	24	294	2/17	2	40	3	77.6

RUSHING	ATT	YDS	AVG	LG	TD
D.Freeman	21	106	5.0	18	1
T.Coleman	6	46	7.7	14	0
M.Ryan	1	-1	-1.0	-1	0
TOTAL	28	151	5.4	18	1

RECEIVING	NO	YDS	AVG	LG	TD
Ju.Jones	7	91	13.0	18	0
T.Gabriel	5	79	15.8	40	1
M.Sanu	4	28	7.0	12	1
T.Coleman	3	43	14.3	27	0
D.Freeman	3	32	10.7	18	0
A.Hooper	1	9	9.0	9	0
A.Roberts	1	12	12.0	12	0
TOTAL	24	294	12.3	40	1

DETROIT LIONS

PASSING	ATT	CP	YD	SK	TD	LG	INT	RT
M.Stafford	45	25	264	2/11	1	29	0	80.2
TOTAL	45	25	264	2/11	1	29	0	80.2

RUSHING	ATT	YDS	AVG	LG	TD
A.Abdullah	14	47	3.4	11	0
M.Stafford	2	19	9.5	11	0
Z.Zenner	3	5	1.7	3	0
TOTAL	19	71	3.7	11	0

RECEIVING	NO	YDS	AVG	LG	TD
G.Tate	7	58	8.3	18	1
T.Riddick	4	38	9.5	16	0
T.Jones	3	63	21.0	29	0
A.Abdullah	3	39	13.0	22	0
M.Jones	3	24	8.0	12	0
K.Golladay	2	25	12.5	13	0
E.Ebron	2	9	4.5	8	0
D.Fells	1	8	8.0	8	0
TOTAL	25	264	10.6	29	1

SCORING DRIVES

TEAM	QTR	TIME	SCORING PLAY	ATL	DET
Falcons	1	8:17	M.Sanu 4 yd. pass from M.Ryan (M.Bryant kick) (12-75, 6:43)	7	0
Falcons	2	12:51	M.Bryant 36 yd. Field Goal (10-53, 5:36)	10	0
Lions	2	10:27	M.Prater 55 yd. Field Goal (6-38, 2:24)	10	3
Falcons	2	5:00	D.Freeman 1 yd. run (M.Bryant kick) (9-64, 5:27)	17	3
Lions	2	1:50	M.Prater 40 yd. Field Goal (9-53, 3:10)	17	6
Lions	2	1:41	G.Quin 37 yd. interception return (M.Prater kick)	17	13
Falcons	2	0:31	M.Bryant 48 yd. Field Goal (7-45, 1:10)	20	13
Falcons	3	11:37	M.Bryant 40 yd. Field Goal (5-19, 1:55)	23	13
Lions	3	4:51	G.Tate 11 yd. pass from M.Stafford (M.Prater kick) (12-75, 6:46)	23	20
Lions	3	1:24	M.Prater 35 yd. Field Goal (4-4, 1:20)	23	23
Falcons	4	14:50	T.Gabriel 40 yd. pass from M.Ryan (M.Bryant kick) (4-75, 1:34)	30	23
Lions	4	11:48	M.Prater 57 yd. Field Goal (8-37, 3:02)	30	26

GAME 4

MERCEDES-BENZ STADIUM - ATLANTA, GA



23-17



BUFFALO BILLS

PASSING	ATT	CP	YD	SK	TD	LG	INT	RT
T.Taylor	20	12	182	3/18	1	44	0	106.7
TOTAL	20	12	182	3/18	1	44	0	106.7

RUSHING	ATT	YDS	AVG	LG	TD
L.McCoy	20	76	3.8	8	0
M.Tolbert	8	31	3.9	8	0
T.Taylor	7	12	1.7	6	0
P.DiMarco	1	-2	-2.0	-2	0
TOTAL	36	117	3.3	8	0

RECEIVING	NO	YDS	AVG	LG	TD
C.Clay	5	112	22.4	44	0
L.McCoy	3	32	10.7	17	0
J.Matthews	2	10	5.0	9	1
Z.Jones	1	18	18.0	18	0
A.Holmes	1	10	10.0	10	0
TOTAL	12	182	15.2	44	1

ATLANTA FALCONS

PASSING	ATT	CP	YD	SK	TD	LG	INT	RT
M.Ryan	42	24	242	1/0	1	39	2	61.8
TOTAL	42	24	242	1/0	1	39	2	61.8

RUSHING	ATT	YDS	AVG	LG	TD
T.Coleman	9	77	8.6	29	0
D.Freeman	18	58	3.2	16	1
M.Ryan	1	8	8.0	8	0
M.Sanu	1	4	4.0	4	0
TOTAL	29	147	5.1	29	11

RECEIVING	NO	YDS	AVG	LG	TD
A.Hooper	5	50	10.0	18	0
T.Coleman	4	65	16.3	39	0
Ju.Jones	3	30	10.0	16	0
N.Williams	3	30	10.0	14	0
L.Toilolo	3	21	7.0	9	0
D.Freeman	2	20	10.0	13	0
J.Hardy	2	12	6.0	9	1
D.Coleman	1	11	11.0	11	0
M.Sanu	1	3	3.0	3	0
TOTAL	24	242	10.1	39	1

SCORING DRIVES

TEAM	QTR	TIME	SCORING PLAY	BUF	ATL
Falcons	2	10:31	M.Bryant 28 yd. Field Goal (6-44, 3:55)	0	3
Bills	2	6:51	J.Matthews 9 yd. pass from T.Taylor (S.Hauschka kick) (8-77, 3:40)	7	3
Falcons	2	0:18	D.Freeman 1 yd. run (M.Bryant kick) (9-78, 3:02)	7	10
Bills	3	10:55	T.White 52 yd. fumble return (S.Hauschka kick)	14	10
Bills	4	12:00	S.Hauschka 24 yd. Field Goal (19-82,11:20)	17	10
Falcons	4	7:00	J.Hardy 3 yd. pass from M.Ryan (M.Bryant kick) (10-75, 5:00)	17	17
Bills	4	4:44	S.Hauschka 56 yd. Field Goal (5-37, 2:16)	20	17
Bills	4	3:06	S.Hauschka 55 yd. Field Goal (4--2, 0:21)	23	17

GAME 5

MERCEDES-BENZ STADIUM - ATLANTA, GA



20-17



MIAMI DOLPHINS

PASSING	ATT	CP	YD	SK	TD	LG	INT	RT
J.Cutler	33	19	151	0/0	2	18	1	76.7
TOTAL	33	19	151	0/0	2	18	1	76.7

RUSHING	ATT	YDS	AVG	LG	TD
J.Ajayi	26	130	5.0	18	0
D.Williams	4	9	2.3	5	0
J.Cutler	1	-1	-1.0	-1	0
TOTAL	31	138	4.5	18	0

RECEIVING	NO	YDS	AVG	LG	TD
J.Landry	8	62	7.8	11	1
K.Stills	4	49	12.3	18	1
J.Thomas	3	22	7.3	12	0
D.Williams	3	14	4.7	7	0
J.Grant	1	4	4.0	4	0
TOTAL	19	151	7.9	18	2

ATLANTA FALCONS

PASSING	ATT	CP	YD	SK	TD	LG	INT	RT
M.Ryan	35	24	248	2/9	140t	1		86.4
TOTAL	35	24	248	2/9	140t	1		86.4

RUSHING	ATT	YDS	AVG	LG	TD
D.Freeman	9	68	7.6	44	0
T.Coleman	9	32	3.6	20	1
M.Bosher	1	0	0.0	0	0
TOTAL	19	100	5.3	44	1

RECEIVING	NO	YDS	AVG	LG	TD
A.Hooper	7	48	6.9	11	0
Ju.Jones	6	72	12.0	18	0
T.Gabriel	4	39	9.8	13	0
J.Hardy	3	34	11.3	22	0
D.Freeman	2	11	5.5	11	0
M.Hall	1	40	40.0	40t	1
T.Coleman	1	4	4.0	4	0
TOTAL	24	248	10.3	40t	1

SCORING DRIVES

TEAM	QTR	TIME	SCORING PLAY	MIA	ATL
Falcons	1	9:41	M.Bryant 50 yd. Field Goal (11-43, 5:19)	0	3
Falcons	1	1:51	M.Hall 40 yd. pass from M.Ryan (M.Bryant kick) (9-90, 4:49)	0	10
Falcons	2	5:29	T.Coleman 6 yd. run (M.Bryant kick) (5-61, 2:23)	0	17
Dolphins	3	6:17	K.Stills 11 yd. pass from J.Cutler (C.Parkey kick) (15-75, 8:43)	7	17
Dolphins	3	1:32	J.Landry 7 yd. pass from J.Cutler (C.Parkey kick) (5-51, 2:30)	14	17
Dolphins	4	8:34	C.Parkey 49 yd. Field Goal (8-21, 3:08)	17	17
Dolphins	4	2:30	C.Parkey 38 yd. Field Goal (10-46, 4:30)	20	17

GAME 6

GILLETTE STADIUM - FOXBOURGH, MA



23-7



NEW ENGLAND PATRIOTS

PASSING	ATT	CP	YD	SK	TD	LG	INT	RT
T.Brady	29	21	249	2/8	2	30	0	121.2
TOTAL	29	21	249	2/8	2	30	0	121.2

RUSHING	ATT	YDS	AVG	LG	TD
D.Lewis	13	76	5.8	25	0
M.Gillislee	8	31	3.9	14	0
R.Burkhead	6	31	5.2	9	0
J.White	4	19	4.8	8	0
T.Brady	5	5	1.0	6	0
TOTAL	36	162	4.5	25	0

RECEIVING	NO	YDS	AVG	LG	TD
J.White	5	28	5.6	16	1
C.Hogan	4	71	17.8	30	0
B.Cooks	4	65	16.3	27	1
R.Gronkowski	3	51	17.0	27	0
D.Amendola	3	17	5.7	7	0
R.Burkhead	1	11	11.0	11	0
D.Lewis	1	6	6.0	6	0
TOTAL	21	249	11.9	30	2

ATLANTA FALCONS

PASSING	ATT	CP	YD	SK	TD	LG	INT	RT
M.Ryan	33	23	233	1/10	1	22	0	99.7
TOTAL	33	23	233	1/10	1	22	0	99.7

RUSHING	ATT	YDS	AVG	LG	TD
D.Freeman	12	72	6.0	21	0
M.Ryan	3	37	12.3	16	0
T.Coleman	6	16	2.7	6	0
T.Gabriel	1	-5	-5.0	-5	0
TOTAL	22	120	5.5	21	0

RECEIVING	NO	YDS	AVG	LG	TD
Ju.Jones	9	99	11.0	16	1
M.Sanu	6	65	10.8	19	0
D.Freeman	3	18	6.0	9	0
T.Gabriel	2	24	12.0	18	0
J.Hardy	2	21	10.5	22	0
A.Hooper	1	6	6.0	6	0
TOTAL	23	233	10.1	22	1

SCORING DRIVES

TEAM	QTR	TIME	SCORING PLAY	ATL	NE
Patriots	2	12:26	B.Cooks 11 yd. pass from T.Brady (S.Gostkowski kick) (7-74, 3:39)	0	7
Patriots	2	4:42	S.Gostkowski 29 yd. Field Goal (14-64, 6:37)	0	10
Patriots	2	0:21	J.White 2 yd. pass from T.Brady (S.Gostkowski kick) (7-53, 1:34)	0	17
Patriots	3	4:12	S.Gostkowski 21 yd. Field Goal (13-71, 6:23)	0	20
Patriots	4	9:15	S.Gostkowski 38 yd. Field Goal (10-74, 5:17)	0	23
Falcons	4	4:09	Ju.Jones 1 yd. pass from M.Ryan (M.Bryant kick) (11-88, 5:06)	7	23

GAME 7

METLIFE STADIUM - E. RUTHERFORD, NJ



25-20



ATLANTA FALCONS

PASSING	ATT	CP	YD	SK	TD	LG	INT	RT
M.Ryan	29	18	254	1/8	2	53	0	113.3
TOTAL	29	18	254	1/8	2	53	0	113.3

RUSHING	ATT	YDS	AVG	LG	TD
T.Coleman	14	82	5.9	52	0
D.Freeman	12	41	3.4	7	0
M.Ryan	6	17	2.8	14	0
TOTAL	32	140	4.4	52	0

RECEIVING	NO	YDS	AVG	LG	TD
M.Sanu	6	74	12.3	23	1
A.Hooper	4	47	11.8	21	1
Ju.Jones	3	74	24.7	53	0
L.Toilolo	2	20	10.0	15	0
T.Coleman	1	22	22.0	22	0
D.Freeman	1	20	20.0	20	0
T.Gabriel	1	-3	-3.0	-3	0
Total	18	254	14.1	53	2

NEW YORK JETS

PASSING	ATT	CP	YD	SK	TD	LG	INT	RT
J.McCown	33	26	257	3/21	2	32	0	119.3
TOTAL	33	26	257	3/21	2	32	0	119.3

RUSHING	ATT	YDS	AVG	LG	TD
B.Powell	14	33	2.4	12	0
M.Forte	4	7	1.8	4	0
E.McGuire	1	2	2.0	2	0
R.Anderson	1	1	1.0	1	0
L.Thomas	1	0	0.0	0	0
J.McCown	1	0	0.0	0	0
TOTAL	22	43	2.0	12	0

RECEIVING	NO	YDS	AVG	LG	TD
R.Anderson	6	104	17.3	32	1
M.Forte	6	45	7.5	12	0
A.Seferian-Jenkins	5	28	5.6	11	0
B.Powell	3	28	9.3	14	0
J.Kearse	2	14	7.0	7	0
L.Thomas	2	11	5.5	8	0
E.Tomlinson	1	20	20.0	20	1
J.Kerley	1	7	7.0	7	0
TOTAL	26	257	9.9	32	2

SCORING DRIVES

TEAM	QTR	TIME	SCORING PLAY	ATL	NYJ
Jets	1	10:33	E.Tomlinson 20 yd. pass from J.McCown (C.Catanzaro kick) (8-75, 4:27)	0	7
Falcons	1	5:03	A.Hooper 1 yd. pass from M.Ryan (M.Bryant kick) (7-64, 3:13)	7	7
Jets	2	14:03	C.Catanzaro 43 yd. Field Goal (4--5, 1:10)	7	10
Falcons	2	8:06	M.Bryant 23 yd. Field Goal (12-70, 5:57)	10	10
Jets	2	2:26	R.Anderson 24 yd. pass from J.McCown (C.Catanzaro kick) (5-43, 2:37)	10	17
Falcons	2	0:00	M.Bryant 45 yd. Field Goal (10-53, 2:26)	13	17
Falcons	3	5:12	M.Bryant 37 yd. Field Goal (5-61, 2:04)	16	17
Falcons	4	12:22	M.Sanu 8 yd. pass from M.Ryan (run failed) (4-62, 1:55)	22	17
Jets	4	8:42	C.Catanzaro 46 yd. Field Goal (7-52, 3:40)	22	20
Falcons	4	5:19	M.Bryant 29 yd. Field Goal (4-2, 1:23)	25	20

GAME 8

BANK OF AMERICA STADIUM - CHARLOTTE, NC



20-17



CAROLINA PANTHERS

PASSING	ATT	CP	YD	SK	TD	LG	INT	RT
C.Newton	24	13	137	1/8	0	33	0	71.0
TOTAL	24	13	137	1/8	0	33	0	71.0

RUSHING	ATT	YDS	AVG	LG	TD
C.Newton	9	86	9.6	34	1
C.McCaffrey	15	66	4.4	17	1
J.Stewart	11	21	1.9	9	0
C.Samuel	1	14	14.0	14	0
R.Shepard	1	11	11.0	11	0
C.Artis-Payne	1	3	3.0	3	0
TOTAL	38	201	5.3	34	2

RECEIVING	NO	YDS	AVG	LG	TD
D.Funchess	5	86	17.2	33	0
C.McCaffrey	5	28	5.6	9	0
C.Samuel	3	23	7.7	12	0
TOTAL	21	249	11.9	30	2

ATLANTA FALCONS

PASSING	ATT	CP	YD	SK	TD	LG	INT	RT
M.Ryan	38	24	313	2/11	2	40	1	95.6
TOTAL	38	24	313	2/11	2	40	1	95.6

RUSHING	ATT	YDS	AVG	LG	TD
D.Freeman	11	46	4.2	20	0
T.Coleman	5	5	1.0	2	0
T.Gabriel	1	3	3.0	3	0
M.Ryan	1	-1	-1.0	-1	0
TOTAL	18	53	2.9	20	0

RECEIVING	NO	YDS	AVG	LG	TD
Ju.Jones	6	118	19.7	34	0
D.Freeman	4	18	4.5	14	0
T.Gabriel	3	56	18.7	40	0
A.Hooper	3	36	12.0	16	0
M.Sanu	3	23	7.7	10	1
J.Hardy	2	26	13.0	19	0
T.Coleman	1	19	19.0	19	1
D.Coleman	1	9	9.0	9	0
L.Toilolo	1	8	8.0	8	0
TOTAL	24	313	13.0	40	2

SCORING DRIVES

TEAM	QTR	TIME	SCORING PLAY	ATL	CAR
Falcons	1	12:16	M.Bryant 53 yd. Field Goal (5-40, 2:44)	3	0
Falcons	1	3:30	M.Sanu 6 yd. pass from M.Ryan (M.Bryant kick) (8-61, 4:38)	10	0
Panthers	2	1:55	C.McCaffrey 4 yd. run (G.Gano kick) (6-50, 2:35)	10	7
Panthers	2	0:23	C.Newton 9 yd. run (G.Gano kick) (4-31, 0:52)	10	14
Panthers	3	9:03	G.Gano 31 yd. Field Goal (10-62, 5:57)	10	17
Panthers	3	1:38	G.Gano 45 yd. Field Goal (9-45, 5:48)	10	20
Falcons	4	3:25	T.Coleman 19 yd. pass from M.Ryan (M.Bryant kick) (7-92, 2:01)	17	20

GAME 9

MERCEDES-BENZ STADIUM - ATLANTA, GA



27-7



ATLANTA FALCONS

PASSING	ATT	CP	YD	SK	TD	LG	INT	RT
M.Ryan	29	22	215	1/11	2	34	1	104.8
TOTAL	29	22	215	1/11	2	34	1	104.8

RUSHING	ATT	YDS	AVG	LG	TD
T.Coleman	20	83	4.2	19	1
T.Ward	9	23	2.6	17	0
T.Gabriel	1	15	15.0	15	0
D.Coleman	2	8	4.0	5	0
D.Freeman	2	3	1.5	2	0
TOTAL	34	132	3.9	19	1

RECEIVING	NO	YDS	AVG	LG	TD
Ju.Jones	6	57	9.5	24	0
A.Hooper	6	49	8.2	14	1
T.Gabriel	3	58	19.3	34	0
M.Sanu	3	29	9.7	14	0
J.Hardy	2	7	3.5	4	1
L.Toilolo	1	10	10.0	10	0
T.Coleman	1	5	5.0	5	0
Total	22	215	9.8	34	2

DALLAS COWBOYS

PASSING	ATT	CP	YD	SK	TD	LG	INT	RT
D.Prescott	30	20	176	8/50	0	30	0	82.1
TOTAL	30	20	176	8/50	0	30	0	82.1

RUSHING	ATT	YDS	AVG	LG	TD
A.Morris	11	53	4.8	20	0
D.Prescott	6	42	7.0	12	1
R.Smith	3	14	4.7	8	0
D.McFadden	1	-2	-2.0	-2	0
TOTAL	21	107	5.1	20	1

RECEIVING	NO	YDS	AVG	LG	TD
J.Witten	7	59	8.4	21	0
D.Bryant	4	39	9.8	15	0
R.Smith	4	15	3.8	8	0
C.Beasley	2	23	11.5	17	0
B.Butler	1	30	30.0	30	0
T.Williams	1	9	9.0	9	0
K.Smith	1	1	1.0	1	0
TOTAL	20	176	8.8	30	0

SCORING DRIVES

TEAM	QTR	TIME	SCORING PLAY	DAL	ATL
Cowboys	1	6:19	D.Prescott 11 yd. run (M.Nugent kick) (4-21, 1:30)	7	0
Falcons	1	0:00	M.Bryant 50 yd. Field Goal (11-45, 6:19)	7	3
Falcons	2	1:31	T.Coleman 1 yd. run (M.Bryant kick) (9-80, 3:25)	7	10
Falcons	3	8:26	J.Hardy 3 yd. pass from M.Ryan (M.Bryant kick) (11-75, 6:34)	7	17
Falcons	4	13:48	A.Hooper 1 yd. pass from M.Ryan (M.Bryant kick) (7-72, 3:41)	7	24
Falcons	4	8:28	M.Bryant 29 yd. Field Goal (8-46, 3:55)	7	27

GAME 10

CENTURYLINK FIELD - SEATTLE, WA



34-31



ATLANTA FALCONS

PASSING	ATT	CP	YD	SK	TD	LG	INT	RT
M.Ryan	27	19	195	1/5	2	29	0	115.5
TOTAL	27	19	195	1/5	2	29	0	115.5

SEATTLE SEAHAWKS

PASSING	ATT	CP	YD	SK	TD	LG	INT	RT
R.Wilson	42	26	258	3/30	2	29	1	85.2
J.Ryan	1	1	-4	0/0	0	-4	0	79.2
TOTAL	43	27	254	3/30	2	29	1	84.8

RUSHING	ATT	YDS	AVG	LG	TD
T.Coleman	20	43	2.2	9	1
T.Ward	6	31	5.2	17	0
M.Ryan	3	12	4.0	14	0
M.Sanu	1	3	3.0	3	0
TOTAL	30	89	3.0	17	1

RUSHING	ATT	YDS	AVG	LG	TD
R.Wilson	7	86	12.3	17	1
J.McKissic	7	30	4.3	7	0
M.Davis	6	18	3.0	13	0
E.Lacy	3	2	0.7	2	0
TOTAL	23	136	5.9	17	1

RECEIVING	NO	YDS	AVG	LG	TD
Ju.Jones	5	71	14.2	29	0
M.Sanu	3	34	11.3	21	1
J.Hardy	3	27	9.0	11	0
L.Toilolo	2	31	15.5	25	1
T.Gabriel	2	7	3.5	7	0
A.Hooper	2	-1	-0.5	1	0
T.Coleman	1	15	15.0	15	0
T.Ward	1	11	11.0	11	0
Total	19	195	10.3	29	2

RECEIVING	NO	YDS	AVG	LG	TD
J.Graham	7	58	8.3	12	1
P.Richardson	5	56	11.2	18	0
J.McKissic	5	23	4.6	9	0
T.Lockett	4	37	9.3	14	0
M.Davis	2	41	20.5	21	0
D.Baldwin	2	40	20.0	29	1
L.Wilson	2	-1	-0.5	3	0
TOTAL	27	254	9.4	29	2

SCORING DRIVES

TEAM	QTR	TIME	SCORING PLAY	ATL	SEA
Falcons	1	11:59	T.Coleman 1 yd. run (M.Bryant kick) (7-52, 3:01)	7	0
Falcons	1	7:52	M.Sanu 2 yd. pass from M.Ryan (M.Bryant kick) (7-35, 3:11)	14	0
Seahawks	1	2:55	J.Graham 4 yd. pass from R.Wilson (B.Walsh kick) (9-65, 4:57)	14	7
Falcons	2	14:04	A.Clayborn 10 yd. fumble return (M.Bryant kick)	21	7
Seahawks	2	8:11	B.Walsh 30 yd. Field Goal (11-49, 5:53)	21	10
Seahawks	2	5:21	R.Wilson 1 yd. run (B.Walsh kick) (7-11, 2:50)	21	17
Falcons	2	1:06	M.Bryant 44 yd. Field Goal (9-45, 4:15)	24	17
Seahawks	3	11:21	B.Walsh 37 yd. Field Goal (7-53, 3:39)	24	20
Falcons	3	7:24	L.Toilolo 25 yd. pass from M.Ryan (M.Bryant kick) (8-76, 3:57)	31	20
Falcons	4	3:49	M.Bryant 19 yd. Field Goal (9-61, 5:08)	34	23
Seahawks	4	3:00	D.Baldwin 29 yd. pass from R.Wilson (R.Wilson pass) (5-75, 0:49)	34	31

GAME II

MERCEDES-BENZ STADIUM - ATLANTA, GA



34-20



ATLANTA FALCONS

PASSING	ATT	CP	YD	SK	TD	LG	INT	RT
M.Ryan	35	26	317	0/0	1	44	0	111.2
M.Sanu	1	1	51	0/0	1	51	0	158.3
TOTAL	36	27	368	0/0	2	51	0	125.7

RUSHING	ATT	YDS	AVG	LG	TD
T.Coleman	19	97	5.1	20	2
T.Ward	7	35	5.0	14	0
Ju.Jones	1	15	15.0	15	0
M.Ryan	1	1	1.0	1	0
TOTAL	28	148	5.3	20	2

RECEIVING	NO	YDS	AVG	LG	TD
Ju.Jones	12	253	21.1	51	2
M.Sanu	8	64	8.0	25	0
A.Hooper	3	38	12.7	20	0
T.Gabriel	3	16	5.3	13	0
T.Ward	1	-3	-3.0	-3	0
Total	27	368	13.6	51	2

TAMPA BAY BUCCANEERS

PASSING	ATT	CP	YD	SK	TD	LG	INT	RT
R.Fitzpatrick	44	27	283	1/4	0	29	0	80.0
TOTAL	44	27	283	1/4	0	29	0	80.0

RUSHING	ATT	YDS	AVG	LG	TD
D.Jackson	8	60	7.5	15	0
M.Evans	6	78	13.0	20	0
A.Humphries	4	38	9.5	19	0
O.Howard	3	52	17.3	29	0
C.Sims III	3	26	8.7	12	0
C.Godwin	1	17	17.0	17	0
J.Rodgers	1	6	6.0	6	0
C.Brate	1	6	6.0	6	0
TOTAL	27	283	10.5	29	0

RECEIVING	NO	YDS	AVG	LG	TD
J.Witten	7	59	8.4	21	0
D.Bryant	4	39	9.8	15	0
R.Smith	4	15	3.8	8	0
C.Beasley	2	23	11.5	17	0
B.Butler	1	30	30.0	30	0
T.Williams	1	9	9.0	9	0
K.Smith	1	1	1.0	1	0
TOTAL	20	176	8.8	30	0

SCORING DRIVES

TEAM	QTR	TIME	SCORING PLAY	TB	ATL
Bucs	1	9:45	P.Murray 36 yd. Field Goal (10-57, 5:15)	3	0
Falcons	1	3:50	M.Bryant 49 yd. Field Goal (13-43, 5:55)	3	3
Falcons	2	12:36	Ju.Jones 51 yd. pass from M.Sanu (M.Bryant kick) (3-60, 1:23)	3	10
Falcons	2	7:26	Ju.Jones 25 yd. pass from M.Ryan (M.Bryant kick) (6-72, 3:12)	3	17
Bucs	2	1:36	P.Murray 27 yd. Field Goal (14-74, 5:50)	6	17
Falcons	2	0:00	M.Bryant 36 yd. Field Goal (8-59, 1:36)	6	20
Falcons	3	10:04	T.Coleman 3 yd. run (M.Bryant kick) (9-78, 4:56)	6	27
Bucs	3	6:07	P.Barber 2 yd. run (P.Murray kick) (10-75, 3:57)	13	27
Bucs	4	13:47	P.Barber 1 yd. run (P.Murray kick) (9-80, 3:39)	20	27
Falcons	4	1:53	T.Coleman 14 yd. run (M.Bryant kick) (11-82, 5:12)	20	34

GAME 12

MERCEDES-BENZ STADIUM - ATLANTA, GA



14-9



MINNESOTA VIKINGS

PASSING	ATT	CP	YD	SK	TD	LG	INT	RT
C.Keenum	30	25	227	2/20	2	22	0	120.4
TOTAL	30	25	227	2/20	2	22	0	120.4

RUSHING	ATT	YDS	AVG	LG	TD
L.Murray	16	76	4.8	30	0
J.McKinnon	9	24	2.7	7	0
S.Diggs	1	5	5.0	5	0
C.Ham	1	1	1.0	1	0
C.Keenum	4	-1	-0.3	2	0
TOTAL	31	105	3.4	30	0

RECEIVING	NO	YDS	AVG	LG	TD
J.McKinnon	5	28	5.6	12	1
A.Thielen	4	51	12.8	22	0
K.Rudolph	4	36	9.0	16	1
L.Murray	3	21	7.0	12	0
J.Wright	3	18	6.0	13	0
S.Diggs	2	32	16.0	19	0
M.Hall	1	20	20.0	20	0
M.Floyd	2	20	10.0	15	0
C.Ham	1	12	12.0	12	0
L.Treadwell	1	9	9.0	9	0
TOTAL	25	227	9.1	22	2

ATLANTA FALCONS

PASSING	ATT	CP	YD	SK	TD	LG	INT	RT
M.Ryan	29	16	173	0/0	0	20	0	72.9
TOTAL	29	16	173	0/0	0	20	0	72.9

RUSHING	ATT	YDS	AVG	LG	TD
D.Freeman	12	74	6.2	13	0
T.Coleman	8	22	2.8	6	0
T.Gabriel	1	5	5.0	5	0
M.Ryan	1	1	1.0	1	0
TOTAL	22	102	4.6	13	0

RECEIVING	NO	YDS	AVG	LG	TD
M.Sanu	3	43	14.3	17	0
T.Coleman	3	27	9.0	15	0
A.Hooper	3	21	7.0	8	0
L.Toilolo	2	25	12.5	16	0
Ju.Jones	2	24	12.0	13	0
D.Freeman	1	7	7.0	7	0
T.Gabriel	1	6	6.0	6	0
TOTAL	16	173	10.8	20	0

SCORING DRIVES

TEAM	QTR	TIME	SCORING PLAY	MIN	ATL
Falcons	1	5:24	M.Bryant 38 yd. Field Goal (15-58, 7:24)	0	3
Vikings	2	10:01	J.McKinnon 2 yd. pass from C.Keenum (K.Forbath kick) (9-53, 5:04)	7	3
Falcons	2	5:47	M.Bryant 36 yd. Field Goal (8-65, 4:14)	7	6
Falcons	3	11:57	M.Bryant 47 yd. Field Goal (7-46, 3:03)	7	9
Vikings	4	14:56	K.Rudolph 6 yd. pass from C.Keenum (K.Forbath kick) (15-89, 8:15)	14	9

Player	@CHI	GB	@DET	BUF	MIA	@NE	@NYJ	@CAR	DAL	@SEA	TB	MIN	NO	@TB	@NO	CAR	PL	S	DNP	IA
23 Alford, R.	CB	CB	CB	CB	CB	CB	CB	CB	CB	CB	CB	CB	-	-	-	-	12	12	0	0
37 Allen, R.	S	S	S	IA	S	S	S	S	S	S	S	S	-	-	-	-	12	12	0	1
44 Beasley, V.	P	LB	IA	IA	P	P	LB	LB	LB	LB	LB	LB	-	-	-	-	10	7	0	2
5 Boshier, M.	P	P	P	P	P	P	P	P	P	P	P	P	-	-	-	-	12	0	0	0
3 Bryant, M.	P	P	P	P	P	P	P	P	P	P	P	P	-	-	-	-	12	0	0	0
59 Campbell, D.	LB	LB	LB	LB	LB	LB	LB	LB	LB	LB	LB	LB	-	-	-	-	12	12	0	0
99 Clayborn, A.	P	DE	P	P	P	P	P	DE	P	P	P	P	-	-	-	-	12	2	0	0
40 Coleman, D.	P	P	FB	FB	P	FB	P	P	P	P	P	FB	-	-	-	-	12	4	0	0
26 Coleman, T.	P	P	P	P	P	P	P	P	P	RB	RB	P	-	-	-	-	12	2	0	0
95 Crawford, J.	P	P	P	P	IR	IR	IR	IR	IR	IR	IR	IR	-	-	-	-	4	0	0	0
24 Freeman, D.	RB	RB	RB	RB	RB	RB	RB	RB	RB	IA	IA	RB	-	-	-	-	10	10	0	2
18 Gabriel, T.	WR	WR	P	P	WR	P	P	P	P	P	WR	P	-	-	-	-	12	4	0	0
63 Garland, B.	P	P	P	P	P	P	P	P	P	P	P	P	-	-	-	-	12	0	0	0
29 Goodwin, C.	P	P	P	P	P	P	P	P	P	P	P	P	-	-	-	-	12	0	0	0
56 Grace, J.	P	P	IA	IA	IA	P	P	P	P	IA	-	-	-	-	-	-	5	0	0	4
17 Hall, M.	-	-	-	-	P	IA	P	IA	P	P	IA	P	-	-	-	-	5	0	0	3
14 Hardy, J.	P	P	P	P	P	P	P	P	P	P	P	P	-	-	-	-	12	0	0	0
64 Harlow, S.	IA	IA	IA	IA	IA	IA	IA	IA	IA	IA	IA	IA	-	-	-	-	0	0	0	12
47 Harris, J.	P	P	P	P	P	P	P	P	P	P	P	P	-	-	-	-	12	0	0	0
25 Hill, B.	IA	IA	DNP	P	-	-	-	-	-	-	-	-	-	-	-	-	1	0	1	2
81 Hooper, A.	TE	TE	P	P	TE	P	TE	TE	TE	TE	TE	P	-	-	-	-	12	8	0	0
36 Ishmael, K.	P	P	P	P	P	P	P	P	P	P	P	P	-	-	-	-	12	0	0	0
97 Jarrett, G.	DT	DT	DT	DT	DT	DT	DT	DT	DT	DT	DT	DT	-	-	-	-	12	12	0	0
45 Jones, D.	LB	LB	LB	LB	LB	LB	LB	LB	LB	LB	LB	LB	-	-	-	-	12	12	0	0
11 Jones, J.	WR	WR	WR	WR	WR	WR	WR	WR	WR	WR	WR	WR	-	-	-	-	12	12	0	0
27 Kazee, D.	P	P	P	S	P	P	P	P	P	P	P	P	-	-	-	-	12	1	0	0
67 Levitre, A.	LG	LG	LG	LG	LG	LG	LG	LG	LG	LG	LG	LG	-	-	-	-	12	12	0	0
51 Mack, A.	C	C	C	C	C	C	C	C	C	C	C	C	-	-	-	-	12	12	0	0
25 Magee, T.	-	-	-	-	-	-	-	-	-	P	P	IA	-	-	-	-	2	0	0	1
70 Matthews, J.	LT	LT	LT	LT	LT	LT	LT	LT	LT	LT	LT	LT	-	-	-	-	12	0	0	0
22 Neal, K.	S	S	S	S	S	S	S	S	S	S	S	S	-	-	-	-	12	12	0	0
20 Neasman, S.	IA	IA	P	P	P	IA	P	P	IA	IA	P	P	-	-	-	-	7	0	0	5
30 Olatoye, D.	P	P	-	-	-	-	-	-	-	-	-	-	-	-	-	-	2	0	0	0
68 Pasztor, A.	IA	IA	P	P	IA	IA	IA	IA	IA	IA	P	IA	-	-	-	-	4	0	0	8
92 Poe, D.	DT	DT	DT	DT	DT	DT	DT	DT	DT	DT	DT	DT	-	-	-	-	12	12	0	0
34 Poole, B.	P	CB	P	P	P	P	P	CB	P	P	P	IA	-	-	-	-	11	2	0	1
50 Reed, B.	DE	P	DE	DE	DE	DE	DE	DE	P	DE	DE	DE	-	-	-	-	12	10	0	0
53 Reynolds, L.	IR	IR	IR	IR	IR	IR	IR	P	P	P	P	P	-	-	-	-	5	0	0	0
42 Riley, D.	LB	P	LB	LB	LB	LB	IA	IA	IA	IA	P	P	-	-	-	-	8	5	0	4
19 Roberts, A.	P	P	P	P	P	P	P	P	P	P	P	P	-	-	-	-	12	0	0	0
79 Rubin, A.	-	-	-	-	-	IA	P	P	P	P	P	P	-	-	-	-	6	0	0	1
2 Ryan, M.	QB	QB	QB	QB	QB	QB	QB	QB	QB	QB	QB	QB	-	-	-	-	12	12	0	0
74 Sambrailo, T.	P	P	RT	RT	P	P	P	P	P	P	IA	P	-	-	-	-	11	2	0	1
12 Sanu, M.	WR	WR	WR	WR	IA	WR	WR	WR	WR	WR	WR	WR	-	-	-	-	11	11	0	1
85 Saubert, E.	P	P	P	P	P	P	P	P	P	P	P	P	-	-	-	-	12	0	0	0
8 Schaub, M.	DNP	DNP	DNP	DNP	DNP	DNP	DNP	DNP	DNP	DNP	DNP	DNP	-	-	-	-	0	0	12	0
73 Schraeder, R.	RT	RT	IA	IA	RT	RT	RT	RT	RT	RT	RT	RT	-	-	-	-	10	10	0	2
71 Schweitzer, W.	RG	RG	RG	RG	RG	RG	RG	RG	RG	RG	RG	RG	-	-	-	-	12	12	0	0
90 Shelby, D.	DE	P	DE	DE	DE	DE	DE	P	DE	P	DE	DE	-	-	-	-	12	9	0	0
80 Toilolo, L.	P	P	TE	TE	TE	TE	TE	TE	TE	TE	P	TE	-	-	-	-	12	9	0	0
52 Tripp, J.	IA	IA	P	P	P	IA	IA	IR	IR	IR	IR	IR	-	-	-	-	3	0	0	4
21 Trufant, D.	CB	CB	CB	CB	CB	CB	CB	CB	CB	CB	CB	IA	-	-	-	-	11	11	0	1
93 Tupou, T.	-	-	-	-	P	-	-	-	-	-	-	-	-	-	-	-	1	0	0	0
91 Upshaw, C.	P	P	IA	IA	IA	P	P	PD	P	P	P	P	-	-	-	-	9	0	0	3
94 Vellano, J.	-	-	P	P	P	P	-	-	-	-	-	-	-	-	-	-	4	0	0	0
28 Ward, T.	P	P	IA	IA	P	P	P	P	P	P	P	P	-	-	-	-	10	0	0	2
56 Weatherspoon, S.	-	-	-	-	-	-	IA	IA	P	P	IA	IA	-	-	-	-	2	0	0	4
15 Williams, N.	IA	IA	IA	P	IA	IA	IA	IA	IA	IA	IA	IA	-	-	-	-	1	0	0	11
33 Wreh-Wilson, B.	IA	IA	P	P	IA	P	P	IA	IA	IA	IA	CB	-	-	-	-	5	1	0	7

KEY: Position - start, P - played, IA - inactive, DNP - did not play, IR - injured reserve, SP - suspended by NFL

OFFENSE	WR	LT	LG	C	RG	RT	TE	WR	QB	RB	FB	
9/10	@ CHI	J.Jones	J.Matthews	A.Levitre	A.Mack	W.Schweitzer	R.Schraeder	A.Hooper	M.Sanu	M.Ryan	D.Freeman	T.Gabriel (WVR)
9/17	GB	J.Jones	J.Matthews	A.Levitre	A.Mack	W.Schweitzer	R.Schraeder	A.Hooper	M.Sanu	M.Ryan	D.Freeman	T.Gabriel (WVR)
9/24	@ DET	J.Jones	J.Matthews	A.Levitre	A.Mack	W.Schweitzer	T.Sambrailo	L.Toilolo	M.Sanu	M.Ryan	D.Freeman	D.Coleman
10/1	BUF	J.Jones	J.Matthews	A.Levitre	A.Mack	W.Schweitzer	T.Sambrailo	L.Toilolo	M.Sanu	M.Ryan	D.Freeman	D.Coleman
10/15	MIA	J.Jones	J.Matthews	A.Levitre	A.Mack	W.Schweitzer	R.Schraeder	A.Hooper	T.Gabriel	M.Ryan	D.Freeman	L. Toilolo (TE)
10/22	@ NE	J.Jones	J.Matthews	A.Levitre	A.Mack	W.Schweitzer	R.Schraeder	L. Toilolo	M. Sanu	M.Ryan	D.Freeman	D. Coleman
10/29	@ NYJ	J.Jones	J.Matthews	A.Levitre	A.Mack	W.Schweitzer	R.Schraeder	A. Hooper	M. Sanu	M.Ryan	D.Freeman	L. Toilolo (TE)
11/5	@ CAR	J.Jones	J.Matthews	A.Levitre	A.Mack	W.Schweitzer	R.Schraeder	A. Hooper	M. Sanu	M.Ryan	D.Freeman	L. Toilolo (TE)
11/12	DAL	J.Jones	J.Matthews	A.Levitre	A.Mack	W.Schweitzer	R.Schraeder	A. Hooper	M. Sanu	M.Ryan	D.Freeman	L. Toilolo (TE)
11/20	@ SEA	J.Jones	J.Matthews	A.Levitre	A.Mack	W.Schweitzer	R.Schraeder	A. Hooper	M. Sanu	M.Ryan	T.Coleman	L. Toilolo (TE)
11/26	TB	J.Jones	J.Matthews	A.Levitre	A.Mack	W.Schweitzer	R.Schraeder	A.Hooper	M.Sanu	M.Ryan	T.Coleman	T.Gabriel (WVR)
12/3	MIN	J.Jones	J.Matthews	A.Levitre	A.Mack	W.Schweitzer	T.Sambrailo	L.Toilolo	M.Sanu	M.Ryan	D.Freeman	D.Coleman
12/7	NO											
12/18	@ TB											
12/24	@ NO											
12/31	CAR											

DEFENSE	DE	DT	DE	DE	LB	LB	LB	CB	CB	S	S	
9/10	@ CHI	B.Reed	D.Poe	G.Jarrett	D.Shelby	D.Riley	D.Jones	D.Campbell	D.Trufant	R.Alford	R.Allen	K.Neal
9/17	GB	B.Poole (CB)	D.Poe	G.Jarrett	A.Clayborn	V.Beasley	D.Jones	D.Campbell	D.Trufant	R.Alford	R.Allen	K.Neal
9/24	@ DET	B.Reed	D.Poe	G.Jarrett	D.Shelby	D.Riley	D.Jones	D.Campbell	D.Trufant	R.Alford	R.Allen	K.Neal
10/1	BUF	B.Reed	D.Poe	G.Jarrett	D.Shelby	D.Riley	D.Jones	D.Campbell	D.Trufant	R.Alford	D.Kazee	K.Neal
10/15	MIA	B.Reed	D.Poe	G.Jarrett	D.Shelby	D.Riley	D.Jones	D.Campbell	D.Trufant	R.Alford	R.Allen	K.Neal
10/22	@ NE	B.Reed	D.Poe	G.Jarrett	D.Shelby	D.Riley	D.Jones	D.Campbell	D.Trufant	R.Alford	R.Allen	K.Neal
10/29	@ NYJ	B.Reed	D.Poe	G.Jarrett	D.Shelby	V.Beasley	D.Jones	D.Campbell	D.Trufant	R.Alford	R.Allen	K.Neal
11/5	@ CAR	B.Poole (CB)	D.Poe	G.Jarrett	A.Clayborn	V.Beasley	D.Jones	D.Campbell	D.Trufant	R.Alford	R.Allen	K.Neal
11/12	DAL	B.Reed	D.Poe	G.Jarrett	D.Shelby	V.Beasley	D.Jones	D.Campbell	D.Trufant	R.Alford	R.Allen	K.Neal
11/20	@ SEA	B.Reed	D.Poe	G.Jarrett	D.Shelby	V.Beasley	D.Jones	D.Campbell	D.Trufant	R.Alford	R.Allen	K.Neal
11/26	TB	B.Reed	D.Poe	G.Jarrett	D.Shelby	V.Beasley	D.Jones	D.Campbell	D.Trufant	R.Alford	R.Allen	K.Neal
12/3	MIN	B.Reed	D.Poe	G.Jarrett	D.Shelby	V.Beasley	D.Jones	D.Campbell	R.Alford	B.Wreh-Wilson	R.Allen	K.Neal
12/7	NO											
12/18	@ TB											
12/24	@ NO											
12/31	CAR											

OFFENSE	1 ST DOWNS				3 RD D.	TOT. OFF.		RUSH.		PASSING				PENAL.	FUM.	PUNT.	T.O.P
	T	R	P	PN	PCT.	PLAYS	YDS	ATT	YDS	NET	SCK	GROSS	ATT-CP-TD-INT	NO-YDS	NO-LST	NO-AVG	
@CHI	18	4	12	2	45%	55	372	23	64	308	2/13	321	30-21-1-0	8-73	0-0	3-59.3	30:34
GB	19	7	12	0	45%	58	364	27	141	223	3/29	252	28-19-1-0	6-34	0-0	4-41.3	28:37
@DET	26	9	15	2	44%	65	428	28	151	277	2/17	294	35-24-2-3	8-68	0-0	2-45.5	32:35
BUF	25	10	13	2	38%	72	391	29	147	242	1/0	242	42-24-1-2	4-45	3-1	3-40.0	31:15
MIA	19	5	13	1	55%	56	339	19	100	239	2/9	248	35-24-2-1	6-73	1-0	3-39.3	25:36
@NE	21	8	13	0	22%	56	343	22	120	223	1/10	233	33-22-1-0	6-40	0-0	2-42.0	25:55
@NYJ	18	4	12	2	36%	62	386	32	140	246	1/8	254	29-18-2-0	6-68	4-2	5-42.8	28:19
@CAR	17	3	13	1	33%	58	355	18	53	302	2/11	313	38-24-2-1	8-70	1-0	4-49.0	27:08
DAL	22	7	13	2	54%	64	336	34	132	204	1/11	215	29-22-2-1	5-35	0-0	2-42.5	32:06
@SEA	22	6	12	4	64%	58	279	30	89	190	1/5	195	27-19-2-0	7-69	2-1	3-38.7	30:21
TB	23	7	16	0	79%	64	516	28	148	368	0/0	368	36-27-2-0	4-42	1-1	2-52.0	30:06
MIN	15	5	8	2	10%	51	275	22	102	173	0/0	173	16-29-0-0	7-55	0-0	4-49.3	25:58
NO	-	-	-	-	-	-	-	-	-	-	-	-	-	-	-	-	-
@TB	-	-	-	-	-	-	-	-	-	-	-	-	-	-	-	-	-
@NO	-	-	-	-	-	-	-	-	-	-	-	-	-	-	-	-	-
CAR	-	-	-	-	-	-	-	-	-	-	-	-	-	-	-	-	-

DEFENSE	1 ST DOWNS				3 RD D.	TOT. OFF.		RUSH.		PASSING				PENAL.	FUM.	PUNT.	T.O.P
	T	R	P	PN	PCT.	PLAYS	YDS	ATT	YDS	NET	SCK	GROSS	ATT-CP-TD-INT	NO-YDS	NO-LST	NO-AVG	
@CHI	20	6	11	3	38.0	63	301	19	125	176	4/37	213	40-26-1-0	4-40	2-0	5-48.8	29:26
GB	24	4	18	2	42%	68	367	15	59	308	3/35	343	50-33-2-1	10-70	1-1	3-39.7	31:23
@DET	21	3	15	3	23%	66	324	19	71	253	2/11	264	45-25-1-0	9-98	0-0	5-47.8	27:25
BUF	15	7	8	0	46%	59	281	36	117	164	3/18	182	20-12-0-0	9-55	1-0	4-47.3	28:45
MIA	20	7	10	3	42%	64	289	31	138	151	0/0	151	33-19-2-1	4-42	0-0	2-40.0	34:24
@NE	25	9	13	3	54%	67	403	36	162	241	2/8	249	29-21-2-0	8-65	1-0	2-50.0	34:05
@NYJ	15	2	11	2	33%	58	279	22	43	236	3/21	257	33-26-2-0	6-50	3-1	5-52.4	31:41
@CAR	20	12	6	2	31%	63	330	38	201	129	1/8	137	24-13-0-0	5-29	3-2	5-49.8	32:52
DAL	18	9	9	0	45%	59	233	21	107	126	8/50	176	30-20-0-0	5-54	2-2	4-42.8	27:54
@SEA	26	9	14	3	42%	69	360	23	136	224	3/30	254	43-27-2-1	9-106	1-1	1-43.0	29:39
TB	27	7	18	2	36%	68	373	23	94	279	1/4	283	44-27-0-0	2-15	0-0	3-53.3	29:54
MIN	22	6	15	1	50%	63	312	31	105	207	2/20	227	30-25-2-0	6-51	0-0	5-45.0	34:02
NO	-	-	-	-	-	-	-	-	-	-	-	-	-	-	-	-	-
@TB	-	-	-	-	-	-	-	-	-	-	-	-	-	-	-	-	-
@NO	-	-	-	-	-	-	-	-	-	-	-	-	-	-	-	-	-
CAR	-	-	-	-	-	-	-	-	-	-	-	-	-	-	-	-	-

PASSING

MATT RYAN

MATT SCHAUB

GAME	ATL	OPP	ATT	CMP	CMP%	GROSS	NET	LG	TD	INTRATE	ATT	CMP	CMP%	GROSS	NET	LG	TD	INT RATE
@ CHI	23	17	30	21	70.0	321	308	88t	1	0	116.1	DID NOT PLAY						
GB	34	23	28	19	68.0	252	223	34	1	0	108.0	DID NOT PLAY						
@ DET	30	26	35	24	68.6	294	277	40t	2	3	77.6	DID NOT PLAY						
BUF	17	23	42	24	57.7	242	242	39	1	2	61.8	DID NOT PLAY						
MIA	17	20	35	24	68.6	248	239	40t	1	1	86.4	DID NOT PLAY						
@ NE	7	23	33	23	69.7	233	223	22	1	0	99.7	DID NOT PLAY						
@ NYJ	25	20	29	18	62.1	254	246	53	2	0	113.3	DID NOT PLAY						
@ CAR	17	20	38	24	63.2	313	302	40	2	1	95.6	DID NOT PLAY						
DAL	27	7	29	22	75.9	215	204	34	2	1	104.8	DID NOT PLAY						
@ SEA	34	31	27	19	70.4	195	190	29	2	0	115.5	DID NOT PLAY						
TB	34	20	35	26	74.3	317	317	44	1	0	111.2	DID NOT PLAY						
MIN	9	14	29	16	55.2	173	173	20	0	0	72.9	DID NOT PLAY						
NO			-	-	--	-	-	-	-	-	-	-	-	-	-	-	-	-
@ TB			-	-	--	-	-	-	-	-	-	-	-	-	-	-	-	-
@ NO			-	-	--	-	-	-	-	-	-	-	-	-	-	-	-	-
CAR			-	-	--	-	-	-	-	-	-	-	-	-	-	-	-	-

PASSING

MOHAMED SANU

GAME	ATL	OPP	ATT	CMP	CMP%	GROSS	NET	LG	TD	INTRATE
@ CHI	23	17	-	-	--	-	-	-	-	-
GB	34	23	-	-	--	-	-	-	-	-
@ DET	30	26	-	-	--	-	-	-	-	-
BUF	17	23	-	-	--	-	-	-	-	-
MIA	17	20	-	-	--	-	-	-	-	-
@ NE	7	23	-	-	--	-	-	-	-	-
@ NYJ	25	20	-	-	--	-	-	-	-	-
@ CAR	17	20	-	-	--	-	-	-	-	-
DAL	27	7	-	-	--	-	-	-	-	-
@ SEA	34	31	-	-	--	-	-	-	-	-
TB	34	20	1	1	100.0	51	51	51t	10	158.3
MIN	9	14	-	-	--	-	-	-	-	-
NO			-	-	--	-	-	-	-	-
@ TB			-	-	--	-	-	-	-	-
@ NO			-	-	--	-	-	-	-	-
CAR			-	-	--	-	-	-	-	-

RECEIVING		MOHAMED SANU					JULIO JONES					TEVIN COLEMAN					TAYLOR GABRIEL				
GAME	ATL OPP	REC	YDS	AVG	LG	TD	REC	YDS	AVG	LG	TD	REC	YDS	AVG	LG	TD	REC	YDS	AVG	LG	TD
@ CHI	23 17	6	47	7.8	15	0	4	66	16.5	25	0	4	42	10.5	20	0	3	36	12.0	18	0
GB	34 23	5	85	17.0	24	0	5	108	21.6	34	0	2	3	1.5	3t	1	2	14	7.0	12	0
@ DET	30 26	4	28	7.0	12	1	7	91	13.0	18	0	3	43	14.3	27	0	5	79	15.8	40t1	
BUF	17 23	1	3	3.0	3	0	3	30	10.0	16	0	4	65	16.3	39	0	0	0	0.0	0	0
MIA	17 20	INACTIVE					6	72	12.0	18	0	1	4	4.0	4	0	4	39	9.8	13	0
@ NE	7 23	6	65	10.8	19	0	9	99	11.0	16	1	0	0	0.0	0	0	2	24	12.0	18	0
@ NYJ	25 20	6	74	12.3	23	1	3	74	24.7	53	0	1	22	22.0	22	0	1	-3	-3.0	-3	0
@ CAR	17 20	3	23	7.7	10	1	6	118	19.7	34	0	1	19	19.0	19	0	3	56	18.7	40	0
DAL	27 7	3	29	9.7	14	0	6	57	9.5	24	0	1	5	5.0	5	0	3	58	19.3	34	0
@ SEA	34 31	3	34	11.3	21	1	5	71	14.2	29	0	1	15	15.0	15	0	2	7	3.5	7	0
TB	34 20	8	64	8.0	25	0	12	253	21.1	51t	2	0	0	0.0	0	0	3	16	5.3	13	0
MIN	9 14	3	43	14.3	17	0	2	24	12.0	13	0	3	27	9.0	15	0	1	6	6.0	6	0
NO		-	-	-	-	-	-	-	-	-	-	-	-	-	-	-	-	-	-	-	-
@ TB		-	-	-	-	-	-	-	-	-	-	-	-	-	-	-	-	-	-	-	-
@ NO		-	-	-	-	-	-	-	-	-	-	-	-	-	-	-	-	-	-	-	-
CAR		-	-	-	-	-	-	-	-	-	-	-	-	-	-	-	-	-	-	-	-

RECEIVING		AUSTIN HOOPER					D. FREEMAN					JUSTIN HARDY					ANDRE ROBERTS					
GAME	ATL OPP	REC	YDS	AVG	LG	TD	REC	YDS	AVG	LG	TD	REC	YDS	AVG	LG	TD	REC	YDS	AVG	LG	TD	
@ CHI	23 17	2	128	64.0	88t1		2	2	1.0	2	0	0	0	0.0	0	0	0	0	0.0	0	0	
GB	34 25	2	7	3.5	4	0	2	16	8.0	10	0	1	19	19.0	19	0	0	0	0.0	0	0	
@ DET	30 26	1	9	9.9	9	0	3	32	10.7	18	0	0	0	0.0	0	0	1	12	12.0	12	0	
BUF	17 23	5	50	10.0	18	0	2	20	10.0	13	0	2	12	6.0	9	1	0	0	0.0	0	0	
MIA	17 20	7	48	6.9	11	0	2	11	5.5	11	0	3	34	11.3	22	0	0	0	0.0	0	0	
@ NE	7 23	1	6	6.0	6	0	3	18	6.0	9	0	2	21	10.5	22	0	0	0	0.0	0	0	
@ NYJ	25 20	4	47	11.8	21	1	1	20	20.0	20	0	0	0	0.0	0	0	0	0	0.0	0	0	
@ CAR	17 20	3	36	12.0	16	0	4	18	4.5	14	0	2	26	13.0	19	0	0	0	0.0	0	0	
DAL	27 7	6	49	8.2	14	1	0	0	0.0	0	0	2	7	3.5	4	1	0	0	0.0	0	0	
@ SEA	34 31	2	-1	-1.0	-1	0	INACTIVE					3	27	9.0	11	0	0	0	0.0	0	0	0
TB	30 20	3	38	12.7	20	0	INACTIVE					0	0	0.0	0	0	0	0	0	0.0	0	0
MIN	9 14	3	21	7.0	8	0	1	7	7.0	7	0	0	0	0.0	0	0	0	0	0.0	0	0	
NO		-	-	-	-	-	-	-	-	-	-	-	-	-	-	-	-	-	-	-	-	
@ TB		-	-	-	-	-	-	-	-	-	-	-	-	-	-	-	-	-	-	-	-	
@ NO		-	-	-	-	-	-	-	-	-	-	-	-	-	-	-	-	-	-	-	-	
CAR		-	-	-	-	-	-	-	-	-	-	-	-	-	-	-	-	-	-	-	-	

RECEIVING			MARVIN HALL				LEVINE TOILOLO				DERRICK COLEMAN				TERRON WARD								
GAME	ATL	OPP	REC	YDS	AVG	LG	TD	REC	YDS	AVG	LG	TD	REC	YDS	AVG	LG	TD	REC	YDS	AVG	LG	TD	
@ CHI	23	17	-	-	--	-	-	0	0	0.0	0	0	0	0	0.0	0	0	-	-	--	-	-	
GB	34	23	-	-	--	-	-	0	0	0.0	0	0	0	0	0.0	0	0	-	-	--	-	-	
@ DET	30	26	-	-	--	-	-	0	0	0.0	0	0	0	0	0.0	0	0	INACTIVE					
BUF	17	23	-	-	--	-	-	0	0	0.0	0	0	0	0	0.0	0	0	INACTIVE					
MIA	17	20	1	40	40.0	40	1	0	0	0.0	0	0	0	0	0.0	0	0	-	-	--	-	-	
@ NE	7	23	INACTIVE					0	0	0.0	0	0	0	0	0.0	0	0	-	-	--	-	-	
@ NYJ	25	20	0	0	0.0	0	0	0	0	0.0	0	0	0	0	0.0	0	0	-	-	--	-	-	
@ CAR	17	20	INACTIVE					1	8	8.0	8	0	0	1	9	9.0	9	0	-	-	--	-	-
DAL	27	7	0	0	0.0	0	0	1	10	10.0	10	0	0	0	0.0	0	0	-	-	--	-	-	
@ SEA	34	31	0	0	0.0	0	0	2	31	15.5	25	1	0	0	0.0	0	0	-	-	--	-	-	
TB	34	20	INACTIVE					0	0	0.0	0	0	0	0	0	0.0	0	0	1	-3	-3.0	-3	0
MIN	9	14	1	20	20.0	20	0	2	25	12.5	16	0	0	0	0.0	0	0	0	0	0.0	0	0	
NO			-	-	--	-	-	-	-	--	-	-	-	-	--	-	-	-	-	--	-	-	
@ TB			-	-	--	-	-	-	-	--	-	-	-	-	--	-	-	-	-	--	-	-	
@ NO			-	-	--	-	-	-	-	--	-	-	-	-	--	-	-	-	-	--	-	-	
CAR			-	-	--	-	-	-	-	--	-	-	-	-	--	-	-	-	-	--	-	-	

RUSHING			D.FREEMAN					TEVIN COLEMAN					MATT RYAN					TAYLOR GABRIEL					
GAME	ATL	OPP	ATT	YDS	AVG	LG	TD	ATT	YDS	AVG	LG	TD	ATT	YDS	AVG	LG	TD	ATT	YDS	AVG	LG	TD	
@ CHI	23	17	12	37	3.1	6	1	8	16	2.0	7	0	3	11	3.7	13	0	0	0	0.0	0	0	
GB	34	23	19	84	4.4	17	2	6	42	7.0	35	0	1	8	8.0	8	0	1	7	7.0	7	0	
@ DET	30	26	21	106	5.0	18	1	6	46	7.7	14	0	1	-1	-1.0	-1	0	0	0	0.0	0	0	
BUF	17	23	18	58	3.2	16	1	9	77	8.6	29	0	1	8	8.0	8	0	0	0	0.0	0	0	
MIA	17	20	9	68	7.6	44	0	9	32	3.6	20	1	0	0	0.0	0	0	0	0	0.0	0	0	
@ NE	7	23	12	72	6.0	21	0	6	16	2.7	6	0	3	37	12.3	16	0	1	-5	-5.0	-5	0	
@ NYJ	25	20	12	41	3.4	7	0	14	82	5.9	52	0	6	17	2.8	14	0	0	0	0.0	0	0	
@ CAR	17	20	11	46	4.2	20	0	5	5	1.0	2	0	1	-1	-1.0	-1	0	0	0	0.0	0	0	
DAL	27	7	2	3	1.5	2	0	20	83	4.2	19	1	0	0	0.0	0	0	1	15	15.0	15	0	
@ SEA	34	31	INACTIVE					20	43	2.2	9	1	3	12	4.0	14	0	0	0	0.0	0	0	0
TB	34	20	INACTIVE					19	97	5.1	20	2	1	1	1.0	1	0	0	0	0.0	0	0	0
MIN	9	14	12	74	6.2	13	0	8	22	2.8	6	0	1	1	1.0	1	0	1	5	5.0	5	0	
NO			-	-	--	-	-	-	-	--	-	-	-	-	--	-	-	-	-	--	-	-	
@ TB			-	-	--	-	-	-	-	--	-	-	-	-	--	-	-	-	-	--	-	-	
@ NO			-	-	--	-	-	-	-	--	-	-	-	-	--	-	-	-	-	--	-	-	
CAR			-	-	--	-	-	-	-	--	-	-	-	-	--	-	-	-	-	--	-	-	

RUSHING			MOHAMED SANU					TERRON WARD					DERRICK COLEMAN					JULIO JONES					
GAME	ATL	OPP	ATT	YDS	AVG	LG	TD	ATT	YDS	AVG	LG	TD	ATT	YDS	AVG	LG	TD	ATT	YDS	AVG	LG	TD	
@ CHI	23	17	0	0	0.0	0	0	0	0	0.0	0	0	0	0	0.0	0	0	0	0	0.0	0	0	
GB	34	23	0	0	0.0	0	0	0	0	0.0	0	0	0	0	0.0	0	0	0	0	0.0	0	0	
@ DET	30	26	0	0	0.0	0	0	0	0	0.0	0	0	0	0	0.0	0	0	0	0	0.0	0	0	
BUF	17	23	1	4	4.0	4	0	0	0	0.0	0	0	0	0	0.0	0	0	0	0	0.0	0	0	
MIA	17	20	INACTIVE					0	0	0.0	0	0	0	0	0	0.0	0	0	0	0	0.0	0	0
@ NE	7	23	0	0	0.0	0	0	0	0	0.0	0	0	0	0	0.0	0	0	0	0	0.0	0	0	
@ NYJ	25	20	0	0	0.0	0	0	0	0	0.0	0	0	0	0	0.0	0	0	0	0	0.0	0	0	
@ CAR	17	20	0	0	0.0	0	0	0	0	0.0	0	0	0	0	0.0	0	0	0	0	0.0	0	0	
DAL	27	7	0	0	0.0	0	0	9	23	2.6	17	0	2	8	4.0	5	0	0	0	0.0	0	0	
@ SEA	34	31	0	0	0.0	0	0	6	31	5.2	17	0	0	0	0.0	0	0	0	0	0.0	0	0	
TB	34	20	0	0	0.0	0	0	7	35	5.0	14	0	0	0	0.0	0	0	1	15	15.0	15	0	
MIN	9	14	0	0	0.0	0	0	0	0	0.0	0	0	0	0	0.0	0	0	0	0	0.0	0	0	
NO			-	-	--	-	-	-	-	--	-	-	-	-	--	-	-	-	-	--	-	-	
@ TB			-	-	--	-	-	-	-	--	-	-	-	-	--	-	-	-	-	--	-	-	
@ NO			-	-	--	-	-	-	-	--	-	-	-	-	--	-	-	-	-	--	-	-	
CAR			-	-	--	-	-	-	-	--	-	-	-	-	--	-	-	-	-	--	-	-	

Player	@CHI	GB	@DET	BUF	MIA	@NE	@NYJ	@CAR	DAL	@SEA	TB	MIN	NO	@TB	@NO	CAR	Total
SACKS	9/10	9/17	9/24	10/1	10/15	10/22	10/29	11/5	11/12	11/20	11/26	12/3	12/7	12/18	12/24	12/31	Total
B. Reed	2/21			1/9					1/11								4.0/41
A. Clayborn		1/12	1/8						6/32								8.0/52
V. Beasley Jr.	1/4	1/15				1/1		1/8									4.0/28
B. Poole	1/12																1.0/12
D. Shelby				1/9													1.0/9
D. Campbell		1/8				1/7											1.0/8
T. McKinley			1/3				1/7		1/10	1/4	1/11						5.0/35
D. Jones				1/0													1.0/0
D. Trufant							1/7										1.0/7
G. Jarrett							5/3.5			1/8	1/9						2.5/20.5
D. Poe							5/3.5		1.0/7								1.5/10.5
K. Ishmael										1/12							1/12
Team Totals	4/37	3/29	0/0	3/18	0/0	2/8	3/21	1/8	0/0	3/30	1/4	2/20	0/0	0/0	0/0	0/0	32/252

Player	@CHI	GB	@DET	BUF	MIA	@NE	@NYJ	@CAR	DAL	@SEA	TB	MIN	NO	@TB	@NO	CAR	Total
INTS	9/10	9/17	9/24	10/1	10/15	10/22	10/29	11/5	11/12	11/20	11/26	12/3	12/7	12/18	12/24	12/31	Total
D. Jones					1/1												1/1
D. Trufant		1/0								1/43							2/43
Team Totals	0/0	1/0	0/0	0/0	1/1	0/0	0/0	0/0	0/0	0/0	0/0	0/0	0/36	0/0	0/0	0/0	3/44



ATLANTA FALCONS
VETERAN PLAYERS

23**ROBERT ALFORD**
CORNERBACK
SOUTHEAST LOUISIANA
(5TH YEAR WITH FALCONS)**HEIGHT:**
5'10"**WEIGHT:**
186**BIRTHDATE:**
11/1/88**NFL EXP:**
5 YRS**ACQUIRED:**
D2-'13

TRANSACTIONS

- » Selected as a second round (60th overall) draft choice by Atlanta in 2013.

2017 (FALCONS)

- » Has tallied 52 total tackles (44 solo) with 15 passes defended this season.

2016 (FALCONS)

- » Started all 16 games at cornerback while totaling 58 tackles (49 solo) with two interceptions, one touchdown, and a career-best 19 passes defended.
- » Sealed Atlanta's 48-33 win over Carolina (10/2) with two interceptions in the final two minutes. Notched his second career pick-six with a 30-yard INT return touchdown and recorded his third career multi-interception game.
- » Scored the third touchdown of his career on an 82-yard pick-six in Super Bowl LI - the second-longest interception return touchdown in Super Bowl history.

CAREER

- » In five NFL seasons, has seen action in 69 games with 57 starts while tallying 239 tackles (196 solo) with nine interceptions, one forced fumble, two fumble recoveries, two defensive touchdowns, and 69 passes defended.
- » Started 15 games in 2015 and totaled 50 tackles (42 solo) with two interceptions and a team-high 15 passes defended. Scored his first career touchdown on a 59-yard INT return against Washington.
- » Started ten games and recorded 36 total tackles (25 solo), three interceptions and 11 pass deflections, before being placed on Injured-Reserve in 2014. Recorded two interceptions, the first multi-interception game of his career, along with two solo tackles and two pass deflections at Baltimore (10/19).

2017 GAME-BY-GAME STATISTICS

DATE	OPP	TK	SO	SK	YDS	INT	YDS	FF	FR	PD
9/10	@CHI	3	3	0.0	0.0	0	0	0	0	3
9/17	GB	8	7	0.0	0.0	0	0	0	0	0
9/24	@DET	6	6	0.0	0.0	0	0	0	0	2
10/1	BUF	3	2	0.0	0.0	0	0	0	0	0
10/15	MIA	3	1	0.0	0.0	0	0	0	0	1
10/22	@NE	3	3	0.0	0.0	0	0	0	0	0
10/29	@NYJ	3	3	0.0	0.0	0	0	0	0	1
11/5	@CAR	2	2	0.0	0.0	0	0	0	0	3
11/12	DAL	1	1	0.0	0.0	0	0	0	0	1
11/20	@SEA	9	7	0.0	0.0	0	0	0	0	3
11/26	TB	7	7	0.0	0.0	0	0	0	0	0
12/3	MIN	2	2	0.0	0.0	0	0	0	0	1
12/7	NO	-	-	--	--	-	-	-	-	-
12/18	@TB	-	-	--	--	-	-	-	-	-
12/24	@NO	-	-	--	--	-	-	-	-	-
12/31	CAR	-	-	--	--	-	-	-	-	-
TOTALS		52	44	0.0	0.0	0	0	0	0	15
CAREER		239	196	0.0	0.0	9	131	1	1	69

- » Played in all 16 games with four starts during his rookie season in 2013. Tallied 43 tackles (36 solo) with seven passes defended, two interceptions, and one fumble recovery.

COLLEGE

- » Started 31-of-32 games at Southeastern Louisiana, recording 137 tackles (110 solo) with 20 passes defended, 10 interceptions, six tackles for loss, three fumble recoveries and one forced fumble.
- » In 2012, was named the NCAA Football Championship Subdivision National Defensive Player of the Year by the College Sports Journal and added FCS All American honors from the NFL Draft Report and the Sports Network.
- » Also added first-team All-Southland Conference honors and was named a finalist for the Buck Buchanan Award in 2012.
- » In 2011, received second-team All-Southland Conference honors after starting all 11 games and notching 52 tackles (44 solo), seven passes defended, five interceptions, one forced fumble and one fumble recovery.

- » His five interceptions in 2011 tied Billy Ladner (1961), Duriel Adams (2005) and Steve Keller (1969) for eighth on the school's all-time single-season list.
 - » Prior to redshirting the 2010 season, started nine of the 10 games he appeared in as a sophomore in 2009. Finished the season with 46 tackles (31 solo), five passes defensed, two fumble recoveries, and one interception.
 - » His older brother, Fred Booker, was a cornerback at Louisiana State and played in the Arena Football League and NFL Europe before suiting up for 12 games with the New Orleans Saints in 2005.
 - » His other older brother, Duke Adams, was a safety for the Southeastern Louisiana Lions from 2003-06 and earned All-Southland Conference recognition as a junior
 - » Became the first player from Southeastern Louisiana University to play in the Senior Bowl in over 40 years.
 - » Son of Robert Cox and Gloria Bridgewater.
- PERSONAL**
- » Attended Hammond (La.) High School where he earned All-District 7-5A first-team honors after catching 10 touchdown passes as a senior.
 - » Also ran track, taking second in 400-meters at the 2007 Louisiana High School Athletic Association Track and Field Championships.

ALFORD'S CAREER STATISTICS

YEAR	GP/GS	TK	SO	AST	SK	YDS	INT	YDS	LG	TD	PD	FF	FR	YDS	TD
2013	ATL 16/4	43	36	7	0.0	0.0	2	0	0	0	8	1	0	0	0
2014	ATL 10/10	36	25	11	0.0	0.0	3	21	0	0	12	0	0	0	0
2015	ATL 15/15	50	42	8	0.0	0.0	2	76	59t	1	15	0	0	0	0
2016	ATL 16/16	58	49	9	0.0	0.0	2	34	30t	1	19	0	0	0	0
2017	ATL 12/12	52	44	8	0.0	0.0	0	0	0	0	15	0	0	0	0
TOTAL	69/57	239	196	43	0.0	0.0	9	131	59t	2	69	0	0	0	0

ALFORD'S POSTSEASON STATISTICS

YEAR	GP/GS	TK	SO	AST	SK	YDS	INT	YDS	LG	TD	PD	FF	FR	YDS	TD
2016	ATL 3/3	19	17	2	0.0	0.0	1	82t	82t	1	6	0	1	0	0
TOTAL	3/3	19	17	2	0.0	0.0	1	82t	82t	1	6	0	1	0	0

ALFORD'S BEST GAMES

TACKLES	TOUCHDOWNS	INTERCEPTIONS	PASSES DEFENSED
9, Two Times	1, Two Times	3, Three Times	3, Six Times
Last @ SEA (11/20/17)	Last vs. CAR (10/2/16)	Last vs. WAS (10/11/15)	Last @ SEA (11/20/17)
8, Three Times			2, 16 Times
Last vs. GB (9/17/17)			Last @ DET (9/24/17)

2016 GAME-BY-GAME STATISTICS

DATE	OPP	TK	SO	SK	YDS	INT	YDS	FF	FR	PD
9/11	TB	5	2	0.0	0.0	0	0	0	0	2
9/18	@OAK	5	5	0.0	0.0	0	0	0	0	0
9/26	@NO	8	7	0.0	0.0	0	0	0	0	1
10/2	CAR	3	3	0.0	0.0	2	34	0	0	3
10/9	@DEN	2	2	0.0	0.0	0	0	0	0	0
10/16	@SEA	3	3	0.0	0.0	0	0	0	0	1
10/23	SD	6	4	0.0	0.0	0	0	0	0	2
10/30	GB	5	5	0.0	0.0	0	0	0	0	1
11/3	@TB	4	4	0.0	0.0	0	0	0	0	0
11/23	@PHI	2	2	0.0	0.0	0	0	0	0	0
11/27	ARI	1	1	0.0	0.0	0	0	0	0	2
12/4	KC	2	2	0.0	0.0	0	0	0	0	0
12/11	@LA	1	0	0.0	0.0	0	0	0	0	3
12/18	SF	6	4	0.0	0.0	0	0	0	0	1
12/24	@CAR	2	2	0.0	0.0	0	0	0	0	2
1/1	NO	3	3	0.0	0.0	0	0	0	0	1
TOTALS		58	49	0.0	0.0	2	34	0	0	19
CAREER		187	152	0.0	0.0	9	131	1	1	54

2016 POSTSEASON STATISTICS

DATE	OPP	TK	SO	SK	YDS	INT	YDS	FF	FR	PD
1/14	SEA	3	3	0.0	0.0	0	0	0	0	0
1/22	GB	5	5	0.0	0.0	0	0	0	0	3
2/5	NE	11	9	0.0	0.0	1	82t	0	1	3
TOTALS		19	17	0.0	0.0	1	82t	0	1	6

2014 GAME-BY-GAME STATISTICS

DATE	OPP	TK	SO	SK	YDS	INT	YDS	FF	FR	PD
9/7	NO	5	3	0.0	0.0	0	0	0	0	2
9/15	@CIN	5	2	0.0	0.0	0	0	0	0	0
9/18	TB	2	2	0.0	0.0	0	0	0	0	2
9/28	@MIN	3	3	0.0	0.0	0	0	0	0	0
10/5	@NYG	1	0	0.0	0.0	0	0	0	0	2
10/12	CHI	5	3	0.0	0.0	0	0	0	0	2
10/19	@BAL	2	2	0.0	0.0	2	21	0	0	2
10/26	DET	3	1	0.0	0.0	1	0	0	0	0
11/9	@TB	9	8	0.0	0.0	0	0	0	0	1
11/16	@CAR	1	1	0.0	0.0	0	0	0	0	0
11/23	CLE				INACTIVE					
11/30	ARI				INACTIVE					
12/8	@GB				INACTIVE					
12/14	PIT				INACTIVE					
12/21	@NO				INJURED-RESERVE					
12/28	CAR				INJURED-RESERVE					
TOTALS		36	25	0.0	0.0	3	21	0	0	11
CAREER		79	61	0.0	0.0	5	21	1	1	19

2015 GAME-BY-GAME STATISTICS

DATE	OPP	TK	SO	SK	YDS	INT	YDS	FF	FR	PD
9/14	PHI	1	0	0.0	0.0	0	0	0	0	1
9/20	@NYG	4	4	0.0	0.0	0	0	0	0	1
9/27	@DAL	1	1	0.0	0.0	0	0	0	0	0
10/4	HOU	1	1	0.0	0.0	0	0	0	0	3
10/11	WAS	1	1	0.0	0.0	2	76	0	0	2
10/15	@NO	5	5	0.0	0.0	0	0	0	0	0
10/25	@TEN	6	5	0.0	0.0	0	0	0	0	0
11/1	TB	4	3	0.0	0.0	0	0	0	0	0
11/8	@SF				INACTIVE					
11/22	IND	3	2	0.0	0.0	0	0	0	0	0
11/29	MIN	2	1	0.0	0.0	0	0	0	0	0
12/6	@TB	2	0	0.0	0.0	0	0	0	0	1
12/13	@CAR	5	5	0.0	0.0	0	0	0	0	2
12/20	@JAX	1	1	0.0	0.0	0	0	0	0	2
12/27	CAR	7	6	0.0	0.0	0	0	0	0	2
1/3	NO	7	7	0.0	0.0	0	0	0	0	1
TOTALS		50	42	0.0	0.0	2	76	0	0	15
CAREER		129	103	0.0	0.0	7	97	1	1	34

2013 GAME-BY-GAME STATISTICS

DATE	OPP	TK	SO	SK	YDS	INT	YDS	FF	FR	PD
9/8	@NO	3	3	0.0	0.0	1	0	0	0	2
9/15	STL	4	3	0.0	0.0	0	0	0	0	0
9/22	@MIA	0	0	0.0	0.0	0	0	0	0	0
9/29	NE	4	4	0.0	0.0	0	0	0	0	0
10/7	NYJ	0	0	0.0	0.0	0	0	0	0	0
10/20	TB	2	1	0.0	0.0	0	0	0	0	2
10/27	@ARZ	2	2	0.0	0.0	0	0	0	0	1
11/3	@CAR	2	2	0.0	0.0	1	0	0	0	1
11/10	SEA	2	1	0.0	0.0	0	0	0	0	0
11/17	@TB	1	1	0.0	0.0	0	0	0	0	0
11/21	NO	1	0	0.0	0.0	0	0	0	0	0
12/1	@BUF	2	1	0.0	0.0	0	0	0	1	1
12/8	@GB	6	4	0.0	0.0	0	0	0	0	1
12/15	WAS	8	7	0.0	0.0	0	0	0	0	0
12/23	@SF	3	3	0.0	0.0	0	0	0	0	0
12/29	CAR	3	3	0.0	0.0	0	0	1	0	0
TOTALS		43	36	0.0	0.0	2	0	1	1	8
CAREER		43	36	0.0	0.0	2	0	1	1	8

37**RICARDO ALLEN**
SAFETY
PURDUE
(3RD YEAR WITH FALCONS)**HEIGHT:**
5'9"**WEIGHT:**
186**BIRTHDATE:**
12/18/91**NFL EXP:**
3 YRS**ACQUIRED:**
D5a-'14

TRANSACTIONS

- » Selected as a fifth round (147th overall) draft choice by Atlanta in 2014.

2017 (FALCONS)

- » Posted 46 tackles (34 solo) with one tackle for loss while starting 11 games at safety.

2016 (FALCONS)

- » Started all 16 games at safety, totaling 90 tackles (61 solo) with two interceptions and three passes defensed.
- » Notched 14 tackles (six solo) with two interceptions during the postseason in Atlanta's run to Super Bowl LI.

CAREER

- » In three seasons, has played in 43 games with 42 starts while totaling 204 tackles, one sack, five interceptions, one forced fumble and eight passes defensed.
- » Made the switch from cornerback to safety during the 2015 offseason. Played in 15 games with 14 starts in his first year on the active roster.
- » Played in 15 games with 14 starts in 2015. Totaled 68 tackles (59 solo) with three interceptions, one sack, one fumble recovery, and five passes defensed.
- » Made his first NFL start vs. Philadelphia (9/14). Recorded seven tackles (five solo) and grabbed his first career interception, picking off QB Sam Bradford with 1:17 remaining in the game to secure a 26-24 Falcons win.
- » Spent the 2014 season as a member of the Falcons practice squad.

2017 GAME-BY-GAME STATISTICS

DATE	OPP	TK	SO	SK	YDS	INT	YDS	FF	FR	PD
9/10	@ CHI	3	3	0.0	0.0	0	0	0	0	0
9/17	GB	6	4	0.0	0.0	0	0	0	0	0
9/24	@ DET	3	2	0.0	0.0	0	0	0	0	0
10/1	BUF	INACTIVE								
10/15	MIA	7	7	0.0	0.0	0	0	0	0	0
10/22	@ NE	6	3	0.0	0.0	0	0	0	0	0
10/29	@ NYJ	2	2	0.0	0.0	0	0	0	0	0
11/5	@ CAR	1	0	0.0	0.0	0	0	0	0	0
11/12	DAL	2	2	0.0	0.0	0	0	0	0	0
11/20	@ SEA	0	0	0.0	0.0	0	0	0	0	0
11/26	TB	6	3	0.0	0.0	0	0	0	0	0
12/3	MIN	10	8	0.0	0.0	0	0	0	0	0
12/7	NO	-	-	--	--	-	-	-	-	-
12/18	@ TB	-	-	--	--	-	-	-	-	-
12/24	@ NO	-	-	--	--	-	-	-	-	-
12/31	CAR	-	-	--	--	-	-	-	-	-
TOTALS		46	34	0.0	0.0	0	0	0	0	0
CAREER		204	154	1.0	0.0	5	16	0	1	8

COLLEGE

- » Earned All-Big 10 honors all four years at Purdue and finished his career as the Boilermakers' record holder with four interception returns for touchdowns, 13 interceptions and 263 total tackles.
- » Led the Boilermakers with six interceptions during his senior season in 2013 while adding 53 tackles (42 solo), with four tackles for loss, and 12 passes defensed.
- » Started 11 games as a junior in 2012, earning All-Big 10 honors after posting 46 tackles, (43 solo), four tackles for loss, one sack, one interception, four passes broken up, and one forced fumble.
- » Tallied 81 total tackles (62 solo), three tackles for loss, and a team-high three interceptions as a sophomore in 2011.

- » Started 12 games as a true freshman, earning second team Freshman All-America honors from Scout.com and was named a second team All-Big 10 selection. Tied for third on the team with 83 total tackles (56 solo), 3.5 tackles for loss, one sack, and a team-high three interceptions during his first season at Purdue in 2010.
- » Returned a pair of interceptions for touchdowns as a freshman in games, vs. Michigan (94 yards) and at No. 11 Michigan State (35 yards), while leading the Big 10 Conference with 129 total interception return yards.

PERSONAL

- » Attended Mainland (Daytona Beach, Fla.) High School where he was a first team Daytona Beach News Journal All-Area selection as senior after posting 64 tackles and two interceptions. Also played soccer and participated in track and field.
- » Majored in general health sciences at Purdue. Is a student of football as he enjoys training, studying film, and lifting weights.

ALLEN'S CAREER STATISTICS

YEAR	GP/GS	TK	SO	AST	SK	YDS	INT	YDS	LG	TD	PD	FF	FR	YDS	TD
2015	ATL 15/14	68	59	9	1.0	0.0	3	13	13	0	5	0	1	0	0
2016	ATL 16/16	90	61	29	0.0	0.0	2	3	0	0	3	0	0	0	0
2017	ATL 11/11	46	34	12	0.0	0.0	0	0	0	0	0	0	0	0	0
TOTAL	43/42	194	146	48	1.0	0.0	5	16	13	0	8	0	1	0	0

ALLEN'S POSTSEASON STATISTICS

YEAR	GP/GS	TK	SO	AST	SK	YDS	INT	YDS	LG	TD	PD	FF	FR	YDS	TD
2016	ATL 3/3	14	6	8	0.0	0.0	2	45	45	0	2	0	0	0	0
TOTAL	3/3	14	6	8	0.0	0.0	2	45	45	0	2	0	0	0	0

ALLEN'S BEST GAMES

TACKLES	SACKS	INTERCEPTIONS	PASSES DEFENSED
10 vs. MIN (12/3/17)	1 vs. TB (11/1/15)	1, Five Times	1, Seven Times
8, Two Times		Last @ LA (12/11/16)	Last @ LA (12/11/16)
Last vs. SD (10/23/16)			
7, Four Times			
Last vs. MIA (10/15/17)			

2016 GAME-BY-GAME STATISTICS

DATE	OPP	TK	SO	SK	YDS	INT	YDS	FF	FR	PD
9/11	TB	7	5	0.0	0.0	0	0	0	0	0
9/18	@OAK	7	4	0.0	0.0	0	0	0	0	0
9/26	@NO	6	5	0.0	0.0	0	0	0	0	0
10/2	CAR	5	3	0.0	0.0	0	0	0	0	0
10/9	@DEN	1	1	0.0	0.0	1	0	0	0	1
10/16	@SEA	6	0	0.0	0.0	0	0	0	0	0
10/23	SD	8	7	0.0	0.0	0	0	0	0	0
10/30	GB	4	4	0.0	0.0	0	0	0	0	0
11/3	@TB	7	4	0.0	0.0	0	0	0	0	0
11/23	@PHI	5	5	0.0	0.0	0	0	0	0	0
11/27	ARI	5	4	0.0	0.0	0	0	0	0	0
12/4	KC	8	5	0.0	0.0	0	0	0	0	0
12/11	@LA	6	5	0.0	0.0	1	3	0	0	1
12/18	SF	5	3	0.0	0.0	0	0	0	0	0
12/24	@CAR	4	2	0.0	0.0	0	0	0	0	0
1/1	NO	6	4	0.0	0.0	0	0	0	0	1
TOTALS		90	61	0.0	0.0	2	3	0	0	3
CAREER		158	120	1.0	0.0	5	16	0	1	8

2016 POSTSEASON STATISTICS

DATE	OPP	TK	SO	SK	YDS	INT	YDS	FF	FR	PD
1/14	SEA	2	0	0.0	0.0	1	45	0	0	1
1/22	GB	5	3	0.0	0.0	1	0	0	0	1
2/5	NE	7	3	0.0	0.0	0	0	0	0	0
TOTALS		14	6	0.0	0.0	2	45	0	0	2


2015 GAME-BY-GAME STATISTICS

DATE	OPP	TK	SO	SK	YDS	INT	YDS	FF	FR	PD
9/14	PHI	7	5	0.0	0.0	1	0	0	0	1
9/20	@NYG	3	3	0.0	0.0	0	-	-	-	0
9/27	@DAL	7	7	0.0	0.0	0	0	0	0	0
10/4	HOU				INACTIVE					
10/11	WAS	3	2	0.0	0.0	0	0	0	0	0
10/15	@NO	5	5	0.0	0.0	0	0	0	0	1
10/25	@TEN	6	6	0.0	0.0	0	0	0	0	0
11/1	TB	6	5	1.0	0.0	0	0	0	0	0
11/8	@SF	1	1	0.0	0.0	0	0	0	0	0
11/22	IND	3	3	0.0	0.0	1	13	0	0	1
11/29	MIN	6	3	0.0	0.0	1	0	0	0	1
12/6	@TB	8	8	0.0	0.0	0	0	0	1	0
12/13	@CAR	3	3	0.0	0.0	0	0	0	0	1
12/20	@JAX	5	4	0.0	0.0	0	0	0	0	0
12/27	CAR	3	3	0.0	0.0	0	0	0	0	0
1/3	NO	2	1	0.0	0.0	0	0	0	0	0
TOTALS		68	59	1.0	0.0	3	13	0	1	5
CAREER		68	59	1.0	0.0	3	13	0	1	5

44

VIC BEASLEY JR.

OUTSIDE LINEBACKER
CLEMSON
(3RD YEAR WITH FALCONS)



HEIGHT:
6'3"

WEIGHT:
246

BIRTHDATE:
7/8/92

NFL EXP:
3 YRS

ACQUIRED:
D1-'15

TRANSACTIONS

- » Selected by the Falcons in the first round (8th overall) of the 2015 NFL Draft.

2017 (FALCONS)

- » Has posted 24 tackles (19 solo), five tackles for loss, four quarterback hits, one pass defense, one forced fumble, and four sacks this season.
- » Recorded one sack in each of the Falcons first two games. Added five tackles (three solo) and one forced fumble. His strip-sack of QB Aaron Rodgers led to a 15-yard fumble return touchdown by CB Desmond Trufant in Week 2.

2016 (FALCONS)

- » Saw action in all 16 games with 12 starts. Led the NFL with 15.5 sacks and added 39 tackles (32 solo), 15 quarterback hits, 10 tackles for loss, and six forced fumbles. Also posted 28 quarterback hurries.
- » Named to his first Pro Bowl and earned AP All-Pro honors for his breakout performance in 2016.
- » His 15.5 sacks are the second most by a Falcon in a single season since sacks became an official statistic in 1982. Only John Abraham had more with 16.5 in 2008.
- » Had a breakout game at Denver (10/9), posting a career-best 3.5 sacks and eight total tackles along with a pair of forced fumbles. His 3.5 sacks are tied for the fourth most in a single game in franchise history (Chuck Smith/Claude Humphrey 5.0; Claude Humphrey 4.0; John Abraham 3.5) and were the most by a player in a single game this season.
- » Became the first Falcons to record double-digit sacks in a single season since John Abraham (10) in 2012, dropping Alex Smith for a four-yard loss against Kansas City (12/4). Also tied Lester Archambeau for the second-most forced fumbles in a single season in club history with five.

2017 GAME-BY-GAME STATISTICS

DATE	OPP	TK	SO	SK	YDS	INT	YDS	FF	FR	PD
9/10	@CHI	2	2	1.0	4.0	0	0	0	0	0
9/17	GB	2	1	1.0	15.0	0	0	1	0	0
9/24	@DET				INACTIVE					
10/1	BUF				INACTIVE					
10/15	MIA	1	0	0.0	0.0	0	0	0	0	0
10/22	@NE	5	4	1.0	1.0	0	0	0	0	0
10/29	@NYJ	1	1	0.0	0.0	0	0	0	0	0
11/5	@CAR	5	4	1.0	8.0	0	0	0	0	0
11/12	DAL	2	2	0.0	0.0	0	0	0	0	0
11/20	@SEA	1	0	0.0	0.0	0	0	0	0	1
11/26	TB	0	0	0.0	0.0	0	0	0	0	0
12/3	MIN	5	5	0.0	0.0	0	0	0	0	0
12/7	NO	-	-	--	--	-	-	-	-	-
12/18	@TB	-	-	--	--	-	-	-	-	-
12/24	@NO	-	-	--	--	-	-	-	-	-
12/31	CAR	-	-	--	--	-	-	-	-	-
TOTALS		24	19	4.0	28.0	0	0	0	0	1
CAREER		90	71	23.5	156.0	0	0	8	1	6

- » Recorded his fourth multi-sack game of the season and scored his first career touchdown in Atlanta's 42-14 win at Los Angeles (12/11). Forced his sixth fumble of the season and returned the ball 21 yards for a TD. Became the 10th player in NFL history - first Falcon - to have three sacks and a FR-TD in a game since sacks became an official statistic in 1982.

CAREER

- » In three seasons, has played in 42 games with 35 starts while totaling 90 tackles (71 solo), 23.5 sacks, one interception, 19 tackles for loss, nine forced fumbles, and six passes defended.
- » Started all 16 games and led the team with four sacks. Added 27 tackles (20 solo), one interception, two forced fumbles, and two passes defended. According to NFL True Media, Beasley's four sacks were a Falcons rookie record.
- » Started his first NFL game and recorded three tackles (one solo) while adding one quarterback hit and one pass defense against Philadelphia (9/14).

- » Notched his first NFL sack at New York (9/20), dropping QB Eli Manning and forcing a fumble. Also added five tackles (three solo).
- » Posted four tackles, one pass defense, one forced fumble, and this fourth sack of the season against Carolina (12/27). Sealed the win with a 13-yard strip-sack of QB Cam Newton in the fourth quarter.

COLLEGE

- » Appeared in 48 games for Clemson, starting in 28 of those contests. He is the all-time sack leader for Clemson with 33 career sacks, fourth in tackles for loss with 52.5 and seventh in forced fumbles with seven.
- » As a senior in 2014, he was one of three finalists for the Bednarik Award, one of four finalists for the Lombardi Award and one of six finalists for the Hendricks Award. He was first-team All-American by AFCA, AP, College Sports Madness and Walter Camp. He was also voted ACC defensive player of the year and first team all-ACC.
- » In 2013, he was a first-team All-ACC selection and was a menace of the field recording 44 tackles, 23 tackles for loss, 13 sacks, six pass breakups, four caused fumbles and one recovered fumble in 13 starts.

- » As a sophomore, he was voted honorable mention sophomore All-American. He showed that he would be an impressive player when he lead the team in sacks with eight, which was fourth most in the ACC. He also had 18 tackles and eight tackles for loss.

PERSONAL

- » Rated as the No. 16 athlete in the nation by ESPN, the number 37 athlete in the nation and No. 37 player in Georgia by Rivals.com.
- » Played running back in high school. During his senior year he had 120 rushes for 828 yards and seven touchdowns. Also had seven punt returns for a 17.3-yard average and two touchdowns. In his only kickoff return he took it 80 yards for a touchdown.
- » He was first-team all-state by AP and Georgia Sportswriter Association. Also named all-county and all-area as a junior and senior while playing high school and AAU basketball. He averaged a double-double for the Georgia All-Stars.
- » His late father, Victor, played football at Auburn from 1982 -1984.
- » He graduated Aug. 8, 2014 before his final season at Clemson with a degree in sociology.

BEASLEY'S CAREER STATISTICS

YEAR	GP/GS	TK	SO	AST	SK	YDS	INT	YDS	LG	TD	PD	FF	FR	YDS	TD
2015	ATL 16/16	27	20	7	4.0	35.0	1	0	0	0	3	2	0	0	0
2016	ATL 16/12	39	32	7	15.5	93.0	0	0	0	0	2	6	1	21	1
2017	ATL 10/7	24	19	5	4.0	28.0	0	0	0	0	1	1	0	0	0
TOTAL	42/35	90	71	19	23.5	156.0	1	0	0	0	6	9	1	21	1

BEASLEY'S BEST GAMES

TACKLES	SACKS	INTERCEPTIONS	FORCED FUMBLES
8 @ DEN (10/9/16)	3.5 @ DEN (10/9/16)	1 @ SF (11/8/15)	2 @ DEN (10/9/16)
5, Two Times	3.0 @ LA (12/11/16)		1, Seven Times
Last vs. MIN (12/3/17)	2.0, Two Times		Last vs. GB (9/17/17)
	Last @ PHI (11/13/16)		

BEASLEY'S POSTSEASON STATISTICS

YEAR	GP/GS	TK	SO	AST	SK	YDS	INT	YDS	LG	TD	PD	FF	FR	YDS	TD
2016	ATL 3/2	2	0	2	0.0	0.0	0	0	0	0	2	0	0	0	0
TOTAL	3/2	2	0	2	0.0	0.0	0	0	0	0	2	0	0	0	0



Vic Beasley Jr.'s 15.5 sacks in 2016 are the third most in a single season in team history.

2016 GAME-BY-GAME STATISTICS

DATE	OPP	TK	SO	SK	YDS	INT	YDS	FF	FR	PD
9/11	TB	0	0	0.0	0.0	0	0	0	0	0
9/18	@OAK	2	2	1.0	0.0	0	0	0	0	0
9/26	@NO	3	3	0.0	0.0	0	0	0	0	0
10/2	CAR	1	1	0.0	0.0	0	0	0	0	0
10/9	@DEN	8	7	3.5	26.0	0	0	2	0	0
10/16	@SEA	3	2	0.0	0.0	0	0	0	0	1
10/23	SD	3	2	2.0	13.0	0	0	1	0	0
10/30	GB	3	2	1.0	7.0	0	0	0	0	0
11/3	@TB	3	2	0.0	0.0	0	0	0	0	0
11/23	@PHI	4	3	2.0	10.0	0	0	1	0	0
11/27	ARI	0	0	0.0	0.0	0	0	0	0	1
12/4	KC	1	1	1.0	4.0	0	0	1	0	0
12/11	@LA	3	3	3.0	27.0	0	0	1	1	0
12/18	SF	1	1	1.0	5.0	0	0	0	0	0
12/24	@CAR	2	1	0.0	0.0	0	0	0	0	0
1/1	NO	2	2	1.0	1.0	0	0	0	0	0
TOTALS		39	32	15.5	93.0	0	0	6	1	2
CAREER		66	49	19.5	128.0	0	0	8	1	5

2015 GAME-BY-GAME STATISTICS

DATE	OPP	TK	SO	SK	YDS	INT	YDS	FF	FR	PD
9/14	PHI	3	1	0.0	0.0	0	0	0	0	1
9/20	@NYG	5	3	1.0	0.0	0	0	0	1	0
9/27	@DAL	2	2	1.0	9.0	0	0	0	0	0
10/4	HOU	1	1	0.0	0.0	0	0	0	0	0
10/11	WAS	1	1	0.0	0.0	0	0	0	0	0
10/15	@NO	3	2	0.0	0.0	0	0	0	0	0
10/25	@TEN	2	2	0.0	0.0	0	0	0	0	0
11/1	TB	2	0	0.0	0.0	0	0	0	0	0
11/8	@SF	1	1	0.0	0.0	1	0	0	0	0
11/22	IND	1	1	0.0	0.0	0	0	0	0	0
11/29	MIN	0	0	0.0	0.0	0	0	0	0	0
12/6	@TB	0	0	0.0	0.0	0	0	0	0	0
12/13	@CAR	2	2	1.0	13.0	0	0	0	0	0
12/20	@JAX	0	0	0.0	0.0	0	0	0	0	0
12/27	CAR	4	4	1.0	13.0	0	0	1	0	1
1/3	NO	0	0	0.0	0.0	0	0	0	0	0
TOTALS		27	20	4.0	35.0	1	0	2	0	2
CAREER		27	20	4.0	35.0	1	0	2	0	2

2016 POSTSEASON STATISTICS

DATE	OPP	TK	SO	SK	YDS	INT	YDS	FF	FR	PD
1/14	SEA	2	0	0.0	0.0	0	0	0	0	0
1/22	GB	0	0	0.0	0.0	0	0	0	0	1
2/5	NE	0	0	0.0	0.0	0	0	0	0	1
TOTALS		2	0	0.0	0	0	0	0	0	2

5**MATT BOSHER**
PUNTER
MIAMI (FL.)
(7TH YEAR WITH FALCONS)**HEIGHT:** 6'0" | **WEIGHT:** 208 | **BIRTHDATE:** 10/18/87 | **NFL EXP:** 7 YRS | **ACQUIRED:** D6-'11**TRANSACTIONS**

- » Selected as a sixth round (192nd pick overall) draft choice by Atlanta in 2011.

2017 (FALCONS)

- » Punted 37 times for 1,668 yards with a 45.1-yard average (41.5 net) and a 62-yard long kick. Has also kicked off 62 times with 39 touchbacks.

2016 (FALCONS)

- » Punted 44 times for 2,060 yards with a 46.8-yard average (41.6 net average) one touchback and 21 kicks downed inside the 20 in 15 games this season.
- » Boomed a season long 68 yard punt at Denver (10/9). Averaged a career high 61.7 yards on three punts with one downed inside the Broncos 20-yard line.

CAREER

- » In seven seasons, Boshers has punted 404 times for 18,529 yards while averaging a franchise best 45.9 yards per punt (40.6 net average). Has kicked off 575 times with 322 touchbacks.
- » Punted 58 times for 2,735 yards and averaged 47.2 yards per kick - 40.4 net yards per punt in 2015. Also boomed a career long 69-yard punt and dropped 24 kicks inside the 20-yard line. Added 74 kickoffs and set a career high with 52 touchbacks.
- » Held a 45.7 yard punting average, while also recording a 40.8 yard net punting average. Tied a career high with 27 punts dropped inside the 20-yard line in 2014.
- » Named NFC Special Teams Player of the Week in Week 15 at New Orleans when he downed four punts inside the 20, including three punts inside or at the 10-yard line.

- » Boasted a 46.6 yard punting average while breaking his own franchise record and ranking sixth in the NFL with a 41.1 yard net punting average in 2013. Also dropped 26 punts inside the 20-yard line.
- » Kicked off 73 times with 50 touchbacks and three recovered onside kicks. His consistency led to touchbacks on 68.5 percent of his kickoffs, a mark ranked third in the NFL in 2013.
- » Boshers's three successful onside kicks in 2013 were the most in the NFL since 2007 when Arizona's Neil Rackers also had three successful onside attempts.
- » Punted 60 times for 2,827 yards, with a 47.1 yard average and set a franchise record with a 40.7 yard net punting average in 2012.
- » His three touchbacks on punts in 2012 were the lowest total by a Falcons punter since Michael Koenen had three in 2009.
- » Set a franchise record with 45 touchbacks on kickoffs, breaking Koenen's club best 28 set in 2009.
- » Punted 70 times pinning opponents inside their own 20 yard line 27 times, which was tied for the fourth-highest total in a single season in team history in 2011.
- » Averaged 42.7 per kick and the Falcons allowed 4.8 yards per punt return, which was tops in the NFL in 2011.
- » In 2011, Falcons opponents started 62 of their 180 offensive possessions inside their own 20-yard line, which led the League.

COLLEGE

- » Served as the Hurricanes primary placekicker and punter, appearing in 50 games during his career.

- » Set a school record after connecting on 14 consecutive field goal attempts between 2009 and 2010.
- » Posted a string of 105-straight PATs, which is the second-best streak in Miami annals. His 127 PATs and 260 points scored both placed seventh in Hurricanes annals.
- » Connected on 45 field goals as a Hurricane, posting a field goal percentage of 84.9 (45-of-53), including 9-of-13 attempts of 40-or-more yards.
- » As a punter, placed 70-of-234 attempts inside the 20-yard line, finishing with a 41.7-yard average, and averaged at least 40.0 yards in each of his four seasons handling punting duties.
- » Had 49 punts for 50 yards or longer and forced opponents to call for 82 fair catches.
- » Closed out his career ranked second in school history in consecutive PATs made (105), tied for fifth in field goals made (45), seventh in point after touchdowns made (127), in total points scored (260) and points scored kicking (260).
- » As a senior, earned first-team All-Atlantic Coast Conference honors as a punter from The NFL Draft Report and second-team accolades from the league's media and coaches. He was named the team's Special Teams Player of the Year and was a candidate for the Lowe's Senior Class Award.
- » In his junior season, earned All-Atlantic Coast Conference first-team honors as a kicker and

second-team recognition as a punter. Ranked second in the league with a 42.53-yard average on 51 punts for 2,169 yards, placing 23 kicks inside the 20-yard line with 12 attempts for 50 yards or longer, seven touchbacks and 21 fair catches.

- » As a sophomore, earned second-team All-ACC honors as a kicker and punter, while receiving the Jack Harding Award, given to the team's MVP. Was also a semi-finalist for the Lou Groza Award, given to the nation's top kicker.

PERSONAL

- » Attended Jupiter (Fla.) High School where Scout.com regarded Boshier as the best kicker in the prep ranks, giving him a four-star prospect rating. He was also rated the top kicker in the nation by Rivals.com.
- » Earned U.S. Army All-American honors and was selected to play in the U.S. Army All American Bowl game after his senior season.
- » Was rated the state of Florida's best kicking specialist by the Florida Times-Union and the two-time All-State selection was also the recipient of the Lou Groza Award for Palm Beach County as a junior and senior.
- » Named the Atlanta Falcons Walter Payton Man of the Year award in 2012. The Atlanta Falcons Man of the Year award recognizes a player's off-the-field community service. Each team in the NFL nominates one player from their organization for this prestigious honor.

BOSHER'S CAREER STATISTICS

YEAR	GP/GS	NO	PUNTING							FIELD GOALS				KICKOFFS					
			YDS	AVG	NET	TB	20	LG	BK	FG	ATT	%	LG	PAT	ATT	PTS	KO	TB	
2011	ATL 16/0	70	2,990	42.7	38.9	4	27	59	1	0	0	0.0	0	0	0	0	0	87	25
2012	ATL 16/0	60	2,847	46.7	40.7	4	22	63	2	0	0	0.0	0	0	0	0	0	93	45
2013	ATL 16/0	68	3,166	46.6	41.1	2	26	63	2	0	0	0.0	0	0	0	0	0	73	50
2014	ATL 16/0	67	3,063	45.7	40.8	4	27	66	0	0	0	0.0	0	0	0	0	0	83	46
2015	ATL 16/0	58	2,735	47.2	40.4	4	24	69	1	0	0	0.0	0	0	0	0	0	74	52
2016	ATL 15/0	44	2,060	46.8	41.6	1	21	68	0	0	0	0.0	0	0	0	0	0	105	65
2017	ATL 12/0	37	1,668	45.1	41.5	2	14	62	0	0	0	0.0	0	0	0	0	0	62	39
TOTALS	107/0	404	18,529	45.9	40.6	21	161	69	6	0	0	0.0	0	0	0	0	0	575	322

BOSHER'S POSTSEASON STATISTICS


YEAR	GP/GS	NO	PUNTING							FIELD GOALS				KICKOFFS					
			YDS	AVG	NET	TB	20	LG	BK	FG	ATT	%	LG	PAT	ATT	PTS	KO	TB	
2011	ATL 1/0	7	322	46.0	42.0	0	1	59	0	0	0	0.0	0	0	0	0	0	1	0
2012	ATL 2/0	4	174	43.5	32.5	0	1	48	0	0	0	0.0	0	0	0	0	0	11	7
2016	ATL 3/0	11	492	44.7	39.4	1	7	60	0	0	0	0.0	0	0	0	0	0	21	14
TOTALS	6/0	22	988	44.9	39.0	1	9	60	0	0	0	0.0	0	0	0	0	0	33	21



Matt Boshier's 45.9 career punt average is the best in franchise history.

3

MATT BRYANT
PLACEKICER
BAYLOR
 (9TH YEAR WITH FALCONS)



HEIGHT: 5'9" | **WEIGHT:** 203 | **BIRTHDATE:** 5/29/75 | **NFL EXP:** 16 YRS | **ACQUIRED:** FA-'09

TRANSACTIONS

- » Originally signed as a free agent by the New York Giants in 2002 and was allocated to NFL Europa.
- » Released by the Giants in 2004 and competed in four games between the Indianapolis Colts and Miami Dolphins.
- » Signed by Tampa Bay as a free agent on March 2, 2005.
- » Released by the Buccaneers on September 5, 2009 and competed with the Florida Tuskers of the UFL.
- » Signed by the Falcons as a free agent on December 1, 2009.
- » Signed by the Falcons as a free agent on July 29, 2011.

2017 (FALCONS)

- » Has converted 24 of his 28 field goal attempts and all 28 of his extra points in 2017. Has totaled 100 points. Has connected on five of his six kicks from 50+ yards.
- » Connected from 50+ yards twice against Green Bay in Week 2. Has four career games with two 50+ yard kicks.

2016 (FALCONS)

- » Named to his first career Pro Bowl in 2016. Converted 34-of-37 field goal attempts, including a 59-yard long, while adding 56 extra points. Lead the league in scoring with 158 points, setting a new franchise record.
- » Bryant's 158 points in 2016 led the NFL and rank tied for the 10th most in a single season in NFL history.
- » Became the Falcons all-time leading scorer, surpassing Morten Andersen (806) against Green Bay (10/30). Has totaled 884 points in his Falcons career.

- » Surpassed Andersen's franchise record for career field goals with his 185th kick at Philadelphia (11/13).
- » Booted a 59-yard field goal against Kansas City (12/4), his longest field goal of the season and the second longest kick of his career.

CAREER

- » In nine seasons in Atlanta, has connected on 220 of 250 field goals (88.0 percent), including 29 of 38 kicks from beyond 50 yards (76.3 percent). Has tallied 992 points during his Falcons career, breaking the franchise record of 806 points in 2016.
- » Converted 14-of-18 field goals in 10 games before being placed on injured reserve in 2015. Also made all 26 of his PAT attempts.
- » Connected on two of his four field goal attempts against Washington (10/11). His streak of 28 straight made field goals was the second-longest in team history behind his stretch of 30 consecutive FGs between 2010 and 2011.
- » Connected on 29 of his 32 field goals, including several game winners, and moved into second on the franchise's all-time scoring list. Also had an NFL best seven kicks from 50-yards-or-longer in 2014.
- » Became the fourth player in NFL history to kick a 50+ yard field goal with less than a minute remaining in regulation to force overtime in addition to converting a 50+ game-winning field goal in overtime vs. New Orleans (9/7/14).
- » Was five-for-five on field goal attempts, which is a career high. His 17 total points tied him for the fourth-highest point total by any kicker in a single game in franchise history vs. Arizona (11/30/14).
- » Hit 33 of 38 field goal attempts (86.8 percent) in 2012, including all four of his attempts of 50 yards or longer. Also connected on all 44 of his extra point attempts and scored 143 points.

- » Hit a 49-yard game winning field goal with 13 seconds remaining in the Falcons NFC Divisional Playoff matchup with the Seattle Seahawks (1/13/13).
- » In 2012, ranked third in the NFL and set a franchise record with 143 points, breaking Jay Feely's previous record of 138 set in 2002.
- » In 2011, set a franchise record by connecting on 30 consecutive field goals, breaking K Norm Johnson's record of 26 in a row set between 1992 and 1993.
- » Kicked the second-longest game-winning field goal in NFL history after splitting the uprights on a 62-yarder against Philadelphia in 2006.
- » Has earned NFC Player of the Week honors seven times (twice with the Buccaneers, the New York Giants and three times with the Falcons), including two times in 2010, and player of the month honors once during his career.

COLLEGE

- » A graduate of Baylor University, ranked seventh on the school's all-time scoring list with 105 points (21 field goals and 42 extra points).
- » His 21 field goals placed him fifth in Bears history while his 42 of 42 PATs set the school record with a 100 percent success rate.
- » Attended Trinity Valley Junior College for two years and was twice named a junior college All-America selection.

PERSONAL

- » Attended Bridge City High School in Texas where his 52-yard field goal is still the school record.
- » Following the 2008 season, was honored by the PFWA with the Halas Award, which goes to the individual in the NFL who overcame the most adversity to succeed during a season.
- » Was named the Buccaneers 2007 Man of the Year and a finalist for the NFL Walter Payton Man of the Year award for his work on and off the football field.
- » Was the Buccaneers 2008 Ed Block Courage Award recipient.
- » Married to Melissa, and the couple has seven children. The couple's youngest son, Matthew Tryson, passed away in September of 2008.
- » Attended several events to support the March of Dimes Georgia chapter during the 2010 season. He attended a special Prematurity Town Hall Forum at Zoo Atlanta, Bowling for Babies and an Evening of Excellence, where he and his wife, Melissa, spoke about how the March of Dimes has impacted their lives and the great work that they do to support babies all across the nation.
- » Participated in the Extra Yard partnership program and donated his tickets to the March of Dimes Georgia.
- » Attended a special night at Andretti's Indoor Karting & Games with several children from the Make A Wish Foundation of Georgia/Alabama, bowling for Challenged Child & Friends and Fishing with the Falcons (a special fishing outing on Lake Lanier with wounded military veterans).

BRYANT'S CAREER STATISTICS

		FIELD GOALS							KICKOFFS									
YEAR	GP/GS	FG	ATT	%	LG	PAT	ATT	PTS	KO	TB	NO	YD	AVG	NET	TB	20	LG	BK
2002	NYG 16/0	26	32	81.3	47	30	32	108	70	2	0	0	0.0	0	0	0	0	0
2003	NYG 11/0	11	14	78.6	47	17	17	50	38	2	0	0	0.0	0	0	0	0	0
2004	IND/MIA 4/0	3	4	75.0	47	12	12	21	18	0	0	0	0.0	0	0	0	0	0
2005	TB 15/0	21	25	84.0	50	31	31	94	66	5	0	0	0.0	0	0	0	0	0
2006	TB 16/0	17	22	77.3	62	23	23	73	53	4	0	0	0.0	0	0	0	0	0
2007	TB 16/0	28	33	84.8	49	34	34	118	74	6	0	0	0.0	0	0	0	0	0
2008	TB 16/0	32	38	84.2	49	35	36	131	81	6	0	0	0.0	0	0	0	0	0
2009	ATL 5/0	7	10	70.0	51	10	10	31	0	0	1	36	36.0	36	0	1	36	0
2010	ATL 16/0	28	31	90.3	51	44	44	128	0	0	0	0	0.0	0	0	0	0	0
2011	ATL 16/0	27	29	93.1	51	45	45	126	0	0	0	0	0.0	0	0	0	0	0
2012	ATL 16/0	33	38	86.8	55	44	44	143	0	0	0	0	0.0	0	0	0	0	0
2013	ATL 16/0	24	27	88.9	53	39	39	111	0	0	0	0	0.0	0	0	0	0	0
2014	ATL 16/0	29	32	90.6	54	40	40	127	0	0	0	0	0.0	0	0	0	0	0
2015	ATL 10/0	14	18	77.8	47	26	26	68	0	0	0	0	0.0	0	0	0	0	0
2016	ATL 16/0	34	37	91.9	59	56	57	158	0	0	0	0	0.0	0	0	0	0	0
2017	ATL 12/0	24	28	85.7	53	28	28	100	0	0	0	0	0.0	0	0	0	0	0
TOTALS	217/0	358	418	85.6	62	513	518	1,587	406	25	1	36	36.0	36	0	1	36	0

BRYANT'S PLAYOFF STATISTICS

		FIELD GOALS							KICKOFFS									
YEAR	GP/GS	FG	ATT	%	LG	PAT	ATT	PTS	KO	TB	NO	YD	AVG	NET	TB	20	LG	BK
2002	NYG 1/0	1	2	50.0	21	5	5	8	7	0	0	0	0.0	0	0	0	0	0
2005	TB 1/0	1	1	100.0	43	1	1	4	3	0	0	0	0.0	0	0	0	0	0
2007	TB 1/0	0	0	-	-	2	2	2	3	0	0	0	0.0	0	0	0	0	0
2010	ATL 1/0	0	0	-	-	3	3	3	0	0	0	0	0.0	0	0	0	0	0
2012	ATL 2/0	4	4	100.0	49	6	6	18	0	0	0	0	0.0	0	0	0	0	0
2016	ATL 3/0	3	3	100.0	35	13	14	22	0	0	0	0	0.0	0	0	0	0	0
TOTALS	9/0	9	10	90.0	49	30	31	57	13	0	0	0	0.0	0	0	0	0	0

59**DE'VONDRE CAMPBELL**
LINEBACKER
MINNESOTA
(2ND YEAR WITH FALCONS)**HEIGHT:**
6"5'**WEIGHT:**
239**BIRTHDATE:**
7/1/93**NFL EXP:**
2**ACQUIRED:**
D4-'16**TRANSACTIONS**

- » Selected by the Falcons in the fourth round (115th overall) of the 2016 NFL Draft.

2017 (FALCONS)

- » Has recorded 74 tackles (48 solo) with two sacks, five quarterback hits, four tackles for loss, one forced fumble, and four passes defended this season. Tallied his first career sack in Week 2, dropping QB Aaron Rodgers for an 8-yard loss.
- » Set a career high with 13 total tackles in a Week 10 win over Dallas (11/12).

2016 (FALCONS)

- » In 10 games, notched 48 tackles (35 solo) with five tackles for loss, one quarterback hit, one forced fumble, one interception, and seven passes defended.
- » Started at linebacker in his NFL debut against Tampa Bay (9/11). Posted four tackles (four solo) with one tackle for loss.
- » Snagged his first career interception, picking off QB Carson Palmer, to seal Atlanta's 38-19 win over Arizona (11/27). Added four tackles and three passes defended.

COLLEGE

- » Played in 39 games with 27 starts during his three years with the Gophers. He finished his career at Minnesota with 208 tackles, 16 tackles for loss, and 6.5 sacks.
- » During his senior season, Campbell was named All-Big Ten Honorable Mention after recording a team high four sacks, and posting three straight games with double-digit tackles.
- » In 2015, competed in 13 games and started 11. finished third on the team with 92 tackles, including 6.5 tackles for loss (team-high 4.0 sacks). Broke up three passes to go along with an interception and forced fumble.

2017 GAME-BY-GAME STATISTICS

DATE	OPP	TK	SO	SK	YDS	INT	YDS	FF	FR	PD
9/10	@CHI	6	4	0.0	0.0	0	0	0	0	1
9/17	GB	8	6	1.0	8.0	0	0	0	0	1
9/24	@DET	3	2	0.0	0.0	0	0	0	0	0
10/1	BUF	5	4	0.0	0.0	0	0	0	0	0
10/15	MIA	4	2	0.0	0.0	0	0	0	0	2
10/22	@NE	8	7	1.0	7.0	0	0	1	0	0
10/29	@NYJ	4	2	0.0	0.0	0	0	0	0	0
11/5	@CAR	8	3	0.0	0.0	0	0	0	0	0
11/12	DAL	13	11	0.0	0.0	0	0	0	0	0
11/20	@SEA	4	3	0.0	0.0	0	0	0	0	0
11/26	TB	4	2	0.0	0.0	0	0	0	0	0
12/3	MIN	7	2	0.0	0.0	0	0	0	0	0
12/7	NO	-	-	--	--	-	-	-	-	-
12/18	@TB	-	-	--	--	-	-	-	-	-
12/24	@NO	-	-	--	--	-	-	-	-	-
12/31	CAR	-	-	--	--	-	-	-	-	-
TOTALS		74	48	2.0	15.0	0	0	1	0	4
CAREER		122	83	2.0	15.0	1	7	2	0	11

- » Started all 13 games as a junior in 2014 and was named an Academic All-Big Ten selection. Finished third on the team with 75 tackles and added 6.5 tackles for loss with 2.5 sacks. Recovered three fumbles, returned an interception for a touchdown, and broke up one pass.
- » Played in 13 games and started three as a sophomore. Notched 41 tackles, including 3.0 tackles for loss. Broke up one pass and forced one fumble. Made his Minnesota debut against UNLV after transferring from Hutchinson Community College. Recorded three solo tackles, including one tackle for loss in that game.

PERSONAL

- » Helped lead Hutchinson Community College to a 9-3 record and a win in the 2012 Salt City Bowl. Collared 83 tackles (25 solo), averaging 6.9 tackles per game. Recorded eight tackles for loss, 3.5 sacks, four passes defended and one fumble recovery. Also returned an interception 34 yards for a touchdown.
- » Son of Luther and Cathryn Campbell. Earned his degree in business and marketing education and is currently working on his certificate program in human resource development.

CAMPBELL'S CAREER STATISTICS

YEAR	GP/GS	TK	SO	AST	SK	YDS	INT	YDS	LG	TD	PD	FF	FR	YDS	TD
2016	ATL	11/10	48	35	13	0.0	0.0	1	7	0	0	7	1	0	0
2017	ATL	12/12	74	48	26	2.0	15.0	0	0	0	0	4	1	0	0
TOTAL		22/21	122	83	39	2.0	15.0	1	7	0	0	11	2	0	0

CAMPBELL'S POSTSEASON STATISTICS

YEAR	GP/GS	TK	SO	AST	SK	YDS	INT	YDS	LG	TD	PD	FF	FR	YDS	TD
2016	ATL	3/3	11	8	3	0.0	0.0	0	0	0	0	0	0	0	0
TOTAL		3/3	11	8	3	0.0	0.0	0	0	0	0	0	0	0	0

2016 GAME-BY-GAME STATISTICS

DATE	OPP	TK	SO	SK	YDS	INT	YDS	FF	FR	PD
9/11	TB	4	4	0.0	0.0	0	0	0	0	0
9/18	@OAK	INACTIVE								
9/26	@NO	INACTIVE								
10/2	CAR	INACTIVE								
10/9	@DEN	INACTIVE								
10/16	@SEA	3	2	0.0	0.0	0	0	0	0	0
10/23	SD	10	6	0.0	0.0	0	0	0	0	0
10/30	GB	5	4	0.0	0.0	0	0	0	0	0
11/3	@TB	9	8	0.0	0.0	0	0	1	0	1
11/23	@PHI	2	1	0.0	0.0	0	0	0	0	1
11/27	ARI	4	4	0.0	0.0	1	7	0	0	3
12/4	KC	5	3	0.0	0.0	0	0	0	0	0
12/11	@LA	1	1	0.0	0.0	0	0	0	0	1
12/18	SF	1	0	0.0	0.0	0	0	0	0	0
12/24	@CAR	INACTIVE								
1/1	NO	4	2	0.0	0.0	0	0	0	0	1
TOTALS		48	35	0.0	0.0	1	7	1	0	7
CAREER		48	35	0.0	0.0	1	7	1	0	7

2016 POSTSEASON STATISTICS

DATE	OPP	TK	SO	SK	YDS	INT	YDS	FF	FR	PD
1/14	SEA	4	3	0.0	0.0	0	0	0	0	0
1/22	GB	3	2	0.0	0.0	0	0	0	0	0
2/5	NE	4	3	0.0	0.0	0	0	0	0	0
TOTALS		11	8	0.0	0.0	0	0	0	0	0

99**ADRIAN CLAYBORN**
DEFENSIVE END
IOWA
(3RD YEAR WITH FALCONS)**HEIGHT:**
6'3"**WEIGHT:**
280**BIRTHDATE:**
7/6/88**NFL EXP:**
7 YRS**ACQUIRED:**
FA-'15**TRANSACTIONS**

- » Originally selected by the Tampa Bay Buccaneers in the first round (20th overall) of the 2011 NFL Draft.
- » Signed by the Falcons on March 12, 2015.

2017 (FALCONS)

- » Notched 18 tackles (16 solo), eight sacks, five tackles for loss, 15 quarterback hits, and one touchdown this season.
- » Named NFC Defensive Player of the Week honors after setting a single-game franchise record with six sacks against the Dallas Cowboys in Week 10. Topped Pro Football Hall of Famer Claude Humphrey (2x) and Chuck Smith for the club record of five.
- » Notched his second career touchdown with a 10-yard scoop-and-score of a QB Russell Wilson fumble in Week 11 at Seattle.

2016 (FALCONS)

- » Played in 13 games with six starts, totaling 22 tackles, 4.5 sacks, eight tackles for loss, 14 quarterback hit, one fumble recovery, one touchdown, and one pass defense.
- » Scored his first career touchdown on a five-yard fumble return against San Diego (10/23). Added three tackles, one sack, two tackles for loss, two quarterback hits and one pass defense.
- » Posted the first multi-sack game of his career, dropping Aaron Rodgers twice in a Week 8 meeting with Green Bay (10/30). Added three tackles, two quarterback hits, and two tackles for loss.

CAREER

- » Has played in 75 games with 49 starts, tallying 166 total tackles (125 solo) with 28.5 sacks, seven forced fumbles, four fumble recoveries, and two passes defended.

2017 GAME-BY-GAME STATISTICS

DATE	OPP	TK	SO	SK	YDS	INT	YDS	FF	FR	PD
9/10	@CHI	1	1	0.0	0.0	0	0	0	0	0
9/17	GB	1	1	1.0	12.0	0	0	0	0	0
9/24	@DET	2	2	1.0	8.0	0	0	0	0	1
10/1	BUF	1	1	0.0	0.0	0	0	0	0	0
10/15	MIA	1	0	0.0	0.0	0	0	0	0	0
10/22	@NE	0	0	0.0	0.0	0	0	0	0	0
10/29	@NYJ	2	2	0.0	0.0	0	0	0	0	0
11/5	@CAR	2	1	0.0	0.0	0	0	0	0	0
11/12	DAL	6	6	6.0	32.0	0	0	2	1	0
11/20	@SEA	1	1	0.0	0.0	0	0	0	1	0
11/26	TB	0	0	0.0	0.0	0	0	0	0	0
12/3	MIN	1	1	0.0	0.0	0	0	0	0	0
12/7	NO	-	-	--	--	-	-	-	-	-
12/18	@TB	-	-	--	--	-	-	-	-	-
12/24	@NO	-	-	--	--	-	-	-	-	-
12/31	CAR	-	-	--	--	-	-	-	-	-
TOTALS		18	16	8.0	52.0	0	0	2	2	1
CAREER		166	125	28.5	183.0	0	0	7	4	2

- » Played in all 16 games with four starts in his first year with the Falcons in 2015. Collared 15 tackles (14 solo) with three sacks and one fumble recovery.
- » Started all 16 games and recorded a career-high with 64 tackles, including 19 for loss, six sacks, and two forced fumbles in 2013. His 19 tackles for loss that season ranked fourth in the NFL behind DE Robert Quinn (23), DE J.J. Watt (22), and LB Lavonte David (20). Added 14.5 run stuffs, which tied for the NFL lead, with David and Watt, according to STATS, LLC.
- » Started the first three games of the 2012 season before seeing the year cut short by injury.
- » As a rookie in 2011, started all 16 game and posted 54 tackles (26 solo), 7.5 sacks, and three forced fumbles.

COLLEGE

- » Was a two-time team captain that started in 37 of 50 games played, including his last 30 games during his Iowa career (2007-10). He recorded 192 tackles to go with 19.0 sacks, 37.5 tackles for loss, seven forced fumbles, and one fumble recovery while earning All-Big Ten honors following his junior and senior seasons.

PERSONAL

- » Attended Webster Groves High School where he was a four-year letterman and team captain. Recorded 240 tackles, five sacks, four forced

fumbles and three interceptions on defense in his career, while adding 42 receptions for 691 yards (16.45 ypc) and 10 touchdowns on offense.



- » Racked up 103 tackles with three sacks, a forced fumble and an interception as a senior while earning all-state and all-conference honors as a linebacker and tight end. Was named the Missouri Player of the Year.

2016 GAME-BY-GAME STATISTICS

DATE	OPP	TK	SO	SK	YDS	INT	YDS	FF	FR	PD
9/11	TB	2	2	0.0	0.0	0	0	0	0	0
9/18	@OAK	2	2	0.0	0.0	0	0	0	0	0
9/26	@NO	0	0	0.0	0.0	0	0	0	0	0
10/2	CAR	3	3	0.0	0.0	0	0	0	0	0
10/9	@DEN	3	2	0.5	3.0	0	0	0	0	0
10/16	@SEA	1	1	0.0	0.0	0	0	0	0	0
10/23	SD	3	3	1.0	5.0	0	0	0	1	1
10/30	GB	3	3	2.0	16.0	0	0	0	0	0
11/3	@TB	3	3	1.0	5.0	0	0	0	0	0
11/23	@PHI	0	0	0.0	0.0	0	0	0	0	0
11/27	ARI	0	0	0.0	0.0	0	0	0	0	0
12/4	KC				INACTIVE					
12/11	@LA				INACTIVE					
12/18	SF				INACTIVE					
12/24	@CAR	2	0	0.0	0.0	0	0	0	0	0
1/1	NO	0	0	0.0	0.0	0	0	0	0	0
TOTALS		22	19	4.5	29.0	0	0	0	1	1
CAREER		148	109	20.5	131.0	0	0	5	2	1

2015 GAME-BY-GAME STATISTICS

DATE	OPP	TK	SO	SK	YDS	INT	YDS	FF	FR	PD
9/14	PHI	1	1	0.0	0.0	0	0	0	0	0
9/20	@NYG	0	0	0.0	0.0	0	0	0	0	0
9/27	@DAL	2	2	1.0	3.0	0	0	0	0	0
10/4	HOU	0	0	0.0	0.0	0	0	0	0	0
10/11	WAS	2	2	0.0	0.0	0	0	0	0	0
10/15	@NO	2	2	1.0	8.0	0	0	0	0	0
10/25	@TEN	0	0	0.0	0.0	0	0	0	0	0
11/1	TB	1	1	0.0	0.0	0	0	0	0	0
11/8	@SF	0	0	0.0	0.0	0	0	0	0	0
11/22	IND	2	2	0.0	0.0	0	0	0	0	0
11/29	MIN	1	1	0.0	0.0	0	0	0	0	0
12/6	@TB	1	0	0.0	0.0	0	0	0	0	0
12/13	@CAR	1	1	0.0	0.0	0	0	0	0	0
12/20	@JAX	1	1	1.0	7.0	0	0	0	0	0
12/27	CAR	0	0	0.0	0.0	0	0	0	1	0
1/3	NO	1	1	0.0	0.0	0	0	0	0	0
TOTALS		15	14	3.0	18.0	0	0	0	1	0
CAREER		124	88	16.0	18.0	0	0	0	1	0



40

DERRICK COLEMAN

FULLBACK
UCLA
(1ST YEAR WITH FALCONS)



HEIGHT:
6'0"

WEIGHT:
233

BIRTHDATE:
10/18/90

NFL EXP:
4 YRS

ACQUIRED:
FA-'17

TRANSACTIONS

- » Signed by the Minnesota Vikings as a college free agent following the 2012 NFL Draft.
- » Signed by the Seattle Seahawks in December of 2012.
- » Signed by the Atlanta Falcons on March 21, 2017.

2017 (FALCONS)

- » Serves as the lead blocker for an Atlanta rushing attack is averaging 115.6 yards per game on the ground. Ranks second in the NFL with 12 special teams tackles. Has run twice for eight yards while also adding two receptions for 20 yards.

CAREER

- » In four seasons, has seen action in 43 games with 11 starts. Has recorded 12 carries for 43 yards in addition to 13 catches for 111 yards and a pair of touchdowns.
- » Coleman is the first deaf offensive player in the NFL.

COLLEGE


- » Played in 48 games during his career at UCLA. Ran for 1,780 yards on 341 carries, averaging 5.2 yards per carry and scoring 19 touchdowns. Also added 17 catches for 66 yards.

PERSONAL

- » Born Derrick Lamont Coleman, Jr. on October 18, 1990 in West Los Angeles, CA. Hobbies include all sports, but especially golf and lifting weights.
- » Three-year varsity starter at running back and linebacker at Troy HS in Fullerton, CA. Named team MVP and first-team all-league as a senior.

COLEMAN'S CAREER STATISTICS

YEAR	GP/GS	RUSHING						RECEIVING				
		ATT	YDS	AVG	LG	TD	REC	YDS	AVG	LG	TD	
2013	SEA 12/3	2	3	1.5	4	0	8	62	7.8	12	1	
2014	SEA 5/1	0	0	0.0	0	0	2	29	14.5	15t	1	
2015	SEA 14/3	8	32	4.0	19	0	1	0	0.0	0	0	
2017	ATL 12/4	2	8	4.0	5	0	2	20	10.0	11	0	
TOTALS	43/11	12	43	3.6	19	0	13	111	8.5	15t	2	

26**TEVIN COLEMAN**
RUNNING BACK
INDIANA
(3RD YEAR WITH FALCONS)**HEIGHT:**
6'1"**WEIGHT:**
210**BIRTHDATE:**
4/16/93**NFL EXP:**
3 YRS**ACQUIRED:**
D3-'15

TRANSACTIONS

- » Selected by the Falcons in the third round (72nd overall) of the 2015 NFL Draft.

2017 (FALCONS)

- » Logged 130 carries for 561 yards with five touchdowns, while adding 21 catches for 245 yards and two scores this season.
- » Caught a 3-yard touchdown pass from QB Matt Ryan in a Week 2 win over Green Bay. Posted his 10th career rushing TD with a 6-yard score in Week 6 against Miami.
- » Posted the second most total yards from scrimmage of his career with 144 (79 rush | 65 rec.) against Buffalo in Week 4. Averaged 11.1 yards per touch.
- » Had one of the best games of his career against Tampa Bay in Week 12, logging 19 carries for 97 yards with two touchdowns.

2016 (FALCONS)

- » Logged 118 carries for 520 yards with eight touchdowns, while adding 31 catches for 421 yards and three scores in 13 games this season. Finished second on the team with 12 total touchdowns.
- » Joined Devonta Freeman to become the first Falcons RB duo to post 10 total touchdowns each in a single season.
- » Caught a six-yard touchdown pass from Matt Ryan in Super Bowl LI against New England.
- » Caught five passes for 95 yards (19.0 yards per catch) while adding 22 yards on eight carries against Tampa Bay (9/11). One of 10 running backs in franchise history to record 95 receiving yards in a single game.
- » Rushed for three touchdowns in a Monday Night Football win at New Orleans (9/26). Carried the ball 12 times for 42 yards while adding three catches for 47 yards. Became the seventh player in franchise history to rush for three touchdowns in a single game.

2017 GAME-BY-GAME STATISTICS

DATE	OPP	RUSHING					RECEIVING				
		RUSH	YDS	AVG	LG	TD	REC	YDS	AVG	LG	TD
9/10	@ CHI	8	16	2.0	7	0	4	42	10.5	20	0
9/17	GB	6	42	7.0	35	0	2	3	1.5	3t	1
9/24	@ DET	6	46	7.7	14	0	3	43	14.3	27	0
10/1	BUF	9	77	8.6	29	0	4	65	16.3	39	0
10/15	MIA	9	32	3.6	20	1	1	4	4.0	4	0
10/22	@ NE	6	16	2.7	6	0	0	0	0.0	0	0
10/29	@ NYJ	14	82	5.9	52	0	1	22	22.0	22	0
11/5	@ CAR	5	5	1.0	2	0	1	19	19.0	19t	1
11/12	DAL	20	83	4.2	19	1	1	5	5.0	5	0
11/20	@ SEA	20	43	2.2	9	1	1	15	15.0	15	0
11/26	TB	19	97	5.1	20	2	0	0	0.0	0	0
12/3	MIN	8	22	2.8	6	0	3	27	9.0	17	0
12/7	NO	-	-	--	-	-	-	-	--	-	-
12/18	@ TB	-	-	--	-	-	-	-	--	-	-
12/24	@ NO	-	-	--	-	-	-	-	--	-	-
12/31	CAR	-	-	--	-	-	-	-	--	-	-
TOTALS		130	561	4.3	52	5	21	245	11.7	39	2
CAREER		335	1,473	4.4	55t	14	54	680	12.6	49	5

- » Recorded three games with 100+ scrimmage yards.

CAREER

- » Has played in 37 games with five starts in three seasons. Has logged 335 carries for 1,473 yards (4.4 yards per carry) with 14 touchdowns. Has added 54 receptions for 680 yards and five touchdowns.
- » Played in 12 games with three starts during his rookie season. Logged 87 carries for 392 yards with one touchdown. Also added two catches for 14 yards as a receiver out of the backfield.
- » Totaled 80 yards on 20 carries against Philadelphia (9/14). His 80 rushing yards were the most by a Falcons rookie since RB Jerious Norwood ran for 107 yards against the Washington Redskins.
- » Scored his first career touchdown, punching in a 1-yard run, at New York (9/20). Recorded 32 yards on nine carries before leaving the game with a rib injury.
- » Had a career day against Minnesota (11/29), rushing for 110 yards on 18 carries while averaging 6.1 yards per carry. Recorded his first ca-

reer 100-yard game giving Atlanta a 100-yard rusher in five games this season.

COLLEGE

- » Played in 33 games for the Hoosiers and logged 3,219 yards on 452 carries. He averaged 7.1 yards per carry and 97.5 yards per game, while tallying 28 touchdowns.
- » In 2014, he became the 18th player in FBS history to reach 2,000 rushing yards in a single season. He recorded 2,036 yards, and averaged 169.7 rushing yards per game, finishing the season with 11 100-yard rushing games.
- » His spectacular 2014 season allowed him to finish seventh in the Heisman Trophy voting, and he was a finalist for the Doak Walker Award. He also earned first team All-Big Ten honors and served as a team captain for the Hoosiers.
- » He set a single game rushing record with 307 rushing yards on 32 carries against Rutgers in 2014.

- » In 2013, he rushed for 958 yards on 131 carries and averaged 106.4 rushing yards per game with 12 touchdowns. He also tallied 1,275 all-purpose yards and earned honorable mention All-Big Ten honors, as well as Indiana's Corby Davis Memorial Award as the team's most outstanding running back.
- » During his freshman year in 2013, he was named to the freshman All-Big Ten team, and rushed for 225 yards on 51 carries and one touchdown. He led the Hoosiers in kick return yards with 566 on 24 returns. Also scored on a career-long 96-yard return touchdown.

PERSONAL

- » He attended Oak Forest High School and played running back, wide receiver and cornerback.
- » He was named the Pepsi-Cola/Southtown Star as well as the Suburban Conference and Daily Southtown Player of the Year.
- » He was selected as a first team all-state choice after rushing for 949 yards on 83 carries with 13 touchdowns.



Tevin Coleman caught a six-yard touchdown pass in Super Bowl LI against New England.

COLEMAN'S CAREER STATISTICS

YEAR	GP/GS	RUSHING					RECEIVING					
		ATT	YDS	AVG	LG	TD	REC	YDS	AVG	LG	TD	
2015	ATL	12/3	87	392	4.5	46	1	2	14	7.0	10	0
2016	ATL	13/0	118	520	4.4	55t	8	31	421	13.6	49	3
2017	ATL	12/2	130	561	4.3	52	5	21	245	11.7	39	2
TOTALS	37/5	335	1,473	4.4	55t	14	54	680	12.6	49	5	

COLEMAN'S PLAYOFF STATISTICS

YEAR	GP/GS	RUSHING					RECEIVING					
		ATT	YDS	AVG	LG	TD	REC	YDS	AVG	LG	TD	
2016	ATL	3/0	29	115	4.0	15	1	7	63	9.0	14t	2
TOTALS	3/0	29	115	4.0	15	1	7	63	9.0	14t	2	

COLEMAN'S BEST GAMES

RUSHING ATT	RUSHING YDS	RUSH TOUCHDOWNS	RECEIVING YARDS
20, Three Times	110 vs. MIN (11/29/15)	3 @ NO (9/26/16)	132 @ DEN (10/9/16)
@ SEA (11/20/17)	97 vs. TB (11/26/17)	2 vs. TB (11/26/17)	95 vs. TB (9/11/16)
19 vs. TB (11/26/17)	90 @ CAR (12/24/16)		65 vs. BUF (10/1/17)

RECEIVING TDS	SCRIM. YARDS	YDS/TOUCH
1, Five Times	163 @ DEN (10/9/16)	16.3 @ DEN (10/9/16)
Last @ CAR (9/17/17)	142 vs. BUF (10/1/17)	11.3 @ CAR (12/24/16)
	135 @ CAR (12/24/16)	10.9 vs. BUF (10/1/17)

2016 GAME-BY-GAME STATISTICS

DATE	OPP	RUSHING					RECEIVING				
		RUSH	YDS	AVG	LG	TD	REC	YDS	AVG	LG	TD
9/11	TB	8	22	2.8	7	0	5	95	19.0	47	0
9/18	@OAK	12	46	3.8	13t	1	2	25	12.5	24	0
9/26	@NO	12	42	3.5	9	3	3	47	15.7	34	0
10/2	CAR	8	19	2.4	7	0	3	14	4.7	11	0
10/9	@DEN	6	31	5.2	16	0	4	132	33.0	49	1
10/16	@SEA	5	10	2.0	4	0	1	7	7.0	7	0
10/23	SD	8	64	8.0	30t	1	1	10	10.0	10	0
10/30	GB										
11/3	@TB										
11/13	@PHI										
11/27	ARI	8	9	1.1	7	1	2	4	2.0	2	0
12/4	KC	12	49	4.1	9	0	0	0	0.0	0	0
12/11	@LA	8	36	4.5	10	1	2	19	9.5	13	1
12/18	SF	14	58	4.1	29	0	2	8	8.0	8	0
12/24	@CAR	9	90	10.0	55t	1	3	45	15.0	31	0
1/1	NO	8	44	5.5	25	0	3	15	5.0	7t	1
TOTALS		118	520	4.4	55t	8	31	421	13.9	49	3
CAREER		205	912	4.4	55t	9	33	435	13.2	49	3

2015 GAME-BY-GAME STATISTICS

DATE	OPP	RUSHING					RECEIVING				
		RUSH	YDS	AVG	LG	TD	REC	YDS	AVG	LG	TD
9/14	PHI	20	80	4.0	20	0	0	0	-	-	0
9/20	@NYG	9	32	3.6	11	1	0	0	-	-	0
9/27	@DAL										
10/4	HOU										
10/11	WAS	2	3	1.5	2	0	0	0	-	-	0
10/15	@NO	4	40	10.0	18	0	0	0	-	-	0
10/25	@TEN	3	14	4.7	10	0	0	0	-	-	0
11/1	TB	3	11	3.7	7	0	1	10	10	10	0
11/8	@SF	1	3	3.0	3	0	0	0	-	-	0
11/22	IND	17	48	2.8	10	0	0	0	-	-	0
11/29	MIN	18	110	6.1	46	0	0	0	-	-	0
12/6	@TB	3	13	4.3	10	0	1	4	4	4	0
12/13	@CAR	3	15	5.0	11	0	0	0	-	-	0
12/20	@JAX	4	23	5.8	9	0	0	0	-	-	0
12/27	CAR										
1/3	NO										
TOTALS		87	392	4.5	46	1	2	14	7.0	10	0
CAREER		87	392	4.5	46	1	2	14	7.0	10	0

2016 POSTSEASON STATISTICS

DATE	OPP	RUSHING					RECEIVING				
		RUSH	YDS	AVG	LG	TD	REC	YDS	AVG	LG	TD
1/14	SEA	11	57	5.2	15	0	3	22	7.3	14t	1
1/22	GB	11	29	2.6	10	1	3	35	11.7	17	0
2/5	NE	7	29	4.1	9	0	1	6	6.0	6t	1
TOTALS		29	115	4.0	15	1	7	63	9.0	17	2

95**JACK CRAWFORD**
DEFENSIVE LINE
PENN STATE
(1ST YEAR WITH FALCONS)**HEIGHT:**
6'5"**WEIGHT:**
274**BIRTHDATE:**
9/7/88**NFL EXP:**
6 YRS**ACQUIRED:**
FA-'17

TRANSACTIONS

- » Originally selected by the Oakland Raiders in the fifth round (158th overall) of the 2012 NFL Draft.
- » Signed by the Dallas Cowboys on September 2, 2014.
- » Signed by the Atlanta Falcons as a free agent on March 9, 2017.

2017 (FALCONS)

- » Made his Falcons debut in the season opening win at Chicago. Recorded five tackles and three quarterback hits in four games before being placed on injured reserve.

2016 (COWBOYS)

- » Made a career-high 10 starts, mostly at left defensive end, posting 27 tackles, 3.5 sacks, and 12 quarterback pressures.

CAREER

- » In six seasons, has played in 61 games with 11 starts while totaling 73 tackles (43 solo), 9.5 sacks, 14 tackles for loss, and one forced fumble.

COLLEGE

- » Played four years at Penn State. As a senior, played and started all 13 games and totaled 42 stops with 7.5 tackles for loss. Added 6.5 sacks, six passes defensed and two fumble recoveries.

2017 GAME-BY-GAME STATISTICS

DATE	OPP	TK	SO	SK	YDS	INT	YDS	FF	FR	PD
9/10	@ CHI	0	0	0.0	0.0	0	0	0	0	0
9/17	GB	2	1	0.0	0.0	0	0	0	0	0
9/24	@ DET	1	0	0.0	0.0	0	0	0	0	0
10/1	BUF	2	2	0.0	0.0	0	0	0	0	0
10/15	MIA	INJURED RESERVE								
10/22	@ NE	INJURED RESERVE								
10/29	@ NYJ	INJURED RESERVE								
11/5	@ CAR	INJURED RESERVE								
11/12	DAL	INJURED RESERVE								
11/20	@ SEA	INJURED RESERVE								
11/26	TB	INJURED RESERVE								
12/3	MIN	INJURED RESERVE								
12/7	NO	-	-	--	--	-	-	-	-	-
12/18	@ TB	-	-	--	--	-	-	-	-	-
12/24	@ NO	-	-	--	--	-	-	-	-	-
12/31	CAR	-	-	--	--	-	-	-	-	-
TOTALS		5	3	0.0	0.0	0	0	0	0	0
CAREER		73	43	9.5	53.5	0	0	1	0	0

PERSONAL

- » Attended St. Augustine High School in Longport, N.J. Played football, basketball, and soccer...
- » Born in London, England and moved to the United States while in high school before his junior year (2005), his first year of football.

CRAWFORD'S CAREER STATISTICS

YEAR	GP/GS	TK	SO	AST	SK	YDS	INT	YDS	LG	TD	PD	FF	FR	YDS	TD
2012	OAK	4/0	3	2	1	0.0	0.0	0	0	0	0	0	0	0	0
2013	OAK	15/0	11	5	6	0.0	0.0	0	0	0	0	0	0	0	0
2014	DAL	6/0	8	6	2	2.0	10.0	0	0	0	0	1	0	0	0
2015	DAL	16/1	21	14	7	4.0	29.0	0	0	0	0	0	0	0	0
2016	DAL	16/10	25	13	12	3.5	14.5	0	0	0	0	0	0	0	0
2017	ATL	4/0	5	4	1	0.0	0.0	0	0	0	0	0	0	0	0
TOTAL		61/11	73	43	30	9.5	53.5	0	0	0	0	1	0	0	0

24

DEVONTA FREEMAN

RUNNING BACK
FLORIDA STATE UNIVERSITY
(4TH YEAR WITH FALCONS)



HEIGHT:
5'8"

WEIGHT:
206

BIRTHDATE:
3/15/92

NFL EXP:
4 YRS

ACQUIRED:
D4a-'14

TRANSACTIONS

- » Selected by the Falcons in the fourth round (103rd overall) in the 2014 NFL Draft.

2017 (FALCONS)

- » Has run for 589 yards on 128 carries with five touchdowns while adding 20 catches for 144 yards this season.
- » Recorded the eighth multi-touchdown game of his career, rushing for two scores, in a Week 2 win over Green Bay. Has six career games with two-plus rushing touchdowns.
- » Posted his seventh career 100-yard game in Week 3 at Detroit, with 106 yards on 21 carries.

2016 (FALCONS)

- » Earned his second career Pro Bowl selection in 2016. Ran for 1,079 yards on 227 carries while scoring 11 rushing touchdowns. Also added 54 catches for 462 yards and two scores. Has totaled 100+ scrimmage yards in seven games this season.
- » Totaled 125 total yards on 18 touches in his playoff debut against Seattle in the Divisional Round. Scored his first playoff touchdown on a one-yard run.
- » Totaled 121 yards from scrimmage, including a game-high 75 yards on the ground, in Super Bowl LI against New England.
- » Paced the Falcons to a 45-32 win on Monday Night Football with 207 total yards on 19 touches, including a 13-yard touchdown reception from QB Matt Ryan, at New Orleans (9/26). Ran for 152 yards on 14 carries (10.9 yards per carry) while adding 55 yards on five receptions.
- » Is the first Falcons running back since Michael Turner (2010-11) to post back-to-back seasons with 1000 scrimmage yards.
- » Is the only player in the NFL to rush for three touchdowns in a game multiple times (3) over the last two seasons.

2017 GAME-BY-GAME STATISTICS

DATE	OPP	RUSHING					RECEIVING				
		RUSH	YDS	AVG	LG	TD	REC	YDS	AVG	LG	TD
9/10	@ CHI	12	37	3.1	6	1	2	2	1.0	2	0
9/17	GB	19	84	4.4	17	2	2	16	8.0	10	0
9/24	@ DET	21	106	5.0	18	1	3	32	10.7	18	0
10/1	BUF	18	58	3.2	16	1	2	20	10.0	13	0
10/15	MIA	9	68	7.6	44	0	2	11	5.5	11	0
10/22	@ NE	12	72	6.0	21	0	3	18	6.0	9	0
10/29	@ NYJ	12	41	3.4	7	0	1	20	20.0	20	0
11/5	@ CAR	11	46	4.2	20	0	4	18	4.5	14	0
11/12	DAL	2	3	1.5	2	0	0	0	0.0	0	0
11/20	@ SEA	INACTIVE									
11/26	TB	INACTIVE									
12/3	MIN	12	74	6.2	13	0	1	7	7.0	7	0
12/7	NO	-	-	-	-	-	-	-	-	-	-
12/18	@ TB	-	-	-	-	-	-	-	-	-	-
12/24	@ NO	-	-	-	-	-	-	-	-	-	-
12/31	CAR	-	-	-	-	-	-	-	-	-	-
TOTALS		128	589	4.6	44	5	20	144	7.2	20	0
CAREER		685	2,972	4.3	75t	28	177	1,409	8.0	44	6

- » Is the sixth Falcon and first since Michael Turner (2010-11) to rush for more than 1,000 yards in back to back seasons.

CAREER

- » A two-time Pro Bowl selection. Has rushed for 2,972 yards and 28 touchdowns on 685 carries while adding 1,409 yards and six touchdowns on 177 catches in four seasons.
- » Earned his first Pro Bowl selection after rushing for 1,056 yards with 11 touchdowns while adding 578 yards on 73 catches and three scores. Ranked fifth in the NFL with 1,634 total yards and tied for the League lead with 14 overall touchdowns.
- » Became the first player since the 1970 AFL-NFL merger to rush for three touchdowns in each of his first two starts.
- » Was the first player in the Super Bowl era to record seven rushing touchdowns in his first three starts.
- » Became the first Falcon RB since Michael Turner (2009) to record three straight 100-yard games (Weeks 5-7) in 2015.

- » Played in all 16 games and had 248 yards off of 65 carries and one touchdown as a rookie in 2014. Also had 30 catches for 225 yards and one touchdown.

COLLEGE

- » Became the first Florida State running back since Warrick Dunn to rush for over 1,000 yards when he logged 1,016 yards on 173 carries in 2013. He is the sixth player in Seminole history to accomplish that feat.
- » Led the team in rushing during both his freshman and junior campaigns, becoming the 15th player since 1947 to pace the offense in multiple seasons.
- » His 30 rushing touchdowns are tied for third in school history while his 2,255 career rushing yards are tied with former Falcons RB Antone Smith for the eighth most in school history.
- » Appeared in 39 games during three seasons at Florida State, starting 26 contests, including his final 19 appearances.
- » Compiled 2,730 all-purpose yards, adding 475 yards on 47 receptions to his 404 carries and 2,255 career rushing yards, and averaged 70 yards per game.
- » In 2013, earned All-Atlantic Coast Conference first-team honors from the league's coaches and media after leading the team in rushing for the second time in his career. averaged 5.9 yards per carry and ran for 14 touchdowns while his 1,016 yards were the seventh-highest single season total in school history.
- » Rushed 11 times for 73 yards, including a late second quarter touchdown in Florida State's 34-31 victory over Auburn in the BCS National Championship Game.

- » As a sophomore in 2012, he ranked second on the team with 660 yards on 111 carries, averaging 5.9 yards per carry, and scoring eight touchdowns.
- » Earned third-team Freshman All-America honors from the NFL Draft Report after leading the Seminoles with 579 yards on 120 carries, the fifth-highest yardage total by a true freshman in school history. Averaged 4.8 yards per carry and scored eight touchdowns while starting seven games.

PERSONAL

- » Attended Miami (Fla.) Central High School, where he was a consensus four-star recruit. He led Miami Central to a Class 6A state championship as a senior in 2010 after posting 2,208 yards and 26 touchdowns.
- » Rivals.com regarded him as the 10th-best running back in the nation, placing him 22nd on their Florida Top 100 and 108th on the Rivals250 lists while Scout.com considered him to be the ninth-best running back in high school.
- » Was named the MVP of the state title game after gaining 308 yards on 36 carries - falling just 20 yards shy of a state championship game record.
- » He recorded 663 rushing yards and six touchdowns in the final two games of the state playoffs, receiving first-team All-Dade recognition from The Miami Herald and was a member of the Times-Union's Florida Super 75 squad.

FREEMAN'S CAREER STATISTICS

YEAR	GP/GS	RUSHING						RECEIVING				
		ATT	YDS	AVG	LG	TD	REC	YDS	AVG	LG	TD	
2014	ATL	16/0	65	248	3.8	31t	1	30	225	7.5	36	1
2015	ATL	15/13	265	1,056	4.0	39	11	73	578	7.9	44	3
2016	ATL	16/16	227	1,079	4.8	75t	11	54	462	8.6	35	2
2017	ATL	10/10	128	589	4.6	44	5	20	144	7.2	20	0
TOTALS	57/39	685	2,972	4.3	75t	28	177	1,409	8.0	44	6	

FREEMAN'S PLAYOFF STATISTICS

YEAR	GP/GS	RUSHING						RECEIVING				
		ATT	YDS	AVG	LG	TD	REC	YDS	AVG	LG	TD	
2016	ATL	3/3	39	162	4.2	37	2	10	168	16.8	53	1
TOTALS	3/3	39	162	4.2	37	2	10	168	16.8	53	1	

FREEMAN'S BEST GAMES

RUSHING ATT	RUSHING YDS	RECEPTIONS	RECEIVING YARDS
30 @ DAL (9/27/15)	153 vs. WAS (10/11/15)	10 @ TB (12/6/15)	81, Two Times
27 vs. WAS (10/11/15)	152 @ NO (9/26/16)	8, Three Times	vs. NO (1/1/17)
25, Three Times	141 @ DAL (9/27/15)	Last @ Car (12/24/16)	67 @ SF (11/8/15)
Last vs. NO (1/3/16)	139 vs. SF (12/18/16)		
RUSHING TDS	RECEIVING TDS	SCRIM. YARDS	
3, Three Times	1, Six Times	207 @ NO (9/26/16)	
Last vs. SF (12/18/16)	Last vs. GB (10/30/16)	197 vs. WAS (10/11/15)	
2, Three Times		193 @ DAL (9/27/15)	
Last vs. GB (9/17/17)		177 vs. NO (1/1/17)	

2016 GAME-BY-GAME STATISTICS												
DATE	OPP	RUSHING					RECEIVING					
		RUSH	YDS	AVG	LG	TD	REC	YDS	AVG	LG	TD	
9/11	TB	11	20	1.8	10	0	4	20	5.0	11	0	
9/18	@OAK	17	93	5.5	18	0	0	0	0.0	0	0	
9/26	@NO	14	152	10.9	48	0	5	55	11.1	34	1	
10/2	CAR	13	57	4.4	19	1	2	7	3.5	6	0	
10/9	@DEN	23	88	3.8	15	1	3	35	11.7	14	0	
10/16	@SEA	12	40	3.3	18	0	3	10	3.3	11	0	
10/23	SD	15	58	3.9	15	0	5	42	8.4	15	0	
10/30	GB	11	35	3.2	17	1	4	23	5.8	9	1	
11/3	@TB	17	77	4.5	20	0	2	28	14.0	27	0	
11/13	@PHI	12	49	4.1	17	0	3	32	10.7	15	0	
11/27	ARI	16	60	3.8	16	2	2	17	8.5	12	0	
12/4	KC	15	56	3.7	14	2	4	49	12.3	16	0	
12/11	@LA	6	6	1.0	6	0	2	12	6.0	9	0	
12/18	SF	20	139	7.0	34	3	2	16	8.0	8	0	
12/24	CAR	13	53	4.1	13	0	8	35	4.4	9	0	
1/1	NO	12	96	8.0	75	1	5	81	16.2	35	0	
TOTALS		227	1079	4.8	75	11	54	462	8.6	35	2	
CAREER		557	2383	4.3	75	23	157	1265	8.1	44	6	

2016 POSTSEASON STATISTICS												
DATE	OPP	RUSHING					RECEIVING					
		RUSH	YDS	AVG	LG	TD	REC	YDS	AVG	LG	TD	
1/14	SEA	14	45	3.2	13	1	4	80	20.0	53	0	
1/22	GB	14	42	3.0	14	0	4	42	10.5	19	1	
2/5	NE	11	75	6.8	37	1	2	46	23.0	39	0	
TOTALS		39	162	4.2	37	2	10	168	16.8	53	1	

2014 GAME-BY-GAME STATISTICS												
DATE	OPP	RUSHING					RECEIVING					
		RUSH	YDS	AVG	LG	TD	REC	YDS	AVG	LG	TD	
9/7	NO	2	15	7.5	10	0	2	18	9	13	0	
9/14	@CIN	0	0	0	0	0	2	22	11	18	0	
9/18	TB	11	12	1.1	6	0	1	7	7	7	0	
09/28	@MIN	2	8	4	5	0	2	12	6	6	0	
10/5	@NYG	4	38	9.5	24	0	5	44	8.8	19	0	
10/12	CHI	2	5	2.5	3	0	2	26	13	14	0	
10/19	@BAL	2	20	10.0	18	0	5	17	3.4	9	0	
10/26	DET	3	5	1.7	2	0	1	7	7	7	1	
11/9	@TB	3	16	5.3	9	0	1	-2	-2.0	-2	0	
11/16	@CAR	6	28	4.7	15	0	0	0	0	0	0	
11/23	CLE	5	7	1.4	6	0	0	0	0	0	0	
11/30	ARI	8	26	3.3	19	0	1	4	4.0	4	0	
12/8	@GB	2	-2	-1.0	0	0	2	10	5.0	6	0	
12/14	PIT	4	21	5.3	10	0	1	9	9.0	9	0	
12/21	@NO	5	36	7.2	31	1	3	48	16.0	36	0	
12/28	CAR	6	13	2.2	5	0	2	3	1.5	2	0	
TOTALS		65	248	3.8	24	1	30	225	7.5	36	1	
CAREER		65	248	3.8	24	1	30	225	7.5	36	1	

2015 GAME-BY-GAME STATISTICS												
DATE	OPP	RUSHING					RECEIVING					
		RUSH	YDS	AVG	LG	TD	REC	YDS	AVG	LG	TD	
9/14	PHI	10	18	1.8	9	0	3	29	9.7	12	0	
9/20	@NYG	12	25	2.1	7	1	4	34	8.5	11	0	
9/27	@DAL	30	141	4.7	17	3	5	52	10.4	35	0	
10/4	HOU	14	68	4.9	23	3	5	81	16.2	44	0	
10/11	WAS	27	153	5.7	18	1	7	44	6.3	9	0	
10/15	@NO	13	100	7.7	25	1	8	56	7.0	13	1	
10/25	@TEN	25	116	4.6	19	0	2	14	7.0	8	0	
11/1	TB	21	88	4.2	20	0	6	43	7.2	13	0	
11/8	@SF	12	12	1.0	7	0	8	67	8.4	17	1	
11/22	IND	3	43	14.3	39	0	0	0	0.0	0	0	
11/29	MIN	INACTIVE										
12/6	@TB	14	47	3.4	14	0	10	56	5.6	13	0	
12/13	@CAR	12	40	3.3	22	0	3	22	7.3	12	0	
12/20	@JAX	25	56	2.2	21	1	7	45	6.4	13	0	
12/27	CAR	22	73	3.3	14	1	3	17	5.7	12	0	
1/3	NO	25	76	3.0	10	0	2	18	9.0	14	1	
TOTALS		265	1,056	4.0	39	11	73	578	7.9	44	3	
CAREER		330	1,304	4.0	39	12	103	803	7.8	44	4	

18

TAYLOR GABRIEL

WIDE RECEIVER
ABILENE CHRISTIAN
(2ND YEAR WITH FALCONS)



HEIGHT:
5'8"

WEIGHT:
165

BIRTHDATE:
2/17/91

NFL EXP:
4 YRS

ACQUIRED:
FA-'16

TRANSACTIONS

- » Originally signed by the Cleveland Browns as a college free agent in 2014 after participating in the team's rookie minicamp on a tryout basis.
- » Claimed off of waivers by the Atlanta Falcons on September 4, 2016.

2017 (FALCONS)

- » Has caught 29 passes for 332 yards, including a 40-yard touchdown catch. Has also added five carries for 25 yards this season.
- » Caught his sixth career touchdown over 30 yards with a 40-yard touchdown on a screen pass at Detroit in Week 3.

2016 (FALCONS)

- » Played in 13 games with three starts, catching 35 passes for 579 yards with six touchdowns and is averaging 16.5 yards per reception. Added three rushes for 51 yards and one touchdown. Caught four touchdowns of 35+ yards.
- » Ranked as the top screen receiver by Pro Football Focus. According to PFF, he caught all 12 targets for 144 yards and was the only player in the NFL to score multiple touchdowns on screen passes.
- » Caught a 47-yard touchdown pass from Matt Ryan against Green Bay (10/30). Finished the game with three receptions for 68 yards.
- » Caught five passes for 52 yards at Tampa Bay (11/3). Rushed twice for 24 yards, including a nine-yard touchdown - his first career rushing score.
- » Scored his third touchdown of the season on a 76-yard pass from QB Matt Ryan, the longest reception of his career, at Philadelphia (11/13).

2017 GAME-BY-GAME STATISTICS

DATE	OPP	RECEIVING					RUSHING				
		REC	YDS	AVG	LG	TD	RUSH	YDS	AVG	LG	TD
9/10	@ CHI	3	36	12.0	18	0	0	0	0.0	0	0
9/17	GB	2	14	7.0	12	0	1	7	7.0	7	0
9/24	@ DET	5	79	15.8	40	1	0	0	0.0	0	0
10/1	BUF	0	0	0.0	0	0	0	0	0.0	0	0
10/15	MIA	4	39	9.8	13	0	0	0	0.0	0	0
10/22	@ NE	2	24	12.0	18	0	1	-5	-5.0	-5	0
10/29	@ NYJ	1	-3	-3.0	-3	0	0	0	0.0	0	0
11/5	@ CAR	3	56	18.7	40	0	1	3	3.0	3	0
11/12	DAL	3	58	19.3	34	0	1	15	15.0	15	0
11/20	@ SEA	2	7	3.5	7	0	0	0	0.0	0	0
11/26	TB	3	16	5.3	13	0	0	0	0.0	0	0
12/3	MIN	1	6	6.0	6	0	1	5	5.0	5	0
12/7	NO	-	-	-	-	-	-	-	-	-	-
12/18	@ TB	-	-	-	-	-	-	-	-	-	-
12/24	@ NO	-	-	-	-	-	-	-	-	-	-
12/31	CAR	-	-	-	-	-	-	-	-	-	-
TOTALS		29	332	11.4	40	1	5	25	5.0	15	0
CAREER		128	1,773	13.9	76	8	13	86	6.6	27	1

CAREER

- » Has played in 54 games with 13 starts while totaling 128 receptions for 1,773 yards (13.9 yards per catch) with eight touchdowns. Has added 13 rushes for 86 yards (6.6 yards per carry) with one touchdown.
- » A big-play threat, has caught 17 passes of 25 yards or longer, including 10 passes over 40 yards.
- » Played in 13 games with four starts and collected 28 receptions for 241 yards with the Browns in 2015.
- » Averaged 17.3 yards per catch, which led the AFC and was third in the NFL in 2014 while playing in all 16 games for the Browns. Finished second on the club with 621 receiving yards, while adding 36 receptions. Was one of six rookies with at least four 40-yard receptions. One of five college free agents who earned a spot on the Browns' opening day roster.

COLLEGE

- » Appeared in 45 games at Abilene Christian where he collected 215 receptions for 3,028 yards and 27 TDs. Amassed 262 rushing yards and two TDs on 28 carries while also adding 33 punt returns for 577 yards and three TDs at ACU.
- » Set career highs as a senior with 73 receptions for 1,061 yards and 10 TDs. Added 209 yards on 12 punt returns.
- » Threw a 50-yard TD pass in his senior year on his only career pass attempt.
- » Finished his junior season with 52 receptions for 684 yards and seven TDs. Also registered 64 receptions for 988 yards and 10 touchdowns as a sophomore.
- » Returned 12 punts for 136 yards and one TD after playing in all 12 games as a freshman. Finished the season with 26 catches for 295 yards. Also totaled 100 punt-return yards and one TD on four attempts.

PERSONAL

- » Given name Taylor James Gabriel...Born in Dallas, Texas
- » Attended John Horn High School in Mesquite, Texas, where he earned all-state honors and was named district MVP as a senior. Also played basketball and ran track.
- » Lists classical and jazz as his favorite types of music. Enjoys reading books, including his favorite Heaven is for Real.



WR Taylor Gabriel sprinted to a 40-yard touchdown after catching a screen pass in Week 3 at Detroit.

GABRIEL'S CAREER STATISTICS

YEAR	GP/GS	RECEIVING					RUSHING				
		REC	YDS	AVG	LG	TD	ATT	YDS	AVG	LG	TD
2014	CLE 16/2	36	621	17.3	70	1	4	10	2.5	8	0
2015	CLE 13/4	28	241	8.6	56	0	0	0	0.0	0	0
2016	ATL 12/3	32	564	17.6	76t	6	4	51	12.8	27	1
2017	ATL 12/4	29	332	11.4	40t	1	5	25	5.0	15	0
TOTALS	54/13	128	1,773	13.9	76t	8	13	86	6.6	27	1

GABRIEL'S PLAYOFF STATISTICS

YEAR	GP/GS	RECEIVING					RUSHING				
		REC	YDS	AVG	LG	TD	ATT	YDS	AVG	LG	TD
2016	ATL 3/0	9	171	19.0	37	0	1	0	0.0	0	0
TOTALS	3/0	9	171	19.0	37	0	1	0	0.0	0	0

2016 GAME-BY-GAME STATISTICS

DATE	OPP	RECEIVING					RUSHING				
		REC	YDS	AVG	LG	TD	RUSH	YDS	AVG	LG	TD
9/11	TB	0	0	0.0	0	0	0	0	0.0	0	0
9/18	@ OAK	2	19	16.5	19	0	0	0	0.0	0	0
9/26	@ NO	2	33	16.3	19	0	0	0	0.0	0	0
10/2	CAR	3	49	16.3	19	0	0	0	0.0	0	0
10/9	@ DEN	0	0	0.0	0	0	0	0	0.0	0	0
10/16	@ SEA	1	6	6.0	6	0	0	0	0.0	0	0
10/23	SD	0	0	0.0	0	0	0	0	0.0	0	0
10/30	GB	3	68	22.7	47t	1	0	0	0.0	0	0
11/3	@ TB	5	52	10.4	26	0	0	0	0.0	0	0
11/13	@ PHI	1	76	76.0	76t	1	0	0	0.0	0	0
11/27	ARI	4	75	18.8	35t	2	0	0	0.0	0	0
12/4	KC	5	44	8.8	14	0	0	0	0.0	0	0
12/11	@ LA	3	82	27.3	64t	0	0	0	0.0	0	0
12/18	SF	3	60	20.0	31	1	0	0	0.0	0	0
12/24	@ CAR	3	15	5.0	7	0	0	0	0.0	0	0
1/1	NO	0	0	0.0	0	0	0	0	0.0	0	0
TOTALS		35	579	16.5	76t	6	0	0	0.0	0	0
CAREER		99	1,441	14.6	76t	7	0	0	0.0	0	0

2016 POSTSEASON STATISTICS

DATE	OPP	RECEIVING					RUSHING				
		REC	YDS	AVG	LG	TD	RUSH	YDS	AVG	LG	TD
1/14	SEA	4	71	17.8	37	0	0	0	0.0	0	0
1/22	GB	2	24	12.0	16	0	1	0	0.0	0	0
2/5	NE	3	76	25.3	35	0	0	0	0.0	0	0
TOTALS		9	171	19.0	37	0	1	0	0.0	0	0

63**BEN GARLAND**
GUARD
AIR FORCE
(3RD YEAR WITH FALCONS)**HEIGHT:**
6'5"**WEIGHT:**
308**BIRTHDATE:**
4/6/88**NFL EXP:**
4 YRS**ACQUIRED:**
FA-'15

TRANSACTIONS

- » Originally signed by the Denver Broncos as a college free agent in 2010.
- » Signed by the Falcons on September 9, 2015.
- » Promoted to the 53-man roster from the practice squad on December 15, 2015.

2017 (FALCONS)

- » Has seen action on offense and special teams in each of Atlanta's first 12 games. Played a season high 43 snaps (81 percent) at guard in Week 13 in place of an injured Andy Levitre.

2016 (FALCONS)

- » Saw action in 16 games on the offensive line and special teams. Has also been deployed as a defensive tackle, recording three tackles.
- » Sacked Russell Wilson in the end zone for a safety in Atlanta's 36-20 Divisional Playoff win over Seattle.

CAREER

- » Has played in 34 games over three NFL seasons.
- » Served as a member of the Falcons practice squad for the first 14 weeks of the season before being signed to the active roster for the final three games in 2015.
- » In 2014, he saw action in eight games with Denver.
- » In 2010, the Broncos placed him on the reserve/military list to serve his two-year military commitment. Garland returned in 2012, and spent two years on the Broncos practice squad.

COLLEGE

- » Played in in 39 career games, starting 34, on the defensive line for the Air Force Falcons from 2006 to 2009. Totaled 115 tackles, 11.5 sacks, three forced fumbles and two blocked kicks.

- » Started every game at nose guard during his junior season. Posted 39 total tackles, including 15 unassisted. Ranked fourth on the team with 7.5 tackles for loss and had four sacks.
- » Played in all 13 games, starting the last eight, as a sophomore. Tallied 31 tackles (13 solo) with three sacks, and three tackles for loss.
- » Played in four games as a freshman, posting two tackles, and one tackle for loss.

PERSONAL

- » Lettered four years in football and one in basketball...first-team all-state as a senior in football...was also an all-conference and all-district selection...all-conference as a junior...was a Wendy's Heisman nominee...member of the National Honor Society.
- » Member of Cadet Squadron 27...son of John Hildebrand and Syndee Garland...siblings include Jessica, Josh and Brandon...also recruited by New Mexico...majoring in systems engineering management...completed Global Engagement and Soaring in the summer of 2007...also completed Operation Air Force at McConnell AFB, Kan., that summer.
- » Went to Lackland AFB in the summer of 2008 on Operation Air Force...also worked the Basic Cadet Training command center this past summer...completed the powered flight program last summer...was also part of the cadet leadership team for Basic Cadet Training at the Air Force Prep School...is an element leader in his squadron.

29**C.J. GOODWIN**
CORNERBACK
CALIFORNIA (PA)
(2ND YEAR WITH FALCONS)**HEIGHT:**
6'4"**WEIGHT:**
220**BIRTHDATE:**
2/4/90**NFL EXP:**
4 YRS**ACQUIRED:**
FA-'15**TRANSACTIONS**

- » Originally signed by the Pittsburgh Steelers as a college free agent following the 2014 NFL Draft.
- » Signed to the Atlanta Falcons practice squad on November 3, 2015.
- » Signed a reserve/future free agent by the Atlanta Falcons on January 5, 2016.

2017 (FALCONS)

- » Has seen action in each of Atlanta's first 12 games, tallying five tackles and three special teams tackles.

2016 (FALCONS)

- » Played in 14 games with one start, seeing action on defense and special teams. His 10 special teams tackles rank second on the team.
- » Made his first career start against San Francisco (12/18), posting one tackle.

CAREER

- » In four seasons, has played in 25 games with one start while totaling 12 tackles and two passes defensed. Has also spent time as a member of the Falcons and Steelers practice squads.
- » Spent part of the 2015 season as a member of the Falcons practice squad.
- » Spent the 2014 season as a member of the Steelers practice squad.

COLLEGE

- » Finished his college career at California University of Pennsylvania. Caught 11 passes for 126 yards with one touchdown in 11 games.

2017 GAME-BY-GAME STATISTICS

DATE	OPP	TK	SO	SK	YDS	INT	YDS	FF	FR	PD
9/10	@CHI	0	0	0.0	0.0	0	0	0	0	0
9/17	GB	0	0	0.0	0.0	0	0	0	0	0
9/24	@DET	0	0	0.0	0.0	0	0	0	0	0
10/1	BUF	0	0	0.0	0.0	0	0	0	0	0
10/15	MIA	0	0	0.0	0.0	0	0	0	0	0
10/22	@NE	0	0	0.0	0.0	0	0	0	0	0
10/29	@NYJ	0	0	0.0	0.0	0	0	0	0	0
11/5	@CAR	0	0	0.0	0.0	0	0	0	0	0
11/12	DAL	0	0	0.0	0.0	0	0	0	0	0
11/20	@SEA	1	1	0.0	0.0	0	0	0	0	0
11/26	TB	4	4	0.0	0.0	0	0	0	0	0
12/3	MIN	0	0	0.0	0.0	0	0	0	0	0
12/7	NO	-	-	--	--	-	-	-	-	-
12/18	@TB	-	-	--	--	-	-	-	-	-
12/24	@NO	-	-	--	--	-	-	-	-	-
12/31	CAR	-	-	--	--	-	-	-	-	-
TOTALS		5	5	0.0	0.0	0	0	0	0	0
CAREER		12	11	0.0	0.0	0	0	0	0	2

- » Began his college career at Bethany College where he played basketball for two years before transferring to Fairmont State University.
- » Walked onto the football team at Fairmont State and caught 24 passes for 440 yards with four touchdowns. Led the team averaging 18.3 yards per catch.

PERSONAL

- » Attended The Linsly School in Wheeling, West Virginia and began playing football his senior year. He was a standout wide receiver for Linsly's football team. In addition to football, also competed in track and basketball.

17**MARVIN HALL**
WIDE RECEIVER
WASHINGTON
(1ST YEAR WITH FALCONS)**HEIGHT:**
5'10"**WEIGHT:**
190**BIRTHDATE:**
4/10/93**NFL EXP:**
1 YRS**ACQUIRED:**
FA-'17

TRANSACTIONS

- » Originally signed by the Oakland Raiders as a college free agent following the 2016 NFL Draft.
- » Waived by the Raiders on September 3, 2016.
- » Signed to the Arizona Cardinals practice squad on December 14, 2016.
- » Signed by the Falcons on June 2, 2017.
- » Signed to the Falcons active roster on October 14, 2017.

2017 (FALCONS)

- » Hauled in a 40-yard touchdown on the first reception of his NFL career against the Dolphins in Week 6. Has totaled two catches for 60 yards this season.

CAREER

- » Spent time as a member of the Arizona Cardinals practice squad in 2016.

COLLEGE

- » Played in 42 career games at Washington.
- » As a senior in 2015, played in every game and registered his first career touchdown in a win over Sacramento State.
- » Threw a 36-yard touchdown pass against Arizona as a junior in 2014. Also hauled in two receptions in the Cactus Bowl versus Oklahoma State.
- » As a sophomore in 2013, earned playing time in all but two games. Had multiple catches against Idaho State, California and Colorado.
- » Saw time during six games as a true freshman in 2012 and averaged nearly 60 yards per game returning kickoffs.

2017 GAME-BY-GAME STATISTICS

DATE	OPP	RECEIVING				RUSHING			
		REC	YDS	AVG	LG TD	RUSH	YDS	AVG	LG TD
9/10	@ CHI	NOT ON ROSTER							
9/17	GB	NOT ON ROSTER							
9/24	@ DET	NOT ON ROSTER							
10/1	BUF	NOT ON ROSTER							
10/15	MIA	1	40	40.0	40t 1	0	0	0.0	0 0
10/22	@ NE	INACTIVE							
10/29	@ NYJ	0	0	0.0	0 0	0	0	0.0	0 0
11/5	@ CAR	INACTIVE							
11/12	DAL	0	0	0.0	0 0	0	0	0.0	0 0
11/20	@ SEA	0	0	0.0	0 0	0	0	0.0	0 0
11/26	TB	INACTIVE							
12/3	MIN	1	20	20.0	20 0	0	0	0.0	0 0
12/7	NO	-	-	-	-	-	-	-	-
12/18	@ TB	-	-	-	-	-	-	-	-
12/24	@ NO	-	-	-	-	-	-	-	-
12/31	CAR	-	-	-	-	-	-	-	-
TOTALS		2	60	30.0	40t 1	0	0	0.0	0 0
CAREER		2	60	30.0	40t 1	0	0	0.0	0 0

PERSONAL

- » Went to Dorsey (Calif.) H.S. where he corralled nine touchdowns and had nearly 700 yards receiving as a senior. Named second-team All-City wide receiver by the L.A. Times later that year.
- » A decorated track & field athlete at Dorsey. Notched victories in the 100 meters, 200 meters, 4x100, and 4x400 relay teams to help lead Dorsey to the L.A. City Section championship as a senior.

14

JUSTIN HARDY

WIDE RECEIVER
EAST CAROLINA
(3RD YEAR WITH FALCONS)



HEIGHT:
5'10"

WEIGHT:
192

BIRTHDATE:
12/18/91

NFL EXP:
3 YRS

ACQUIRED:
D4-'15

TRANSACTIONS

- » Selected by the Falcons in the fourth round (107th overall) of the 2015 NFL Draft.

2017 (FALCONS)

- » Has caught 12 passes for 119 yards with two touchdowns this season. Caught his first touchdown of the season in Week 4 vs. Buffalo and his second against Dallas in Week 10.

2016 (FALCONS)

- » In 16 games, Hardy caught 21 passes for 203 yards with four touchdowns.
- » Caught his first career touchdown pass at Oakland (9/18). Pulled down a tipped ball and landed in the end zone for an eight-yard score on his lone catch of the day. His score put the Falcons ahead 28-21 with 9:29 remaining in the game.
- » Notched his second consecutive games with a touchdown catch after breaking the plane for a four-yard score to close out the first half at New Orleans (9/26). Finished the game with two catches for 26 yards.
- » Started at wide receiver and caught two passes for nine yards, including his third touchdown of the season on a three-yard pass from Matt Ryan at Los Angeles.
- » Caught four passes for 43 yards, along with his fourth touchdown of the season, against New Orleans (1/1).

CAREER

- » Has played in 37 games with four starts in three seasons. Has caught 57 passes for 543 yards with six touchdowns.
- » Played in nine games with one start during his rookie campaign in 2015. Caught 21 passes for 194 yards and averaged 9.2 yards per reception.

2017 GAME-BY-GAME STATISTICS

DATE	OPP	RECEIVING				RUSHING			
		REC	YDS	AVG	LG TD	RUSH	YDS	AVG	LG TD
9/10	@ CHI	0	0	0.0	0 0	0	0	0.0	0 0
9/17	GB	1	19	19.0	19 0	0	0	0.0	0 0
9/24	@ DET	0	0	0.0	0 0	0	0	0.0	0 0
10/1	BUF	2	12	6.0	9 1	0	0	0.0	0 0
10/15	MIA	3	34	11.3	22 0	0	0	0.0	0 0
10/22@	NE	2	21	10.5	22 0	0	0	0.0	0 0
10/29@	NYJ	0	0	0.0	0 0	0	0	0.0	0 0
11/5	@ CAR	2	26	13.0	19 0	0	0	0.0	0 0
11/12	DAL	2	7	3.5	4 1	0	0	0.0	0 0
11/20@	SEA	3	27	9.0	11 0	0	0	0.0	0 0
11/26	TB	0	0	0.0	0 0	0	0	0.0	0 0
12/3	MIN	0	0	0.0	0 0	0	0	0.0	0 0
12/7	NO	-	-	--	- -	-	-	--	- -
12/18@	TB	-	-	--	- -	-	-	--	- -
12/24@	NO	-	-	--	- -	-	-	--	- -
12/31	CAR	-	-	--	- -	-	-	--	- -
TOTALS		15	146	9.7	22 2	0	0	0.0	0 0
CAREER		57	543	9.5	27 6	0	0	0.0	0 0

- » Made his NFL debut against Tampa Bay (11/1). Caught two passes for 21 yards.

COLLEGE

- » Played in 63 games for Eastern Carolina and set school records with 387 receptions, 4,541 yards and 35 touchdowns during his career.
- » He caught more passes than any player in FBS history, and he is the only player in ECU's school history to post three consecutive 1,000 yard seasons.
- » In 2014, he won the Burlsworth Trophy, given to the nation's most outstanding player who began his career as a walk on. He also set the school's single season records in receptions (121) and receiving yards (1,494), which he set the previous year.
- » Served as a team captain during his senior year.
- » In 2013, he started all 13 games and recorded 114 recpetions and 1,284 receiving yards - both previous school records. He also caught eight touchdown passes.

- » He was named first team All-Conference USA and ranked fourth nationally in receptions per game with 8.8.
- » In 2012, he was named a first team All-Conference USA selection. He became the fourth receiver in school history to reach 1,000 receiving yards (1,105) in a single season, while also recording 88 catches and 11 touchdowns.
- » During his freshman year, he was a freshman all-conference choice and ECU's offensive MVP. He played in 10 games, with eight starts and set ECU freshman records with 64 receptions and 658 yards, along with six touchdowns.

PERSONAL

- » He attended West Craven High School in North Carolina and earned all-are, all-conference and offensive player of the year honors.
- » He recorded 2,500 passing yards and 35 touchdowns, as well as 1,500 rushing yards and 10 scores during high school.
- » He earned his bachelor's degree in sports studies in May 2014, and is pursuing a second undergraduate degree in industrial technology.

HARDY'S CAREER STATISTICS												
		RECEIVING						RUSHING				
YEAR	GP/GS	REC	YDS	AVG	LG	TD	ATT	YDS	AVG	LG	TD	
2015	ATL	9/1	21	194	9.2	23	0	0	0	0.0	0	0
2016	ATL	16/3	21	203	9.7	27	4	0	0	0.0	0	0
2017	ATL	12/0	15	146	9.7	22	2	0	0	0.0	0	0
TOTALS	37/4	57	543	9.5	27	6	0	0	0.0	0	0	

HARDY'S PLAYOFF STATISTICS												
		RECEIVING						RUSHING				
YEAR	GP/GS	REC	YDS	AVG	LG	TD	ATT	YDS	AVG	LG	TD	
2016	ATL	2/0	2	18	9.0	11	0	1	0	0.0	0	0
TOTALS	2/0	2	18	9.0	11	0	1	0	0.0	0	0	

2016 GAME-BY-GAME STATISTICS												
		RECEIVING						RUSHING				
DATE	OPP	REC	YDS	AVG	LG	TD	RUSH	YDS	AVG	LG	TD	
9/11	TB	1	0	0.0	0	0	0	0	0.0	0	0	
9/18	@ OAK	1	8	8.0	8	1	0	0	0.0	0	0	
9/26	@ NO	2	26	13.0	22	1	0	0	0.0	0	0	
10/2	CAR	0	0	0.0	0	0	0	0	0.0	0	0	
10/9	@ DEN	0	0	0.0	0	0	0	0	0.0	0	0	
10/16	@ SEA	3	30	10.0	11	0	0	0	0.0	0	0	
10/23	SD	2	6	3.0	4	0	0	0	0.0	0	0	
10/30	GB	1	13	13.0	13	0	0	0	0.0	0	0	
11/3	@ TB	0	0	0.0	0	0	0	0	0.0	0	0	
11/13	@ PHI	0	0	0.0	0	0	0	0	0.0	0	0	
11/27	ARI	3	47	15.7	27	0	0	0	0.0	0	0	
12/4	KC	1	5	5.0	5	0	0	0	0.0	0	0	
12/11	@ LA	2	9	4.5	6	1	0	0	0.0	0	0	
12/18	SF	1	16	16.0	16	0	0	0	0.0	0	0	
12/24	@ CAR	0	0	0.0	0	0	0	0	0.0	0	0	
1/1	NO	4	43	10.8	17	1	0	0	0.0	0	0	
TOTALS		21	203	9.7	27	4	0	0	0.0	0	0	
CAREER		42	397	9.5	27	4	0	0	0.0	0	0	

2016 POSTSEASON STATISTICS												
		RECEIVING						RUSHING				
DATE	OPP	REC	YDS	AVG	LG	TD	RUSH	YDS	AVG	LG	TD	
1/14	SEA	2	18	9.0	11	0	1	0	0.0	0	0	
1/22	GB	0	0	0.0	0	0	0	0	0.0	0	0	
2/5	NE	0	0	0.0	0	0	0	0	0.0	0	0	
TOTALS		2	18	9.0	11	0	1	0	0.0	0	0	

47

JOSH HARRIS
LONG SNAPPER
AUBURN
(6TH YEAR WITH FALCONS)



HEIGHT:
6'1"

WEIGHT:
240

BIRTHDATE:
4/27/89

NFL EXP:
6 YRS

ACQUIRED:
CFA-'12

TRANSACTIONS

- » Signed by the Falcons as a college free agent on April 30, 2012.

2017 (FALCONS)

- » Snapped for K Matt Bryant and P Matt Boshers on placekicks and punts. Bryant has converted 24 of his 28 of his field goal attempts, while adding 28 PATs. Boshers has punted 37 times for 1,668 yards with a 45.1-yard average (41.5 net) this season.

2016 (FALCONS)

- » Snapped for K Matt Bryant and P Matt Boshers on placekicks and punts. Bryant converted 34-of-37 field goal attempts, including a 59-yard long, while adding 56 PATs and leading the league with 158 total points. Boshers punted 44 times for 2,060 yards with a 46.8 average (41.6 net) one touchback and 21 kicks downed inside the 20 in 15 games this season.

CAREER

- » Has played in 92 straight games, serving as the Falcons long snapper on placekicks and punts. K Matt Bryant has connected on 158 of 180 field goal attempts and 233 of 234 extra point attempts with Harris snapping the ball.
- » Snapped for K Matt Bryant, K Shayne Graham, and P Matt Boshers on all placekicks and punts in 2015. Bryant and Graham combined to hit 25-of-31 field goals and 34-of-34 PATs. Boshers averaged 47.2 yards per punt with 24 kicks downed inside the 20.
- » Served as the Falcons long snapper on field goals, PATs, and punts in all 16 games in 2014. Snapped for K Matt Bryant who connected on 29 of 32 field goal attempts, including an NFL best seven kicks from 50-yards-or-longer.

- » Played in all 16 games in 2013. Snapped for P Matt Boshers who boasted a 46.6 yard punting average while breaking his own franchise record and ranking sixth in the NFL with a 41.1 yard net punting average.
- » Snapped for K Matt Bryant who connected on 24 of 27 field goal attempts. Bryant's 88.9 field goal percentage was the third highest of his career and his best mark since making a career-high 93.1 percent of his kicks in 2013.
- » Played in all 16 games during his rookie season, serving as the Falcons long snapper on placekicks and punts.
- » Snapped for K Matt Bryant who connected 33 of 38 field goal attempts (86.8 percent) in 2012, including all four of his attempts of 50 yards or longer. Also connected on all 44 of his extra point attempts and scored 143 points.

COLLEGE

- » Served as Auburn's long snapper on field goals, punts and PATs for the last three seasons, including 2010 when the Tigers won the BCS National Championship. The Carrollton, GA native was a SEC Academic Honor Roll selection in 2008 and 2009.

PERSONAL

- » Native of Carrollton, GA. Began his career at Auburn as a walk on before earning a scholarship. Named the National Sigma Nu Athlete of the Year in 2011.
- » Majored in Political Science.

81

AUSTIN HOOPER

TIGHT END
STANFORD
(2ND YEAR WITH FALCONS)



HEIGHT:
6"4'

WEIGHT:
254

BIRTHDATE:
10/29/94

NFL EXP:
2 YRS

ACQUIRED:
D3-'16

TRANSACTIONS

- » Selected by the Falcons in the third round (81st overall) of the 2016 NFL Draft.

2017 (FALCONS)

- » Posted the first 100-yard game of his career after catching two passes for 128 yards, including a career-best 88-yard touchdown, to help lift Atlanta to a 23-17 win over Chicago.
- » His 88-yard touchdown reception at Chicago was the longest by a tight end in a season opening game in NFL history.
- » In 12 games, has caught 39 passes for 438 yards and three touchdowns.

2016 (FALCONS)

- » In 14 games, Hooper caught 19 passes for 271 yards (14.3 yards per reception) with three touchdowns.
- » Caught a 19-yard touchdown pass from Matt Ryan in Super Bowl LI against New England.
- » Made his NFL debut against Tampa Bay (9/11), catching one pass for 14 yards.
- » Had a breakout game at Oakland (9/18). Caught three passes for 84 yards, including a 44-yard grab. Combined with TE Jacob Tamme (75 yards) to become the first set of tight ends in franchise history to have 75+ receiving yards in the same game.
- » Caught his first career touchdown on a 42-yard deep ball from QB Matt Ryan against Carolina (10/2).

COLLEGE

- » Played in 27 games in his two years as a Cardinal. Caught 74 passes for 937 yards and eight touchdowns during his career.

2017 GAME-BY-GAME STATISTICS

DATE	OPP	RECEIVING				RUSHING			
		REC	YDS	AVG	LG TD	RUSH	YDS	AVG	LG TD
9/10	@ CHI	2	128	64.0	88t 1	0	0	0.0	0 0
9/17	GB	2	7	3.5	4 0	0	0	0.0	0 0
9/24	@ DET	1	9	9.0	9 0	0	0	0.0	0 0
10/1	BUF	5	50	10.0	18 0	0	0	0.0	0 0
10/15	MIA	7	48	6.9	11 0	0	0	0.0	0 0
10/22@	NE	1	6	6.0	6 0	0	0	0.0	0 0
10/29@	NYJ	4	47	11.8	21 1	0	0	0.0	0 0
11/5	@ CAR	3	36	12.0	16 0	0	0	0.0	0 0
11/12	DAL	6	49	8.2	14 1	0	0	0.0	0 0
11/20@	SEA	2	-1	-0.5	-1 0	0	0	0.0	0 0
11/26	TB	3	38	12.7	20 0	0	0	0.0	0 0
12/3	MIN	3	21	7.0	8 0	0	0	0.0	0 0
12/7	NO	-	-	-	- -	-	-	-	- -
12/18@	TB	-	-	-	- -	-	-	-	- -
12/24@	NO	-	-	-	- -	-	-	-	- -
12/31	CAR	-	-	-	- -	-	-	-	- -
TOTALS		39	438	11.2	88t 3	0	0	0.0	0 0
CAREER		58	709	12.2	88t 6	0	0	0.0	0 0

- » During his sophomore year in 2015, Hooper was a Mackey Award finalist and was selected to the All-Pac 12 first team. He recorded 34 catches for 438 yards and six receiving touchdowns during his final year at Stanford.
- » Also earned third team All-America honors from the AP and second team honors from Phil Steele.
- » Earned freshman All-American and second-team All-Pac 12 honors in 2014 after posting 40 catches for 499 yards and two touchdowns.

PERSONAL

- » Attended De La Salle (Calif.) while playing for head coach Bob Ladouceur. Was a 2012 Tacoma News Tribune Western 100 and a two-time San Francisco Chronicle all-Metro selection.
- » Led De La Salle to the 2010, 2011 and 2012 CIF Open Division state titles. De La Salle went 15-0 and ranked No. 1 nationally by ESPN and MaxPreps in 2012.

- » Caught 11 passes for 293 yards and three touchdowns with 39 tackles and 8.0 sacks in 2012. Posted nine catches for 182 yards and two touchdowns with 46 tackles and 10.5 sacks in 2011.
- » Lettered in track and field and was all-league in the shot put with a 57-8 personal best.

- » Born in San Mateo, Calif. His full name is Austin Manuel Hooper. Parents are Michael and Lillian Hooper. His father played football at San Diego State while his uncle also played at Stanford. His brother, Justin, plays baseball at UCLA. Majored in Psychology.

HOOPER'S CAREER STATISTICS												
		RECEIVING						RUSHING				
YEAR	GP/GS	REC	YDS	AVG	LG	TD	ATT	YDS	AVG	LG	TD	
2016	ATL 14/3	19	271	14.3	44	3	0	0	0.0	0	0	
2017	ATL 12/8	39	438	11.2	88t	3	0	0	0.0	0	0	
TOTALS	26/11	58	709	12.2	88t	6	0	0	0.0	0	0	

HOOPER'S POSTSEASON STATISTICS												
		RECEIVING						RUSHING				
YEAR	GP/GS	REC	YDS	AVG	LG	TD	ATT	YDS	AVG	LG	TD	
2016	ATL 3/1	6	65	10.8	19t	1	0	0	0.0	0	0	
TOTALS	3/1	6	65	10.8	19t	1	0	0	0.0	0	0	

HOOPER'S BEST GAMES				
RECEPTIONS	RECEIVING YARDS	LONG	TOUCHDOWNS	
7 vs. MIA (10/15/17)	128 @ CHI (9/10/17)	88t @ CHI (9/10/17)	1, Six Times	
6 vs. DAL (11/12/17)	84 @ OAK (9/18/16)	44 @ OAK (9/18/16)	Last vs. DAL (11/12/17)	
5 vs. GB (10/30/16)	50 vs. BUF (10/1/17)	42t vs. CAR (10/2/16)		

2016 GAME-BY-GAME STATISTICS												
		RECEIVING						RUSHING				
DATE	OPP	REC	YDS	AVG	LG	TD	RUSH	YDS	AVG	LG	TD	
9/11	TB	1	14	14.0	14	0	0	0	0.0	0	0	
9/18	@ OAK	3	84	28.0	44	0	0	0	0.0	0	0	
9/26	@ NO	0	0	0.0	0	0	0	0	0.0	0	0	
10/2	CAR	1	42	42.0	42t	1	0	0	0.0	0	0	
10/9	@ DEN	1	14	14.0	14	0	0	0	0.0	0	0	
10/16	@ SEA	0	0	0.0	0	0	0	0	0.0	0	0	
10/23	SD	0	0	0.0	0	0	0	0	0.0	0	0	
10/30	GB	5	41	8.2	17	0	0	0	0.0	0	0	
11/3	@ TB	3	46	15.3	28	1	0	0	0.0	0	0	
11/13	@ PHI	1	8	8.0	8	0	0	0	0.0	0	0	
11/27	ARI	2	8	4.0	5	0	0	0	0.0	0	0	
12/4	KC	0	0	0.0	0	0	0	0	0.0	0	0	
12/11	@ LA	1	5	5.0	5	0	0	0	0.0	0	0	
12/18	SF	1	9	9.0	9t	0	0	0	0.0	0	0	
12/24	@ CAR	INACTIVE										
1/1	NO	INACTIVE										
TOTALS		19	271	14.3	44	3	0	0	0.0	0	0	
CAREER		19	271	14.3	44	3	0	0	0.0	0	0	

2016 POSTSEASON STATISTICS												
		RECEIVING						RUSHING				
DATE	OPP	REC	YDS	AVG	LG	TD	RUSH	YDS	AVG	LG	TD	
1/14	SEA	1	10	10.0	10	0	0	0	0.0	0	0	
1/22	GB	2	23	11.5	15	0	0	0	0.0	0	0	
2/5	NE	3	32	10.7	19t	1	0	0	0.0	0	0	
TOTALS		6	65	10.8	19t	1	0	0	0.0	0	0	

36**KEMAL ISHMAEL**
SAFETY
CENTRAL FLORIDA
(5TH YEAR WITH FALCONS)**HEIGHT:**
6'0"**WEIGHT:**
206**BIRTHDATE:**
5/6/91**NFL EXP:**
4 YRS**ACQUIRED:**
D7a-'13**TRANSACTIONS**

- » Selected as the first of three seventh round (243rd overall) draft choices by Atlanta in 2013.

2017 (FALCONS)

- » Has played 12 games, totaling 15 tackles (nine solo) along with one sack and one forced fumble.
- » Recovered a fumble on a muffed punt at New York (10/29), allowing the Falcons to push their lead to a decisive five-point margin.

2016 (FALCONS)

- » Played in 13 games with four starts, posting 49 total tackles (29 solo). Saw action at both safety and linebacker before being placed on injured reserve.

CAREER

- » In five seasons with the Falcons, has seen action in 60 games with 19 starts. Totaled 209 tackles (133 solo), five interceptions, one forced fumble, two fumble recoveries, one sack, and 11 passes defended.
- » Played in 16 games with five starts in 2015. Collared 42 tackles (29 solo) with one interception and three passes defended. Posted the sixth-longest INT return in franchise history (84-yards) after picking off Blake Bortles (12/20).
- » Played in 16 games with 10 starts in 2014. Seeing his first significant action last season he recorded 103 total tackles (66 solo), four interceptions, one forced fumble and six pass deflections. Scored his first career touchdown on a 23-yard interception return against Tampa Bay (9/18/14).
- » Played in four games as a rookie primarily on special teams, logging one special teams tackle. Made his professional debut at Arizona (10/27/13).

2017 GAME-BY-GAME STATISTICS

DATE	OPP	TK	SO	SK	YDS	INT	YDS	FF	FR	PD
9/10	@CHI	0	0	0.0	0.0	0	0	0	0	0
9/17	GB	0	0	0.0	0.0	0	0	0	0	0
9/24	@DET	0	0	0.0	0.0	0	0	0	0	0
10/1	BUF	0	0	0.0	0.0	0	0	0	0	0
10/15	MIA	0	0	0.0	0.0	0	0	0	0	0
10/22	@NE	9	7	0.0	0.0	0	0	0	0	0
10/29	@NYJ	1	0	0.0	0.0	0	0	0	1	0
11/5	@CAR	1	0	0.0	0.0	0	0	0	0	0
11/12	DAL	1	0	0.0	0.0	0	0	0	0	0
11/20	@SEA	2	1	1.0	12.0	0	0	0	0	0
11/26	TB	1	1	0.0	0.0	0	0	0	0	0
12/3	MIN	0	0	0.0	0.0	0	0	0	0	0
12/7	NO	-	-	--	--	-	-	-	-	-
12/18	@TB	-	-	--	--	-	-	-	-	-
12/24	@NO	-	-	--	--	-	-	-	-	-
12/31	CAR	-	-	--	--	-	-	-	-	-
TOTALS		15	9	1.0	12.0	0	0	0	1	0
CAREER		209	133	1.0	12.0	5	124	1	2	11

COLLEGE

- » Collared 368 total tackles (213 solo) with 9.5 tackles for loss, six interceptions, six forced fumbles, six fumble recoveries, and one sack in 53 career games at Central Florida.
- » Finished his career as the Knights all-time leader in tackles among defensive backs and just the third player in UCF history to lead the team in tackles three times during his career.
- » Posted 124 total tackles (68 solo) with five tackles for loss, four passes defense, three interceptions, three forced fumbles, three fumble recoveries, and three forced fumbles in 2012.
- » Closed out his Black and Gold career by starting his final 49 games and leading the Knights to the C-USA championship game.
- » As a senior in 2012, was named the Conference USA Defensive Player of the Year and a First Team All-C-USA selection.
- » As a junior in 2011, earned All-C-USA honorable mention honors after starting all 12 games and posting a team-high 81 tackles (39 solo) with 2 three passes defended and 2.5 tackles for loss.

- » Was a first team All-C-USA performer during his sophomore season in 2010 finishing the season with a team-high 93 tackles (57 solo), five passes defended, two interceptions, two forced fumbles, and one fumble recovery.
- » Appeared in 13 games with nine starts as a true freshman in 2009 and posted 70 tackles (49 solo) with one tackle for loss, one interception, one pass broken up, and one fumble recovery.

PERSONAL

- » Was an All-Dade county performer at North Miami Beach High School.
- » Helped North Miami Beach to the 2006 state semifinals, an undefeated campaign in 2007 and the state playoffs again in 2008.
- » Son of Blessed and Darlene Ishmael. Majored in general studies with a minor in coaching at UCF.

ISHMAEL'S CAREER STATISTICS

YEAR	GP/GS	TK	SO	AST	SK	YDS	INT	YDS	LG	TD	PD	FF	FR	YDS	TD
2013	ATL	3/0	0	0	0	0.0	0.0	0	0	0	0	0	0	0	0
2014	ATL	17/10	103	66	37	0.0	0.0	4	37	23	1	6	1	1	0
2015	ATL	16/5	42	29	13	0.0	0.0	1	84	84	0	3	0	0	0
2016	ATL	13/4	49	29	20	0.0	0.0	0	0	0	2	0	0	0	0
2017	ATL	12/0	15	9	6	1.0	12.0	0	0	0	0	0	1	0	0
TOTAL		61/19	209	133	76	1.0	12.0	5	124	84	1	11	2	0	0

2016 GAME-BY-GAME STATISTICS

DATE	OPP	TK	SO	SK	YDS	INT	YDS	FF	FR	PD
9/11	TB	7	5	0.0	0.0	0	0	0	0	0
9/18	@OAK	15	13	0.0	0.0	0	0	0	0	1
9/26	@NO	5	2	0.0	0.0	0	0	0	0	0
10/2	CAR	3	3	0.0	0.0	0	0	0	0	0
10/9	@DEN	10	4	0.0	0.0	0	0	0	0	1
10/16	@SEA	8	4	0.0	0.0	0	0	0	0	0
10/23	SD	0	0	0.0	0.0	0	0	0	0	0
10/30	GB	0	0	0.0	0.0	0	0	0	0	0
11/3	@TB	0	0	0.0	0.0	0	0	0	0	0
11/23	@PHI	0	0	0.0	0.0	0	0	0	0	0
11/27	ARI	0	0	0.0	0.0	0	0	0	0	0
12/4	KC	1	0	0.0	0.0	0	0	0	0	0
12/11	@LA	0	0	0.0	0.0	0	0	0	0	0
12/18	SF			INJURED RESERVE						
12/24	@CAR			INJURED RESERVE						
1/1	NO			INJURED RESERVE						
TOTALS		49	29	0.0	0.0	0	0	0	0	2
CAREER		194	124	0.0	0.0	5	124	1	1	11

2014 GAME-BY-GAME STATISTICS

DATE	OPP	TK	SO	SK	YDS	INT	YDS	FF	FR	PD
9/7	NO	1	0	0.0	0	0	0	0	0	0
9/14	@CIN	5	4	0.0	0	1	23	0	0	1
9/18	TB	0	0	0.0	0	0	0	0	0	0
9/28	@MIN	7	1	0.0	0	0	0	0	0	0
10/5	@NYG	15	9	0.0	0	0	0	0	0	1
10/12	CHI	9	6	0.0	0	0	0	0	0	0
10/19	@BAL	6	3	0.0	0.0	0	0	0	0	0
10/26	DET	9	6	0.0	0	0	0	0	0	0
11/9	@TB	3	3	0.0	0	1	0	0	0	1
11/16	@CAR	7	5	0.0	0	1	0	0	0	2
11/23	CLE	11	7	0.0	0	1	14	0	0	0
11/30	ARI	3	2	0.0	0	0	0	0	0	0
12/8	@GB	7	5	0.0	0	0	0	0	0	1
12/14	PIT	9	5	0.0	0.0	0	0	0	0	0
12/21	@NO	4	3	0.0	0.0	0	0	1	1	0
12/28	CAR	7	7	0.0	0.0	0	0	0	0	0
TOTALS		103	66	0.0	0.0	4	37	1	1	6
CAREER		103	66	0.0	0.0	4	37	1	1	6

2013 GAME-BY-GAME STATISTICS

DATE	OPP	TK	SO	SK	YDS	INT	YDS	FF	FR	PD
9/8	@NO			INACTIVE						
9/15	STL			INACTIVE						
9/22	@MIA			INACTIVE						
9/29	NE			INACTIVE						
10/7	NYJ			INACTIVE						
10/20	TB			INACTIVE						
10/27	@ARZ	0	0	0.0	0.0	0	0	0	0	0
11/3	@CAR			INACTIVE						
11/10	SEA			INACTIVE						
11/17	@TB			INACTIVE						
11/21	NO			INACTIVE						
12/1	@BUF			INACTIVE						
12/8	@GB			INACTIVE						
12/15	WAS	0	0	0.0	0.0	0	0	0	0	0
12/23	@SF	0	0	0.0	0.0	0	0	0	0	0
12/29	CAR	0	0	0.0	0.0	0	0	0	0	0
TOTALS		0	0	0.0	0.0	0	0	0	0	0
CAREER		0	0	0.0	0.0	0	0	0	0	0

97**GRADY JARRETT**
DEFENSIVE TACKLE
CLEMSON
(3RD YEAR WITH FALCONS)**HEIGHT:**
6'0"**WEIGHT:**
305**BIRTHDATE:**
4/28/93**NFL EXP:**
3 YRS**ACQUIRED:**
D5-'15

TRANSACTIONS

- » Selected by the Falcons in the fifth round (137th overall) of the 2015 NFL Draft.

2017 (FALCONS)

- » Has started each of the first 12 games of 2017, tallying 44 tackles (27 solo), 11 tackles for loss, 2.5 sacks, and nine quarterback hits.

2016 (FALCONS)

- » Played in 16 games with 14 starts and totaled 47 tackles (20 solo) while adding three sacks, four tackles for loss, and one fumble recovery.
- » Tied an NFL record with three sacks in Super Bowl LI against New England. Since sacks became an official statistic in 1982, three other players have posted three in the Super Bowl - Darnell Dockett, Kony Ealy, and Reggie White.

CAREER

- » Has seen action in 43 games with 28 starts while totaling 116 tackles (61 solo) with 6.5 sacks, 17 tackles for loss, one fumble recovery, and 21 quarterback hits.
- » Played in 15 games, making two starts, and totaled 24 tackles (13 solo) with one sack, four tackles for loss and two quarterback hits as a rookie in 2015.
- » Had his best game as a rookie at Tampa Bay (12/6), logging four tackles, one tackle for loss, and his first career sack.
- » Made his first career start at Carolina (12/13). Posted a career-best six tackles.

COLLEGE

- » Finished his career starting 37 of the 48 games he played in and tallied 207 total tackles, 29.5 tackles for loss, 5.5 sacks, two forced fumbles and four fumble recoveries.

2017 GAME-BY-GAME STATISTICS

DATE	OPP	TK	SO	SK	YDS	INT	YDS	FF	FR	PD
9/10	@CHI	0	0	0.0	0.0	0	0	0	0	0
9/17	GB	0	0	0.0	0.0	0	0	0	0	0
9/24	@DET	4	4	0.0	0.0	0	0	0	0	0
10/1	BUF	7	4	0.0	0.0	0	0	0	0	0
10/15	MIA	4	1	0.0	0.0	0	0	0	0	0
10/22	@NE	5	4	0.0	0.0	0	0	0	0	0
10/29	@NYJ	7	4	0.5	3.5	0	0	0	0	0
11/5	@CAR	6	4	0.0	0.0	0	0	0	0	0
11/12	DAL	1	0	0.0	0.0	0	0	0	0	0
11/20	@SEA	3	2	1.0	8.0	0	0	0	0	0
11/26	TB	2	1	0.0	0.0	0	0	0	0	0
12/3	MIN	5	3	1.0	9.0	0	0	0	0	0
12/7	NO	-	-	--	--	-	-	-	-	-
12/18	@TB	-	-	--	--	-	-	-	-	-
12/24	@NO	-	-	--	--	-	-	-	-	-
12/31	CAR	-	-	--	--	-	-	-	-	-
TOTALS		44	27	2.5	20.5	0	0	0	0	0
CAREER		116	61	6.5	42.5	0	0	0	1	0

- » In 2014, he was named a permanent co-captain, and was named a third team All-American by Athlon. He was also selected first team All-ACC.
- » He started all 13 games during his senior year in 2014 and recorded 73 total tackles, 10 tackles for loss, 1.5 sacks, two forced fumbles and one fumble recovery.
- » In 2013 he posted 83 tackles, 11 tackles for loss, two sacks and two fumble recoveries. He earned All-ACC honors from the media and coaches as well.
- » In 2012, he was selected as an honorable mention sophomore All-American, an honorable mention All-ACC pick and was named the co-defensive player of the year by Clemson's coaching staff.

PERSONAL

- » He attended Rockdale County High School in Conyers, GA and recorded 101 tackles, 31.5 tackles for loss and nine sacks as a senior.
- » He graduated from Clemson with a degree in Management in December of 2014.

JARRETT'S CAREER STATISTICS

YEAR	GP/GS	TK	SO	AST	SK	YDS	INT	YDS	LG	TD	PD	FF	FR	YDS	TD
2015	ATL	15/2	24	13	11	1.0	5.0	0	0	0	0	0	0	0	0
2016	ATL	16/14	48	21	27	3.0	18.0	0	0	0	0	0	1	0	0
2017	ATL	12/12	44	27	17	2.5	20.5	0	0	0	0	0	0	0	0
TOTAL		43/28	116	61	55	6.5	42.5	0	0	0	0	0	1	0	0

JARRETT'S POSTSEASON STATISTICS

YEAR	GP/GS	TK	SO	AST	SK	YDS	INT	YDS	LG	TD	PD	FF	FR	YDS	TD
2016	ATL	3/3	10	7	3	3.0	11.0	0	0	0	0	0	0	0	0
TOTAL		3/3	10	7	3	3.0	11.0	0	0	0	0	0	0	0	0

JARRETT'S BEST GAMES

TACKLES	SACKS	QB HIT	TACKLES FOR LOSS
7, Two Times	1.0, Six Times	3 @ SEA (11/20/17)	3, Two Times
Last @ NYJ (10/29/17)	Last vs. MIN (12/3/17)	2, Two Times	Last @ SEA (11/20/17)
6, Two Times	0.5 @ NYJ (10/29/17)	Last @ DET (9/24/17)	2, Two Times
Last @ CAR (11/4/17)			Last @ DET (9/24/17)

2016 GAME-BY-GAME STATISTICS

DATE	OPP	TK	SO	SK	YDS	INT	YDS	FF	FR	PD
9/11	TB	3	1	0.0	0.0	0	0	0	0	0
9/18	@OAK	3	3	0.0	0.0	0	0	0	0	0
9/26	@NO	2	2	0.0	0.0	0	0	0	0	0
10/2	CAR	1	0	0.0	0.0	0	0	0	0	0
10/9	@DEN	3	1	1.0	5.0	0	0	0	0	0
10/16	@SEA	7	0	0.0	0.0	0	0	0	0	0
10/23	SD	1	0	0.0	0.0	0	0	0	0	0
10/30	GB	2	0	0.0	0.0	0	0	0	0	0
11/3	@TB	2	2	1.0	5.0	0	0	0	0	0
11/23	@PHI	5	4	0.0	0.0	0	0	0	0	0
11/27	ARI	3	1	0.0	0.0	0	0	0	0	0
12/4	KC	2	1	0.0	0.0	0	0	0	1	0
12/11	@LA	3	2	0.0	0.0	0	0	0	0	0
12/18	SF	3	0	0.0	0.0	0	0	0	0	0
12/24	@CAR	4	1	0.0	0.0	0	0	0	0	0
1/1	NO	3	1	1.0	8.0	0	0	0	0	0
TOTALS		48	21	3.0	18.0	0	0	0	1	0
CAREER		72	34	4.0	23.0	0	0	0	1	0

2016 POSTSEASON STATISTICS

DATE	OPP	TK	SO	SK	YDS	INT	YDS	FF	FR	PD
1/14	SEA	4	3	0.0	0.0	0	0	0	0	0
1/22	GB	1	0	0.0	0.0	0	0	0	0	0
2/5	NE	5	4	3.0	11.0	0	0	0	0	0
TOTALS		10	7	3.0	11.0	0	0	0	0	0

45

DEION JONES
LINEBACKER
LOUISIANA STATE UNIVERSITY
(2ND YEAR WITH FALCONS)



HEIGHT: 6"1' | **WEIGHT:** 227 | **BIRTHDATE:** 11/4/94 | **NFL EXP:** 2 YRS | **ACQUIRED:** D2-'16

TRANSACTIONS

» Selected by the Falcons in the second round (52nd overall) of the 2016 NFL Draft.

2017 (FALCONS)

» In 12 games, has tallied 96 tackles (64 solo), one interception, one sack, four tackles for loss, and six passes defensed.

2016 (FALCONS)

» Has played in 15 games with 13 starts. Tied for the team lead with 106 total tackles (75 solo). Has also added three interceptions, two touchdowns, two quarterback hits, four tackles for loss, two forced fumbles and 11 passes defensed.

» Started at linebacker in his NFL debut against Tampa Bay (9/11). Posted six tackles (five solo) with one quarterback hit.

» Totaled nine tackles, one interception and two passes defensed at New Orleans (9/26). Lifted the Falcons to victory with a 90-yard pick six in the third quarter. His interception return is tied for the third longest in franchise history with Ken Reaves and trails only Tom Pridemore (101), Chevis Jackson (95).

» Earned NFC Defensive Rookie of the Month in September. Recorded 25 total tackles, which led all rookies in that category during the month.

» Grabbed his third interception of the season and second touchdown in Atlanta's 42-14 win over Los Angeles (12/11). The rookie from LSU intercepted Jared Goff and returned the pick 33 yards for a score. With the INT, Jones became just the fourth Falcon - first Falcons rookie - to return two interceptions for touchdowns in a single season.

2017 GAME-BY-GAME STATISTICS

DATE	OPP	TK	SO	SK	YDS	INT	YDS	FF	FR	PD
9/10	@CHI	7	6	0.0	0.0	0	0	0	0	0
9/17	GB	5	4	0.0	0.0	0	0	0	0	1
9/24	@DET	7	6	0.0	0.0	0	0	0	0	1
10/1	BUF	8	6	1.0	0.0	0	0	0	0	0
10/15	MIA	11	6	0.0	0.0	1	1	0	0	1
10/22	@NE	11	6	0.0	0.0	0	0	0	0	0
10/29	@NYJ	11	9	0.0	0.0	0	0	0	0	0
11/5	@CAR	11	4	0.0	0.0	0	0	0	0	1
11/12	DAL	4	4	0.0	0.0	0	0	0	0	1
11/20	@SEA	7	6	0.0	0.0	0	0	0	0	1
11/26	TB	6	1	0.0	0.0	0	0	0	0	0
12/3	MIN	8	6	0.0	0.0	0	0	0	0	0
12/7	NO	-	-	--	--	-	-	-	-	-
12/18	@TB	-	-	--	--	-	-	-	-	-
12/24	@NO	-	-	--	--	-	-	-	-	-
12/31	CAR	-	-	--	--	-	-	-	-	-
TOTALS		96	64	1.0	0.0	1	1	0	0	6
CAREER		202	139	1.0	0.0	4	166	2	0	17

» Sealed Atlanta's Divisional Round playoff win when he intercepted a Russell Wilson pass with just over two minutes remaining in the game. Added five tackles and one tackle for loss.

COLLEGE

» Played in 51 games with 12 starts, with 11 of those starts coming last season during his senior year for the Tigers. Jones made the most of his senior season by leading LSU in tackles with 100. He recorded a total of 165 tackles, 21.0 tackles for loss, and 5.0 sacks during his career in Baton Rouge.

» Earned recognition as a permanent team captain for the 2015 season in a post-season vote by the team. Was also named LSU's defensive MVP for 2015, along with defensive back Jamal Adams.

- » Played in all 12 games with 11 starts as a senior in 2015. Named one of five finalists for the Butkus Award, which is given annually to the top linebacker in college football.
- » Led Tigers with 100 tackles and 13.5 tackles for loss. Also added 5.0 sacks, six QB hurries and a pair of interceptions. Posted double-digit tackles in six of LSU's 12 games, including a career-best 14 stops against Ole Miss.
- » Saw action in all 13 games and started at Will linebacker in place of Kwon Alexander versus Louisiana Monroe during his junior season in 2014. Tallied 27 total tackles and 3.5 tackles for a loss. His eight special teams tackles ranked third on the team.
- » Played in all 13 games as a sophomore in 2013. Continued to make his mark as a hard-hitting player on kickoff coverage. Tallied 15 total tackles.
- » Saw action in 13 games as a true freshman. Made an impact on kickoff coverage and finished the year with 23 tackles, most of which came on special teams. Also added three tackles for loss and recovered a fumble.

PERSONAL

- » Led Jesuit High School to one of the best seasons in school history as a senior, finishing 12-1 and reaching the quarterfinals of the 5A playoffs. Named LSWA Class 5A Outstanding Defensive Player and first-team All-State in 2011 after posting 179 tackles, eight sacks, five forced fumbles, three interceptions and three fumble recoveries.
- » Named the New Orleans 5A Catholic League Defensive Player of the Year in 2011. Also named to the New Orleans Times-Picayune 2012 Blue Chip list and was listed on the 2011 Jackson Clarion Herald Elite Football Team in addition to earning the New Orleans Times-Picayune Metro Defensive Player of the Year award.
- » Parents are Cal and Tahonas Jones. Nicknamed "Debo". Has a sister, Cassidy. Majored in sport administration.

JONES' CAREER STATISTICS

YEAR	GP/GS	TK	SO	AST	SK	YDS	INT	YDS	LG	TD	PD	FF	FR	YDS	TD
2016	ATL 15/13	106	75	31	0.0	0.0	3	165	90t	2	11	2	0	0	0
2017	ATL 12/12	96	64	32	1.0	0.0	1	1	1	0	6	0	0	0	0
TOTAL	27/25	202	139	63	1.0	0.0	4	166	90t	2	17	2	0	0	0

JONES' POSTSEASON STATISTICS

YEAR	GP/GS	TK	SO	AST	SK	YDS	INT	YDS	LG	TD	PD	FF	FR	YDS	TD
2016	ATL 3/3	20	15	5	0.0	0.0	1	28	28	0	3	1	0	0	0
TOTAL	3/3	20	15	5	0.0	0.0	1	28	28	0	3	1	0	0	0

2016 GAME-BY-GAME STATISTICS

DATE	OPP	TK	SO	SK	YDS	INT	YDS	FF	FR	PD
9/11	TB	6	5	0.0	0.0	0	0	0	0	0
9/18	@OAK	10	7	0.0	0.0	0	0	0	0	0
9/26	@NO	9	8	0.0	0.0	1	90t	0	0	2
10/2	CAR	5	4	0.0	0.0	0	0	0	0	0
10/9	@DEN	INACTIVE								
10/16	@SEA	4	1	0.0	0.0	0	0	1	0	1
10/23	SD	7	5	0.0	0.0	1	42	0	0	1
10/30	GB	4	3	0.0	0.0	0	0	0	0	0
11/3	@TB	6	6	0.0	0.0	0	0	0	0	0
11/23	@PHI	11	9	0.0	0.0	0	0	0	0	1
11/27	ARI	5	3	0.0	0.0	0	0	0	0	0
12/4	KC	7	4	0.0	0.0	0	0	0	0	0
12/11	@LA	5	4	0.0	0.0	1	33t	0	0	2
12/18	SF	8	3	0.0	0.0	0	0	1	0	0
12/24	@CAR	13	8	0.0	0.0	0	0	0	0	1
1/1	NO	6	5	0.0	0.0	0	0	0	0	3
TOTALS		106	75	0.0	0.0	3	90t	2	0	11
CAREER		106	75	0.0	0.0	3	90t	2	0	8

2016 POSTSEASON STATISTICS

DATE	OPP	TK	SO	SK	YDS	INT	YDS	FF	FR	PD
1/14	SEA	5	3	0.0	0.0	1	28	0	0	1
1/22	GB	6	5	0.0	0.0	0	0	0	0	1
2/5	NE	9	7	0.0	0.0	0	0	1	0	1
TOTALS		20	15	0.0	0.0	1	28	1	0	3



JULIO JONES
WIDE RECEIVER
UNIVERSITY OF ALABAMA
 (7TH YEAR WITH FALCONS)



HEIGHT: 6'3" | **WEIGHT:** 220 | **BIRTHDATE:** 2/8/89 | **NFL EXP:** 7 YRS | **ACQUIRED:** D1-'11

TRANSACTIONS

- » Selected as a first round (6th pick overall) draft choice by Atlanta in 2011.
- » Agreed to a five-year contract extension on August 29, 2015.

2017 (FALCONS)

- » In 12 games, has compiled 1,063 yards on 68 receptions with three touchdowns, eclipsing the 1,000-yard mark for the fourth straight season.
- » Posted his 37th career 100-yard game, catching six passes for 118 yards at Carolina in Week 9.
- » Reached 500 career receptions in his 80th game to tie WR Anquan Boldin as the fastest player in NFL history to accomplish that feat. Pulled in four catches for 66 yards in Atlanta's season opening win at Chicago.
- » Became the fastest player to reach 8,000 receiving yards since the 1970 NFL-AFL merger, accomplishing the feat in 85 games - Lance Alworth - 82 games.
- » Caught 12 passes for 253 yards and two touchdowns in a Week 12 win over Tampa Bay making him the first player in NFL history to post three games with at least 250 receiving yards.
- » Set an NFL record for most receptions (563) and receiving yards (8,649) in a player's first 90 games.

2016 (FALCONS)

- » Earned his third consecutive Pro Bowl selection after finishing second in the NFL and leading the NFC with 1,409 receiving yards in 2016. Caught 83 passes with six touchdowns, including a 75-yard score. Was the only receiver in the NFL to average 100 yards per game.
- » Named a first team All-Pro by the Associated Press for the second straight season.

2017 GAME-BY-GAME STATISTICS

DATE	OPP	RECEIVING					RUSHING				
		REC	YDS	AVG	LG	TD	RUSH	YDS	AVG	LG	TD
9/10	@ CHI	4	66	16.5	25	0	0	0	0.0	0	0
9/17	GB	5	108	21.6	34	0	0	0	0.0	0	0
9/24	@ DET	7	91	13.0	18	0	0	0	0.0	0	0
10/1	BUF	3	30	10.0	16	0	0	0	0.0	0	0
10/15	MIA	6	72	12.0	18	0	0	0	0.0	0	0
10/22	@ NE	9	99	11.0	16	1	0	0	0.0	0	0
10/29	@ NYJ	3	74	24.7	53	0	0	0	0.0	0	0
11/5	@ CAR	6	118	19.7	34	0	0	0	0.0	0	0
11/12	DAL	6	57	9.5	24	0	0	0	0.0	0	0
11/20	@ SEA	5	71	14.2	29	0	0	0	0.0	0	0
11/26	TB	12	253	21.1	51t	2	1	15	15.0	15	0
12/3	MIN	2	24	12.0	13	0	0	0	0.0	0	0
12/7	NO	-	-	--	-	-	-	-	--	-	-
12/18	@ TB	-	-	--	-	-	-	-	--	-	-
12/24	@ NO	-	-	--	-	-	-	-	--	-	-
12/31	CAR	-	-	--	-	-	-	-	--	-	-
TOTALS		68	1,063	15.6	53	3	1	15	15.0	15	0
CAREER		565	8,673	15.4	81t	43	15	109	7.3	19	0

- » Moved into second in club annals with 7,610 career receiving yards, trailing Roddy White (10,863) for the franchise record.
- » Set a franchise record with 300 receiving yards on 12 receptions, including a 75-yard TD, in Atlanta's 48-33 win over the Carolina Panthers (10/2). He became just the fourth player in the Super Bowl era to record 300 receiving yards in a single game. Shattered his own club record of 259 yards set in Green Bay in 2014 and became the only player in the Super Bowl era to post two games with 250+ yards. Earned NFC Offensive Player of the Week for his efforts.
- » Tied Alfred Jenkins for fourth on the club's all-time receiving touchdown list with 40 career TDs.
- » Became the first player in NFL history to have two postseason games with at least 180 receiving yards and two touchdowns after catching nine passes for 180 yards with two scores in the NFC Championship game against Green Bay.

CAREER

- » In seven seasons, Jones has emerged as one of the premier receivers in NFL history with 565 receptions for 8,673 yards (15.4 YPC) and 43 touchdowns, while playing in 91 games.
- » Established himself as one of the most explosive receivers in the NFL over the last seven seasons as his 80 receptions over 25 yards lead the league.
- » Since 2011, his 95.3 receiving yards per game lead the NFL. Additionally, his 6.2 catches per game rank second in the league during that span.
- » Has scored seven touchdowns of 60+ yards and 12 touchdowns of 40-or-more yards in his career.
- » Has posted 38 100-yard games and 13 games with 10-or-more catches in his career.
- » Earned his second straight Pro Bowl selection after leading the NFL with 1,871 yards and tying for the League lead with 136 receptions. Named an All-Pro selection by the Associated Press, Pro Football Focus, Yahoo!, and Sporting News.
- » Posted one of the best seasons by a receiver in NFL history as he now ranks second in receiving yards and tied for second in receptions. Joined Pittsburgh's Antonio Brown as one of two players in NFL history with at least 136 catches and 1,800 yards in a single season.
- » Earned his first NFC Player of the Week award for his performance in Week 1.
- » Became the first player in NFL history to post 135+ receiving yards in each of a team's first three games in a season. Also set an NFL record for the most catches in the first three games of a season (34).
- » Was named NFC Player of the Month after his performance in September. Led the NFL with 34 receptions and 440 yards while adding four touchdowns in the first month of the season. Was the only player in the NFC to post multiple games with 10-or-more receptions and his four receiving touchdowns ranked second in the conference.
- » Became the second player in franchise history to post two 100-catch seasons.
- » Broke WR Roddy White's single-season receptions record (115) at Jacksonville (12/20) running his season total to 118 catches.
- » He became the second player in NFL history with at least 125 catches and 1,700 receiving yards in a season, joining WR Marvin Harrison (2002).
- » Passed Pro Football Hall of Famer Jerry Rice for second on the NFL's single season receiving list (1,871) and tied Antonio Brown for second in single season receptions (136) after catching nine passes for 149 yards against New Orleans (1/3).
- » Had another impressive season in 2014. During his 15 starts he recorded 104 catches, which was good enough for third best in the NFL. He also recorded 1,593 receiving yards, which was also third best in the NFL, along with six touchdowns. His impressive numbers earned him his second trip to the Pro Bowl.
- » Enjoyed the best game of his career at Green Bay (12/8/14) setting a franchise record with 259 yards on 11 catches while adding one touchdown. His 259 receiving yards was the best performance by any receiver that season. Jones also broke Roddy White's franchise record for single-season receiving yards (1,389) in the game.
- » Caught 41 passes for 580 yards (14.1 avg.) with two touchdowns, including an 81-yard score in five games before being placed on Injured Reserve in 2013. Led the NFL in receptions and yards prior to his injury.
- » Built on the success of his impressive rookie campaign to earn his first career Pro Bowl selection in 2012. Set career-highs with 79 receptions for 1,198 yards and 10 touchdowns.
- » Posted four 100-yard games and two multi-touchdown games in 2012.
- » In 2012, teamed up with WR Roddy White to form one of the NFL's top receiving tandems posting an NFL-best 2,549 yards on 171 catches with 17 touchdowns.
- » Had the best game of his career, catching 11 passes for 182 yards with two touchdowns in the NFC Championship Game against San Francisco (1/20/13).
- » Set a Falcons franchise-record for the most receiving yards in a playoff game vs. San Francisco (1/20/13), topping Alfred Jenkins who posted 155 yards against the Cowboys in the NFC Divisional Playoff round in 1981.
- » Tied White's club postseason record of 11 catches in the NFC Championship game against San Francisco (1/10/13). White caught 11 passes in Atlanta's Wild Card game at Arizona following the 2008 season.
- » Posted the first 100-yard playoff game by a Falcons receiver since WR Tony Martin posted 129 yards on five catches at Minnesota (1/17/99)

in the NFC Championship game. Became the sixth Falcon receiver to post 100-plus receiving yards in a postseason game.

- » Joined Roddy White to become the first Falcons teammates to post 1,000 receiving yards in the same season since WR Tony Martin (1,181) and Terance Mathis (1,136) each accomplished that feat in 1998.
- » Posted the best season by a Falcons rookie receiver in 2011 after notching 54 receptions for 959 yards and eight touchdowns. Recorded more yards and touchdowns than any Falcons rookie before him and only Shawn Collins caught more passes in his first season when he pulled down 58 balls in 1989.
- » Earned NFL Rookie of the Month honors for December/January after catching 24 passes for 461 yards and six touchdowns in the final five games of the regular season in 2011.
- » Posted back-to-back 100-yard games at Tampa Bay in Week 3 and at Seattle in Week 4. Became the first Falcons rookie since Alfred Jenkins in 1975 to accomplish that feat and the first NFL rookie to do so since DeSean Jackson in 2008.
- » Recorded five receptions for 71 yards in his NFL debut against Chicago (9/11/11), including a team-long 32-yard reception.
- » Set career-highs in receptions (11) and receiving yards (127) and recorded his second-consecutive 100-yard receiving game at Seattle (10/2/11).
- » Became the first Falcons rookie to record 11 receptions in a game when he posted 11 catches for 127 yards at Seattle in Week 4. Became the first rookie to post 11-or-more catches in a game since Denver's Eddie Royal in 2008.
- » Hauled in three passes for 131 yards, including his first two career touchdowns, and added two carries for 33 yards at Indianapolis (11/6/11).
- » Registered 104 yards and two touchdowns on three catches, including a long reception of 75 yards, at Carolina (12/11/11).
- » Logged eight catches for 128 yards, including his third consecutive game with a touchdown, at New Orleans (12/26/11).
- » Notched his third multi-touchdown game of the season after recording four catches for 76 yards and two scores vs. Tampa Bay (1/1/11).

COLLEGE

- » Established himself as one of the premier wide receivers in college football at the University of Alabama. In 40 games he caught 179 passes for 2,653 yards with 15 touchdowns, and accumulated 3,084 all-purpose yards.
- » His 179 receptions rank second all-time at Alabama, while his 2,653 receiving yards rank second in school history and his 15 touchdowns are tied for fourth in Crimson Tide annals.
- » In 2010, garnered second-team All-American honors and was a first-team All-Southeastern Conference selection.
- » Was a member of the watch lists for the Maxwell Award, given to the nation's top player, and the Biletnikoff Award, given to the nation's top receiver in both his sophomore and junior seasons.
- » Started all 13 games and led the Tide with 78 receptions for 1,133 yards (14.53 avg.) and seven touchdowns as a junior in 2010. Also added 135 yards with two scores on eight carries on the ground.
- » Set a single-season school record with 78 receptions, breaking D.J. Hall's previous mark of 67 set in 2007.
- » As a junior, set a new school record with 1,133 receiving yards, breaking Hall's mark of 1,056 yards set in 2006.
- » Earned Freshman All-American first-team honors from the Football Writers Association of America and Sporting News.

PERSONAL

- » Attended Foley High School (AL), playing football for head coach Todd Watson where he was regarded as the nation's top receiver by Rivals.com, Scout.com and SuperPrep. He was also named the top high school player in the country by Sports Illustrated and Tackle.com.
- » Concluded his prep career with 194 catches for 3,287 yards (16.94 avg.) with 43 touchdowns while adding three rushing touchdowns, two kickoff-return touchdowns, two punt-return touchdowns and two fumble returns for scores.
- » Was named a two-time All-America choice by Rivals.com and a two-time All-State selection by the Birmingham News & Alabama Sports-writers Association.

- » As a senior, caught 68 passes for 1,181 yards (17.37 avg.) with 16 touchdowns while leading the Lions to a 12-1 overall record, a Region 2 title and an appearance in the state quarterfinals.
- » Was named "Mr. Football" and Gatorade Player of the Year for the state of Alabama...All-American choice by Parade Magazine, USA Today, EA Sports and Scout.com in 2007.
- » Is a two-time recipient of Alabama's Commitment to Academic Excellence Award (2009-10).
- » Led community service projects in high school which included Santa America Foundation and local Optimist International Club.
- » Credits his mother, Queen Mavin, as the largest influence in his life as she never let him quit at anything.
- » His given name is Quintorris Jones.
- » Participated as a celebrity waiter for the 4th annual Huddle Up for Miracles hosted by Head Coach Mike Smith at 103 West in Atlanta to benefit Children's Miracle Network.
- » In 2011, a participant in the Atlanta Falcons Rookie Club sponsored by UnitedHealthcare of Georgia, this program gives the players the opportunity to take part in several charitable events.

JONES' CAREER STATISTICS

		RECEIVING						RUSHING				
YEAR	GP/GS	REC	YDS	AVG	LG	TD	ATT	YDS	AVG	LG	TD	
2011	ATL 13/13	54	959	17.8	80	8	6	56	9.3	19	0	
2012	ATL 16/15	79	1,198	15.2	80t	10	6	30	5.0	18	0	
2013	ATL 5/5	41	580	14.1	81t	2	1	7	7.0	7	0	
2014	ATL 15/15	104	1,593	15.3	79	6	1	1	1	1	0	
2015	ATL 16/16	136	1,871	13.8	70t	8	0	0	0	0	0	
2016	ATL 14/14	83	1,409	17.0	75t	6	0	0	0	0	0	
2017	ATL 12/12	68	1,063	15.6	53	3	1	15	15.0	15	0	
TOTALS	91/90	565	8,673	15.4	81t	43	15	109	7.3	19	0	

JONES' PLAYOFF STATISTICS

		RECEIVING					RUSHING				
YEAR	GP/GS	REC	YDS	AVG	LG	TD	ATT	YDS	AVG	LG	TD
2011	ATL 1/1	7	64	9.1	20	0	1	13	13.0	13	0
2012	ATL 2/2	17	241	14.2	46t	2	1	-1	-1.0	-1	0
2016	ATL 3/3	19	334	17.6	73t	3	0	0	0.0	0	0
TOTALS	6/6	43	639	14.9	73t	5	2	12	6.0	13	0

JONES' BEST GAMES

RECEPTIONS	RECEIVING YARDS	LONG	TOUCHDOWNS
13 @ NYG (9/20/15)	300 vs. CAR (10/2/16)	81t vs. STL (9/15/13)	2, Nine Times
12, Three Times	259 @ GB (12/8/14)	80t, Two Times	Last vs. TB (11/26/17)
Last vs. TB (11/26/17)	253 vs. TB (11/26/17)	Last at TB (11/25/12)	
	189 vs. ARI (11/30/14)		

FALCONS PLAYOFF RECEIVING			
PLAYER	OPP	REC	YARDS
Julio Jones	SF	11	182
Julio Jones	GB	9	180
Alfred Jenkins	Dal	4	155
Michael Haynes	NO	6	144

NFL SINGLE GAME RECEIVING			
PLAYER	YR	TEAM	YDS
Flipper Anderson	1989	RAM	336
Calvin Johnson	2013	DET	329
Stephone Paige	1985	KC	309
Jim Benton	1945	RAM	303
Cloyce Box	1950	DET	302
Julio Jones	2016	ATL	300

FALCONS ALL-TIME RECEIVING			
PLAYER	YRS	REC	YARDS
Roddy White	2005-15	808	10,863
Julio Jones	2011-17	565	8,673
Terance Mathis	1994-01	573	7,349
Alfred Jenkins	1975-83	360	6,267

FALCONS ALL-TIME RECEIVING			
PLAYER	YRS	REC	TD
Roddy White	2005-15	808	63
Terance Mathis	1994-01	573	57
Andre Rison	1990-94	423	56
Julio Jones	2011-17	565	43
Alfred Jenkins	1975-83	360	40

MOST REC. IN FIRST 80 GAMES			
PLAYER	YRS	GMS	REC
Anquan Boldin	2003-08	80	502
Julio Jones	2011-17	80	501
Antonio Brown	2010-2015	80	469
Larry Fitzgerald	2004-2009	80	448
A.J. Green	2011-2016	80	447

2016 GAME-BY-GAME STATISTICS											
DATE	OPP	RECEIVING					RUSHING				
		REC	YDS	AVG	LG	TD	RUSH	YDS	AVG	LG	TD
9/11	TB	4	66	16.5	25t	1	0	0	0.0	0	0
9/18	@ OAK	5	106	21.2	48	1	0	0	0.0	0	0
9/26	@ NO	1	16	16.0	16	0	0	0	0.0	0	0
10/2	CAR	12	300	25.0	75t	1	0	0	0.0	0	0
10/9	@ DEN	2	29	14.5	20	0	0	0	0.0	0	0
10/16	@ SEA	7	139	19.9	36t	1	0	0	0.0	0	0
10/23	SD	9	174	19.3	50	0	0	0	0.0	0	0
10/30	GB	3	29	9.7	12	0	0	0	0.0	0	0
11/3	@ TB	8	111	13.9	21	1	0	0	0.0	0	0
11/13	@ PHI	10	135	13.5	29	0	0	0	0.0	0	0
11/27	ARI	4	35	8.8	15	0	0	0	0.0	0	0
12/4	KC	7	113	16.1	21	0	0	0	0.0	0	0
12/11	@ LA	INACTIVE									
12/18	SF	INACTIVE									
12/24	@ CAR	4	60	15.0	22	0	0	0	0.0	0	0
1/1	NO	7	96	13.7	23	1	0	0	0.0	0	0
TOTALS		83	1,409	17.0	75t	6	0	0	0.0	0	0
CAREER		497	7,610	15.3	81t	40	14	94	6.7	27	0

2016 POSTSEASON STATISTICS											
DATE	OPP	RECEIVING					RUSHING				
		REC	YDS	AVG	LG	TD	RUSH	YDS	AVG	LG	TD
1/14	SEA	6	67	11.2	20	1	0	0	0.0	0	0
1/22	GB	9	180	20.0	73t	2	0	0	0.0	0	0
2/5	NE	4	87	21.8	27	0	0	0	0.0	0	0
TOTALS		19	334	17.6	73t	3	0	0	0.0	0	0



2012 POSTSEASON STATISTICS										
		RECEIVING				RUSHING				
DATE	OPP	REC	YDS	AVG	LG TD	RUSH	YDS	AVG	LG TD	
1/13	SEA	6	59	9.8	21 0	1	-1	-1.0	-1	0
1/20	SF	11	182	16.5	46t 2	0	0	0.0	0	0
TOTALS		17	241	14.2	46t 2	1	-1	-1.0	-1	0

2011 POSTSEASON STATISTICS										
		RECEIVING				RUSHING				
DATE	OPP	REC	YDS	AVG	LG TD	RUSH	YDS	AVG	LG TD	
1/8	@ NYG	7	64	9.1	20 0	1	13	13.0	13	0
TOTALS		7	64	9.1	20 0	1	13	13.0	13	0

2015 GAME-BY-GAME STATISTICS										
		RECEIVING				RUSHING				
DATE	OPP	REC	YDS	AVG	LG TD	RUSH	YDS	AVG	LG TD	
9/14	PHI	9	141	15.7	44 2	0	0	0.0	0	0
9/20 @	NYG	13	135	10.4	37 0	0	0	0.0	0	0
9/27 @	DAL	12	164	13.7	45T 2	0	0	0.0	0	0
10/4	HOU	4	38	9.5	19 0	0	0	0.0	0	0
10/11	WAS	5	67	13.4	20 0	0	0	0.0	0	0
10/15 @	NO	6	93	15.5	30 0	0	0	0.0	0	0
10/25 @	TEN	9	92	10.2	21 1	0	0	0.0	0	0
11/1	TB	12	162	13.5	35 1	0	0	0.0	0	0
11/8 @	SF	10	137	13.7	54 0	0	0	0.0	0	0
11/22	IND	9	160	17.8	36 0	0	0	0.0	0	0
11/29	MIN	5	56	11.2	19 0	0	0	0.0	0	0
12/6 @	TB	8	93	11.6	25 0	0	0	0.0	0	0
12/13 @	CAR	7	88	12.6	46 0	0	0	0.0	0	0
12/20 @	JAX	9	118	13.1	23 1	0	0	0.0	0	0
12/27	CAR	9	178	19.8	70 1	0	0	0.0	0	0
1/3	NO	9	149	16.6	29 0	0	0	0.0	0	0
TOTALS		136	1,871	13.8	70T 8	0	0	0.0	0	0
CAREER		414	6,201	15.0	81T 34	14	94	6.7	27	0

2014 GAME-BY-GAME STATISTICS											
		RECEIVING				RUSHING					
DATE	OPP	REC	YDS	AVG	LG TD	RUSH	YDS	AVG	LG TD		
9/7	NO	7	116	16.6	27 0	0	0	0.0	0	0	
9/14 @	CIN	7	88	12.6	24 1	0	0	0.0	0	0	
9/18	TB	9	161	17.9	40 2	0	0	0.0	0	0	
9/28 @	MIN	6	82	13.7	21 0	0	0	0.0	0	0	
10/5 @	NYG	11	105	9.5	22 0	0	0	0.0	0	0	
10/12	CHI	4	68	17	29 0	1	1	1	1	0	
10/19 @	BAL	5	56	11.2	24 0	0	0	0.0	0	0	
10/26	DET	4	58	14.5	22 0	0	0	0.0	0	0	
11/9 @	TB	8	119	14.9	39 0	0	0	0.0	0	0	
11/16 @	CAR	6	59	9.8	11 0	0	0	0.0	0	0	
11/23	CLE	5	68	13.6	24 1	0	0	0.0	0	0	
11/30	ARI	10	189	18.9	41 1	0	0	0.0	0	0	
12/8 @	GB	11	259	23.5	79 1	0	0	0.0	0	0	
12/14	PIT	INACTIVE				INACTIVE					
12/21 @	NO	7	107	15.3	24 0	0	0	0.0	0	0	
12/28	CAR	4	58	14.5	20 0	0	0	0.0	0	0	
TOTALS		104	1,593	15.3	79 6	1	1	1	1	0	
CAREER		278	4,330	15.6	81T 26	14	94	6.7	27	0	

2013 GAME-BY-GAME STATISTICS										
		RECEIVING				RUSHING				
DATE	OPP	REC	YDS	AVG	LG TD	RUSH	YDS	AVG	LG TD	
9/8 @	NO	7	76	10.9	22 1	0	0	0.0	0	0
9/15	STL	11	182	16.5	81 1	0	0	0.0	0	0
9/22 @	MIA	9	115	12.8	28 0	1	7	7.0	7	0
9/29	NE	6	108	12.4	25 0	0	0	0.0	0	0
10/7	NYJ	8	99	12.4	46 0	0	0	0.0	0	0
10/20	TB	INJURED RESERVE								
10/27 @	ARZ	INJURED RESERVE								
11/3 @	CAR	INJURED RESERVE								
11/10	SEA	INJURED RESERVE								
11/17 @	TB	INJURED RESERVE								
11/21	NO	INJURED RESERVE								
12/1 @	BUF	INJURED RESERVE								
12/8 @	GB	INJURED RESERVE								
12/15	WAS	INJURED RESERVE								
12/23 @	SF	INJURED RESERVE								
12/29	CAR	INJURED RESERVE								
TOTALS		41	580	14.1	81 2	1	7	7.0	7	0
CAREER		174	2,737	15.7	81T 20	13	93	7.2	19	0

2012 GAME-BY-GAME STATISTICS										
		RECEIVING				RUSHING				
DATE	OPP	REC	YDS	AVG	LG TD	RUSH	YDS	AVG	LG TD	
9/9 @	KC	6	108	18.0	31 2	0	0	0.0	0	0
9/17	DEN	4	14	3.5	6 0	1	1	1.0	1	0
9/23 @	SD	5	67	13.4	15 1	0	0	0.0	0	0
9/30	CAR	1	30	30.0	30 0	0	0	0.0	0	0
10/7 @	WSH	10	94	9.4	29 1	1	1	1.0	1	0
10/14	OAK	4	63	15.8	25 0	0	0	0.0	0	0
10/28 @	PHI	5	123	24.6	63 1	1	9	9.0	9	0
11/4	DAL	5	129	25.8	48 0	1	8	8.0	8	0
11/11 @	NO	4	75	18.8	52 0	0	0	0.0	0	0
11/18	ARZ	3	33	11.0	20 0	0	0	0.0	0	0
11/25 @	TB	6	147	24.5	80 1	0	0	0.0	0	0
11/29	NO	5	48	9.6	18 0	0	0	0.0	0	0
12/9 @	CAR	5	66	13.2	21 1	0	0	0.0	0	0
12/16	NYG	6	74	12.3	40 2	1	18	18.0	18	0
12/22 @	DET	7	71	10.1	16 1	1	-7	-7.0	-7	0
12/30	TB	3	56	18.7	28 0	0	0	0.0	0	0
TOTALS		79	1,198	15.2	80T 10	6	30	5.0	27	0
CAREER		133	2,117	16.2	80T 18	12	86	7.2	19	0

2011 GAME-BY-GAME STATISTICS											
		RECEIVING					RUSHING				
DATE	OPP	REC	YDS	AVG	LG	TD	RUSH	YDS	AVG	LG	TD
9/11	@ CHI	5	71	14.2	32	0	0	0	0.0	0	0
9/18	PHI	2	29	14.5	15	0	0	0	0.0	0	0
9/25	@ TB	6	115	19.2	49	0	1	-9	-9.0	-9	0
10/2	@ SEA	11	127	11.5	45	0	0	0	0.0	0	0
10/9	GB	1	16	16.0	16	0	1	17	17.0	17	0
10/16	CAR	INACTIVE									
10/23	@ DET	INACTIVE									
11/6	@ IND	3	131	43.7	80	2	2	33	16.5	19	0
11/13	NO	2	9	4.5	6	0	0	0	0.0	0	0
11/20	TEN	INACTIVE									
11/27	MIN	0	0	0.0	0	0	0	0	0.0	0	0
12/4	@ HOU	4	68	17.0	26	0	0	0	0.0	0	0
12/11	@ CAR	3	104	34.7	75	2	0	0	0.0	0	0
12/15	JAX	5	85	17.0	29	1	1	6	6.0	6	0
12/26	@ NO	8	128	16.0	40	1	0	0	0.0	0	0
1/1	TB	4	76	19.0	48	2	1	9	9.0	9	0
TOTALS		54	959	17.8	80	8	6	56	9.3	19	0
CAREER		54	959	17.8	80	8	6	56	9.3	19	0



WR Julio Jones set a franchise record with 300 receiving yards against Carolina in Week 4 of 2016.

67**ANDY LEVITRE**
GUARD
OREGON STATE
(3RD YEAR WITH FALCONS)**HEIGHT:**
6'2"**WEIGHT:**
303**BIRTHDATE:**
5/15/86**NFL EXP:**
9 YRS**ACQUIRED:**
TR-'15 (TEN)

TRANSACTIONS

- » Originally selected by the Buffalo Bills in the second round (51st overall) of the 2009 NFL Draft.
- » Signed by the Tennessee Titans as an unrestricted free agent on March 14, 2013.
- » Traded to the Atlanta Falcons on September 4, 2015 in exchange for a 2016 sixth round draft selection and a future conditional pick.

2017 (FALCONS)

- » Blocked for an offense that has averaged 365.2 yards and 6.09 yards per play, the fourth-best mark in the NFL.

2016 (FALCONS)

- » Started all 16 games at left guard, blocking for an offense that set a franchise record with 540 points and averaged 415.8 yards per game.
- » Started at left guard and helped the offense total 528 yards, the seventh-highest output in franchise history, at Oakland (9/18). Blocked for a rushing attack that put up 139 yards, which marked the 10th time in the last two seasons Atlanta has eclipsed 100 rushing yards.
- » Started at left guard and blocked for an offense that set a franchise record with 571 total yards against Carolina (10/2). Protected QB Matt Ryan as he became the 19th player in NFL history to throw for 500+ yards in a single game.

CAREER

- » Has started all 140 games of his nine-year career. One of two members of the 2009 NFL Draft class to start all 128 regular season games from 2009-16.
- » Started all 16 games at left guard and blocked for an offense that ranked seventh in the NFL averaging 374.1 yards per game in 2015.

- » Spent four seasons with the Bills, and started all 64 games during those four years.
- » Started all 16 games at left guard, bringing his consecutive starting streak to 96 games—every game since entering the NFL as a 2009 second-round selection (51st overall). The streak ranks first among all NFL guards.
- » Signed with the Tennessee Titans as an unrestricted free agent in 2013 and started all 32 games during his two year tenure with the club.
- » In 2012, anchored a Bills offensive line that held opponents to 30 sacks (fifth fewest in the AFC), while blocking for a rushing attack that averaged 138.6 yards per game, which ranked second in the AFC.
- » In 2011, was a member of a Bills offensive front that led the NFL in fewest sacks allowed with 23.
- » As a rookie in 2009, started all 16 games and was named to Sporting News' All-Rookie Team, Pro Football Weekly/Pro Football Writers of America's All-Rookie Team and Football Outsiders' All-Rookie Team.

COLLEGE

- » Closed out his career with a string of 35 consecutive starts at Oregon State (39 total for his career). In his last two seasons, he started 17 times at left tackle and nine times at right tackle.
- » In 2008, was an All-American first-team selection by the American Football Coaches Association and Pro Football Weekly. Earned second-team honors from the Associated Press and was a first-team All-Pac 10 Conference and Academic All-Pac 10 choice. As a senior, served as team co-captain and started all 13 games at left offensive tackle.

- » As a junior in 2007, was a second team All-Pac 10 Conference and Academic All-Pac 10 selection. Started the team's first nine games at right offensive tackle before shifting to the left side for his final four contests.
- » As a sophomore in 2006, named second-team Academic All-Pac 10 Conference choice, adding All-Pac 10 honorable mention while starting the final 10 games at right tackle.
- » As a redshirt freshman in 2005, saw action in every game, serving as the team's top reserve at both guard positions for the first 10 contests. Earned his first career start at right tackle in the season finale against Oregon.
- » Redshirted as a freshman in 2004.
- » Graduated from Oregon State in March 2009 with degrees in finance and sociology.
- » Fancies himself as a coffee connoisseur. He is also a skilled grillmaster, utilizing his Big Green Egg to cook masterpieces in his backyard.
- » Levitre married his wife, Katie, on July 4, 2015 and swam with sharks in Bora Bora on his honeymoon.
- » Earned Academic All-Pac 10 Conference honors four times.
- » Was a SuperPrep Magazine selection as a senior at San Lorenzo Valley High School. Also named first-team All-CIF, first team All-Santa Cruz Coast League, and named to the all-region team by the San Jose Mercury News.
- » Named team captain and co-MVP as a senior, while also competing on the defensive line.
- » As a junior, his team finished 13-0 and won the Central Coast Section title. Was an honorable mention all-state and first team all-conference as an offensive lineman as a junior, and second team as a defensive tackle.

PERSONAL

- » Enjoys traveling around the world. In March 2012, he visited the Great Wall of China and tobogganed down a stretch of the wall. He has also been to Phuket, Thailand where he had the opportunity to ride an elephant.
- » Enjoys fishing and once caught a 250-pound yellowfin tuna in Puerto Vallarta, Mexico. Most recently, he caught an 88-inch sailfish in Cancun.
- » Has a signature ice cream that is named after him. Lake Effect Artisan Ice Cream in Buffalo created the Levitreland flavor, which is strawberry cheesecake ice cream with chocolate-covered pretzels throughout.
- » Earned two letters in track throwing the shot put.
- » He has four brothers - Erick Travis, Logan, and Ryan. Erick was an offensive guard at the University of Arizona (2002-06).
- » Follow Levitre on Twitter: @LevitreAndy
- » His last name is pronounced Luh-Vee-Tree.
- » Born Andrew Steven Levitre on May 15, 1986 in Los Gatos, Calif.

LEVITRE'S CAREER GAMES PLAYED/STARTED								
2017	2016	2015	2014	2013	2012	2011	2010	2009
ATL	ATL	ATL	TEN	TEN	BUF	BUF	BUF	BUF
12/12	16/16	16/16	16/16	16/16	16/16	16/16	16/16	16/16
TOTALS	140/140							

51**ALEX MACK**
CENTER
CALIFORNIA
(2ND YEAR WITH FALCONS)

HEIGHT:	WEIGHT:	BIRTHDATE:	NFL EXP:	ACQUIRED:
6'4"	311	11/19/85	9 YRS	FA-'16

TRANSACTIONS

- » Originally selected by Cleveland Browns in first round (21st overall) of 2009 NFL Draft.
- » Signed to offer sheet by Jacksonville Jaguars on April 11, 2014. Re-signed by Browns after team exercised first-refusal rights on April 14, 2014.
- » Signed by the Atlanta Falcons as an unrestricted free agent on March 9, 2016.

2017 (FALCONS)

- » Blocked for an offense that has averaged 365.2 yards and 6.09 yards per play, the fourth-best mark in the NFL.

2016 (FALCONS)

- » Started all 16 games at center, blocking for an offense that set a franchise record with 540 points and averaged 415.8 yards per game.
- » Earned his fourth career Pro Bowl selection after anchoring the offensive line for the NFL's top scoring unit.
- » Started at center and blocked for an offense that set a franchise record with 571 total yards against Carolina (10/2). Protected QB Matt Ryan as he became the 19th player in NFL history to throw for 500+ yards in a single game.

CAREER

- » A four-time Pro Bowler (2016, 2015, 2013, 2010), has started all 128 games in which he has played. Is one of three centers in Browns history to earn multiple Pro Bowl honors.
- » In 2015, Mack returned from injury to play in all 16 games and was selected to his third career Pro Bowl.
- » Played every offensive snap (4,998 consecutive) through his first 80 career games, and was one of only four NFL offensive linemen to play every offensive snap for his team since at least 2009.

- » Played and started in five games during the 2014 season in Cleveland before going down with an injury. During those five games the offense averaged 26.8 points per game, 383.2 total yards per game, 146.4 rushing yards per game, and 4.4 yards per carry.
- » In 2013, earned his second career Pro Bowl selection and was named a second-team AP All-Pro. Started all 16 games at center, playing all 1,106 offensive snaps.
- » Was voted a first-alternate to the AFC Pro Bowl squad after starting all 16 games at center in 2012. Part of an offensive line that helped Trent Richardson set Browns rookie records in rushing yards (950), rushing TDs (11) and total scrimmage yards (1,317).
- » Started all 16 games at center in 2011, and did not miss an offensive snap, despite undergoing an appendectomy in October.
- » In 2010, Mack was anchored an offensive line that helped Peyton Hillis rush for 1,177 yards and 11 touchdowns. Earned his first career Pro Bowl selection and was named to Sports Illustrated's All-Pro team.
- » During his rookie season in 2009, Mack became the fifth rookie to start all 16 games at center, and helped his team record four consecutive games with more than 160 rushing yards.
- » Was named to the Pro Football Weekly/Professional Football Writers of America All-Rookie team and selected to USA Today's All-Joe team.
- » One of four rookie offensive linemen to start all 16 games in 2009, along with Buffalo's Andy Levitre (LG), Seattle's Max Unger (13 at RG, 3 at C) and Baltimore's Michael Oher (12 at RT, 4 at LT).
- » Became just the fifth NFL rookie to start all 16 games at C since 1998, joining Damien Woody (New England, 1999), Alex Stepanovich (Arizona, 2004), Nick Mangold (Jets, 2006) and Samson Satele (Miami, 2007).

COLLEGE

- » Was a two-time Rimington Trophy finalist, a two-time All-American and a four-time league academic honor roll honoree at California.
- » Awarded the Draddy Trophy as a senior, given to college football's top scholar-athlete.
- » Named the PAC-10 Conference's 2008 Scholar-Athlete of the Year and was a member of ESPN's All-Bowl Team in 2006 and 2008. Was a finalist for the Lowe's Senior CLASS Award, given for academic and athletic accomplishment.
- » The 2008 winner of the Schlessinger Coaches Award, which recognizes outstanding athletic ability, academic success and community service at Cal.
- » Did not allow any quarterback sacks or pressures on 397 pass plays in 2008. Was penalized just twice on a total of 832 snaps as a senior.
- » Became the third player in PAC-10 Conference annals to receive the Morris Trophy in back-to-back seasons. Led a line that allowed just 11 sacks in 2007, the third-lowest figure in the country that year. Redshirted as a freshman.
- » Earned a degree in legal studies, spent his senior season as a graduate student and is working towards his master's degree.
- » Attended San Marcos High School (Santa Barbara, Calif.). Played on both the offensive and defensive lines. Named the Channel League's co-Most Valuable Player on defense and a first team all-league selection. Was a two-time All-CIF choice and a three-time all-county and all-league member.
- » Named to Prep Star's All-West team as a senior, helping his team rush for 2,031 yards in 2003.
- » Added four letters in wrestling, advancing to the state wrestling tournament as a CIF heavyweight champion and compiled a 28-2 record on the mat as a senior, when he ranked second in the state.
- » Embarked on a weeklong visit to U.S. troops at military bases throughout Afghanistan and Kyrgyzstan during the 2011 offseason as part of the NFL-USO program; his father and cousin both served in the military.
- » Enjoys helping children, including through school visits and reading to kids.
- » An avid traveler who has visited Australia, Brazil, England, France, Greece, Indonesia, Italy, Japan, Spain, Taiwan, Thailand and Turkey.
- » An avid reader with diverse tastes, including historical-fiction, science-fiction and fantasy books.

PERSONAL

- » Participated in the NFL's second annual "NFL Pro Hollywood Boot Camp" during the 2013 offseason, which offered a comprehensive overview of creative disciplines in the film industry including screen writing, directing, producing and film financing.

MACK'S CAREER GAMES PLAYED/STARTED								
2017	2016	2015	2014	2013	2012	2011	2010	2009
ATL	ATL	CLE	CLE	CLE	CLE	CLE	CLE	CLE
12/12	16/16	16/16	5/5	16/16	16/16	16/16	16/16	16/16
TOTALS		129/129						

25**TERRENCE MAGEE**
RUNNING BACK
LOUISIANA STATE
(1ST YEAR WITH FALCONS)**HEIGHT:**
5'9"**WEIGHT:**
220**BIRTHDATE:**
3/16/93**NFL EXP:**
2 YRS**ACQUIRED:**
FA-'17**TRANSACTIONS**

- » Originally signed by the Baltimore Ravens as an college free agent following the 2015 NFL Draft.
- » Signed to the Ravens practice squad on September 24, 2015.
- » Signed by the Los Angeles Rams as a free agent on June 7, 2016.
- » Signed to the teams' practice squad on September 5, 2016.
- » Signed to the Seattle Seahawks practice squad on September 21, 2016.
- » Signed by the Cleveland Browns on June 1, 2017.
- » Signed to the Browns practice squad on September 3, 2017.
- » Signed to the Atlanta Falcons active roster on November 15, 2017.

CAREER

- » Spent time on the active roster and practice squad with the Baltimore Ravens and Seattle Seahawks in 2015 and 2016, respectively. Also served as a member of the Los Angeles Rams practice squad in 2016.
- » In two seasons, has played in six games while totaling 17 rushing yards. Has gained a total of 47 all-purpose yards.

COLLEGE

- » Played in 40 games with one start in his four years at LSU. Compiled 1,330 rushing yards and 12 touchdowns as a Tiger. Rushed for 100-yards or more four times during his career.

- » As a senior in 2014, played in all 13 games and averaged over five yards per carry. That season, accounted for a career-high 220 all-purpose yards against Kentucky. Became the third LSU player since 1990 to lead the Tigers in rushing and receiving yards in the same game.
- » As a junior, played in all 13 games while rushing for a career-best eight touchdowns and 626 yards.

PERSONAL

- » Attended Franklinton High School, where he played quarterback. A consensus three-star recruit and ranked as the No. 28 athlete nationally by Rivals.com. Ranked as the No. 8 player in Louisiana by Tigerbait.com.
- » Led Franklinton to a 2010 Louisiana 4A State Championship as a senior. Named the Outstanding Player of the Game after throwing for more than 200 yards and two touchdowns while rushing for 126 yards.
- » Recipient of the 2010 Warrick Dunn Award as WAFB's Sportsline Player of the Year.
- » Born on March 16, 1993 in Covington, La. Majored in Sport Administration.

70

JAKE MATTHEWS

TACKLE
TEXAS A&M

(4TH YEAR WITH FALCONS)



HEIGHT:
6'5"

WEIGHT:
309

BIRTHDATE:
2/11/92

NFL EXP:
4 YRS

ACQUIRED:
TD1-'14

TRANSACTIONS

- » Selected as a first round (6th overall) draft choice by Atlanta in 2014.

2017 (FALCONS)

- » Blocked for an offense that has averaged 365.2 yards and 6.09 yards per play, the fourth-best mark in the NFL.

2016 (FALCONS)

- » Started all 16 games at left tackle, blocking for an offense that set a franchise record with 540 points and averaged 415.8 yards per game.
- » Started at left tackle and blocked for an offense that set a franchise record with 571 total yards against Carolina (10/2). Protected QB Matt Ryan as he became the 19th player in NFL history to throw for 500+ yards in a single game.

CAREER

- » In four seasons, has started all 59 games that he has played in, including 58 straight games dating back to Week 3 of his rookie season. Has helped protect QB Matt Ryan who has thrown for 17,286 yards and 103 touchdowns during that span.
- » Started all 16 games at left tackle and blocked for an offense that ranked seventh in the NFL averaging 374.1 yards per game in 2015. Protected Matt Ryan's blindside as the quarterback became one of four passers to throw for 4,000 yards in each of the last five seasons.
- » Started 15 games at left tackle during his rookie season in 2014, and blocked for an offense that broke several franchise records.
- » Started at left tackle and helped block for an offense that generated a franchise record 548 yards of total offense vs. New Orleans (9/7/14).

- » Started at left tackle and helped block for an offense that scored 56 points (2nd most in franchise history) and recorded 488 total yards vs Tampa Bay (9/18/14).

COLLEGE

- » Appeared in 52 games for Texas A&M, starting his final 46 contests, the first 33 at right tackle and the final 13 on the left side.
- » As a senior, was a consensus All-American and a unanimous All-Southeastern Conference first-team selection. He was recipient of the Bobby Bowden Award, presented for high performance on the field, in class and in the community.
- » In 2012, earned first-team All-American honors from The NFL Draft Report and the Football Writers of America Association, adding second-team accolades from the Walter Camp Football Foundation and third-team recognition from the Associated Press.
- » As a sophomore, quickly developed into the cornerstone of the Aggies' offensive front that allowed just nine sacks in 13 games and set then-school records for total offense (seventh in the nation at 490.2 ypg), passing (291.1 ypg) and scoring (11th nationally at 39.08 ppg) offense. The sophomore delivered 13 touchdown-resulting blocks and 96 key blocks/knockdowns while helping the Aggies rush for 199.2 yard per game.
- » In 2011, was named to ESPN.com's All-Big 12 Conference Freshman team and was an honorable mention All-Big 12 pick. He was one of 10 freshman to letter for the Aggies, starting the final seven games of the season.

PERSONAL

- » Matthews is the next to carry on the family NFL tradition. He is the fourth family member to be selected in the first round of the draft and the seventh to reach the National Football League.
- » Matthews' NFL lineage began with Clay Matthews Sr., who played four seasons for the San Francisco 49ers in the 1950's. His father, Bruce Matthews, was a 14-time Pro Bowl selection and Green Bay Packers LB Clay Matthews III is his cousin.
- » Attended Elkins High School in Missouri City, Texas. Was named first-team all-district and all-greater Houston honoree. Matthews also had offers from Oklahoma, Alabama, Arkansas, Oregon, Texas, Texas Tech, USC and Stanford.
- » Was a consensus All-American selection in high school. Earned a five-star rating from Scout.com, as that recruiting service regarded him as the best offensive guard in the nation.
- » Rated as the seventh-best offensive tackle in the prep ranks, placed 48th on the Rivals100 team while also being named the eighth-best overall prospect in the state of Texas by Rivals.com.
- » A university studies major in the Mays Business School at Texas A&M.
- » Son of Carrie and Bruce Matthews.

MATTHEWS'S CAREER GAMES PLAYED/STARTED			
2017	2016	2015	2014
ATL	ATL	ATL	ATL
12/12	16/16	16/16	15/15
TOTALS		59/59	



T Jake Matthews has started 59 games in four seasons with the Falcons.

22**KEANU NEAL**
SAFETY
FLORIDA
(2ND YEAR WITH FALCONS)**HEIGHT:**
6"1'**WEIGHT:**
216**BIRTHDATE:**
7/26/95**NFL EXP:**
2 YRS**ACQUIRED:**
D1-'16

TRANSACTIONS

- » Selected by the Falcons in the first round (17th overall) of the 2016 NFL Draft.

2017 (FALCONS)

- » Has recorded 91 tackles (65 solo) with two forced fumbles, one tackle for loss, one fumble recovery, and four passes defended this season.

2016 (FALCONS)

- » Started all 14 games in which he played. His 105 total tackles (72 solo) ranked second to fellow rookie Deion Jones for the team lead. Ranked second to Jones in tackles among all rookies. Also added two tackles for loss, five forced fumbles, one fumble recovery and seven passes defended.
- » His five forced fumbles were the most by a defensive back since Dwight Lowery had five in 2008.
- » Made his playoff debut with a team-high nine tackles (eight solo) in Atlanta's Divisional Round win over Seattle.

COLLEGE

- » Started 19 of the 34 games he played in during his three years as a Gator. During his first year as a starter in 2014 he racked up 45 total tackles and three interceptions, which was the second highest total on the team. Two of those interceptions that season came against the University of Kentucky, which became a new career high for most interceptions in a game.

2017 GAME-BY-GAME STATISTICS

DATE	OPP	TK	SO	SK	YDS	INT	YDS	FF	FR	PD
9/10	@CHI	5	4	0.0	0.0	0	0	0	0	0
9/17	GB	7	5	0.0	0.0	0	0	0	0	0
9/24	@DET	5	4	0.0	0.0	0	0	0	0	0
10/1	BUF	7	4	0.0	0.0	0	0	0	0	1
10/15	MIA	8	7	0.0	0.0	0	0	0	0	0
10/22	@NE	10	6	0.0	0.0	0	0	0	0	1
10/29	@NYJ	9	8	0.0	0.0	0	0	0	0	0
11/5	@CAR	8	6	0.0	0.0	0	0	2	1	0
11/12	DAL	6	5	0.0	0.0	0	0	0	0	0
11/20	@SEA	9	5	0.0	0.0	0	0	0	0	0
11/26	TB	8	6	0.0	0.0	0	0	0	0	2
12/3	MIN	9	5	0.0	0.0	0	0	0	0	0
12/7	NO	-	-	--	--	-	-	-	-	-
12/18	@TB	-	-	--	--	-	-	-	-	-
12/24	@NO	-	-	--	--	-	-	-	-	-
12/31	CAR	-	-	--	--	-	-	-	-	-
TOTALS		91	65	0.0	0.0	0	0	2	1	4
CAREER		196	137	0.0	0.0	0	0	7	2	12

- » Played in 12 games and started 11 times at safety as a senior in 2015. Finished third on the team with 96 total tackles, including a team-high 51 solo tackles. Had 3.5 tackles-for-loss and 2.0 sacks on the year. Posted a career high 14 tackles against Tennessee and at LSU. Led the team in tackles five times on the season.
- » Played in 10 games, starting eight times at safety in 2014. Totaled 45 tackles on the season and ranked second with three interceptions. Earned Honorable Mention CFPA Defensive Back of the Week honors after his performance at Alabama, leading the team with 10 tackles while forcing a fumble and returning a fumble 49 yards for a touchdown. Also led the team in tackles against Missouri (10 tackles) and East Carolina (8). Named to the SEC Academic Honor Roll.

- » Played in all 12 games as a true freshman in 2013. Was a key member on special teams who tied for the team lead with five special teams tackles. Also saw time as a backup at safety.
- » Joined Florida teammate Vernon Hargreaves III to become the second set of SEC defensive backs from the same school to be selected during the first round of the NFL Draft.
- » As a junior, Neal had 151 tackles (68 solo, 83 assists), four interceptions, one of which he returned 20 yards for a touchdown, as well as four forced fumbles, five pass deflections and one offensive touchdown as a goal-line full-back.
- » Picked the Gators over offers from UCF, USF, Duke, Georgia Tech, Kentucky and South Carolina...Coached by Inman Sherman.

COLLEGE

- » Totaled over 70 tackles and had four interceptions as a senior at South Sumter. Was an All-State selection as a junior. Invited to "The Opening", an all-star summer prospect camp held on the Nike Campus.

NEAL'S CAREER STATISTICS

YEAR	GP/GS	TK	SO	AST	SK	YDS	INT	YDS	LG	TD	PD	FF	FR	YDS	TD
2016	ATL 14/14	105	72	33	0.0	0.0	0	0	0	0	8	5	1	0	0
2017	ATL 12/12	91	65	26	0.0	0.0	0	0	0	0	4	2	1	0	0
TOTAL	26/26	196	137	59	0.0	0.0	0	0	0	0	12	7	2	0	0

NEAL'S POSTSEASON STATISTICS

YEAR	GP/GS	TK	SO	AST	SK	YDS	INT	YDS	LG	TD	PD	FF	FR	YDS	TD
2016	ATL 3/3	28	22	6	0.0	0.0	0	0	0	0	0	0	0	0	0
TOTAL	3/3	28	22	6	0.0	0.0	0	0	0	0	0	0	0	0	0

2016 GAME-BY-GAME STATISTICS

DATE	OPP	TK	SO	SK	YDS	INT	YDS	FF	FR	PD	
9/11	TB	INACTIVE									
9/18	@OAK	INACTIVE									
9/26	@NO	4	3	0.0	0.0	0	0	0	0	1	
10/2	CAR	9	6	0.0	0.0	0	0	0	0	0	
10/9	@DEN	8	6	0.0	0.0	0	0	1	0	0	
10/16	@SEA	11	5	0.0	0.0	0	0	1	0	1	
10/23	SD	9	7	0.0	0.0	0	0	0	0	0	
10/30	GB	8	4	0.0	0.0	0	0	1	0	0	
11/3	@TB	8	6	0.0	0.0	0	0	0	0	0	
11/23	@PHI	9	9	0.0	0.0	0	0	1	0	1	
11/27	ARI	6	4	0.0	0.0	0	0	0	0	0	
12/4	KC	7	3	0.0	0.0	0	0	0	0	0	
12/11	@LA	8	6	0.0	0.0	0	0	0	0	1	
12/18	SF	10	5	0.0	0.0	0	0	0	1	2	
12/24	@CAR	3	3	0.0	0.0	0	0	0	0	1	
1/1	NO	5	5	0.0	0.0	0	0	1	0	1	
TOTALS		105	72	0.0	0.0	0	0	5	1	8	
CAREER		105	72	0.0	0.0	0	0	5	1	8	

2016 POSTSEASON STATISTICS

DATE	OPP	TK	SO	SK	YDS	INT	YDS	FF	FR	PD
1/14	SEA	9	8	0.0	0.0	0	0	0	0	0
1/22	GB	6	5	0.0	0.0	0	0	0	0	0
2/5	NE	13	9	0.0	0.0	0	0	0	0	0
TOTALS		28	22	0.0	0.0	0	0	0	0	0

20

SHARROD NEASMAN
SAFETY
FLORIDA ATLANTIC
(2ND YEAR WITH FALCONS)



HEIGHT:
5'11"

WEIGHT:
213

BIRTHDATE:
10/14/91

NFL EXP:
2 YRS

ACQUIRED:
FA-'16

TRANSACTIONS

- » Signed by the Atlanta Falcons as a college free agent following the 2016 NFL Draft.

2016 (FALCONS)

- » Promoted to the active roster on October 18. Saw action in three games, totaling three tackles (two solo).

COLLEGE

- » Team Captain as a senior in 2015. He was named the team's 2015 Student-Athlete of the Year.

- » Started at nickel for the Owls in 2014. Ended his junior campaign fifth on the team with 60 tackles, two interceptions and three passes defensed...named the team's Comeback Player of the Year at the season ending banquet.

PERSONAL

- » Attended Braden River High School.
- » Majored in Mechanical engineering major.

68**AUSTIN PASZTOR****TACKLE
VIRGINIA***(1ST YEAR WITH FALCONS)***HEIGHT:
6'7"****WEIGHT:
305****BIRTHDATE:
11/26/90****NFL EXP:
5 YRS****ACQUIRED:
FA-'17****TRANSACTIONS**

- » Signed by the Minnesota Vikings on April 29, 2012.
- » Signed to the Jacksonville Jaguars practice squad on September 17, 2012.
- » Claimed off Waivers by the Browns on September 6, 2015.
- » Signed by the Atlanta Falcons on August 19, 2017.

2017 (FALCONS)

- » Made his Falcons debut in Week 3 at Detroit, seeing action on special teams.

CAREER

- » He went on to play every game for the Browns in 2015, while starting in four. Last season, he played and started in all 16 games for Cleveland.
- » Played in 26 games, with 23 starts over three years for the Jaguars.

PERSONAL

- » Native of Tillonsburg, Ontario.
- » Moved to the United States as a high school senior to attend Rok Union Military Academy in Fork Union, VA.

92

DONTARI POE

DEFENSIVE TACKLE

MEMPHIS

(1ST YEAR WITH FALCONS)



HEIGHT:
6'3"

WEIGHT:
346

BIRTHDATE:
8/18/90

NFL EXP:
6 YRS

ACQUIRED:
FA-'17

TRANSACTIONS

- » Originally selected by the Kansas City Chiefs in the first round (11th overall) of the 2012 NFL Draft.
- » Signed by the Atlanta Falcons as a free agent on March 16, 2017.

2017 (FALCONS)

- » Started 12 games at defensive tackle and has posted 28 tackles (18 solo), eight quarterback hits, 1.5 sacks, three tackles for loss, and two passes defensed.
- » Lined up at fullback and cleared a hole for RB Tevin Coleman to punch in a one-yard touch-down against Dallas in Week 10.

2016 (CHIEFS)

- » Played in all 16 games, while recording 27 total tackles - 18 solo - with 1.5 sacks, three passes defensed, and one forced fumble.

CAREER

- » The two-time Pro Bowler from the University of Memphis has been a key contributor his teams since being drafted in 2012. The former first round selection has recorded 228 total tackles in 90 games played - 88 started - while also recording 14.5 sacks, 14 passes defensed, two forced fumbles and one fumble recovery.
- » Scored his first career rushing touchdown on a one-yard run against San Diego in Qualcomm Stadium on 11/22/15, making him the heaviest player in NFL history to find the end zone.
- » In 2013, Poe was selected to his first career Pro Bowl. That season he recorded 4.5 sacks and 52 total tackles - 43 solo - along with four passes defensed. He followed that year up with another Pro Bowl selection in 2014, while posting a career high six sacks and 46 total tackles.

2017 GAME-BY-GAME STATISTICS

DATE	OPP	TK	SO	SK	YDS	INT	YDS	FF	FR	PD
9/10	@CHI	0	0	0.0	0.0	0	0	0	0	0
9/17	GB	1	1	0.0	0.0	0	0	0	0	0
9/24	@DET	0	0	0.0	0.0	0	0	0	0	0
10/1	BUF	5	3	0.0	0.0	0	0	0	0	0
10/15	MIA	1	1	0.0	0.0	0	0	0	0	2
10/22	@NE	4	2	0.0	0.0	0	0	0	0	0
10/29	@NYJ	4	2	0.5	3.5	0	0	0	0	0
11/5	@CAR	1	1	0.0	0.0	0	0	0	0	0
11/12	DAL	4	2	1.0	7.0	0	0	0	0	0
11/20	@SEA	2	1	0.0	0.0	0	0	0	0	0
11/26	TB	1	1	0.0	0.0	0	0	0	0	0
12/3	MIN	5	4	0.0	0.0	0	0	0	0	0
12/7	NO	-	-	--	--	-	-	-	-	-
12/18	@TB	-	-	--	--	-	-	-	-	-
12/24	@NO	-	-	--	--	-	-	-	-	-
12/31	CAR	-	-	--	--	-	-	-	-	-
TOTALS		28	18	1.5	10.5	0	0	0	0	2
CAREER		228	173	14.5	75.5	0	0	2	1	14

- » Was named second-team All-Pro by the Associated Press following the 2013 season.
- » Earned Kansas City's Mack Lee Hill Award as the team's top rookie or first-year player after recording 38 tackles (28 solo), including three for loss, three QB pressures and four passes defensed in 2012.

COLLEGE

- » Became the third first-round draft selection in Memphis football history ... Saw action in 35 games (30 starts) in three seasons with the Tigers.
- » Started all 12 games as a junior in 2011. Named to The NFL Draft Report's All-America Dream Team as the scouting information service rated him as the best down lineman eligible for the 2012 NFL Draft.
- » Named a second-team All-Conference USA choice and was named the Tigers' Most Valuable Player and Defensive Player of the Year.
- » Started all 12 games at left defensive tackle as a sophomore in 2010. Earned All-Conference USA honorable mention accolades.

» Appeared in 11 games (six starts) as a true freshman in 2009. Named to the Conference USA All-Freshman team. Majored in Child and Family Studies at Memphis..

PERSONAL

» Attended Wooddale High School in Memphis, Tenn., where he was a two-star prospect who ranked 19th on the Rivals.com Tennessee Top 20 List.

» Added all-state honors from Tennessee Football Magazine and was an All-Shelby County

and Class 5A All-Region VIII selection for the Cardinals in 2007, posting 63 tackles with 8.0 sacks during his junior campaign.

» Named a Best of the Preps All-Metro selection in track as a junior after capturing the shot put title for Class 3-A at the state meet with a throw of 56-3.25.

» Defended his title as a senior with a throw of 54-1.25 and also won the discus event in the state meet with a throw of 156-1 while claiming city, district and region track titles.

POE'S CAREER STATISTICS

YEAR	GP/GS	TK	SO	AST	SK	YDS	INT	YDS	LG	TD	PD	FF	FR	YDS	TD
2012	KC 16/16	38	28	10	0.0	0.0	0	0	0	0	4	0	0	0	0
2013	KC 15/15	51	43	8	4.5	30.5	0	0	0	0	4	0	0	0	0
2014	KC 16/16	45	37	8	6.0	30.5	0	0	0	0	1	0	0	0	0
2015	KC 15/13	39	29	10	1.0	2.0	0	0	0	0	0	1	1	0	0
2016	KC 16/16	27	18	9	1.5	2.5	0	0	0	0	3	1	0	0	0
2017	ATL 12/12	28	18	10	1.5	10.5	0	0	0	0	2	0	0	0	0
TOTAL	90/88	228	173	55	14.5	76.0	0	0	0	0	14	2	1	0	0



DT Dontari Poe has totaled 228 tackles in 90 career games.

34**BRIAN POOLE**
SAFETY
FLORIDA
(2ND YEAR WITH FALCONS)**HEIGHT:**
5'9"**WEIGHT:**
213**BIRTHDATE:**
10/20/92**NFL EXP:**
2 YRS**ACQUIRED:**
FA-'16**TRANSACTIONS**

- » Signed by the Atlanta Falcons as a college free agent following the 2016 NFL Draft.

2017 (FALCONS)

- » Has collared 49 tackles (36 solo) while adding one sack, two tackles for loss, three quarterback hits, and three passes defended.

2016 (FALCONS)

- » Played in all 16 games with nine starts after making the team as a college free agent. Recorded 57 tackles (41 solo), nine passes defended, three tackles for loss, one sack, and two fumble recoveries.
- » Played 49 of 75 defensive snaps at Oakland (9/18). Collared four total tackles (three solo) and added one tackle on special teams. According to Pro Football Focus, allowed two receptions for 12 yards on three targets.
- » Posted the first sack of his career against Arizona (11/27). Dropped QB Carson Palmer for an eight-yard loss on a second-down play in the fourth quarter.

COLLEGE

- » Played in all 14 games and started six times at the nickel position in 2015...Totaled 40 tackles on the season and was second on the team with 10 pass breakups...Also had 3.5 tackles-for-loss and recovered a fumble.

2017 GAME-BY-GAME STATISTICS

DATE	OPP	TK	SO	SK	YDS	INT	YDS	FF	FR	PD
9/10	@CHI	7	6	1.0	12.0	0	0	0	0	0
9/17	GB	6	4	0.0	0.0	0	0	0	0	1
9/24	@DET	9	7	0.0	0.0	0	0	0	0	2
10/1	BUF	2	1	0.0	0.0	0	0	0	0	0
10/15	MIA	2	1	0.0	0.0	0	0	0	0	1
10/22	@NE	6	3	0.0	0.0	0	0	0	0	0
10/29	@NYJ	2	2	0.0	0.0	0	0	0	0	0
11/5	@CAR	6	5	0.0	0.0	0	0	0	0	0
11/12	DAL	3	3	0.0	0.0	0	0	0	0	0
11/20	@SEA	5	3	0.0	0.0	0	0	0	0	0
11/26	TB	1	1	0.0	0.0	0	0	0	0	0
12/3	MIN				INACTIVE					
12/7	NO	-	-	--	--	-	-	-	-	-
12/18	@TB	-	-	--	--	-	-	-	-	-
12/24	@NO	-	-	--	--	-	-	-	-	-
12/31	CAR	-	-	--	--	-	-	-	-	-
TOTALS		49	36	1.0	12.0	0	0	0	0	3
CAREER		107	78	2.0	20.0	1	24	0	2	12

- » In 2014, he played in all 12 games and started 10 times...Played corner and nickel positions... Totaled 45 tackles and led the team with four interceptions on the year...Ranked fifth in the SEC in passes defended per game (1.17).

PERSONAL

- » Participant in the 2012 Under Armour All-American Game...Selected to the AP Class 5A All-State First Team.
- » Led Southeast High School to the regional finals and a 7-3 record as a senior.

50

BROOKS REED
OUTSIDE LINEBACKER
ARIZONA
(3RD YEAR WITH FALCONS)



HEIGHT:
6'3"

WEIGHT:
254

BIRTHDATE:
2/28/87

NFL EXP:
7 YRS

ACQUIRED:
FA-'15

TRANSACTIONS

- » Originally selected by the Houston Texans in the second round (42nd overall) of the 2011 NFL Draft out of Arizona.
- » Signed by the Atlanta Falcons as a free agent on March 10, 2015.

2017 (FALCONS)

- » Has posted 28 tackles (16 solo), four sacks, six quarterback hits, and six tackles for loss this season.
- » Enjoyed one of his best games as a Falcon, recording five tackles, two sacks, and three tackles for loss in Atlanta's season opening win. Sealed the victory, sacking QB Mike Glennon on fourth-and-goal from the Falcons 5-yard line at the end of the game.

2016 (FALCONS)

- » Played in 15 games with seven starts while totaling 21 tackles, 2.0 sacks, two tackles for loss, one forced fumble, and one pass defense.
- » Posted his first sack as a Falcon against San Diego (10/23), dropping Philip Rivers for a five-yard loss.
- » Dropped QB Russell Wilson for a seven-yard sack and added three tackles in Atlanta's Divisional Playoff win over Seattle.

CAREER

- » Has started 74 of 100 career games, recording 276 tackles (163 solo), 20.5 sacks, one interception, two forced fumbles, and two fumble recoveries in seven NFL seasons.
- » Played in 13 games with five starts while posting 13 tackles (seven solo). Helped set the edge for a defense that allowed 105 rushing yards per game.

2017 GAME-BY-GAME STATISTICS

DATE	OPP	TK	SO	SK	YDS	INT	YDS	FF	FR	PD
9/10	@CHI	5	5	2.0	21.0	0	0	0	0	0
9/17	GB	0	0	0.0	0.0	0	0	0	0	0
9/24	@DET	2	2	0.0	0.0	0	0	0	0	0
10/1	BUF	7	3	1.0	9.0	0	0	0	0	0
10/15	MIA	4	1	0.0	0.0	0	0	0	0	0
10/22	@NE	2	1	0.0	0.0	0	0	0	0	0
10/29	@NYJ	0	0	0.0	0.0	0	0	0	0	0
11/5	@CAR	2	0	0.0	0.0	0	0	0	0	0
11/12	DAL	3	3	1.0	11.0	0	0	0	0	0
11/20	@SEA	0	0	0.0	0.0	0	0	0	0	0
11/26	TB	2	1	0.0	0.0	0	0	0	0	0
12/3	MIN	1	0	0.0	0.0	0	0	0	0	0
12/7	NO	-	-	--	--	-	-	-	-	-
12/18	@TB	-	-	--	--	-	-	-	-	-
12/24	@NO	-	-	--	--	-	-	-	-	-
12/31	CAR	-	-	--	--	-	-	-	-	-
TOTALS		28	16	4.0	41.0	0	0	0	0	0
CAREER		276	163	20.5	136.5	1	4	2	2	11

- » Made his Falcons debut, starting at linebacker and posting a pair of tackles and one tackle for loss against Houston (10/4).
- » Started 52 of 59 games, recording 211 tackles (122 solo), 14.5 sacks, one interception, one forced fumble, and two fumble recoveries in four seasons with the Houston Texans.
- » Started 13 of 16 games and finished with 41 tackles, three sacks, 10 quarterback hits, five tackles for loss, four passes defended, and one interception in 2014.
- » Snagged his first career interception at Oakland (9/14), picking off QB Derek Carr.
- » Started all 16 games at strong side linebacker for the first time in his career and totaled career-highs with 87 tackles (48 solo) and nine tackles for loss to go along with six quarterback hits and three sacks in 2013.
- » Started in all 12 games he played and recorded 42 tackles (23 solo), 2.5 sacks and a forced fumble in 2012.

- » As a rookie in 2011, started 11 of 16 games, and recorded 44 tackles (30 solo), two fumble recoveries, and a franchise-rookie record with six sacks.

COLLEGE

- » Started 34 of 45 games at Arizona, recording 114 tackles (61 solo), 17 sacks and 25 tackles for loss for his career. He also forced four fumbles and deflected four pass attempts.
- » Earned first-team All-Pac-10 honors after starting all 13 games in his senior season with the Wildcats, tallying a career-best 47 tackles, 6.5 sacks and 10 tackles for loss along with two passes defensed and one forced fumble.
- » Started 8-of-10 games in 2009, recording 23 tackles (19 solo), 2.0 sacks, contributing to a defensive unit that ranked fourth in the Pac 10 and 29th nationally in yards per game allowed (120.5).
- » Enjoyed a breakout season as a sophomore in 2008 when he started all 13 games at defensive end and garnered an All-Pac-10 honorable mention, as he delivered 38 tackles (26 solos) with 9.5 stops for losses for 59 yards and a team-high eight sacks for 57 yards and added three forced fumbles, a quarterback hurry and two pass deflections.

- » Switched to defensive end in 2007 after opening the season contending for H-back duty and saw action in the final nine games of the season as a backup defensive end and on special teams and delivered seven tackles (four solos) with one assisted sack for five yards.

PERSONAL

- » Attended Sabino High School (Tucson, Ariz.), playing football for head coach Jay Campos. Helped the Sabercats to an 8-3 record as a junior in 2004 and earned first-team all-league, honorable mention all-state and Arizona Daily Star All-Southern Arizona honorable mention as a junior while rushing for 350 yards and seven touchdowns.
- » Led the Sabercats to a 10-4 overall record as a senior in 2005 and earned Tucson Citizen first-team All-3A-4A and Arizona Daily Star first-team All-Southern Arizona while posting 38 tackles and three sacks from the defensive line as a senior.

REED'S CAREER STATISTICS

YEAR	GP/GS	TK	SO	AST	SK	YDS	INT	YDS	LG	TD	PD	FF	FR	YDS	TD
2011 HOU	16/11	44	30	14	6.0	36.0	0	0	0	0	3	0	2	0	0
2012 HOU	12/12	42	23	19	2.5	11.5	0	0	0	0	3	1	0	0	0
2013 HOU	16/16	87	48	39	3.0	17.0	0	0	0	0	0	0	0	0	0
2014 HOU	16/13	41	25	16	3.0	19.0	1	4	0	0	4	0	0	0	0
2015 ATL	13/5	13	7	6	0.0	0.0	0	0	0	0	0	0	0	0	0
2016 ATL	15/7	21	14	7	2.0	12.0	0	0	0	0	1	1	0	0	0
2017 ATL	12/10	28	16	12	4.0	41.0	0	0	0	0	0	0	0	0	0
TOTAL	100/74	276	163	113	20.5	136.5	1	4	0	0	11	2	2	0	0

REED'S POSTSEASON STATISTICS

YEAR	GP/GS	TK	SO	AST	SK	YDS	INT	YDS	LG	TD	PD	FF	FR	YDS	TD
2011 HOU	2/2	13	9	4	3.5	23.0	0	0	0	0	0	1	0	0	0
2012 HOU	2/2	6	4	2	1.5	4.5	0	0	0	0	0	0	0	0	0
2016 ATL	3/1	7	6	1	1.0	7.0	0	0	0	0	0	0	0	0	0
TOTAL	7/5	26	19	7	6.0	34.5	0	0	0	0	0	1	0	0	0

53**LARROY REYNOLDS**
LINEBACKER
VIRGINIA
(2ND YEAR WITH FALCONS)**HEIGHT:**
6'1"**WEIGHT:**
240**BIRTHDATE:**
11/3/90**NFL EXP:**
5 YRS**ACQUIRED:**
FA-'16**TRANSACTIONS**

- » Originally signed by the Jacksonville Jaguars as a college free agent following the 2013 NFL Draft.
- » Signed by the Chicago Bears on September 29, 2015.
- » Signed by the Atlanta Falcons on March 16, 2016.

2016 (FALCONS)

- » Played in all 16 games, seeing action on defense and special teams. Totaled 23 tackles (13 solo) and one fumble recovery. Also added seven tackles on special teams (five solo).

CAREER

- » Has seen action in 64 games with seven starts as a member of the Falcons, Chicago Bears and Jacksonville Jaguars.
- » Played in 16 games with three starts, notching 23 tackles (13 solo) on defense and seven special teams tackles.
- » Played in 13 games with one start in 2015. Logged 15 total tackles (14 solo).
- » Totaled 54 tackles (43 solo) with one pass defense in three seasons in the NFL.

COLLEGE

- » Played in 45 games over four seasons at the University of Virginia.
- » As a senior in 2012, earned All-ACC honorable mention honors as well as Coaches All-ACC honorable mention and was one of UVA's four team captains. Started 10 games and finished second on the team with 90 tackles.

- » Reynolds ranked eighth in the ACC with 90 tackles and was second on the team with 9.5 tackles for loss during his senior season.
- » One of 13 Cavaliers to start all 13 games in 2011. Ranked second on the team with 81 tackles and had seven tackles for a loss of 21 yards. Set a career high with 12 tackles against Southern Miss.
- » During his sophomore season, moved from safety to linebacker. He appeared in all 12 games, making 11 starts, and led the team with 66 tackles. Added seven tackles for loss.
- » Appeared in 10 games - all on special teams - during his freshman season.

PERSONAL

- » Attended Maury High School in Norfolk, Virginia where he played virtually all the skill positions including wide receiver, tailback, quarterback, safety and linebacker.
- » Earned first-team all-district at linebacker and second-team all-district at wide receiver as a senior. Was also named a second-team Virginian-Pilot all-Tidewater as a linebacker.
- » Finished his senior year with 99 tackles. He caught 18 passes for 527 yards and four touchdowns as a junior and was named all-district wide receiver. Defensively, had 73 tackles and an interception and was a second-team all-district selection as a utility player. Also played basketball.

19

ANDRE ROBERTS
WIDE RECEIVER
THE CITADEL
 (1ST YEAR WITH FALCONS)



HEIGHT: 5'11" | **WEIGHT:** 195 | **BIRTHDATE:** 1/9/88 | **NFL EXP:** 8 YRS | **ACQUIRED:** FA-'17

TRANSACTIONS

- » Originally selected by the Arizona Cardinals in the third round (88th overall) of the 2010 NFL Draft.
- » Signed by the Washington Redskins on March 11, 2014.
- » Signed by the Detroit Lions on June 13, 2016.
- » Signed by the Atlanta Falcons on March 14, 2017.

2017 (FALCONS)

- » Has returned 16 punts for 133 yards (8.3 yards per return) and 30 kickoffs for 646 yards this season (21.5 yards per return). Has also added one reception for 12 yards.

2016 (LIONS)

- » Played in all 16 games, totaling 14 catches for 188 yards with one touchdown.
- » Averaged 12.3 yards per punt return with two return touchdowns. Totaled 246 yards on 20 punt returns. Also added 747 yards on 33 kickoff returns, averaging 22.6 yards per return.

CAREER

- » Has played in 115 career games with 40 starts, while tallying 244 receptions for 2,911 yards and 14 touchdowns over his seven-year career.
- » He has returned 104 punts for 862 yards (8.3 yards per return) with two touchdowns. Has Averaged 23.2 yards per return on 116 kickoff returns with one score.

- » Played in 62 games with 35 starts over four years with the Cardinals, while posting 182 receptions for 2,123 receiving yards and 11 touchdowns.
- » Saw action in 25 games over two seasons in Washington. Caught 47 passes for 588 yards (12.5 yards per catch) with two touchdowns. Also averaged 7.4 yards per punt return and 25.4 kickoff return.

COLLEGE

- » Played football and ran track at the Citadel - the Military College of the South - where he recorded 286 receptions for 3,743 yards with 36 touchdowns.
- » Was a member of the the school's Penn Relays winning 4x100-meter relay team. Also competed in the 400 and 200 for the Bulldogs.

PERSONAL

- » A native of Columbia, South Carolina, Roberts attended Spring Valley High School, where he was an all-region and all-area selection in football and was an all-state performer on the track.
- » Son of Stephen and Dorothy Roberts.
- » Graduated in three and a half years with a degree in accounting.

ROBERTS' CAREER STATISTICS

YEAR	GP/GS	RECEIVING						RUSHING				
		REC	YDS	AVG	LG	TD	ATT	YDS	AVG	LG	TD	
2010	ARI	15/2	24	307	12.8	74t	2	0	0	0.0	0	0
2011	ARI	16/16	51	586	11.5	45	2	3	27	9.0	12	0
2012	ARI	15/15	64	759	11.9	46	5	4	29	7.3	15	0
2013	ARI	16/2	43	471	11.0	34	2	0	0	0.0	0	0
2014	WAS	16/4	36	453	12.6	61	2	2	21	10.5	19	0
2015	WAS	9/0	11	135	12.3	38	0	0	0	0.0	0	0
2016	DET	16/1	14	188	13.4	44	1	0	0	0	0	0
2017	ATL	12/0	1	12	12.0	12	0	0	0	0	0	0
TOTALS		115/40	244	2,911	11.9	74t	14	9	77	8.6	19	0

ROBERTS' RETURN STATISTICS

YEAR	NO	PUNT RETURNS						KICKOFF RETURNS				
		FC	YDS	AVG	LG	TD	NO	YDS	AVG	LG	TD	
2010	ARI	35	8	263	7.5	25	0	14	326	23.3	47	0
2011	ARI	2	0	-3	-1.5	-1	0	2	33	16.5	21	0
2012	ARI	3	0	15	5.0	10	0	0	0	-	-	0
2013	ARI	0	1	0	0.0	0	0	5	57	11.4	19	0
2014	WAS	28	25	208	7.4	37	0	30	710	23.7	45	0
2015	WAS	0	0	0	-	-	0	7	231	33.0	99t	1
2016	DET	20	16	246	12.3	85t	2	33	747	22.6	42	0
2017	ATL	16	13	133	8.3	27	0	30	646	21.5	61	0
TOTALS		104	62	862	8.3	85t	2	116	2,693	23.2	99t	1

79**AHTYBA RUBIN**
DEFENSIVE TACKLE
IOWA STATE
(1ST YEAR WITH FALCONS)**HEIGHT:**
6'2"**WEIGHT:**
310**BIRTHDATE:**
7/25/86**NFL EXP:**
10 YRS**ACQUIRED:**
FA-'17

TRANSACTIONS

- » Originally selected by Cleveland Browns as first of two sixth-round choices (190th overall) in the 2008 NFL Draft.
- » Signed by the Seattle Seahawks on March 19, 2015.
- » Signed by the Denver Broncos on September 15, 2016.
- » Signed by the Atlanta Falcons on October 17, 2017.

2017 (FALCONS)

- » Has played in five games, totaling nine tackles and one quarterback hit.

CAREER

- » Has seen action in 138 games with 107 starts as a member of the Falcons, Seattle Seahawks and Cleveland Browns.

COLLEGE

- » In two years at Iowa State University (2006-07), played in 24 games, starting 21 contests at NG...Recorded 76 tackles, 2.5 sacks, one pass breakup, one fumble recovery and one forced fumble...Named All-Big 12 Conference honorable mention as a senior...Lettered twice at Trinity Valley (Texas) Community College... In 2005, earned All-Southwest Football Junior College Conference first-team and NJCAA All-America honorable mention as an OT, the first time that he ever lined up on the offensive line during his career...In 2004, lettered as a defensive lineman...Majored in history.

PERSONAL

- » Given name is Ahtyba Roy Ruben...First name is pronounced ah-TAH-bah.
- » Born in Fort Belvoir, Va....Native of Pensacola, Fla...Moved multiple times in his youth as his father, Ronnie, served in the Army.
- » Attended Escambia (Pensacola, Fla.) High School, the same high school as Hall of Fame running back Emmitt Smith and Colts RB Trent Richardson in Pensacola, Florida...Lettered as a defensive lineman and earned all-area and all-conference recognition as a senior...Also was on the power weight-lifting team.
- » Has helped to sponsor a program at his alma mater, Escambia (Pensacola, Fla.) High School, that rewards students with gifts and prizes for positive performance and behavior.
- » Likes traveling, with his favorite destinations being Las Vegas and Philadelphia, and visited Niagara Falls this past offseason...Is a self-proclaimed Philly cheesesteak connoisseur, who lists Jim's as the best in Philadelphia...Says one thing most people don't know about him is that he regularly enjoys getting pedicures.

2

MATT RYAN
QUARTERBACK
BOSTON COLLEGE
(10TH YEAR WITH FALCONS)



HEIGHT: 6'4" | **WEIGHT:** 217 | **BIRTHDATE:** 5/17/85 | **NFL EXP:** 10 YRS | **ACQUIRED:** D1a-'08

TRANSACTIONS

- » Selected as a first round (3rd pick overall) draft choice by Atlanta in 2008.
- » Signed a five-year contract extension on July 25, 2013.

2017 (FALCONS)

- » Has completed 66.7 percent of his passes (260-of-390) for 3,057 yards with 16 touchdowns and a 95.4 QB rating this season.
- » Connected with TE Austin Hooper for an 88-yard touchdown, the longest by a tight end in a Week 1 game in NFL history at Chicago.
- » Became the fastest player in NFL history to reach 40,000 passing yards, accomplishing the feat in 151 games (Drew Brees - 152 games)

2016 (FALCONS)

- » Named NFL MVP and Offensive Player of the Year by the Associated Press after completing 69.9 percent of his passes for 4,944 yards with 38 touchdowns and a 117.1 passer rating. Posted a QB rating above 100 in 12 of 16 games in 2016, tying Tom Brady and Steve Young for the second most such games in a single season.
- » Earned his fourth career Pro Bowl nod and his first AP All Pro selection.
- » Set franchise records for passing yards (4,944), touchdowns (38), passer rating (117.1), completion percentage (69.9), and 25+ yard passes (42).
- » Ryan's 117.1 passer rating was the fifth highest in a single season in NFL history.
- » Led the league with 9.3 yards per attempt, the highest mark since Kurt Warner in 2000 and the best average of any quarterback attempting 500 passes.
- » Set an NFL record by completing touchdown passes to 13 different receivers in 2016.

2017 GAME-BY-GAME STATISTICS

DATE	OPP	PASSING							RUSH				
		ATT	COM	YDS	PCT	TD	INT	LG	SK	RTG	ATT	YDSTD	
9/11	@ CHI	30	21	321	70.0	1	0	88t	2/13	116.1	3	11	0
9/18	GB	28	19	252	68.0	1	0	34	3/29	108.0	1	8	0
9/26	@ DET	35	24	294	68.6	2	3	40t	2/17	77.6	1	-1	0
10/2	BUF	42	24	242	57.1	1	2	39	1/0	61.8	1	8	0
10/9	MIA	35	24	248	68.6	1	1	40t	2/9	86.4	0	0	0
10/16	@ NE	33	23	233	69.7	1	0	22	1/10	99.7	3	37	0
10/23	@ NYJ	29	18	254	62.1	2	0	53	1/8	113.3	6	17	0
10/30	@ CAR	38	24	313	63.2	2	1	40	2/11	95.6	1	-1	0
11/3	DAL	29	22	215	75.9	2	1	34	1/11	104.8	0	0	0
11/13	@ SEA	27	19	195	70.4	2	0	29	1/5	115.5	3	12	0
11/27	TB	35	26	317	74.3	1	0	44	0/0	111.3	1	1	0
12/4	MIN	29	16	173	55.2	0	0	20	0/0	72.9	1	1	0
12/11	NO	-	-	-	-	-	-	-	-	-	-	-	-
12/18	@ TB	-	-	-	-	-	-	-	-	-	-	-	-
12/24	@ NO	-	-	-	-	-	-	-	-	-	-	-	-
1/1	CAR	-	-	-	-	-	-	-	-	-	-	-	-
TOTALS		390	260	3,057	66.7	16	8	88t	16/113	95.4	21	93	0
CAREER		5454	3548	40758	65.1	256	122	90t	271	93.8	340	973	5

- » Completed 17-of-23 passes for 284 yards and threw a pair of touchdowns in Super Bowl LI against New England. His 144.1 passer rating was the fourth-highest in Super Bowl history.
- » Led the Falcons to their second NFC title after throwing for 392 yards and four touchdowns in the conference championship game. Ryan completed 71.1 percent of his passes and finished the game with a 139.4 passer rating. He also scrambled for a 14-yard touchdown, his first TD run since 2012.
- » Opened the playoffs with a masterful performance against Seattle. Completed 26-of-37 passes for 338 yards with three touchdowns and a 125.7 passer rating to help Atlanta advance to the NFC Championship game.
- » Named NFC Player of the Month for the third time in his career, taking the award for the month of September.

CAREER

- » In 10 seasons, has completed 3,548 of 5,454 (65.1 percent) for 40,758 yards and 256 touchdowns while posting a 93.8 passer rating.

- » Owns franchise records for career passing yards (40,758), career pass attempts (5,454), career completions (3,548), career touchdowns (256), career passer rating (93.8), career completion percentage (65.1), and career 300-yard games (44).
- » Has led the Falcons to a 57-10 record when he records a passer rating of 100-or-better.
- » Has led the Falcons to a 26-5 record when he throws three-or-more touchdowns.
- » Has set single-season franchise marks for passing yards (4,944), pass attempts (651), completions (439), completion percentage (69.9), touchdown passes (38), and 300-yard games (7). Also owns the club records for consecutive passes without an interception (272) and consecutive completions (22).
- » Completed 407-of-614 pass attempts (66.3 percent) for 4,591 yards with 21 touchdowns, 16 interceptions, and an 89.0 quarterback rating in 2015. Became one of four passers to throw for 4,000 yards in each of the last five seasons. Also eclipsed 200 career touchdown passes.
- » Became the fifth fastest QB to pass for 30,000 yards, accomplishing the feat in his 117th game - Kurt Warner (114 games), Dan Marino (114 games), Peyton Manning (115 games), and Aaron Rodgers (116 games).
- » In 2014, set single game records for passer rating (155.9), completion percentage (87.5), and passing yards (448).
- » Completed 415 of 628 passes (66.1 percent) for 4,694 yards and 28 touchdowns, while posting 93.9 passer rating in 2014. Posted his fifth straight season throwing for 4,000 yards - only QB in franchise history to do so.
- » Broke former Falcons QB Steve Bartkowski's franchise record for career passing touchdowns (181) in 2014.
- » Completed 439 of 651 pass attempts (67.4 percent) for 4,515 yards with 26 touchdowns, 17 interceptions and an 89.6 quarterback rating. Became the first quarterback in club history to throw for 4,000 yards in three straight seasons in 2013.
- » Continued to rewrite the Falcons record books in his sixth NFL season (2013), topping his own franchise records for attempts (651) and completions (439) while breaking QB Steve Bartkowski's record for career passing yards with 23,472.
- » Broke QB Steve Bartkowski's franchise record for career completions with his 1,872nd career completion on a 32-yard pass to WR Harry Douglas at Carolina (11/3/13). Bartkowski completed 1,871 passes in 11 seasons with the Falcons while Ryan completed 2,093 passes in his first six NFL seasons.
- » Earned his second career Pro Bowl nod in 2012 after completing 422 of 615 pass attempts with an NFL-best 68.6 completion percentage for 4,719 yards with 32 touchdowns and a 99.1 passer rating.
- » Ryan earned his 50th career win in his 69th career start, with a 30-17 victory over the Eagles in Week 8 (10/28/12). He tied QB Ben Roethlisberger as the second fastest active quarterback to reach the 50 win milestone. QB Tom Brady is the only active quarterback to reach 50 wins in fewer games (65).
- » Led the Falcons to a 13-3 regular season record and a trip to the NFC Championship Game in 2012. Picked up his first career playoff win, topping Seattle in the NFC Divisional round.
- » His 68.6 completion percentage led the NFL in 2012 and was the 13th best single-season performance by any NFL quarterback attempting at least 300 passes.
- » Joined NFC South rival QB Drew Brees as the only quarterbacks in NFL history to attempt 600+ passes and complete 68+ percent of those passes in a single season in 2012.
- » Broke QB Steve Bartkowski's franchise record of 197 consecutive pass attempts without an interception by tossing 272 attempts without an INT before being picked off at San Diego (9/23/12).
- » Set a franchise record by completing 22 consecutive pass attempts, including his first 12 at Detroit (12/22/12), which was tied for the third longest in NFL history.
- » Completed 30 of 42 pass attempts for a Falcons' playoff record 396 yards with three touchdowns and a 114.8 passer rating in the NFC Championship Game vs. San Francisco (1/20).
- » Broke QB Steve Bartkowski franchise record of 23,470 career passing yards in 2013.
- » His 56 wins in his first five seasons were the most by any starting quarterback in his first five seasons in NFL history.
- » Completed 347 of 566 pass attempts (61.3 percent) for 4,177 yards with 29 touchdown passes, 12 interceptions and a 92.2 passer rating in 2011.
- » Joined QB Dan Marino and QB Joe Flacco as one of three quarterbacks since 1950 to post 40-or-more wins in their first four seasons after leading the Falcons to an 11-5 record in 2011.

- » Earned his first Pro Bowl selection in 2010. In 16 starts, set franchise records with 357 completions on 571 pass attempts. Threw for career-highs with 3,705 yards and 28 touchdowns with a career-low nine interceptions and a 91.0 passer rating.
- » With a 31-10 win over the Carolina Panthers in the season finale in 2010, Ryan tied Hall of Fame QB Dan Marino for the most wins by a quarterback in his first three seasons since the 1970 AFL-NFL merger with 33. In three seasons, Ryan posted a 33-13 record.
- » Earned NFC Offensive Player of the Month honors in November (2010) after completing 106 of 153 pass attempts (69.3 percent) for 1,001 yards, seven touchdowns and zero interceptions in leading the Falcons to a 4-0 record in the month.
- » Named Associated Press NFL Offensive Rookie of the Year and Sporting News Rookie of the Year after completing 265 of 434 passes for 3,440 yards, 16 touchdowns and 11 interceptions for an 87.7 passer rating in his first season.
- » His 3,440 passing yards in 2008 ranked sixth in a single season in team history as he became one of two rookie quarterbacks in NFL history to amass over 3,000 passing yards in his first season (Peyton Manning).
- » Became the first rookie quarterback in club history to win 11 games and, along with Baltimore Ravens quarterback Joe Flacco, was the first rookie quarterback to start all 16 games and lead their teams to the playoffs.
- » Tied with Flacco by posting the best regular season record (since the 1970 merger) by a rookie quarterback who started all 16 games (11-5).
- » Became the first player in franchise history to earn NFC Rookie of the Month accolades (October of 2008) while earning conference offensive player of the week honors (9) and Diet Pepsi Rookie of the Week twice (Weeks 6 and 15).

COLLEGE

- » Following a stellar career at Boston College, emerged as a Heisman Trophy candidate while earning ACC Player of the Year honors as a senior.
- » Ranked eighth in the nation in total offense and established school records for 400-yard passing performances in both a career and a season while tallying 4,507 yards in 2007. His five 400-yard performances in a career broke the school record set by Doug Flutie and his four games with over 400 yards in 2007 also set a Boston College season record.
- » Completed 807 of 1,347 passes for 9,313 yards and 56 touchdowns in his Eagle career.
- » His 807 completions and 1,347 attempts established school career-records while his completion percentage of 59.9 ranked third in school annals.
- » His 9,313 passing yards placed him third on the Boston College all-time record list behind Doug Flutie and Glenn Foley.
- » With his 388 pass completions in 2007, Ryan joined Philip Rivers of North Carolina State and Ben Bennett of Duke as the only quarterbacks in ACC history to complete 300 passes in a season.
- » Ryan's 31 touchdown passes in 2007 broke the old school season-record of 27 by Doug Flutie in 1984.
- » His career-high 435 yards against Georgia Tech in 2007 rank sixth on the school's game-record passing list.
- » With five touchdown passes against Wake Forest in 2007, Ryan finished one shy of tying the school record of six, held by Flutie.
- » Of the Division I-A quarterbacks in the draft who started 24 or more games, Ryan won 76.5 percent of his 34 starts.

PERSONAL

- » Attended William Penn Charter School in Philadelphia, Pa. and earned All-East honors from Tom Lemming's Prep Football Report.
- » Captured All-Southeastern Pennsylvania accolades as a senior quarterback in addition to receiving All-City first-team honors in 2002 and second-team recognition in 2001.
- » Threw for more than 1,300 yards with 15 touchdowns and just two interceptions as a senior.
- » Captained the school's basketball and baseball teams.
- » 2004 recipient of Boston College's Mall Scholar-Athlete Award.
- » Son of Michael and Bernice Ryan and has three siblings.

- » Holds the annual Matt Ryan Celebrity - Am Classic to benefit Children's Healthcare of Atlanta at TPC Sugarloaf.
- » Hosts the annual Matt Ryan Football camp at Centennial High School, providing area youth the opportunity to learn football fundamentals from some of Ryan's teammates as well as area youth coaches.
- » Participated as a celebrity waiter for the 4th annual Huddle Up for Miracles hosted by Head Coach Mike Smith at 103 West in Atlanta to benefit Children's Miracle Network.
- » Participated in the Extra Yard partnership program the past (3) seasons and has purchased (40) season tickets and t-shirts for the Metro Atlanta Boys & Girls Club.

RYAN'S CAREER STATISTICS

YEAR	GP/GS	ATT	COMP	PCT	YDS	YDS/ATT	TD	INT	LG	SK	LOST	RTG	
2008	ATL	16/16	434	265	61.1	3,440	7.7	16	11	70t	17	104	87.7
2009	ATL	14/14	451	263	58.3	2,916	6.5	22	14	90t	19	92	80.9
2010	ATL	16/16	571	357	62.5	3,705	6.4	28	9	46	23	158	91.0
2011	ATL	16/16	566	347	61.3	4,177	7.4	29	12	80	26	173	92.2
2012	ATL	16/16	615	422	68.6	4,719	7.7	32	14	80t	28	185	99.1
2013	ATL	16/16	651	439	67.4	4,515	6.9	26	17	81t	44	298	89.6
2014	ATL	16/16	628	415	66.1	4,694	7.5	28	14	79	31	205	93.9
2015	ATL	16/16	614	407	66.3	4,591	7.5	21	16	70t	30	218	89.0
2016	ATL	16/16	534	373	69.9	4,944	9.3	38	7	76t	37	235	117.1
2017	ATL	12/12	390	260	66.7	3,057	7.8	16	8	88t	16	113	95.4
TOTALS		154/154	5,454	3,548	65.1	40,758	7.5	256	122	90t	271	1,794	93.8

RYAN'S BEST GAMES

COMPLETIONS	ATTEMPTS	YARDS	TOUCHDOWNS
37, Two times	61 @ ARI (10/27/13)	503 vs. CAR (10/2/16)	4, Seven Times
Last vs. TB (11/1/15)	54 vs. NE (9/29/13)	448 vs. NO (9/7/14)	Last vs. NO (1/1/17)
36 vs. NYJ (10/7/13)	52, Four times	421 vs NE (9/29/13)	3, 28 Times
	Last @ NO (11/11/12)	411 @. NO (11/11/12)	Last @ LA (12/11/16)
LONG	PASSER RATING	COMPLETION PERCENTAGE	
90t @ SF (10/11/09)	155.9 vs. TB (9/18/14)	87.5 vs. TB (9/18/14)	
88t @ CHI (9/10/17)	148.4 vs. TB (10/20/13)	85.7 vs. GB (11/28/10)	
81t vs. STL (9/15/13)	146.3 vs TB (1/1/12)	82.2 vsTB (11/1/15)	
80t, Two times	144.7 @ TB (11/3/16)		
Last @ TB (11/25/12)			

RYAN'S POSTSEASON STATISTICS

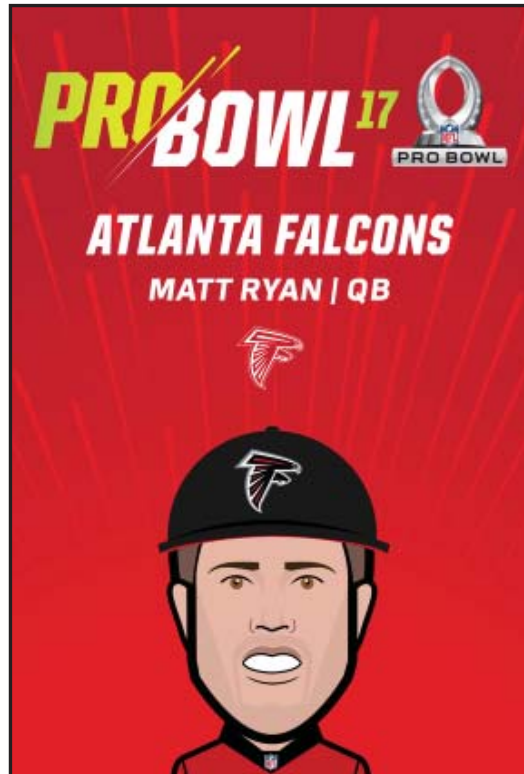
YEAR	GP/GS	ATT	COMP	PCT	YDS	YDS/ATT	TD	INT	LG	SK	LOST	RTG	
2008	ATL	1/1	40	26	65.0	199	5.0	2	2	28	3	9	72.8
2010	ATL	1/1	29	20	69.0	186	6.4	1	2	22	5	37	69.0
2011	ATL	1/1	41	24	58.5	199	4.9	0	0	21	2	16	71.1
2012	ATL	2/2	77	54	70.1	646	8.4	6	3	47	1	0	105.2
2016	ATL	3/3	98	70	71.4	1,014	10.3	9	0	73t	8	59	135.3
TOTALS		8/8	285	194	68.1	2,244	7.9	18	7	73t	19	121	102.4

2016 GAME-BY-GAME STATISTICS													
DATE	OPP	PASSING									RUSH		
		ATT	COM	YDS	PCT	TD	INT	LG	SK	RTG	ATT	YDSTD	
9/11	TB	39	27	334	69.2	2	0	59	3/12	112.6	3	10	0
9/18 @	OAK	34	26	396	76.5	3	1	48	1/7	131.5	0	0	0
9/26 @	NO	30	20	240	66.7	2	0	34	2/15	113.2	5	23	0
10/2	CAR	37	28	503	75.7	4	1	75t	3/22	142.0	4	14	0
10/9 @	DEN	28	15	267	53.6	1	0	49	2/17	98.4	3	3	0
10/16 @	SEA	42	27	335	64.3	3	1	46t	4/25	102.8	1	2	0
10/23	SD	34	22	273	64.7	1	1	49	3/17	87.0	3	8	0
10/30	GB	35	28	288	80.0	3	0	47t	2/11	129.5	2	9	0
11/3 @	TB	34	24	344	73.5	4	0	32t	2/19	144.7	2	0	0
11/13 @	PHI	33	18	267	54.5	1	1	76t	2/12	78.7	0	0	0
11/27	ARI	34	26	269	76.5	2	1	35t	3/25	106.1	4	15	0
12/4	KC	34	22	297	64.7	1	1	42	2/7	90.0	2	23	0
12/11 @	LA	28	18	237	64.3	3	0	64t	2/17	126.6	0	0	0
12/18	SF	23	17	286	74.0	2	0	59	1/0	144.5	1	-1	0
12/24 @	CAR	33	27	277	81.8	2	0	31	4/21	121.8	2	9	0
1/1	NO	36	27	331	75.0	4	0	35	1/8	139.9	2	2	0
TOTALS		534	373	4944	69.9	38	7	76t	37/235	117.1	33	115	0
CAREER		5064	3288	37701	64.9	240	114	90t	255	93.6	319	880	5

2016 POSTSEASON STATISTICS													
DATE	OPP	PASSING									RUSH		
		ATT	COM	YDS	PCT	TD	INT	LG	SK	RTG	ATT	YDSTD	
1/14	SEA	37	26	338	70.3	3	0	53	3	125.7	3	-3	0
1/22	GB	38	27	392	71.1	4	0	73t	0	139.4	3	23	1
2/5	NE	23	17	284	73.9	2	0	39	5	144.1	0	0	0
TOTALS		98	70	1014	71.4	9	0	73t	8	135.3	6	20	1

2012 POSTSEASON STATISTICS													
DATE	OPP	PASSING									RUSH		
		ATT	COM	YDS	PCT	TD	INT	LG	SK	RTG	ATT	YDSTD	
1/13	SEA	35	24	250	68.6	3	2	47	0	93.8	1	6	0
1/20	SF	42	30	396	71.4	3	1	46	1	114.8	2	3	0
TOTALS		77	54	646	70.1	6	3	47	1	105.2	3	9	0

2010 POSTSEASON STATISTICS													
DATE	OPP	PASSING									RUSH		
		ATT	COM	YDS	PCT	TD	INT	LG	SK	RTG	ATT	YDSTD	
1/15	GB	29	20	186	69.0	1	2	22	5	69.0	1	0	0
TOTALS		29	20	186	69.0	1	2	22	5	69.0	1	0	0



2011 POSTSEASON STATISTICS													
DATE	OPP	PASSING									RUSH		
		ATT	COM	YDS	PCT	TD	INT	LG	SK	RTG	ATT	YDSTD	
1/8 @	NYG	41	24	199	58.5	0	0	21	2	71.1	3	3	0
TOTALS		41	24	199	58.5	0	0	21	2	71.1	3	3	0

2008 POSTSEASON STATISTICS													
DATE	OPP	PASSING									RUSH		
		ATT	COM	YDS	PCT	TD	INT	LG	SK	RTG	ATT	YDSTD	
1/3 @	ARZ	40	26	199	65.0	2	2	28	3	72.8	4	6	0
TOTALS		40	26	199	65.0	2	2	28	3	72.8	4	6	0

2015 GAME-BY-GAME STATISTICS												
		PASSING								RUSH		
DATE	OPP	ATT	COM	YDS	PCT	TD	INT	LG	SK	RTG	ATT	YDSTD
9/14	PHI	34	23	298	67.6	2	2	44	1/8	90.1	5	7 0
9/20 @	NYG	46	30	363	65.2	1	0	41	2/17	96.6	1	-1 0
9/27 @	DAL	36	24	285	66.7	2	0	45	1/5	109.1	2	17 0
10/4	HOU	27	19	256	70.4	1	0	55	2/13	112.6	1	-1 0
10/11	WAS	42	24	254	57.1	0	2	25	3/12	55.1	3	20 0
10/15 @	NO	44	30	295	68.2	2	0	30	5/32	102.0	4	10 0
10/25 @	TEN	38	22	251	58.0	1	2	24	0/0	64.7	2	-3 0
11/1	TB	45	37	397	82.2	2	1	35	1/2	109.0	3	2 0
11/8 @	SF	45	30	303	66.7	1	0	54	2/18	93.1	1	2 0
11/22	IND	46	25	280	54.3	3	3	36	1/5	67.3	2	7 0
11/29	MIN	31	22	230	70.9	1	2	22	2/20	76.0	1	-1 0
12/6 @	TB	45	30	269	66.7	1	1	25	3/14	80.7	1	4 0
12/13 @	CAR	34	22	224	64.7	0	1	46	3/42	71.2	1	-1 0
12/20 @	JAX	35	22	246	62.9	1	1	23	1/1	81.4	3	0 0
12/27	CAR	30	20	306	76.7	1	0	70	2/29	119.6	6	1 0
1/3	NO	36	24	334	66.7	2	1	42	1/7	103.2	0	0 0
TOTALS		578	383	4257	66.3	19	15	55	29	88.1	36	63 0
CAREER		4530	2915	32757	64.3	202	107	90T	218	90.9	284	763 5

2014 GAME-BY-GAME STATISTICS												
		PASSING								RUSH		
DATE	OPP	ATT	COM	YDS	PCT	TD	INT	LG	SK	RTG	ATT	YDSTD
9/7 @	NO	43	31	448	72.3	0	54	1	128.8	3	15 0	
9/14 @	CIN	44	24	231	54.5	1	3	24	2	48.6	3	28 0
9/18	TB	24	21	286	87.5	3	0	40	1	155.9	0	0 0
9/28 @	MIN	41	25	298	60.9	3	2	36	1	87.2	2	2 0
10/5 @	NYG	45	29	316	64.4	1	1	74	1	83.2	0	0 0
10/12	CHI	37	19	271	51.3	1	1	41	4	73.1	1	-1 0
10/19 @	BAL	44	29	228	65.9	1	0	24	5	42	1	7 0
10/26	DET	27	20	228	74.0	2	1	24	2	108.3	1	6 0
11/9 @	TB	31	20	219	64.5	1	0	39	1	96.0	3	9 0
11/16 @	CAR	45	31	268	68.9	1	0	20	2	91.7	1	4 0
11/23	CLE	43	27	273	62.8	2	1	32	3	86.7	2	6 0
11/30	ARI	41	30	361	73.2	2	1	41	1	105.8	3	4 0
12/8 @	GB	39	24	375	61.5	4	1	79	1	116.9	2	23 0
12/14	PIT	37	26	310	70.3	2	1	46	0	102.3	3	27 0
12/21 @	NO	40	30	322	75.0	1	0	36	0	106.5	2	7 0
12/28	CAR	47	29	260	61.7	0	2	20	6	58.8	1	6 0
TOTALS		628	415	4,694	66.1	28	14	79	31	93.9	29	145 0
CAREER		3,916	2,508	28,166	64.0	181	91	90T	188	90.5	247	700 5

2013 GAME-BY-GAME STATISTICS												
		PASSING								RUSH		
DATE	OPP	ATT	COM	YDS	PCT	TD	INT	LG	SK	RTG	ATT	YDSTD
9/8 @	NO	38	25	304	65.8	2	1	50	3	96.8	1	12 0
9/15	STL	43	33	374	76.7	2	0	81	2	117.8	0	0 0
9/22 @	MIA	38	23	231	60.5	2	1	34	0	84.4	0	0 0
9/29	NE	54	34	421	62.9	2	1	49	2	91.7	0	0 0
10/7	NYJ	45	36	319	80.0	2	0	46	2	111.0	0	0 0
10/20	TB	26	20	273	76.9	3	0	54	0	148.4	3	-12 0
10/27 @	ARZ	34	61	301	55.7	1	4	25	4	47.2	1	13 0
11/3 @	CAR	27	20	219	74.1	1	3	41	1	70.4	2	1 0
11/10	SEA	36	23	172	63.8	1	0	31	2	84.5	3	15 0
11/17 @	TB	36	19	254	52.7	2	2	80	3	70.8	2	10 0
11/21	NO	39	30	292	76.9	0	0	22	5	97.4	2	10 0
12/1 @	BUF	47	28	311	59.5	1	0	29	6	86.4	2	17 0
12/8 @	GB	35	20	206	57.1	2	1	36	1	81.4	0	0 0
12/15	WAS	38	29	210	76.3	1	1	19	3	86.5	1	-1 0
12/23 @	SF	48	37	348	77.0	2	2	59	1	93.1	0	0 0
12/29	CAR	40	28	280	70.0	2	1	39	9	95.8	2	-1 0
TOTALS		611	411	4,325	67.3	24	16	81T	35	89.2	15	56 0
CAREER		3,248	2,065	23,192	63.6	151	76	90T	148	90.6	217	556 5

2012 GAME-BY-GAME STATISTICS												
		PASSING								RUSH		
DATE	OPP	ATT	COM	YDS	PCT	TD	INT	LG	SK	RTG	ATT	YDSTD
9/9 @	KC	31	23	299	74.1	3	0	31	1	136.4	3	25 1
9/17	DEN	36	24	219	66.6	2	0	21	1	101.5	6	19 0
9/23 @	SD	40	30	275	75.0	3	1	29	2	107.5	1	4 0
9/30	CAR	40	25	369	62.5	3	1	60	7	107.2	0	0 0
10/7 @	WAS	52	34	345	65.4	2	1	29	1	89.0	5	7 0
10/14	OAK	37	24	249	64.9	1	3	26	1	59.4	1	15 0
10/28 @	PHI	29	22	262	76.9	3	0	63	2	137.4	3	18 0
11/4	DAL	34	24	342	70.6	0	0	48	3	102.8	1	8 0
11/11 @	NO	52	34	411	65.4	3	1	52	1	100.7	2	2 0
11/18	ARI	46	28	301	60.9	0	5	37	1	40.5	3	-3 0
11/25 @	TB	32	26	353	81.3	1	1	80	1	110.0	1	13 0
11/29	NO	33	18	165	54.5	1	0	20	1	78.5	3	-2 0
12/9 @	CAR	49	34	342	69.4	2	1	21	2	94.1	0	0 0
12/16	NYG	28	23	270	82.1	3	0	40	1	142.6	1	-1 0
12/22 @	DET	32	25	279	78.1	4	0	44	1	142.6	2	25 0
12/30	TB	44	28	238	63.6	1	0	28	2	85.2	2	11 0
TOTALS		615	422	4,719	68.6	32	14	80T	28	99.1	34	141 1
CAREER		2,637	1,654	18,957	62.7	127	60	90T	113	90.9	202	500 5

2011 GAME-BY-GAME STATISTICS												
		PASSING								RUSH		
DATE	OPP	ATT	COM	YDS	PCT	TD	INT	LG	SK	RTG	ATT	YDSTD
9/11 @	CHI	47	31	319	66.0	0	1	32	5	76.5	0	0 0
9/18	PHI	28	17	195	60.7	4	2	32	4	91.5	4	6 0
9/25 @	TB	47	26	330	55.3	1	1	49	4	75.7	1	12 0
10/2 @	SEA	42	28	291	66.7	1	0	45	0	94.4	4	26 0
10/9	GB	32	18	167	56.3	1	2	23	1	55.1	3	9 0
10/16	CAR	22	14	163	63.6	1	0	34	1	101.1	3	7 1
10/23 @	DET	34	20	218	58.8	1	2	49	3	63.1	3	2 1
11/6 @	IND	24	14	275	58.3	3	1	80	1	120.7	2	0 0
11/13	NO	52	29	351	55.8	2	1	46	1	81.5	1	9 0
11/20	TEN	32	22	316	68.8	1	0	43	0	110.9	6	3 0
11/27	MIN	37	24	262	79.4	3	0	27	2	128.2	4	3 0
12/4 @	HOU	47	20	267	42.6	1	2	26	0	50.6	1	10 0
12/11 @	CAR	38	22	320	57.9	4	0	75	3	120.5	3	0 0
12/15	JAX	26	19	224	73.1	3	0	29	1	137.3	0	0 0
12/26 @	NO	52	34	373	65.4	1	0	40	0	92.9	2	-3 0
1/1	TB	9	6	106	66.7	2	0	48	0	146.3	0	0 0
TOTALS		566	347	4,177	61.3	29	12	80T	26	92.2	37	84 2

2010 GAME-BY-GAME STATISTICS												
		PASSING								RUSH		
DATE	OPP	ATT	COM	YDS	PCT	TD	INT	LG	SK	RTG	ATT	YDSTD
9/12 @	PIT	44	27	252	61.4	0	1	23	2	67.6	2	4 0
9/19	ARI	32	21	225	65.6	3	0	24	1	117.3	6	6 0
9/26 @	NO	30	19	228	63.3	2	0	34	2	108.8	6	26 0
10/3	SF	43	26	273	60.5	1	2	34	3	67.3	4	15 0
10/10 @	CLE	28	16	187	57.1	1	0	45T	2	89.4	5	5 0
10/17 @	PHI	42	23	250	54.8	2	1	42	3	78.5	1	3 0
10/24	CIN	33	24	299	72.7	3	1	46	0	118.1	1	5 0
11/7	TB	36	24	235	66.7	1	0	43	0	94.1	3	5 0
11/11	BAL	50	32	316	64.0	3	0	33T	2	101.8	1	5 0
11/21 @	STL	39	26	253	66.7	2	0	26	0	101.8	1	8 0
11/28	GB	28	24	197	85.7	1	0	21	2	107.9	0	0 0
12/5 @	TB	36	18	205	50.0	2	2	25	0	62.8	3	-3 0
12/12 @	CAR	34	20	227	58.8	1	1	46	2	76.5	1	4 0
12/19 @	SEA	35	20	174	57.1	3	1	24T	1	87.1	6	6 0
12/27	NO	29	15	148	51.7	1	0	19	1	77.9	4	26 0
1/2	CAR	32	22	236								

2009 GAME-BY-GAME STATISTICS													
DATE	OPP	PASSING								RUSH			
		ATT	COM	YDS	PCT	TD	INT	LG	SK	RTG	ATT	YDSTD	
9/13	MIA	36	22	229	61.1	2	0	22	2	98.0	3	-4	0
9/20	CAR	27	21	220	77.7	3	1	27	0	122.2	2	3	0
9/27 @	NE	28	17	199	60.7	0	0	26	0	82.3	1	-1	0
10/11 @	SF	32	22	329	68.8	2	1	90T	0	110.0	2	31	0
10/18	CHI	33	19	185	57.6	2	2	40T	0	68.4	3	8	0
10/25 @	DAL	35	19	198	54.3	2	2	30T	4	66.1	1	6	0
11/2 @	NO	42	19	289	45.2	3	3	68T	3	46.6	3	9	0
11/8	WSH	24	17	135	70.8	1	1	14	3	81.1	5	6	0
11/15 @	CAR	41	22	224	53.7	2	2	34	0	57.4	2	4	0
11/22 @	NYG	46	26	268	56.5	0	0	28	2	88.0	5	14	0
11/29	TB	3	2	15	66.6	0	0	9	1	78.5	0	0	0
12/6	PHI	INACTIVE											
12/13	NO	INACTIVE											
12/20 @	NYJ	34	16	152	47.1	0	0	38	0	69.7	2	-20	0
12/27	BUF	35	18	250	51.4	0	0	42T	3	103.3	0	0	0
1/3 @	TB	35	23	223	65.7	2	2	32	1	78.6	1	3	0
TOTALS		451	263	2,916	58.3	22	14	90T	19	81.0	30	49	1

2008 GAME-BY-GAME STATISTICS													
DATE	OPP	PASSING								RUSH			
		ATT	COM	YDS	PCT	TD	INT	LG	SK	RTG	ATT	YDSTD	
9/7	DET	13	9	161	69.2	1	0	62T	1	137.0	5	-2	0
9/14 @	TB	33	13	158	39.4	0	2	23	4	29.6	6	10	0
9/21	KC	18	12	192	66.7	1	0	70T	0	120.6	1	15	0
9/28 @	CAR	41	21	158	51.2	0	0	23	2	60.8	2	11	0
10/5 @	GB	26	16	194	61.5	2	1	37	0	94.1	4	16	0
10/12	CHI	30	22	301	73.3	1	0	47	0	116.1	1	1	0
10/26 @	PHI	44	23	277	52.3	2	2	55T	2	68.1	1	4	0
11/2 @	OAK	22	17	220	77.3	2	0	37T	3	138.4	4	1	0
11/9	NO	23	16	248	69.6	2	0	67T	0	134.0	2	-2	0
11/16	DEN	33	20	250	60.6	0	1	37	0	71.5	5	18	0
11/23	CAR	27	17	259	63.0	0	0	69	1	94.5	3	2	0
11/30 @	SD	23	17	207	73.9	2	0	38	0	130.2	4	-3	0
12/7 @	NO	33	24	315	72.7	1	1	59	0	99.9	4	13	1
12/14	TB	23	15	206	65.2	0	2	30	1	57.5	6	19	0
12/21 @	MIN	24	13	134	54.2	1	0	22	2	84.4	3	2	0
12/28	STL	21	10	160	47.6	1	2	41	1	49.8	4	-1	0
TOTALS		434	265	3,440	61.1	16	11	70T	17	87.7	55	104	1



74

TY SAMBRAILO
TACKLE
COLORADO STATE
(1ST YEAR WITH FALCONS)



HEIGHT:
6'5"

WEIGHT:
311

BIRTHDATE:
3/10/92

NFL EXP:
3 YRS

ACQUIRED:
TR '17

TRANSACTIONS

- » Originally selected by the Denver Broncos in the second round (59th overall) of the 2015 NFL Draft.
- » Traded to the Atlanta Falcons in exchange for a 2018 fifth-round draft pick on September 1, 2017.

2017 (FALCONS)

- » Made his first start for the Falcons at Detroit in Week 3. Saw action against Green Bay in relief of an injured RT Ryan Schraeder. Has played in 11 games with two starts.

CAREER

- » Has seen action in 23 games with nine starts during his career. Started the first three games of his career before being placed on injured reserve. Returned to play in 10 games, making four starts in 2016.

COLLEGE

- » Started 42-of-48 games at Colorado State, seeing time at all five positions along the offensive line in four seasons with the Rams.

- » Voted first-team All-Mountain West Conference as a senior for CSU in 2014 after graduating out to 90 percent of above in each contest while adding more than 60 knockdown blocks at left tackle.

PERSONAL

- » A native of Watsonville, California. Attended Saint Francis Central Coast Catholic High School, where he was a two-way lineman and three-year team captain.
- » Was a first-team all-state selection as a senior and was named the Santa Cruz Coast Athletic League Offensive and Defensive Lineman of the Year.

12

MOHAMED SANU
WIDE RECEIVER
RUTGERS
(2ND YEAR WITH FALCONS)



HEIGHT:
6'2"

WEIGHT:
240

BIRTHDATE:
10/22/89

NFL EXP:
6 YRS

ACQUIRED:
FA-'16

TRANSACTIONS

- » Originally selected by the Cincinnati Bengals in the third round (83rd overall) of the 2012 NFL Draft.
- » Signed by the Falcons as a free agent on March 10, 2016.

2017 (FALCONS)

- » Has hauled in 48 passes for 495 yards and four touchdowns, while averaging 10.3 yards per reception this season.
- » Tossed a 51-yard touchdown to WR Julio Jones out of the 12-Gauge formation in Atlanta's Week 12 win over Tampa Bay. The scoring strike was his third career touchdown throw.

2016 (FALCONS)

- » Started 15 games, catching 59 passes for 653 yards with four touchdowns in his first season in Atlanta.
- » Caught five passes for 80 yards, including a game-best 59-yard long reception and a five-yard touchdown in his Falcons debut against Tampa Bay (9/11).
- » Enjoyed his best game as a Falcon against Green Bay (10/30), catching nine passes for 84 yards including the game-winning touchdown on an 11-yard strike from Matt Ryan.
- » Caught four passes for 44 yards, including his first career playoff touchdown on a three-yard pass, in Atlanta's Divisional Round win over Seattle.

CAREER

- » Has played in 83 games with 60 starts during six NFL seasons, posting 259 receptions for 2,941 yards with 19 touchdowns.
- » In four seasons with the Bengals, played in 57 games with 34 starts, while posting 152 receptions, 1,793 receiving yards, and 11 touchdowns.

2017 GAME-BY-GAME STATISTICS

DATE	OPP	RECEIVING				RUSHING			
		REC	YDS	AVG	LG TD	RUSH	YDS	AVG	LG TD
9/10	@ CHI	6	47	7.8	15 0	0	0	0.0	0 0
9/17	GB	5	85	17.0	24 0	0	0	0.0	0 0
9/24	@ DET	4	28	7.0	12 1	0	0	0.0	0 0
10/1	BUF	1	3	3.0	3 0	1	4	4.0	4 0
10/15	MIA	INACTIVE							
10/22	@ NE	6	65	10.8	19 0	0	0	0.0	0 0
10/29	@ NYJ	6	74	12.3	23 1	0	0	0.0	0 0
11/5	@ CAR	3	23	7.7	10 1	0	0	0.0	0 0
11/12	DAL	3	29	9.7	14 0	0	0	0.0	0 0
11/20	@ SEA	3	34	11.3	21 1	1	3	3.0	3 0
11/26	TB	8	64	8.0	25 0	0	0	0.0	0 0
12/3	MIN	3	43	14.3	17 0	0	0	0.0	0 0
12/7	NO	-	-	--	- -	-	-	--	- -
12/18	@ TB	-	-	--	- -	-	-	--	- -
12/24	@ NO	-	-	--	- -	-	-	--	- -
12/31	CAR	-	-	--	- -	-	-	--	- -
TOTALS		48	495	10.3	25 4	2	7	3.5	4 0
CAREER		259	2,941	11.4	76† 19	29	165	5.7	26 2

- » Played in all 16 games with four starts. Caught 33 passes for 394 yards. Also added 71 yards on 10 carries with two touchdowns, including a 25-yard score.
- » A three-way threat, has completed six-of-six-passes for 228 yards and three TDs with a perfect 158.3 passer rating.
- » Played in 16 games with 13 starts. Ranked third on team in receptions (56), second in receiving yards (790), and tied for fourth in TDs (five). Also ranked fourth on team in scrimmage yards (841).
- » Became first player since New England's David Patten in 2001 to log a reception of 75-plus yards and a completion of 50-plus in the same game against the Falcons in 2014.
- » Totaled 47 receptions for 455 yards and two touchdowns in 2013.
- » Played in nine games as a rookie. Totaled 16 receptions for 154 yards and four touchdowns. Also added a 73-yard TD pass.
- » During his rookie season, hit WR A.J. Green for a 73-yard touchdown pass on the first play from scrimmage at Washington (9/23). Completion to Green was longest by an NFL player on first career attempt since 2003.

COLLEGE

- » Played three seasons (2009-11) at Rutgers, catching Big East-record 210 passes, for 2263 yards and 12 touchdowns. Played in 38 games with 37 starts.
- » Passed for 207 yards with four touchdowns and no interceptions during career, and rushed for 653 yards with nine scores.
- » His 115 receptions in 2011 shattered Larry Fitzgerald's Big East record of 92 set in 2003. Also broke the conference career receptions record of 207 set by former Scarlet Knight Brian Leonard (from 2003-06).
- » As a senior, helped Scarlet Knights to 9-4 record with Pinstripe Bowl win over Iowa State. His 16 receptions vs. Ohio in 2011 set a Big East single-game mark, and his 13 catches against both North Carolina and Army tied for the second-most in conference history.

PERSONAL

- » Attended South Brunswick High School, where he played S, WR and QB, and he also punted during each of his three varsity seasons.
- » High school retired his uniform number (2) in 2013. In 2007, he passed for 900 yards and rushed for 700 on offense, and he had 90 tackles with five INTs on defense as South Brunswick gained its first playoff berth in nearly 40 years.
- » His parents are both natives of the West African nation of Sierra Leone.
- » Was a labor studies major at Rutgers. His favorite hobby is playing FIFA soccer video game.

SANU'S CAREER STATISTICS

YEAR	GP/GS	RECEIVING					RUSHING				
		REC	YDS	AVG	LG	TD	ATT	YDS	AVG	LG	TD
2012	CIN 9/3	16	154	9.6	34	4	5	15	3.0	7	0
2013	CIN 16/14	47	455	9.7	32	2	4	16	4.0	9	0
2014	CIN 16/13	56	790	14.1	76t	5	7	51	7.3	26	0
2015	CIN 16/4	33	394	11.9	52	0	10	71	7.1	25t	2
2016	ATL 15/15	59	653	11.1	59	4	1	5	5.0	5	0
2017	ATL 11/11	48	495	10.3	24	4	2	7	3.5	4	0
TOTALS	83/60	259	2,941	11.4	76t	19	29	165	5.7	26	2

SANU'S BEST GAMES

RECEPTIONS	RECEIVING YARDS	LONG	TOUCHDOWNS
10 vs. CAR (10/12/14)	125 vs. BAL (10/26/14)	76t vs. ATL (9/14/14)	2 vs. OAK (11/25/12)
9 vs. GB (10/30/16)	120 vs. CAR (10/12/14)	59 vs. TB (9/11/16)	1, 17 Times
8, Two Times	95 vs. JAX (11/2/14)	53 vs. BAL (10/26/14)	Last @ SEA (11/20/17)
Last vs. TB (11/26/17)	85 vs. GB (9/17/17)		

SANU'S PLAYOFF STATISTICS

YEAR	GP/GS	RECEIVING					RUSHING				
		REC	YDS	AVG	LG	TD	ATT	YDS	AVG	LG	TD
2013	CIN 1/1	1	13	13.0	13	0	0	0	0.0	0	0
2014	CIN 1/1	3	31	10.3	11	0	0	0	0.0	0	0
2015	CIN 1/0	3	17	5.7	8	0	0	0	0.0	0	0
2016	ATL 3/3	11	121	11.0	22	2	1	7	7.0	7	0
TOTALS	6/5	18	182	10.1	22	2	1	7	7.0	7	0



WR Mohamed Sanu caught a five-yard touchdown in his Falcons debut.

2016 GAME-BY-GAME STATISTICS

DATE	OPP	RECEIVING					RUSHING					
		REC	YDS	AVG	LG	TD	RUSH	YDS	AVG	LG	TD	
9/11	TB	5	80	16.0	59	1	0	0	0.0	0	0	
9/18	@ OAK	3	19	6.3	15	0	0	0	0.0	0	0	
9/26	@ NO	3	31	10.3	16	0	0	0	0.0	0	0	
10/2	CAR	2	22	11.0	18	0	0	0	0.0	0	0	
10/9	@ DEN	3	43	14.3	22	0	0	0	0.0	0	0	
10/16	@ SEA	5	47	9.4	14	1	0	0	0.0	0	0	
10/23	SD	2	16	8.0	11	0	0	0	0.0	0	0	
10/30	GB	9	84	9.3	14	1	0	0	0.0	0	0	
11/3	@ TB	5	74	14.8	24	0	0	0	0.0	0	0	
11/13	@ PHI	2	14	7.0	15	0	0	0	0.0	0	0	
11/27	ARI	8	65	8.1	12	0	1	5	5.0	5	0	
12/4	KC	2	26	13.0	18	0	0	0	0.0	0	0	
12/11	@ LA	INACTIVE										
12/18	SF	3	44	14.7	18	0	0	0	0.0	0	0	
12/24	@ CAR	3	56	18.7	28	0	0	0	0.0	0	0	
1/1	NO	4	32	8.0	15	1	0	0	0.0	0	0	
TOTALS		59	653	11.1	59	4	1	5	5.0	5	0	
CAREER		211	2,446	11.6	76t	15	27	158	5.9	26	2	

2016 POSTSEASON STATISTICS

DATE	OPP	RECEIVING					RUSHING				
		REC	YDS	AVG	LG	TD	RUSH	YDS	AVG	LG	TD
1/14	SEA	4	44	11.0	22	1	0	0	0.0	0	0
1/22	GB	5	52	10.4	16	1	0	0	0.0	0	0
2/5	NE	2	25	12.5	13	0	1	7	7.0	7	0
TOTALS		11	121	11.0	22	2	1	7	7.0	7	0

8

MATT SCHAUB
QUARTERBACK
VIRGINIA
 (5TH YEAR WITH FALCONS)



HEIGHT: 6'6" | **WEIGHT:** 245 | **BIRTHDATE:** 6/25/81 | **NFL EXP:** 14 YRS | **ACQUIRED:** FA-'16

TRANSACTIONS

- » Originally selected by the Falcons in the third round (90th overall) of the 2004 NFL Draft.
- » Traded to the Houston Texans on March 21, 2007.
- » Placed on Injured Reserve (foot) on November 23, 2011.
- » Signed a four-year contract extension with the Texans on September 9, 2012.
- » Traded to the Oakland Raiders on March 21, 2014.
- » Signed with the Baltimore Ravens on March 31, 2015.

2016 (FALCONS)

- » Saw action in four games, completing one of three passes while serving as Matt Ryan's backup.

CAREER

- » In 13 seasons, has played in 145 games with 92 starts. Schaub has thrown for 24,867 yards with 133 touchdowns against 90 interceptions and has a career passer rating of 89.1.
- » Schaub is a two-time Pro Bowler (2009 and 2012) and was the Pro Bowl MVP in 2009.
- » He was named AFC Offensive Player of the Week (Week 11, 2012; Week 6, 2010; Week 2, 2009 and Week 14, 2008), FedEx Air NFL Player of the Week (Week 11, 2012; Week 2, 2010) and won the Texans Ed Block Courage Award winner in 2012.
- » Threw for the second-most yards in a single game in NFL history (tied with Warren Moon), producing a Texans' franchise-record 527 yards and 5 TDs (a then-franchise record) on 43-of-55 passing (78.2%) vs. Jax. (11/18/12).
- » Has thrown for 4,000 yards three times (4,770 in 2009, 4,370 in 2010 and 4,008 in 2012).

- » Is the Texans' franchise leader in every major passing category and owns three of the top five single-game QB ratings in team history.
- » Played in two games, starting both, and completed 52-of-80 passes (65 percent) for 540 yards with three touchdowns, four interceptions, and a 76.0 passer rating as a member of the Ravens in 2015.
- » Saw action in 11 games with the Raiders in 2014, throwing 10 passes (five completions) for 57 yards in a backup role for the Raiders after being acquired in a trade with the Texans.
- » In 2013, completed 219 of 358 passes (61.2 percent) for 2,310 yards and 10 TDs despite not playing in six games in his final season with the Texans.
- » Named to his second Pro Bowl after completing 350 of 544 passes (64.3 percent) for 4,008 yards (his third-career 4,000-yard season) and 22 TDs for a 90.7 QB rating in 2012. Led the Texans to a franchise-best 12-4 record and their second-consecutive AFC South title.
- » Threw for 2,479 yards and 15 TDs, completing 178 of 292 passes (61.0 percent) in 2011. Also rushed for nine yards and a career-high-tying two TDs, despite missing the final six games of the season after being placed on Injured Reserve (foot) on 11/23.
- » Started every game for the second-consecutive season and completed 63.6 percent of his passes (365 of 574) for 4,370 yards (fourth in the NFL), 24 TDs and 12 INTs with a 92.0 QB rating in 2010.
- » Named to his first-career Pro Bowl after establishing Texans' franchise records and career highs in passing yards (4,770 - led the NFL), passing attempts (583), completions (396), TDs (29) and QB rating (98.6) in 2009.
- » Produced 10 games with a QB rating of at least 90 and topped 300 yards passing in nine different games, tying for the second-most in a single season in NFL history.

- » Completed 251-of-380 passes (66.1 percent) for 3,043 yards and 15 TDs despite missing five games in 2008. Ranked second in the NFL in yards per pass attempt (8.01), fourth in passing yards per game (276.6) and completion percentage (66.1%) and eighth in QB rating (92.7).
- » Finished the 2007 season completing 192-of-289 (66.4 percent) passes for 2,241 yards and 9 TDs for an 87.2 QB rating in his first full season as a starter.
- » Was the primary backup to QB Michael Vick in 2006 and threw for 208 yards, 1 TD and 2 INTs on 18-of-27 passing on the season.
- » Played in 16 games with one start in 2005. Completed 33 of 64 passes for 495 yards, four TDs and 0 INTs for a 98.1 QB rating.
- » Saw action in six games with one start. Completed 33 of 70 passes for 330 yards, one TD and four INTs, serving as the primary backup to QB Michael Vick as a rookie in 2004.

COLLEGE

- » Saw action in 40 games over four seasons at Virginia and left as the Cavaliers' all-time leader in passing yards (7,502), passing attempts (1,069), completions (716), total offensive yards (7,560), TD passes (56), 300-yard passing games (eight) and 200-yard passing games (20).
- » Completed 66.9% of his passes during his career, the second-best mark at the time in NCAA Division I-A history (Tim Couch - Kentucky - 67.2 percent, 1996-98).
- » Earned first-team All-Atlantic Coast Conference honors after completing 281-of-403 passes for 2,952 yards, 18 TDs and 10 INTs as a senior in 2003.
- » Named the ACC Player of the Year as a junior in 2002 after leading the conference and finishing sixth in the country in passing (2,976 yards) Also led the ACC in TD passes (28), completion percentage (68.9), completions (288), and attempts (418). Ranked second in the country in completion percentage, tied for sixth in TD passes and eighth in completions.

- » Completed at least 70 percent of his passes eight times, including topping 80 percent twice and posted three of the ACC's top-seven passing performances.
- » Saw action in 12 games and completed 140 of 240 passes for 1,524 yards and 10 TDs as a sophomore in 2001.
- » Played in eight games and threw 8 passes (7 completions) for 50 yards as a true freshman..

PERSONAL

- » Prepped at East (West Chester, PA) HS, where he lettered in football, baseball and basketball. Completed 277-of-544 passes for 3,990 yards and 35 TDs during his career, setting school records for pass attempts, completions, yards per game and total yards for the Vikings.
- » Matt and his wife, Laurie have three daughters, Madison (5) and twins, Makalya and Mackenzie (4) and one son, Matthew (1).
- » Established the GR8 Foundation in 2011 to provide resources and support to promote lasting improvements and bring healing to children with medical needs, hope for our future generations, and happiness to the children and their families enduring medical challenges.
- » Participated in the Atlanta Falcons Coaches Academy in addition to various charity golf tournaments and community outreach programs in 2004.

SCHAUB'S POSTSEASON STATISTICS

YEAR	GP/GS	ATT	COMP	PCT	YDS	YDS/ATT	TD	INT	LG	SK	LOST	RTG	
2004	ATL	6/1	70	33	47.1	330	4.7	1	4	59	4	14	42.0
2005	ATL	16/1	64	33	51.6	495	7.7	4	0	53	6	27	98.1
2006	ATL	16/0	27	18	66.7	208	7.7	1	2	47	2	8	71.2
2007	HOU	11/11	289	192	66.4	2241	7.8	9	9	77t	16	126	87.2
2008	HOU	11/11	380	251	66.1	3043	8.0	15	10	65	23	149	92.7
2009	HOU	16/16	583	396	67.9	4770	8.2	29	15	72t	25	149	98.6
2010	HOU	16/16	574	365	63.6	4370	7.6	24	12	60	32	226	92.0
2011	HOU	10/10	292	178	61.0	2479	8.5	15	6	80t	16	98	96.8
2012	HOU	16/16	544	350	64.3	4008	7.4	22	12	60t	27	216	90.7
2013	HOU	10/8	358	219	61.2	2310	6.5	10	14	46	21	162	73.0
2014	OAK	11/0	10	5	50.0	57	5.7	0	2	16	3	24	27.9
2015	BAL	2/2	80	52	65.0	540	6.8	3	4	48	3	27	76.0
2016	ATL	4/0	3	1	33.3	16	5.3	0	0	16	0	0	52.1
2017	ATL	0/0	0	0	0.0	0	0.0	0	0	0	0	0	0
TOTALS		145/92	3,274	2,093	63.9	24,867	7.6	133	4.1	90	178	1226	89.1

SCHAUB'S BEST GAMES

COMPLETIONS	ATTEMPTS	YARDS	TOUCHDOWNS
43, vs. JAX (11/18/12)	62 vs BAL (12/13/10)	527 vs. JAX (11/18/12)	5 vs. JAX (11/18/12)
LONG	PASSER RATING		
80t @ TB (11/13/11)	154.9 @TB (11/13/11)		



QB Matt Schaub was selected by the Falcons in the third round of the 2004 NFL Draft.

73**RYAN SCHRAEDER****RIGHT TACKLE****VALDOSTA STATE***(5TH YEAR WITH FALCONS)***HEIGHT:****6'7"****WEIGHT:****300****BIRTHDATE:****5/4/88****NFL EXP:****5 YRS****ACQUIRED:****CFA-'13****TRANSACTIONS**

- » Signed by the Falcons as a college free agent on April 29, 2013.
- » Signed a five-year contract extension on November 21, 2016.

2017 (FALCONS)

- » Blocked for an offense that has averaged 365.2 yards and 6.09 yards per play, the fourth-best mark in the NFL.
- » Returned to action in Week 6 after missing two games due to injury.

2016 (FALCONS)

- » Started all 16 games at right tackle, blocking for an offense that set a franchise record with 540 points and is averaging 415.8 yards per game.
- » Started at right tackle and helped the offense total 528 yards, the sixth-highest output in franchise history, at Oakland (9/18). Blocked for a rushing attack that put up 139 yards, which marked the 10th time in the last two seasons Atlanta has eclipsed 100 rushing yards.
- » Started at right tackle and blocked for an offense that set a franchise record with 571 total yards against Carolina (10/2). Protected QB Matt Ryan as he became the 19th player in NFL history to throw for 500+ yards in a single game.

CAREER

- » In five seasons, has played in 68 games with 56 starts at right tackle. Has helped block for an offense that averaged 375.8 yards per game and 289.1 gross passing yards per game.

- » Going into the 2015 season, Schraeder was named the Falcons Secret Superstar by Pro Football Focus after a breakout season in 2014.
- » Started all 16 games at right tackle and blocked for an offense that ranked seventh in the NFL averaging 374.1 yards per game. Earned All-Pro honors from Pro Football Focus for his performance in the trenches.
- » Saw action on the offensive line in 13 games in 2014, started 10 of those games. Helped the offense average 378.2 total yards, including 284.6 passing yards.
- » Played in 13 games with four starts at right tackle after being signed by the Falcons as a college free agent following the 2013 NFL Draft.
- » Made his first NFL career start at right tackle against Washington (12/15). Helped block for the offense who totaled 264 yards.

COLLEGE

- » Anchored the offensive line at Valdosta State for two seasons after earning All-America honors at Butler Community College.
- » Helped the Grizzlies to the NJCAA National Championship game in his final season at Butler and earned All-America honors in 2011 at Valdosta.

PERSONAL

- » Originally from Wichita, KS.
- » Did not play high school football, but walked on to the Butler Community College football team before transferring to Valdosta State.

SCHRAEDER'S CAREER GAMES PLAYED/STARTED

2017	2016	2015	2014	2013
ATL	ATL	ATL	ATL	ATL
10/10	16/16	16/16	13/10	13/4

TOTALS 68/56



Pro Football Focus rated Ryan Schraeder as the second-best right tackle in the NFL in 2015.

71**WES SCHWEITZER**
GUARD
SAN JOSE STATE
(2ND YEAR WITH FALCONS)**HEIGHT:**
6"5'**WEIGHT:**
314**BIRTHDATE:**
9/11/93**NFL EXP:**
2 YRS**ACQUIRED:**
D6-'16**TRANSACTIONS**

- » Selected by the Falcons in the sixth round (195th overall) of the 2016 NFL Draft.

2017 (FALCONS)

- » Made his NFL debut and first career start at Chicago (9/10).
- » Blocked for an offense that has averaged 365.2 yards and 6.09 yards per play, the fourth-best mark in the NFL.

2016 (FALCONS)

- » Inactive in all 16 games in 2016.

COLLEGE

- » Played in 38 games for the Spartans, including 37 straight between 2013 and 2015.
- » During his senior season, blocked for a team that averaged 27.9 points per game, 182.9 rushing yards per game and 221.7 passing yards per game. Was one of four co-captains on last year's team and was a four-time academic all-conference honoree.
- » Played in all 13 games in 2014 and anchored a unit that had three freshman starters. Named the team's Scholar-Athlete for the third year in a row.

- » One of three offensive linemen to play and start all 12 games in 2013. Was a key member of an offensive line that helped set a school record, averaging 493.2 yards of total offense per game.

- » Played in seven games with one start at left tackle as a redshirt freshman in 2012. Named the team's Scholar-Athlete at the team's annual awards banquet.

PERSONAL

- » Helped lead Hutchinson Community College to a 9-3 record and a win in the 2012 Salt City Bowl. Collared 83 tackles (25 solo), averaging 6.9 tackles per game. Recorded eight tackles for loss, 3.5 sacks, four passes defensed and one fumble recovery. Also returned an interception 34 yards for a touchdown.
- » A versatile offensive lineman at Chaparral High in Scottsdale, Ariz. Led his teams to a combined 27-1 win-loss record in 2009 and 2010 in Class 5A2 competition. As a senior, was an all-state selection by multiple outlets and was a first team all-city and all-region player.

90**DERRICK SHELBY**
DEFENSIVE END
UTAH
(2ND YEAR WITH FALCONS)**HEIGHT:**
6'2"**WEIGHT:**
280**BIRTHDATE:**
3/4/89**NFL EXP:**
6 YRS**ACQUIRED:**
FA-'16**TRANSACTIONS**

- » Originally signed as a college free agent by the Miami Dolphins following the 2012 NFL Draft.
- » Signed by the Falcons as a free agent on March 10, 2016.

2017 (FALCONS)

- » Has played in 12 games with nine starts, while totaling 26 tackles (12 solo) with one sack, two tackles for loss, and one quarterback hit.

2016 (FALCONS)

- » Played in six games with four starts in his first season in Atlanta, posting eight tackles (six solo), two tackle for loss, and two quarterback hits before being placed on injured reserve.

CAREER

- » Has seen action in 81 games with 22 starts, while posting 137 total tackles (92 solo), 10 sacks, four forced fumbles, two interceptions, one fumble recovery, and one defensive touchdown.
- » Started eight of the 16 games he played in and recorded career highs in total tackles (37 – 25 solo) and sacks (3.5), as well as recording two forced fumbles and one interception, which he returned for a touchdown in 2015.
- » Saw action in 15 games in 2014. Posted 26 tackles (21 solo) with three sacks, one interception, four tackles for loss and one fumble recovery.
- » Played in all 16 games in 2013, making one start, while recording 32 tackles (21 solo), 2.5 sacks, one tackle for loss, and two forced fumbles.
- » Played in all 16 games as a rookie in 2012. Collected eight tackles.

2017 GAME-BY-GAME STATISTICS

DATE	OPP	TK	SO	SK	YDS	INT	YDS	FF	FR	PD
9/10	@CHI	0	0	0.0	0.0	0	0	0	0	0
9/17	GB	1	1	0.0	0.0	0	0	0	0	0
9/24	@DET	1	1	0.0	0.0	0	0	0	0	0
10/1	BUF	2	1	1.0	9.0	0	0	0	0	0
10/15	MIA	4	1	0.0	0.0	0	0	0	0	0
10/22	@NE	2	1	0.0	0.0	0	0	0	0	0
10/29	@NYJ	4	1	0.0	0.0	0	0	0	0	0
11/5	@CAR	3	1	0.0	0.0	0	0	0	0	0
11/12	DAL	2	1	0.0	0.0	0	0	0	0	0
11/20	@SEA	2	1	0.0	0.0	0	0	0	0	0
11/26	TB	4	3	0.0	0.0	0	0	0	0	0
12/3	MIN	1	0	0.0	0.0	0	0	0	0	0
12/7	NO	-	-	--	--	-	-	-	-	-
12/18	@TB	-	-	--	--	-	-	-	-	-
12/24	@NO	-	-	--	--	-	-	-	-	-
12/31	CAR	-	-	--	--	-	-	-	-	-
TOTALS		26	12	1.0	9.0	0	0	0	0	0
CAREER		137	92	10.0	75.5	2	24	4	1	0

COLLEGE

- » Played in 47 games for the Utes and recorded 169 total tackles, 28 tackles for loss, 11 sacks, five passes defensed, five forced fumbles, one interception, and one defensive touchdown.
- » A first-team all-Pac-12 selection after starting all 13 games at right end in 2011. Led the line and was fifth overall on the team with 55 tackles. Also posted a team-best 10 tackles for loss and 5.0 sacks.
- » Played in 12 games, starting the final seven contests at left end, as a junior in 2010. Logged 39 tackles, including 6.5 tackles for loss and two sacks. Named an Academic All-Mountain West selection.
- » As a sophomore in 2009, started and played in 10 games at left end. Finished the season with 44 total tackles eight tackles for loss and three sacks despite missing the final two games of the season due to injury. Earned academic all-conference honors.

» Appeared in the final 12 games, starting 10 as a redshirt freshman in 2008. Totaled 31 tackles with 3.5 for loss and was an academic All-Mountain West selection.

» Son of Alisa and Derrick Shelby, Sr. Received his bachelor's degree in sociology in the fall of 2011.

» His full name is Derrick Rodell Shelby II.

PERSONAL

» Named to the all-district first team as a senior in 2006. Recorded 15 sacks and helped lead Hightower High School (Texas) to a district championship. Also lettered two years in track and won an academic excellence award.

SHELBY'S CAREER STATISTICS																
YEAR	GP/GS	TK	SO	AST	SK	YDS	INT	YDS	LG	TD	PD	FF	FR	YDS	TD	
2012	MIA	16/0	8	7	1	0.0	0.0	0	0	0	0	0	0	0	0	
2013	MIA	16/1	32	22	11	2.5	12.0	0	0	0	0	2	0	0	0	
2014	MIA	15/0	26	21	5	3.0	17.0	1	2	2	0	1	0	1	0	
2015	MIA	16/8	37	25	12	3.5	37.5	1	22t	22t	1	4	2	0	0	
2016	ATL	6/4	8	6	2	0.0	0.0	0	0	0	0	1	0	0	0	
2017	ATL	12/9	26	12	14	1.0	9.0	0	0	0	0	0	0	0	0	
TOTAL		81/22	136	92	45	10.0	75.5	2	24	22t	1	6	4	1	0	

SHELBY'S BEST GAMES			
TACKLES	SACKS	QB HIT	TACKLES FOR LOSS
5 vs. NE (1/3/16)	2.0 @ OAK (9/28/14)	3 vs. BAL (12/6/15)	2 @ OAK (9/28/14)
4, Six Times	1.0, Seven Times	2 @ Oak (9/28/14)	1, 11 Times
Last vs. TB (11/26/17)	Last vs. BUF (10/1/17)		Last vs. MIA (10/15/17)

2016 GAME-BY-GAME STATISTICS										
DATE	OPP	TK	SO	SK	YDS	INT	YDS	FF	FR	PD
9/11	TB	3	3	0.0	0.0	0	0	0	0	0
9/18	@OAK	1	0	0.0	0.0	0	0	0	0	0
9/26	@NO	0	0	0.0	0.0	0	0	0	0	1
10/2	CAR	2	1	0.0	0.0	0	0	0	0	0
10/9	@DEN	1	1	0.0	0.0	0	0	0	0	0
10/16	@SEA	1	1	0.0	0.0	0	0	0	0	0
10/23	SD									
10/30	GB									
11/3	@TB									
11/23	@PHI									
11/27	ARI									
12/4	KC									
12/11	@LA									
12/18	SF									
12/24	@CAR									
1/1	NO									
TOTALS		7	5	0.0	0.0	0	0	0	0	1
CAREER		110	79	9.0	66.5	2	22t	4	1	6

80

LEVINE TOILOLO

TIGHT END
STANFORD
(5TH YEAR WITH FALCONS)



HEIGHT:
6'8"

WEIGHT:
265

BIRTHDATE:
7/30/91

NFL EXP:
5 YRS

ACQUIRED:
D4b-'13

TRANSACTIONS

» Selected as the second of two fourth round (133rd overall) draft choices by Atlanta in 2013.

2017 (FALCONS)

» Has played in all 12 games with nine starts while catching 11 passes for 115 yards, including a 25-yard touchdown.

2016 (FALCONS)

» Played in all 16 games with 11 starts this season, totaling 13 receptions for 264 yards, including two touchdowns.

» Enjoyed the best game of his career at Seattle (10/16), catching three passes for 69 yards. Pulled in a career long 46-yard touchdown pass from QB Matt Ryan for his fifth career score and his first since 2014.

CAREER

» In five seasons with the Falcons, has played in 76 games with 54 starts while totaling 73 receptions for 716 yards and seven touchdowns.

» Played in all 16 games, including 15 start, posting seven receptions for 44 yards. Helped block for an offense that ranked seventh in the NFL averaging 374.1 yards per game.

» Played and started all 16 games in 2014. Caught 31 passes for 238 yards and two touchdowns.

» Saw action in all 16 games with three starts. Caught 11 passes for 55 yards with two touchdowns in his rookie season in 2013.

COLLEGE

» Caught 50 passes for 763 yards (15.3 yards per catch) with 10 touchdowns in 31 career games at Stanford.

» Was an offensive mainstay as both a receiver and a blocker, earning All-Pac-12 honorable mention honors and the Cardinal's T.E.A.M. Technician Award for technique, effort, atti-

2017 GAME-BY-GAME STATISTICS

DATE	OPP	RECEIVING				RUSHING			
		REC	YDS	AVG	LG TD	RUSH	YDS	AVG	LG TD
9/10	@ CHI	0	0	0.0	0 0	0	0	0.0	0 0
9/17	GB	0	0	0.0	0 0	0	0	0.0	0 0
9/24	@ DET	0	0	0.0	0 0	0	0	0.0	0 0
10/1	BUF	3	21	7.0	9 0	0	0	0.0	0 0
10/15	MIA	0	0	0.0	0 0	0	0	0.0	0 0
10/22@	NE	0	0	0.0	0 0	0	0	0.0	0 0
10/29@	NYJ	2	20	10.0	15 0	0	0	0.0	0 0
11/5	@ CAR	1	8	8.0	8 0	0	0	0.0	0 0
11/12	DAL	1	10	10.0	10 0	0	0	0.0	0 0
11/20@	SEA	2	31	15.5	25t 1	0	0	0.0	0 0
11/26	TB	0	0	0.0	0 0	0	0	0.0	0 0
12/3	MIN	2	25	12.5	16 0	0	0	0.0	0 0
12/7	NO	-	-	-	- -	-	-	-	- -
12/18@	TB	-	-	-	- -	-	-	-	- -
12/24@	NO	-	-	-	- -	-	-	-	- -
12/31	CAR	-	-	-	- -	-	-	-	- -
TOTALS		11	115	10.5	25t 1	0	0	0.0	0 0
CAREER		73	716	9.8	46t 7	0	0	0.0	0 0

tude and mental discipline after catching 24 passes for 393 yards (16.4 yards per catch) with four touchdowns as a senior in 2012.

» Earned honorable mention all-conference honors as a junior after pulling down 25 receptions for 343 yards and a career-high six touchdowns in 2011.

» In 2012, Led all Stanford receivers with 16.4 yards per catch average and scored four touchdowns on five receptions inside the red zone.

PERSONAL

» Attended Helix Charter High School in La Mesa, California, where he was labeled a four-star recruit by both Rivals and Scout.com.

» Earned PrepStar All-America honors, was named a first team all-state Division II and all-CIF San Diego Section pick, earned first team All-Grossmont League honors as a tight end and defensive end as well as first team honors from the San Diego Union-Tribune, San Diego Hall of Champions and MaxPreps.com.

» Selected as a Scholar Leader-Athlete for the 2008-09 academic year by the National Football Foundation and College Football Hall of Fame

- » Attended San Diego's H-Town Christian Academy for two years before transferring to Helix HS...also lettered in basketball.
- » Parents are Raymond and Trina Young-Toilolo... one of four children...sister Chasity was a track athlete at the University of Utah.
- » Has three uncles, Dan Saleaumua, Edwin Mulitalo and Joe Salave'a who played in the NFL.

TOILOLO'S CAREER STATISTICS												
		RECEIVING					RUSHING					
YEAR	GP/GS	REC	YDS	AVG	LG	TD	ATT	YDS	AVG	LG	TD	
2013	ATL 15/3	11	55	5.0	12	2	0	0	0.0	0	0	
2014	ATL 16/16	31	238	7.7	20	2	0	0	0.0	0	0	
2015	ATL 16/15	7	44	6.3	11	0	0	0	0.0	0	0	
2016	ATL 16/11	13	264	20.3	46t	2	0	0	0.0	0	0	
2017	ATL 12/9	11	115	10.5	25t	1	0	0	0.0	0	0	
TOTALS	76/54	73	716	9.8	46t	7	0	0	0.0	0	0	

2014 GAME-BY-GAME STATISTICS												
		RECEIVING					RUSHING					
DATE	OPP	REC	YDS	AVG	LG	TD	RUSH	YDS	AVG	LG	TD	
9/7	NO	3	19	6.3	12	1	0	0	0.0	0	0	
9/14	@ CIN	2	13	6.5	10	0	0	0	0.0	0	0	
9/18	TB	2	25	12.5	13	0	0	0	0.0	0	0	
9/28	@ MIN	1	12	12	12	0	0	0	0.0	0	0	
10/5	@ NYG	0	0	0	0	0	0	0	0.0	0	0	
10/12	CHI	3	34	11.3	15	0	0	0	0.0	0	0	
10/19	@ BAL	2	20	10.0	17	0	0	0	0.0	0	0	
10/26	DET	2	26	13.0	15	0	0	0	0.0	0	0	
11/9	@ TB	0	0	0.0	0	0	0	0	0.0	0	0	
11/16	@ CAR	2	23	11.5	20	0	0	0	0.0	0	0	
11/23	CLE	2	17	8.5	9	0	0	0	0.0	0	0	
11/30	ARI	4	15	3.8	8	1	0	0	0.0	0	0	
12/8	@ GB	1	-1	-1.0	-1	0	0	0	0.0	0	0	
12/14	PIT	1	4	4.0	4	0	0	0	0.0	0	0	
12/21	@ NO	4	17	4.3	8	0	0	0	0.0	0	0	
12/28	CAR	2	14	7.0	11	-	0	0	0.0	0	0	
TOTALS		31	238	7.7	20	2	0	0	0.0	0	0	
CAREER		42	293	6.9	20	4	0	0	0.0	0	0	

2013 GAME-BY-GAME STATISTICS												
		RECEIVING					RUSHING					
DATE	OPP	REC	YDS	AVG	LG	TD	RUSH	YDS	AVG	LG	TD	
9/8	@ NO	0	0	0.0	0	0	0	0	0.0	0	0	
9/15	STL	1	4	4.0	4	0	0	0	0.0	0	0	
9/22	@ MIA	1	2	2.0	2	1	0	0	0.0	0	0	
9/29	NE	1	4	4.0	4	0	0	0	0.0	0	0	
10/7	NYJ	2	15	7.5	12	1	0	0	0.0	0	0	
10/20	TB	0	0	0.0	0	0	0	0	0.0	0	0	
10/27	@ ARZ	3	6	2.0	7	0	0	0	0.0	0	0	
11/3	@ CAR	0	0	0.0	0	0	0	0	0.0	0	0	
11/10	SEA	0	0	0.0	0	0	0	0	0.0	0	0	
11/17	@ TB	1	6	6.0	6	0	0	0	0.0	0	0	
11/21	NO	1	6	6.0	6	0	0	0	0.0	0	0	
12/1	@ BUF	1	12	5.0	12	0	0	0	0.0	0	0	
12/8	@ GB	0	0	0.0	0	0	0	0	0.0	0	0	
12/15	WAS	0	0	0.0	0	0	0	0	0.0	0	0	
12/23	@ SF	0	0	0.0	0	0	0	0	0.0	0	0	
12/29	CAR	-	-	-	-	-	-	-	-	-	-	
TOTALS		11	55	5.0	12	2	0	0	0.0	0	0	
CAREER		11	55	5.0	12	2	0	0	0.0	0	0	

52**JORDAN TRIPP**
LINEBACKER
MONTANA
(1ST YEAR WITH FALCONS)**HEIGHT:**
6'4"**WEIGHT:**
236**BIRTHDATE:**
4/3/91**NFL EXP:**
4 YRS**ACQUIRED:**
FA '17**TRANSACTIONS**

- » Selected in the fifth round (171st overall) of the 2014 Draft by the Miami Dolphins.
- » Signed by the Jacksonville Jaguars on October 10, 2015.
- » Signed to the Seattle Seahawks practice squad on September 5, 2016.
- » Signed by the Green Bay Packers on December 14, 2016.
- » Signed by the Atlanta Falcons on September 5, 2017.
- » Placed on injured/reserve on October 31, 2017.

2017 (FALCONS)

- » Saw action on special teams in three games this season.

CAREER

- » In 2016, Tripp saw action in nine games for the Seattle Seahawks and the Green Bay Packers.
- » In 2015, he played in 12 games with one start for the Jacksonville Jaguars. Last season, Tripp saw action in nine games for the Seattle Seahawks and the Green Bay Packers.
- » During his rookie season, he played in 13 games for the Dolphins.

COLLEGE

- » Played in 53 career games, tallying 335 total tackles, including 29.5 tackles for loss. Also recorded 11 sacks.

21

DESMOND TRUFANT

CORNERBACK
WASHINGTON
(5TH YEAR WITH FALCONS)



HEIGHT: 6'0" | **WEIGHT:** 190 | **BIRTHDATE:** 9/10/90 | **NFL EXP:** 5 YRS | **ACQUIRED:** D1-'13

TRANSACTIONS

» Selected by the Atlanta Falcons in the first round (22nd overall) of the 2013 NFL Draft.

2017 (FALCONS)

- » Has logged 27 tackles (23 solo) with two interception, three fumble recoveries, 10 passes defensed, one sack, one tackle for loss, and one touchdown this season.
- » Returned a fumble 15-yards for his second career touchdown in Atlanta's Week 2 win over Green Bay. Also intercepted QB Aaron Rodgers and added a pair of tackles.

2016 (FALCONS)

- » Started nine games, posting 30 tackles (25 solo) with one interception, 2.0 sacks, two forced fumbles, and three passes defensed before being placed on injured reserve.

CAREER

- » In five seasons with the Falcons, has developed into a Pro Bowl cornerback. Has started all 68 games in which he has played, totaling 244 tackles (202 solo), nine interceptions, four forced fumbles, seven fumble recoveries, 61 passes defensed, four sacks, and two touchdowns.
- » Named to his first Pro Bowl after notching 43 tackles (35 solo) with one interception, one sack, and 11 passes defensed while starting all 16 games in 2015. Scored his first career touchdown on a 24-yard fumble recovery in Week 4.
- » Started all 16 games in his second season. Recorded 67 total tackles (57 solo), three interceptions and lead the team in pass deflections with 18, which ranked him among the top 10 in the League.
- » Started all 16 games as a rookie and earned All-Rookie honors from the PFWA after notching 74 tackles (12 solo) with a club rookie record 17 passes defensed and two interceptions.

2017 GAME-BY-GAME STATISTICS

DATE	OPP	TK	SO	SK	YDS	INT	YDS	FF	FR	PD
9/10	@CHI	4	4	0.0	0.0	0	0	0	0	0
9/17	GB	2	2	0.0	0.0	1	0	0	1	1
9/24	@DET	2	2	0.0	0.0	0	0	0	0	2
10/1	BUF	0	0	0.0	0.0	0	0	0	0	1
10/15	MIA	3	1	0.0	0.0	0	0	0	0	0
10/22	@NE	3	3	0.0	0.0	0	0	0	0	0
10/29	@NYJ	2	2	1.0	7.0	0	0	0	0	0
11/5	@CAR	3	3	0.0	0.0	0	0	0	1	2
11/12	DAL	0	0	0.0	0.0	0	0	0	0	1
11/20	@SEA	4	4	0.0	0.0	1	43	0	1	3
11/26	TB	4	2	0.0	0.0	0	0	0	0	0
12/3	MIN	INACTIVE								
12/7	NO	-	-	--	--	-	-	-	-	-
12/18	@TB	-	-	--	--	-	-	-	-	-
12/24	@NO	-	-	--	--	-	-	-	-	-
12/31	CAR	-	-	--	--	-	-	-	-	-
TOTALS		27	23	1.0	7.0	2	43	0	3	10
CAREER		244	202	4.0	33.0	9	71	4	7	61

- » Finished the year tied for 10th in the NFL and tied for second among all rookie cornerbacks in passes defensed.
- » According to Stats LLC., his 17 passes defensed in 2013 were the most by a Falcons rookie in a single season, surpassing Darnell Walker, who broke up 13 passes in 1993.
- » Named Defensive Rookie of the Year by Pro Football Focus.
- » According to Stats LLC., allowed just 48.3 of passes thrown his way to be completed (42 of 87). Among players with at least 87 defensive targets, his 48.3 completion percentage was tied for the eighth-best in the NFL and he was one of nine players to allow less than 50 percent of passes to be completed.

COLLEGE

- » Started 47 of 50 career games at the University of Washington posting 195 tackles (151 solo) with a school record 39 passes defensed, 8.5 tackles for loss, and six interceptions.

- » Allowed just eight of 54 pass completions (14.8 percent) on balls thrown in his direction as the Huskies ranked 23rd in the nation in pass defense, allowing 197.3 passing yards per game.
- » As a senior, won both the Sports Radio 950 KJR Most Outstanding Defensive Player and the Guy Flaherty Award (the team's oldest and most prestigious honor).
- » As a team captain in 2012, earned second-team All-American honors from The NFL Draft Report and Fox Sports as well as first-team All-Pac 12 honors after recording 36 tackles (27 solo) with nine passes defended and one interception.
- » In 2011, was named All-Pac 12 Conference honorable mention and won the team's Don James Perseverance Award after starting all 13 games and posting a career-high 64 tackles (46 solo), a team-leading 16 passes defended, two interceptions, two forced fumbles and two fumble recoveries.
- » Earned All-Pac 10 Conference honorable mention as a sophomore in 2010 starting all 13 games and logging 48 tackles (34 solo) with four passes defended, one interception, and one fumble recovery.
- » Made an instant impact as a freshman as he was named to the Sporting News Freshman All-Pac 10 team and earn All-Pac 10 Conference honorable mention in 2009.
- » Spent three games as a reserve cornerback before taking over the starting role for the final nine games posting 47 tackles (44 solo), six passes defended, and two interceptions.

PERSONAL

- » Attended Wilson High School (Tacoma, Wash.) where he was named a first-team all-state selection by the Seattle Times after recording 67 tackles on defense and 12 rushing touchdowns during his senior season.
- » As a junior, he posted 47 tackles and eight interceptions, along with four stops for loss, scoring five times while gaining 440 receiving yards and finding the end zone six more times on 36 carries for 360 yards.
- » Named a red chip prospect by the Seattle Times and a "Northwest Nugget" honorable mention by the Tacoma News-Tribune. Rated the sixth-best overall player in the state of Washington and the country's 56th-best cornerback by Rivals.com.
- » A standout long jumper and triple jumper at Wilson. Took second place in the Class 4A state track meet in the triple jump (46 feet, 5.75 inches) and placed 11th in the long jump (21 feet, 2.25 inches) as a junior in 2008. Also starred on the Rams basketball team.
- » His two older brothers Marcus and Isaiah also played in the NFL. Marcus was selected 11th overall by Seattle in the 2003 NFL Draft and spent 10 years with the Seahawks while Isaiah spent time in the AFL and UFL before breaking into the NFL as a practice squad player with the New York Jets and Philadelphia Eagles.
- » Son of Constance and Lloyd Trufant.

TRUFANT'S CAREER STATISTICS

YEAR	GP/GS	TK	SO	AST	SK	YDS	INT	YDS	LG	TD	PD	FF	FR	YDS	TD
2013	ATL 16/16	74	58	16	0.0	0.0	2	0	0	0	21	1	1	0	0
2014	ATL 16/16	67	57	10	0.0	0.0	3	19	0	0	18	1	1	0	0
2015	ATL 16/16	42	35	7	1.0	9.0	1	0	0	0	11	0	2	24	1
2016	ATL 9/9	30	25	5	2.0	17.0	1	9	9	0	3	2	0	0	0
2017	ATL 11/11	27	23	4	1.0	7.0	2	43	0	0	10	0	3	15	1
TOTAL	68/68	244	202	42	4.0	33.0	9	71	0	0	62	4	7	39	2

TRUFANT'S BEST GAMES

TACKLES	SACKS	INTERCEPTIONS	PASSES DEFENSED
7, Three Times	1, Four Times	1, Nine Times	3, Three Times
Last @ TB (11/9/14)	Last @ NYJ (10/29/17)	Last @ SEA (11/20/17)	Last @ SEA (11/20/17)



Desmond Trufant was selected to his first Pro Bowl in 2015.

2016 GAME-BY-GAME STATISTICS

DATE	OPP	TK	SO	SK	YDS	INT	YDS	FF	FR	PD
9/11	TB	5	5	0.0	0.0	1	9	0	0	1
9/18	@OAK	4	3	0.0	0.0	0	0	0	0	1
9/26	@NO	3	3	1.0	8.0	0	0	0	0	0
10/2	CAR	2	1	0.0	0.0	0	0	0	0	0
10/9	@DEN	3	2	0.0	0.0	0	0	0	0	0
10/16	@SEA	4	2	1.0	9.0	0	0	1	0	0
10/23	SD	1	1	0.0	0.0	0	0	0	0	1
10/30	GB	4	4	0.0	0.0	0	0	0	0	0
11/3	@TB	4	4	0.0	0.0	0	0	1	0	0
11/23	@PHI				INACTIVE					
11/27	ARI				INACTIVE					
12/4	KC				INJURED RESERVE					
12/11	@LA				INJURED RESERVE					
12/18	SF				INJURED RESERVE					
12/24	@CAR				INJURED RESERVE					
1/1	NO				INJURED RESERVE					
TOTALS		30	25	2.0	17.0	1	9	2	0	3
CAREER		213	175	3.0	26.0	7	28	4	4	53

2015 GAME-BY-GAME STATISTICS

DATE	OPP	TK	SO	SK	YDS	INT	YDS	FF	FR	PD
9/14	PHI	0	0	0.0	0.0	0	0	0	0	1
9/20	@NYG	3	1	0.0	0.0	0	0	0	0	0
9/27	@DAL	3	2	0.0	0.0	0	0	0	0	1
10/4	HOU	2	2	0.0	0.0	0	0	0	0	3
10/11	WAS	2	2	0.0	0.0	0	0	0	0	1
10/15	@NO	1	1	0.0	0.0	0	0	0	0	0
10/25	@TEN	1	1	0.0	0.0	0	0	0	0	0
11/1	TB	2	1	0.0	0.0	0	0	0	0	0
11/8	@SF	4	3	0.0	0.0	0	0	0	0	1
11/22	IND	4	4	1.0	9.0	0	0	0	0	2
11/29	MIN	6	6	0.0	0.0	0	0	0	0	0
12/6	@TB	4	2	0.0	0.0	1	0	0	0	1
12/13	@CAR	1	1	0.0	0.0	0	0	0	0	0
12/20	@JAX	3	3	0.0	0.0	0	0	0	0	0
12/27	CAR	3	3	0.0	0.0	0	0	0	0	1
1/3	NO	3	3	0.0	0.0	0	0	0	0	0
TOTALS		42	35	1.0	9.0	1	0	0	0	11
CAREER		129	103	0.0	0.0	7	97	1	1	34

2014 GAME-BY-GAME STATISTICS

DATE	OPP	TK	SO	SK	YDS	INT	YDS	FF	FR	PD
9/7	NO	3	2	0.0	0.0	0	0	0	0	2
9/14	@CIN	2	2	0.0	0.0	0	0	0	0	1
9/18	TB	3	3	0.0	0.0	0	0	0	0	0
9/28	@MIN	4	4	0.0	0.0	0	0	0	0	0
10/5	@NYG	5	5	0.0	0.0	0	0	0	0	0
10/12	CHI	4	4	0.0	0.0	0	0	0	0	1
10/19	@BAL	6	3	0.0	0.0	0	0	0	0	1
10/26	DET	4	0	0.0	0.0	0	0	0	0	2
11/9	@TB	7	6	0.0	0.0	0	0	0	0	1
11/16	@CAR	3	2	0.0	0.0	1	19	0	0	3
11/23	CLE	3	3	0.0	0.0	1	0	0	0	2
11/30	ARI	6	6	0.0	0.0	0	0	0	1	1
12/8	@GB	5	5	0	0	0	0	0	0	1
12/14	PIT	6	6	0.0	0.0	0	0	0	0	0
12/21	@NO	5	5	0.0	0.0	1	0	0	0	2
12/28	CAR	1	1	0.0	0.0	0	0	0	0	1
TOTALS		67	57	0	0	3	19	1	1	18
CAREER		141	115	0.0	0.0	4	19	2	2	39

2013 GAME-BY-GAME STATISTICS

DATE	OPP	TK	SO	SK	YDS	INT	YDS	FF	FR	PD
9/8	@NO	5	4	0.0	0.0	0	0	0	0	1
9/15	STL	3	3	0.0	0.0	0	0	0	0	1
9/22	@MIA	6	1	0.0	0.0	0	0	0	0	1
9/29	NE	6	4	0.0	0.0	0	0	0	0	1
10/7	NYJ	3	3	0.0	0.0	0	0	0	0	1
10/20	TB	7	6	0.0	0.0	0	0	1	0	3
10/27	@ARZ	4	4	0.0	0.0	0	0	0	0	1
11/3	@CAR	7	6	0.0	0.0	1	0.0	0	0	1
11/10	SEA	6	5	0.0	0.0	0	0	0	0	2
11/17	@TB	4	4	0.0	0.0	0	0	0	0	0
11/21	NO	5	4	0.0	0.0	0	0	0	0	0
12/1	@BUF	1	1	0.0	0.0	0	0	0	0	1
12/8	@GB	5	5	0.0	0.0	0	0	0	0	0
12/15	WAS	6	4	0.0	0.0	1	0	0	0	3
12/23	@SF	0	0	0.0	0.0	0	0	0	0	0
12/29	CAR	6	4	0.0	0.0	0	0	0	1	2
TOTALS		74	58	0.0	0.0	1	0	1	1	21
CAREER		74	58	0.0	0.0	1	0	1	1	21

91

COURTNEY UPSHAW
DEFENSIVE TACKLE
ALABAMA
(2ND YEAR WITH FALCONS)



HEIGHT:
6'2"

WEIGHT:
272

BIRTHDATE:
12/13/89

NFL EXP:
6 YRS

ACQUIRED:
FA-'16

TRANSACTIONS

- » Originally selected by the Ravens in the second round (35th overall) of the 2012 NFL Draft.
- » Signed by the Atlanta Falcons as a free agent on March 25, 2016.

2016 (FALCONS)

- » Played in 13 games with five starts, posting 23 tackles (14 solo), one sack, three quarterback hits, one tackle for loss, one forced fumble, one fumble recovery, and one pass defense.

CAREER

- » Has seen action in 86 games with 56 starts and has recorded 202 total tackles (120 solo), 21 tackles for loss, seven passes defended, six sacks, six fumble recoveries, and five forced fumbles.
- » In 2015, totaled 51 tackles (27 solo), adding career highs in sacks (two), PD (two, tied), FFs (two) and FRs (three), for the NFL's eighth-ranked defense (337.4 ypg), which finished No. 2 overall (291.1 ypg) and No. 1 vs. the pass (183.3 ypg) over the season's final eight games.
- » Started and tied a career high with 6 tackles (4 solo) at Hou. (12/21/14).
- » Led all Ravens rookies with a career-high 55 tackles (34 solo), 1.5 sacks (-10 yards), 2 PD and 2 FRs while playing in all 16 games (nine starts) in his rookie year (2012).
- » Started his first-career game (recording a career-high 6 tackles, since tied) at Phi. (9/16/12).
- » Played in his first-career NFL game vs. Cin. (9/10/12).
- » Contributed 42 tackles (25 solo) and one PD for a defense that finished second in the league (tied with Philadelphia) with 49 sacks (Buffalo - 54) in 2014. The Ravens allowed the sixth-fewest points per game (18.9) in 2014.

2017 GAME-BY-GAME STATISTICS

DATE	OPP	TK	SO	SK	YDS	INT	YDS	FF	FR	PD
9/10	@CHI	0	0	0.0	0.0	0	0	0	0	0
9/17	GB	0	0	0.0	0.0	0	0	0	0	0
9/24	@DET				INACTIVE					
10/1	BUF				INACTIVE					
10/15	MIA				INACTIVE					
10/22	@NE	0	0	0.0	0.0	0	0	0	0	0
10/29	@NYJ	0	0	0.0	0.0	0	0	0	0	0
11/5	@CAR	0	0	0.0	0.0	0	0	0	0	0
11/12	DAL	0	0	0.0	0.0	0	0	0	0	0
11/20	@SEA	2	0	0.0	0.0	0	0	1	0	0
11/26	TB	0	0	0.0	0.0	0	0	0	0	0
12/3	MIN	0	0	0.0	0.0	0	0	0	0	0
12/7	NO	-	-	--	--	-	-	-	-	-
12/18	@TB	-	-	--	--	-	-	-	-	-
12/24	@NO	-	-	--	--	-	-	-	-	-
12/31	CAR	-	-	--	--	-	-	-	-	-
TOTALS		2	0	0.0	0.0	0	0	1	0	0
CAREER		202	120	6.0	43.0	0	0	5	6	7

- » Recorded 29 tackles (18 solo), two PD and 1.5 sacks (-13 yards) in 2013.
- » Led all Ravens rookies with a career-high 55 tackles (34 solo), 1.5 sacks (-10 yards), two PD and two FRs as a rookie in 2012. Also contributed five special teams stops in his first season.

COLLEGE

- » Recorded 141 total tackles (88 solo), 17.5 sacks, 36.5 tackles for loss, six forced fumbles, five passes defended, three fumble recoveries, and two defensive touchdowns during his time with the Crimson Tide.
- » Won two national championships at Alabama, and was named the BCS National Championship MVP in 2012.
- » Earned first-team All-American honors by The NFL Draft Report, Football Writers Association, The Sporting News, CBSSports.com, Sports Illustrated and ESPN.com as a senior in 2011 and was a finalist for the Lombardi Award (nation's best LB or interior lineman) and the Butkus Award (nation's top LB)...Ranked third on the team, tying his career high with 52 tackles (37 solo), for National Champion Alabama.

- » Had a team-leading 9.5 sacks (-62 yards), which tied for fourth in the SEC and tied for 16th nationally, en route to earning several All-American and first-team All-Conference honors...Finished second in the SEC and 18th nationally with a team-high 18 TFL (-90 yards), ranking seventh on the school's single-season record list.
- » Registered 2 FFs, 1 PD and intercepted another for a 45-yard TD return...Helped the Crimson Tide lead the nation in rush defense (72.1 ypg), total defense (183.6 ypg) and scoring defense (8.2 ppg) on the way to the National Championship.
- » Earned MVP honors after leading the team with 7 tackles (6 solo) and 1 FF in the BCS National Championship game against LSU.
- » Established a career high with 52 tackles (32 solo), including 51 in the final 10 contests as a junior in 2010...Led the team with 14.5 TFL, including a team-high 7 sacks.
- » Saw action in all 14 games (one start) and recorded 15 tackles (7 solo), including 1 TFL, and 4 QB hurries on the season as a sophomore in 2009.
- » Played in 13 games and netted 22 tackles (12 solo), with 3 TFL, 1 QB pressure and 2 PD as a freshman.

- » Graduated with a degree in human development from Alabama.

PERSONAL

- » Prepped at Eufaula (AL) HS where he started at DE and TE. Rivals.com regarded him as the nation's 12th-best OLB prospect and the ninth-best player in the state, placing a four-star rating on the senior...Earned Alabama Class 5A Lineman of the Year honors from the Alabama Sports Writers Association.
- » Was an ASWA Class 5A All-State selection after posting 150 tackles (95 solo), seven sacks, one INT, three FRs and four PD as a senior... Also caught 20 passes for 496 yards and three TDs...Was a consensus All-State pick as a junior, recording 96 tackles (61 solo) with 12 sacks and three INTs.
- » In 2013, served as a mentor at the Big Brothers Big Sisters of the Greater Chesapeake's MentorZing event...In 2014, Upshaw joined teammate DeAngelo Tyson in donating and distributing 500 books to students at Moravia Park Elementary School (Baltimore City) in an effort to encourage childhood literacy.
- » Visited patients to spread holiday cheer at the Johns Hopkins Children Center.

UPSHAW'S CAREER STATISTICS

YEAR	GP/GS	TK	SO	AST	SK	YDS	INT	YDS	LG	TD	PD	FF	FR	YDS	TD
2012	BAL 16/9	55	34	21	1.5	10.0	0	0	0	0	1	1	2	5	0
2013	BAL 16/13	29	18	11	1.5	13.0	0	0	0	0	2	0	0	0	0
2014	BAL 16/14	42	25	17	0.0	0.0	0	0	0	0	1	0	0	0	0
2015	BAL 16/15	51	29	22	2.0	13.0	0	0	0	0	2	2	3	0	0
2016	ATL 13/5	23	14	9	1.0	7.0	0	0	0	0	1	1	1	0	0
2017	ATL 9/0	2	0	2	0.0	0.0	0	0	0	0	0	1	0	0	0
TOTAL	86/56	202	120	82	6.0	43.0	0	0	0	0	7	3	6	5	0

28

TERRON WARD

RUNNING BACK
OREGON STATE
(3RD YEAR WITH FALCONS)



HEIGHT:
5'7"

WEIGHT:
201

BIRTHDATE:
2/15/92

NFL EXP:
3 YRS

ACQUIRED:
CFA-'15

TRANSACTIONS

- » Signed by the Falcons as a college free agent on May 3, 2015.

2017 (FALCONS)

- » Has played in nine games this season, seeing action on offense and special teams. Has logged 22 carries for 89 yards.

2016 (FALCONS)

- » Played in five games, logging 31 carries for 151 yards (4.9 ypc) while also adding one reception for 11 yards.

CAREER

- » Has seen action in 27 games, logging 82 carries for 335 yards (4.1 yards per carry) with one touchdown. Has also added 12 catches for 92 yards.
- » Played in 13 games as a reserve running back in 2015. Logged 95 yards on 29 carries (3.3 yards per carry) with one touchdown. Added nine receptions for 73 yards. Also provided solid pass protection, helping Matt Ryan throw for more than 4,000 yards.
- » Scored his first career touchdown on an eight-yard run against Houston (10/4). Finished the game with a game-high 72 yards on 19 carries and one score. Also added one reception for 18 yards.

2017 GAME-BY-GAME STATISTICS

DATE	OPP	RUSHING					RECEIVING				
		RUSH	YDS	AVG	LG	TD	REC	YDS	AVG	LG	TD
9/10	@ CHI	0	0	0.0	0	0	0	0	0.0	0	0
9/17	GB	0	0	0.0	0	0	0	0	0.0	0	0
9/24	@ DET	INACTIVE									
10/1	BUF	INACTIVE									
10/15	MIA	0	0	0.0	0	0	0	0	0.0	0	0
10/22	@ NE	0	0	0.0	0	0	0	0	0.0	0	0
10/29	@ NYJ	0	0	0.0	0	0	0	0	0.0	0	0
11/5	@ CAR	0	0	0.0	0	0	0	0	0.0	0	0
11/12	DAL	9	23	2.6	17	0	0	0	0.0	0	0
11/20	@ SEA	6	31	5.2	17	0	1	11	11.0	11	0
11/26	TB	7	35	5.0	14	0	1	-3	-3.0	-3	0
12/3	MIN	0	0	0.0	0	0	0	0	0.0	0	0
12/7	NO	-	-	-	-	-	-	-	-	-	-
12/18	@ TB	-	-	-	-	-	-	-	-	-	-
12/24	@ NO	-	-	-	-	-	-	-	-	-	-
12/31	CAR	-	-	-	-	-	-	-	-	-	-
TOTALS		22	89	4.0	17	0	2	8	4.0	11	0
CAREER		82	335	4.1	45	1	12	92	7.7	18	0

COLLEGE

- » Finished his career with the Beavers with 1,843 rushing yards and 22 rushing touchdowns. Also recorded 87 receptions for 664 receiving yards.
- » He was a key player on the Beavers' special team units as well.

PERSONAL

- » Is a native Antioch, CA and attended De La Salle High School.
- » His brother T.J. Ward is a safety for the Denver Broncos.
- » He majored in new media communication.

56**SEAN WEATHERSPOON**
LINEBACKER
MISSOURI
(7TH YEAR WITH FALCONS)**HEIGHT:**
6'2"**WEIGHT:**
244**BIRTHDATE:**
12/29/87**NFL EXP:**
8 YRS**ACQUIRED:**
FA-'17**TRANSACTIONS**

- » Selected as a first round (19th pick overall) draft choice by Atlanta in 2010.
- » Signed by the Arizona Cardinals on March 11, 2015.
- » Signed by the Atlanta Falcons on March 10, 2016.
- » Signed by the Atlanta Falcons on October 24, 2017.

2016 (FALCONS)

- » Played in four games, posted 27 tackles (21 solo) with two tackles for loss before being placed on injured reserve.

CAREER

- » Has played in 67 career games, including 44 starts while tallying 366 total tackles (267 solo) with eight sacks, 16 passes defensed, two fumble recoveries, one forced fumble, and one interception return for a touchdown.
- » Played in 14 games, posting 11 tackles (nine solo) and helping the Cardinals advance to the NFC Championship game.
- » In four seasons with the Falcons from 2010-15, played in 47 games with 41 starts while posting 336 tackles (223 solo) with eight sacks, 16 passes defensed, two fumble recoveries, one forced fumble, and one interception.
- » Played in seven games with seven starts in 2013. Tallied 43 total tackles (45 solo) with one tackle for loss, one interception, and three passes defensed.
- » Scored his first career touchdown at Green Bay (12/8), returning an interception 71 yards for a score inside the final two minutes of the first half. The touchdown marked Atlanta's third defensive score of the season.

- » Weatherspoon's 71-yard interception-TD was the 11th interception returned at least 70 yards for a score in franchise history and was the longest since CB Asante Samuel returned an interception 79 yards for a touchdown against Oakland in 2013. Finished the game with seven tackles (four solo), one interception and one pass defensed at Green Bay (12/8/13).
- » Claimed a leadership role on the Falcons defense in 2012, taking over play calling duties in his third NFL season. Posted 114 tackles (84 solo), finishing second on the team second behind fellow linebacker Stephen Nicholas.
- » Notched six tackles for loss, while adding three sacks, one interception, one forced fumble, one fumble recovery, and four passes defensed in 2012.
- » Helped the Falcons post one of the League's top scoring defenses in 2012. Atlanta allowed 18.7 points per game, which was the fifth-best mark in League.
- » Had a breakout sophomore season in 2011, starting all 16 games at linebacker and posting career-highs with 127 tackles (86 solo) and 4.0 sacks. Also added one fumble recovery and eight passes defensed.
- » Played in 11 games with six starts in his rookie season in 2010, missing five games due to injury, and contributed with 52 tackles (38 solo) and one sack.
- » Notched a career-high 10 tackles (eight solo) and his first career sack, dragging down Cardinals QB Derek Anderson in a win against Arizona (9/19/10).
- » Posted nine tackles (eight solo) in his NFL debut at Pittsburgh (9/12/10).

COLLEGE

- » A standout linebacker at the University of Missouri where he started each of his final 41 games.

- » Recorded 413 career tackles (240 solo), 12.5 sacks, 43.5 tackles for loss, four interceptions (two returned for touchdowns), five forced fumbles, one fumble recovery and 17 passes defended.
- » Graduated as the third player in school history to lead the team in tackles three times in a career as his 413 stops rank third in school history and 10th on the Big 12 Conference all-time list.
- » As a senior, was voted team captain while earning Butkus Award finalist, Lombardi Award semifinalist and Lott Trophy quarterfinalist honors.
- » Named a first-team All-Big 12 selection from 2007-09 as he averaged 132 tackles per season over that time span.
- » His 155 tackles in 2008 rank second on the Tigers season-record list, while finishing fifth nationally that season.
- » Graduated ranking 13th on the school career chart with 12.5 sacks.
- » Was named a first-team all-district selection as a junior and was chosen as the Class 22-3A Defensive Newcomer of the Year as a sophomore.
- » Was an all-state selection in track and an all-district honoree in basketball.
- » Cousin of former WNBA star, Teresa Weather- spoon.
- » His full name is Franklin De'Sean Weather- spoon.
- » A native of Jasper, Texas.
- » In 2012, hosted a youth football camp at Flowery Branch High School for the local youth to participate. Weatherspoon was joined by several NFL players, including teammates Shann Schillinger, William Moore and Thomas De- Coud.
- » Participated in Fashion Funds the Cure, a fashion show to benefit the Rally Foundation, a local childhood cancer research foundation. Falcons players served as escorts and models with local children who have been afflicted with cancer.
- » In 2010, was a participant in the Atlanta Fal- cons Rookie Club sponsored by UnitedHealth- care of Georgia, this program gives the players the opportunity to take part in several chari- table events.

PERSONAL

- » Attended Jasper High School and was named the Texas District 22-3A Player of the Year as a senior after recording 98 tackles, eight tackles for loss, four sacks and two interceptions.
- » Added second-team all-state honors while competing as a receiver. Finished with 27 catches for 428 yards and seven touchdowns.

15

NICK WILLIAMS
WIDE RECEIVER
CONNECTICUT
 (3RD YEAR WITH FALCONS)



HEIGHT:
5'10"

WEIGHT:
184

BIRTHDATE:
11/23/90

NFL EXP:
4 YRS

ACQUIRED:
FA-'15

TRANSACTIONS

- » Originally signed as a college free agent by the Washington Redskins on May 2, 2013.
- » Signed by the Falcons as a free agent on February 24, 2015.

2017 (FALCONS)

- » Caught three passes for 30 yards against Buffalo in Week 3.

2016 (FALCONS)

- » Signed to the active roster on December 9, 2016.
- » Caught four passes for 49 yards in Atlanta's Week 14 win at Los Angeles (12/11).
- » Played in two games, catching five passes for 59 yards (11.8 yards per catch).

CAREER

- » Has played in 21 games in three NFL seasons, catching 25 passes for 233 yards and two touchdowns.
- » Saw action in 14 games in 2015. Caught 17 passes for 159 yards (9.4 yards per catch) with two touchdowns in his first season in Atlanta.
- » Has played in 21 career games, five in Washington and 16 in Atlanta, catching 25 passes for 233 yards with two touchdowns.

COLLEGE

- » Appeared in 42 games at UConn from 2009-12. Recorded 43 career receptions for 588 yards and two receiving touchdowns; 11 career rushing attempts for 43 yards and one rushing touchdown.
- » Amassed 2,045 yards on 79 career kick returns with two touchdowns, an average of 25.9 yards per return with a career long of 100 yards. Also had 52 punt returns for 470 yards with two touchdowns and a long of 80 yards.

2017 GAME-BY-GAME STATISTICS

DATE	OPP	RECEIVING					RUSHING				
		REC	YDS	AVG	LG	TD	RUSH	YDS	AVG	LG	TD
9/10	@ CHI	INACTIVE									
9/17	GB	INACTIVE									
9/24	@ DET	INACTIVE									
10/1	BUF	3	30	10.0	14	0	0	0	0.0	0	0
10/15	MIA	INACTIVE									
10/22	@ NE	INACTIVE									
10/29	@ NYJ	INACTIVE									
11/5	@ CAR	INACTIVE									
11/12	DAL	INACTIVE									
11/20	@ SEA	INACTIVE									
11/26	TB	INACTIVE									
12/3	MIN	INACTIVE									
12/7	NO	-	-	-	-	-	-	-	-	-	-
12/18	@ TB	-	-	-	-	-	-	-	-	-	-
12/24	@ NO	-	-	-	-	-	-	-	-	-	-
12/31	CAR	-	-	-	-	-	-	-	-	-	-
TOTALS		3	30	10.0	14	0	0	0	0.0	0	0
CAREER		28	263	9.4	29	2	0	0	0.0	0	0

- » Holds the school record for career kickoff return yards (2,045) and ranks second in yards per return (25.9). He is the only player in UConn history with at least two kickoff returns and two punt returns for touchdowns in a career.
- » As a senior in 2012, earned second-team All-Big East honors after finishing with 253 punt return yards and two touchdowns. Had 334 receiving yards and one rushing touchdown.
- » In 2011, appeared in 12 games as the primary kickoff returner for UConn with 37 returns for 920 yards and an average of 24.9 yards per return.
- » In 2010, finished ranked first in the nation in kickoff returns with a single season record 35.29 yards per return, earning first-team All-Big East honors.
- » Was only the second player in school history to have two kickoff returns for a touchdown in a single season.
- » In 2009, appeared in seven games as a true freshman.

PERSONAL

» Attended the Hun School in Princeton, NJ. As a senior in 2008, was named the Trenton Times Player of the Year. Earned all-conference honors on both offense and defense as a junior and

senior. As a sophomore, in 2006 earned all-conference honors on defense with 11 interceptions.

» Was an economics major at UConn.

33**BLIDI WREH-WILSON**
CORNERBACK
CONNECTICUT
(2ND YEAR WITH FALCONS)**HEIGHT:**
6'1"**WEIGHT:**
190**BIRTHDATE:**
12/5/89**NFL EXP:**
4 YRS**ACQUIRED:**
FA-'16**TRANSACTIONS**

- » Signed by the Tennessee Titans in the third round (70th overall) of the 2013 NFL Draft.
- » Signed by the Atlanta Falcons on November 29, 2016.

2017 (FALCONS)

- » Made his first start as a Falcon in Week 13 against the Vikings, logging two tackles and one pass defense.

2016 (FALCONS)

- » Played in one game with the Falcons in 2016.

CAREER

- » In 2014, Wreh-Wilson started 11 games at cornerback and ranked second on the team with 10 passes defended. He notched 57 tackles, an interception and a quarterback pressure.
- » As a rookie in 2013, Wreh-Wilson played in 13 games in a reserve role and contributed nine tackles, one tackle for loss, one pass defended and one forced fumble. On special teams, he added five tackles and one forced fumble.
- » As a senior at Connecticut, Wreh-Wilson started 11 games and was named the team's Most Valuable Player after contributing 47 tackles and an interception.

COLLEGE

- » In four seasons at the University of Connecticut, Wreh-Wilson played in 46 games with 39 starts. He posted 181 total tackles, a half sack, three tackles for loss, eight interceptions, 27 passes defended and a fumble recovery. He returned two of his interceptions for touchdowns.

- » As a senior (2012), played in and started 11 games. Totaled 47 tackles, an interception and nine passes defended. Honored as the team's Most Valuable Player and named second-team All-Big East.
- » As a junior (2011), played in eight contests with seven starts and contributed 37 tackles, a half sack, two tackles for loss and two interceptions. Missed five games after suffering a knee injury in the Buffalo game (Sept. 24) and returned for the final three contests.
- » As a sophomore (2010), started all 13 games (career high) for the Huskies at cornerback and had four interceptions, including two he returned for touchdowns. Added 57 tackles, a tackle for loss, five passes defended and a 24-yard fumble return.
- » As a redshirt freshman (2009), played in all 13 games with nine starts, including starts in the final seven games of the season. Posted 40 tackles, one interception and six passes defended.
- » Redshirted in 2008.
- » Graduated in December 2012 with a double major in economics and agricultural resource economics.

PERSONAL

- » Single, splits time between Nashville and Edinboro, Pa.
- » Attended General McLane (Edinboro, Pa.) High School, where he was an honorable mention All-State pick as a senior—his only season playing high school football. Also named All-District and All-Region in 2007. Named to the Meadville Tribune's Dream Team.

- » As a senior running back for his high school team, averaged 11.2 yards on 37 carries (413 yards) with six touchdowns and added 18 receptions for 307 yards (17.1 avg.) and four touchdowns. As a cornerback, he registered 32 tackles with three interceptions and seven pass deflections. He also returned 14 kickoffs for 365 yards (26.1 avg.) with two scores and averaged 10.0 yards per punt return.
- » Also participated on the soccer, basketball and track teams in high school.
- » Born Blidi Bertrand Wreh-Wilson on Dec. 5, 1989 in Malden, Mass.



ATLANTA FALCONS
ROOKIES

98**TAKKARIST MCKINLEY**
DEFENSIVE END
UCLA**HEIGHT:**
6"4'**WEIGHT:**
230**BIRTHDATE:**
11/22/95**NFL EXP:**
R**ACQUIRED:**
D1-'17

TRANSACTIONS

- » Selected by the Falcons in the first round (26th overall) of the 2017 NFL Draft.

2017 (FALCONS)

- » Has collared 16 tackles (13 solo) with eight-quarterback hits, four tackles for loss, four sacks, one forced fumble, and one pass defense in four games.
- » Made his first start and dropped QB Matthew Stafford for his first career sack in a Week 3 win at Detroit.

COLLEGE

- » Played in 34 games over three seasons at UCLA, totaling 102 tackles (80 solo) with 29 tackles for loss, 17 sacks, 10 passes defended, six forced fumbles, and one fumble recovery.
- » Earned first-team All Pac-12 honors in 2016, finishing the season with 10 sacks which ranked third in the Pac-12 and his 18 tackles for loss ranked second in the conference.
- » Appeared in 13 games and made 12 starts along the defensive line in 2015. Finished the year tied for 10th on the team in tackles (35), third on the team with 7.5 tackles for loss and 4.0 sacks.
- » Entered UCLA in the fall quarter of 2014, after transferring from Contra Costa College. Saw action in 10 games, with one start, credited with six tackles, 3.5 for loss and 2.5 sacks.
- » Attended Contra Costa College and played one season of football. Was named first-team all-league after totaling 33 tackles, 18 for loss, and 10 sacks.

2017 GAME-BY-GAME STATISTICS

DATE	OPP	TK	SO	SK	YDS	INT	YDS	FF	FR	PD
9/10	@CHI	2	1	0.0	0.0	0	0	0	0	0
9/17	GB	0	0	0.0	0.0	0	0	0	0	0
9/24	@DET	2	2	1.0	3.0	0	0	0	0	1
10/1	BUF	0	0	0.0	0.0	0	0	0	0	0
10/15	MIA	1	1	0.0	0.0	0	0	0	0	0
10/22	@NE	0	0	0.0	0.0	0	0	0	0	0
10/29	@NYJ	2	2	1.0	7.0	0	0	1	0	0
11/5	@CAR	0	0	0.0	0.0	0	0	0	0	0
11/12	DAL	3	3	0.0	0.0	0	0	0	1	0
11/20	@SEA	2	2	1.0	10.0	0	0	0	0	0
11/26	TB	2	1	1.0	4.0	0	0	0	0	0
12/3	MIN	2	1	1.0	11.0	0	0	0	0	0
12/7	NO	-	-	--	--	-	-	-	-	-
12/18	@TB	-	-	--	--	-	-	-	-	-
12/24	@NO	-	-	--	--	-	-	-	-	-
12/31	CAR	-	-	--	--	-	-	-	-	-
TOTALS		16	13	4.0	24.0	0	0	1	1	1
CAREER		16	13	4.0	24.0	0	0	1	1	0

PERSONAL

- » Played football for coach Mack Cariminer at Kennedy High School in Richmond, California. Credited with 60 tackles in his senior season and 11 sacks. Totaled 15 sacks among his 50 tackles as a junior. Was also a standout on the track, making it to the state meet in the 100 and 200 meter events in his junior and senior seasons.
- » Full Name: Takkarist Jaune McKinley...Parents: Sylvester and Peggy Wiggins...Born in Oakland, California...Has one brother Sylvester III and a sister, Marie...Ran a 10.58 100 meters in his first year running on the track...Hobbies include running...Afro-American Studies major.

MCKINLEY'S COLLEGE STATISTICS

YEAR	GP/GS	TK	SO	AST	SK	YDS	INT	YDS	LG	TD	PD	FF	FR	YDS	TD
2014 UCLA	10/-	6	3	3	2.5	26.0	0	0	0	0	0	1	0	0	0
2015 UCLA	13/-	35	28	7	4.5	38.0	0	0	0	0	4	2	0	0	0
2016 UCLA	11/-	61	49	12	10.0	54.0	0	0	0	0	6	3	1	0	0
TOTAL	34/-	102	80	22	17.0	118.0	0	0	0	0	10	6	1	0	0



The Falcons selected DE Takkarist McKinley 26th overall in the 2017 NFL Draft.

42

DUKE RILEY

LINEBACKER
LSU



HEIGHT:
6"1'

WEIGHT:
230

BIRTHDATE:
8/9/94

NFL EXP:
R

ACQUIRED:
D3-'17

TRANSACTIONS

- » Selected by the Falcons in the third round (75th overall) of the 2017 NFL Draft.

2017 (FALCONS)

- » Made his NFL debut and first career start in Atlanta's season opening win at Chicago. Has tallied 20 tackles (nine solo) in seven games this season.

COLLEGE

- » Emerged as a defensive standout for the Tigers as a senior in 2016 after playing a significant role on special teams during his first three years with the program.
- » Played in 50 games with 13 starts during his career. Accumulated 144 tackles, 10.0 tackles for loss and 1.5 sacks while adding three quarterback hurries, one interception, and two fumble recoveries.
- » Was voted as LSU's most valuable player and was cited as one of three permanent defensive team captains for the Tigers in 2016.
- » Took over as a starter at outside linebacker for the Tigers as a senior in 2016 and quickly became one of the leaders on the LSU defense. Started all 12 games for the Tigers and finished with 93 tackles, 9.0 tackles for loss and 1.5 sacks. Led the Tigers in total tackles (93) and ranked second on team in solo tackles (40).
- » Key member of LSU defense that allowed an FBS best 16 touchdowns all season, just 1.33 a contest. LSU also ranked second in the SEC in scoring defense (15.8 points per game), rushing defense (117.2 yards per game) and total defense (293.0 yards per game) and third in the league in pass defense (197.2 yards per game).
- » Played in all 12 games as a junior, seeing time as a reserve linebacker and also on special teams units. Was one of the team's leading tacklers on special teams coverage and finished the year with 24 tackles.

2017 GAME-BY-GAME STATISTICS

DATE	OPP	TK	SO	SK	YDS	INT	YDS	FF	FR	PD
9/10	@CHI	5	3	0.0	0.0	0	0	0	0	0
9/17	GB	5	3	0.0	0.0	0	0	0	0	0
9/24	@DET	0	0	0.0	0.0	0	0	0	0	0
10/1	BUF	2	0	0.0	0.0	0	0	0	0	0
10/15	MIA	6	1	0.0	0.0	0	0	0	0	0
10/22	@NE	1	1	0.0	0.0	0	0	0	0	0
10/29	@NYJ				INACTIVE					
11/5	@CAR				INACTIVE					
11/12	DAL				INACTIVE					
11/20	@SEA				INACTIVE					
11/26	TB	1	1	0.0	0.0	0	0	0	0	0
12/3	MIN	0	0	0.0	0.0	0	0	0	0	0
12/7	NO	-	-	--	--	-	-	-	-	-
12/18	@TB	-	-	--	--	-	-	-	-	-
12/24	@NO	-	-	--	--	-	-	-	-	-
12/31	CAR	-	-	--	--	-	-	-	-	-
TOTALS		20	9	0.0	0.0	0	0	0	0	0
CAREER		20	9	0.0	0.0	0	0	0	0	0

- » Saw action in all 13 games with one start as a sophomore and played in 13 games on special teams as a freshman in 2013.

PERSONAL

- » Honored as the 2012 Most Outstanding Defensive Player in Class 2A by the Louisiana Sports Writers Association. Also named to the 2012 Class 2A All-State Team by LSWA after recording 124 tackles in his senior season.
- » Led John Curtis to the Class 2A State Championship in his junior and senior seasons. Racked up 10 total tackles and scored a touchdown on a 80-yard fumble recovery in the 2012 Class-2A State Championship Game.
- » Parents are Kesha Riley and Duke Bergham. Majoring in sport administration

RILEY'S COLLEGE STATISTICS

YEAR	GP/GS	TK	SO	AST	SK	YDS	INT	YDS	LG	TD	PD	FF	FR	YDS	TD
2013	LSU	13/0	7	1	6	0	0	0	0	0	0	0	0	0	0
2014	LSU	13/1	20	6	14	0	0	0	0	0	0	0	1	0	0
2015	LSU	12/0	24	12	12	0	0	0	0	0	0	0	0	0	0
2016	LSU	12/12	93	40	53	1.5	14	1	3	3	0	1	0	1	0
TOTAL		50/13	144	59	85	1.5	14	1	3	3	0	1	0	2	0



Duke Riley led the LSU Tigers in tackles with 93 as a senior in 2016.

64**SEAN HARLOW**
GUARD
OREGON STATE**HEIGHT:**
6"4'**WEIGHT:**
284**BIRTHDATE:**
3/28/95**NFL EXP:**
R**ACQUIRED:**
D4-'17**TRANSACTIONS**

- » Selected by the Falcons in the fourth round (136th overall) of the 2017 NFL Draft.

COLLEGE

- » Started 37 career games, including 23 at left tackle and 14 at right tackle.
- » As a senior, served as a team captain and started final nine games of the season at left tackle. Helped the Beavers set the OSU single-season record with 5.2 yards per carry and was named second team All Pac-12
- » Was a preseason Pac-12 third team selection by *Phil Steele* as a junior.
- » Started all 12 games on the offensive line during his sophomore season. Started the final nine games of his freshman season.

PERSONAL

- » His father, Pat Harlow, was selected 11th overall by the New England Patriots in the 1991 NFL Draft. He played eight seasons with New England and Oakland.
- » Was an All-CIF, all-county and All-South Coast League selection as a junior and senior at San Clemente High School.

27**DAMONTAE KAZEE**
DEFENSIVE BACK
SAN DIEGO STATE**HEIGHT:**
5"11'**WEIGHT:**
190**BIRTHDATE:**
6/5/93**NFL EXP:**
R**ACQUIRED:**
D5a-'17**TRANSACTIONS**

- » Selected by the Falcons in the fifth round (149th overall) of the 2017 NFL Draft.

2017 (FALCONS)

- » Made his NFL debut in Atlanta's season opening win at Chicago. Started and led the team with nine tackles (four solo) and one forced fumble in Week 3 against Buffalo.

COLLEGE

- » Started the final 41 games of his career at right cornerback and is SDSU's all-time leader with 17 interceptions.
- » He finished his career ranked sixth with 30 PBUs, tied for sixth with six forced fumbles and seventh in interception yards (214).
- » The first player in program history to record six-or-more interceptions in consecutive seasons and a two-time Mountain West Defensive Player of the Year (2015 & 2016).
- » Earned his second straight Mountain West Defensive Player of the Year award after having 65 tackles (45 solo), three tackles for loss, seven interceptions for 156 yards and one touchdown during his senior season. Also added eight pass breakups and a quarterback hurry.
- » Was named the Mountain West Defensive Player of the Year by the league's coaches and media as a junior, the first SDSU player to be named the MW Defensive Player of the Year since Kirk Morrison won it in back-to-back seasons in 2003-04.
- » Recorded 75 tackles (team-high 58 solo), a team-best eight interceptions, 5.5 tackles for loss, seven pass breakups and two forced fumbles in 14 starts in 2015.
- » A second-team all-Mountain West selection as a sophomore. Started all 13 games for SDSU, making 58 tackles (40 solo), with a team-high

2017 GAME-BY-GAME STATISTICS

DATE	OPP	TK	SO	SK	YDS	INT	YDS	FF	FR	PD
9/10	@CHI	0	0	0.0	0.0	0	0	0	0	0
9/17	GB	0	0	0.0	0.0	0	0	0	0	0
9/24	@DET	0	0	0.0	0.0	0	0	0	0	0
10/1	BUF	9	4	0.0	0.0	0	0	1	0	0
10/15	MIA	0	0	0.0	0.0	0	0	0	0	0
10/22	@NE	0	0	0.0	0.0	0	0	0	0	0
10/29	@NYJ	0	0	0.0	0.0	0	0	0	0	0
11/5	@CAR	0	0	0.0	0.0	0	0	0	0	0
11/12	DAL	0	0	0.0	0.0	0	0	0	0	0
11/20	@SEA	1	1	0.0	0.0	0	0	0	0	0
11/26	TB	5	3	0.0	0.0	0	0	0	0	0
12/3	MIN	-	-	--	--	-	-	-	-	-
12/7	NO	-	-	--	--	-	-	-	-	-
12/18	@TB	-	-	--	--	-	-	-	-	-
12/24	@NO	-	-	--	--	-	-	-	-	-
12/31	CAR	-	-	--	--	-	-	-	-	-
TOTALS		15	8	0.0	0.0	0	0	1	0	0
CAREER		15	8	0.0	0.0	0	0	1	0	0

13 pass breakups, an interception, a fumble recovery, 4.0 TFL and two quarterback hurries.

- » Had 41 tackles (28 solo), four forced fumbles, 3.0 TFL, two pass breakups, an interception, a sack and a blocked kick as a redshirt freshman in 2013.

PERSONAL

- » Three-time all-CIF athlete who played both sides of the ball at Cajon High in San Bernardino, California. Helped the Cowboys to a 9-2 overall record as a senior in 2011, including a 6-1 mark in league play. Recorded 27 tackles, two interceptions and a forced fumble on defense during his senior year.
- » Lettered in football, basketball and track at Cajon.
- » Son of Latrease and Walter Kazee. Has three brothers and two sisters. Brother, Walter, was a four-year running back for the Aztecs from 2009-12.
- » Majoring in criminal justice.

HAZEE'S COLLEGE STATISTICS

YEAR	GP/GS	TK	SO	AST	SK	YDS	INT	YDS	LG	TD	PD	FF	FR	YDS	TD
2013 SDSU	12/0	40	27	13	0.0	0.0	1	0	0	0	2	3	0	0	0
2014 SDSU	13/13	58	40	18	0.0	0.0	1	0	0	0	12	0	1	0	0
2015 SDSU	14/14	75	58	17	0.0	0.0	8	58	-	1	7	2	0	0	0
2016 SDSU	14/14	67	46	21	0.0	0.0	7	156	-	1	8	1	0	0	0
TOTAL	53/41	240	46	21	0.0	0.0	17	214	-	2	29	6	1	0	0



Damontrae Kazez picked off 17 passes in four years at SDSU.

85**ERIC SAUBERT**
TIGHT END
DRAKE

HEIGHT: 6"4'	WEIGHT: 242	BIRTHDATE: 5/1/94	NFL EXP: R	ACQUIRED: D5c-'17
-------------------------------	------------------------------	------------------------------------	-----------------------------	------------------------------------

TRANSACTIONS

- » Selected by the Falcons in the fifth round (174th overall) of the 2017 NFL Draft.

2017 (FALCONS)

- » Made his NFL debut in Atlanta's season opening win at Chicago.

COLLEGE

- » Earned his fourth All-PFL accolade of his career after being named first-team PFL. Ranked 19th in the nation 10 receiving touchdowns. Was second among tight ends with 70.5 receiving yards per game. Recorded 56 receptions for 776 receiving yards.
- » Named to FCS ADA All-America team, AP FCS All-America third-team selection, and third-team honoree for the STATS FCS All-America team. Earned All-PFL first team honors, led the team with 48 receptions. Also tallied 506 receiving yards and six touchdowns.

- » Earned honorable mention All-PFL honors after totaling 32 receptions for 348 yards and two touchdowns in 2014.
- » Named first team All-PFL and was second on the team in receiving with 47 catches for 549 yards. Scored two touchdowns and averaged 49.9 yards receiving per game.

PERSONAL

- » Two-year football letterwinner at Hoffman Estates. Earned a spot on the A-Honor Roll as well as an Outstanding Service Award from Hoffman Estates High School.
- » Son of Michael and Kimberly Saubert.

41**QUINCY MAUGER**
SAFETY
GEORGIA**HEIGHT:**
6'0"**WEIGHT:**
206**BIRTHDATE:**
3/4/95**NFL EXP:**
R**ACQUIRED:**
FA-'17**TRANSACTIONS**

- » Signed by the Atlanta Falcons as a college free agent following the 2017 NFL Draft.
- » Placed on injured reserve on September 2, 2017.

COLLEGE

- » Played four years at the University of Georgia where he totaled 187 tackles (129 solo) with seven interceptions, one half sack, 5.5 tackles for loss, 12 passes defended, and one forced fumble.

PERSONAL

- » The Marietta native was an AJC Class AAAAA All-State selection at Kell High School. Played both safety and WR during his senior season, recording 46 total tackles and one interception, and 18 catches for 325 yards and one touchdown. Helped Kell to a 9-1 record and the Class AAAAA Region 7 Championship.



ATLANTA FALCONS
GAMEBOOK

National Football League Game Summary

NFL Copyright © 2017 by The National Football League. All rights reserved. This summary and play-by-play is for the express purpose of assisting media in their coverage of the game; any other use of this material is prohibited without the written permission of the National Football League. Updated: 12/4/2017

Date: Sunday, 12/3/2017

Minnesota Vikings at Atlanta Falcons
at Mercedes-Benz Stadium, Atlanta, GA

Start Time: 1:02 PM EST

Game Day Weather

Played Domed, closed on Turf: FieldTurf360

Officials

Referee: Allen, Brad (122)	Umpire: Bryan, Fred (11)	Down Judge: Mello, Jim (48)
Line Judge: Bolinger, Brian (40)	Field Judge: Hill, Tom (97)	Side Judge: Walker, Jabir (26)
Back Judge: Hochuli, Shawn (83)	Replay Official: Lapetina, Jim (0)	

Lineups

Minnesota Vikings			Atlanta Falcons				
Offense		Defense	Offense		Defense		
WR 19	A.Thielen	LE 99	D.Hunter	WR 11	Ju.Jones	DE 50	B.Reed
LT 71	R.Reiff	DT 92	T.Johnson	LT 70	J.Matthews	DT 92	D.Poe
LG 62	N.Easton	NT 98	L.Joseph	LG 67	A.Levitre	DT 97	G.Jarrett
C 65	P.Elflein	RE 97	E.Griffen	C 51	A.Mack	DE 90	D.Shelby
RG 61	J.Berger	WLB 42	B.Gedeon	RG 71	W.Schweitzer	LB 44	V.Beasley
RT 69	R.Hill	MLB 54	E.Kendricks	RT 73	R.Schraeder	LB 45	D.Jones
TE 82	K.Rudolph	SLB 55	A.Barr	TE 80	L.Toilolo	LB 59	D.Campbell
WR 14	S.Diggs	LCB 26	T.Waynes	WR 12	M.Sanu	CB 23	R.Alford
QB 7	C.Keenum	RCB 29	X.Rhodes	QB 2	M.Ryan	CB 33	B.Wreh-Wilson
TE 89	D.Morgan	SS 34	A.Sendejo	RB 24	D.Freeman	S 37	R.Allen
HB 25	L.Murray	FS 22	H.Smith	FB 40	D.Coleman	S 22	K.Neal

Substitutions

K 2 K.Forbath, P 4 R.Quigley, WR 11 L.Treadwell, WR 17 J.Wright, WR 18 M.Floyd, CB 20 M.Alexander, RB 21 J.McKinnon, CB 23 T.Newman, CB 24 T.Brock, S 27 J.Kearse, FB 30 C.Ham, CB 35 M.Sherels, LB 40 K.Brothers, S 41 A.Harris, LS 47 K.McDermott, LB 50 E.Wilson, LB 59 E.Lamur, G 75 J.Sirles, TE 81 B.Bell, DE 91 S.Weatherly, DT 93 S.Stephen, DE 96 B.Robison

Substitutions

K 3 M.Bryant, P 5 M.Bosher, WR 14 J.Hardy, WR 17 M.Hall, WR 18 T.Gabriel, WR 19 A.Roberts, S 20 S.Neasman, RB 26 T.Coleman, S 27 D.Kazee, RB 28 T.Ward, CB 29 C.Goodwin, S 36 K.Ishmael, LB 42 D.Riley, LS 47 J.Harris, LB 53 L.Reynolds, G 63 B.Garland, T 74 T.Sambrailo, DT 79 A.Rubin, TE 81 A.Hooper, TE 85 E.Saubert, DT 91 C.Upshaw, DE 98 T.McKinley, DE 99 A.Clayborn

Did Not Play

QB 5 T.Bridgewater, G 63 D.Isidora

Did Not Play

QB 8 M.Schaub

Not Active

QB 1 K.Sloter, WR 13 S.Coley, RB 31 M.Brown, T 74 M.Remmers, T 76 A.Collins, DE 90 T.Bower, DT 94 J.Johnson

Not Active

WR 15 N.Williams, CB 21 D.Trufant, RB 25 T.Magee, CB 34 B.Poole, LB 56 S.Weatherspoon, G 64 S.Harlow, T 68 A.Pasztor

Field Goals (made () & missed)

M.Bryant (38) (36) (47) 45WL

		1	2	3	4	OT	Total
VISITOR:	Minnesota Vikings	0	7	0	7	0	14
HOME:	Atlanta Falcons	3	3	3	0	0	9

Scoring Plays

Team	Qtr	Time	Play Description (Extra Point) (Drive Info)	Visitor	Home
Falcons	1	5:24	M.Bryant 38 yd. Field Goal (15-58, 7:24)	0	3
Vikings	2	10:01	J.McKinnon 2 yd. pass from C.Keenum (K.Forbath kick) (9-53, 5:04)	7	3
Falcons	2	5:47	M.Bryant 36 yd. Field Goal (8-65, 4:14)	7	6
Falcons	3	11:57	M.Bryant 47 yd. Field Goal (7-46, 3:03)	7	9
Vikings	4	14:56	K.Rudolph 6 yd. pass from C.Keenum (K.Forbath kick) (15-89, 8:15)	14	9

Paid Attendance: 71,185

Time: 2:44

Minnesota Vikings vs Atlanta Falcons
12/3/2017 at Mercedes-Benz Stadium

Final Team Statistics

	Visitor Vikings	Home Falcons
TOTAL FIRST DOWNS	22	15
By Rushing	6	5
By Passing	15	8
By Penalty	1	2
THIRD DOWN EFFICIENCY	6-12-50%	1-10-10%
FOURTH DOWN EFFICIENCY	0-0-0%	1-1-100%
TOTAL NET YARDS	312	275
Total Offensive Plays (inc. times thrown passing)	63	51
Average gain per offensive play	5.0	5.4
NET YARDS RUSHING	105	102
Total Rushing Plays	31	22
Average gain per rushing play	3.4	4.6
Tackles for a loss-number and yards	1-2	1-2
NET YARDS PASSING	207	173
Times thrown - yards lost attempting to pass	2-20	0-0
Gross yards passing	227	173
PASS ATTEMPTS-COMPLETIONS-HAD INTERCEPTED	30-25-0	29-16-0
Avg gain per pass play (inc.# thrown passing)	6.5	6.0
KICKOFFS Number-In End Zone-Touchbacks	3-2-1	4-3-2
PUNTS Number and Average	5-45.0	4-49.3
Had Blocked	0	0
FGs - PATs Had Blocked	0-0	0-0
Net Punting Average	43.4	46.8
TOTAL RETURN YARDAGE (Not Including Kickoffs)	10	8
No. and Yards Punt Returns	1-10	2-8
No. and Yards Kickoff Returns	2-51	2-45
No. and Yards Interception Returns	0-0	0-0
PENALTIES Number and Yards	6-51	7-55
FUMBLES Number and Lost	0-0	0-0
TOUCHDOWNS	2	0
Rushing	0	0
Passing	2	0
EXTRA POINTS Made-Attempts	2-2	0-0
Kicking Made-Attempts	2-2	0-0
FIELD GOALS Made-Attempts	0-0	3-4
RED ZONE EFFICIENCY	2-3-67%	0-1-0%
GOAL TO GO EFFICIENCY	2-3-67%	0-0-0%
SAFETIES	0	0
FINAL SCORE	14	9
TIME OF POSSESSION	34:02	25:58

Ball Possession And Drive Chart

Minnesota Vikings

#	Time Recd	Time Lost	Time Poss	How Ball Obtained	Drive Began	# Play	Yds Gain	Yds Pen	Net Yds	1st Down	Last Scrm	How Given Up
1	15:00	12:48	2:12	Kickoff	MIN 24	4	20	0	20	1	MIN 44	Punt
2	5:24	1:33	3:51	Kickoff	MIN 25	8	22	5	27	3	ATL 48	Punt
3	0:05	10:01	5:04	Punt	MIN 47	9	53	0	53	4	* ATL 2	Touchdown
4	5:47	3:49	1:58	Kickoff	MIN 25	3	-9	5	-4	0	MIN 21	Punt
5	1:44	0:00	1:44	Punt	MIN 9	7	60	0	60	4	50	End of Half
6	11:57	9:40	2:17	Kickoff	MIN 30	3	12	-15	-3	0	MIN 27	Punt
7	8:11	14:56	8:15	Punt	MIN 11	15	89	0	89	6	* ATL 6	Touchdown
8	13:15	9:32	3:43	Punt	MIN 27	5	13	-15	-2	1	MIN 25	Punt
9	4:58	0:00	4:58	Missed FG	MIN 35	9	52	0	52	3	* ATL 12	End of Game

(233) Average MIN 26

Atlanta Falcons

#	Time Recd	Time Lost	Time Poss	How Ball Obtained	Drive Began	# Play	Yds Gain	Yds Pen	Net Yds	1st Down	Last Scrm	How Given Up
1	12:48	5:24	7:24	Punt	ATL 22	15	77	-19	58	3	MIN 20	Field Goal
2	1:33	0:05	1:28	Punt	ATL 2	3	6	0	6	0	ATL 8	Punt
3	10:01	5:47	4:14	Kickoff	ATL 17	8	70	-5	65	4	* MIN 18	Field Goal
4	3:49	1:44	2:05	Punt	ATL 32	5	17	0	17	1	ATL 49	Punt
5	15:00	11:57	3:03	Kickoff	ATL 25	7	41	5	46	3	MIN 29	Field Goal
6	9:40	8:11	1:29	Punt	ATL 29	4	16	-10	6	1	ATL 35	Punt
7	14:56	13:15	1:41	Kickoff	ATL 23	3	4	0	4	0	ATL 27	Punt
8	9:32	4:58	4:34	Punt	ATL 29	10	44	0	44	3	MIN 27	Missed FG

(179) Average ATL 22

* inside opponent's 20

Time of Possession by Quarter

	1st	2nd	3rd	4th	OT	Total
Visitor Minnesota Vikings	6:08	8:41	10:28	8:45		34:02
Home Atlanta Falcons	8:52	6:19	4:32	6:15		25:58

Kickoff Drive No.-Start Average

Vikings: 4 - MIN 26 Falcons: 3 - ATL 22

First Quarter

12/3/2017

Play By Play

ATL wins the coin toss and elects to defer. MIN elects to Receive, and ATL elects to defend the west goal.

M.Bosher kicks 60 yards from ATL 35 to MIN 5. M.Sherels to MIN 24 for 19 yards (L.Reynolds).

Minnesota Vikings at 15:00, (1st play from scrimmage 14:56)

1-10-MIN 24	(14:56) C.Keenum pass short right to S.Diggs to MIN 37 for 13 yards (D.Jones).	P1
<u>1-10-MIN 37</u>	(14:14) L.Murray left guard to MIN 38 for 1 yard (B.Reed; G.Jarrett).	
2-9-MIN 38	(13:34) (Shotgun) J.McKinnon left guard to MIN 44 for 6 yards (D.Poe).	
3-3-MIN 44	(13:01) C.Keenum pass incomplete short left to S.Diggs (R.Alford) [A.Clayborn].	
4-3-MIN 44	(12:55) R.Quigley punts 34 yards to ATL 22, Center-K.McDermott, fair catch by A.Roberts.	

Atlanta Falcons at 12:48

1-10-ATL 22	(12:48) M.Ryan pass incomplete short left to Ju.Jones.	
2-10-ATL 22	(12:44) D.Freeman left tackle to ATL 22 for no gain (L.Joseph).	
3-10-ATL 22	(12:01) (Shotgun) M.Ryan pass incomplete short left to M.Sanu (M.Alexander). <i>PENALTY on MIN-M.Alexander, Defensive Pass Interference, 11 yards, enforced at ATL 22 - No Play.</i>	X1
<u>1-10-ATL 33</u>	(11:56) (Shotgun) T.Coleman right guard to ATL 31 for -2 yards (T.Johnson).	
2-12-ATL 31	(11:20) (Shotgun) M.Ryan pass short right to A.Hooper to ATL 37 for 6 yards (E.Kendricks; A.Sendejo).	
3-6-ATL 37	(10:56) (Shotgun) M.Ryan pass short right to L.Toilolo to MIN 47 for 16 yards (E.Kendricks).	P2
<u>1-10-MIN 47</u>	(10:19) M.Ryan pass short left to T.Gabriel to MIN 43 for 4 yards (H.Smith). <i>PENALTY on ATL-J.Matthews, Illegal Block Above the Waist, 10 yards, enforced at MIN 47 - No Play.</i>	
1-20-ATL 43	(9:54) D.Freeman right end to ATL 48 for 5 yards (B.Gedeon).	
2-15-ATL 48	(9:10) (Shotgun) M.Ryan pass short left to A.Hooper pushed ob at MIN 45 for 7 yards (A.Barr).	
3-8-MIN 45	(8:01) (Shotgun) D.Freeman right guard ran ob at MIN 20 for 25 yards (E.Kendricks). <i>PENALTY on ATL-A.Mack, Offensive Holding, 10 yards, enforced at MIN 39.</i>	
3-12-MIN 49	(7:59) (Shotgun) M.Ryan pass short middle to T.Coleman to MIN 39 for 10 yards (E.Lamur). Timeout #1 by MIN at 07:25.	
4-2-MIN 39	(7:25) (Shotgun) M.Ryan pass short right to T.Coleman to MIN 24 for 15 yards (A.Barr).	P3
<u>1-10-MIN 24</u>	(6:41) D.Freeman right tackle to MIN 18 for 6 yards (S.Stephen). <i>PENALTY on ATL-B.Garland, Offensive Holding, 10 yards, enforced at MIN 21.</i>	
1-17-MIN 31	(6:20) M.Ryan pass incomplete deep left to T.Coleman.	
2-17-MIN 31	(6:14) (Shotgun) M.Ryan pass incomplete short left to A.Hooper.	
3-17-MIN 31	(6:10) (Shotgun) D.Freeman right guard to MIN 20 for 11 yards (E.Kendricks).	
4-6-MIN 20	(5:29) M.Bryant 38 yard field goal is GOOD, Center-J.Harris, Holder-M.Bosher.	

MIN 0 ATL 3, 15 plays, 58 yards, 1 penalty, 7:24 drive, 9:36 elapsed

M.Bosher kicks 65 yards from ATL 35 to end zone, Touchback.

Minnesota Vikings at 5:24

1-10-MIN 25	(5:24) L.Murray right tackle to MIN 29 for 4 yards (K.Neal).	
2-6-MIN 29	(4:59) (Shotgun) C.Keenum pass incomplete deep right to A.Thielen. <i>PENALTY on ATL-D.Jones, Defensive Holding, 5 yards, enforced at MIN 29 - No Play.</i>	X2
<u>1-10-MIN 34</u>	(4:52) (Shotgun) C.Keenum pass short left to L.Murray pushed ob at MIN 34 for no gain (V.Beasley).	
2-10-MIN 34	(4:08) (Shotgun) C.Keenum pass short left to C.Ham to MIN 46 for 12 yards (D.Poe).	P3
<u>1-10-MIN 46</u>	(3:39) C.Keenum pass short right to M.Floyd to ATL 49 for 5 yards (D.Campbell; B.Wreh-Wilson).	
2-5-ATL 49	(3:01) C.Keenum pass short left to J.McKinnon pushed ob at ATL 39 for 10 yards (V.Beasley).	P4
<u>1-10-ATL 39</u>	(2:42) C.Keenum pass incomplete deep right to K.Rudolph (B.Wreh-Wilson).	
2-10-ATL 39	(2:36) (Shotgun) C.Keenum pass incomplete deep right to S.Diggs.	
3-10-ATL 39	(2:30) (Shotgun) C.Keenum sacked at ATL 48 for -9 yards (G.Jarrett).	
4-19-ATL 48	(1:42) R.Quigley punts 46 yards to ATL 2, Center-K.McDermott, out of bounds.	

Atlanta Falcons at 1:33

1-10-ATL 2	(1:33) T.Coleman right guard to ATL 4 for 2 yards (H.Smith). <i>Penalty on ATL-J.Hardy, Illegal Block Above the Waist, declined.</i>	
2-8-ATL 4	(1:04) T.Coleman right end to ATL 8 for 4 yards (E.Kendricks).	
3-4-ATL 8	(:17) (Shotgun) M.Ryan pass incomplete short middle to M.Sanu.	

Minnesota Vikings vs Atlanta Falcons at Mercedes-Benz Stadium

4-4-ATL 8 (:13) M.Bosher punts 45 yards to MIN 47, Center-J.Harris, fair catch by M.Sherels.

Minnesota Vikings at 0:05

1-10-MIN 47 (:05) L.Murray right tackle to ATL 45 for 8 yards (D.Jones).

END OF QUARTER

	Score	Time	First Downs				Efficiencies	
		Poss	R	P	X	T	3 Down	4 Down
Minnesota Vikings	0	6:08	0	3	1	4	0/2	0/0
Atlanta Falcons	3	8:52	0	2	1	3	1/4	1/1

Second Quarter

12/3/2017

Play By Play

Minnesota Vikings continued.

2-2-ATL 45	(15:00) J.McKinnon left tackle to ATL 44 for 1 yard (K.Neal; D.Jones).	
3-1-ATL 44	(14:25) C.Ham left guard to ATL 43 for 1 yard (V.Beasley).	R5
<u>1-10-ATL 43</u>	(13:47) C.Keenum pass short left to L.Murray to ATL 34 for 9 yards (V.Beasley).	
2-1-ATL 34	(12:58) L.Murray right guard to ATL 34 for no gain (D.Jones).	
3-1-ATL 34	(12:12) L.Murray right guard to ATL 32 for 2 yards (G.Jarrett).	R6
<u>1-10-ATL 32</u>	(11:38) L.Murray left tackle to ATL 2 for 30 yards (K.Neal; D.Campbell).	R7
<u>1-2-ATL 2</u>	(10:48) J.McKinnon left end to ATL 2 for no gain (D.Jones).	
2-2-ATL 2	(10:06) (Shotgun) J.Sirles reported in as eligible. C.Keenum pass short right to J.McKinnon for 2 yards, TOUCHDOWN.	P8
	<i>(Kick formation) PENALTY on MIN-J.Berger, False Start, 5 yards, enforced at ATL 15 - No Play.</i>	
	K.Forbath extra point is GOOD, Center-K.McDermott, Holder-R.Quigley.	

MIN 7 ATL 3, 9 plays, 53 yards, 5:04 drive, 4:59 elapsed
--

K.Forbath kicks 72 yards from MIN 35 to ATL -7. A.Roberts to ATL 17 for 24 yards (A.Sendejo).

Atlanta Falcons at 10:01, (1st play from scrimmage 9:56)

1-10-ATL 17	(9:56) M.Ryan pass short right to Ju.Jones pushed ob at ATL 30 for 13 yards (X.Rhodes).	P4
<u>1-10-ATL 30</u>	(9:19) M.Ryan pass deep middle to M.Hall to 50 for 20 yards (E.Kendricks).	P5
<u>1-10-50</u>	(8:45) D.Freeman right end to MIN 40 for 10 yards (E.Kendricks).	R6
<u>1-10-MIN 40</u>	(8:05) M.Ryan pass short middle to M.Sanu to MIN 23 for 17 yards (T.Waynes).	P7
<u>1-10-MIN 23</u>	(7:25) (Shotgun) M.Ryan pass incomplete short left to D.Freeman.	
2-10-MIN 23	<i>(7:18) PENALTY on ATL-A.Hooper, False Start, 5 yards, enforced at MIN 23 - No Play.</i>	
2-15-MIN 28	(7:18) (Shotgun) M.Ryan pass short left to T.Coleman to MIN 26 for 2 yards (E.Kendricks) [E.Griffen].	
3-13-MIN 26	(6:32) (Shotgun) M.Ryan pass short left to A.Hooper pushed ob at MIN 18 for 8 yards (A.Barr).	
4-5-MIN 18	(5:51) M.Bryant 36 yard field goal is GOOD, Center-J.Harris, Holder-M.Bosher.	

MIN 7 ATL 6, 8 plays, 65 yards, 4:14 drive, 9:13 elapsed
--

M.Bosher kicks 65 yards from ATL 35 to end zone, Touchback.

Minnesota Vikings at 5:47

1-10-MIN 25	(5:47) (Shotgun) C.Keenum pass incomplete deep right to A.Thielen.	
2-10-MIN 25	(5:41) (Shotgun) J.McKinnon left end ran ob at MIN 27 for 2 yards (R.Alford).	
3-8-MIN 27	<i>(5:36) (Shotgun) PENALTY on ATL-T.McKinley, Neutral Zone Infraction, 5 yards, enforced at MIN 27 - No Play.</i>	
3-3-MIN 32	(4:49) (Shotgun) C.Keenum sacked at MIN 21 for -11 yards (T.McKinley).	
4-14-MIN 21	(4:00) R.Quigley punts 50 yards to ATL 29, Center-K.McDermott. A.Roberts to ATL 32 for 3 yards (C.Ham).	

Atlanta Falcons at 3:49

1-10-ATL 32	(3:49) T.Coleman left end to ATL 38 for 6 yards (H.Smith; E.Kendricks).	
2-4-ATL 38	(3:14) T.Gabriel left end to ATL 43 for 5 yards (H.Smith).	R8
<u>1-10-ATL 43</u>	(2:34) T.Coleman right end to ATL 49 for 6 yards (S.Stephen).	

Two-Minute Warning

2-4-ATL 49	(2:00) M.Ryan pass incomplete deep left to Ju.Jones.	
3-4-ATL 49	(1:55) (Shotgun) M.Ryan pass incomplete short left to M.Hall (M.Alexander).	
4-4-ATL 49	(1:52) M.Bosher punts 42 yards to MIN 9, Center-J.Harris, fair catch by M.Sherels.	

Minnesota Vikings at 1:44

1-10-MIN 9	(1:44) (Shotgun) J.McKinnon left guard to MIN 10 for 1 yard (D.Jones).	
2-9-MIN 10	(1:09) (Shotgun) C.Keenum pass short middle to J.Wright to MIN 23 for 13 yards (K.Neal).	P9
	Timeout #2 by MIN at 01:03.	
<u>1-10-MIN 23</u>	(1:03) (Shotgun) C.Keenum pass short middle to J.McKinnon to MIN 29 for 6 yards (D.Campbell).	
2-4-MIN 29	(:42) (No Huddle, Shotgun) C.Keenum pass short right to K.Rudolph to MIN 35 for 6 yards (K.Neal).	P10
<u>1-10-MIN 35</u>	(:25) (No Huddle, Shotgun) C.Keenum pass incomplete short right to S.Diggs.	
2-10-MIN 35	(:20) (Shotgun) C.Keenum pass short middle to M.Floyd to 50 for 15 yards (R.Allen).	P11
	Timeout #3 by MIN at 00:12.	
<u>1-10-50</u>	(:12) (Shotgun) C.Keenum pass short middle to A.Thielen to ATL 31 for 19 yards (D.Kazee).	P12

Minnesota Vikings vs Atlanta Falcons at Mercedes-Benz Stadium

END OF QUARTER

	Score	Time Poss	First Downs				Efficiencies	
			R	P	X	T	3 Down	4 Down
Minnesota Vikings	7	8:41	3	5	0	8	2/3	0/0
Atlanta Falcons	6	6:19	2	3	0	5	0/2	0/0

Third Quarter

12/3/2017

Play By Play

ATL elects to Receive, and MIN elects to defend the West goal.

K.Forbath kicks 65 yards from MIN 35 to end zone, Touchback.

Atlanta Falcons at 15:00

<u>1-10-ATL 25</u>	(15:00) M.Ryan pass short middle to L.Toilolo to ATL 34 for 9 yards (E.Kendricks).	
2-1-ATL 34	(14:27) D.Freeman right tackle to ATL 47 for 13 yards (A.Sendejo).	R9
	<i>PENALTY on MIN-L.Joseph, Defensive Holding, 5 yards, enforced at ATL 47.</i>	X10
<u>1-10-MIN 48</u>	(13:59) (Shotgun) M.Ryan pass short left to M.Sanu to MIN 36 for 12 yards (X.Rhodes).	P11
<u>1-10-MIN 36</u>	(13:20) D.Freeman left end to MIN 32 for 4 yards (A.Sendejo; T.Johnson).	
2-6-MIN 32	(12:39) T.Coleman left end ran ob at MIN 29 for 3 yards (E.Griffen).	
3-3-MIN 29	(12:05) (Shotgun) M.Ryan pass short middle to M.Sanu to MIN 18 for 11 yards (X.Rhodes). Minnesota challenged the pass completion ruling, and the play was REVERSED.	
4-3-MIN 29	(Shotgun) M.Ryan pass incomplete short middle to M.Sanu. (12:01) M.Bryant 47 yard field goal is GOOD, Center-J.Harris, Holder-M.Bosher.	

MIN 7 ATL 9, 7 plays, 46 yards, 1 penalty, 3:03 drive, 3:03 elapsed

M.Bosher kicks 67 yards from ATL 35 to MIN -2. M.Sherels to MIN 30 for 32 yards (D.Riley; K.Neal).

Minnesota Vikings at 11:57, (1st play from scrimmage 11:50)

1-10-MIN 30	(11:50) L.Murray left guard to MIN 36 for 6 yards (G.Jarrett).	
	<i>PENALTY on MIN-R.Hill, Offensive Holding, 10 yards, enforced at MIN 30 - No Play.</i>	
1-20-MIN 20	(11:24) (Shotgun) L.Murray right tackle to MIN 18 for -2 yards (V.Beasley).	
2-22-MIN 18	(10:41) C.Keenum scrambles left end to MIN 20 for 2 yards. C.Keenum pass incomplete short left to J.McKinnon.	
	<i>PENALTY on MIN-C.Keenum, Illegal Forward Pass, 5 yards, enforced at MIN 20.</i>	
3-25-MIN 15	(10:33) (Shotgun) C.Keenum pass short right to J.McKinnon to MIN 27 for 12 yards (D.Jones; R.Allen).	
4-13-MIN 27	(9:48) R.Quigley punts 44 yards to ATL 29, Center-K.McDermott, fair catch by A.Roberts.	

Atlanta Falcons at 9:40

1-10-ATL 29	(9:40) M.Ryan pass short left to M.Sanu to ATL 43 for 14 yards (T.Waynes).	P12
<u>1-10-ATL 43</u>	(9:03) M.Ryan pass incomplete deep left to Ju.Jones (A.Sendejo).	
2-10-ATL 43	(9:00) D.Freeman right tackle to ATL 45 for 2 yards (B.Robison).	
	<i>Penalty on ATL-J.Hardy, Illegal Block Above the Waist, declined.</i>	
3-8-ATL 45	(8:34) (Shotgun) M.Ryan pass incomplete deep left to T.Gabriel.	
4-8-ATL 45	(8:28) M.Bosher punts 45 yards to MIN 10, Center-J.Harris, fair catch by M.Sherels.	
	<i>PENALTY on ATL-K.Ishmael, Offensive Holding, 10 yards, enforced at ATL 45 - No Play.</i>	
4-18-ATL 35	(8:20) M.Bosher punts 54 yards to MIN 11, Center-J.Harris, fair catch by M.Sherels.	

Minnesota Vikings at 8:11

1-10-MIN 11	(8:11) (Shotgun) C.Keenum pass short left to A.Thielen to MIN 17 for 6 yards (R.Allen).	
2-4-MIN 17	(7:43) (No Huddle) C.Keenum pass short left to L.Murray to MIN 29 for 12 yards (D.Jones).	P13
<u>1-10-MIN 29</u>	(7:01) L.Murray right guard to MIN 30 for 1 yard (D.Poe).	
2-9-MIN 30	(6:32) (Shotgun) C.Keenum pass short left to S.Diggs to MIN 49 for 19 yards (R.Allen).	P14
<u>1-10-MIN 49</u>	(5:46) J.McKinnon left end pushed ob at ATL 44 for 7 yards (R.Allen).	
2-3-ATL 44	(5:12) L.Murray left guard to ATL 44 for no gain (D.Shelby; D.Campbell).	
3-3-ATL 44	(4:26) C.Keenum pass short left to L.Treadwell to ATL 35 for 9 yards (G.Jarrett).	P15
<u>1-10-ATL 35</u>	(3:59) (No Huddle, Shotgun) J.McKinnon left end to ATL 33 for 2 yards (T.McKinley; D.Campbell).	
2-8-ATL 33	(3:20) S.Diggs left end pushed ob at ATL 28 for 5 yards (D.Campbell).	
	Timeout #1 by ATL at 02:55.	
3-3-ATL 28	(2:55) C.Keenum pass short middle to J.Wright to ATL 24 for 4 yards (R.Allen).	P16
<u>1-10-ATL 24</u>	(2:17) L.Murray right tackle to ATL 18 for 6 yards (A.Clayborn).	
2-4-ATL 18	(1:35) L.Murray right end to ATL 15 for 3 yards (D.Poe).	
3-1-ATL 15	(:53) L.Murray right guard to ATL 8 for 7 yards (B.Wreh-Wilson).	R17
<u>1-8-ATL 8</u>	(:26) L.Murray right guard to ATL 6 for 2 yards (A.Rubin; K.Neal).	

END OF QUARTER

	Score	Time Poss	First Downs				Efficiencies	
			R	P	X	T	3 Down	4 Down
Minnesota Vikings	7	10:28	1	4	0	5	3/4	0/0
Atlanta Falcons	9	4:32	1	2	1	4	0/2	0/0

Fourth Quarter

12/3/2017

Play By Play

Minnesota Vikings continued.

2-6-ATL 6 (15:00) (Shotgun) C.Keenum pass short middle to K.Rudolph for 6 yards, TOUCHDOWN.

P18

K.Forbath extra point is GOOD, Center-K.McDermott, Holder-R.Quigley.

MIN 14 ATL 9, 15 plays, 89 yards, 8:15 drive, 0:04 elapsed

K.Forbath kicks 63 yards from MIN 35 to ATL 2. A.Roberts to ATL 23 for 21 yards (C.Ham; J.Kearse).

Atlanta Falcons at 14:56, (1st play from scrimmage 14:47)

1-10-ATL 23 (14:47) T.Coleman left guard to ATL 26 for 3 yards (H.Smith).

2-7-ATL 26 (14:12) M.Ryan pass incomplete deep middle to T.Coleman [L.Joseph].

3-7-ATL 26 (14:08) (Shotgun) M.Ryan scrambles left end to ATL 27 for 1 yard (A.Barr).

4-6-ATL 27 (13:27) M.Bosher punts 56 yards to MIN 17, Center-J.Harris. M.Sherels pushed ob at MIN 27 for 10 yards (B.Reed; L.Toilolo).

Minnesota Vikings at 13:15

1-10-MIN 27 (13:15) (Shotgun) C.Keenum pass short middle to K.Rudolph to MIN 35 for 8 yards (R.Allen).

2-2-MIN 35 (12:38) J.McKinnon left guard to MIN 37 for 2 yards (G.Jarrett; K.Neal).

R19

1-10-MIN 37 (11:54) J.McKinnon right tackle to MIN 39 for 2 yards (C.Upshaw). ATL-D.Jones was injured during the play.*PENALTY on MIN-R.Reiff, Chop Block, 15 yards, enforced at MIN 37 - No Play.*

1-25-MIN 22 (11:31) C.Keenum pass short left to J.Wright to MIN 23 for 1 yard (L.Reynolds).

2-24-MIN 23 (11:05) C.Keenum pass short left to J.McKinnon to MIN 21 for -2 yards (R.Allen).

3-26-MIN 21 (10:26) C.Keenum pass short right to A.Thielen to MIN 25 for 4 yards (R.Allen; L.Reynolds).

4-22-MIN 25 (9:42) R.Quigley punts 51 yards to ATL 24, Center-K.McDermott. A.Roberts pushed ob at ATL 29 for 5 yards (A.Harris).

Atlanta Falcons at 9:32

1-10-ATL 29 (9:32) D.Freeman right end to ATL 32 for 3 yards (D.Hunter; T.Waynes).

2-7-ATL 32 (8:52) D.Freeman right end to ATL 39 for 7 yards (H.Smith).

R13

1-10-ATL 39 (8:13) M.Ryan pass short right to D.Freeman to ATL 46 for 7 yards (A.Barr).

2-3-ATL 46 (7:31) D.Freeman left end ran ob at MIN 44 for 10 yards (X.Rhodes).

R14

1-10-MIN 44 (6:58) M.Ryan pass incomplete short middle to T.Coleman (E.Kendricks).

2-10-MIN 44 (6:49) M.Ryan pass short right to Ju.Jones to MIN 33 for 11 yards (X.Rhodes).

P15

1-10-MIN 33 (6:08) T.Coleman left end to MIN 33 for no gain (X.Rhodes).

2-10-MIN 33 (5:28) (Shotgun) M.Ryan pass incomplete short middle to Ju.Jones.

3-10-MIN 33 (5:23) M.Ryan pass short right to T.Gabriel ran ob at MIN 27 for 6 yards.

4-4-MIN 27 (5:04) M.Bryant 45 yard field goal is No Good, Wide Left, Center-J.Harris, Holder-M.Bosher.

Minnesota Vikings at 4:58

1-10-MIN 35 (4:58) C.Keenum pass short right to K.Rudolph to ATL 49 for 16 yards (K.Neal).

P20

1-10-ATL 49 (4:10) L.Murray right guard to ATL 46 for 3 yards (D.Campbell; A.Rubin).

Timeout #2 by ATL at 04:05.

2-7-ATL 46 (4:05) J.McKinnon left end to ATL 43 for 3 yards (R.Alford).

Timeout #3 by ATL at 03:59.

3-4-ATL 43 (3:59) (Shotgun) C.Keenum pass short right to A.Thielen to ATL 21 for 22 yards (R.Allen).

P21

1-10-ATL 21 (3:10) L.Murray left tackle to ATL 13 for 8 yards (K.Neal).

2-2-ATL 13 (2:30) L.Murray right end to ATL 10 for 3 yards (D.Poe; D.Kazee).

R22

Two-Minute Warning

1-10-ATL 10 (2:00) C.Keenum kneels to ATL 11 for -1 yards.

2-11-ATL 11 (1:18) C.Keenum kneels to ATL 12 for -1 yards.

3-12-ATL 12 (:34) C.Keenum kneels to ATL 13 for -1 yards.

END OF QUARTER

	Score	Time Poss	First Downs				Efficiencies	
			R	P	X	T	3 Down	4 Down
Minnesota Vikings	14	8:45	2	3	0	5	1/3	0/0
Atlanta Falcons	9	6:15	2	1	0	3	0/2	0/0

Miscellaneous Statistics Report

Minnesota Vikings vs Atlanta Falcons
12/3/2017 at Mercedes-Benz Stadium

Ten Longest Plays for Minnesota Vikings

Yards	Qtr	Play Start	Play Description
30	2	1-10-ATL 32	(11:38) L.Murray left tackle to ATL 2 for 30 yards (K.Neal; D.Campbell).
22	4	3-4-ATL 43	(3:59) (Shotgun) C.Keenum pass short right to A.Thielen to ATL 21 for 22 yards (R.Allen).
19	2	1-10-50	(:12) (Shotgun) C.Keenum pass short middle to A.Thielen to ATL 31 for 19 yards (D.Kazee).
19	3	2-9-MIN 30	(6:32) (Shotgun) C.Keenum pass short left to S.Diggs to MIN 49 for 19 yards (R.Allen).
16	4	1-10-MIN 35	(4:58) C.Keenum pass short right to K.Rudolph to ATL 49 for 16 yards (K.Neal).
15	2	2-10-MIN 35	(:20) (Shotgun) C.Keenum pass short middle to M.Floyd to 50 for 15 yards (R.Allen).
13	1	1-10-MIN 24	(14:56) C.Keenum pass short right to S.Diggs to MIN 37 for 13 yards (D.Jones).
13	2	2-9-MIN 10	(1:09) (Shotgun) C.Keenum pass short middle to J.Wright to MIN 23 for 13 yards (K.Neal).
12	1	2-10-MIN 34	(4:08) (Shotgun) C.Keenum pass short left to C.Ham to MIN 46 for 12 yards (D.Poe).
12	3	3-25-MIN 15	(10:33) (Shotgun) C.Keenum pass short right to J.McKinnon to MIN 27 for 12 yards (D.Jones; R.Allen).

Ten Longest Plays for Atlanta Falcons

Yards	Qtr	Play Start	Play Description
20	2	1-10-ATL 30	(9:19) M.Ryan pass deep middle to M.Hall to 50 for 20 yards (E.Kendricks).
18	3	2-1-ATL 34	(14:27) D.Freeman right tackle to ATL 47 for 13 yards (A.Sendejo).
17	2	1-10-MIN 40	(8:05) M.Ryan pass short middle to M.Sanu to MIN 23 for 17 yards (T.Waynes).
16	1	3-6-ATL 37	(10:56) (Shotgun) M.Ryan pass short right to L.Toilolo to MIN 47 for 16 yards (E.Kendricks).
15	1	4-2-MIN 39	(7:25) (Shotgun) M.Ryan pass short right to T.Coleman to MIN 24 for 15 yards (A.Barr).
14	3	1-10-ATL 29	(9:40) M.Ryan pass short left to M.Sanu to ATL 43 for 14 yards (T.Waynes).
13	2	1-10-ATL 17	(9:56) M.Ryan pass short right to Ju.Jones pushed ob at ATL 30 for 13 yards (X.Rhodes).
12	3	1-10-MIN 48	(13:59) (Shotgun) M.Ryan pass short left to M.Sanu to MIN 36 for 12 yards (X.Rhodes).
11	1	3-17-MIN 31	(6:10) (Shotgun) D.Freeman right guard to MIN 20 for 11 yards (E.Kendricks).
11	4	2-10-MIN 44	(6:49) M.Ryan pass short right to Ju.Jones to MIN 33 for 11 yards (X.Rhodes).

Touchdown Scoring Information

		Offense	Defense	Special Teams
VISITOR	Minnesota Vikings	2	0	0
HOME	Atlanta Falcons	0	0	0

Player Scoring Information

Club	Player	TD	Rush TD	Rec TD	KO TD	Punt TD	Int TD	Fum TD	Misc TD	FG	XP	2Pt Rush	2Pt Rec	Sfty	Points
MIN	K.Rudolph	0	0	1	0	0	0	0	0	0	0	0	0	0	6
MIN	J.McKinnon	0	0	1	0	0	0	0	0	0	0	0	0	0	6
MIN	K.Forbath	0	0	0	0	0	0	0	0	0	2	0	0	0	2
ATL	M.Bryant	0	0	0	0	0	0	0	0	3	0	0	0	0	9

Possession Detail

	First Half		Second Half		Game	
	Visitor	Home	Visitor	Home	Visitor	Home
Largest Lead	4	3	5	2	5	3
Drives Leading	2	1	2	1	4	2
Time of Possession Leading	3:42	1:28	8:41	1:29	12:23	2:57
Largest Deficit	-3	-4	-2	-5	-3	-5
Drives Trailing	2	2	2	3	4	5
Time of Possession Trailing	8:55	6:19	10:32	9:18	19:27	15:37
Times Score Tied Up		0		0		0
Lead Changes		2		2		4

Playtime Percentage

Percent of playtime per player on offense, defense and special teams

Minnesota Vikings					Atlanta Falcons				
		Offense	Defense	Special Teams			Offense	Defense	Special Teams
J Berger	G	66 100%		2 9%	J Matthews	T	53 100%		4 17%
P Elflein	C	66 100%		2 9%	R Schraeder	T	53 100%		4 17%
N Easton	G	66 100%		2 9%	A Mack	C	53 100%		4 17%
R Reiff	T	66 100%		2 9%	W Schweitzer	G	53 100%		4 17%
C Keenum	QB	66 100%			M Ryan	QB	53 100%		
R Hill	T	66 100%			M Sanu	WR	45 85%		
K Rudolph	TE	64 97%		2 9%	B Garland	G	43 81%		7 30%
A Thielen	WR	60 91%			J Jones	WR	42 79%		
S Diggs	WR	48 73%			D Freeman	RB	39 74%		
J McKinnon	RB	35 53%		6 26%	A Hooper	TE	34 64%		4 17%
L Murray	RB	30 45%			T Gabriel	WR	27 51%		
B Bell	TE	27 41%		16 70%	L Toilolo	TE	25 47%		9 39%
C Ham	FB	25 38%		17 74%	T Coleman	RB	20 38%		
L Treadwell	WR	20 30%			D Coleman	FB	13 25%		16 70%
J Wright	WR	13 20%			J Hardy	WR	11 21%		7 30%
M Floyd	WR	6 9%			A Levitre	G	10 19%		
J Sirles	G	1 2%		3 13%	M Hall	WR	7 13%		9 39%
D Morgan	TE	1 2%		1 4%	E Saubert	TE	2 4%		12 52%
E Kendricks	LB		53 100%	4 17%	K Neal	FS		66 100%	5 22%
A Barr	LB		53 100%	4 17%	R Alford	CB		65 98%	6 26%
H Smith	FS		53 100%	4 17%	D Jones	LB		62 94%	3 13%
A Sendejo	SS		53 100%	3 13%	D Campbell	LB		62 94%	1 4%
X Rhodes	CB		53 100%		R Allen	SS		61 92%	1 4%
T Waynes	CB		51 96%	4 17%	B Wreh-Wilson	CB		56 85%	2 9%
E Griffen	DE		50 94%	4 17%	D Poe	DT		50 76%	3 13%
D Hunter	DE		40 75%	8 35%	G Jarrett	DT		49 74%	3 13%
L Joseph	NT		40 75%	1 4%	V Beasley	LB		49 74%	1 4%
T Johnson	DT		33 62%	4 17%	D Kazee	SS		37 56%	13 57%
B Robison	DE		24 45%	1 4%	D Shelby	DE		31 47%	2 9%
T Newman	CB		21 40%		A Clayborn	DE		31 47%	1 4%
B Gedeon	LB		20 38%	21 91%	B Reed	DE		25 38%	7 30%
S Stephen	NT		20 38%	8 35%	A Rubin	DT		24 36%	
M Alexander	CB		15 28%	3 13%	C Upshaw	DE		24 36%	
S Weatherly	DE		3 6%	6 26%	T McKinley	DE		21 32%	
E Lamur	LB		1 2%	5 22%	K Ishmael	FS		4 6%	18 78%
M Sherels	CB			21 91%	L Reynolds	LB		4 6%	16 70%
J Kearse	SS			20 87%	C Goodwin	CB		2 3%	16 70%
E Wilson	LB			17 74%	D Riley	LB		2 3%	13 57%
K Brothers	LB			17 74%	S Neasman	SS			13 57%
A Harris	FS			17 74%	T Ward	RB			12 52%
T Brock	CB			9 39%	M Boshier	P			11 48%
R Quigley	P			7 30%	J Harris	LS			9 39%
K McDermott	LS			7 30%	A Roberts	WR			8 35%
K Forbath	K			5 22%	M Bryant	K			5 22%



ATLANTA FALCONS
RECORDS & RESULTS

TEAM RECORDS

FALCONS ALL-TIME RECORDS

Total Regular Season Games Played: 786

Regular Season Record: 343-437-6 (52 seasons)

Home: 201-190-2 Away: 140-247-4

Playoff Games Played:

23..... (10 home, 11 away, 2 neutral)

Playoff Record:

9-13..... (6-3 home, 3-8 away, 0-2 neutral)

Most Games Won, Season:

16 (14 regular — 2 playoff)..... 1998

13 (11 regular — 2 playoff)..... 2016

13 (all regular season)..... 2012

13 (all regular season)..... 2010

12 (all regular season)..... 1980

12 (11 regular — 1 playoff)..... 2004

Best Winning Percentage, Overall Season:

.842 (16-3)..... 1998

Best Win. Per., Reg. Season:

.875 (14-2)..... 1998

Playoff Berths:

13..... (1978, '80, '82, '91, '95, '98,
..... '02, '04, '08, '10, '11, '12, '16)

Division Titles:

6..... 1980, '98, '04, '10, '12, '16

Conference Championships:

2..... 1998, '16

CONSECUTIVES

Most Consecutive Wins:

9..... (1998)

9..... (1980)

Most Consecutive Home Wins:

10..... (2 in 1997, 8 in 1998)

Most Consecutive Road Wins:

6..... (1980)

ATTENDANCE

Home Season (10 games)

703,423..... (1992)

703,361..... (2006)

701,556..... (2005)

Largest Attendance, Home Game

71,151..... (10/22/06 vs. Pitt.)

71,102..... (12/16/06 vs. Dal.)

71,079..... (10/9/05 vs. N. E.)

Largest Attendance, Away Game

86,436..... (12/3/06 at Was., FedEx Field)

Consecutive Sellouts, Home (Regular Season)

61..... (2008-2015)

LARGEST MARGIN OF VICTORY

55 (at N.O., 62-7)..... (9/16/73)

42 (vs T.B., 56-14)..... (9/18/14)

41 (at Car., 41-0)..... (11/24/02)

LARGEST MARGIN OF LOSSES

59..... at LA Rams, 0-59 (12/4/76)

BIGGEST COMEBACKS

21..... vs. G.B. (11/27/83)

..... Down 21-0, Won 47-41-OT

21..... at NYJ. (10/23/83)

..... Down 21-0, Won 27-21

18..... at Stl. (11/9/80)

..... Down 24-6, Won 33-27 OT

LONGEST GAME PLAYED

4:23..... S.F. (10/6/85)

SHORTEST GAME PLAYED

2:16..... at N.E. (9/24/72)

SCORING

Most Points, Season:

540..... (2016)

442..... (1998)

426..... (1981)

Most Points, Game:

62..... at N.O. (7) (9/16/73)

56..... vs. T.B. (14) (9/18/14)

51..... vs. Car. (23) (10/4/98)

Most Points, First Half:

35..... at S.F. (10/11/09)

Most Points, Second Half:

38..... at N.O. (9/16/73)

Most Points, One Quarter:

33..... vs. T.B., (2nd Qtr) (11/17/91)

TEAM RECORDS

Most Points, Each Quarter:

1st: 21 (Seven Times) Last vs. S.F. (12/18/16)
2nd: 33 vs. T.B. (11/17/91)
3rd: 24 at N.O. (10/19/80)
4th: 31 at G.B. (9/13/81)

Most Points, Both Teams, Game

90 Atlanta (33) vs. Pitt. (57) (12/18/66)
88 Atlanta (47) at G.B. (41) (11/27/83)
85 Atlanta (44) vs. Sea. (41) (12/30/07)

Most Points, Both Teams, By Quarter

1st: 34 Atlanta (13) at LA Rai. (21) . . (11/30/75)
2nd: 41 Atlanta (20) at N.O.(21)
(9/2/79)
3rd: 35 Atlanta (14) vs. Pitt. (21) . . . (12/18/66)
4th: 43 Atlanta (28) vs. Car (15) . . . (11/23/08)

Most Touchdowns, Season

63 (2016)
53 (1998)
52 (1981)

Most Touchdowns, Game

8, Two Times Last vs T.B. (9/18/14)L

Most Touchdowns, Both Teams, Game

12 Atlanta (5) vs. Pitt. (7) (12/18/66)

Most PATs, Season

56 (2016)
51 (1998)
51 (1981)

Most PATs, Game

8, Two Times Last vs T.B. (9/18/14)

Most Two-Point Conversions, Season

4 (4 for 4) (2005)

Most FG's, Season

34 (37 att.) (2016)
33 (38 att.) (2012)
33 (40 att.) (1995)

Most FG's Made, Game

6 at N.O. (11/13/94)

Most FG's Made, Both Teams

8 Atlanta (6) at N.O.(2) (11/13/94)

Most FG's Attempted, Game

6 vs. Chi, (5 made) (10/12/08)
6 vs. Ari, (6 made) (10/1/06)

Most FG's Attempted, Both Teams

10 Atlanta (3) vs. Stl. (7) (12/11/66)

Most Consecutive Games Scored In

176 (2004-2015)

FIRST DOWNS

Most First Downs, Season

379 (2016)
359 (2015)
353 (2010)

Most First Downs, Game

35 vs. N.O.(OT) (1979)
33 vs. Ari (2010)

Most First Downs, Both Teams

58, Twice Last ATL (28) vs N.O. (30) (OT) (9/18/14)

Most First Downs, Rushing, Season

149 (1986)
149 (1985)

Most First Downs, Rushing, Game

19 vs. N.O. (10/24/71)

Most First Downs, Passing, Season

246 (2012)
239 (2016)
233 (2014)

Most First Downs, Passing, Game

22 at Car. (12/9/12)
22 vs. Det.(11/5/95)

Most First Downs, Penalty, Season

42 (2010)

Most First Downs, Penalty, Game

8 vs. Ari (9/19/10)

TOTAL YARDS

Most Net Yards Gained, Season

6,653 (2016)
6,051 (2014)
6,026 (2011)

Most Yards Gained, Game

571 vs. Car., (90-R, 481-P)(10/2/16)
568 vs. N.O., (123-R, 445-P)(9/7/14)
563 vs. STL, (209-R, 354-P)(11/9/180)

Most Yards Gained, Game, Both Teams

1,092 . . . Atlanta (447) at Pitt. (645)(11/10/02)
1,061 . . . Atlanta (552) at N.O.(509)(9/2/79)

TEAM RECORDS

Most Total Plays, Season

1,144(1981)
 1,097..... (2010)
 1,090 (1985)

RUSHING

Most Yards Gained, Season

*2,939.....(2006)
 *2,672.....(2004)
 *2,546(2005)
 *NFL leader

Most Yards Gained, Game

318 vs. Det.(9/7/08)
 306vs. T.B. (9/17/06)
 297 vs. LA Rams. (10/1/72)

Most Yards Gained, Both Teams, Game

476 Atlanta (169) vs. Was. (307) (11/3/85)

Most Rushing Attempts, Season

582(1977)
 578(1986)
 560(2008)

Most Rushing Attempts, Game

58 at T.B. (11/27/77)

Most Rushing Att. Both Teams, Game

105 Atlanta (43) at Oak. (62) (11/30/75)

Best Rushing Average, Season

5.5 (2006)
 5.1 (2004)
 4.8 (2005)

Most TD's Rushing, Season

23 (2008)
 23 (2002)
 20 (2004)
 20 (2016)

Most TD's Rushing, Game

5 vs. Car.(11/23/08)
 5 at S.D. (10/21/73)

PASSING

Most Net Yards Passing, Season

4,944 (2016)
 4,553 (2014)
 4,509 (2012)

Most Net Yards Passing, Game

481 vs Car..... (10/2/16)
 445 vs N.O. (9/7/14)
 434at N.O.(12/26/11)

Most Net Yds Passing, Both Teams, Game

807Atlanta (365) vs. S.F. (442).....(10/14/90)

Most Passing Attempts, Season

659(2013)
 632(2014)
 629(1994)

Most Passing Attempts, Game

66 vs. Det. (37 comp.)(12/24/89)
 61 at Arz. (34 comp.) (10/27/13)
 61 at N.O. (40 comp.).....(12/26/11)

Most Passing Att. Both Teams, Game

102 Atlanta (45) vs. S.F. (57) (10/6/85)

Most Passes Completed, Season

445(659 att.) (2013)
 422(615 att.) (2012)
 418 (632 att.) (2014)

Most Passes Completed, Game

40 at N.O. (61 att.).....(12/26/11)
 37, Four Times
 Last vs. TB (45 att.) (11/1/15)

Most Passes Comp. Both Teams, Game

68 Atlanta (31) vs. S.F. (37)..... (10/6/85)

Best Completion Percentage, Season

69.9..... (2016)
 68.6 (2012)
 67.5..... (2013)

Most TD Passes, Season

38 (2016)
 33 (1992)
 32 (2012)

Most TD Passes, Game

5 at T.B. (12/13/92)

Most TD Passes, Both Teams, Game

10 Atlanta (4) vs. S.F. (6)(10/14/90)

Most Passes Had Intercepted, Season

32 (501 att.) (1987)
 31 (355 att.)(1974)
 30 (600 att.)..... (1996)

Fewest Passes, Intercepted, Season

7 (534 att.)..... (2016)
 9 (577 att.)..... (2010)
 10 (507 att.)..... (1983)

TEAM RECORDS

Fewest Times Passer Thrown For Loss, Season

17 (434 att.).....(2008)
 23 (577 att.)..... (2010)
 26 (594 att.).....(2011)

Fewest Sacks Per Play, Season

1 per 33.4 plays..... (2014)
 1 per 26.9 plays..... (2016)
 1 per 25.5 plays.....(2008)

PUNTING

Highest Punting Average, Season

46.7 (2016)
 46.4..... (2015)
 45.9..... (2012)

Most Punts, Season

110 (1978)

Most Punts, Game

12 vs. Was..... (12/10/78)

PUNT RETURNS

Highest Punt Return Average, Season

14.3.....(2003)
 13.6..... (2001)
 13.3..... (2014)

Most Punt Returns, Season

60 (1976)

Most Punt Returns, Game

8 Three Times
 Last at Det. (11/12/00)

Most Yards Gained, Season

635(1974)
 613 (2003)
 536(1980)

Most Yards Gained, Game

139 vs. Dal. (11/11/01)

Most TD Returns, Season

2 (1970, 1999)

Most TD Returns, Game

1 15 Times
 Last vs. T.B. (9/18/14)

KICKOFF RETURNS

Highest Kickoff Return Average, Season

26.5..... (2010)
 25.7..... (2015)
 25.2..... (1998)

Most Kickoff Returns, Season

87 (1996)

Most Yards Gained, Season

1,890.....(2000)
 1,825..... (1996)
 1,737..... (1966)

Most Yards Gained, Game

257 at Den.(9/10/00)
 249 vs. Pitt. (9/27/93)
 237 vs. Sea.....(12/30/07)

Most TD Returns, Season

3 (2000)

TURNOVERS/TAKEAWAYS

Most Fumbles Had, Season

42 (1972)

Most Fumbles Lost, Season

24 (1974)

Most Fumbles Lost, Game

5 Three Times
 Last vs. N.O. (11/25/79)

Most Turnovers, Season

55 (24 Fum., 31 int.)(1974)

Most Takeaways, Season

48 (1977)

Biggest Turnover Differential, Season

+23(48 Takeaways, 25 Turnovers) (1977)
 +20(44 Takeaways, 24 Turnovers) (1998)

Biggest Turnover Deficit, Season

-26 (29 Takeaways, 55 Turnovers)(1974)
 -22 (27 Takeaways, 49 Turnovers) (1987)

QUARTERBACK SACKS MADE

Most Sacks, Season

55 (1997)
 48 (2004)
 47 (2002)
 47 (1978)

Most Sack Yardage, Season

425(1978)
 396(1980)
 391 (1977)

TEAM RECORDS

Most Sacks, Game

10 at N.O. (10/12/97)

OPPONENT FUMBLES/RECOVERIES

Most Fumbles, Game

7 at Min. (12/21/08)

7 vs. Phi. (10/5/76)

PENALTIES

Most Penalties, Season

130 (1,083 yds.) (1978)

Most Penalties, Game

17 at S.F. (11/5/78)

Fewest Penalties, Season

55 (415 yds.) (2012)*

*NFL Record

58 (598 yds.) (2010)

63 (601 yds.) (1969)

63 (659 yds.) (1968)

Fewest Penalties, Game

1 18 Times

Last at IND. (11/06/11)

Most Yards, Penalties, Game

153 vs. G.B., (16 penalties) (12/26/72)

TIME OF POSSESSION

Largest Advantage, Game (Atlanta in regulation)
(45:15) Atl. at Oak. (14:45)

(11/2/08)

(43:21) Atl. vs. LA Rams (16:39)

(11/17/85)

(42:39) Atl. vs. S.F. (17:21)

(12/19/82)

INTERCEPTIONS

Most Interceptions, Season

26 (1980)

26 (1977)

Most Interceptions, Game

6 at N.O. (9/16/73)

6 vs. LA Rams. (10/1/72)

INDIVIDUAL RECORDS

SCORING

Most Points Career:

949	Matt Bryant (2009-17)
806	Morten Andersen (1995-00, 2006-07)
558	Mick Luckhurst (1981-87)
436	Jay Feely (2001-04)
395	Norm Johnson (1991-94)

Most Points, Season:

158	Matt Bryant (2016)
143	Matt Bryant (2012)
138	Jay Feely (2002)
129	Jason Elam (2008)
128	Matt Bryant (2010)

Most Points, Game:

24	Michael Turner vs. Car. (11/23/08)
24	T.J. Duckett vs. Oak. (12/12/04)
20	Norm Johnson at N.O. (11/13/94)

Most Consecutive Games Scoring:

124	Morten Andersen (1995-WK 1, 2000, 2006 W2-W17, 2007 W 2-W 17)
95	Matt Bryant (2009-WK 13, 2015)

Most Touchdowns, Career:

63	Roddy White (2005-15)
61	Michael Turner (2008-12)
57	Terance Mathis (1994-2001)
56	Andre Rison (1990-94)
48	Gerald Riggs (1982-88)

Most Touchdowns, Season:

17	Michael Turner (2008)
16	Jamal Anderson (1998)
15	Andre Rison (1993)
14	Devonta Freeman (2015)

Most Touchdowns, Game:

4	Michael Turner vs. Car. (11/23/08)
4	T.J. Duckett vs. Oak. (12/12/04)

Most Consecutive Games, TD Scored:

7	Michael Turner (2009)
7	T.J. Duckett (2003)
6	Terance Mathis (1998)

Most Two-Point Conversions, Career:

6	Terance Mathis (1994-2001)
3	Brian Finneran (2000-08)

Most Two-Point Conversions, Season:

3	Terance Mathis (1995)
3	Brian Finneran (2005)
2	Terance Mathis (1994)

KICKING

Most PAT's Made, Career:

319	Matt Bryant (2009-17)
254	..	Morten Andersen (1995-2000, 2006-07)
213	Mick Luckhurst (1981-87)
143	Norm Johnson (1991-94)
142	Jay Feely (2001-04)

Most PAT's Attempted, Career:

320	Matt Bryant (2009-17)
256	..	Morten Andersen (1995-2000, 2006-07)
216	Mick Luckhurst (1981-87)
144	Norm Johnson (1991-94)
144	Jay Feely (2001-04)

Most PAT's Made, Season:

56	Matt Bryant (2016)
51	Morten Andersen (1998)
51	Mick Luckhurst (1981)

Most PAT's Attempted, Season:

57	Matt Bryant (2016)
52	Morten Andersen (1998)
51	Mick Luckhurst (1981)

Most PAT's Made, Game:

8 (Twice)	Last, Matt Bryant vs T.B. (9/18/14)
-----------	------	-------------------------------------

Most PAT's Attempted, Game:

8 (Twice)	Last, Matt Bryant vs T.B. (9/18/14)
-----------	------	-------------------------------------

Most Consecutive PAT's Made:

257	Matt Bryant (2009 W13-2016 W10)
153	Morten Anderson (1998 W4-2000, '06-07)
139	Norm Johnson (1991-94)
134	Mick Luckhurst (1983-87)

Most FG's Made, Career:

210	Matt Bryant (2009-17)
184	..	Morten Andersen (1995-2000, 2006-07)
115	Mick Luckhurst (1981-87)
98	Jay Feely (2001-04)

Most FG's Made, Season:

33	Matt Bryant (2012)
32	Jay Feely (2002)
31	Morten Andersen (1995)

Most FG's Made, Game:

6	Norm Johnson at N.O. (11/13/94)
6	Morten Andersen vs. Ari (10/1/06)

INDIVIDUAL RECORDS

Most FGs Attempted, Career:

227	Matt Bryant	(2009-17)
224	Morten Andersen	(1995-2000, '06-07)
164	Mick Luckhurst	(1981-87)
127	Jay Feely	(2001-04)

Most FGs Attempted, Season

40	Jay Feely	(2002)
38	Matt Bryant	(2012)
38	Nick Mike-Mayer	(1973)

Most FGs Attempted, Game

6	Jason Elam	vs. Chi. (10/12/08)
6	Norm Johnson	at N.O. (11/13/94)

Most Consecutive FGs Made

30	Matt Bryant	(2010) (16), (2011) (1st 14)
26	Norm Johnson	(1992) (5), (1993) (1 st 21)
18	Todd Peterson	(2005)
18	Morten Andersen	(1995) (Wks. 1-9)

Best FG Percentage, Career (Min. 35)

.879	Matt Bryant (210 of 239)	.. (2009-17)
.866	Norm Johnson (84 of 97)	... (1991-94)
.821	Morten Andersen (184 of 224)	(95-2000, 2006-07)

Best FG Percentage, Season

.963	Norm Johnson (26 of 27)(1993)
.935	Jason Elam (29 of 31) (2008)
.931	Matt Bryant (27 of 29)(2011)

Most 50-yard FGs, Career

36	Matt Bryant(2009-2017)
15	Morten Andersen	(1995-2000, 2006-'07)
8	Norm Johnson (1991-94)
8	Mick Luckhurst (1981-87)

Most 50-yard FGs, Season

8	Morten Andersen(1995)
8	Matt Bryant (2016)
7	Matt Bryant (2014)

Most 50-yard FGs, Game

3	Morten Andersen*	vs. N.O.(12/10/95)
		*(tied for NFL Record, Neil Rackers in '04)

Longest Field Goal, Career

59 yds	Matt Bryant vs.K.C., (12/4/16)
59 yds	Morten Andersen	..vs. S.F., (12/24/95)
58yds	Michael Koenen	... vs. N.E., (10/9/05)

RUSHING

Most Yards Gained, Career

6,631	Gerald Riggs (1982-88)
6,081	Michael Turner (2008-12)
5,986	William Andrews (1979-86)
5,981	Warrick Dunn (2002-07)
5,336	Jamal Anderson (1994-01)

Most Yards Gained, Season

1,846	Jamal Anderson(1998)
1,719	Gerald Riggs(1985)
1,699	Michael Turner (2008)

Most 1,000-yard Seasons

4	Jamal Anderson(1996-98, 2000)
4	William Andrews (1979-81, 1983)
3	Warrick Dunn (2004-06)
3	Gerald Riggs(1984-86)
3	Michael Turner (2008, 10-11)

Most Consecutive 1,000-yard Seasons

3	Warrick Dunn (2004-06)
3	Jamal Anderson (1996-98)
3	Gerald Riggs(1984-86)
3	William Andrews (1979-81)

Most Yards Gained, Game

220	Michael Turnervs. Det.	(22 att), (9/7/08)
208	Michael Turnervs. Stl.	(25att), (12/28/08)
202	Gerald Riggs	at N.O.(35 att), (9/2/84)

Most Rushing Attempts, Career

1,587	Gerald Riggs (1982-88)
1,413	Warrick Dunn (2002-07)
1,411	Michael Turner (2008-12)
1,329	Jamal Anderson (1994-01)
1,315	William Andrews (1979-1986)

Most Rushing Attempts, Season

410	Jamal Anderson(1998)
397	Gerald Riggs(1985)
376	Michael Turner (2008)

Most Rushing Attempts, Game

41	Gerald Riggsvs. LA Rm. (123 yds), (11/17/85)
39	Gerald Riggs	at N.O.(158 yds), (12/22/85)
37	Erric Pegram	at Cin. (180 yds), (12/26/93)

Most 100-Yard Games, Career

27	Michael Turner (2008-12)
25	Gerald Riggs (1982-88)
22	William Andrews (1979-86)

INDIVIDUAL RECORDS

Most 100-Yard Games, Season

12	Jamal Anderson	(1998)
9	Gerald Riggs	(1985)
8	Michael Turner	(2008)

Most TD's Rushing, Career

60	Michael Turner	(2008-12)
48	Gerald Riggs	(1982-88)
34	Jamal Anderson	(1994-2001)

Most TDs Rushing, Season

17	Michael Turner	(2008)
14	Jamal Anderson	(1998)
13	Gerald Riggs	(1984)

Most TD's Rushing, Game

4	Michael Turner	vs. Car. (11/23/08)
4	T.J. Duckett	vs. Oak., (12/12/04)

Most Consecutive Games, Rushing TD

7	Michael Turner	(2009)
7	T.J. Duckett	(2003)
5	Michael Turner	(2012)

Highest Average Gain, Career (750 carries)

4.6	William Andrews	(1979-86)
4.3	Michael Turner	(2008-12)
4.2	Warrick Dunn	(2002-07)
4.2	Gerald Riggs	(1982-88)

Highest Average Gain, Season (Min. 150 Carries)

5.1	Warrick Dunn	(2005)
4.9	Michael Turner	(2009)
4.9	William Andrews	(1980)

Highest Average Gain, Game (Min. 10 Carries)

17.3	Michael Vick	at Min. (10-173), (12/1/02)
13.8	Michael Vick	vs. N.O. (12-166), (11/26/06)
10.4	Warrick Dunn	vs. NYG (14-146), (10/15/06)

PASSING

Most Yards Gained Passing, Career

39,545	Matt Ryan	(2008-17)
23,470	Steve Bartkowski	(1975-85)
14,066	Chris Miller	(1987-93)

Most Gross Yards Passing, Season

4,944	Matt Ryan	(2016)
4,719	Matt Ryan	(2012)
4,694	Matt Ryan	(2014)

Most 300-Yard Games, Career

42	Matt Ryan	(2008-16)
12	Steve Bartkowski	(1975-85)
8	Chris Miller	(1987-93)

Most 300-Yard Games, Season

7	Matt Ryan	(2013)
7	Matt Ryan	(2012)
6	Matt Ryan	(2014)
6	Matt Ryan	(2011)

Most Gross Yards Passing, Game

503	Matt Ryan	vs. Car (48-33), (10/2/16)
448	Matt Ryan	vs. N.O. (37-34), (9/7/14)
431	Chris Chandler	vs. Buf. (28-40), (12/23/01)
421	Matt Ryan	vs. NE. (23-30), (9/29/13)

Most Passes Attempted, Career

5,296	Matt Ryan	(2008-17)
3,330	Steve Bartkowski	(1975-85)
2,089	Chris Miller	(1987-93)

Most Passes Attempted, Season

651	Matt Ryan	(2013)
628	Matt Ryan	(2014)
615	Matt Ryan	(2012)

Most Passes Attempted, Game

66	Chris Miller	vs. Det. (37 comp), (12/24/89)
61	Matt Ryan	vs. NE (34 comp.), (9-29-13)
56	Steve Bartkowski	vs. Oak. (34 comp), (9/19/82)

Most Passes Completed, Career

3,441	Matt Ryan	(2008-17)
1,871	Steve Bartkowski	(1975-85)
1,129	Chris Miller	(1987-93)

Most Passes Completed, Season

439	Matt Ryan	(2013)
422	Matt Ryan	(2012)
415	Matt Ryan	(2014)

Most Passes Completed, Game

37	Matt Ryan	at SF., (12/23/13)
37	Matt Ryan	vs. T.B., (11/1/15)
37	Chris Miller	vs. Det., (12/24/89)

Highest Completion Percentage, Career (600 att.)

65.0	Matt Ryan	(2008-16)
60.5	Jeff George	(1994-96)
59.8	Bobby Hebert	(1993-96)

INDIVIDUAL RECORDS

Highest Completion Percentage, Season

.699	Matt Ryan (2016)
.686	Matt Ryan (2012)
.681	Wade Wilson.....(1992)

Highest Completion Percentage, Game (Minimum 20 Att.)

.875	Matt Ryan vs. T.B.(56-14),(9/18/14)
.857	Matt Ryan vs. G.B (24-28),(11/28/10)
.857	Steve Bartkowski vs. Det. (24-28), (9/9/84)
.826	Steve Bartkowski at Pitt. (19-23),(10/28/84)
.826	Steve Bartkowski at S.F.(19-23), (9/25/83)

Best QB Rating, Career

93.6	Matt Ryan (2008-16)
87.4	Chris Chandler (1997-2001)
85.6	Jeff George.....(1994-96)

Best QB Rating, Season (Minimum 100 Att.)

117.1	Matt Ryan (2016)
110.2	Wade Wilson.....(1992)
106.7	Bob Berry(1969)

Most TD Passes, Career

242	Matt Ryan (2008-16)
154	Steve Bartkowski..... (1975-85)
87	Chris Chandler (1997-2001)
87	Chris Miller..... (1987-93)

Most TD Passes, Season

38	Matt Ryan (2016)
32	Matt Ryan (2012)
31	Steve Bartkowski..... (1980)

Most TD Passes, Game

5	Wade Wilson vs. T.B. (12/13/92)
---	---------------------------------------

Most Consecutive Games, TD Pass

27	Chris Chandler..... (1997-99)
22	Matt Ryan (2011-12)

Most Consecutive Passes Without Int.

197	Steve Bartkowski (1982-83)
185	Matt Ryan (2010)
185	Chris Miller(1989)

Most Consecutive Games Without Int.

6	Michael Vick (2002)
5	Steve Bartkowski(1983)

Lowest Interception Pct., Career

2.3	Matt Ryan (2008-16)
2.7	Jeff George.....(1994-96)
3.0	Michael Vick(2001-06)

Lowest Interception Pct., Season (Minimum 150 Att.)

1.3	Matt Ryan (7-534) (2016)
1.2	Steve Bartkowski (5-432).....(1983)
1.6	Matt Ryan (9-571) (2010)

RECEIVING

Most Passes Caught, Career

765	Roddy White (2005-14)
573	Terance Mathis.....(1994-2001)
534	Julio Jones(2011-17)
423	Andre Rison.....(1990-94)

Most Passes Caught, Season

136	Julio Jones (2015)
115	Roddy White (2010)
111	Terance Mathis..... (1994)

Most 50+ Catch Seasons

8	Terance Mathis.....(1994-2001)
8	Roddy White (2007-14)
5	Julio Jones(2011-15)
5	Andre Rison.....(1990-94)

Most Passes Caught, Game

15	William Andrews ... vs. Pitt. (124 yds), (11/15/81)
14	Andre Rison at Det. (193 yds), (9/4/94)
13	Five Times
	Last, Julio Jonesat NYG (135 yds), (9/20/15)

Most Yards Gained Receiving, Career

10,863	Roddy White (2005-15)
8,150	Julio Jones(20011-17)
7,349	Terance Mathis(1994-2001)
6,267	Alfred Jenkins (1975-83)

Most Yards Gained Receiving, Season

1,871	Julio Jones (2015)
1,593	Julio Jones (2014)
1,409	Julio Jones (2016)
1,389	Roddy White (2010)

Most Yards Gained Receiving, Game

300	Julio Jones vs. Car (12 rec), (10/2/16)
259	Julio Jones . at G.B. (11 rec), (12/8/14)
210	Roddy White at S.F. (8 rec), (10/11/09)
201	Roddy White vs. Cin. (11 rec), (10/24/10)

INDIVIDUAL RECORDS

Most 100-Yard Games, Career

39	Roddy White	(2005-14)
36	Julio Jones	(2011-17)
16	Alfred Jenkins	(1975-83)

Most 100-Yard Receiving Games, Season

9	Julio Jones	(2015)
7	Julio Jones	(2014)
7	Julio Jones	(2016)
7	Roddy White	(2012)
7	Roddy White	(2008)

Most TD Receptions, Career

62	Roddy White	(2005-14)
57	Terance Mathis	(1994-2001)
56	Andre Rison	(1990-94)

Most TD Receptions, Season

15	Andre Rison	(1993)
13	Alfred Jenkins	(1981)
12	Andre Rison	(1991)

Most TD Receptions, Game

3	Five Times	Last vs. Stl (Terance Mathis)(11/19/95)
---	------------	---

Highest Per Catch Average, Season (minimum 20 catches)

22.5	Ken Burrow (33)	(1971)
22.4	Michael Haynes (50)	(1991)
21.3	Brian Finneran (23)	(2001)

KICKOFF RETURNS

Most Return Yards, Career

5,489	Allen Rossum	(2002-06)
3,724	Eric Weems	(2007-16)
3,388	Deion Sanders	(1989-93)

Most Return Yards, Season

1,491	Darrick Vaughn	(2001)
1,317	Jerious Norwood	(2007)
1,311	Jerious Norwood	(2008)

Most Return Yards, Game

249	Tony Smith	vs. Pitt., (9/27/93)
220	Allen Rossum	vs. Pitt., (10/22/06)
198	Darrick Vaughn	at Stl., (1/6/02)
198	Clarence Verdin	vs. N.O., (12/11/94)

Highest Average Return, Career (Min. 75)

25.7	Darrick Vaughn	(2000-01)
25.5	Jerious Norwood	(2006-09)
25.3	Eric Weems	(2007-16)

Highest Average Return, Season (Min. 25)

27.7	Darrick Vaughn	(2000)
27.5	Eric Weems	(2010)
27.5	Sylvester Stamps	(1987)

Most Returns, Career

250	Allen Rossum	(2002-06)
147	Deion Sanders	(1989-93)
147	Eric Weems	(2006-16)

Most Returns, Season

62	Allen Rossum	(2003)
61	Darrick Vaughn	(2001)
58	Allen Rossum	(2004)

Longest Kickoff Returns

102t	Eric Weems	at T.B., (12/5/10)
100t	Darrick Vaughn	at Den., (9/10/00)
100t	Deion Sanders	at S.F., (10/13/91)
100t	Dennis Pearson	at Stl., (12/17/78)

Most Touchdowns, Kickoff Returns, Career

4	Darrick Vaughn	(2000-01)
3	Deion Sanders	(1989-93)
2	Byron Hanspard	(1997-99)

PUNT RETURNS

Most Return Yards, Career

1,723	Allen Rossum	(2002-06)
1,309	Eric Weems	(2007-16)
1,251	Billy Johnson	(1982-87)

Most Return Yards, Season

545	Allen Rossum	(2003)
489	Billy Johnson	(1983)
457	Allen Rossum	(2004)

Most Return Yards, Game

139	Darrien Gordon	vs. Dal. (11/11/01)
116	Billy Johnson	at NYJ. (10/23/83)
108	Al Dodd	vs. Chi. (10/13/74)

Highest Return Average, Career (Min. 75)

11.2	Allen Rossum	(2002-05)
10.9	Eric Weems	(2007-15)
10.1	Billy Johnson	(1982-87)

Highest Return Average, Season (Min. 20)

14.1	Darrien Gordon	(2001)
14.0	Allen Rossum	(2003)

INDIVIDUAL RECORDS

Highest Return Average, Game (Min. 3)

46.3	Darrien Gordon . . . vs. Dal., (11/11/01)
31.0	Harry Douglas . . . vs. Car., (11/23/08)
31.0	Billy Johnson . . vs. LA Raid., (11/21/82)

Most Returns, Career

154	Allen Rossum (2002-06)
124	Billy Johnson (1982-87)
109	Rolland Lawrence (1973-80)

Most Returns, Season

54	Rolland Lawrence (1976)
52	Todd Kinchen (1997)
51	Rolland Lawrence (1977)

Most Returns, Game

8	Tim Dwight at Det. (11/12/00)
8	Rolland Lawrence . . . at S.F., (10/9/77)

Most Touchdowns, Punt Returns, Career

2	Allen Rossum (2002-06)
2	Tim Dwight (1998-2000)
2	Deion Sanders (1989-93)

Longest Punt Returns

79t	Deion Sanders . . vs. Cin., (10/28/90)
77t	Tom McCauley . vs. N.O., (10/25/70)
75t	Allen Rossum . . . at K.C., (10/24/04)
75t	John Mallory . . . vs. Min., (12/20/70)

COMBINED RETURNS

Combined Return Yards, Career

7,212	Allen Rossum (2002-06)
5,033	Eric Weems (2007-16)
4,177	Deion Sanders (1989-93)

Most Combined Return Yards, Season

1,836	Allen Rossum (2003)
1,707	Allen Rossum (2004)
1,491	Darrick Vaughn (2001)

Most Combined Returns, Career

404	Allen Rossum (2002-06)
267	Eric Weems (2006-16)
240	Deion Sanders (1989-93)

Most Combined Returns, Season

101	Allen Rossum (2003)
95	Allen Rossum (2004)
77	Allen Rossum (2002)

COMBINED NET YARDS

(Rushing, Receiving, KO & Punt Returns)

Most Combined Yards, Career

10,882	Roddy White (2005-15)
---------------	--

8,704	William Andrews (1979-86)
8,345	Gerald Riggs (1982-88)

Most Combined Yards, Season

2,207	Jerious Norwood (2007)
2,176	William Andrews (1983)
2,165	Jamal Anderson (1998)

Most Combined Yards, Game

300	Julio Jones (0/300) vs. Car, (10/2/16)
296	Eric Metcalf . . . (0/97/176/23) vs. Phi., (9/22/96)
270	Jerious Norwood (56/22/192/0) vs. Stl., (12/28/08)

PUNTING

Highest Punting Average, Career (Min. 100)

45.9	Matt Boshier (2011-16)
42.6	Rick Donnelly (1985-88)
42.0	Michael Koenen (2005-10)

Highest Punting Average, Season (Min. 35)

47.5	Matt Boshier (2012)
47.2	Matt Boshier (2015)
46.8	Matt Boshier (2016)

Highest Punting Average, Game (Min. 4)

66.6	Scott Fulhage vs. S.F., (10/14/90)
52.1	Rick Donnelly at Phi., (11/10/85)
50.0	Matt Boshier at Min., (9/28/14)

Highest Net Punting Average, Season

41.6	Matt Boshier (2016)
41.1	Matt Boshier (2013)
40.8	Matt Boshier (2014)

Most Punts, Career

873	John James (1972-81)
469	Dan Stryzinski (1995-2000)
440	Michael Koenen (2005-10)

Most Punts, Season

109	John James (1978)
105	John James (1977)
101	John James (1976)

Most Punts, Game

12	John James vs. Was., (12/10/78)
11	Rick Donnelly at Phi., (10/30/88)

Most Punts Inside 20, Season

30	Michael Koenen (2007)
29	Michael Koenen (2010)
28	John James (1976)

INDIVIDUAL RECORDS

Longest Punt

- 75 Harold Alexander... at Chi., (10/3/93)
- 75 John James..... vs. Oak., (11/30/75)
- 72 John James..... vs. N.O., (9/16/73)

Most Fair Catches Forced, Season

- 45 Dan Stryzinski..... (1997)
- 34 Dan Stryzinski..... (1999)
- 33 Chris Mohr..... (2003)

INTERCEPTIONS

Most Passes Intercepted, Career

- 39 Rolland Lawrence..... (1973-81)
- 31 Ray Brown..... (1971-77)
- 30 Ray Buchanan..... (1997-2003)
- 30 Scott Case..... (1984-94)

Most Passes Intercepted, Season

- 10 Scott Case..... (1988)
- 9 Rolland Lawrence..... (1975)
- 8 Ray Brown..... (1974)

Most Passes Intercepted, Game

- 2 33 Times**
Last time by, Robert Alford... vs. Car.,
(10/2/16)

Most Consecutive Games Pass Int.

- 4 D.J. Johnson(Weeks 2-5, 1994 Season)
- 4 Ken Reaves.... (3 games-1970, 1-1971)

Most Interception Return Yards, Career

- 658 Rolland Lawrence..... (1973-80)
- 574 Ray Brown..... (1971-77)
- 520 Deion Sanders..... (1989-93)
- 442 Ray Buchanan..... (1997-03)
- 439 Ken Reaves..... (1966-73)

Most Interception Return Yards, Season

- 221 Tom Pridemore..... (1981)
- 177 DeAngelo Hall..... (2005)
- 164 Ray Brown..... (1974)

Most Interception Return Yards, Game

- 101 Tom Pridemorevs. S.F. (1 INT), (9/20/81)

Most Interceptions For TD's, Career

- 3 Kevin Mathis..... (2002-04)
- Deion Sanders..... (1989-93)

Most Interceptions For TD's, Season

- 2 Five Times
Last by Deion Jones..... (2016)

Most Interceptions For TD's, Game

- 2 Kenny Johnson... vs. G.B. (26 and 31),
(11/27/83)

FUMBLE RECOVERIES

Most Recoveries, Career

- 14 Greg Brezina (12 yds)..... (1968-79)
- 13 Tom Pridemore (50 yds).... (1978-85)
- 13 Rolland Lawrence (20 yds).. (1973-80)
- 13 Tommy Nobis (6 yds)..... (1966-76)

Most Recoveries, Season

- 5 Four Times
Last by Jeff Yeates (0 yards).... (1979)

Most Recoveries, Game

- 2 Seven Times,
Last by Jonathan Babineaux... vs. Mia.,
(9/13/09)

Most Yards, Fumble Recoveries, Career

- 155 Jessie Tuggle (10 recoveries)(1987-97)
- 113 Bob Glazebrook (4)..... (1978-83)
- 111 Joel Williams (8)..... (1979-89)

Most Yards, Fumble Recoveries, Season

- 91 Bob Glazebrook (2)..... (1982)
- 86 DeAngelo Hall (2)..... (2005)
- 75 Oliver Barnett (1)..... (1991)

Most TD's, Fumble Recoveries, Career

- 5 Jessie Tuggle (10 recoveries)(1987-98)

Most TD's, Fumble Recoveries, Season

- 2 Kenny Johnson..... (1981)

Most TD's Fumble Recoveries, Game

- 1 53 Times
Last by Thomas DeCoudvs. TB., 30 yds,
(10/20/13)

Safeties, Career

- 2 Three Times
Last by Brian Jordan..... (1989-91)

SACKS

Most Sacks, Career

- 94.5 (757 yds) Claude Humphrey (1968-78)
- 68.5 (463 yds) John Abraham... (2006-12)
- 58.5 (321.5 yds) Chuck Smith..... (1992-99)

Most Sacks, Season

- 16.5 John Abraham..... (2008)
- 16.0 Joel Williams..... (1980)
- 15.5 Vic Beasley Jr..... (2016)

INDIVIDUAL RECORDS

Most Sacks, Game

- 6.0 Adrian Clayborn . . . vs. Dal., (11/12/17)
- 5.0 Chuck Smithat N.O., (10/12/97)
- 5.0 Claude Humphrey(Twice)
- 4.0 Claude Humphrey .at N.O., (12/19/71)

Most Sack Yards, Season

- 137.5 Joel Williams (1980)
- 127.5 Claude Humphrey(1976)
- 109.5 John Abraham(2008)

Most Sack Yards, Career

- 757.0 Claude Humphrey (1968-78)
- 463.0 John Abraham (2006-12)
- 395.0 John Zook (1969-75)

CAREER SERVICE & STREAKS

SERVICE

Most Seasons Played

18	Jeff Van Note	(1969-86)
17	Mike Kenn	(1978-94)
14	Todd McClure	(1999-12)
14	Jessie Tuggle	(1987-00)
12	Bob Whitfield	(1992-03)
12	Bobby Butler	(1981-92)
12	Jonathan Babineaux	(2005-16)
11	Keith Brooking	(1998-08)
11	Scott Case	(1984-94)
11	Steve Bartkowski	(1975-85)
11	Jim Mitchell	(1969-79)
11	Tommy Nobis	(1966-76)

Most Games Played

251	Mike Kenn	(1978-94)
246	Jeff Van Note	(1969-86)
209	Jessie Tuggle	(1987-00)
197	Todd McClure	(1999-12)
185	Jonathan Babineaux	(2005-16)
178	Bob Whitfield	(1992-03)
169	Bobby Butler	(1981-92)
162	Scott Case	(1984-94)
161	Keith Brooking	(1998-08)
155	Jim Mitchell	(1969-79)
155	Roddy White	(2005-14)
151	Greg Brezina	(1968-79)

Most Games Started

251	Mike Kenn
225	Jeff Van Note
197	Todd McClure
189	Jessie Tuggle
167	Bob Whitfield
145	Keith Brooking
133	Jonathan Babineaux
133	Tommy Nobis
133	Roddy White
127	Claude Humphrey

Most Consecutive Games Played

155	Jeff Van Note	(1976-86)
144	Todd McClure	(2001-10)
130	Keith Brooking	(2001-Week 16-08)
129	Bob Whitfield	(1992-Week 11, '00)
112	Ken Reaves	(1966-73)
112	Patrick Kerney	(1999-05)

Most Consecutive Games Started

144	Todd McClure	(2001-10)
128	Keith Brooking	(2000-08)
123	Bob Whitfield	(Wk 1, '93-Wk 11, '00)
112	Jeff Van Note	(1970-84)
100	Steve Bartkowski	(Wk 8, '77-Wk 10, '84)

Most Pro Bowl Appearances

6	Claude Humphrey	(1970, 71, 72, 73, 74, 77)
6	Jeff Van Note	(1974, 75, 79, 80, 81, 82)
5	Jessie Tuggle	(1992, 94, 95, 97, 98)
5	Tommy Nobis	(1966, 67, 68, 70, 72)
5	George Kunz	(1969, 71, 72, 73, 74)
5	Mike Kenn	(1980, 81, 82, 83, 84)
5	Keith Brooking	(2001, 02, 03, 04, 05)
4	Roddy White	(2008, 09, 10, 11)
4	Alge Crumpler	(2003, 04, 05, 06)
4	Elbert Shelley	(1992, 93, 94, 95)
4	Matt Ryan	(2010, 12, 14, 16)

Most Consecutive Pro Bowl Appearances

5	Keith Brooking	(2001-05)
5	Claude Humphrey	(1970-74)
5	Mike Kenn	(1980-84)
4	Roddy White	(2008-11)
4	Tony Gonzalez	(2010-13)
4	Alge Crumpler	(2003-06)
4	Elbert Shelley	(1992-95)
4	Andre Rison	(1990-93)
4	William Andrews	(1980-83)
4	Jeff Van Note	(1979-82)
4	George Kunz	(1971-74)

SCORING

Most Consecutive Games, Scoring

124	Morten Andersen	(1995 Week 1-2000, 2006 Week 2-2006, Week 17, 2007 Week 2-2007 Week 17)
95	Matt Bryant	(2009-WK 13, 2015)

Most Consecutive Games Scoring TD

7	Michael Turner (all rushing)	(2009)
7	T.J. Duckett, (all rushing)	(2003)
6	Terance Mathis, (all receiving)	(1998)
5	Devonta Freeman (9 rush, 1 rec)	(2015)
5	Eric Metcalf, (4 receiving, 1 return)	(1995)
5	Michael Turner (all rushing)	(2012)
4	Roddy White, (all receiving)	(2011)
4	Roddy White, (all receiving)	(2009)
4	Michael Turner (all rushing)	(2008)
4	T.J. Duckett, (all rushing)	(2005)
4	Bert Emanuel, (all receiving)	(1997)
4	Andre Rison, (all receiving)	(1993)
4	Gerald Riggs, (all rushing)	(1986)
4	Jim Mitchell, (3 receiv., 1 fumble)	(1975)
4	Dave Hampton, (3 rush, 1 receiv.)	(1975)

Most Consecutive Games With TD Pass

27	Chris Chandler	(Wk 3, '97-Wk 3, '99)
20	Matt Ryan	(Wk. 13, '13-Wk. 16, '14)
18	Matt Ryan	(Wk. 16 '15-)
15	Matt Ryan	(2011)
15	Matt Ryan	(2010)

CAREER SERVICE & STREAKS

Most Consecutive Games With TD Catch

6	Terance Mathis.....(1998)
4	Roddy White.....(2011)
4	Roddy White.....(2009)
4	Bert Emanuel.....(1997)
4	Andre Rison.....(1993)
4	Andre Rison.....(1991)

KICKING

Most Consecutive PAT's

222	Matt Bryant.....(2009-14)
153	Morten Anderson.....(1998 WK 4-2000, (2006-07)
139	Norm Johnson.....(1991-94)

Most Consecutive Games FG Made

14	Jay Feely.....(2001)
13	Jay Feely.....(2002)
11	Matt Bryant.....(2011)
11	Norm Johnson.....(1993)

Most Consecutive Field Goals

27	Matt Bryant.....(2010-11)
26	Norm Johnson.....(1992-93)
18	Todd Peterson.....(2005)
18	Morten Andersen.....(1995)

RUSHING

Most Consecutive 100-Yard Games

6	Jamal Anderson.....(1998)
4	Gerald Riggs.....(1985)
3	Devonta Freeman.....(2015)
3	Michael Turner.....(2009)
3	Gerald Riggs.....(1986)
3	William Andrews.....(1983)

Most Consecutive 1,000-yard Seasons

3	Warrick Dunn.....(2004-06)
3	Jamal Anderson.....(1996-98)
3	Gerald Riggs.....(1984-86)
3	William Andrews.....(1979-81)

RECEIVING

Most Consecutive Games With Reception

127	Roddy White.....(Wk 14 2006-present)
103	Alfred Jenkins.....(1975-1983)
80	Tony Gonzalez.....(2009-13)
74	Alge Crumpler.....(2001-2007)
59	Terance Mathis.....(1997-2000)

Most Consecutive 100-Yard Games

4	Terance Mathis.....(1994)(Nov. 13 10-125, Nov. 20 8-168,Nov. 27 10-124, Dec. 4 7-128)
4	Andre Rison.....(1990)(Sept. 23 11-128, Oct. 7 10-154,Oct. 14 9-172, Oct. 21 5-161)

PASSING

Most Consecutive Passes Without INT

197	Steve Bartkowski.....(1982-83)
185	Matt Ryan.....(2010)
185	Chris Miller.....(1989)

Most Consecutive Games With TD Pass

22	Matt Ryan.....(2010-2012)
22	Chris Chandler.....(1997-99)
20	Matt Ryan.....(2013-2014)
18	Matt Ryan.....(2015-)
14	Chris Miller.....(1991-92)
14	Steve Bartkowski.....(1980-81)

INTERCEPTIONS

Most Consecutive Games Pass INT

6	Matt Ryan.....(Weeks 5-10, 2009)
---	----------------------------------

ALL-TIME LISTS

ALL-TIME FUMBLE RETURNS FOR TOUCHDOWN

Date	Play
(10/19/69)	Jim Weatherford for 74 yards at S.F.
(12/21/69)	Claude Humphrey for 24 yards vs. Min.
(10/25/70)	Randy Marshall rec. in end zone vs. N.O.
(12/6/70)	John Mallory for 17 yards at S.F.
(10/17/71)	John Mallory for 54 yards vs. LA Rams
*(10/28/71)	Jim Mitchell for 55 yards at Min.
(12/5/71)	Tom Hayes for 60 yards vs. Oak.
(9/17/72)	John Zook for 26 yards at Chi.
(10/5/75)	Jim Mitchell for 50 yards vs. N.O.
(11/13/77)	Ralph Ortega for 14 yards vs. Det.
(10/29/79)	Rick Byas for 40 yards vs. Sea.
(10/5/80)	Buddy Curry for 30 yards vs. Det.
(10/5/80)	Joel Williams for 42 yards vs. Det.
(12/14/80)	Al Richardson rec. in end zone vs. S.F.
(10/6/81)	Kenny Johnson for 35 yards vs. N.O.
(10/13/81)	Joel Williams for 57 yards at G.B.
(10/5/81)	Kenny Johnson for 20 yards at Phi.
(11/29/81)	Alfred Jackson rec. in end zone at Hou.
(9/12/82)	Bob Glazebrook for 91 yards at NYG
** (1/9/83)	Doug Rogers rec. in end zone at Min.
(10/30/83)	John Rade for 16 yards vs. N.E.
(11/20/83)	Blane Gaison for 64 yards vs. S.F.
(10/20/85)	Mike Gann for 42 yards vs. N.O.
(10/21/86)	Mike Pitts for 22 yards at Dal.
(10/26/86)	James Britt for 65 yards at LA Rams
(12/6/87)	Robert Moore for 20 yards at Dal.
(10/30/88)	Mike Gann for 36 yards at Phi.
(12/11/88)	Jessie Tuggle for two yards at LA Rams
(10/17/89)	Bobby Butler for 29 yards vs. Dal.
(10/9/90)	Jessie Tuggle for 65 yards vs. Hou.
(10/22/91)	Jessie Tuggle for 18 yards vs. LA Raiders
(9/29/91)	Ken Tippins for 23 yards vs. N.O.
(11/17/91)	Oliver Barnett for 75 yards vs. T.B.
(12/1/91)	Joe Fishback for 16 yards vs. G.B.
(12/3/92)	Jessie Tuggle for 69 yards vs. N.O.
(9/27/93)	Vinnie Clark for 46 yards vs. Pitt.
(11/13/94)	Eric Jack for 27 yards at N.O.
(10/4/97)	William White for 18 yards vs. Car.
(10/11/97)	Antonio Edwards for two yards at NYG
(11/8/98)	Chuck Smith for 71 yards at N.E.
(11/15/98)	Jessie Tuggle for one yard vs. S.F.
(11/3/02)	Patrick Kerney for four yards vs. Bal.

(10/26/04)	Brady Smith for zero yards vs. Stl.
(10/16/05)	DeAngelo Hall for 66 yards at N.O.
(10/24/05)	Chauncey Davis for 24 yards vs. NYJ
(10/7/07)	DeAngelo Hall for 56 yards at Ten.
^(12/21/08)	Justin Blalock rec. in end zone at Min.
(11/2/09)	Kroy Biermann for four yards at N.O.
(12/27/09)	Lawrence Sidbury for 11 yards vs. Buf.
(12/19/10)	Jonathan Babineaux in endzone at Sea.
(12/15/11)	Corey Peters for 13 yards vs. Jax
(11/18/12)	Jonathan Babineaux for 15 yards vs. Az.
(10/20/13)	Thomas Decoud for 30 yards vs. TB
(12/21/14)	Osi Umenyiora for 86 yards at N.O.
(10/4/15)	Desmond Trufant for 24 yards vs. Hou
(10/4/15)	Nate Stupar for 84 yards vs. Hou
(10/23/16)	Adrian Clayborn for 5 yards vs. S.D.
(12/11/16)	Vic Beasley Jr. 21 yards vs. L.A.
(9/17/17)	Desmond Trufant 15 yards vs. G.B.

*Ball was fumbled by teammate and picked up and run back for a touchdown.

**1982 Playoffs

^Ball was fumbled by teammate in end zone and recovered for a touchdown.

ALL-TIME INTERCEPTIONS FOR A TOUCHDOWN

Date	Play
(12/4/66)	Bobby Riggles for 62 yards at Min.
(10/17/67)	Lee Calland for 77 yards at Bal.
(10/29/67)	Tommy Nobis for 41 yards vs. Min.
(10/20/68)	Ken Reaves for 90 yards at LA Rams
(12/15/68)	Jimmy Burson for 73 yards vs. S.F.
(10/31/71)	Don Hansen for 40 yards at Cle.
(10/1/72)	Tommy Nobis for 29 yards vs. LA Rams
(9/16/73)	Tom Hayes for 65 yards at N.O.
(12/9/73)	Tom Hayes for 38 yards vs. Stl.
(10/6/74)	Ray Brown for 59 yards at NYG
(11/23/75)	Ray Brown for 41 yards vs. Den.
(11/30/75)	Rolland Lawrence for 87 yards at Oak.
(11/13/77)	Robert Pennywell for 20 yards vs. Det.
(11/20/77)	Rick Byas for 72 yards at N.O.
(9/2/79)	James Mayberry for six yards at

ALL-TIME LISTS

N.O.
 (12/16/79) Robert Pennywell for 39 yards vs. S.F.
 (9/13/81) Fulton Kuykendall for 20 yards at G.B.
 (9/20/81) Tom Pridemore for 101 yards vs. S.F.
 (11/23/81) Buddy Curry for 35 yards vs. Min.
 *(1/9/83) Bob Glazebrook for 35 yards vs. Min.
 (11/27/83) Kenny Johnson (2) for 26 & 31 yds vs G.B.
 (9/23/84) Jeff Jackson for 35 yards vs. Hou.
 (9/22/85) John Rade for 38 yards vs. Den.
 (9/21/86) Bobby Butler for 33 yards at Dal.
 (11/16/86) Joel Williams for 14 yards vs. Chi.
 (9/18/88) Robert Moore for 47 yards at S.F.
 (9/9/90) Deion Sanders for 82 yards vs. Hou.
 (12/23/90) Scott Case for 36 yards vs. LA Rams
 (12/30/90) Deion Sanders for 61 yards vs. Dal.
 (12/15/91) Deion Sanders for 55 yards vs. Sea.
 (9/11/94) Darnell Walker for 44 yards vs. L.A.
 (11/5/95) Alton Montgomery for 71 yards vs. Det.
 (11/26/95) Jessie Tuggle for 27 yards at Arz.
 (10/18/98) Eugene Robinson for 25 yards vs. N.O.
 (12/27/98) Ronnie Bradford for 11 yards vs. Mia.
 (12/5/99) Ray Buchanan 52 yards vs. N.O.
 (9/3/00) Ashley Ambrose for 36 yards vs. S.F.
 (10/1/00) Tim Dwight for 70 yards at Phi.
 (11/24/02) Keion Carpenter for 41 yards at Car.
 (11/16/03) Tod McBride for 15 yards at N.O.
 (12/7/03) Kevin Mathis for 32 yards in OT vs. Car.
 (12/20/03) Juran Bolden for 41 yards at T.B.
 (10/3/04) Kevin Mathis for 35 yards at Car.
 (10/31/04) Kevin Mathis for 66 yards at Den.
 (12/12/04) Rod Coleman for 39 yards vs. Oak.
 (1/2/05) DeAngelo Hall for 48 yards at Sea.
 (9/21/08) Chris Houston 10 yards at K.C.
 (11/9/08) Chevis Jackson 95 yards vs. N.O.
 (11/8/09) Tye Hill 62 yards vs. Was.
 (10/10/10) Kroy Biermann 31 yards at Cle.
 (12/27/10) Chauncey Davis 26 yards vs. N.O.
 (09/11/11) Kroy Beirmann 50 yards at Chi.
 (01/01/12) Curtis Lofton 26 yards vs. T.B.
 (10/14/12) Asante Samuel 79 yards vs. OAK
 (9/15/13) Osi Umenyiora for 68 yards vs. STL
 (12/8/13) Sean Weatherspoon for 71 yards at GB
 (9/18/14) Kemal Ishmael for 23 yards vs T.B.
 (10/11/15) Robert Alford for 59 yards vs Was.
 (9/26/16) Deion Jones for 90 yards vs. N.O.
 (10/2/16) Robert Alford for 30 yards vs. Car
 (12/11/16) Deion Jones for 33 yards at L.A.
 *1982 NFC Playoffs.....

ALL-TIME 2-POINT CONVERSIONS

Date Play
 (10/2/94) Terance Mathis at LA Rams
 (10/27/94) Terance Mathis vs. Phi.
 (12/18/94) Andre Rison at G.B.
 (10/1/95) Terance Mathis vs. N.E.
 (11/5/95) Terance Mathis vs. Det.
 (9/17/99) Terance Mathis at N.O.
 (9/22/96) Terance Mathis vs. Phi.
 (11/29/98) Jamal Anderson at Stl.
 (10/15/00) Jamal Anderson at Stl.
 (10/14/01) Shawn Jefferson vs. S.F.
 (9/18/05) Alge Crumpler at Sea.
 (10/9/05) Brian Finneran vs. N.E.
 (11/13/05) Brian Finneran vs. G.B.
 (1/1/06) Brian Finneran vs. Car.....
 (12/7/08) Michael Jenkins at N.O.
 (10/24/10) Roddy White vs. Cin.
 (11/17/13) Tony Gonzalez at TB
 (11/9/14) Harry Douglas at TB
 (9/27/15) Levine Toilolo at Dal.
 (9/11/16) Mohamed Sanu vs. T.B.
 (9/18/16) Matt Ryan at Oak

ALL-TIME BLOCKED PUNT FOR TOUCHDOWN

Date Play
 (12/7/69) Ron Acks rec. in the end zone vs. N.O.
 (10/3/71) Tom Hayes for 20 yards at Det.
 (10/10/71) Tom Hayes for 25 yards vs. Stl.
 (9/3/78) Tom Moriarty rec. in end zone vs. Hou.
 (10/21/79) Rolland Lawrence for 41 yards at S.F.
 (10/5/80) Frank Reed for 16 yards vs. Det.
 (10/14/90) Bobby Butler for 62 yards vs. S.F.
 (1/4/03) Artie Ulmer for 1 yd at G.B. in NFC W.C.

ALL-TIME BLOCKED FIELD GOAL FOR T.D.

Date Play
 (10/12/95) Kevin Ross for 83 yards at Stl.
 (10/16/05) Demorrio Williams for 59 yards at N.O.

ALL-TIME KICKOFF RETURN FOR TOUCHDOWN

Date Play
 (9/17/67) Ron Smith for 99 yards at Bal.
 (11/16/69) Mal Snider for 48 yards vs. Chi.
 (12/17/78) Dennis Pearson for 100 yards at Stl.
 (10/20/85) Cliff Austin for 94 yards vs. N.O.
 (12/20/87) Sylvester Stamps for 97 yards vs.

ALL-TIME LISTS

S.F.

- (12/30/90) Keith Jones for 76 yards vs. Dal.
 - (10/13/91) Deion Sanders for 100 yards vs. S.F.
 - (10/13/92) Deion Sanders for 99 yards at Was.
 - (11/21/92) Deion Sanders for 73 yards at Buf.
 - (9/27/93) Tony Smith for 97 yards vs. Pitt.
 - (11/30/97) Byron Hanspard for 93 yards at Sea.
 - (12/7/97) Byron Hanspard for 99 yards at S.D.
 - (10/4/98) Tim Dwight for 93 yards vs. Car.
 - (9/10/00) Darrick Vaughn for 100 yards at Den.
 - (10/15/00) Darrick Vaughn for 96 yards at Stl.
 - (12/17/00) Darrick Vaughn for 88 yards at N.O.
 - (1/6/02) Darrick Vaughn for 96 yards at Stl.
 - (12/15/02) . Allen Rossum for 91 yards vs. Sea.
 - (12/5/10) Eric Weems for 102 yards at T.B.
 - *(1/15/11) Eric Weems for 102 yards vs. G.B.
- * 2010 Divisional Round Playoff Game

ALL-TIME PUNT RETURN FOR TOUCHDOWN

- | Date | Play |
|------------|--|
| (10/25/70) | Tom McCauley for 77 yards vs. N.O. |
| (12/20/70) | ... John Mallory for 75 yards vs. Min. |
| (9/29/74) | Gerald Tinker for 72 yards vs. N.O. |
| (10/23/83) | Billy Johnson for 71 yards at NYJ |
| (9/10/89) | Deion Sanders for 68 yds. vs. LA Rams |
| (10/28/90) | Deion Sanders for 79 yards vs. Cin. |
| (10/12/95) | Eric Metcalf for 66 yards at Stl. |
| (12/12/99) | Winslow Oliver for 58 yards at S.F. |
| (1/3/00) | Tim Dwight for 70 yards vs. S.F. |
| (10/1/00) | Tim Dwight for 70 yards at Phi. |
| (11/23/03) | Allen Rossum for 59 yards vs. Tenn. |
| (10/24/04) | Allen Rossum for 75 yards at K.C. |
| (11/23/08) | Harry Douglas for 61 yards vs. Car. |
| (1/2/11) | Eric Weems for 55 yards vs. Car. |
| (9/18/14) | Devin Hester for 62 yards vs T.B. |

TOP PERFORMANCES

RUSHING YARDAGE

220	Michael Turner vs. Det., (22 att) . . . (9/7/08)	132	Warrick Dunn at Sea., (25 att) . . . (1/2/04)
208	Michael Turner vs. Stl., (25 att) . (12/28/08)	132	Warrick Dunn vs. Det., (30 att) .(12/22/02)
202	Gerald Riggs vs. N.O., (35 att) (9/2/84)	132	Jamal Anderson vs. N.O.,(25 att)(10/18/98)
197	Gerald Riggs vs. K.C., (26 att) (12/8/85)	131	Michael Turner at Stl., (28 att) . . . (11/21/10)
192	Erric Pegram vs. S.F., (27 att) (9/19/93)	131	Gerald Riggs vs. Det., (31 att) (9/8/85)
188	Jamal Anderson at Stl., (31 att) . . (11/29/98)	131	William Andrews vs. S.D., (21 att) (12/2/79)
180	Erric Pegram at Cin., (37 att)(12/26/93)	129	Jason Snelling vs. Arz., (24 att) . . . (9/19/10)
178	Warrick Dunn at NYG., (25 att) . . (11/9/03)	129	Warrick Dunn at Pitt., (20 att) . . (11/10/02)
173	Michael Vick at Min., (10 att) (12/1/02)	129	Gerald Riggs vs. Phi., (27 att) (11/10/85)
172	Michael Turner vs. T.B., (17 att) (1/1/12)	129	William Andrews vs. G.B., (20 att) . (11/27/83)
172	Jamal Anderson vs. Stl., (22 att) . . (11/1/98)	129	Haskel Stanback vs. N.O.,(22 att) . . (12/18/77)
172	Gerald Riggs vs. Mia., (33 att) . . (11/30/88)	129	Gerald Riggs vs. T.B., (27 att) (9/28/86)
167	William Andrews vs. N.O.,(30 att) (9/2/79)	128	Erric Pegram at LA Rams, (27 att)(11/14/93)
166	Michael Turner vs. Was., (18 att) . (11/8/09)	127	Michael Vick vs. T.B., (14 att) (9/17/06)
166	Michael Vick vs. N.O., (12 att) . . (11/26/06)	127	Gerald Riggs vs. Was., (22 att) . . . (11/3/85)
162	Warrick Dunn at N.O., (23 att) . . (11/16/03)	127	Gerald Riggs vs. Dal., (24 att) . . . (10/27/85)
162	Jamal Anderson vs. Stl., (20 att) . . (11/2/97)	127	Jim Butler vs. S.F., (17 att) (10/4/70)
162	Steve Broussard vs. Was.,(26 att)(12/19/93)	126	Warrick Dunn vs. Min., (18 att) . (10/02/05)
161	William Andrews vs. Mia., (21 att) .(12/10/83)	126	William Andrews vs. S.F.,(28 att) (9/25/83)
161	Dave Hampton vs. L.A., (29 att) . (10/1/72)	125	William Andrews vs. N.E., (25 att) . (10/30/83)
158	Gerald Riggs vs. N.O., (39 att) . . (12/22/85)	125	John Settle vs. Den., (25 att) (10/16/88)
158	William Andrews vs. Buf, (28 att) (12/17/83)	124	William Andrews vs. N.E.,(19 att) (9/14/80)
155	Warrick Dunn vs. NYJ, (24 att) (10/24/05)	123	Jamal Anderson at S.F., (13 att) . . . (9/27/98)
155	Mike Rozier vs. Dal., (21 att) . . . (12/30/90)	123	Erric Pegram at N.O.,(34 att)(10/24/93)
153	D. Freeman vs. Was., (27 att) .(12/30/90)	123	Gerald Riggs vs. LA Rams, (41 att) . . .(11/17/85)
152	D. Freeman at N.O., (14 att)(9/26/16)	123	Lynn Cain vs. Min., (24 att) (9/7/80)
152	Michael Turner vs. T.B., (32 att) . (12/14/08)	123	Woody Thompson vs. N.O., (24 att) (1/20/77)
152	Jamal Anderson at Arz., (33 att) . (12/21/97)	122	Jamal Anderson vs. Ind., (30 att) (12/6/98)
151	Michael Turner at N.O., (20 att) . . (11/2/09)	122	Michael Turner at Det., (27 att) . . (10/23/11)
150	William Andrews vs. Phi., (25 att) (10/2/83)	121	Michael Turner vs. Cin., (23 att) (10/24/10)
150	William Andrews vs. Det., (32 att)(9/18/83)	121	Michael Turner at G.B. (26 att) (10/5/08)
148	Maurice Smith vs. Dal., (27 att) . . (11/11/01)	121	William Andrews vs. Phi., (24 att) (9/10/79)
148	Jamal Anderson at N.O., (27 att) (12/13/98)	120	Michael Turner at S.D., (31 att) . . (11/30/08)
147	Jason Snelling at T.B., (25 att)(1/3/10)	120	Craig Heyward vs. NYJ, (19 att) . . .(9/24/95)
147	Jamal Anderson at Det., (30 att)(12/20/98)	120	Gerald Riggs vs. Was., (23 att) . . (9/20/87)
146	Warrick Dunn vs. NYG, (14 att) . (10/15/06)	120	Gerald Riggs vs. Hou., (25 att)(9/23/84)
145	Lynn Cain vs. LA Rams (35 att) . . (10/7/84)	119	Jamal Anderson at Det., (25 att) (11/12/00)
142	Warrick Dunn at N.O., (23 att) . . (10/27/02)	119	William Andrews vs. Rams, (21 att) . (11/21/82)
141	D. Freeman at Dal, (30 att) (9/27/15)	119	William Andrews vs. Rams, (21 att) .(10/11/81)
141	Michael Vick vs. Car., (14 att) (12/7/03)	119	Gerald Riggs vs. Dal., (30 att) (12/6/87)
141	Gerald Riggs vs. LA Rams, (35 att) .(10/12/86)	117	Michael Turner vs. Car., (24 att) . (11/23/08)
140	Michael Turner at Cle., (19 att)(10/10/10)	117	Warrick Dunn vs. Arz., (20 att) . . (9/26/04)
139	D. Freeman vs. S.F., (20 att)(12/18/16)	117	Jamal Anderson vs. Car., (31 att)(10/4/98)
139	Michael Turner at Car., (27 att)(10/16/11)	117	Craig Heyward vs. Stl., (20 att) . . .(11/19/95)
139	Michael Turner at Oak. (30 att) . . (11/2/08)	117	Junior Coffey vs. Cle., (17 att) . . (10/30/66)
139	Gerald Riggs vs. Sea., (23 att) . . . (10/13/85)	116	D. Freeman at Ten., (25 att)(10/25/15)
136	Gerald Riggs vs. S.F., (28 att) (9/30/84)	115	Michael Vick at Den., (12 att) . . . (10/31/04)
136	Gerald Riggs vs. Ind., (30 att) (12/7/86)	115	William Andrews vs. Stl., (20 att) (11/9/80)
135	Dave Hampton vs. Stl., (23 att) . . . (9/21/75)	115	William Andrews vs. Rams, (23 att) (12/14/81)
134	Warrick Dunn vs. T.B., (21 att) (9/17/06)	115	Gerald Riggs vs. S.F., (19 att)(9/18/88)
134	Warrick Dunn vs. Car., (28 att) . . (12/18/04)	115	John Settle vs. Sea., (21 att)(10/2/88)
134	Gerald Riggs vs. Was., (27 att) . . . (11/5/84)	115	Mike Rozier vs. T.B., (23 att)(12/2/90)
133	Gerald Riggs vs. S.F., (30 att)(12/2/84)	114	Michael Turner vs. Phi., (21 att)(9/18/11)
132	Warrick Dunn at Car., (29 att)(9/10/06)	114	Michael Turner at N.O., (30 att) . . (9/26/10)
		114	Jim Butler vs. N.O., (20 att)(10/24/71)

TOP PERFORMANCES

113 Gerald Riggs vs. Hou., (21 att) ... (10/25/87)
 112 Michael Turner at Car., (28 att) . (12/12/10)
 112 Gerald Riggs vs. Cin., (23 att) (11/15/87)
 112 Haskel Stanback vs. T.B., (23 att) (9/24/78)
 111 Michael Turner at Car., (9 att) . . . (11/15/09)
 111 William Andrews vs. Rams, (20 att) ..(10/26/80)
 111 Gerald Riggs vs. Stl., (29 att) (9/14/86)
 110 Michael Turner vs. G.B., (23 att). (11/28/10)
 110 Jamal Anderson vs. NYG, (29 att) .. (10/11/98)
 110 Gerald Riggs vs. Chi., (30 att) . . . (11/24/85)
 109 Michael Vick vs. Stl., (12 att) (9/19/04)
 109 Jamal Anderson vs. Car., (22 att) . (11/3/96)
 109 Gerald Riggs vs. Dal., (25 att) (9/21/86)
 108 Jamal Anderson at Car., (14 att) . . . (9/1/96)
 108 William Andrews vs. S.F., (24 att) ..(12/19/82)
 108 Gerald Riggs vs. Stl., (29 att) (9/14/86)
 107 Michael Turner vs. T.B., (24 att) . . . (11/7/10)
 107 Jerious Norwood at Was., (9 att) (12/3/06)
 107 Jamal Anderson vs. K.C., (28 att) .. (12/24/00)
 107 Sonny Collins vs. S.F., (31 att) (11/14/76)
106 Devonta Freeman vs. Det., (21 att)(9/24/17)
 106 Jerious Norwood vs. Arz., (6 att) . (10/1/06)
 106 Dave Hampton vs. Den., (26 att) (11/23/75)
 105 Michael Turner vs. Car., (28 att). (9/20/09)
 105 William Andrews vs. S.F., (18 att) (12/4/80)
 104 Michael Turner vs. K.C., (23 att) .. (9/21/08)
 104 Jamal Anderson at N.E., (32 att) . . (11/8/98)
 104 Michael Vick at NYG, (15 att) . . . (11/21/04)
 104 Bubba Bean vs. Rams, (17 att) . . . (11/19/79)
 104 Cliff Austin vs. N.O., (27 att) (9/7/86)
 104 Steve Broussard vs. S.F., (10 att) . (10/13/91)
 104 Dave Hampton vs. N.O., (19 att) .. (9/16/73)
 103 Michael Turner vs. Car., (13 att) .. (9/30/12)
 103 Warrick Dunn vs. Oak., (25 att) . (12/12/04)
 103 Jamal Anderson vs. Mia., (18 att)(12/27/98)
 103 Jamal Anderson at Det., (16 att) ..(10/6/96)
 103 Art Malone vs. Rams, (18 att) . . . (10/1/72)
 102 Michael Turner vs. Dal., (20 att) . . . (11/4/12)
 102 Byron Hanspard vs Arz., (26 att)(12/26/99)
 102 Craig Heyward at N.O., (25 att) .. (9/17/95)
 102 Lynn Cain vs. Det., (21 att)(10/5/80)
 102 John Settle vs. N.O., (10 att) (9/11/88)
 102 Mike Rozier vs. Rams, (21 att) . . (12/23/90)
 101 Michael Vick vs. Arz., (11 att) (10/1/06)
 101 Warrick Dunn vs. Sea., (20 att) . . (12/15/02)
 101 William Andrews vs. Phi., (18 att) (12/7/80)
 101 William Andrews vs. Hou., (25 att). (11/19/81)
 101 Dave Hampton vs. N.O., (25 att) . (10/5/75)
 101 Steve Broussard vs. S.D., (20 att) . (9/15/91)
 101 Steven Jackson vs. Ari., (18 att) . . (9/30/14)
100 D. Freeman at N.O., (13 att) (10/15/15)
 100 Michael Turner vs. Ten., (21 att) . . (11/20/11)
 100 Michael Turner at Chi., (10 att) (9/11/11)
 100 Warrick Dunn at N.O., (22 att) . . (10/16/05)
 100 T. J. Duckett at Car., (14 att) (9/28/030)
 100 Jamal Anderson vs. S.F., (31 att) . (11/15/98)

100 Sonny Collins vs. Sea., (17 att) (11/7/76)
 100 William Andrews vs. S.F., (21 att) (9/28/80)
 100 Warrick Dunn vs. S.F., (27 att) (11/4/07)

RECEIVING YARDAGE

300 Julio Jones vs. Car (12 rec) (10/02/16)
259 Julio Jones at G.B., (11 rec) (12/8/14)
 210 Roddy White at S.F., (8 rec) (10/11/09)
 201 Roddy White vs. Cin., (11 rec) . . . (10/24/10)
 198 Terance Mathis at N.O., (6 rec) . . (12/13/98)
 193 Andre Rison at Det., (14 rec) (9/4/94)
 193 Alfred Jackson vs. S.F., (11 rec) . . . (12/2/84)
 190 Michael Haynes vs. Was., (6 rec) . . (12/17/89)
 190 Ken Burrow vs. Det., (6 rec) (10/3/71)
 190 Ken Burrow vs. N.O., (8 rec) (12/19/71)
189 Julio Jones vs Ari., (10 rec) (11/30/14)
 187 Michael Haynes vs. N.O., (6 rec) . (11/24/91)
 184 Terance Mathis vs. Rams, (10 rec) (11/19/95)
182 Julio Jones vs. STL (11 rec) (9/15/13)
 182 Quentin McCord vs. Det., (7 rec)(12/22/02)
 182 Michael Haynes vs. N.O., (7 rec) . (9/12/93)
 179 Alfred Jenkins vs. N.O., (5 rec) . . . (11/1/81)
178 Julio Jones vs. Car, (9 rec) (12/27/15)
 177 Andre Rison vs. Chi., (10 rec) (9/27/92)
174 Julio Jones vs. S.D., (9 rec) (20/23/16)
 173 Bert Emanuel vs. Rams, (9 rec) . . (12/15/96)
 172 Andre Rison vs. S.F., (9 rec) (10/14/90)
 169 Roddy White vs. Car., (8 rec) (9/30/12)
 169 Stacey Bailey vs. Dal., (4 rec) (9/25/88)
 168 Peerless Price vs. Min., (12 rec) . . (10/5/03)
 166 Terance Mathis at Pitt., (12 rec) (10/25/99)
164 Julio Jones at Car., (12 rec) (9/27/15)
 164 Roddy White at N.O., (10 rec) . . . (12/7/08)
 164 Ken Burrow vs. S.F., (5 rec) (10/28/73)
 163 Terance Mathis at Den., (8 rec) . (11/20/94)
162 Julio Jones vs. T.B., (12 rec) (11/1/15)
 162 Tim Dwight vs. S.F., (7 rec) (1/3/00)
 161 Andre Rison vs. Rams, (5 rec) . . (10/21/90)
161 Julio Jones vs T.B., (9 rec) (9/18/14)
160 Julio Jones vs. Ind., (9 rec) (11/22/15)
 159 Stacey Bailey vs. Was., (9 rec) . . . (12/4/83)
 158 Stacey Bailey vs. Rams, (7 rec) . . (10/7/84)
 155 Eric Metcalf at N.O., (11 rec) (9/17/95)
 154 Andre Rison vs. N.O., (10 rec) . . . (10/7/90)
 153 Roddy White at Det., (8 rec) . . . (12/22/12)
 153 Billy Johnson vs. N.O., (11 rec) . . (10/20/85)
 153 Wallace Francis vs. NYG, (7 rec) . (10/1/78)
 152 Alfred Jenkins vs. Was., (7 rec) . . (9/25/77)
 149 Harry Douglas vs. TB, (7 rec.) . . (10/20/13)
 149 Tony Gonzalez vs. NE (12 rec.) . . . (9/29/13)
 148 Shawn Jefferson vs. S.F., (7 rec) . . (9/3/00)
 148 Wallace Francis vs. S.F., (4 rec) . . (12/14/80)
 148 Michael Haynes vs. Dal., (5 rec) (12/22/91)
147 Julio Jones at T.B. (6 rec) (11/25/12)
 147 Andre Rison vs. T.B., (11 rec) . . . (12/31/93)
 147 Alfred Jenkins vs. S.F., (7 rec) . . . (12/14/75)
 147 Roddy White vs. Ten., (7 rec) (11/20/11)

TOP PERFORMANCES

146	Roddy White at Stl., (10 rec) (12/2/07)	122	Tony Gonzalez at N.O. (11 rec) (11/11/12)
146	Floyd Dixon vs. Phi., (8 rec) (10/5/86)	122	Eric Metcalf at Cin., (9 rec) (11/24/96)
144	Alex Hawkins vs. Phi., (9 rec) (9/18/66)	122	Alfred Jenkins vs. Rams, (7 rec) . . (11/5/72)
143	Roddy White at Buf., (10 rec.) (12/1/13)	121	Harry Douglas at ARZ, (12 rec.) . . (10/27/13)
143	Jim Mitchell vs. LA Rams, (4 rec) . (9/26/71)	121	Bert Emanuel at T.B., (9 rec) (10/22/95)
141	Julio Jones vs. Phi., (9 rec) (9/14/15)	120	Andre Rison vs. Rams, (5 rec) . . . (11/14/93)
141	Roddy White at SF, (12 rec) (12/23/13)	120	Wes Chesson vs. Rams, (7 rec) . . . (11/5/72)
141	Roddy White at Arz., (12 rec) (12/23/07)	120	Paul Flatley vs. Phi., (4 rec) (12/14/69)
140	Roddy White at T.B., (9 rec) (9/25/11)	120	Roddy White vs. Min., (10 rec) . . . (11/27/11)
140	Tony Martin vs. Ind., (7 rec) (12/6/98)	119	Julio Jones at T.B., (8 rec) (11/9/14)
140	Stacey Bailey vs. Phi., (8 rec) (12/16/84)	119	Roddy White vs. K.C., (5 rec) (9/21/08)
139	Julio Jones at Sea, (7 rec) (10/16/16)	119	Charlie Brown vs. N.O., (7 rec) (9/7/86)
139	Roddy White vs. Buf., (8 rec) (12/27/09)	118	Julio Jones at Jax, (9 rec) (12/20/15)
138	Roddy White vs. Bal., (12 rec) (11/11/10)	118	Roddy White vs. Dal. (7 rec) (11/4/12)
138	Wallace Francis vs. Den., (8 rec) . . (9/16/79)	118	Alge Crumpler vs. T.B., (4 rec) . . . (11/14/04)
137	Julio Jones at S.F., (10 rec) (11/8/15)	118	Andre Rison at N.O., (8 rec) (11/13/94)
136	Bert Emanuel vs. Arz., (4 rec) (12/24/94)	117	Roddy White at Car., (9 rec) (12/9/12)
136	Billy Johnson vs. Raid., (6 rec) (12/1/85)	117	Alge Crumpler vs. Pitt., (4 rec) . . (10/22/06)
136	Alfred Jenkins vs. Cle., (6 rec) (9/27/81)	117	Terance Mathis at N.E., (8 rec) . . . (11/8/98)
136	Alfred Jenkins vs. Mia., (4 rec) . . . (9/21/80)	117	Junior Miller vs. N.E., (8 rec) (9/14/80)
135	Julio Jones at Phi, (135 rec) (11/13/16)	116	Harry Douglas vs Ari., (9 rec) . . . (11/30/14)
135	Julio Jones at NYG, (13 rec) (9/20/15)	116	Julio Jones vs N.O., (7 rec) (9/7/14)
135	Roddy White vs. Jax., (10 rec) (12/15/11)	116	Tony Martin vs. N.O., (7 rec) (10/18/98)
134	Harry Douglas at TB, (6 rec.) (11/17/13)	116	Bert Emanuel vs. Min., (9 rec) (9/8/96)
134	Alfred Jenkins vs. S.F., (7 rec) (11/8/81)	116	Billy Johnson vs. Det., (8 rec) (9/9/84)
133	Harry Douglas vs. N.O., (8 rec) (11/13/11)	115	Julio Jones at Mia, (9 rec) (9/22/13)
132	Tevin Coleman at Den., (4 rec). (10/09/16)	115	Julio Jones at T.B., (6 rec) (9/25/11)
132	Roddy White at G.B., (8 rec) (10/5/08)	115	Aubrey Matthews vs. Stl., (7 rec) (11/29/87)
132	William Andrews vs. Stl., (8 rec) (10/18/81)	114	Roddy White at N.O., (7 rec) (11/11/12)
131	Harry Douglas vs Pit., (10 rec) . . (12/14/14)	114	Brian Finneran at Min., (5 rec) (12/1/02)
131	Julio Jones at Ind., (3 rec) (11/6/11)	113	Julio Jones vs. K.C., (7 rec) (12/4/16)
131	Shawn Jefferson at Pitt., (9 rec) . . (11/10/02)	113	Roddy White at Phi., (8 rec) (10/21/08)
131	Alfred Jenkins vs. N.O., (7 rec) (9/2/79)	113	Alfred Jackson vs. S.F., (4 rec) . . . (11/22/78)
130	Terance Mathis at S.F., (7 rec) (9/27/98)	113	Michael Haynes vs. T.B., (5 rec) . . (12/13/92)
129	Julio Jones vs. Dal., (5 rec) (11/4/12)	113	Paul Flatley vs. Rams, (6 rec) (9/28/69)
129	Warrick Dunn vs. Ten., (9 rec) . . . (11/23/03)	112	Roddy White at S.D., (6 rec) (11/30/08)
129	Alfred Jenkins vs. Den., (5 rec) . . . (9/16/79)	112	Roddy White vs. Chi., (9 rec) (10/12/08)
128	Julio Jones at N.O., (8 rec) (12/26/11)	112	Charlie Brown vs. NYJ, (6 rec) (11/9/86)
128	Terance Mathis at S.F., (7 rec) (12/4/94)	112	Michael Haynes vs. Rams, (6 rec) (12/8/91)
128	George Thomas vs. Min., (7 rec) . . . (9/8/91)	111	Aldrick Robinson vs. S.F., (4 rec)(12/18/16)
128	Andre Rison vs. S.F., (11 rec) (9/23/90)	111	Julio Jones vs. T.B., (8 rec) (11/03/16)
127	Roddy White at N.O., (11 rec) (12/26/11)	111	Roddy White at Pitt., (13 rec) (9/12/10)
127	Julio Jones at Sea., (11 rec) (10/2/11)	111	Jim Mitchell vs. N.O., (7 rec) (9/16/73)
127	Roddy White vs. Car., (7 rec) (9/23/07)	110	Tony Gonzalez at N.O., (8 rec) (9/26/10)
126	Shawn Collins vs. G.B., (5 rec) (10/1/89)	110	Roddy White at N.O., (8 rec) (10/21/07)
125	Terance Mathis at N.O., (10 rec) . . . (9/13/94)	110	Billy Johnson vs. Den., (7 rec) (9/22/85)
124	Terance Mathis vs. Phi., (10 rec). (11/27/94)	110	Paul Gibson vs. Rams, (5 rec) (11/22/70)
124	Andre Rison vs. G.B., (8 rec) (12/1/91)	110	Lynn Cain vs. Oak., (6 rec) (10/24/79)
123	Roddy White vs. Arz., (8 rec) (11/18/12)	110	Charlie Brown vs. T.B., (7 rec) (9/28/86)
123	Julio Jones at Phi, (5 rec) (10/28/12)	110	Michael Haynes vs. Rams,(4 rec) (10/27/91)
123	Tony Gonzalez at Wsh., (13 rec) . . . (10/7/12)	109	Shawn Jefferson at Oak., (7 rec) (11/26/00)
123	Terance Mathis at Car., (4 rec) (9/1/96)	109	Tony Martin at N.O., (8 rec) (12/13/98)
123	Terance Mathis vs. K.C., (13 rec) . . (9/18/94)	109	Bert Emanuel at Rams, (4 rec) (11/10/96)
123	Andre Rison vs. Rams, (12 rec) . . . (9/11/94)	109	Stacey Bailey vs. N.O., (7 rec) (10/9/83)
123	Alfred Jackson vs. Det., (5 rec) . . . (9/18/83)	109	Milton Barney vs. Rams, (6 rec) . . (10/18/87)

TOP PERFORMANCES

109 Alfred Jackson vs. Pitt., (5 rec) ... (11/15/81)
 109 Jim Mitchell vs. Rams, (7 rec) ... (12/1/74)
108 Julio Jones vs. GB (5 rec) (9/17/17)
108 Julio Jones vs. NE (6 rec) (9/29/13)
108 Julio Jones at K.C. (6 rec) (9/9/12)
 108 Roddy White at N.O., (4 rec) ... (11/2/09)
 108 Roddy White vs. T.B., (4 rec) ... (11/20/05)
 108 Maurice Smith at Arz., (2 rec) ... (9/30/01)
 108 Bert Emanuel vs. Stl., (6 rec) ... (11/2/97)
 108 Wallace Francis vs. Rams, (10 rec) (12/9/79)
 108 Arthur Cox vs. NYJ, (4 rec) ... (11/9/86)
107 Julio Jones at N.O., (7 rec) (12/21/14)
 107 Terance Mathis at Car., (8 rec) .. (10/26/97)
 107 Andre Rison vs. S.F., (6 rec) ... (12/11/93)
 107 Drew Hill vs. Rams, (8 rec) ... (12/27/92)
 107 Billy Ryckman vs. Chi., (8 rec) ... (11/19/78)
106 Julio Jones at Oak., (5 rec) (9/18/16)
 106 Andre Rison vs. Det., (6 rec) ... (9/5/93)
 106 Stacey Bailey vs. Phi., (7 rec) ... (10/2/83)
 106 Stacey Bailey vs. Rams, (6 rec) .. (10/16/83)
 106 William Andrews vs. Den., (3 rec) (12/5/82)
 106 Alfred Jenkins vs. Oak., (4 rec) .. (11/30/75)
 106 Alfred Jenkins vs. Den., (6 rec) .. (11/23/75)
 106 John Settle vs. S.D., (10 rec) ... (11/13/88)
 106 Eric Metcalf at T.B., (4 rec) ... (10/22/95)
105 Julio Jones at N.Y.G., (11 rec) (10/5/14)
 105 Tony Martin vs. Mia., (3 rec) ... (12/27/98)
 105 Floyd Dixon vs. Was., (5 rec) ... (9/20/87)
 105 Alfred Jenkins vs. NYG, (6 rec) ... (11/11/79)
 105 Harmon Wages vs. N.O., (3 rec) .. (12/7/69)
 105 Michael Haynes vs. Was., (2 rec) (11/10/91)
 105 Mike Pritchard vs. Dal., (9 rec) .. (12/21/92)
 104 Roddy White vs Car., (8 rec) ... (12/28/14)
104 Julio Jones at Car., (3 rec) (12/11/11)
 104 Roddy White vs. S.F., (7 rec) ... (10/3/10)
 104 Roddy White vs. Phi., (9 rec) ... (12/6/09)
 104 Roddy White vs. Ind., (6 rec) ... (11/22/07)
 104 Roddy White vs. Dal., (3 rec) ... (12/16/06)
 104 Alge Crumpler vs. Det., (4 rec) .. (11/24/05)
 104 Brian Finneran at Car., (5 rec) ... (11/24/02)
 104 Bert Emanuel at N.O., (6 rec) ... (9/17/95)
 104 Bert Emanuel vs. Det., (7 rec) ... (11/5/95)
 104 Billy Johnson vs. S.F., (6 rec) ... (11/20/83)
 103 L. Hankerson vs. Hou., (6 rec) ... (10/4/15)
103 Jacob Tamme vs. T.B., (10 rec) ... (11/1/15)
 103 Brian Finneran vs. N.E., (5 rec) ... (10/9/05)
 103 Alge Crumpler vs. N.O., (4 rec) .. (11/28/04)
 102 Roddy White vs. Den., (8 rec) ... (9/17/12)
 102 Roddy White vs. Den., (5 rec) ... (11/16/08)
 102 Tim Dwight at Car., (5 rec) ... (11/28/99)
 102 Terance Mathis at Car., (8 rec) .. (12/17/95)
 102 Stacey Bailey vs. Min., (4 rec) ... (9/16/84)
 102 Alfred Jenkins vs. N.O., (4 rec) ... (11/2/75)
 102 Alfred Jenkins vs. Hou., (5 rec) .. (11/28/76)
 102 Alfred Jenkins vs. Stl., (5 rec) ... (12/17/78)

101 Roddy White at Cle., (5 rec) ... (10/10/10)
 101 Terance Mathis at Dal., (5 rec) . (10/20/96)
 101 Paul Flatley vs. Bal., (3 rec) ... (10/5/69)
 101 Alfred Jenkins vs. G.B., (6 rec) ... (12/12/76)
 101 Alfred Jenkins vs. Stl., (4 rec) ... (10/18/81)
 101 Michael Haynes vs. Dal., (5 rec) . (12/21/92)
 100 Roddy White at Bal., (9 rec) ... (10/19/14)
 100 Tony Gonzalez at Hou., (7 rec) ... (12/4/11)
 100 Trevor Gaylor vs. N.O., (3 rec) ... (11/17/02)
 100 Tony Martin vs. Chi., (6 rec) ... (11/22/98)
 100 Bert Emanuel at Buf., (6 rec) ... (11/12/95)
 100 Andre Rison vs. Cle., (6 rec) ... (12/16/90)
 100 Andre Rison vs. Mia., (7 rec) ... (10/11/92)

PASSING YARDAGE

448 Matt Ryan vs. Car (28-of-37)..... (10/02/16)
448 Matt Ryan vs. NE, (31-of-43)..... (9/7/14)
 431 Chris Chandler vs. Buf., (28-of-40) (12/23/01)
421 Matt Ryan vs. NE, (34-of-54) (9/29/13)
 416 Steve Bartkowski vs. Pitt., (33-of-50) (11/15/81)
411 Matt Ryan at N.O., (34-of-52)..... (11/11/12)
397 Matt Ryan vs. T.B., (37-of-45) (11/1/15)
396 Matt Ryan Oak., (23-of-34) (9/18/16)
 386 Jeff George at N.O., (27-of-39) .. (9/17/95)
 378 Steve Bartkowski vs. Stl., (31-of-47) . (11/9/80)
375 Matt Ryan vs. NE, (24-of-39) (12/8/14)
 375 Steve Bartkowski vs. Raid., (36-of-54).. (9/19/82)
374 Matt Ryan vs. Stl, (33-of-43)..... (9/15/13)
 374 Wade Wilson vs. Rams, (31-of-47) (12/27/92)
373 Matt Ryan at N.O., (34-of-52)..... (12/26/11)
 371 Steve Bartkowski vs. Hou., (18-of-25)... (11/29/81)
369 Matt Ryan at Car., (25-of-40)..... (9/30/12)
 366 Steve Bartkowski vs. Det. (24-of-34) (9/18/83)
 366 Chris Miller vs. N.O., (23-of-44) .. (10/7/90)
 364 Jeff George vs. Phi., (26-of-46) . (11/27/94)
363 Matt Ryan at NYG, (30-of-46) (9/20/15)
 363 Bobby Hebert vs. Rams, (28-of-49) (12/15/96)
 362 Jeff George vs. Det., (31-of-40) .. (11/5/95)
361 Matt Ryan vs. NE, (30-of-41)..... (11/30/14)
 361 J. Harrington vs. Car., (31-of-44) . (9/23/07)
353 Matt Ryan at T.B., (26-of-32) ... (11/25/12)
 352 Doug Johnson vs. Min., (28-of-40) . (10/5/03)
 352 Chris Chandler at G.B., (29-of-50) (11/18/01)
 352 Jeff George vs. Rams, (20-of-34) (11/19/95)
351 Matt Ryan vs. N.O., (29-of-52) .. (11/13/11)
 351 Chris Miller vs. Chi., (30-of-48).. (9/27/92)
 350 Dave Archer vs. NYJ, (21-of-36).. (11/9/86)
348 Matt Ryan at SF, (37-of-48) (12/23/13)
345 Matt Ryan at Wash., (34-of-52) . (10/7/12)
 345 Chris Chandler at N.O., (19-of-28) . (12/13/98)
344 Matt Ryan T.B., (25-of-34) (11/03/16)
342 Matt Ryan at Car., (34-of-49) (12/9/12)
342 Matt Ryan vs. Dal., (24-of-34) (11/4/12)
 340 Wade Wilson vs. Dal., (30-of-41) (12/21/92)
 340 Chris Miller vs. Rams, (28-of-39) (10/8/89)

TOP PERFORMANCES

337	Michael Vick vs. Det., (20-of-38) .(12/22/02)
337	Chris Miller vs. S.F., (25-of-41) .. (9/23/90)
335	Matt Ryan vs. Sea., (27-of-42)(10/16/16)
335	Erik Kramer vs. Rams,(27-of-46)(10/18/87)
334	Matt Ryan vs. T.B., (27-of-39)..... (9/11/16)
334	Chris Miller vs. Det., (37-of-66) (12/24/89)
332	Steve Bartkowski vs. Mia., (18-of-36). (9/21/80)
331	Matt Ryan vs. N.O., (27-of-36)(1/1/17)
330	Matt Ryan at T.B., (26-of-47) . . . (9/25/11)
329	Matt Ryan at S.F., (22-of-32) ... (10/11/09)
328	Jeff George at N.O., (29-of-49) . (11/13/94)
326	Steve Bartkowski vs. Den., (20-of-29) ..(9/16/79)
325	Chris Miller vs. Dal., (19-of-39) . (12/22/91)
324	Wade Wilson vs. T.B., (19-of-26) (12/13/92)
322	Matt Ryan vs. NE, (30-of-40) (12/21/14)
321	Matt Ryan at Chi., (21-of-30) (9/10/17)
320	Matt Ryan at Car., (22-of-38) . . . (12/11/11)
319	Matt Ryan vs. NYJ, (36-of-45) .. (10/7/13)
319	Matt Ryan at Chi., (31-of-47)(9/11/11)
317	Bobby Hebert vs. Hou., (30-of-52) ..(12/5/93)
316	Matt Ryan vs. NE, (29-of-45)(10/5/14)
316	Matt Ryan vs. Ten., (22-of-32).. (11/20/11)
316	Matt Ryan vs. Bal., (32-of-50).....(11/11/10)
315	Matt Ryan at N.O., (24-of-33) ... (12/7/08)
315	Chris Chandler at Car., (24-of-42) (11/28/99)
315	Chris Redman at Arz.,(28-of-42)(12/23/07)
315	Bobby Hebert vs. Dal.,(24-of-32) (11/21/93)
313	Steve Bartkowski vs. NYJ, (25-of-36) . (10/23/83)
312	Steve Bartkowski vs. N.O., (22-of-38) (9/2/79)
311	Matt Ryan at Buf, (28-of-47)..... (12/1/13)
311	Steve Bartkowski vs. NYG, (24-of-28) (10/25/81)
310	Matt Ryan vs. NE, (26-of-37).....(12/14/14)
310	Jeff George at Car., (29-of-53) .. (12/17/95)
310	Chris Miller vs. Was., (17-of-35) (12/17/89)
309	Bob Berry vs. Det., (13-of-23) (10/3/71)
306	Matt Ryan vs. Car., (23-of-30) (12/27/15)
306	Michael Vick vs. T.B., (21-of-38) (11/20/05)
306	Chris Chandler vs. S.F., (19-of-37) . (1/3/00)
305	Steve Bartkowski vs. S.F., (19-of-37) (12/14/75)
304	Matt Ryan at NO, (25-of-38)..... (9/8/13)
304	Bobby Hebert at Cin.,(23-of-40)(11/24/96)
304	Matt Ryan at S.F., (30-of-45)..... (11/8/15)
303	Chris Redman vs. N.O., (23-of-34) (12/13/09)
303	Mike Moroski vs. G.B.,(22-of-35) (11/27/83)
302	Bob Berry vs. G.B., (28-of-44) ... (9/27/70)
301	Matt Ryan at Arz, (34 of 61) . . . (10/27/13)
301	Matt Ryan vs. Arz., (28-of-46) . (11/18/12)
301	Matt Ryan vs. Chi., (22-of-30) . (10/12/08)
301	Bob Berry vs. Rams, (15-of-22) ... (9/26/71)
301	Steve Bartkowski vs. S.F., (28-of-39)..(11/20/83)
300	Chris Miller vs. Min., (27-of-41) ... (9/8/91)

LONGEST PUNTS (65+ YARDS)

75	Harold Alexander vs. Chi. (10/3/93)
75	John James vs. Oak..... (11/30/75)

72	John James vs. N.O. (9/16/73)
71	Rick Donnelly vs. NYJ (11/9/86)
70	Michael Koenen at Car. (11/15/09)
70	Billy Lothridge vs. Cle..... (10/27/68)
69	Matt Boshier at NYG(9/20/15)
68	Matt Boshier at Den.....(10/9/16)
68	Rick Donnelly vs. Was..... (11/3/85)
68	Rick Donnelly vs. Phi. (10/5/86)
67	Michael Koenen at Sea. (9/18/05)
67	John James vs. N.O. (10/31/76)
66	Matt Boshier vs. L.A. (12/11/16)
66	Matt Boshier vs. N.O. (9/7/14)
65	Michael Koenen at Cin..... (10/29/06)
65	Rick Donnelly vs. Chi. (11/16/86)
65	Scott Fulhage vs. N.E. (10/15/89)

LONGEST RUNS FROM SCRIMMAGE (50+ YARDS)

90t	Warrick Dunn vs. NYG.....(10/15/06)
81t	Michael Turner vs. T.B. (1/1/12)
78t	Jerious Norwood vs. Arz..... (10/1/06)
75	Devonta Freeman vs. N.O. (1/1/17)
77	Byron Hanspard vs. Oak. (9/14/97)
70	Michael Turner vs. Stl. (12/28/08)
69t	Jerious Norwood at Was. (12/3/06)
69t	Warrick Dunn vs. N.O. (10/19/03)
67t	Jerious Norwood vs. NYG (10/15/07)
67	Mike Rozier vs. Dal. (12/30/90)
66t	Michael Turner at Det. (9/7/08)
66t	Harmon Wages vs. N.O. (12/7/69)
65	Warrick Dunn vs. NYJ. (10/24/05)
65	Ernie Wheelwright vs. Rams (9/11/66)
62	John Settle vs. N.O. (9/11/88)
61	Michael Turner vs. Phi. (9/18/11)
60t	Jim Butler vs. Det.....(12/8/68)
60t	Bubba Bean vs. T.B. (11/4/79)
60	Warrick Dunn vs. Arz..... (9/26/04)
59	Warrick Dunn at Buf.....(9/25/05)
59t	Warrick Dunn at Pitt. (11/10/02)
58t	Michael Turner vs. Was. (11/8/09)
58	Michael Vick vs. Arz..... (9/26/04)
58	Maurice Smith vs. N.E. (11/4/01)
57	Byron Hanspard vs. Den. (9/28/97)
57	Gerald Riggs vs. N.O.....(9/2/84)
56	Warrick Dunn at N.O..... (10/27/02)
56	Dave Hampton vs. Rams..... (10/1/72)
55	Tevin Coleman at Car..(12/24/16)
55	Steven Jackson vs. Ari. (11/30/14)
55	Michael Turner at Cle. (10/10/10)
55	T.J. Duckett vs. Min.....(10/5/03)
55t	Haskel Stanback vs. Det. (9/23/79)
54	Warrick Dunn at N.O..... (11/16/03)
53	Michael Turner at Chi. (9/11/11)
53	Bob Christian at Car.....(11/25/01)
53	Byron Hanspard vs. Phi. (12/14/97)

TOP PERFORMANCES

- 51 Michael Vick vs. N.O. (11/26/06)
- 50 Steven Jackson at NO. (9/8/13)
- 50 Michael Turner at Det. (10/23/11)
- 50 Gerald Riggs vs. K.C. (12/8/85)
- 50t Steve Broussard vs. Cin. (10/28/90)

LONGEST PASS COMPLETIONS (75+ YARDS)

- 98t Bobby Hebert to Michael Haynes
vs. N.O. (10/12/93)
- 94t Chris Chandler to Jamal Anderson
vs. Car. (9/23/01)
- 90t Matt Ryan to Roddy White
at S.F. (10/11/09)
- 89t Chris Miller to Michael Haynes
vs. Was. (9/13/92)
- 88t Matt Ryan to Austin Hooper
at Chi. (9/10/17)**
- 88t Bob Berry to Harmon Wages
vs. N.O. (12/7/69)
- 86t Doug Johnson to Warrick Dunn
vs. Ten. (11/23/03)
- 86t Steve Bartkowski to William Andrews
vs. Den. (12/5/82)
- 85t Jeff George to Bert Emanuel
vs. Arz. (12/24/94)
- 84 Bob Berry to Ken Burrow
vs. N.O. (12/19/71)
- 82t Randy Johnson to Ray Ogden
vs. S.F. (12/10/67)
- 81t Matt Ryan to Julio Jones
vs. Stl. (9/15/13)**
- 81 Jeff George to Terance Mathis
at S.F. (12/4/94)
- 81t Steve Bartkowski to Wallace Francis
vs. S.F. (12/14/80)
- 80t Matt Ryan to Harry Douglas
at TB. (11/17/13)**
- 80t Matt Ryan to Julio Jones
at T.B. (11/25/12)**
- 80t Matt Ryan to Julio Jones
at Ind. (11/6/11)**
- 80t Chris Miller to Michael Haynes
vs. N.O. (11/24/91)
- 79t Matt Ryan to Julio Jones
at G.B. (12/8/14)**
- 79t Chris Chandler to Maurice Smith
at Arz. (9/30/01)
- 78t Chris Chandler to Terance Mathis
vs. S.F. (11/15/98)
- 75t Matt Ryan to Taylor Gabriel
at Phi. (11/13/16)**
- 76t Steve Bartkowski to Floyd Hodge
vs. S.F. (9/25/83)
- 75t Matt Ryan to Julio Jones
vs. Car. (10/2/16)**

- 75t Matt Ryan to Julio Jones
at Car. (12/11/11)**
- 75t Tom Moore to Tommy McDonald
vs. Bal. (11/12/67)
- 75t Chris Miller to Andre Rison
vs. S.F. (10/14/90)
- 75t Billy Joe Tolliver to Michael Haynes
vs. Was. (11/10/91)

LONGEST FIELD GOALS (50+ YARDS)

- 59 Matt Bryant vs. K.C. (12/4/16)**
- 59 Morten Andersen vs. S.F. (12/24/95)
- 58 Michael Koenen vs. N.E. (10/9/05)
- 55 Matt Bryant vs. N.O. (11/29/12)**
- 55 Matt Bryant vs. Oak. (10/14/12)**
- 55 Jay Feely, at Arz. (9/30/01)
- 55 Morten Andersen at N.O. (10/12/97)
- 55 Morten Andersen vs. N.O. (12/10/95)
- 54 Matt Bryant vs. Chi. (10/12/14)**
- 54 Shayne Graham vs. Car. (12/27/15)
- 54 Morten Andersen at Dal. (10/20/96)
- 54 Morten Andersen vs. N.E. (10/1/95)
- 54 Norm Johnson vs. Det. (9/5/93)
- 54 Norm Johnson vs. NYJ (9/6/92)
- 54 Norm Johnson vs. N.E. (11/29/92)
- 54 Paul McFadden vs. Buf. (11/5/89)
- 53 Matt Bryant vs. GB. (9/17/17)**
- 53 Matt Bryant vs. Car. (10/2/16)**
- 53 Matt Bryant vs. Cle. (11/23/14)**
- 53 Matt Bryant vs. Sea. (11/10/13)**
- 53 Matt Bryant at Wsh. (10/7/12)**
- 53 Morten Andersen at NYJ. (10/25/98)
- 53 Greg Davis vs. Phi. (11/18/90)
- 54 Shayne Graham at T.B. (12/6/15)
- 52 Matt Bryant vs. Chi. (10/12/14)**
- 52 Matt Bryant vs. N.O. (9/7/14)**
- 52 Matt Bryant at Mia. (9/22/13)**
- 52 Jay Feely, at G.B. (9/8/02)
- 52 Jay Feely, vs. Buf. (12/23/01)
- 52 Morten Andersen vs. S.F. (12/24/95)
- 52 Norm Johnson vs. Mia. (10/11/92)
- 52 Greg Davis vs. G.B. (11/6/88)
- 52 Mick Luckhurst vs. Sea. (10/13/85)
- 52 Mick Luckhurst vs. Rams. (10/7/84)
- 52 Nick Mike-Mayer vs. S.F. (10/28/73)
- 51 Matt Bryant at Car. (12/24/16)**
- 51 Matt Bryant vs. N.O. (9/7/14)**
- 51 Matt Bryant vs. Wsh. (12/15/13)**
- 51 Matt Bryant vs. Arz. (11/18/12)**
- 51 Matt Bryant at N.O. (12/26/11)**
- 50 Matt Bryant vs. Mia. (10/15/17)**
- 50 Matt Bryant vs. S.F. (12/18/16)**
- 50 Matt Bryant vs. at T.B. (11/3/16)**
- 50 Matt Bryant at N.O. (12/21/14)**

TOP PERFORMANCES

- 50 Matt Bryant at G.B.(12/8/14)
- 50 Matt Bryant at Sea..... (10/2/11)

LONGEST INTERCEPTION RETURNS (60+ YARDS)

- 101t Tom Pridemore vs. S.F.(9/20/81)
- 95t Chevis Jackson vs. N.O. (11/9/08)
- 90t Deion Jones at N.O.....(9/26/16)
- 90t Ken Reaves vs. LA Rams (10/20/68)
- 87t Rolland Lawrence vs. Oak. (11/30/75)
- 85 Aaron Beasley at S.F.(9/12/04)
- 82t Deion Sanders vs. Hou.(9/9/90)
- 81t Rolland Lawrence vs. S.D. (10/21/73)
- 79t Asante Samuel vs. Oak..... (10/14/12)
- 77t Lee Calland vs. Bal.....(9/17/67)
- 74 Vinnie Clark vs. T.B.....(10/9/94)
- 73t Jimmy Burson vs. S.F. (12/15/68)
- 72t Rick Byas vs. N.O..... (11/20/77)
- 71t Sean Weatherspoon(12/8/13)
- 71t Alton Montgomery vs. Car..... (9/3/95)
- 68t Osi Umenyiora vs. Stl (9/15/13)
- 66t Kevin Mathis at Den.....(10/31/04)
- 65 DeAngelo Hall at T.B.(12/24/05)
- 65t Tom Hayes vs. N.O. (9/16/73)
- 62t Tye Hill vs. Was. (11/8/09)
- 62t Bob Riddle vs. Min.....(12/4/66)
- 61t Deion Sanders vs. Dal. (12/30/90)
- 60 Ray Buchanan vs. T.B..... (11/5/00)
- 60 Deion Sanders at T.B.(12/24/05)

LONGEST PUNT RETURNS (50+ YARDS)

- 79t Deion Sanders vs. Cin. (10/28/90)
- 77t Tom McCauley vs. N.O. (10/25/70)
- 75t Allen Rossum at K.C..... (10/24/04)
- 75t John Mallory vs. Min. (12/20/70)
- 74 Darrien Gordon vs. Dal. (11/11/01)
- 73 Eric Weems at Oak.....(9/18/16)
- 72 Allen Rossum vs. Phi. (11/2/03)
- 72t Gerald Tinker vs. N.O.....(9/29/74)
- 71t Billy Johnson vs. NYJ.....(10/23/83)
- 71 Billy Johnson vs. LA Rams(11/21/82)
- 70t Tim Dwight at Phi.....(10/1/00)
- 70t Tim Dwight vs. S.F.....(1/3/00)
- 68t Deion Sanders vs. LA Rams (9/10/89)
- 67 Darrien Gordon at Ind..... (12/16/01)
- 66t Eric Metcalf at Stl.....(10/12/95)
- 61t Harry Douglas vs. Car. (11/23/08)
- 60 Dennis Pearson vs. Det.....(9/23/79)
- 68 Lew Barnes vs. Phi..... (10/30/88)
- 59t Allen Rossum vs. Ten..... (11/23/03)
- 58t Winslow Oliver vs. S.F.(12/12/99)
- 57 Ray Brown vs. Phi..... (11/11/73)
- 57 Al Dodd vs. Chi..... (10/13/74)
- 56 Kenny Johnson vs. Chi..... (9/23/80)
- 51 Tony Smith vs. T.B.....(10/31/93)

LONGEST FUMBLE RETURNS (50+ YARDS)

- 91t Bob Glazebrook vs. NYG (9/12/82)
- 86 Osi Umenyiora at. N.O.(12/21/14)
- 84t Nate Stupar vs. Hou.....(10/4/15)
- 75t Oliver Barnett vs. T.B. (11/17/91)
- 74t Jim Weatherford vs. S.F..... (10/19/69)
- 71t Chuck Smith at N.E..... (11/8/98)
- 69t Jessie Tuggle vs. N.O. (12/3/92)
- 66t DeAngelo Hall at N.O.(10/16/05)
- 65t James Britt vs. LA Rams..... (10/26/86)
- 65t Jessie Tuggle vs. Hou.....(9/9/90)
- 64 Ray Edwards vs. Phi.....(9/18/11)
- 64t Blane Gaison vs. S.F. (11/20/83)
- 60t Tom Hayes vs. Oak..... (12/5/71)
- 57t Joel Williams vs. G.B. (9/13/81)
- 56t DeAngello Hall at Ten. (10/7/07)
- *55t Jim Mitchell at Min.....(11/28/71)
- 54t John Mallory vs. LA Rams.....(10/17/71)
- 50t Jim Mitchell vs. N.O. (10/5/75)

*Ball was fumbled by teammate and run in for a TD.

LONGEST KICKOFF RETURNS (90+ YARDS)

- *102t Eric Weems vs. G.B. (1/15/11)
- 102t Eric Weems at T.B. (12/5/10)
- 100t Darrick Vaughn at Den.(9/10/00)
- 100t Deion Sanders vs. S.F. (10/13/91)
- 100t Dennis Pearson vs. Stl..... (12/17/78)
- 99t Byron Hanspard at S.D. (12/7/97)
- 99t Deion Sanders vs. Was. (9/13/92)
- 99t Ron Smith vs. Bal.....(9/17/67)
- 97t Tony Smith vs. Pitt.....(9/27/93)
- 97t Sylvester Stamps vs. S.F.(12/20/87)
- 96t Darrick Vaughn at Stl..... (1/6/02)
- 96t Darrick Vaughn at Stl.....(10/15/00)
- 94t Cliff Austin vs. N.O. (10/20/85)
- 93t Tim Dwight vs. Car. (10/4/98)
- 93t Byron Hanspard at Sea. (11/30/97)
- 92 Jerious Norwood vs. Stl..... (12/28/08)

* 2010 Divisional Playoff Game

LONGEST KICKOFF RETURNS (60+ YARDS)

- 91t Allen Rossum vs. Sea (12/15/02)
- 88t Darrick Vaughn at N.O. (12/17/00)
- 85 Jerious Norwood vs. Chi.....(10/12/08)
- 82 Jim Butler vs. G.B.....(11/22/71)
- 80 Ron Smith vs. Chi.....(11/27/66)
- 76t Keith Jones vs. Dal. (12/30/90)
- 76 Jerious Norwood at Ten. (10/7/07)
- 74 Sylvester Stamps vs. Hou.....(10/25/87)
- 73t Deion Sanders vs. Buf. (11/22/92)
- 72 Deion Sanders vs. N.O.....(10/29/89)
- 66 Devin Hester vs Car. (12/28/14)
- 62 Eric Weems vs. Chi.....(10/18/09)
- 61 Adam Jennings vs. Sea.(12/30/07)

CAREER 100 & 300 YARD GAMES

CAREER 100-YARD RUSHING GAMES

Michael Turner	26
Gerald Riggs	25
William Andrews	22
Jamal Anderson	19
Warrick Dunn	19
Michael Vick	8
Dave Hampton	7
Devonta Freeman	7
Erric Pegram	4
Steve Broussard	3
Lynn Cain	3
Craig Heyward	3
Mike Rozier	3
John Settle	3
Jason Snelling	2
Jerious Norwood	2
Jim Butler	2
Sonny Collins	2
Haskel Stanback	2
Cliff Austin	1
Bubba Bean	1
Junior Coffey	1
T.J. Duckett	1
Byron Hanspard	1
Art Malone	1
Maurice Smith	1
Woody Thompson	1
Steven Jackson	1

CAREER 300-YARD PASSING GAMES

Matt Ryan	42
Steve Bartkowski	12
Chris Miller	8
Jeff George	6
Chris Chandler	4
Bobby Hebert	4
Bob Berry	3
Wade Wilson	3
Chris Redman	2
Michael Vick	2
Dave Archer	1
Joey Harrington	1
Doug Johnson	1
Erik Kramer	1
Mike Moroski	1

CAREER 100-YARD RECEIVING GAMES

Roddy White	39
Julio Jones	36
Alfred Jenkins	16
Andre Rison	15
Terance Mathis	14
Bert Emanuel	9

Michael Haynes	9
Stacey Bailey	8
Harry Douglas	6
Tony Martin	5
Billy Johnson	5
Tony Gonzalez	5
Wallace Francis	4
Alge Crumpler	4
Charlie Brown	3
Paul Flatley	3
Shawn Jefferson	3
Eric Metcalf	3
Ken Burrow	3
Brian Finneran	3
Jim Mitchell	3
William Andrews	3
Floyd Dixon	2
Tim Dwight	2
Aldrick Robinson	1
Tevin Coleman	1
Leonard Hankerson	1
Jacob Tamme	1
Milton Barney	1
Lynn Cain	1
Wes Chesson	1
Shawn Collins	1
Arthur Cox	1
Warrick Dunn	1
Paul Gipson	1
Alex Hawkins	1
Drew Hill	1
Aubrey Matthews	1
Quentin McCord	1
Junior Miller	1
Peerless Price	1
Mike Pritchard	1
Laurent Robinson	1
Billy Ryckman	1
John Settle	1
Maurice Smith	1
George Thomas	1
Harmon Wages	1

YEARLY LEADERS

SCORING

YEAR	PLAYER	TD	XPM	XPA	FGM	FGA	TP
1966	Lou Kirouac	0	19	24	9	18	46
1967	Wade Traynham	0	22	22	7	18	43
1968	Bob Etter	0	17	19	11	21	50
1969	Bob Etter	0	33	33	15	30	78
1970	Kenny Vinyard	0	23	26	9	25	50
1971	Bill Bell	0	29	33	13	21	68
1972	Bill Bell	0	31	31	16	30	79
1973	Nick Mike-Mayer	0	34	34	26	38	112
1974	Nick Mike-Mayer	0	12	12	9	16	39
1975	Nick Mike-Mayer	0	30	33	4	10	42
1976	Nick Mike-Mayer	0	20	20	10	21	50
1977	Haskel Stanback	6	0	0	0	0	36
1978	Tim Mazzetti	0	18	18	13	16	57
1979	Tim Mazzetti	0	31	37	13	25	70
1980	Tim Mazzetti	0	46	49	19	27	103
1981	Mick Luckhurst	0	51	51	21	33	114
1982	Mick Luckhurst	0	21	22	10	14	51
1983	Mick Luckhurst	0	43	45	17	22	94
1984	Mick Luckhurst	0	31	31	20	27	91
1985	Mick Luckhurst	0	29	29	24	31	101
1986	Mick Luckhurst	0	21	21	14	24	63
1987	Mick Luckhurst	0	17	17	9	13	44
1988	Greg Davis	0	25	27	19	30	82
1989	Paul McFadden	0	18	18	15	20	63
1990	Greg Davis	0	40	40	22	33	106
1991	Norm Johnson	0	38	39	19	23	95
1992	Norm Johnson	0	39	39	18	22	93
1993	Norm Johnson	0	34	34	26	27	112
1994	Norm Johnson	0	32	32	21	25	95
1995	Morten Andersen	0	29	30	31	37	122
1996	Morten Andersen	0	31	31	22	29	97
1997	Morten Andersen	0	35	35	23	27	104
1998	Morten Andersen	0	51	52	23	28	120
1999	Morten Andersen	0	34	34	15	21	79
2000	Morten Andersen	0	23	23	25	31	98
2001	Jay Feely	0	28	28	29	37	115
2002	Jay Feely	0	42	43	32	40	138
2003	Jay Feely	0	32	33	19	27	89
2004	Jay Feely	0	40	40	18	23	94
2005	Todd Peterson	0	35	35	23	25	104
2006	Morten Andersen	0	27	27	20	23	87
2007	Morten Anderson	0	24	24	25	28	99
2008	Jason Elam	0	42	42	29	31	129
2009	Jason Elam	0	32	33	12	19	68
2010	Matt Bryant	0	44	44	28	31	128
2011	Matt Bryant	0	45	45	27	29	126
2012	Matt Bryant	0	44	44	33	38	143
2013	Matt Bryant	0	39	39	24	27	111

YEARLY LEADERS

SCORING CONT...

YEAR	PLAYER	TD	XPM	XPA	FGM	FGA	TP
2014	Matt Bryant	0	40	40	29	32	127
2015	Devonta Freeman	14	0	0	0	0	84
2016	Matt Bryant	0	56	57	34	37	158

YEARLY LEADERS

PASSING (MINIMUM 100 ATTEMPTS)

YEAR	PLAYER	ATT	COMP	PCT	YDS	TD	INT
1966	Randy Johnson	295	129	43.7	1,795	12	21
1967	Randy Johnson	288	142	49.3	1,620	10	21
1968	Bob Berry	153	81	52.9	1,433	7	13
1969	Bob Berry	169	71	57.3	1,087	10	2
1970	Bob Berry	269	156	58.0	1,806	16	13
1971	Bob Berry	226	136	60.2	2,005	11	16
1972	Bob Berry	277	154	55.6	2,158	13	12
1973	Bob Lee	230	120	52.2	1,786	10	8
1974	Bob Lee	172	78	45.3	852	3	14
1975	Steve Bartkowski	255	115	45.1	1,662	13	15
1976	Steve Bartkowski	120	57	47.5	677	2	9
1977	Scott Hunter	151	70	46.4	898	2	3
1978	Steve Bartkowski	369	187	50.7	2,489	10	18
1979	Steve Bartkowski	379	203	53.6	2,502	17	20
1980	Steve Bartkowski	463	257	55.5	3,544	31	16
1981	Steve Bartkowski	533	297	55.7	3,830	30	23
1982	Steve Bartkowski	262	166	63.4	1,905	8	11
1983	Steve Bartkowski	432	274	63.4	3,167	22	5
1984	Steve Bartkowski	269	181	67.3	2,158	11	10
1985	Dave Archer	312	161	51.6	1,992	7	17
1986	Dave Archer	294	150	51.0	2,007	10	9
1987	Scott Campbell	260	136	52.3	1,728	11	14
1988	Chris Miller	351	184	52.4	2,133	11	12
1989	Chris Miller	526	280	53.2	3,459	16	10
1990	Chris Miller	388	222	57.2	2,735	17	14
1991	Chris Miller	413	220	53.3	3,103	26	18
1992	Chris Miller	253	152	60.1	1,739	15	6
1993	Bobby Hebert	430	263	61.2	2,978	24	17
1994	Jeff George	524	322	61.5	3,734	23	18
1995	Jeff George	557	336	60.3	4,143	24	11
1996	Bobby Hebert	488	294	60.2	3,152	22	25
1997	Chris Chandler	342	202	59.1	2,692	20	7
1998	Chris Chandler	327	190	58.1	3,154	25	12
1999	Chris Chandler	307	174	56.7	2,339	16	11
2000	Chris Chandler	331	192	58.0	2,236	10	12
2001	Chris Chandler	365	223	61.1	2,847	16	14
2002	Michael Vick	421	231	54.9	2,936	16	8
2003	Doug Johnson	243	136	56.0	1,655	8	12
2004	Michael Vick	321	181	56.4	2,313	14	12
2005	Michael Vick	387	214	55.3	2,412	15	13
2006	Michael Vick	388	204	52.6	2,474	20	13
2007	Joey Harrington	348	215	61.8	2,215	7	8
2008	Matt Ryan	434	265	61.1	3,440	16	11
2009	Matt Ryan	451	263	58.3	2,916	22	14
2010	Matt Ryan	571	357	62.5	3,705	28	9
2011	Matt Ryan	566	347	61.3	4,177	29	12
2012	Matt Ryan	615	422	68.6	4,719	32	14
2013	Matt Ryan	651	439	67.4	4,515	26	17

YEARLY LEADERS

PASSING (MINIMUM 100 ATTEMPTS) CONT...

YEAR	PLAYER	ATT	COMP	PCT	YDS	TD	INT
2014	Matt Ryan	628	415	66.1	4,694	28	14
2015	Matt Ryan	614	407	66.3	4,591	21	16
2016	Matt Ryan	534	373	69.9	4,944	38	7

YEARLY LEADERS

RUSHING

YEAR	PLAYER	NO	YDS	AVG	LG	TD
1966	Junior Coffey	199	722	3.6	37	4
1967	Junior Coffey	180	722	4.0	20t	4
1968	Jim Butler	94	365	3.9	60t	2
1969	Jim Butler	163	655	4.0	39	3
1970	Jim Butler	166	636	3.8	33	0
1971	Jim Butler	186	594	3.2	19	2
1972	Dave Hampton	230	995	4.3	56t	6
1973	Dave Hampton	263	997	3.8	25	3
1974	Dave Hampton	127	464	3.7	34	2
1975	Dave Hampton	250	1,002	4.0	22	5
1976	Bubba Bean	124	428	3.5	30	2
1977	Haskel Stanback	247	873	3.4	35	6
1978	Bubba Bean	193	707	3.7	25	3
1979	William Andrews	239	1,023	4.3	23	2
1980	William Andrews	265	1,308	4.9	33	4
1981	William Andrews	289	1,301	4.5	29	10
1982	William Andrews	139	573	4.1	19t	5
1983	William Andrews	331	1,567	4.7	27	7
1984	Gerald Riggs	353	1,486	4.2	57	13
1985	Gerald Riggs	297	1,719	4.3	50	10
1986	Gerald Riggs	343	1,327	3.9	31	9
1987	Gerald Riggs	203	875	4.3	44	2
1988	John Settle	232	1,024	4.4	62	7
1989	John Settle	179	689	3.8	20	3
1990	Mike Rozier	153	675	4.4	67	4
1991	Steve Broussard	99	449	4.5	36	4
1992	Steve Broussard	84	363	4.3	27	1
1993	Erric Pegram	292	1,185	4.1	29	3
1994	Craig Heyward	183	779	4.3	17	7
1995	Craig Heyward	236	1,083	4.6	31	6
1996	Jamal Anderson	232	1,055	4.5	32t	5
1997	Jamal Anderson	290	1,002	3.5	39	7
1998	Jamal Anderson	410	1,846	4.5	48	14
1999	Ken Oxendine	141	452	3.2	20	1
2000	Jamal Anderson	282	1,024	3.6	42	6
2001	Maurice Smith	237	760	3.2	58	5
2002	Warrick Dunn	230	927	4.0	59	7
2003	T.J. Duckett	197	779	4.0	55	11
2004	Warrick Dunn	265	1,106	4.2	60	9
2005	Warrick Dunn	280	1,416	5.1	65	3
2006	Warrick Dunn	286	1,140	4.0	90t	4
2007	Warrick Dunn	227	720	3.2	38	4
2008	Michael Turner	376	1,699	4.5	70	17
2009	Michael Turner	178	871	4.9	58t	10
2010	Michael Turner	334	1,371	4.1	55	12
2011	Michael Turner	301	1,340	4.5	81t	11
2012	Michael Turner	222	800	3.6	43	10
2013	Steven Jackson	157	543	3.5	50	6

YEARLY LEADERS

RUSHING CONT...

YEAR	PLAYER	NO	YDS	AVG	LG	TD
2014	Steven Jackson	190	707	3.7	55	6
2015	Devonta Freeman	265	1,056	4.0	39	11
2016	Devonta Freeman	227	1,079	4.8	75	11

YEARLY LEADERS

RECEIVING

YEAR	PLAYER	NO	YDS	AVG	LG	TD
1966	Alex Hawkins	44	661	15.0	42	2
1967	Tommy McDonald	33	436	13.2	75	4
1968	Jerry Simmons	28	479	17.1	61	0
1969	Paul Flatley	45	834	18.5	71	6
1970	Jim Mitchell	44	650	14.8	51	6
1971	Art Malone	34	380	11.2	46	2
	Ken Burrow	33	741	22.5	84	6
1972	Art Malone	50	585	11.7	57	2
1973	Jim Mitchell	32	420	13.1	50	0
	Ken Burrow	31	567	18.3	57	7
1974	Ken Burrow	34	545	16.0	48	1
1975	Alfred Jenkins	38	767	20.2	68	6
1976	Alfred Jenkins	41	710	17.3	34	6
1977	Alfred Jenkins	39	677	17.4	73	4
1978	Wallace Francis	45	695	15.4	54	3
	Billy Ryckman	45	679	15.1	59	2
1979	Wallace Francis	74	1,013	13.7	42	8
1980	Alfred Jenkins	57	1,025	18.0	57	6
1981	William Andrews	81	736	9.1	70	2
	Alfred Jenkins	70	1,358	19.4	67	13
1982	William Andrews	42	503	12.0	86t	2
1983	Billy Johnson	64	709	11.1	47t	4
	Stacey Bailey	55	881	16.0	53	6
1984	Stacey Bailey	67	1,138	17.0	61	6
1985	Billy Johnson	62	830	13.4	62t	5
1986	Charlie Brown	63	918	14.6	42	4
1987	Floyd Dixon	36	600	16.7	51t	5
1988	John Settle	68	570	8.4	27	1
1989	Shawn Collins	58	862	14.9	47	3
1990	Andre Rison	82	1,208	14.7	75t	10
1991	Andre Rison	81	976	12.0	39t	12
1992	Andre Rison	93	1,121	12.1	71t	11
1993	Andre Rison	86	1,242	14.4	53t	15
1994	Terance Mathis	111	1,342	12.1	81	11
1995	Eric Metcalf	104	1,189	11.4	62t	8
1996	Bert Emanuel	75	921	12.3	53	6
1997	Bert Emanuel	65	991	15.2	56	9
1998	Tony Martin	66	1,181	17.9	62	6
	Terance Mathis	64	1,136	17.8	78t	11
1999	Terance Mathis	81	1,016	12.5	52	6
2000	Shawn Jefferson	60	822	13.7	49	2
2001	Terance Mathis	51	564	11.1	34	2
2002	Brian Finneran	56	838	15.0	47	6
2003	Peerless Price	64	838	13.1	49	3
2004	Alge Crumpler	48	774	16.1	49t	6
2005	Alge Crumpler	65	877	13.5	48	58
2006	Alge Crumpler	56	780	13.9	46	8
2007	Roddy White	83	1,202	14.5	69t	6
2008	Roddy White	88	1,382	15.7	70t	7
2009	Roddy White	85	1,153	13.6	90t	11

YEARLY LEADERS

RECEIVING

YEAR	PLAYER	NO	YDS	AVG	LG	TD
2010	Roddy White	115	1,389	12.1	46	10
2011	Roddy White	100	1,296	13.0	43	8
2012	Tony Gonzalez	93	930	10.0	25	8
	Roddy White	92	1,351	14.7	59	7
2013	Harry Douglas	85	1,067	12.6	80	2
2014	Julio Jones	104	1,593	15.3	79	6
2015	Julio Jones	136	1,871	13.8	82t	8
2016	Julio Jones	83	1,409	17.0	75	6



WR JULIO JONES SET FRANCHISE RECORDS FOR RECEPTIONS AND RECEIVING YARDS IN 2015.

YEARLY LEADERS

PUNT RETURNS

YEAR	PLAYER	NO	YDS	AVG	LG	TD
1966	Ron Smith	11	80	7.3	23	0
1967	Ron Smith	20	92	4.6	26	0
1968	Jim Burson	11	56	5.1	17	0
1969	John Mallory	13	42	3.2	15	0
1970	John Mallory	17	203	11.9	75t	1
1971	Willie Belton	30	163	5.4	32	0
1972	Willie Belton	17	110	6.5	34	0
1973	Ray Brown	40	360	9.0	57	0
1974	Al Dodd	27	344	12.7	57	0
1975	Mack Herron	10	94	9.4	24	0
1976	Rolland Lawrence	54	376	7.0	24	0
1977	Rolland Lawrence	51	352	6.9	37	0
1978	Billy Ryckman	28	227	8.1	38	0
1979	Dennis Pearson	12	115	9.6	60	0
1980	Kenny Johnson	23	281	12.2	56	0
1981	Scott Woerner	33	278	8.4	38	0
1982	Billy Johnson	24	273	11.4	71	0
1983	Billy Johnson	46	489	10.6	71t	1
1984	Billy Johnson	15	152	10.1	37	0
1985	Anthony Allen	21	141	6.7	19	0
1986	Floyd Dixon	26	151	5.8	16	0
1987	Billy Johnson	21	168	8.0	45	0
1988	Lew Barnes	34	307	9.0	68	0
1989	Deion Sanders	28	307	11.0	68t	1
1990	Deion Sanders	29	250	8.6	79t	1
1991	Deion Sanders	21	170	8.1	23	0
1992	Tony Smith	16	155	9.7	45	0
1993	Tony Smith	32	255	8.0	51	0
1994	Clarence Verdin	23	113	4.9	29	0
1995	Eric Metcalf	39	383	9.8	66t	1
1996	Eric Metcalf	27	296	11.0	39	0
1997	Todd Kinchen	52	446	8.6	38	0
1998	Tim Dwight	31	263	8.5	23	0
1999	Tim Dwight	20	220	11.0	70t	1
2000	Tim Dwight	33	309	9.4	70t	1
2001	Darrien Gordon	31	437	14.1	74	0
2002	Allen Rossum	24	288	12.0	36	0
2003	Allen Rossum	39	545	14.0	72	1
2004	Allen Rossum	37	457	12.4	75t	1
2005	Allen Rossum	17	145	8.5	29	0
2006	Allen Rossum	37	288	7.8	41	0
2007	Adam Jennings	30	186	6.2	23	0
2008	Harry Douglas	19	226	11.9	61t	1
2009	Eric Weems	27	270	10.0	28	0
2010	Eric Weems	18	230	12.8	55t	1
2011	Eric Weems	32	315	9.8	42	0
2012	Dominique Franks	21	163	7.8	28	0
2013	Robert McClain	19	193	10.2	25	0

YEARLY LEADERS

PUNT RETURNS CONT...

YEAR	PLAYER	NO	YDS	AVG	LG	TD
2014	Devin Hester	18	240	13.3	68	1
2015	Eric Weems	19	221	11.6	41	0
2016	Eric Weems	24	273	11.4	73	0

YEARLY LEADERS

KICKOFF RETURNS

YEAR	PLAYER	NO	YDS	AVG	LG	TD
1966	Ron Smith	43	1,013	23.6	80	0
1967	Ron Smith	39	976	25.0	99t	1
1968	Jim Butler	37	799	21.6	42	0
1969	Charlie Bryant	21	407	19.4	39	0
1970	Jim Butler	14	284	20.3	29	0
1971	Willie Belton	28	706	25.2	58	0
1972	Dave Hampton	25	535	21.0	52	0
1973	Joe Wash.	20	432	21.6	30	0
1974	Gerald Tinker	29	704	24.3	59	0
1975	Gerald Tinker	13	307	23.6	33	0
1976	Rolland Lawrence	21	521	24.8	36	0
1977	Karl Farmer	23	466	20.3	30	0
1978	Dennis Pearson	25	662	26.7	100t	1
1979	Dennis Pearson	30	577	19.2	29	0
1980	Reggie Smith	25	512	20.5	35	0
1981	Reggie Smith	47	1,143	24.3	52	0
1982	Reggie Brown	24	466	19.4	33	0
1983	Kenny Johnson	11	224	20.4	28	0
1984	Sylvester Stamps	19	452	23.8	50	0
1985	Cliff Austin	39	838	21.5	94t	1
1986	Sylvester Stamps	24	514	21.4	35	0
1987	Sylvester Stamps	24	660	27.5	97t	1
1988	Evan Cooper	16	331	20.7	28	0
1989	Deion Sanders	35	725	20.7	72	0
1990	Deion Sanders	39	851	21.8	50	0
1991	Deion Sanders	26	576	22.2	100t	1
1992	Deion Sanders	40	1,067	26.7	99t	2
1993	Tony Smith	38	948	24.9	97t	1
1994	Clarence Verdin	44	1,026	23.3	69	0
1995	Roell Preston	30	627	20.9	44	0
1996	Eric Metcalf	49	1,034	21.1	55	0
1997	Byron Hanspard	40	987	24.7	99t	2
1998	Tim Dwight	36	973	27.0	93t	1
1999	Tim Dwight	44	944	21.5	40	0
2000	Darrick Vaughn	39	1,082	27.7	100t	3
2001	Darrick Vaughn	61	1,491	24.4	96t	1
2002	Allen Rossum	53	1,164	22.0	91t	1
2003	Allen Rossum	62	1,291	20.8	52	0
2004	Allen Rossum	58	1,250	21.6	49	0
2005	Allen Rossum	31	702	22.6	47	0
2006	Allen Rossum	46	1,082	23.5	51	0
2007	Jerious Norwood	52	1,317	25.3	76	0
2008	Jerious Norwood	51	1,311	25.7	92	0
2009	Eric Weems	48	1,214	25.3	62	0
2010	Eric Weems	40	1,100	27.5	102t	1
2011	Eric Weems	24	563	23.5	37	0
2012	Jacquizz Rodgers	23	592	25.7	77	0
2013	Jacquizz Rodgers	25	575	23.0	34	0

YEARLY LEADERS

KICKOFF RETURNS CONT...

YEAR	PLAYER	NO	YDS	AVG	LG	TD
2014	Devin Hester	45	1,128	25.1	66	0
2015	Eric Weems	15	403	26.9	50	0
2016	Eric Weems	17	391	23.0	42	0

YEARLY LEADERS

TACKLES

YEAR	PLAYER	TACKLES
1966	Tommy Nobis (173 solo)	296
1967	Tommy Nobis (41 solo)	67
1968	Tommy Nobis (39 solo)	69
1969	Greg Brezina (22 solo)	38
1970	Tommy Nobis (48 solo)	94
1971	Don Hansen (43 solo)	95
1972	Greg Brezina (80 solo)	130
1973	Greg Brezina (89 solo)	135
1974	Tommy Nobis (121 solo)	183
1975	Tommy Nobis (91 solo)	115
1976	Tommy Nobis (100 solo)	134
1977	Greg Brezina (67 solo)	90
1978	Fulton Kuykendall (98 solo)	284
1979	Robert Pennywell (77 solo)	109
1980	Buddy Curry (80 solo)	145
1981	Buddy Curry (107 solo)	135
1982	Buddy Curry (38 solo)	61
1983	Buddy Curry (127 solo)	229
1984	Rick Bryan (78 solo)	125
1985	Buddy Curry (82 solo)	137
1986	Buddy Curry (84 solo)	157
1987	John Rade (55 solo)	123
1988	John Rade (67 solo)	137
1989	Jessie Tuggle (112 solo)	183
1990	Jessie Tuggle (99 solo)	201
1991	Jessie Tuggle (106 solo)	207
1992	Jessie Tuggle (90 solo)	193
1993	Jessie Tuggle (120 solo)	185
1994	Jessie Tuggle (111 solo)	195
1995	Jessie Tuggle (126 solo)	180
1996	Jessie Tuggle (108 solo)	184
1997	Jessie Tuggle (123 solo)	123
1998	Cornelius Bennett (80 solo)	121
1999	Jessie Tuggle (85 solo)	122
2000	Marty Carter (86 solo)	131
2001	Keith Brooking (110 solo)	167
2002	Keith Brooking (100 solo)	212
2003	Keith Brooking (130 solo)	207
2004	Keith Brooking (71 solo)	144
2005	Keith Brooking (88 solo)	148
2006	Keith Brooking (88 solo)	165
2007	Keith Brooking (82 solo)	127
2008	Keith Brooking (80 solo)	133
2009	Curtis Lofton (118 solo)	160
2010	Curtis Lofton (101 solo)	142
2011	Curtis Lofton (95 solo)	159
2012	Stephen Nicholas (85 solo)	116
2013	Paul Worrilow (92 solo)	137
2014	Paul Worrilow (84 solo)	142
2015	Paul Worrilow (67 solo)	95
2016	Deion Jones (75 solo)	106

SACKS

YEAR	PLAYER	TACKLES
1966	Sam Williams	7.5
1967	Ralph Heck/Jim Norton	4.5
1968	Claude Humphrey	11.5
1969	Claude Humphrey	9.5
1970	Claude Humphrey/John Zook	9.0
1971	Claude Humphrey	12.0
1972	John Zook	6.5
1973	Claude Humphrey	10.0
1974	Claude Humphrey	12.5
1975	John Zook	10.0
1976	Claude Humphrey	15.0
1977	Jeff Mellow	10.0
	Claude Humphrey	10.0
1978	Greg Brezina	9.0
1979	Don Smith	9.0
1980	Joel Williams	16.0
1981	Al Richardson	10.0
1982	Don Smith	3.5
1983	Mike Pitts	7.0
1984	Don Smith	6.5
1985	Rick Bryan	7.5
1986	Rick Bryan	7.0
1987	Buddy Moore	4.0
1988	Aundray Bruce	6.0
1989	Marcus Cotton	9.0
1990	Tim Green	6.0
1991	Tim Green	5.0
1992	Darion Conner	7.0
1993	Pierce Holt	6.5
1994	Chuck Smith	11.0
1995	Chris Doleman	9.0
1996	Clay Matthews	6.5
1997	Chuck Smith	12.0
1998	Lester Archambeau	10.0
1999	Chuck Smith	10.0
2000	Travis Hall/Brady Smith	4.5
2001	Patrick Kerney	12.0
2002	Patrick Kerney	10.5
2003	Ellis Johnson	8.0
2004	Patrick Kerney	13.0
2005	Rod Coleman	10.5
2006	Rod Coleman	6.0
2007	John Abraham	10.0
2008	John Abraham	16.5
2009	Jonathan Babineaux	6.0
2010	John Abraham	13.0
2011	John Abraham	9.5
2012	John Abraham	10.0
2013	Osi Umenyiora	7.5
2014	Kroy Biermann	4.5
2015	Vic Beasley Jr.	4.0
2016	Vic Beasley Jr.	15.5

YEARLY LEADERS

ALL PURPOSE YARDS

YEAR	PLAYER	RUSH	REC	PT RET	KO RET	INT RET	TOTAL
1966	Ron Smith	0	0	80	1,013	0	1,093
1967	Ron Smith	42	227	92	976	0	1,337
1968	Jim Butler	365	127	0	799	0	1,291
1969	Jim Butler	655	297	0	405	0	1,357
1970	Jim Butler	636	151	0	284	0	1,071
1971	Willie Belton	237	22	163	706	0	1,128
1972	Dave Hampton	995	244	0	535	0	1,774
1973	Dave Hampton	997	273	0	258	0	1,528
1974	Gerald Tinker	5	12	195	704	0	916
1975	Dave Hampton	1,002	195	0	0	0	1,197
1976	Rolland Lawrence	0	0	372	521	0	893
1977	Haskel Stanback	873	261	0	0	0	1,134
1978	Bubba Bean	707	209	0	0	0	916
1979	William Andrews	1,023	309	0	0	0	1,332
1980	William Andrews	1,308	456	0	0	0	1,764
1981	William Andrews	1,301	736	0	0	0	2,037
1982	William Andrews	573	503	0	0	0	1,076
1983	William Andrews	1,567	609	0	0	0	2,176
1984	Gerald Riggs	1,486	277	0	0	0	1,763
1985	Gerald Riggs	1,719	267	0	0	0	1,986
1986	Gerald Riggs	1,327	136	0	0	0	1,463
1987	Gerald Riggs	875	199	0	0	0	1,074
1988	John Settle	1,024	570	0	0	0	1,594
1989	Deion Sanders	0	8	307	725	52	1,076
1990	Deion Sanders	0	0	250	851	153	1,254
1991	Michael Haynes	0	1,122	0	0	0	1,122
1992	Deion Sanders	4	45	41	1,067	0	1,149
1993	Erric Pegram	1,185	302	0	63	0	1,550
1994	Terance Mathis	0	1,342	0	0	0	1,342
1995	Eric Metcalf	133	1,189	383	278	0	1,983
1996	Eric Metcalf	8	599	296	1,034	0	1,937
1997	Byron Hanspard	335	53	0	987	0	1,375
1998	Jamal Anderson	1,846	319	0	0	0	2,165
1999	Tim Dwight	28	669	220	944	0	1,861
2000	Jamal Anderson	1,024	382	0	0	0	1,406
2001	Darrick Vaughn	0	0	0	1,491	0	1,491
2002	Allen Rossum	0	0	288	1,164	0	1,452
2003	Allen Rossum	0	0	545	1,291	0	1,836
2004	Allen Rossum	0	0	457	1,250	0	1,707
2005	Warrick Dunn	1,416	220	0	0	0	1,636
2006	Warrick Dunn	1,140	170	0	0	0	1,310
2007	Jerious Norwood	613	277	0	1,317	0	2,207
2008	Jerious Norwood	489	338	0	1,311	0	2,138
2009	Eric Weems	53	50	270	1,214	0	1,587
2010	Michael Turner	1,371	85	0	0	0	1,456
2011	Michael Turner	1,340	168	0	0	0	1,508
2012	Jacquizz Rodgers	362	402	0	592	0	1,356
2013	Jacquizz Rodgers	332	341		575	0	1,248
2014	Devin Hester	36	504	240	1,128	0	1,908

YEARLY LEADERS

ALL PURPOSE YARDS

YEAR	PLAYER	RUSH	REC	PT RET	KO RET	INT RET	TOTAL
2015	Julio Jones	0	1,871	0	0	0	1,871
2016	Devonta Freeman	1,079	462	0	0	0	1,541

OFFENSIVE & DEFENSIVE RANKINGS

OFFENSE

BY YARDS 1970-2013 (NFL RANK)

YEAR	TOTAL	RUSH	PASS
2016	415.8 (2)	120.5 (5)	295.3 (3)
2015	374.1 (7)	100.4 (19)	273.7 (6)
2014	378.2 (8)	93.6 (24)	284.6 (5)
2013	343.1 (14)	77.9 (32)	265.2 (7)
2012	369.1 (8)	87.3 (29)	281.8 (6)
2011	376.6 (10)	114.6 (17)	262.0 (8)
2010	341.1 (16)	118.2 (12)	222.9 (15)
2009	340.4 (16)	117.3 (15)	223.2 (14)
2008	361.2 (6)	152.7 (2)	208.5 (14)
2007	301.0 (23)	95.0 (26)	206.0 (18)
2006	331.9 (12)	183.7 (1)	148.2 (32)
2005	326.6 (12)	159.1 (1)	167.4 (27)
2004	317.8 (20)	167.0 (1)	150.8 (30)
2003	272.3 (29)	121.8 (14)	150.5 (31)
2002	345.9 (14)	148.0 (4)	197.9 (23)
2001	316.9 (15)	110.8 (16)	206.1 (17)
2000	249.6 (30)	75.9 (28)	173.8 (24)
1999	283.9 (27)	74.8 (30)	209.1 (17)
1998	342.9 (7)	131.3 (6)	211.6 (11)
1997	294.8 (23)	102.7 (19)	192.1 (22)
1996	319.8 (17)	91.3 (27)	228.4 (9)
1995	348.7 (10)	87.1 (27)	261.6 (6)
1994	335.1 (7)	78.1 (28)	257.0 (5)
1993	319.4 (11)	99.4 (23)	220.0 (6)
1992	306.4 (10)	79.4 (27)	227.1 (4)
1991	319.6 (8)	104.0 (16)	215.6 (6)
1990	315.9 (10)	99.6 (21)	216.3 (6)
1989	291.8 (24)	72.2 (28)	219.6 (9)
1988	286.4 (25)	126.0 (14)	160.4 (25)
1987	271.1 (28)	86.5 (28)	184.5 (22)
1986	319.1 (17)	157.8 (3)	161.4 (25)
1985	310.0 (20)	154.1 (3)	155.9 (27)
1984	315.3 (19)	124.6 (15)	190.6 (20)
1983	351.8 (8)	139.0 (11)	212.8 (11)
1982	329.2 (9)	131.2 (9)	198.0 (18)
1981	354.0 (7)	122.8 (18)	231.2 (5)
1980	353.1 (3)	150.3 (5)	202.8 (9)
1979	308.1 (17)	137.5 (16)	170.6 (15)
1978	253.9 (26)	103.8 (27)	150.1 (16)
1977	231.9 (25)	135.0 (17)	96.9 (27)
1976	221.6 (27)	120.6 (25)	101.0 (28)
1975	275.8 (20)	128.1 (19)	147.6 (19)
1974	200.0 (26)	106.6 (21)	93.4 (26)
1973	288.4 (15)	145.5 (10)	142.9 (12)
1972	286.5 (16)	149.4 (9)	137.1 (20)
1971	282.8 (15)	121.6 (16)	161.1 (11)
1970	245.1 (23)	114.3 (15)	130.8 (23)

DEFENSE

BY YARDS 1970-2013 (NFL RANK)

YEAR	TOTAL	RUSH	PASS
2016	371.2 (25)	104.5 (17)	266.7 (28)
2015	347.6 (16)	105.0 (14)	242.6 (18)
2014	378.2 (8)	93.6 (24)	284.6 (5)
2013	343.1 (14)	77.9 (32)	265.2 (7)
2012	369.1 (8)	87.3 (29)	281.8 (6)
2011	376.6 (10)	114.6 (17)	262.0 (8)
2010	341.1 (16)	118.2 (12)	222.9 (15)
2009	340.4 (16)	117.3 (15)	223.2 (14)
2008	361.2 (6)	152.7 (2)	208.5 (14)
2007	301.0 (23)	95.0 (26)	206.0 (18)
2006	331.9 (12)	183.7 (1)	148.2 (32)
2005	326.6 (12)	159.1 (1)	167.4 (27)
2004	317.8 (20)	167.0 (1)	150.8 (30)
2003	272.3 (29)	121.8 (14)	150.5 (31)
2002	345.9 (14)	148.0 (4)	197.9 (23)
2001	316.9 (15)	110.8 (16)	206.1 (17)
2000	249.6 (30)	75.9 (28)	173.8 (24)
1999	283.9 (27)	74.8 (30)	209.1 (17)
1998	342.9 (7)	131.3 (6)	211.6 (11)
1997	294.8 (23)	102.7 (19)	192.1 (22)
1996	319.8 (17)	91.3 (27)	228.4 (9)
1995	348.7 (10)	87.1 (27)	261.6 (6)
1994	335.1 (7)	78.1 (28)	257.0 (5)
1993	319.4 (11)	99.4 (23)	220.0 (6)
1992	306.4 (10)	79.4 (27)	227.1 (4)
1991	319.6 (8)	104.0 (16)	215.6 (6)
1990	315.9 (10)	99.6 (21)	216.3 (6)
1989	291.8 (24)	72.2 (28)	219.6 (9)
1988	286.4 (25)	126.0 (14)	160.4 (25)
1987	271.1 (28)	86.5 (28)	184.5 (22)
1986	319.1 (17)	157.8 (3)	161.4 (25)
1985	310.0 (20)	154.1 (3)	155.9 (27)
1984	315.3 (19)	124.6 (15)	190.6 (20)
1983	351.8 (8)	139.0 (11)	212.8 (11)
1982	329.2 (9)	131.2 (9)	198.0 (18)
1981	354.0 (7)	122.8 (18)	231.2 (5)
1980	353.1 (3)	150.3 (5)	202.8 (9)
1979	308.1 (17)	137.5 (16)	170.6 (15)
1978	253.9 (26)	103.8 (27)	150.1 (16)
1977	231.9 (25)	135.0 (17)	96.9 (27)
1976	221.6 (27)	120.6 (25)	101.0 (28)
1975	275.8 (20)	128.1 (19)	147.6 (19)
1974	200.0 (26)	106.6 (21)	93.4 (26)
1973	288.4 (15)	145.5 (10)	142.9 (12)
1972	286.5 (16)	149.4 (9)	137.1 (20)
1971	282.8 (15)	121.6 (16)	161.1 (11)
1970	245.1 (23)	114.3 (15)	130.8 (23)

ALL-TIME STARTING QUARTERBACKS

YEAR-BY-YEAR RESULTS

YEAR	QUARTERBACK	RECORD	YEAR	QUARTERBACK	RECORD
1966	Randy Johnson	3-8	1991	Scott Campbell	0-2
	Dennis Claridge	0-3		Hugh Millen	2-0
1967	Randy Johnson	1-10-1	Chris Miller	9-5	
	Steve Sloan	0-1	Billy Joe Tolliver	1-1	
1968	Terry Nofsinger	0-1	1992	Chris Miller	3-5
	Randy Johnson	1-6	Billy Joe Tolliver	2-3	
1969	Bob Berry	1-6	Wade Wilson	1-2	
	Bob Berry	4-3	1993	Bobby Hebert	5-9
1970	Randy Johnson	2-3	Chris Miller	0-1	
	Bruce Lemmerman	0-2	Billy Joe Tolliver	1-0	
	Bob Berry	3-7-2	1994	Jeff George	7-9
1971	Randy Johnson	1-1	1995	Jeff George	9-7
	Bob Berry	4-6-1	1996	Bobby Hebert	3-10
1972	Dick Shiner	3-0	Jeff George	0-3	
	Bob Berry	7-7	1997	Chris Chandler	7-7
1973	Bob Lee	8-2	Billy Joe Tolliver	0-1	
	Dick Shiner	1-3	Tony Graziani	0-1	
1974	Bob Lee	2-6	1998	Chris Chandler	13-1
	Pat Sullivan	0-4	Steve DeBerg	0-1	
	Kim McQuilken	1-1	Tony Graziani	1-0	
1975	Steve Bartkowski	4-7	1999	Chris Chandler	4-8
	Kim McQuilken	0-2	Tony Graziani	1-2	
	Pat Sullivan	0-1	Danny Kanell	0-1	
1976	Steve Bartkowski	1-4	2000	Chris Chandler	4-9
	Kim McQuilken	1-2	Doug Johnson	0-2	
	Scott Hunter	2-4	Danny Kanell	0-1	
1977	Scott Hunter	4-3	2001	Chris Chandler	6-8
	Steve Bartkowski	3-4	Michael Vick	1-1	
1978	Steve Bartkowski	8-5	2002	Michael Vick	8-6-1
	June Jones	1-2	Doug Johnson	1-0	
1979	Steve Bartkowski	6-8	2003	Doug Johnson	1-7
	June Jones	0-2	Kurt Kittner	1-3	
1980	Steve Bartkowski	12-4	Michael Vick	3-1	
1981	Steve Bartkowski	7-9	2004	Michael Vick	10-5
1982	Steve Bartkowski	5-4	Matt Schaub	0-1	
1983	Steve Bartkowski	6-8	2005	Michael Vick	8-7
	Mike Moroski	1-1	Matt Schaub	0-1	
1984	Steve Bartkowski	3-8	2006	Michael Vick	7-9
	Mike Moroski	1-4	2007	Joey Harrington	3-7
1985	Steve Bartkowski	0-5	Chris Redman	1-3	
	Dave Archer	4-7	Byron Leftwich	0-2	
1986	Dave Archer	5-4-1	2008	Matt Ryan	11-5
	Turk Schonert	2-3	2009	Matt Ryan	9-5
1987	Dave Archer	0-1	Chris Redman	0-2	
	Scott Campbell	2-7	Matt Ryan	13-3	
	Erik Kramer	1-2	2010	Matt Ryan	10-6
	Chris Miller	0-2	2011	Matt Ryan	10-6
1988	Chris Miller	5-8	2012	Matt Ryan	13-3
	Steve Dils	0-3	2013	Matt Ryan	4-12
1989	Chris Miller	3-12	2014	Matt Ryan	6-10
	Hugh Millen	0-1	2015	Matt Ryan	8-8
1990	Chris Miller	3-9	2016	Matt Ryan	11-5

PRESEASON RESULTS

1966 (1-4)

Philadelphia at Atlanta (20,072) 7-9
Atlanta at St. Louis (34,303) 10-20
NY Giants at Atlanta (Nashville - 20,945) . . . 7-14
Cleveland at Atlanta (48,548) 3-42
San Francisco vs. Atlanta (Columbia - 21,780) . . 24-17

1967 (2-2-1)

Atlanta at NY Giants (Ithaca - 20,000) 10-10
Atlanta at Miami (50,822) 27-17
Cleveland at Atlanta (52,240) 34-31
Atlanta vs. Minnesota (Cleveland - 84,236) . 3-16
Atlanta at New Orleans (67,486) 14-27

1968 (1-4)

Atlanta vs. Washington (Tampa - 42,180) . . 14-16
Atlanta vs. NY Giants (Nashville - 14,555) . . 13-17
Atlanta vs. NY Jets (Birmingham - 27,406) . 12-27
NO at Atlanta (49,832) 16-10
Atlanta at Miami (36,122) 13-19

1969 (2-4)

Philadelphia vs. Atlanta (Portland - 21,625) . . 13-7
Atlanta at Boston (24,084) 34-16
Washington at Atlanta (56,990) 7-24
Atlanta at New Orleans (69,898) 17-21
Atlanta at Kansas City (37,273) 10-14
Atlanta vs. G.B. (Canton - 17,411) 24-38

1970 (4-1)

NY Jets vs. Atlanta (Winston-Salem - 19,700) . . 33-7
Atlanta at Washington (35,186) 13-21
Kansas City at Atlanta (56,990) 22-17
Atlanta at Buffalo (30,869) 10-7
Atlanta at Miami (50,259) 20-17

1971 (3-2)

Atlanta at Kansas City (37,403) 10-12
Denver vs. Atlanta (Memphis - 22,474) . . . 27-10
Buffalo at Atlanta (53,090) 35-24
Atlanta at New England (48,631) 45-35
Atlanta at San Diego (32,555) 14-21

1972 (1-4)

Atlanta at San Diego (41,404) 7-30
Pittsburgh at Atlanta (53,288) 17-31
Atlanta at Miami (75,372) 10-24
New York Jets at Atlanta (37,806) 3-9
Atlanta at Cincinnati (55,804) 44-14

1973 (2-3)

Atlanta vs. Baltimore (57,122) 10-34
Atlanta vs. New England (56,238) 10-27
Atlanta vs. Cleveland (Knoxville - 40,831) . . 20-17
Atlanta vs. Cincinnati (55,863) 31-20
Atlanta at Pittsburgh (50,350) 0-19

1974 (4-2)

Atlanta at Philadelphia (15,379) 23-7
Atlanta at Oakland (Berkeley - 34,319) 16-28
Atlanta vs. Cincinnati (Grant Field 44,127) . . 13-7
Atlanta at Houston (27,116) 10-6
Atlanta vs. Baltimore (50,085) 7-23
Atlanta at Denver (43,253) 20-14

1975 (3-3)

Atlanta at Washington (18,444) 16-14
Atlanta vs. Baltimore (Lincoln, Neb - 43,097) 3-10
Atlanta vs. Oakland (39,878) 22-7
Atlanta vs. N.Y. Jets (34,387) 16-13
Atlanta vs. Buffalo (Tampa, Fla. - 41,212) . . 14-16
Atlanta vs. Philadelphia (28,675) 14-17

1976 (2-4)

Atlanta vs. Washington (38,808) 10-17
Atlanta vs. Cleveland (Stillwater, Okla - 24,227) 7-31
Atlanta at Tampa Bay (Jacksonville, Fla. - 11,342) 3-17
Atlanta vs. New England (23,495) 17-28
Atlanta vs. Baltimore (24,986) 21-7
Atlanta at Green Bay (Milw - 54,989) 26-7

1977 (3-3)

Atlanta at St. Louis (24,667) 3-0
Atlanta vs. N.Y. Jets (28,954) 2-17
Atlanta vs. Denver (21,239) 2-10
Atlanta vs. Tampa Bay (Orlando - 31,123) . . . 30-21
Atlanta at Kansas City (22,748) 24-16
Atlanta at New England (41,346) 10-29

1978 (2-2)

Atlanta at NY Jets (31,480) 20-17
Atlanta at Pittsburgh (46,444) 7-13
Atlanta vs. Philadelphia (51,306) 7-24
Atlanta at Washington (29,487) 10-7

1979 (0-4)

Atlanta vs. New England (53,228) 14-37
Atlanta at St. Louis (39,705) 17-42
Atlanta vs. Washington (52,478) 6-16
Atlanta at Green Bay (55,416) 35-45

1980 (1-3)

Atlanta at Seattle (59,555) 10-14
Atlanta vs. Pittsburgh (55,695) 14-17
Atlanta at San Diego (47,184) 9-17
Atlanta vs. Baltimore (42,983) 51-35

1981 (2-3)

Atlanta vs. Cleveland (Canton, Ohio - 23,921) . . 10-24
Atlanta at Oakland (42,697) 16-17
Atlanta vs. NY Jets (51,163) 21-20
Atlanta at Minnesota (42,908) 19-20
Atlanta vs. Tampa Bay (53,688) 27-7

PRESEASON RESULTS

1982 (2-2)

Atlanta vs. Minnesota (49,831) 20-17
Atlanta at Baltimore (Phoenix - 56,748) 3-34
Atlanta vs. Philadelphia (51,175) 24-21
Atlanta at Tampa Bay (62,933) 0-34

1983 (2-2)

Atlanta vs. Washington (46,052) 13-10
Atlanta at Denver (73,199) 10-21
Atlanta at Tampa Bay (57,237) 6-17
Atlanta vs. Baltimore (37,420) 10-7

1984 (1-3)

Atlanta at Minnesota (51,693) 6-37
Atlanta at New Orleans (58,502) 21-31
Atlanta vs. Tampa Bay (29,610) 52-21
Atlanta vs. Denver (30,988) 13-24

1985 (2-2)

Atlanta vs. Washington (30,574) 14-17
Atlanta at Tampa Bay (34,040) 23-17
Atlanta at Green Bay (Milw - 49,703) 24-28
Atlanta vs. Miami (32,768) 19-17

1986 (2-2)

Atlanta vs. NY Giants (25,445) 31-24
Atlanta at Tampa Bay (28,797) 20-17
Atlanta vs. Cleveland (33,637) 21-27
Atlanta at Washington (52,619) 21-29

1987 (1-3)

Atlanta vs. Buffalo (31,166) 19-14
Atlanta at Kansas City (39,164) 10-13
Atlanta vs. Cleveland (35,960) 3-23
Atlanta vs. New England (Jacksonville - 59,129) 13-14

1988 (2-2)

Atlanta at New England (32,949) 34-30
Atlanta vs. Kansas City (23,369) 13-27
Atlanta vs. Tampa Bay (18,141) 19-14
Atlanta at Washington (Birmingham - 51,400) 17-34

1989 (1-3)

Atlanta at Philadelphia (40,145) 17-23
Atlanta at Tampa Bay (28,330) 0-27
Atlanta vs. New England (21,118) 7-23
Atlanta at Buffalo (Jacksonville- 41,813) . . . 36-17

1990 (4-0)

Atlanta at Washington (Chapel Hill, N.C. - 52,036) 31-27
Atlanta vs. Cincinnati (43,472) 34-17
Atlanta at Green Bay (Milwaukee 51,069) . . 17-14
Atlanta at New England (24,106) 45-14

1991 (2-2)

Atlanta vs. L.A. Rams (Jacksonville 66,531) 38-17
Atlanta at Houston (52,140) 36-7
Atlanta vs. Tampa Bay (41,983) 7-12
Atlanta at Dallas (53,689) OT 17-20

1992 (1-3)

Atlanta at Cleveland (59,566) 0-7
Atlanta at Tampa Bay (37,000) 28-40
Atlanta vs. Philadelphia (66,834) 20-10
Atlanta vs. Buffalo (62,565) 21-27

1993 (1-3)

Atlanta vs. Miami (51,798) 27-28
Atlanta vs. Tampa Bay (49,108) 20-10
Atlanta at Philadelphia (54,425) 20-37
Atlanta at Buffalo (51,232) 16-17

1994 (3-2)

Atlanta at S.D (23,185) (HOF Game, Canton, Ohio). 21-17
Atlanta at Denver (72,231) 16-37
Atlanta vs. Buffalo (46,595) 27-7
Atlanta at Cleveland (51,602) 7-28
Atlanta vs. Philadelphia (40,780) 20-12

1995 (2-2)

Atlanta at Philadelphia (43,678) 17-25
Atlanta vs. Miami (42,579) 37-0
Atlanta vs. Cleveland (41,813) 19-10
Atlanta at Buffalo (41,765) 14-20

1996 (2-2)

Atlanta at Seattle (30,284) 17-19
Atlanta at Tampa Bay (32,855) 0-16
Atlanta vs. Oakland (30,553) 27-6
Atlanta vs. Arizona (29,306) 31-30

1997 (1-3)

Atlanta at Detroit (40,425) 17-20
Atlanta vs. Tampa Bay (34,219) 17-12
Atlanta vs. Washington (37,984) 31-35
Atlanta at Jacksonville (67,743) 17-26

1998 (2-2)

Atlanta vs. Detroit (47,653) 35-31
Atlanta vs. Baltimore (44,843) 6-19
Atlanta at Tennessee (65,729) 3-17
Atlanta at Cincinnati (39,651) 28-16

1999 (2-2)

Atlanta vs. Detroit (47,653) 35-31
Atlanta vs. Baltimore (44,843) 6-19
Atlanta at Tennessee (65,729) 3-17
Atlanta at Cincinnati (39,651) 28-16

PRESEASON RESULTS

2000 (4-1)

Atlanta at Indianapolis (47,985)	20-13
Atlanta at Dallas (42,178) (American Bowl, Tokyo Japan)	20-9
Atlanta vs. Cincinnati (38,346)	31-16
Atlanta vs. San Diego (38,384)	14-28
Atlanta at Jacksonville (55,946)	31-20

2001 (3-1)

Atlanta vs. Pittsburgh (44,275)	16-17
Atlanta at NY Jets (76,658)	20-10
Atlanta at Washington (67,211)	27-6
Atlanta vs. Tampa Bay (44,162)	36-7

2002 (4-0)

Atlanta vs. Jacksonville (43,264)	23-13
Atlanta vs. NY Giants (67,204)	36-24
Atlanta at Dallas (62,942)	21-19
Atlanta at Cincinnati (40,530)	27-14

2003 (0-4)

Atlanta vs. Green Bay (68,818)	21-27
Atlanta vs. Baltimore (68,237)	10-13
Atlanta at Miami (59,093)	21-30
Atlanta at Cleveland (69,618)	9-20

2004 (2-2)

Atlanta at Baltimore (69,299)	0-24
Atlanta vs. Minnesota (70,623)	27-24
Atlanta vs. Cincinnati (70,331)	37-10
Atlanta at Washington (72,892)	0-27

2005 (4-1)

Atlanta at Indianapolis (Tokyo, Japan, 45,203)	27-21
Atlanta vs. Baltimore (67,123)	16-3
Atlanta vs. Tennessee (69,327)	21-24
Atlanta at Jacksonville (60,596)	23-7
Atlanta at Miami (71,616)	20-17

2006 (2-2)

Atlanta vs. New England (69,283)	26-23
Atlanta at Green Bay (69,845)	10-38
Atlanta at Tennessee (69,143)	20-6
Atlanta vs. Jacksonville (70,616)	17-20

2007 (3-1)

Atlanta at NY Jets (75,767)	16-31
Atlanta at Buffalo (50,577)	13-10
Atlanta vs. Cincinnati (65,525)	24-19
Atlanta vs. Baltimore (71,377)	13-10

2008 (2-2)

Atlanta at Jacksonville (63,194)	17-20
Atlanta vs. Indianapolis (59,693)	9-16
Atlanta vs. Tennessee (47,318)	17-3
Atlanta at Baltimore (70,149)	10-9

2009 (2-2)

Atlanta at Detroit (34,785)	26-27
Atlanta at St. Louis (46,958)	20-13
Atlanta vs. San Diego (66,718)	27-24
Atlanta vs. Baltimore (66,610)	3-20

2010 (2-2)

Atlanta vs. Kansas City (65,726)	20-10
Atlanta vs. New England (66,783)	10-28
Atlanta at Miami (59,144)	16-6
Atlanta at Jacksonville (61,802)	9-13

2011 (0-4)

Atlanta vs. Miami (67,038)	23-28
Atlanta at Jacksonville (60,815)	13-15
Atlanta at Pittsburgh (56,754)	16-34
Atlanta vs. Baltimore (67,216)	7-21

2012 (1-3)

Atlanta vs. Baltimore (68,449)	17-31
Atlanta vs. Cincinnati (68,541)	19-24
Atlanta at Miami (41,550)	23-6
Atlanta at Jacksonville (62,362)	14-24

2013 (0-4)

Atlanta vs. Cincinnati (69,076)	10-34
Atlanta at Baltimore (70,527)	23-27
Atlanta at Tennessee (69,143)	16-27
Atlanta vs. Jacksonville (69,555)	16-20

2014 (2-2)

Atlanta vs. Miami (68,540)	16-10
Atlanta at Houston (71,644)	7-32
Atlanta vs Tennessee (68,957)	17-24
Atlanta at Jacksonville (59,031)	24-14

2015 (2-2)

Atlanta vs. Tennessee (67,326)	31-24
Atlanta at NY Jets (78,160)	22-30
Atlanta at Miami (60,661)	9-13
Atlanta vs. Baltimore (67,393)	20-19

2016 (3-1)

Atlanta vs. Washington (65,340)	23-17
Atlanta at Cleveland (58,327)	24-13
Atlanta at Miami (Orlando) (45,974)	6-17
Atlanta vs. Jacksonville (67,385)	17-15

2017 (0-4)

Atlanta at Miami (64,271)	23-20
Atlanta at Pittsburgh (48,809)	17-13
Atlanta vs. Arizona (70,237)	24-14
Atlanta vs. Jacksonville (69,472)	13-7

ALL-TIME RESULTS

ATLANTA VS. ARIZONA

Cardinals lead series, 15-14

Cardinals lead postseason, 1-0

1966	Falcons	16-10 (A)
1968	Cardinals	17-12 (StL)
1971	Cardinals	26-9 (A)
1973	Cardinals	32-10 (A)
1975	Cardinals	23-20 (StL)
1978	Cardinals	42-21 (StL)
1980	Falcons	33-27 (StL) (OT)
1981	Falcons	41-20 (A)
1982	Cardinals	23-20 (A)
1986	Falcons	33-13 (A)
1987	Cardinals	34-21 (A)
1989	Cardinals	34-20 (Phx)
1990	Cardinals	24-13 (A)
1991	Cardinals	16-10 (Phx)
1992	Falcons	20-17 (A)
1993	Cardinals	27-10 (A)
1994	Falcons	10-6 (A)
1995	Cardinals	40-37 (Phx) (OT)
1997	Cardinals	29-26 (Phx)
1999	Falcons	37-14 (A)
2001	Falcons	34-14 (Phx)
2004	Falcons	6-3 (A)
2006	Falcons	32-10 (A)
2007	Cardinals	30-27 (Arz) (OT)
*2008	Cardinals	30-24 (Arz)
2010	Falcons	41-7 (A)
2012	Falcons	23-19 (A)
2013	Cardinals	27-13 (Arz)
2014	Falcons	29-18 (A)
2016	Falcons	38-19 (A)

Points-Cardinals 621, Falcons 662

*Postseason Points: Cardinals 30, Falcons 24

ATLANTA VS. BALTIMORE

Baltimore lead series, 3-2

1999	Ravens	19-13 (A)(OT)
2002	Falcons	20-17 (A)
2006	Ravens	24-10 (B)
2010	Falcons	26-21 (A)
2014	Raves	29-7 (B)

Points-Ravens 110, Falcons 76

ATLANTA VS. BUFFALO

Falcons lead series, 7-4

1973	Bills	17-6 (A)
1977	Bills	3-0 (B)
1980	Falcons	30-14 (B)
1983	Falcons	31-14 (A)
1989	Falcons	30-28 (A)
1992	Bills	41-14 (B)
1995	Bills	23-17 (B)
2001	Falcons	33-30 (A)

2005	Falcons	24-21 (B)
2009	Falcons	31-3 (A)
2013	Falcons	34-31 (Tor) (OT)

Points-Bills 220, Falcons 250

ATLANTA VS. CAROLINA

Falcons lead series, 27-17

1995	Falcons	23-20 (A)(OT)
	Panthers	21-17 (C)
1996	Panthers	29-6 (C)
	Falcons	20-17 (A)
1997	Panthers	9-6 (A)
	Panthers	21-12 (C)
1998	Falcons	19-14 (C)
	Falcons	51-23 (A)
1999	Falcons	27-20 (A)
	Panthers	34-28 (C)
2000	Falcons	15-10 (C)
	Falcons	13-12 (A)
2001	Falcons	24-16 (A)
	Falcons	10-7 (C)
2002	Falcons	30-0 (A)
	Falcons	41-0 (C)
2003	Panthers	23-3 (C)
	Falcons	20-14 (A) (OT)
2004	Falcons	27-10 (C)
	Falcons	34-31 (A) (OT)
2005	Panthers	24-6 (C)
	Panthers	44-11 (A)
2006	Falcons	20-6 (C)
	Panthers	10-3 (A)
2007	Panthers	27-20 (A)
	Falcons	20-13 (C)
2008	Panthers	24-9 (C)
	Falcons	45-28 (A)
2009	Falcons	28-20 (A)
	Panthers	28-19 (C)
2010	Falcons	31-10 (C)
	Falcons	31-10 (A)
2011	Falcons	31-17 (A)
	Falcons	31-23 (C)
2012	Falcons	30-28 (A)
	Panthers	30-20 (C)
2013	Panthers	34-10 (C)
	Panthers	21-20 (A)
2014	Falcons	19-17 (A)
	Panthers	34-3 (C)
2015	Panthers	38-0 (C)
	Falcons	20-13 (A)
2016	Falcons	48-33 (A)
	Falcons	33-16 (C)

Points-Falcons 965, Panthers 848

ALL-TIME RESULTS

ATLANTA VS. CHICAGO

Bears lead series, 14-12

1966	Bears	23-6 (C)
1967	Bears	23-14 (A)
1968	Falcons	16-13 (C)
1969	Falcons	48-31 (A)
1970	Bears	23-14 (A)
1972	Falcons	37-21 (C)
1973	Falcons	46-6 (A)
1974	Falcons	13-10 (A)
1976	Falcons	10-0 (C)
1977	Falcons	16-10 (C)
1978	Bears	13-7 (C)
1980	Falcons	28-17 (A)
1983	Falcons	20-17 (C)
1985	Bears	36-0 (C)
1986	Bears	13-10 (A)
1990	Bears	30-24 (C)
1992	Bears	41-31 (C)
1993	Bears	6-0 (C)
1998	Falcons	20-13 (A)
2001	Bears	31-3 (A)
2002	Bears	14-13 (A)
2005	Bears	16-3 (C)
2008	Falcons	22-20 (A)
2009	Falcons	21-14 (A)
2011	Bears	30-12 (C)
2014	Bears	27-13 (A)

(Points-Bears 498, Falcons 447)

ATLANTA VS. CINCINNATI

Bengals lead series, 8-5

1971	Falcons	9-6 (C)
1975	Bengals	21-14 (A)
1978	Bengals	37-7 (C)
1981	Bengals	30-28 (A)
1984	Bengals	35-14 (C)
1987	Bengals	16-10 (A)
1990	Falcons	38-17 (A)
1993	Bengals	21-17 (C)
1996	Bengals	41-31 (C)
2002	Falcons	30-3 (A)
2006	Falcons	29-27 (C)
2010	Falcons	39-32 (A)
2014	Bengals	24-10 (C)

(Points-Bengals 310, Falcons 276)

ATLANTA VS. CLEVELAND

Browns lead series, 11-3

1966	Browns	49-17 (A)
1968	Browns	30-7 (C)
1971	Falcons	31-14 (C)
1976	Browns	20-17 (A)
1978	Browns	24-16 (A)
1981	Browns	28-17 (C)

1984	Browns	23-7 (A)
1987	Browns	38-3 (C)
1990	Browns	13-10 (C)
1993	Falcons	17-14 (A)
2002	Browns	24-16 (C)
2006	Browns	17-13 (A)
2010	Falcons	20-10 (C)
2014	Browns	26-24 (A)

(Points-Browns 330, Falcons 215)

ATLANTA VS. DALLAS

Cowboys lead series, 14-10

Cowboys lead postseason, 2-0

1966	Cowboys	47-14 (A)
1967	Cowboys	37-7 (D)
1969	Cowboys	24-17 (A)
1970	Cowboys	13-0 (D)
1974	Cowboys	24-0 (A)
1976	Falcons	17-10 (A)
*1978	Cowboys	27-20 (D)
*1980	Cowboys	30-27 (A)
1985	Cowboys	24-10 (D)
1986	Falcons	37-35 (D)
1987	Falcons	21-10 (D)
1988	Cowboys	26-20 (D)
1989	Falcons	27-21 (A)
1990	Falcons	26-7 (A)
1991	Cowboys	31-27 (D)
1992	Cowboys	41-17 (A)
1993	Falcons	27-14 (A)
1995	Cowboys	28-13 (A)
1996	Cowboys	32-28 (D)
1999	Cowboys	24-7 (D)
2001	Falcons	20-13 (A)
2003	Falcons	27-13 (D)
2006	Cowboys	38-28 (A)
2009	Cowboys	37-21 (D)
2012	Falcons	19-13 (A)
2015	Falcons	39-28 (D)

(Regular Season Points: Cowboys 590, Falcons 469)

(*Postseason Points: Cowboys 57, Falcons 47)

ATLANTA VS. DENVER

Broncos lead series, 8-6

Broncos lead postseason, 1-0

1970	Broncos	24-10 (D)
1972	Falcons	23-20 (A)
1975	Falcons	35-21 (A)
1979	Broncos	20-17 (A) (OT)
1982	Falcons	34-27 (D)
1985	Broncos	44-28 (A)
1988	Broncos	30-14 (D)
1994	Broncos	32-28 (D)
1997	Broncos	29-21 (A)

ALL-TIME RESULTS

*1998	Broncos	34-19 (Mia)
2000	Broncos	42-14 (D)
2004	Falcons	41-28 (A)
2008	Broncos	24-20 (A)
2012	Falcons	27-21 (A)
2016	Falcons	23-16 (D)

(Regular Season Points: (Broncos 350, Atlanta 294)

(Postseason Points: Broncos 34, Atlanta 19)

*Super Bowl XXXIII

ATLANTA VS. DETROIT

Lions lead series 24-12

1966	Lions	28-10 (D)
1967	Lions	24-3 (D)
1968	Lions	24-7 (A)
1969	Lions	27-21 (D)
1971	Lions	41-38 (D)
1972	Lions	26-23 (A)
1973	Lions	31-6 (D)
1975	Lions	17-14 (A)
1976	Lions	24-10 (D)
1977	Falcons	17-6 (A)
1978	Falcons	14-0 (A)
1979	Lions	24-23 (D)
1980	Falcons	43-28 (A)
1983	Falcons	30-14 (D)
1984	Lions	27-24 (A) (OT)
1985	Lions	28-27 (A)
1986	Falcons	20-6 (D)
1987	Lions	30-13 (A)
1988	Lions	31-17 (D)
1989	Lions	31-24 (A)
1990	Lions	21-14 (D)
1993	Lions	30-13 (D)
1994	Lions	31-28 (D) (OT)
1995	Falcons	34-22 (A)
1996	Lions	28-24 (D)
1997	Lions	28-17 (D)
1998	Falcons	24-17 (D)
2000	Lions	13-10 (D)
2002	Falcons	36-15 (A)
2004	Lions	17-10 (A)
2005	Falcons	27-7 (D)
2006	Lions	30-14 (D)
2008	Falcons	34-21 (A)
2011	Falcons	23-16 (D)
2012	Falcons	31-18 (D)
2014	Lions	22-21 (London)

(Points-Lions 803, Falcons 744)

ATLANTA VS. GREEN BAY

Green Bay leads series, 15-13

Postseason series tied, 2-2

1966	Packers	56-3 (Mil)
------	---------	------------

1967	Packers	23-0 (Mil)
1968	Packers	38-7 (A)
1969	Packers	28-10 (GB)
1970	Packers	27-24 (GB)
1971	Falcons	28-21 (A)
1972	Falcons	10-9 (Mil)
1974	Falcons	10-3 (A)
1975	Packers	22-13 (GB)
1976	Packers	24-20 (A)
1979	Falcons	25-7 (A)
1981	Falcons	31-17 (GB)
1982	Packers	38-7 (A)
1983	Falcons	47-41 (A-OT)
1988	Falcons	20-0 (A)
1989	Packers	23-21 (Mil)
1991	Falcons	35-31 (A)
1992	Falcons	24-10 (A)
1994	Packers	21-17 (Mil)
*1995	Packers	37-20 (GB)
2001	Falcons	23-20 (GB)
2002	Packers	37-34 (GB-OT)
*2002	Falcons	27-7 (GB)
2005	Packers	33-25 (A)
2008	Falcons	27-24 (GB)
2010	Falcons	20-17 (A)
	^Packers	48-21 (A)
2011	Packers	25-14 (A)
2013	Packers	22-21 (GB)
2014	Packers	43-37 (GB)
2016	Falcons	33-32 (A)
2016	**Falcons	44-21 (A)

(Points-Packers 692, Falcons 590)

(Postseason Points- Packers 113, Falcons 112)

*NFC Wild Card

^ NFC Divisional Round

** NFC Championship

ATLANTA VS. HOUSTON

Houston leads series, 2-2

2003	Texans	17-13 (H)
2007	Falcons	26-16 (A)
2011	Texans	17-10 (H)
2015	Falcons	48-21 (A)

(Points-Falcons 97, Texans 71)

ATLANTA VS. INDIANAPOLIS*

Colts lead series, 14-2

1966	Colts	19-7 (A)
1967	Colts	38-31 (B)
	Colts	49-7 (A)
1968	Colts	28-20 (A)
	Colts	44-0 (B)
1969	Colts	21-14 (A)
	Colts	13-6 (B)
1974	Colts	17-7 (A)

ALL-TIME RESULTS

1986	Colts	28-23 (A)
1989	Colts	13-9 (I)
1998	Falcons	28-21 (A)
2001	Colts	41-27 (I)
2003	Colts	38-7 (I)
2007	Colts	31-13 (A)
2011	Falcons	31-7 (I)
2015	Colts	24-21 (A)

(Points-Colts 432, Falcons 251)

*Franchise in Baltimore prior to 1984.

ATLANTA VS. JACKSONVILLE

Series Tied, 3-3

1996	Jaguars	19-17 (J)
1999	Jaguars	30-7 (A)
2003	Falcons	21-14 (A)
2007	Jaguars	13-7 (J)
2011	Falcons	41-14 (A)
2015	Falcons	23-17 (J)

(Points-Falcons 116, Jaguars 104)

ATLANTA VS. KANSAS CITY

Chiefs lead series, 6-3

1972	Chiefs	17-14 (A)
1985	Chiefs	38-10 (KC)
1991	Chiefs	14-3 (KC)
1994	Chiefs	30-10 (A)
2000	Falcons	29-13 (A)
2004	Chiefs	56-10 (KC)
2008	Falcons	38-14 (A)
2012	Falcons	40-24 (KC)
2016	Chiefs	29-28 (A)

(Points-Chiefs 235, Falcons 182)

ATLANTA VS. LOS ANGELES*

Rams lead series, 47-28-2

Falcons lead postseason, 1-0

1966	Rams	19-14 (A)
1967	Rams	31-3 (A)
	Rams	20-3 (LA)
1968	Rams	27-14 (LA)
	Rams	17-10 (A)
1969	Rams	17-7 (LA)
	Rams	38-6 (A)
1970	Tie	10-10 (LA)
	Rams	17-7 (A)
1971	Tie	20-20 (LA)
	Rams	24-16 (A)
1972	Falcons	31-3 (A)
	Rams	20-7 (LA)
1973	Rams	31-0 (LA)
	Falcons	15-13 (A)
1974	Rams	21-0 (LA)
	Rams	30-7 (A)
1975	Rams	22-7 (LA)

	Rams	16-7 (A)
1976	Rams	30-14 (A)
	Rams	59-0 (LA)
1977	Falcons	17-6 (A)
	Rams	23-7 (LA)
1978	Rams	10-0 (LA)
	Falcons	15-7 (A)
1979	Rams	20-14 (LA)
	Rams	34-13 (A)
1980	Falcons	13-10 (A)
	Rams	20-17 (LA)(OT)
1981	Rams	37-35 (A)
	Rams	21-16 (LA)
1982	Falcons	34-17 (A)
1983	Rams	27-21 (LA)
	Rams	36-13 (A)
1984	Falcons	30-28 (LA)
	Rams	24-10 (A)
1985	Rams	17-6 (LA)
	Falcons	30-14 (A)
1986	Falcons	26-14 (A)
	Rams	14-7 (LA)
1987	Falcons	24-20 (A)
	Rams	33-0 (LA)
1988	Rams	33-0 (A)
	Rams	22-7 (LA)
1989	Rams	31-21 (A)
	Rams	26-14 (LA)
1990	Rams	44-24 (LA)
	Falcons	20-13 (A)
1991	Falcons	31-14 (A)
	Falcons	31-14 (LA)
1992	Falcons	30-28 (A)
	Rams	38-27 (LA)
1993	Falcons	30-24 (A)
	Falcons	13-0 (LA)
1994	Falcons	31-13 (A)
	Falcons	8-5 (LA)
1995	Rams	21-19 (StL)
	Falcons	31-6 (A)
1996	Rams	59-16 (StL)
	Rams	34-27 (A)
1997	Falcons	34-31 (A)
	Falcons	27-21 (StL)
1998	Falcons	37-15 (A)
	Falcons	21-10 (StL)
1999	Rams	35-7 (StL)
	Rams	41-13 (A)
2000	Rams	41-20 (A)
	Rams	45-29 (StL)
2001	Rams	35-6 (A)
	Rams	31-13 (StL)
2003	Rams	36-0 (StL)
2004	Falcons	34-17 (A)
^2005	Falcons	47-17 (A)

ALL-TIME RESULTS

2007	Rams	28-16 (StL)
2008	Falcons	31-27 (A)
2010	Falcons	34-17 (StL)
2013	Falcons	31-24 (A)
2016	Falcons	42-14 (LA)

(Points-Rams 1,810, Falcons 1,321)

*Franchise in LA prior to 1995.

*Franchise in STL prior to 2016

^NFC Divisional Playoff

ATLANTA VS. MIAMI

Dolphins lead series, 8-4

1970	Dolphins	20-7 (A)
1974	Dolphins	42-7 (M)
1980	Dolphins	20-17 (A)
1983	Dolphins	31-24 (M)
1986	Falcons	20-14 (M)
1992	Dolphins	21-17 (M)
1995	Dolphins	21-20 (M)
1998	Falcons	38-16 (A)
2001	Dolphins	21-14 (M)
2005	Falcons	17-10 (M)
2009	Falcons	19-7 (A)
2013	Dolphins	27-23 (M)

(Points-Dolphins 250, Falcons 223)

ATLANTA VS. MINNESOTA

Vikings lead series, 17-10

Postseason tied, 1-1

1966	Falcons	20-13 (M)
1967	Falcons	21-20 (A)
1968	Vikings	47-7 (M)
1969	Falcons	10-3 (A)
1970	Vikings	37-7 (A)
1971	Vikings	24-7 (M)
1973	Falcons	20-14 (A)
1974	Vikings	23-10 (M)
1975	Vikings	38-0 (M)
1977	Vikings	14-7 (A)
1980	Vikings	24-23 (M)
1981	Falcons	31-30 (A)
*1982	Vikings	30-24 (M)
1984	Vikings	27-20 (M)
1985	Falcons	14-13 (A)
1987	Vikings	24-13(M)
1989	Vikings	43-17 (M)
1991	Vikings	20-19 (A)
1996	Vikings	23-17 (A)
**1998	Falcons	30-27 (M)(OT)
1999	Vikings	17-14 (A)
2002	Falcons	30-24 (M) (OT)
2003	Vikings	39-26 (A)
2005	Falcons	30-10 (A)
2007	Vikings	24-3 (M)
2008	Falcons	24-17 (M)
2011	Falcons	24-14 (A)

2014	Vikings	41-28 (M)
2015	Vikings	20-10 (A)

(Regular Season Points-Vikings 643, Falcons 452)

(Postseason Points-Vikings 57, Falcons 54)

*NFC Playoffs

** NFC Championship

ATLANTA VS. NEW ENGLAND

New England leads series, 7-6

New England lead postseason, 1-0

1972	Patriots	21-20 (NE)
1977	Patriots	16-10 (A)
1980	Falcons	37-21 (NE)
1983	Falcons	24-13 (A)
1986	Patriots	25-17 (NE)
1989	Falcons	16-15 (A)
1992	Falcons	34-0 (A)
1995	Falcons	30-17 (A)
1998	Falcons	41-10 (NE)
2001	Patriots	24-10 (A)
2005	Patriots	31-28 (A)
2009	Patriots	26-10 (NE)
2013	Patriots	30-23 (A)
*2016	Patriots	34-28 (Hou) (OT)

*Super LI

(Points-Falcons 300, Patriots 249)

(Postseason Points - Patriots 34, Falcons 28)

ATLANTA VS. NEW ORLEANS

Falcons lead series, 50-45

Falcons lead postseason, 1-0

1967	Saints	27-24 (NO)
1969	Falcons	45-17 (A)
1970	Falcons	14-3 (NO)
	Falcons	32-14 (A)
1971	Falcons	28-6 (A)
	Falcons	24-20 (NO)
1972	Falcons	21-14 (NO)
	Falcons	36-20 (A)
1973	Falcons	62-7 (NO)
	Falcons	14-10 (A)
1974	Saints	14-13 (NO)
	Saints	13-3 (A)
1975	Falcons	14-7 (A)
	Saints	23-7 (NO)
1976	Saints	30-0 (NO)
	Falcons	23-20 (A)
1977	Saints	21-20 (NO)
	Falcons	35-7 (A)
1978	Falcons	20-17 (NO)
	Falcons	20-17 (A)
1979	Falcons	40-34 (NO)(OT)
	Saints	37-6 (A)
1980	Falcons	41-14 (NO)
	Falcons	31-13 (A)
1981	Falcons	27-0 (A)

ALL-TIME RESULTS

	Falcons	41-10 (NO)		Saints	26-23 (A)
1982	Falcons	35-0 (A)	2010	Falcons	27-24 (NO) (OT)
	Saints	35-6 (NO)		Saints	17-14 (A)
1983	Saints	19-17 (A)	2011	Saints	26-23 (A) (OT)
	Saints	27-10 (NO)		Saints	45-16 (NO)
1984	Falcons	36-28 (NO)	2012	Saints	31-27 (NO)
	Saints	17-13 (A)		Falcons	23-13 (A)
1985	Falcons	31-24 (A)	2013	Saints	23-17 (NO)
	Falcons	16-10 (NO)		Saints	17-13 (A)
1986	Falcons	31-10 (NO)	2014	Falcons	37-34 (A)
	Saints	14-9 (A)		Falcons	30-14 (NO)
1987	Saints	38-0 (A)	2015	Saints	31-21 (NO)
1988	Saints	29-21 (A)		Saints	20-17 (A)
	Saints	10-9 (NO)	2016	Falcons	45-32 (NO)
1989	Saints	20-13 (NO)		Falcons	38-32 (A)
	Saints	26-17 (A)			
1990	Falcons	28-27 (A)			
	Saints	10-7 (NO)			
1991	Saints	27-6 (A)			
	Falcons	23-20 (NO) (OT)			
	*Falcons	27-20 (NO)			
1992	Saints	10-7 (A)			
	Saints	22-14 (NO)			
1993	Saints	34-31 (A)			
	Falcons	26-15 (NO)			
1994	Saints	33-32 (NO)			
	Saints	29-20 (A)			
1995	Falcons	27-24 (NO) (OT)			
	Falcons	19-14 (A)			
1996	Falcons	17-15 (A)			
	Falcons	31-15 (NO)			
1997	Falcons	23-17 (NO)			
	Falcons	20-3 (A)			
1998	Falcons	31-23 (A)			
	Falcons	27-17 (NO)			
1999	Falcons	20-17 (NO)			
	Falcons	35-12 (A)			
2000	Saints	21-19 (A)			
	Saints	23-7 (NO)			
2001	Falcons	20-13 (NO)			
	Saints	28-10 (A)			
2002	Falcons	37-35 (NO)			
	Falcons	24-17 (A)			
2003	Saints	45-17 (A)			
	Saints	23-20 (NO) (OT)			
2004	Falcons	24-21 (A)			
	Saints	26-13 (NO)			
2005	Falcons	34-31 (NO)			
	Falcons	36-17 (A)			
2006	Saints	23-3 (NO)			
	Saints	31-13 (A)			
2007	Saints	22-16 (NO)			
	Saints	34-14 (A)			
2008	Falcons	34-20 (A)			
	Saints	29-25 (NO)			
2009	Saints	35-27 (NO)			

(Points-Falcons 2,113, Saints 1,982)

(Postseason Points-Falcons 27, Saints 20)

***NFC Wild Card**

ATLANTA VS. N.Y. GIANTS

Series Tied, 12-11

Giants lead postseason, 1-0

1966	Falcons	27-16 (NY)
1968	Falcons	24-21 (A)
1971	Giants	21-17 (A)
1974	Falcons	14-7 (New Haven)
1977	Falcons	17-3 (A)
1978	Falcons	23-20 (A)
1979	Giants	24-3 (NY)
1981	Giants	27-24 (A) (OT)
1982	Falcons	16-14 (NY)
1983	Giants	16-13 (A) (OT)
1984	Giants	19-7 (A)
1988	Giants	23-16 (A)
1998	Falcons	34-20 (NY)
2000	Giants	13-6 (A)
2002	Falcons	17-10 (NY)
2003	Falcons	27-7 (NY)
2004	Falcons	14-10 (NY)
2006	Giants	27-14 (A)
2007	Giants	31-10 (A)
2009	Giants	34-31 OT (NY)
^2011	Giants	24-2 (NY)
2012	Falcons	34-0 (A)
2014	Giants	30-20 (NY)
2015	Falcons	24-20 (NY)

(Points- Falcons, 432, Giants 413)

(Postseason Points-Giants 24, Falcons 2)

^NFC Wildcard Playoff Game

ATLANTA VS. N.Y. JETS

Falcons lead series, 6-5

1973	Falcons	28-20 (NY)
1980	Jets	14-7 (A)
1983	Falcons	27-21 (NY)
1986	Jets	28-14 (A)

ALL-TIME RESULTS

1989	Jets	27-7 (NY)
1992	Falcons	20-17 (A)
1995	Falcons	13-3 (A)
1998	Jets	28-3 (NY)
2005	Falcons	27-14 (A)
2009	Falcons	10-7 (NY)
2013	Jets	30-28 (A)

(Points-Jets 209, Falcons 184)

ATLANTA VS. OAKLAND*

Series Tied, 7-7

1971	Falcons	24-13 (A)
1975	Raiders	37-34 (O) (OT)
1979	Raiders	50-19 (O)
1982	Raiders	38-14 (A)
1985	Raiders	34-24 (A)
1988	Falcons	12-6 (LA)
1991	Falcons	21-17 (A)
1994	Raiders	30-17 (LA)
1997	Raiders	36-31 (A)
2000	Raiders	41-14 (O)
2004	Falcons	35-10 (A)
2008	Falcons	24-0 (O)
2012	Falcons	23-20 (A)
2016	Falcons	35-28 (O)

(Points-Raiders 360, Falcons 327)

*Franchise in LA from 1983-1994.

ATLANTA VS. PHILADELPHIA

Eagles lead series, 16-13-1

Eagles lead postseason, 2-1

1966	Eagles	23-10 (P)
1967	Eagles	38-7 (A)
1969	Falcons	27-3 (P)
1970	Tie	13-13 (P)
1973	Falcons	44-27 (P)
1976	Eagles	14-13 (A)
*1978	Falcons	14-13 (A)
1979	Falcons	14-10 (P)
1980	Falcons	20-17 (P)
1981	Eagles	16-13 (P)
1983	Eagles	28-24 (A)
1984	Falcons	26-10 (A)
1985	Eagles	23-17 (P)(OT)
1986	Eagles	16-0 (A)
1988	Falcons	27-24 (P)
1990	Eagles	24-23 (A)
1994	Falcons	28-21 (A)
1996	Eagles	33-18 (A)
1997	Falcons	20-17 (A)
1998	Falcons	17-12 (A)
2000	Eagles	38-10 (P)
#2002	Eagles	20-6 (P)
2003	Eagles	23-16 (A)
^2005	Eagles	27-10 (P)

2005	Falcons	14-10 (A)
2006	Eagles	24-17 (P)
2008	Eagles	27-14 (P)
2009	Eagles	34-7 (A)
2010	Eagles	31-17 (P)
2011	Falcons	35-31 (A)
2012	Falcons	30-17 (P)
2015	Falcons	26-24 (A)
2016	Eagles	24-15 (P)

(Points-Eagles 652, Falcons 562)

(Postseason Points-Eagles 60, Falcons 30)

* NFC Wild Card

#NFC Divisional Playoff

^NFC Championship Game

ATLANTA VS. PITTSBURGH

Steelers lead series, 13-2-1

1966	Steelers	57-33 (A)
1968	Steelers	41-21 (A)
1970	Falcons	27-16 (A)
1974	Steelers	24-17 (P)
1978	Steelers	31-7 (P)
1981	Steelers	34-20 (A)
1984	Steelers	35-10 (P)
1987	Steelers	28-12 (A)
1990	Steelers	21-9 (P)
1993	Steelers	45-17 (A)
1996	Steelers	20-17 (A)
1999	Steelers	13-9 (P)
2002	Tie	34-34 (P)
2006	Falcons	41-38 (A)
2010	Steelers	15-9 (P) (OT)
2014	Steelers	27-20 (A)

(Points-Steelers 452, Falcons 283)

ATLANTA VS. SAN DIEGO

Falcons lead series, 8-2

1973	Falcons	41-0 (SD)
1979	Falcons	28-26 (SD)
1988	Chargers	10-7 (A)
1991	Falcons	13-10 (SD)
1994	Falcons	10-9 (A)
1997	Falcons	14-3 (SD)
2000	Falcons	21-20 (A)
2008	Falcons	22-16 (SD)
2012	Falcons	27-3 (SD)
2016	Chargers	33-30 (A)

(Points-Falcons 213, Chargers 130)

ATLANTA VS. SAN FRANCISCO

49ers lead series, 46-30-1

Postseason series tied, 1-1

1966	49ers	44-7 (A)
1967	49ers	38-7 (SF)
	49ers	34-28 (A)

ALL-TIME RESULTS

1968	49ers..... 28-13 (SF)	1996	49ers..... 39-17 (SF)
	49ers..... 14-12 (A)		49ers..... 34-10 (A)
1969	Falcons 24-12 (A)	1997	49ers..... 34-7 (SF)
	Falcons 21-7 (SF)		49ers..... 35-28 (A)
1970	Falcons 21-20 (A)	1998	49ers..... 31-20 (SF)
	49ers..... 24-20 (SF)		Falcons 31-19 (A)
1971	Falcons 20-17 (A)		*Falcons 20-18 (A)
	49ers..... 24-3 (SF)	1999	49ers..... 26-7 (SF)
1972	49ers..... 49-14 (A)		Falcons 34-29 (A)
	49ers..... 20-0 (SF)	2000	Falcons 36-28 (A)
1973	49ers..... 13-9 (A)		49ers..... 16-6 (SF)
	Falcons 17-3 (SF)	2001	49ers..... 16-13 (SF) (OT)
1974	49ers..... 16-10 (A)		49ers..... 37-31 (A) (OT)
	49ers..... 27-0 (SF)	2004	Falcons 21-19 (SF)
1975	Falcons 17-3 (SF)	2007	Falcons 20-16 (A)
	Falcons 31-9 (A)	2009	Falcons 45-10 (SF)
1976	49ers..... 15-0 (SF)	2010	Falcons 16-14 (A)
	Falcons 21-16 (A)	**2012	49ers..... 28-24 (A)
1977	Falcons 7-0 (SF)	2013	49ers..... 34-24 (SF)
	49ers..... 10-3 (A)	2015	49ers..... 17-16 (SF)
1978	Falcons 20-17 (SF)	2016	Falcons 41-13 (A)
	Falcons 21-10 (A)		(Points-49ers 1,834, Falcons 1,358)
1979	49ers..... 20-15 (SF)		*NFC Divisional Playoffs
	Falcons 31-21 (A)		**2012 NFC Championship
1980	Falcons 20-17 (SF)		ATLANTA VS. SEATTLE
	Falcons 35-10 (A)		Seahawks lead series, 10-5
1981	Falcons 34-17 (A)		Falcons lead postseason series, 2-0
	49ers..... 17-14 (SF)	1976	Seahawks 30-13 (S)
1982	Falcons 17-7 (SF)	1979	Seahawks 31-28 (A)
1983	49ers..... 24-20 (SF)	1985	Seahawks 30-26 (S)
	Falcons 28-24 (A)	1988	Seahawks 31-20 (A)
1984	49ers..... 14-5 (SF)	1991	Falcons 26-13 (A)
	49ers..... 35-17 (A)	1997	Falcons 24-17 (S)
1985	49ers..... 35-16 (SF)	2000	Seahawks 30-10(A)
	49ers..... 38-17 (A)	2002	Seahawks 30-24 (A) (OT)
1986	Tie 10-10 (A)(OT)	2004	Seahawks 28-26 (S)
	49ers..... 20-0 (SF)	2005	Seahawks 21-18 (S)
1987	49ers..... 25-17 (A)	2007	Falcons 44-41 (A)
	49ers..... 35-7 (SF)	2010	Falcons 34-18 (S)
1988	Falcons 34-17 (SF)	2011	Falcons 30-28 (S)
	49ers..... 13-3 (A)	*2012	Falcons 30-28 (A)
1989	49ers..... 45-3 (SF)	2013	Seahawks 33-10 (A)
	49ers..... 23-10 (A)	2016	Seahawks 26-24 (S)
1990	49ers..... 19-13 (SF)	*2016	Atlanta 36-20 (A)
	49ers..... 45-35 (A)		*NFC Divisional Playoffs
1991	Falcons 39-34 (SF)		(Points-Seahawks 407, Falcons 357)
	Falcons 17-14 (A)		ATLANTA VS. TAMPA BAY
1992	49ers..... 56-17 (SF)		Buccaneers lead series, 24-23
	49ers..... 41-3 (A)	1977	Falcons 17-0 (TB)
1993	49ers..... 37-30 (SF)	1978	Bucs..... 14-9 (TB)
	Falcons 27-24 (A)	1979	Falcons 17-14 (A)
1994	49ers..... 42-3 (A)	1981	Bucs..... 24-23 (TB)
	49ers..... 50-14 (SF)	1984	Bucs..... 23-6 (TB)
1995	49ers..... 41-10 (SF)		
	Falcons 28-27 (A)		

ALL-TIME RESULTS

1986	Falcons	23-20 (TB) (OT)
1987	Bucs	48-10 (TB)
1988	Falcons	17-10 (A)
1990	Bucs	23-17 (TB)
1991	Falcons	43-7 (A)
1992	Falcons	35-7 (TB)
1993	Bucs	31-24 (A)
1994	Falcons	34-13 (A)
1995	Falcons	24-21 (TB)
1997	Bucs	31-10 (A)
1999	Bucs	19-10 (TB)
2000	Bucs	27-14 (A)
2002	Bucs	20-6 (A)
	Bucs	34-10 (TB)
2003	Bucs	31-10 (A)
	Falcons	30-28 (TB)
2004	Falcons	24-14 (A)
	Bucs	27-0 (TB)
2005	Bucs	30-27 (A)
	Bucs	27-24 (TB)
2006	Falcons	14-3 (A)
	Falcons	17-6 (TB)
2007	Bucs	31-7 (A)
	Bucs	37-3 (TB)
2008	Bucs	24-9 (TB)
	Falcons	13-10 (A) (OT)
2009	Falcons	20-17 (A)
	Falcons	20-10 (TB)
2010	Falcons	27-21 (A)
	Falcons	28-24 (TB)
2011	Bucs	16-13 (TB)
	Falcons	45-24 (A)
2012	Falcons	24-23 (TB)
	Bucs	24-17 (A)
2013	Falcons	31-23 (A)
	Bucs	41-28 (TB)
2014	Falcons	56-14 (A)
	Falcons	27-17 (TB)
2015	Buccaneers	23-20 (A)
	Buccaneers	23-19 (TB)
2016	Buccaneers	31-24 (A)
	Falcons	43-28 (TB)

(Points-Bucs 1,013, Falcons 969)

ATLANTA VS. TENNESSEE*

Series tied, 7-7

1972	Falcons	20-10 (A)
1976	Oilers	20-14 (H)
1978	Falcons	20-14 (A)
1981	Falcons	31-27 (H)
1984	Falcons	42-10 (A)
1987	Oilers	37-33 (H)
1990	Falcons	47-27 (A)
1993	Oilers	33-17 (H)
1996	Oilers	23-13 (A)
1999	Titans	30-17 (T)
2003	Titans	38-31 (A)
2007	Titans	13-10 (T)
2011	Falcons	23-17 (A)
2015	Falcons	10-7 (T)

(Points-Falcons 331, Titans 293)

***Franchise in Houston prior to 1997 and known as Houston Oilers; Team name from 1997-98 was Tennessee Oilers; in 1999 team was renamed**

Tennessee Titans.

ATLANTA VS. WASHINGTON

Redskins lead series, 14-8-1

Redskins lead postseason, 1-0

1966	Redskins	33-20 (W)
1967	Tie	20-20 (A)
1969	Redskins	27-20 (W)
1972	Redskins	24-13 (W)
1975	Redskins	30-27 (A)
1977	Redskins	10-6 (W)
1978	Falcons	20-17 (A)
1979	Redskins	16-7 (A)
1980	Falcons	10-6 (A)
1983	Redskins	37-21 (W)
1984	Redskins	27-14 (W)
1985	Redskins	44-10 (A)
1987	Falcons	21-20 (A)
*1989	Redskins	31-30 (A)
1991	Redskins	56-17 (W)
*1991	Redskins	24-7 (W)
1992	Redskins	24-17 (W)
1993	Redskins	30-17 (W)
2003	Redskins	33-31 (A)
2006	Falcons	24-14 (W)
2009	Falcons	31-17 (A)
2012	Falcons	24-17 (W)
2013	Falcons	27-26 (A)

(Points-Redskins 579, Falcons 444)

***NFC Divisional Playoffs**

YEAR-BY-YEAR RESULTS

1966 (3-11) 7TH EAST CONF.

COACH: NORB HECKER

9/11	LA	14	19	L	54,418
9/18	@ PHI	10	23	L	54,049
9/25	@ DET	10	28	L	47,615
10/2	DAL	14	47	L	56,990
10/9	@ WAS	20	33	L	50,116
10/16	SF	7	44	L	54,788
10/23	@ GB Mil	3	56	L	48,623
10/30	CLE	17	49	L	57,235
11/13	BAL	7	19	L	58,850
11/20	@ NYG	27	16	W	62,746
11/27	@ CHI	6	23	L	44,777
12/4	@ MIN	20	13	W	37,117
12/11	STL	16	10	W	57,169
12/18	PIT	33	57	L	56,229

1969 (6-8) 3RD COASTAL

COACH: NORM VAN BROCKLIN

9/21	SF	24	12	W	45,940
9/28	@ LA	7	17	L	58,031
10/5	BAL	14	21	L	57,806
10/12	DAL	17	24	L	54,833
10/19	@ SF	21	7	W	28,684
10/26	@ GB	10	28	L	50,861
11/2	LA	6	38	L	58,850
11/9	@ DET	21	27	L	53,242
11/16	CHI	48	31	W	53,722
11/23	@ WAS	20	27	L	50,345
11/30	@ BAL	6	13	L	60,238
12/7	NO	45	17	W	51,021
12/14	@ PHI	27	3	W	60,658
12/21	MIN	10	3	W	52,872

1972 (7-7) 2ND NFC WEST

COACH: NORM VAN BROCKLIN

9/17	@ CHI	37	21	W	55,701
9/24	@ NE	20	21	L	60,999
10/1	LA	31	3	W	58,850
10/8	DET	23	26	L	58,850
10/15	@ NO	21	14	W	66,294
10/22	@ GB Mil	10	9	W	47,967
10/29	SF	14	49	L	58,850
11/5	@ LA	7	20	L	75,081
11/12	NO	36	20	W	58,850
11/20	@ WAS	13	24	L	53,039
11/26	DEN	23	20	W	58,850
12/3	HOU	20	10	W	58,850
12/10	@ SF	0	20	L	61,214
12/17	KC	14	17	L	58,850

1967 (1-12-1) 4TH COASTAL.

COACH: NORB HECKER

9/17	@ BAL	31	38	L	56,715
9/24	@ SF	7	38	L	30,207
10/1	@ GB Mil	0	23	L	49,467
10/8	PHI	7	38	L	53,868
10/15	WAS	20	20	T	56,538
10/22	@ DET	3	24	L	50,601
10/29	MIN	21	20	W	52,859
11/5	@ DAL	7	37	L	54,751
11/12	BAL	7	49	L	58,850
11/19	LA	3	31	L	56,871
11/20	@ NO	24	27	L	83,437
12/3	@ LA	3	20	L	46,395
12/10	SF	28	34	L	51,798
12/17	CHI	14	23	L	54,107

1970 (4-8-2) 3RD NFC WEST.

COACH: NORM VAN BROCKLIN

9/20	@ NO	14	3	W	77,042
9/27	@ GB	24	27	L	56,263
10/4	SF	21	20	W	58,850
10/11	@ DAL	0	13	L	53,611
10/18	@ DEN	10	24	L	50,705
10/25	NO	32	14	W	58,850
11/1	CHI	14	23	L	58,850
11/8	@ LA	10	10	T	67,232
11/15	@ PHI	13	13	T	55,425
11/22	LA	7	17	L	58,850
11/30	MIA	7	20	L	54,036
12/6	@ SF	20	24	L	41,387
12/13	PIT	27	16	W	54,162
12/20	MIN	7	37	L	57,992

1973 (9-5) 2ND NFC WEST

COACH: NORM VAN BROCKLIN

9/16	@ NO	62	7	W	66,428
9/23	@ LA	0	31	L	64,528
10/1	@ DET	6	31	L	45,519
10/7	SF	9	13	L	58,850
10/14	CHI	46	6	W	58,850
10/21	@ SD	41	0	W	41,527
10/28	@ SF	17	3	W	56,825
11/4	LA	15	13	W	58,850
11/11	@ PHI	44	27	W	63,114
11/19	MIN	20	14	W	58,850
11/25	@ NYJ	28	20	W	61,327
12/2	BUF	6	17	L	58,850
12/9	STL	10	32	L	58,850
12/16	NO	14	10	W	58,850

1968 (2-12) 4TH COASTAL

COACH: BROCKLIN (2-9), HECKER (0-3)

9/14	@ MIN	7	47	L	45,563
9/22	BAL	20	28	L	50,428
9/29	@ SF	13	28	L	27,471
10/6	GB	7	38	L	58,850
10/13	NYG	24	21	W	49,962
10/20	@ LA	14	27	L	54,443
10/27	@ CLE	7	30	L	67,723
11/3	PIT	21	41	L	47,727
11/10	LA	10	17	L	53,979
11/17	@ CHI	16	13	W	44,214
11/24	@ STL	12	17	L	43,246
12/1	@ BAL	0	44	L	60,238
12/8	DET	7	24	L	49,437
12/15	SF	12	14	L	44,977

1971 (7-6-1) 3RD NFC WEST.

COACH: NORM VAN BROCKLIN

9/19	SF	20	17	W	56,990
9/26	@ LA	20	20	T	57,895
10/3	@ DET	38	41	L	54,418
10/10	STL	9	26	L	58,850
10/17	LA	16	24	L	58,850
10/24	NO	28	6	W	58,850
10/31	@ CLE	31	14	W	76,825
11/7	@ CIN	9	6	W	59,604
11/14	NYG	17	21	L	58,850
11/22	GB	28	21	W	58,850
11/28	@ MIN	7	24	L	49,784
12/5	OAK	24	13	W	58,850
12/12	@ SF	3	24	L	44,582
12/19	@ NO	24	20	W	75,954

1974 (3-11) 2ND NFC WEST.

COACH: NORM VAN BROCKLIN

9/15	DAL	0	24	L	57,322
9/22	SF	10	16	L	47,686
9/29	@ NO	13	14	L	62,273
10/6	@ NYG	14	7	W	50,415
10/13	CHI	13	10	W	47,835
10/20	NO	3	13	L	47,127
10/28	@ PIT	17	24	L	48,094
11/3	@ MIA	7	42	L	64,399
11/10	@ LA	0	21	L	70,056
11/17	BAL	7	17	L	41,278
11/24	@ SF	0	27	L	45,435
12/1	LA	7	30	L	18,648
12/7	@ MIN	10	23	L	47,105
12/15	GB	10	3	W	10,020

YEAR-BY-YEAR RESULTS

1975 (4-10) 4ND NFC WEST.

COACH: MARION CAMPBELL

9/21	@ STL	20	23	L	42,172
9/28	DET	14	17	L	45,218
10/5	NO	14	7	W	29,444
10/12	@ SF	17	3	W	44,043
10/19	@ LA	7	22	L	64,843
10/26	CIN	14	21	L	45,811
11/2	@ NO	7	23	L	49,342
11/9	@ MIN	0	38	L	43,751
11/16	LA	7	16	L	44,595
11/23	DEN	35	21	W	28,686
11/30	@ OAK	34	37(OT)	L	50,860
12/7	WAS	27	30	L	52,809
12/14	SF	31	9	W	38,501
12/21	@ GB	13	22	L	56,267

1976 (4-10) 4ND NFC WEST

COACH: MARION CAMPBELL

9/12	LA	14	30	L	53,607
9/19	@ DET	10	24	L	50,840
9/26	@ CHI	10	0	W	41,029
10/3	PHI	13	14	L	45,535
10/10	@ NO	0	30	L	51,521
10/17	CLE	17	20	L	33,364
10/23	@ SF	0	15	L	50,240
10/31	NO	23	20	W	34,127
11/7	@ SEA	13	30	L	57,985
11/14	SF	21	16	W	20,058
11/21	DAL	17	10	W	54,992
11/28	@ HOU	14	20	L	25,838
12/4	@ LA	0	59	L	57,366
12/12	GB	20	24	L	23,436

1977 (7-7) 2ND NFC WEST

COACH: LEEMAN BENNETT

9/18	LA	17	6	W	55,956
9/25	@ WAS	6	10	L	55,031
10/2	NYG	17	3	W	46,374
10/9	@ SF	7	0	W	38,009
10/16	@ BUF	0	3	L	27,348
10/23	@ CHI	16	10	W	49,407
10/30	MIN	7	14	L	59,257
11/6	SF	3	10	L	46,577
11/13	DET	17	6	W	47,451
11/20	@ NO	20	21	L	43,135
11/27	@ TB	17	0	W	43,592
12/4	NE	10	16	L	57,911
12/11	@ LA	7	23	L	52,574
12/18	NO	35	7	W	36,895

1978 (9-7) 2ND NFC WEST

COACH: LEEMAN BENNETT

9/3	HOU	20	14	W	57,328
9/10	@ LA	0	10	L	46,201
9/17	CLE	16	24	L	56,648
9/24	@ TB	9	14	L	58,072
10/1	NYG	23	20	W	47,765
10/8	@ PIT	7	31	L	48,202
10/15	DET	14	0	W	51,172
10/22	@ SF	20	17	W	34,133
10/30	LA	15	7	W	57,250
11/5	SF	21	10	W	55,468
11/12	@ NO	20	17	W	70,323
11/19	@ CHI	7	13	L	46,022
11/26	NO	20	17	W	55,121
12/3	@ CIN	7	37	L	25,601
12/10	WASH	20	17	W	54,176
12/17	@ STL	21	42	L	40,022

POSTSEASON

NFC Wild Card Game

12/24	PHI	14	13	W	49,447
-------	-----	----	----	---	--------

NFC Divisional Playoff Game

12/31	@ DAL	20	27	L	60,338
-------	-------	----	----	---	--------

1980 (12-4) 1ST NFC WEST

COACH: LEEMAN BENNETT

9/7	@ MIN	23	24	L	44,773
9/14	@ NE	37	21	W	48,321
9/21	MIA	17	20	L	54,479
9/28	@ SF	20	17	W	56,518
10/5	DET	43	28	W	57,652
10/12	NYJ	7	14	L	57,458
10/19	@ NO	41	14	W	62,651
10/26	LA	13	10	W	57,401
11/2	@ BUF	30	14	W	57,959
11/9	@ STL	33	27(OT)	W	48,662
11/16	NO	31	13	W	53,871
11/23	CHI	28	17	W	49,164
11/30	WAS	10	6	W	55,665
12/7	@ PHI	20	17	W	70,205
12/14	SF	35	10	W	55,767
12/21	@ LA	17	20(OT)	L	62,469

POSTSEASON

NFC Wild Card Game

1/4	DAL	27	30	L	60,022
-----	-----	----	----	---	--------

1979 (6-10) 3RD NFC WEST

COACH: LEEMAN BENNETT

9/2	@ NO	40	34(OT)	W	70,940
9/10	@ PHI	14	10	W	55,935
9/16	DEN	17	20(OT)	L	57,677
9/23	@ DET	23	24	L	56,249
9/30	WAS	7	16	L	56,819
10/7	GB	25	7	W	56,184
10/14	@ OAK	19	50	L	52,900
10/21	@ SF	15	20	L	33,952
10/29	SEA	28	31	L	52,566
11/4	TB	17	14	W	55,150
11/11	@ NYG	3	24	L	60,860
11/19	@ LA	14	20	L	54,097
11/25	NO	6	37	L	42,815
12/2	@ SD	28	26	W	50,198
12/9	LA	13	34	L	49,236
12/16	SF	31	21	W	37,211

1981 (7-9) 2ND NFC WEST

COACH: LEEMAN BENNETT

9/6	NO	27	0	W	57,406
9/13	@ GB	31	17	W	55,382
9/20	SF	34	17	W	56,653
9/27	@ CLE	17	28	L	78,283
10/5	@ PHI	13	16	L	71,488
10/11	LA	35	37	L	57,841
10/18	STL	41	20	W	51,428
10/25	NYG	24	27(OT)	L	48,410
11/1	@ NO	41	10	W	63,637
11/8	@ SF	14	17	L	59,127
11/15	PIT	20	34	L	57,485
11/23	MIN	31	30	W	54,086
11/29	@ HOU	31	27	W	40,201
12/6	@ TB	23	24	L	69,221
12/14	@ LA	16	21	L	57,054
12/20	CIN	28	30	L	35,972

YEAR-BY-YEAR RESULTS

1981 (7-9) 2ND NFC WEST

COACH: LEEMAN BENNETT						
9/6	NO	27	0	W	57,406	
9/13	@ GB	31	17	W	55,382	
9/20	SF	34	17	W	56,653	
9/27	@ CLE	17	28	L	78,283	
10/5	@ PHI	13	16	L	71,488	
10/11	LA	35	37	L	57,841	
10/18	STL	41	20	W	51,428	
10/25	NYG	24	27(OT)	L	48,410	
11/1	@ NO	41	10	W	63,637	
11/8	@ SF	14	17	L	59,127	
11/15	PIT	20	34	L	57,485	
11/23	MIN	31	30	W	54,086	
11/29	@ HOU	31	27	W	40,201	
12/6	@ TB	23	24	L	69,221	
12/14	@ LA	16	21	L	57,054	
12/20	CIN	28	30	L	35,972	

1982 (5-4) 5RD NFC WEST*

COACH: LEEMAN BENNETT						
9/12	@ NYG	16	14	W	74,286	
9/19	LA Rai.	14	38	L	54,774	
11/21	LA Ram.	34	17	W	39,686	
11/28	STL	20	23	L	33,411	
12/5	@ DEN	34	17	W	75,103	
12/12	NO	35	0	W	39,535	
12/19	@ SF	17	7	W	53,234	
12/26	GB	7	38	L	50,245	
1/2	@ NO	6	35	L	47,336	

POSTSEASON

NFC Divisional Playoffs

1/9	@ MIN	24	30	L	60,560	
-----	-------	----	----	---	--------	--

Seven games cancelled due to strike.

1983 (7-9) 4TH NFC WEST

COACH: DAN HENNING						
9/4	@ CHI	20	17	W	60,165	
9/11	NYG	13	16(OT)	L	52,850	
9/18	@ DET	30	14	W	54,622	
9/25	@ SF	20	24	L	57,814	
10/2	PHI	24	28	L	50,621	
10/9	NO	17	19	L	51,654	
10/16	@ LA Ram.	21	27	L	50,404	
10/23	@ NYJ	27	21	W	46,878	
10/30	NE24	13	W	47,546		
11/6	@ NO	10	27	L	67,062	
11/14	LA Ram.	13	36	L	31,203	
11/20	SF	28	24	W	32,782	
11/27	GB	47	41(OT)	W	35,688	
12/4	@ WAS	21	37	L	52,074	
12/10	@ MIA	24	31	L	56,725	
12/18	BUF	31	14	W	31,01	

1984 (4-12) 4TH NFC WEST

COACH: DAN HENNING						
9/2	@ NO	36	28	W	66,652	
9/9	DET	24	27(OT)	L	49,878	
9/16	@ MIN	20	27	L	53,955	
9/23	HOU	42	10	W	45,248	
9/30	@ SF	5	14	L	57,990	
10/7	@ LA	30	28	W	47,832	
10/14	NYG	7	19	L	50,268	
10/22	LA	10	24	L	52,861	
10/28	@ PIT	10	35	L	55,971	
11/5	@ WAS	14	27	L	51,301	
11/11	NO	13	17	L	40,590	
11/18	CLE	7	23	L	28,280	
11/25	@ CIN	14	35	L	44,678	
12/2	SF	7	35	L	29,644	
12/9	@ TB	6	23	L	33,808	
12/16	PHI	26	10	W	15,582	

1985 (4-12) 4TH NFC WEST

COACH: DAN HENNING						
9/8	DET	27	28	L	37,785	
9/15	@ SF	16	35	L	58,923	
9/22	DEN	28	44	L	37,903	
9/29	@ LA Ram.	6	17	L	49,870	
10/6	SF	17	38	L	44,740	
10/13	@ SEA	26	30	L	60,430	
10/20	NO	31	24	W	44,784	
10/27	@ DAL	10	24	L	57,941	
11/3	WAS	10	44	L	42,209	
11/10	@ PHI	17	23(OT)	L	63,694	
11/17	LA Ram.	30	14	W	29,960	
11/24	@ CHI	0	36	L	65,790	
12/1	LA Rai.	24	34	L	20,585	
12/8	@ KC	10	38	L	18,199	
12/15	MIN	14	13	W	14,167	
12/22	@ NO	16	10	W	37,717	

1986 (7-8-1) 3RD NFC WEST

COACH: DAN HENNING						
9/7	@ NO	31	10	W	67,950	
9/14	STL	33	13	W	46,463	
9/21	@ DAL	37	35	W	62,880	
9/28	@ TB	23	20(OT)	W	38,950	
10/5	PHI	0	16	L	57,104	
10/12	LA Ram.	26	14	W	51,662	
10/19	SF	10	10(OT)	T	55,306	
10/26	@ LA Ram.	7	14	L	56,993	
11/2	@ NE	17	25	L	60,597	
11/9	NYJ	14	28	L	53,476	
11/16	CHI	10	13	L	55,520	
11/23	@ SF	0	20	L	58,747	
11/30	@ MIA	20	14	W	53,762	
12/7	IND	23	28	L	30,397	
12/14	NO	9	14	L	39,994	
12/21	@ DET	20	6	W	35,255	

1987 (3-12) 4TH NFC WEST

COACH: MARION CAMPBELL						
9/13	@ TB	10	48	L	51,250	
9/20	WAS	21	20	W	50,882	
9/27	@ NO	(Cancelled by strike)				
10/4	PIT	12	28	L	16,667	
10/11	SF	17	25	L	8,684	
10/18	LA Ram.	24	20	W	15,813	
10/25	@ HOU	33	37	L	29,062	
11/1	NO	0	38	L	42,196	
11/8	@ CLE	3	38	L	71,135	
11/15	CIN	10	16	L	25,758	
11/22	@ MIN	13	24	L	53,866	
11/29	STL	21	34	L	15,909	
12/6	@ DAL	21	10	W	40,103	
12/13	@ LA Ram.	0	33	L	43,310	
12/20	@ SF	7	35	L	54,698	
12/27	DET	13	30	L	13,906	

1988 (5-11) 4TH NFC WEST

COACH: MARION CAMPBELL						
9/4	@ DET	17	31	L	31,075	
9/11	NO	21	29	L	48,901	
9/18	@ SF	34	17	W	60,168	
9/25	@ DAL	20	26	L	39,702	
10/2	SEA	20	31	L	28,619	
10/9	LA Ram.	0	33	L	30,852	
10/16	@ DEN	14	30	L	75,287	
10/23	NYG	16	23	L	45,092	
10/30	@ PHI	27	24	W	60,091	
11/6	GB	20	0	W	29,952	
11/13	SD	7	10	L	26,329	
11/20	@ LA Rai.	12	6	W	40,967	
11/27	TB	17	10	W	14,020	
12/4	SF	3	13	L	44,048	
12/11	@ LA Ram.	7	22	L	42,828	
12/18	@ NO	9	10	L	60,566	

1989 (3-13) 4TH NFC WEST

COACH: MARION CAMPBELL						
9/10	LA Ram.	21	31	L	38,708	
9/17	DAL	27	21	W	55,285	
9/24	@ IND	9	13	L	57,816	
10/1	@ GB Mil	21	23	L	54,647	
10/8	@ LA Ram.	14	26	L	52,182	
10/15	NE	16	15	W	39,697	
10/22	@ PHO	20	34	L	33,894	
10/29	@ NO	13	20	L	65,153	
11/5	BUF	30	28	W	45,267	
11/12	@ SF	3	45	L	59,914	
11/19	NO	17	26	L	53,173	
11/26	@ NYJ	7	27	L	40,429	
12/3	SF	10	23	L	43,128	
12/10	@ MIN	17	43	L	58,116	
12/17	WASH	30	31	L	37,501	
12/24	DET	24	31	L	7,792	

YEAR-BY-YEAR RESULTS

1990 (5-11) 4TH NFC WEST

COACH: JERRY GLANVILLE

9/9	HOU	47	27	W	56,222
9/16	@ DET	14	21	L	48,961
9/23	@ SF	13	19	L	62,858
10/7	NO	28	27	W	57,401
10/14	SF	35	45	L	57,921
10/21	@ LA Ram.	24	44	L	54,761
10/28	CIN	38	17	W	53,214
11/4	@ PIT	9	21	L	57,09
11/11	@ CHI	24	30	L	62,855
11/18	PHI	23	24	L	53,755
11/25	@ NO	7	10	L	68,629
12/2	@ TB	17	23	L	42,839
12/9	PHO	13	24	L	36,222
12/16	@ CLE	10	13	L	46,536
12/23	LA Ram.	20	13	W	30,021
12/30	DAL	26	7	W	50,097

1992 (6-10) 3RD NFC WEST

COACH: JERRY GLANVILLE

9/6	NYJ	20	17	W	65,585
9/13	@ WAS	17	24	L	54,343
9/20	NO	7	10	L	67,328
9/27	@ CHI	31	41	L	63,528
10/4	GB	24	10	W	63,769
10/11	@ MIA	17	21	L	68,633
10/18	@ SF	17	56	L	63,302
11/1	LA Ram.	30	28	W	62,168
11/9	SF	3	41	L	67,404
11/15	PHO	20	17	W	58,477
11/22	@ BUF	14	41	L	80,004
11/29	NE	34	0	W	54,494
12/3	@ NO	14	22	L	68,591
12/13	@ TB	35	7	W	39,056
12/21	DAL	17	41	L	67,036
12/27	@ LA Ram.	27	38	L	37,706

1995 (9-7) 2ND NFC WEST

COACH: JUNE JONES

9/4	CAR	23	20(OT)W	58,808	
9/10	@ SF	10	41	L	63,627
9/17	@ NO	27	24(OT)W	57,442	
9/24	NYJ	13	3	W	40,778
10/1	NE	30	17	W	47,114
10/12	@ STL	19	21	L	59,700
10/22	@ TB	24	21	W	66,135
10/29	DAL	13	28	L	70,089
11/5	DET	34	22	W	49,619
11/12	@ BUF	17	23	L	62,690
11/19	STL	31	6	W	46,309
11/26	@ AZ	37	40(OT)L	35,147	
12/3	@ MIA	20	21	L	63,395
12/10	NO	19	14	W	54,603
12/17	@ CAR	17	21	L	53,833
12/24	SF	28	27	W	51,785

POSTSEASON

NFC Wild Card

12/31	@ GB	20	37	L	60,453
-------	------	----	----	---	--------

1991 (5-4) 5RD NFC WEST*

COACH: JERRY GLANVILLE

9/1	@ KC	3	14	L	74,246
9/8	MIN	19	20	L	50,936
9/15	@ SD	13	10	W	44,804
9/22	LA Rai.	21	17	W	53,615
9/29	NO	6	27	L	56,556
10/13	@ SF	39	34	W	57,343
10/20	@ PHO	10	16	L	24,124
10/27	LA Ram.	31	14	W	50,187
11/3	SF	17	14	W	51,259
11/10	@ WAS	17	56	L	52,641
11/17	TB	43	7	W	41,274
11/24	@ NO	23	20(OT)W	68,591	
12/1	GB	35	31	W	43,270
12/8	@ LA Ram.	31	14	W	35,315
12/15	SEA	26	13	W	55,834
12/22	@ DAL	27	31	L	60,962

POSTSEASON

NFC Wild Card Game

12/29	@ NO	27	20	W	68,794
-------	------	----	----	---	--------

NFC Divisional Playoff Game

1/4/92	@ WAS	7	24	L	55,181
--------	-------	---	----	---	--------

1993 (6-10) 3RD NFC WEST

COACH: JERRY GLANVILLE

9/5	@ DET	13	30	L	56,216
9/12	NO	31	34	L	64,287
9/19	@ SF	30	37	L	63,032
9/27	PIT	17	45	L	65,477
10/3	@ CHI	0	6	L	57,441
10/14	LA Ram.	30	24	W	45,231
10/24	@ NO	26	15	W	69,043
10/31	TB	24	31	L	50,647
11/14	@ LA Ram.	13	0	W	37,073
11/21	DAL	27	14	W	67,337
11/28	CLE	17	14	W	54,510
12/05	@ HOU	17	33	L	58,186
12/11	SF	27	24	W	64,688
12/19	@ WAS	17	30	L	50,192
12/26	@ CIN	17	21	L	27,014
1/2	PHO	10	27	L	44,360

1994 (7-9) 3RD NFC WEST

COACH: JUNE JONES

9/4	@ DET	28	31(OT)L	60,740	
9/11	LA Ram.	31	13	W	55,378
9/18	KC	10	30	L	67,357
9/25	@ WAS	27	20	W	53,238
10/2	@ LA Ram.	8	5	W	34,599
10/9	TB	34	13	W	52,633
10/16	SF	3	42	L	67,298
10/23	@ LA Rai.	17	30	L	42,192
11/6	SD	10	9	W	59,217
11/13	@ NO	32	33	L	60,313
11/20	@ DEN	28	32	L	70,594
11/27	PHI	28	21	W	60,008
12/4	@ SF	14	50	L	60,549
12/11	NO	20	29	L	61,307
12/21	@ GB Mil	17	21	L	54,885
12/27	AZ	10	6	W	35,311

1996 (3-13) 4TH NFC WEST

COACH: JUNE JONES

9/1	@ CAR	6	29	L	69,522
9/8	MIN	17	23	L	42,688
9/22	PHI	18	33	L	40,107
9/29	@ SF	17	39	L	62,995
10/6	@ DET	24	28	L	58,666
10/13	HOU	13	23	L	35,401
10/20	@ DAL	28	32	L	64,091
10/27	PIT	17	20	L	58,760
11/3	CAR	20	17	W	42,726
11/10	@ STL	16	59	L	58,776
11/17	NO	17	15	W	43,119
11/24	@ CIN	31	41	L	44,868
12/2	SF	10	34	L	46,318
12/8	@ NO	31	15	W	32,923
12/15	STL	27	34	L	26,519
12/22	@ JAC	17	19	L	71,449

YEAR-BY-YEAR RESULTS

1997 (7-9) 3RD NFC WEST

COACH: DAN REEVES

8/31	@ DET	17	28	L	61,244
9/7	CAR	6	9	L	51,829
9/14	OAK	31	36	L	47,922
9/21	@ SF	7	34	L	60,404
9/28	DEN	21	29	L	48,211
10/12	@ NO	23	17	W	65,619
10/19	SF	28	35	L	53,378
10/26	@ CAR	12	21	L	54,675
11/2	STL	34	31	W	36,583
11/9	TB	10	31	L	46,018
11/16	@ STL	27	21	W	64,299
11/23	NO	20	3	W	48,620
11/30	@ SEA	24	17	W	52,584
12/7	@ SD	14	3	W	46,317
12/14	PHI	20	17	W	42,866
12/21	@ ARZ	26	29	L	32,003

1998 (14-2) 1ST NFC WEST

COACH: DAN REEVES

9/6	@ CAR	19	14	W	65,129
9/13	PHI	17	12	W	46,456
9/27	@ SF	20	31	L	62,296
10/4	CAR	51	23	W	50,724
10/11	@ NYG	34	20	W	71,173
10/18	NO	31	23	W	60,774
10/25	@ NYJ	3	28	L	71,573
11/1	STL	37	15	W	37,996
11/8	@ NE	41	10	W	59,790
11/15	SF	31	19	W	69,828
11/22	CHI	20	13	W	60,804
11/29	@ STL	21	10	W	47,971
12/6	IND	28	21	W	61,141
12/13	@ NO	27	17	W	61,678
12/20	@ DET	24	17	W	67,143
12/27	MIA	38	16	W	69,754

POSTSEASON

Divisional Playoff Game

1/9	SF	20	18	W	70,262
-----	----	----	----	---	--------

NFC Championship Game

1/17	@ MIN	30	27(OT)W	64,060
------	-------	----	---------	--------

SUPER BOWL XXXIII

1/31	vs DEN	19	34	L	74,803
------	--------	----	----	---	--------

1999 (5-11) 3RD NFC WEST

COACH: DAN REEVES

9/12	MIN	14	17	L	69,555
9/20	@ DAL	7	24	L	63,663
9/26	@ STL	7	35	L	63,253
10/3	BAL	13	19(OT)L	50,712	
10/10	@ NO	20	17	W	57,289
10/17	STL	13	41	L	51,973
10/25	@ PIT	9	13	L	58,141
10/31	CAR	27	20	W	52,594
11/7	JAC	7	30	L	68,466
11/21	@ TB	10	19	L	65,158
11/28	@ CAR	28	34	L	55,507
12/5	NO	35	12	W	62,568
12/12	@ SF	7	26	L	67,465
12/19	@ TEN	17	30	L	66,196
12/26	ARZ	37	14	W	47,074
1/3	SF	34	29	W	57,980

2000 (4-12) 5TH NFC WEST

COACH: DAN REEVES

9/3	SF	36	28	W	54,626
9/10	@ DEN	14	42	L	75,466
9/17	@ CAR	15	10	W	73,025
9/24	STL	20	41	L	58,761
10/1	@ PHI	10	38	L	65,424
10/8	NYG	6	13	L	50,947
10/15	@ STL	29	45	L	66,019
10/22	NO	19	21	L	56,508
10/29	CAR	13	12	W	46,178
11/5	TB	14	27	L	70,097
11/12	@ DET	10	13	L	74,309
11/19	@ SF	6	16	L	67,447
11/26	@ OAK	14	41	L	55,175
12/3	SEA	10	30	L	44,680
12/17	@ NO	7	23	L	64,900
12/24	KC	29	13	W	41,017

2001 (7-9) 4TH NFC SOUTH

COACH: DAN REEVES

9/9	@ SF	13	16(OT)L	65,989	
9/23	CAR	24	16	W	49,312
9/30	@ ARZ	34	14	W	28,878
10/7	CHI	3	31	L	47,640
10/14	SF	31	37(OT)L	65,424	
10/21	@ NO	20	13	W	70,020
11/4	NE	10	24	L	45,572
11/11	DAL	20	13	W	70,452
11/18	@ GB	23	20	W	59,849
11/25	@ CAR	10	7	W	72,234
12/2	STL	6	35	L	60,787
12/9	NO	10	28	L	68,826
12/16	@ IND	27	41	L	55,603
12/23	BUF	33	30	W	43,320
12/30	@ MIA	14	21	L	73,619
1/6	@ STL	13	31	L	66,033

2002 (9-6-1) 2ND NFC SOUTH

COACH: DAN REEVES

9/8	@ GB	34	37(OT)L	63,127	
9/15	CHI	13	14	L	68,081
9/22	CIN	30	3	W	68,129
10/6	TB	6	20	L	68,936
10/13	@ NYG	17	10	W	78,728
10/20	CAR	30	0	W	68,056
10/27	@ NO	37	35	W	67,883
11/3	BAL	20	17	W	68,532
11/10	@ PIT	34	34(OT)T	62,779	
11/17	NO	24	17	W	70,382
11/24	@ CAR	41	0	W	72,533
12/1	@ MIN	30	24(OT)W	63,947	
12/8	@ TB	10	34	L	65,648
12/15	SEA	24	30(OT) L	69,551	
12/22	DET	36	15	W	69,307
12/29	@ CLE	16	24	L	73,528

POSTSEASON

NFC Wild Card Game

1/4	at GB	27	7	W	65,358
-----	-------	----	---	---	--------

NFC Divisional Playoff Game

1/11	at PHI	6	20	L	66,452
------	--------	---	----	---	--------

2003 (5-11) 4TH NFC SOUTH

COACH:REEVES (3-10), PHILIPS (2-1)

9/7	@ DAL	27	13	W	64,104
9/14	WAS	31	33	L	70,241
9/21	TB	10	31	L	70,871
9/28	@ CAR	3	23	L	72,765
10/5	MIN	26	39	L	70,427
10/13	@ STL	0	36	L	66,075
10/19	NO	17	45	L	70,837
11/2	PHI	16	23	L	70,064
11/9	@ NYG	27	7	W	78,813
11/16	@ NO	20	23(OT)L	68,432	
11/23	TEN	31	38	L	70,891
11/30	@ HOU	13	17	L	70,388
12/7	CAR	20	14(OT)W	70,079	
12/14	@ IND	7	38	L	57,103
12/21	@ TB	30	28	W	65,572
12/28	JAC	21	14	W	70,266

YEAR-BY-YEAR RESULTS

2004 (11-5) 1ST NFC SOUTH

COACH: JIM MORA

9/12	@ SF	21	19	W	65,584
9/19	STL	34	17	W	70,882
9/26	ARZ	6	3	W	70,534
10/3	@ CAR	27	10	W	73,461
10/10	DET	10	17	L	70,434
10/17	SD21	20		W	70,187
10/24	@ KC	10	56	L	78,260
10/31	@ DEN	41	28	W	75,083
11/14	TB	24	14	W	70,810
11/21	@ NYG	14	10	W	78,793
11/28	NO	24	21	W	70,521
12/5	@ TB	0	27	L	65,556
12/12	OAK	35	10	W	70,616
12/18	CAR	34	31(OT)	W	70,845
12/26	@ NO	13	26	L	64,900
1/2	@ SEA	26	28	L	66,740

POSTSEASON

NFC Divisional Playoff Game

1/15	STL	47	17	W	70,709
------	-----	----	----	---	--------

NFC Championship Game

1/23	@ PHI	10	27	L	67,717
------	-------	----	----	---	--------

2006 (7-9) 3RD NFC SOUTH

COACH: JIM MORA

9/10	@ CAR	20	6	W	73,522
9/17	TB	14	3	W	70,828
9/25	@ NO	3	23	L	70,003
10/1	ARZ	32	10	W	68,981
10/15	NYG	14	27	L	70,840
10/22	PIT	41	38	W	71,151
10/29	@ CIN	29	27	W	65,978
11/5	@ DET	14	30	L	60,987
11/12	CLE	13	17	L	70,793
11/19	@ BAL	10	24	L	70,790
11/26	NO	13	31	L	70,933
12/3	@ WAS	24	14	W	86,436
12/10	@ TB	17	6	W	65,691
12/16	DAL	28	38	L	71,102
12/24	CAR	3	10	L	68,834
12/31	@ PHI	17	24	L	69,341

2008 (11-5) 2ND NFC SOUTH

COACH: MIKE SMITH

9/7	DET	34	21	W	62,310
9/14	@ TB	9	24	L	63,611
9/21	KC38	14		W	62,434
9/28	@ CAR	9	24	L	72,688
10/5	@ GB	27	24	W	70,610
10/12	CHI	22	20	W	64,096
10/26	@ PHI	14	27	L	69,144
11/2	@ OAK	24	0	W	61,196
11/9	NO	34	20	W	64,826
11/16	DEN	20	24	L	64,358
11/23	CAR	45	28	W	64,841
11/30	@ SD	22	16	W	67,200
12/7	@ NO	25	29	L	70,011
12/14	TB	13	10(OT)	W	65,045
12/21	@ MIN	24	17	W	62,889
12/28	STL	31	27	W	64,617

POSTSEASON

NFC Wild Card

1/3	@ ARZ	24	30	L	62,848
-----	-------	----	----	---	--------

2005 (8-8) 3RD NFC SOUTH

COACH: JIM MORA

9/12	PHI	14	10	W	70,806
9/18	@ SEA	18	21	L	66,030
9/25	@ BUF	24	21	W	72,032
10/2	MIN	30	10	W	69,552
10/9	NE	28	31	L	71,079
10/16	@ NO	34	31	W	65,562
10/24	NYJ	27	14	W	70,995
11/6	@ MIA	17	10	W	72,187
11/13	GB	25	33	L	71,001
11/20	TB	27	30	L	70,794
11/24	@ DET	27	7	W	62,390
12/4	@ CAR	6	24	L	73,661
12/12	NO	36	17	W	70,083
12/18	@ CHI	3	16	L	62,170
12/25	@ TB	24	27(OT)	L	65,482
1/1	CAR	11	44	L	70,796

2007 (4-12) 4TH NFC SOUTH

COACH: PETRINO (3-10), THOMAS (1-2)

9/9	@ MIN	3	24	L	62,815
9/16	@ JAC	7	13	L	61,821
9/23	CAR	20	27	L	68,175
9/30	HOU	26	16	W	69,312
10/7	@ TEN	10	13	L	69,143
10/15	NYG	10	31	L	69,828
10/21	@ NO	16	22	L	69,994
11/4	SF	20	16	W	66,049
11/11	@ CAR	20	13	W	73,340
11/18	TB	7	31	L	69,480
11/22	IND	13	31	L	69,845
12/2	@ STL	16	28	L	52,051
12/10	NO	14	34	L	69,553
12/16	@ TB	3	37	L	65,133
12/23	@ ARZ	27	30(OT)	L	64,159
12/30	SEA	44	41	W	64,925

2009 (9-7) 2ND NFC SOUTH

COACH: MIKE SMITH

9/13	MIA	19	7	W	67,606
9/20	CAR	28	20	W	67,313
9/27	@ NE	10	26	L	68,756
10/11	@ SF	45	10	W	69,732
10/18	CHI	21	14	W	68,082
10/25	@ DAL	21	37	L	81,521
11/2	@ NO	27	35	L	70,088
11/8	WAS	31	17	W	67,982
11/15	@ CAR	19	28	L	73,239
11/22	@ NYG	31	34 OT	L	78,491
11/29	TB	20	17	W	67,029
12/6	PHI	7	34	L	69,560
12/13	NO	23	26	L	68,930
12/20	@ NYJ	10	7	W	76,866
12/27	BUF	31	3	W	68,887
1/3	@ TB	20	10	W	62,578

YEAR-BY-YEAR RESULTS

2010 (13-3) 1ST NFC SOUTH

COACH: MIKE SMITH

9/12	@ PIT	9	15(OT)L	63,609
9/19	ARZ	41	7 W	66,824
9/26	@ NO	27	24(OT)W	70,051
10/3	SF	16	14 W	66,874
10/10	@ CLE	20	10 W	65,290
10/17	@ PHI	17	31 L	69,144
10/24	CIN	39	32 W	67,665
11/7	TB	27	21 W	67,266
11/11	BAL	26	21 W	68,474
11/21	@ STL	34	17 W	53,005
11/28	GB	20	17 W	68,204
12/5	@ TB	28	24 W	53,955
12/12	@ CAR	31	10 W	71,235
12/19	@ SEA	34	18 W	67,101
12/27	NO	14	17 L	70,144
1/2	CAR	31	10 W	67,349

POSTSEASON

NFC Divisional Round

1/15	GB	21	48 L	69,210
------	----	----	------	--------

2012 (13-3) 1ST NFC SOUTH

COACH: MIKE SMITH

9/9	@ KC	40	24 W	71,180
9/17	DEN	27	21 W	70,427
9/23	@ SD	27	3 W	61,297
9/30	CAR	30	28 W	69,594
10/7	@ WSH	24	17 W	75,337
10/14	OAK	23	20 W	69,383
10/28	@ PHI	30	17 W	69,144
11/4	DAL	19	13 W	70,840
11/11	@ NO	27	31 L	73,126
11/18	ARZ	23	19 W	69,630
11/25	@ TB	24	23 W	54,400
11/29	NO	23	13 W	70,514
12/9	@ CAR	20	30 L	73,292
12/16	NYG	34	0 W	70,741
12/22	@ DET	31	18 W	63,849
12/30	TB	17	24 L	69,644

PLAYOFFS

1/13	SEA	30	28 W	70,366
1/20	SF	24	28 L	70,863

2014 (6-10) 2ND NFC SOUTH

COACH: MIKE SMITH

9/8	NO	37	34 W	70,706
9/15	@ CIN	10	24 L	58,574
9/22	TB	56	14 W	70,318
9/29	@ MIN	28	41 L	52,173
10/7	@ NYG	20	30 L	80,307
10/20	CHI	13	27 L	70,712
10/27	@ BAL	7	29 L	71,184
11/3	DET	21	22 L	83,532
11/10	@ TB	27	17 W	57,751
11/17	@ CAR	19	17 W	73,314
11/21	CLE	24	26 L	70,046
12/1	ARI	29	18 W	69,557
12/8	@ GB	37	43 L	77,512
12/15	PIT	20	27 L	71,161
12/23	@ NO	30	14 W	73,164
12/29	CAR	3	34 L	71,015

2011 (10-6) 2ND NFC SOUTH

COACH: MIKE SMITH

9/11	@ CHI	12	30 L	62,115
9/18	PHI	35	31 W	69,608
9/25	@ TB	13	16 L	46,995
10/2	@ SEA	30	28 W	66,266
10/9	GB	14	25 L	69,576
10/16	CAR	31	17 W	69,047
10/23	@ DET	23	16 W	63,625
11/6	@ IND	31	7 W	65,218
11/13	NO	23	26 L	70,359
11/20	TEN	23	17 W	68,164
11/27	MIN	24	14 W	68,115
12/4	@ HOU	10	17 L	71,545
12/11	@ CAR	31	23 W	72,680
12/15	JAX	41	14 W	68,856
12/26	@ NO	16	45 L	70,086
1/1	TB	45	24 W	68,167

POSTSEASON

NFC Wildcard Round

1/8	@ NYG	2	24 L	79,909
-----	-------	---	------	--------

2013 (4-12) 3RD NFC SOUTH

COACH: MIKE SMITH

9/8	@ NO	17	23 L	72,348
9/15	STL	31	24 W	70,056
9/22	@ MIA	23	27 L	70,660
9/29	NE	23	30 L	70,744
10/7	NYJ	28	30 L	70,246
10/20	TB	31	23 W	69,522
10/27	@ ARZ	13	27 L	60,671
11/3	@ CAR	10	34 L	73,720
11/10	SEA	10	33 L	70,309
11/17	@ TB	28	41 L	55,360
11/21	NO	13	17 L	70,422
12/1	@ BUF	34	31 W	38,969
12/8	@ GB	21	22 L	77,550
12/15	WSH	27	26 W	70,069
12/23	@ SF	24	34 L	69,732
12/29	CAR	20	21 L	70,427

2015 (8-8) 2ND NFC SOUTH

COACH: DAN QUINN

9/14	PHI	26	24 W	70,516
9/20	@ NYG	24	20 W	77,678
9/27	@ DAL	39	28 W	90,345
10/4	HOU	48	21 W	69,904
10/11	WAS	25	19 W	70,178
10/15	@ NO	21	31 L	73,018
10/25	@ TEN	10	7 W	63,329
11/1	TB	20	23 L	70,524
11/8	@ SF	16	17 L	70,799
11/22	IND	21	24 L	70,433
11/29	MIN	10	20 L	70,610
12/6	@ TB	19	23 L	58,221
12/13	@ CAR	0	38 L	74,420
12/20	@ JAX	23	17 W	64,016
12/27	CAR	20	13 W	70,981
1/3	NO	17	20 L	69,699

YEAR-BY-YEAR RESULTS

2016 (11-5) 1ST NFC SOUTH

COACH: DAN QUINN

9/11	TB	31	24	L	69,382
9/18	@Oak	35	28	W	54,081
9/26	@NO	45	32	W	73,003
10/2	CAR	48	33	W	70,508
10/9	@Den	23	16	W	76,802
10/16	@Sea	26	24	L	69,071
10/23	SD	33	30	L	69,832
10/30	GB	33	32	W	70,165
11/3	@TB	43	28	W	57,797
11/13	@Phi	24	15	L	69,596
11/27	Ari	38	19	W	69,233
12/4	KC	29	28	L	69,879
12/11	@LA	42	14	W	82,495
12/18	SF	41	13	W	70,164
12/24	@Car	33	16	W	73,549
1/1	NO	38	32	W	70,835

POSTSEASON

Divisional Playoff Game

1/14	Sea	36	20	W	71,155
------	-----	----	----	---	--------

NFC Championship Game

1/22	GB	44	21	W	71,127
------	----	----	----	---	--------

SUPER BOWL LI

1/31	vs NE	34	28	L	70,807
------	-------	----	----	---	--------