

ARIZONA CARDINALS

WEEK 14
GAME RELEASE
#TENvsAZ

Mark Dalton - Sr. Vice President, Media Relations Chris Melvin - Director, Media Relations Mike Helm - Manager, Media Relations
Imani Suber - Media Relations Coordinator Chase Russell - Media Relations Coordinator



ARIZONA CARDINALS (5-7)

VS.

TENNESSEE TITANS (8-4)

University of Phoenix Stadium | December 10, 2017 | 2:05 PM



THIS WEEK'S PREVIEW

The Cardinals have played - and sold out - 122 games at University of Phoenix Stadium since it opened in 2006, preseason and postseason included. The only team Arizona has yet to face at home during that stretch: the Tennessee Titans, who make their first-ever visit to the Cardinals home field this week.

Although the Titans have never played at University of Phoenix Stadium, QB Marcus Mariota is making his second visit to the venue. He threw two TD passes and ran for another as a redshirt freshman in leading Oregon to a 35-17 victory over Kansas State in the 2013 Fiesta Bowl.

This week's game is the 11th meeting in the history of the series, which dates back to 1970 when the Cards were based in St. Louis and the Titans were known as the Houston Oilers. Arizona holds a 6-4 advantage in the previous 10 matchups and won the last meeting between the two teams - a 37-34 OT contest in Tennessee. The Cardinals and Titans have split the last six meetings dating back to 1988.

On the sidelines this week are three men - Cardinals Assistant Head Coach/Offense Tom Moore, Pass Rush Specialist Tom Pratt and Titans Defensive Coordinator Dick LeBeau - who have spent more years as assistant coaches in the NFL than any other active coaches. This is LeBeau's 43rd season as an NFL assistant (also spent 2 seasons as head coach) while Moore and Pratt are both in their 39th seasons as assistants in the NFL.

The Cardinals are 6-1 against the AFC South under head coach Bruce Arians, who enters the game with a 3-0 record vs. Tennessee, including his time as an interim head coach with Indianapolis.

This week's contest against the Titans marks the third consecutive home game for Arizona, and the third straight against a team holding at least a share of their division lead. The Cardinals defeated the Jaguars 27-24 in Week 12 and lost to the Rams last week.

QB Blaine Gabbert will make his fourth consecutive start for Arizona and his second career start against the Titans. WR Larry Fitzgerald is 122 yards away from his franchise record ninth 1,000-yard receiving season and just 26 yards shy of passing WR Randy Moss for third place on the NFL's all-time receiving yardage list. On the defensive side of the ball, LB Chandler Jones needs just one sack to establish a franchise record for sacks through 13 games (would have 14.0 in 2017).

The Titans enter this week's game looking to keep pace with the Jaguars in the AFC South. Both teams are 8-4 and have been tied for the division lead for 10 of 13 weeks so far this season.

Following this week's game, Arizona plays two of its final three on opposite ends of the country (Week 15 @ Was; Week 17 @ Sea) with a home matchup vs. the Giants in between.

GAME RELEASE INDEX

Page	Contents
2-3	Cardinals-Titans Series Info / Last Week's Game
4	WR Larry Fitzgerald & LB Chandler Jones Highlights From 2017
5	Season Info / Injury Breakdown
6	By The Numbers / What To Look For / NFL Week 14 Schedule
7-11	Larry Fitzgerald career / Adrian Peterson / Offensive Highlights
12	Cardinals Leadership / Michael Bidwill / Steve Keim
13	Bruce Arians Highlights
14-15	Defensive Highlights / Peterson / Dansby / Mathieu / Baker
16	Special Teams Highlights / Phil Dawson / Andy Lee
17-20	Individual Player Notes / Transactions
21-59	Rosters / Depth Chart / 2017 Season Stats / Supplemental Bios
60	2017 NFL Standings

ARIZONA CARDINALS - 2017 SCHEDULE

Date	Opponent	Location	AZ Time
Sep. 10	@ Detroit	Ford Field	L, 23-35
Sep. 17	@ Indianapolis	Lucas Oil Stadium	W, 16-13 (OT)
Sep. 25	DALLAS^	Univ. of Phoenix Stadium	L, 17-28
Oct. 1	SAN FRANCISCO	Univ. of Phoenix Stadium	W, 18-15 (OT)
Oct. 8	@ Philadelphia	Lincoln Financial Field	L, 7-34
Oct. 15	TAMPA BAY	Univ. of Phoenix Stadium	W, 38-33
Oct. 22	@ L.A. Rams#	Twickenham Stadium	L, 0-33
BYE			
Nov. 5	@ San Francisco	Levi's Stadium	W, 20-10
Nov. 9	SEATTLE+	Univ. of Phoenix Stadium	L, 16-22
Nov. 19	@ Houston	NRG Stadium	L, 21-31
Nov. 26	JACKSONVILLE	Univ. of Phoenix Stadium	W, 27-24
Dec. 3	L.A. RAMS	Univ. of Phoenix Stadium	L, 16-32
Dec. 10	TENNESSEE	Univ. of Phoenix Stadium	2:05 PM
Dec. 17	@ Washington	FedEx Field	11:00 AM
Dec. 24	N.Y. GIANTS	Univ. of Phoenix Stadium	2:25 PM
Dec. 31	@ Seattle*	CenturyLink Field	2:25 PM

+ Thursday Night on NBC/NFL Network

^ ESPN Monday Night Football #International Series-London

* Subject to flexible scheduling decisions

THIS WEEK'S HIGHLIGHTS

--The Titans make their first-ever appearance at University of Phoenix Stadium this week. They are the only NFL team that has yet to play a game at the Cardinals home field.

--Cardinals Assistant Head Coach **Tom Moore** (53rd year), Pass Rush Specialist **Tom Pratt** (52nd year) and Titans Defensive Coordinator **Dick LeBeau** (45th year) have a combined 150 years of coaching experience between them (college and other professional leagues included).

--Following his 10-catch outing last week, WR **Larry Fitzgerald** has 176 career receptions vs. the Rams. That is more than any player in NFL history against a single opponent. Jerry Rice (175 vs. Atlanta) held the previous record.

--No player in NFL history has ever posted 100+ receptions and 1,000+ receiving yards in a season he began at age 34 or older. Fitzgerald (82 receptions for 878 yards in 2017) is 18 receptions away from 100 and 122 receiving yards away from 1,000 this season. His 82 receptions lead the NFC in 2017 and rank second in the NFL behind only Pittsburgh's Antonio Brown (88).

--Since being acquired by the Cardinals in 2016, LB **Chandler Jones** leads the NFL in sacks (24.0) and tackles for loss (36) during that span.

--According to ProFootballFocus.com, CB **Patrick Peterson** is the only CB with 400+ snaps played that has been targeted fewer than 50 times in 2017. Opposing QBs have thrown at the six-time Pro Bowler just 43 times in 12 games.

--In the last three games, rookie TE **Ricky Seals-Jones** has nine receptions for 170 yards and three TDs. In the previous seven games he was on the 53-man roster, he was inactive four times and had zero receptions.

--The Cardinals have been hit hard by injuries in 2017. They have had 24 different players combine to miss 111 total games this season. The Cardinals have 11 players on IR, including six Week 1 starters.

BROADCAST INFORMATION

Television: CBS / Play-By-Play: Andrew Catalon Analyst: James Lofton Sideline: Jay Feely

National Radio: ESPN / Play-By-Play: Mark Kestecher Analyst: Brock Huard

Cardinals Radio: Arizona Sports 98.7 FM / Play-By-Play: Dave Pasch Analyst: Ron Wolfley Sideline: Paul Calvisi

Cardinals Spanish Radio: 105.1 FM Latino Mix / Play-By-Play: Gabriel Trujillo Analyst: Rolando Cantu



CARDS-TITANS CONNECTIONS

Titans Connections

Cardinals Assistant Head Coach/Offense **Tom Moore** spent the final five weeks of the 2012 season as an offensive consultant with the Tennessee Titans.

Cardinals Scout **Alfonza Knight** began his career as an equipment intern with the Titans in 2012. He is a Nashville, TN, native and played safety at Sewanee University, where he was a three-time (2009-11) All-Southern Collegiate Athletic Conference selection.

Cardinals Connections

Titans D-Line coach **Nick Eason** played 32 games for the Cardinals from 2011-12.

Titans O-Line coach **Russ Grimm** was the Cardinals assistant head coach/O-line coach from 2007-12. In his first season with the team, the offensive line allowed only 24 sacks, the fewest by a Cardinals team since 1978.

Titans Secondary coach **Deshea Townsend** was the Cardinals assistant DBs coach from 2011-12.

Tennessee Connections

Cardinals G **Will Holden** (2013-16) played 48 games (started the final 35 games at tackle) at Vanderbilt.

Cardinals Coaching Assistant/Special Teams **Anthony Blevins** coached at Tennessee-Martin (2008) and Tennessee State (2009-11).

Cardinals TEs coach **Rick Christophel** is a graduate of Austin Peay State University in Clarksville, TN, and prior to joining the Cardinals, he was the head coach at his alma mater from 2007-12. Christophel played for the Governors from 1971-74 before beginning his coaching career at his alma mater as a graduate assistant in 1975 and then returning to be the RBs coach from 1979-81. Christophel also spent five years as an assistant at Vanderbilt from 1986-90.

Cardinals DBs coach **Nick Rapone** received his first full-time coaching job at East Tennessee State, where he held the same title from 1981-82.

Arizona Connections

T **Taylor Lewan** is a native of Cave Creek, AZ, and attended Chaparral (Scottsdale, AZ) High School for his senior year after spending three years at Cactus Shadows (Phoenix, AZ) High School. As a senior, he helped lead his team to the 2008 Class 4A-I State Championship Game and received the Frank Kush Award as the state of Arizona's top interior offensive lineman.

Titans Assistant Head Coach/Strength and Conditioning **Steve Watterson** received his master's degree from the University of Arizona and served as a trainer for Tucson (AZ) and Amphitheater (Tucson, AZ) High Schools.

College/Pro Connections

Cardinals Head Coach **Bruce Arians** (2004-11), Offensive Coordinator **Harold Goodwin** (2007-11) and Special Teams Coordinator **Amos Jones** (2007-12) coached with Titans Defensive Coordinator **Dick LeBeau** (2004-14), O-Line coach **Russ Grimm** (2004-06) and LBs coach **Lou Spanos** (2004-09) in Pittsburgh. In two stints as the Steelers defensive coordinator (1995-96, 2004-14), LeBeau coached Cardinals D-Line coach **Brentson Buckner** (1994-1996) and LBs coach **Larry Foote** (2002-08, 2010-13).

Cardinals QB **Matt Barkley** (2012-15), QB **Carson Palmer** (1998-2002), DL **Frostee Rucker** (2003-05) and C **Max Tuerk** (2012-15) and Titans DT **Jurrell Casey** (2008-10), QB **Matt Cassel** (2001-04) and CB **Adoree' Jackson** (2014-16) all played at USC. During their collective tenures, the Trojans claimed two National Championships (2003 and 2004) and at least a share of five conference titles (2002-05, 2008).

Cardinals DL **Corey Peters** (2010-14) played for the Falcons with Titans WR **Harry Douglas** (2008-14) and WR **Eric Weems** (2007-11 and 2014-16). Weems also played with Cardinals QBs coach **Byron Leftwich** (2007) in Atlanta.

Cardinals LB **Karlos Dansby** played for the Dolphins with Titans OLB **Erik Walden** in 2010 and WR **Rishard Matthews** in 2012.

Titans OLB **Erik Walden** played for the Colts with Cardinals S **Antoine Bethea** in 2013 and C **A.Q. Shipley** in 2014.

In 2012, Cardinals DL **Frostee Rucker** played for the Browns with Titans QB **Brandon Weeden**.

Cardinals QB **Blaine Gabbert** (2011-13) and RB **Bronson Hill** (2016) played for the Jaguars with Titans S **Jonathan Cyprien** (2013-16).

In 2012, Cardinals WR **Jaron Brown** and Titans OLB **Kevin Dodd** were teammates at Clemson.

Cardinals TE **Jermaine Gresham** (2006-08) played at Oklahoma with Titans RB **DeMarco Murray** (2007-10).

In 2013, Cardinals LB **Josh Bynes** and C **A.Q. Shipley** played for the Ravens with S **Brynden Trawick**.

Cardinals RB **D.J. Foster** played for the Patriots with Titans CB **Logan Ryan** in 2016.

Cardinals LB **Kareem Martin** (2010-13) played at North Carolina with Titans S **Da'Norris Searcy** (2007-10) and NT **Sylvester Williams** (2011-12).

SERIES BREAKDOWN

The Cardinals and the Titans meet this week for the 11th time in the history of the series, which dates back to 1970 when the Cards were based in St. Louis and the Titans were known as the Houston Oilers.

It marks just the fifth meeting between the two teams dating back to 1997. Arizona enters this week's game holding a 6-4 advantage in the previous 10 matchups.

The last two meetings between the two teams took place in Tennessee, in 2009 and 2013. This week, the Titans make their first-ever visit to University of Phoenix Stadium. The teams last met in Arizona in 2005 and Cardinals home stadium opened the following year. The Titans are the only NFL team that has yet to play a game at University of Phoenix Stadium.

Arizona won the last meeting between the two teams - a 37-34 OT contest in Tennessee. Each of the last two games in the series were decided by three points. The Cardinals and Titans have split the last six meetings dating back to 1988.

CARDS-TITANS REGULAR SEASON SERIES

- Overall Regular Season Series: 6-4
- Cardinals at home vs. the Titans: 2-2
- First Meeting: 11/1/70 vs. Houston, W, 44-0
- Last Meeting: 12/15/13 @ Tennessee, W, 37-34 (OT)
- Last Cardinals Home Win: 10/23/05 vs. Tennessee, 20-10

2017 SEASON STATISTICS

Statistic	Cards	Rank	Titans	Rank
Points Scored/Game	18.3	24t	22.2	18t
Points Allowed/Game	25.8	29	23.5	18
TDs Scored	24	24t	27	21t
TDs Allowed	35	26t	30	16t
Rushing TDs	5	25t	16	2
Passing TDs	18	15t	11	28t
Return TDs	1	22t	0	28t
Rushing TDs Allowed	11	26	5	2t
Passing TDs Allowed	20	21t	22	25t
Return TDs Allowed	4	23t	3	21t
Sacked/Yards Lost	35/218	22t	27/156	11t
Fumbles/Lost	14/6	11t	7/6	11t
Field Goals Made	18/25	21t	26/31	5t
Total Yards/Game	328.2	20	324.5	22
Opp. Total Yards/Game	330.3	13	328.5	11
Rushing Yards/Game	76.6	32	122.1	7
Opp. Rushing Yards/Game	99.5	9	86.2	3
Passing Yards/Game	251.6	10	202.4	24
Opp. Passing Yards/Game	230.8	18	242.3	25
Turnover Ratio	-5	24t	-4	22t
Average Time of Possession	29:46	18	30:03	16

THE COACHES

Bruce Arians



56-34-1*

55-32-1

1-2

5th

5th

Overall Record

Regular Season Record

Playoff Record

Years as NFL Head Coach

Years with Team

33-43-0

33-43-0

0-0

5th

4th

Mike Mularkey



*Includes Arians' 9-3 record as interim head coach with the Colts in 2012, for which he earned NFL Coach of the Year honors.

A two-time NFL Coach of the Year (2012, 2014), **Bruce Arians** is in his fifth season in Arizona and 25th season coaching in the NFL. Arians became an NFL head coach for the first time when the Cardinals hired him on January 17, 2013. Arizona has posted a 47-30-1 record under Arians, including post-season. Including his tenure as interim head coach with Indy in 2012, Arians has posted a 55-32-1 regular season record as head coach. Among active NFL head coaches, only Bill Belichick (70), Pete Carroll (62) and Mike Tomlin (56) have more wins in their last 88 games.

Named the 18th head coach in franchise history on January 16, 2016 after serving as interim head coach for the final nine games of the 2015 season, Mike Mularkey is in his second season at the helm in Tennessee. Since taking over full time in 2016, Mularkey has led the Titans to a 16-11 record, including an AFC South-leading 8-4 mark in 2017. Following a nine-year playing career with the Vikings (1983-88) and Steelers (1989-91) as a tight end, Mularkey is in his 23rd season coaching in the NFL. His NFL coaching tenure includes stints as head coach in Buffalo (2004-05) and Jacksonville (2012) as well as eight seasons as an offensive coordinator with Steelers and Falcons. His current tenure in Tennessee began in 2014 when he was hired as TEs coach.

EXPERIENCED MENTORS

Arizona has two assistant coaches - Assistant Head Coach/Offense **Tom Moore** and Pass Rush Specialist **Tom Pratt** - who are both in their 39th season as NFL assistants in 2017.

Los Angeles Rams defensive coordinator Wade Phillips (40th season) - who the Cardinals faced last week - and Tennessee's Dick LeBeau (45th season) - who Arizona faces this week - are the only active NFL assistants who have more experience than Pratt or Moore.

Both LeBeau (2 seasons) and Phillips (9 full seasons) spent time as head coaches/interim head coaches in the NFL, *leaving LeBeau (43rd as an assistant) as the only coach who has spent more time as an assistant in the NFL than either Pratt or Moore.*

NFL's Most Experienced Assistant Coaches

Exp	Coach	Team	Position	Seasons
45	Dick LeBeau	Tennessee	D-Coordinator	1973-2017*
40	Wade Phillips	LA Rams	D-Coordinator	1976-00; 02-13; 15-17 +
39	Tom Moore	Arizona	Asst. HC/Off.	1977-2010; 2013-17
39	Tom Pratt	Arizona	Pass Rush Spec.	1963-95; 2013-17

*2 seasons as HC in Cin +9 years as HC in Den, Buf and Dal

150TH SEASON BETWEEN THEM AS COACHES

Combined with their experience coaching in college and in other professional leagues, Moore is in his 53rd year, Pratt is in his 52nd and LeBeau is in his 45th.

MAKING THEIR WAY THROUGH PITTSBURGH

Both **Mike Mularkey** and **Bruce Arians** spent meaningful portions of their careers as offensive assistant coaches with the Steelers. They both served as offensive coordinator in Pittsburgh, separated in tenure by former Cardinals head coach Ken Whisenhunt. Mularkey (2001-03), Whisenhunt (2004-06) and Arians (2007-11) spent 11 consecutive seasons as offensive coordinator for the Steelers.

Mularkey's time as Pittsburgh's offensive coordinator ended in 2004 when he left to become head coach of the Bills. At that time, Whisenhunt was elevated to coordinator to replace Mularkey and Arians joined the Steelers staff as WRs coach.

Whisenhunt left Pittsburgh in 2007 to become head coach of the Cardinals and Arians took over as the Steelers offensive coordinator. Six years later Arians was named the Cardinals head coach, replacing Whisenhunt.

Whisenhunt and Arians rank as the top two head coaches in Cardinals history in terms of wins with 49 and 47, respectively. The two also have something else in common: when each was offensive coordinator in Pittsburgh, the Steelers defensive coordinator was current Titans assistant **Dick LeBeau**.

CARDS WELCOME THE TITANS FOR THE FIRST TIME

The only team that has yet to play at University of Phoenix Stadium, the Tennessee Titans make their first-ever appearance at the Cardinals home stadium this week.



Dating back to the beginning of the 2013 season, the Cardinals have posted a 26-11-1 record at home under head coach **Bruce Arians**. Their .697 win percentage in that span ranks ninth in the NFL.

NFL Leaders - Home Win Percentage (2013-17)

Rnk	Team	Pct.	W	L	T
1	New England	.842	32	6	0
2	Seattle	.789	30	8	0
3	Denver	.763	29	9	0
4	Pittsburgh	.730	27	10	0
5	Cincinnati	.711	26	10	2
6	Green Bay	.705	27	11	1
7t	Carolina	.703	26	11	0
7t	Kansas City	.703	26	11	0
9	Arizona	.697	26	10	1
10	Minnesota	.684	26	12	0

Below is a look at the organization's success at University of Phoenix Stadium compared to 18 seasons at Sun Devil Stadium.

Overall Comparison	11+ seasons at UoP Stadium	18 seasons at SD Stadium
Sellouts	122	12
Regular Season Record	96-91-1	100-188
Regular Season Win %	.513	.347
Regular Season Home Record	59-34-1	64-80
Home Win %	.633	.444
Postseason Record	5-4	1-1
Postseason Home Record	4-0	0-0
Seasons with Winning Record	5	1
Postseason Berths	4	1
Division Titles	3	0
Conference Championship Games	2	0
Super Bowl Appearances	1	0

IT GETS LOUD IN THERE

Having a sellout crowd on hand has given the Cards one of the NFL's most distinct advantages.

Dating back to the inaugural year at the stadium in 2006, Cardinals opponents have accumulated 157 accepted false start penalties in the regular season, the most for any home team in the NFL.

LAST WEEK'S GAME

Rams 32, CARDINALS 16 December 3, 2017 - University of Phoenix Stadium (63,986)

Arizona endured a rough start that saw the visiting Rams jump out to a 16-0 opening quarter lead but came back to narrow it to 19-13 by halftime. However, LA outscored the Cards 13-3 in the 2nd half and emerged with a 32-16 victory that improved the Rams to 9-3 and dropped AZ to 5-7. Offensively, RB Todd Gurley led the way for LA with 168 yards from scrimmage (74 rushing and 84 receiving) while the defense recorded 6 sacks and 2 INTs, both of which led to TDs. Arizona's offense was without injured RB Adrian Peterson (neck) but in his place Kerwynn Williams ran 16 times for 97 yards despite entering the game with cracked ribs. Larry Fitzgerald again led the way with 10 catches for 98 yards and a TD while also eclipsing a number of career milestones; most notably he moved past Isaac Bruce into 4th place in career receiving yards and recorded the 12,000th catch of his career, doing so in the fewest games in NFL history (214).

The Rams opened with a 56-yard Greg Zuerlein FG on the game's opening drive. On the next play from scrimmage, Blaine Gabbert's deep throw to JJ Nelson was picked off by S Lamaricus Joyner who returned it 46 yards to the AZ23. The Rams advanced to the 1 in 6 plays and on 4th-n-goal from there, Jared Goff hit TE Gerald Everett on a slant for a 9-0 lead after the PAT failed. Cards LB Kareem Martin gave AZ a spark when he halted the next LA drive with an INT to set the offense up at its own 40. Three plays later though, LB Alec Ogletree stepped in front of Gabbert's 3rd-n-9 pass and returned the INT 41 yards for a score that made it 16-0 late in the 1st. Early in the 2nd Kerwynn Williams brought the AZ offense to life; his 5 runs for 47 yards moved the Cards downfield and set up a 1-yard TD run by fellow RB Elijah Penny. After a 3-n-out from LA, the Cards took over at their own 30 with 5:33 remaining in the 1st half. A 25-yard Williams run took it to the LA45 and 26-yard completion to Nelson moved it to the 16. One play later, Gabbert hit Fitzgerald with a 15-yard TD. After the PAT was blocked, the Rams lead was just 16-13 with 3:35 left. However a series of Gurley runs and catches gained 75 to set up a FG as the half expired.

The only points of the 3rd quarter came when LA's special teams units gave the Rams possession at the AZ30 and 6 plays later, Sammy Watkins scored on an 11-yard pass from Goff to make it 26-13 thru 3. Early in the 4th, Phil Dawson's 54-yard FG made it a 10-point game. With 11 minutes to go, AZ had a chance to cut it to 7 on its next possession but Dawson's 45-yard FG try was blocked up the middle by DT Michael Brockers. LA would cash in with a 24-yard Zuerlein FG and a later one from 41 yards out made the final score 32-13.

Rams	CARDINALS	16	3	7	6	32
		0	13	0	3	16

Team	Qtr.	Time	Scoring Play	Drive	Score
Rams	1	11:41	Zuerlein 56-yard FG	6-31, 3:19	3-0
Rams	1	7:51	Everett 1-yard pass from Goff (kick failed)	7-23, 3:30	9-0
Rams	1	2:45	Ogletree 41-yard INT return (Zuerlein kick)	--	16-0
CARDS	2	7:38	Penny 1-yard run (Dawson kick)	9-67, 6:07	16-7
CARDS	2	3:25	Fitzgerald 15-yard pass from Gabbert (kick blocked)	6-70, 2:28	16-13
Rams	2	0:00	Zuerlein 20-yard FG	9-78, 3:25	19-13
Rams	3	5:07	Watkins 11-yard pass from Goff (Zuerlein kick)	6-30, 3:00	26-13
CARDS	4	14:55	Dawson 54-yard FG	10-46, 5:12	26-16
Rams	4	6:18	Zuerlein 24-yard FG	8-52, 4:34	29-13
Rams	4	1:55	Zuerlein 41-yard FG	7-31, 2:34	32-13

STATISTICS

	LAR	AZ
First Downs	18	19
3rd Down Eff. (Pct)	3-11 (27)	7-15 (47)
Total Plays	56	62
Avg. Gain	5.4	5.0
Rushes-Yards	24-90	24-118
Net Passing Yards	213	194
Total Net Yards	303	312
Passing (A-C-I)	31-21-1	32-18-2
Sacked by Opp.	1-7	6-27
Punts-Average	4-51.8	5-50.8
Fumbles-Lost	1-0	1-0
Penalties	7-36	4-25
Time of Possession	28:58	31:02

Weather: Indoors

RUSHING

Rams: Gurley 19-74; Austin 3-8; Cooper 1-6; Goff 1-2.
CARDS: KWilliams 16-97; Gabbert 4-12; Foster 2-5; Penny 2-4, TD.

PASSING

Rams: Goff 21-31, 220 yds, 2 TD, 1 INT.
CARDS: Gabbert 18-32, 221 yds, 1 TD, 2 INT.

RECEIVING

Rams: Gurley 6-84; Kupp 5-68; Watkins 3-38, TD; Everett 2-7, TD; Reynolds 2-6; Carrier 1-14; Higbee 1-6; Cooper 1-(-3).
CARDS: Fitzgerald 10-98, TD; Seals-Jones 2-44; Nelson 2-42; Foster 2-20; Gresham 2-17.

INTERCEPTIONS

Rams: Joyner 1-46; Ogletree 1-41, TD.
CARDS: Martin 1-7.

A RECORD SETTING CAREER VS. THE RAMS

WR **Larry Fitzgerald** caught 10 passes for 98 yards and a TD against Los Angeles last week. In 28 career games against the Rams, Fitzgerald now has 176 career receptions. **That is more than any player in NFL history against a single opponent. Jerry Rice (175 vs. the Falcons) held the previous record.**

Fitzgerald's reception totals against the Rams (176), 49ers (163) and Seahawks (155) rank as three of the five best totals in NFL history against a single opponent.

NFL History – Receptions vs. Single Opponent				
Rnk	Player	Rec	Opponent	Gms
1	Larry Fitzgerald	176	Rams	28
2	Jerry Rice	175	Falcons	30
3	Jerry Rice	166	Rams	32
4	Larry Fitzgerald	163	49ers	28
5	Larry Fitzgerald	155	Seattle	26



Fitzgerald's 15-yard TD catch in the second quarter on Sunday was his 18th career TD reception against Los Angeles. He has more TD receptions against both the Rams (18) and 49ers (17) than any active player has against a single opponent.

Rnk	Player (Team)	TDs	Opponent
1	Larry Fitzgerald (AZ)	18	Rams
2	Larry Fitzgerald (AZ)	17	49ers
3	Antonio Gates (LAC)	16	Chiefs
4	Jason Witten (Dal)	14	Giants
5	Antonio Gates (LAC)	13	Raiders

In fact, only two players in NFL history (Jerry Rice and Bob Hayes) have more career receiving TDs vs. a single opponent than Fitzgerald has against the Rams (18).

NFL History – TD Receptions vs. Single Opponent				
Rnk	Player	TDs	Opponent	Gms
1	Jerry Rice	25	Falcons	30
2	Jerry Rice	20	Rams	32
3	Bob Hayes	19	Giants	16
4t	Larry Fitzgerald	18	Rams	28
4t	Don Hutson	18	Rams	18

RECEPTIONS KEEP COMING IN BUNCHES

Fitzgerald's third reception in last week's game against the Rams was the 1,200th catch of his career, as he joined Jerry Rice (1,549) and Tony Gonzalez (1,325) as the only players in NFL history with 1,200 career receptions.

NFL All-Time Receptions Leaders

Rnk	Rec	Player	Years
1	1,549	Jerry Rice+	1985-2004
2	1,325	Tony Gonzalez	1997-2013
3	1,207	Larry Fitzgerald*	2004-
4	1,140	Jason Witten*	2003-
5	1,102	Marvin Harrison+	1996-2008

+Hall of Fame Inductee *Active in 2017



Fitzgerald (214 games) became the fastest in NFL history to reach 1,200 career receptions. Rice reached it in 221 games and Gonzalez reached it in 247 games.

NOT SLOWING DOWN AT AGE 34

After catching 10 passes against the Rams last Sunday, Fitzgerald now ranks second in the NFL with 82 receptions in 2017. Only Pittsburgh's Antonio Brown (88) has more catches than Fitzgerald this season.

NFL Leaders – Receptions (2017)

Rnk	Player (Team)	Rec
1	Antonio Brown (Pit)	88
2	Larry Fitzgerald (AZ)	82
3	Jarvis Landry (Mia)	80
4t	DeAndre Hopkins (Hou)	77
4t	Keenan Allen (LAC)	77

FITZ LED AT 22 & 33

Fitzgerald is the only player in history to lead the NFL in receptions 11 years apart. He led the league in 2005 (103) and 2016 (107).

No player in NFL history has ever posted 100+ receptions and 1,000+ receiving yards in a season he began at age 34 or older. Fitzgerald (82 receptions for 878 yards in 2017) is 18 receptions away from 100 and 122 receiving yards away from 1,000 this season.

Both Fitzgerald and Antonio Brown are on pace for their fifth career seasons with 100+ receptions and 1,000+ receiving yards. Should they reach those totals they would become just the fourth and fifth players in NFL history with at least five such seasons - joining Brandon Marshall (6), Andre Johnson (5) and Wes Welker (5).

Last week's game vs. the Rams marked the 17th time in his career that Fitzgerald posted 10+ receptions in a game - and the fourth time this season. That is the most such games in a single season in team history.


JONES NOW AT 13 SACKS IN 2017

LB **Chandler Jones** finished last week's game against the Rams with four tackles, a sack, three QB hits, a tackle for loss and a forced fumble. **Through 12 games, he now has 51 tackles, 13.0 sacks, 21 tackles for loss, 28 QB hits, 14 QB pressures and two forced fumbles in 2017.**

Since being acquired by the Cardinals in 2016, Jones leads the NFL in sacks (24.0) and tackles for loss (36) during that span. Jones ranks second in the NFL with 13.0 sacks in 2017.

NFL Leaders - Sacks (2017)

Rnk	Player (Team)	Sack
1	DE Demarcus Lawrence (Dal)	13.5
2	LB Chandler Jones (AZ)	13.0
3	DE Calais Campbell (Jax)	12.5
4	DE Everson Griffen (Min)	12.0
5	DE Joey Bosa (LAC)	11.5



Jones leads the NFL with 21 tackles for loss this season.

NFL Leaders – Tackles for Loss (2017)

Rnk	Player (Team)	TFL
1	Chandler Jones (AZ)	21
2	Jadeveon Clowney (Hou)	18
3	Melvin Ingram (LAC)	15
4t	Justin Houston (KC)	14
4t	Akiem Hicks (Chi)	14
4t	Von Miller (Den)	14

Since STATS, Inc. began to track tackles for loss in 2008, there have been just four players who have recorded 13.0+ sacks and 20 tackles for loss through the first 13 weeks of a season.

Players with 13+ Sacks/20+ TFL Thru Week 13 (2008-17)

Year	Player (Team)	Sack	TFL
2017	Chandler Jones (AZ)	13.0	21
2015	J.J. Watt (Hou)	13.5	24
2012	Von Miller (Den)	15.0	24
2012	J.J. Watt (Hou)	16.5	27
2011	DeMarcus Ware (Dal)	15.0	20

TIED FOR MOST EVER AT 12 GAMES

With 13.0 sacks in 2017, Jones tied Simeon Rice (13.0 in 1999) for the most in franchise history in the first 12 games of a season.

Franchise Record – Sacks Through 1st 12 Games (1982-2017)

Rnk	Player (Year)	Sacks
1t	Chandler Jones (2017)	13.0
1t	Simeon Rice (1999)	13.0
3	Curtis Greer (1983)	11.5
4t	Bertrand Berry (2004)	11.0
4t	Freddie Joe Nunn (1988)	11.0

BACK-TO-BACK WITH AT LEAST 11.0 SACKS

Jones – who had 11.0 sacks for Arizona in 2016 – became just the fourth player in franchise history to record 11+ sacks in multiple seasons. He is the first Cardinals player to do so in back-to-back seasons since Freddie Joe Nunn in 1987 (11.0) and 1988 (14.0).

Below is a list of every season in which a Cardinals player had 13+ sacks. With four games remaining in 2017, Jones needs 4.0 sacks to establish a new franchise single-season record.

Franchise Record – Sacks (Season)

Rnk	Player (Year)	Sacks
1	Simeon Rice (1999)	16.5
2	Curtis Greer (1983)	16.0
3	Bertrand Berry (2004)	14.5
4t	Freddie Joe Nunn (1988)	14.0
4t	Curtis Greer (1984)	14.0
6t	Chandler Jones (2017)	13.0
6t	Al Baker (1983)	13.0

AMONG THE ELITE AT SACKING THE QB

Dating back to the beginning of the 2015 season, **Jones leads all NFL players with 36.5 sacks.**

NFL Leaders – Sacks (2015-17)

Rnk	Player (Team)	Sacks
1	Chandler Jones (AZ)	36.5
2t	Khalil Mack (Oak)	33.5
2t	Von Miller (Den)	33.5
4	Everson Griffen (Min)	30.5
5	Ryan Kerrigan (Was)	29.5

Dating back to 2013, only Houston's J.J. Watt (16) has more games with multiple sacks (1.5) than Jones (15).

NFL Leaders – Multi-Sack Games (2013-17)

Rnk	Player (Team)	Gms
1	J.J. Watt (Hou)	16
2t	Chandler Jones (AZ/NE)	15
2t	Justin Houston (KC)	15
4	Elvis Dumervil (Bal/SF)	13
5t	Cameron Wake (Mia)	12
5t	Everson Griffen (Min)	12

ADRIAN BECOMES THE 24TH TO MISS A GAME

Last week vs. the Rams, RB **Adrian Peterson** (neck) became the 24th different Arizona player to miss a game this season. Arizona has now had 24 different players (15 offensive; 8 defensive; 1 special teams) miss a total of 111 games so far this season.

Arizona has had 11 players land on the injured reserve list this season, including six Week 1 starters. The Cardinals have lost their starting QB (**Carson Palmer**), their first-team All-Pro RB (**David Johnson**), a Pro Bowl LG (**Mike Iupati**), their starting LT (**D.J. Humphries**), the team's leading tackler/starting S (**Tyvon Branch**), their 2016 sack leader (**Markus Golden**), their top kickoff/punt returner (**T.J. Logan**) and long snapper (**Aaron Brewer**) to IR so far this season.

Palmer suffered a broken arm in the Cardinals game against the Rams in Week 7 and became the seventh Arizona player to land on injured reserve. Four more players have been added to that list over the last six weeks, including three players - Humphries, Branch and TE **Ifeanyi Momah** - who were injured in the Cardinals Week 10 game vs. Seattle.

Players Lost To Injury in 2017

Player	Injury	Gms
RB T.J. Logan	Wrist (IR)	12
CB Ronald Zamort	Knee (IR)	12
G Mike Iupati	Triceps (IR)	11
RB David Johnson	Wrist (IR)	11
LB Markus Golden	Knee (IR)	8
LS Aaron Brewer	Wrist (IR)	7
T D.J. Humphries	Knee (IR)	7
G Daniel Munyer	Toe (IR)	5
QB Carson Palmer	Arm (IR)	5
DL Robert Nkemdiriche	Calf	4
WR John Brown	Quadricep/Toe	4
SLB Deone Bucannon	Ankle	4
S Tyvon Branch	Knee (IR)	3
TE Ifeanyi Momah	Leg (IR)	3
DL Corey Peters	Ankle	3
G Alex Boone	Chest	2
S Rudy Ford	Knee	2
QB Drew Stanton	Knee	2
RB Andre Ellington	Quadricep	1
WR Brittan Golden	Groin	1
TE Jermaine Gresham	Ribs	1
RB Adrian Peterson	Neck	1
DL Olsen Pierre	Ankle	1
WR Chad Williams	Back	1
Total		111



CHOOSING NOT TO TEST #21

In 2017, All-Pro CB **Patrick Peterson** has once again proven to be one of the game's elite defenders. Matching up against the opponent's top receiver every week - a list that has included the likes of T.Y. Hilton, Dez Bryant, Mike Evans, DeAndre Hopkins and Doug Baldwin - Peterson has been one of the league's least-tested CBs.



According to ProFootballFocus.com, Peterson is the only CB with 400+ snaps played that has been targeted fewer than 50 times in 2017. Opposing QBs have thrown at the six-time Pro Bowler just 43 times in 12 games.

According to PFF.com, while covering WR Sammy Watkins last week against the Rams, Peterson was only targeted twice - and allowed one catch for 13 yards.

Peterson In Coverage in 2017 - ProFootball Focus Notes

--Opposing QBs have completed 18-of-43 pass attempts for 270 yds, 2 TDs, 1 INT, 7 passes defended and a 68.9 passer rating against Peterson.

--He averages 25.5 coverage snaps per reception allowed, the best rate among 119 qualified CBs in the NFL this season.

--Peterson averaged 10.7 coverage snaps per target, which is 3rd-best among CBs

--Peterson is allowing 0.59 yards per coverage snap, 2nd-best among all CBs

GABBERT STARTS FRESH IN AZ

After injuries to Carson Palmer and Drew Stanton pressed him into action, QB **Blaine Gabbert** has made three consecutive starts for Arizona and head coach Bruce Arians has said that he will be the team's starter moving forward.



Making his second consecutive start for Arizona in Week 12, Gabbert led the Cardinals to a 27-24 victory over the Jaguars - the team that selected him with the 10th overall selection in the 2011 NFL Draft.

Gabbert led Arizona on two fourth quarter scoring drives in the win over Jacksonville. After the Jaguars took their first lead of the game (17-16 with 12:10 remaining), Gabbert led Arizona on a six-play, 75-yard TD drive on the next possession to re-take the lead. The drive was capped by his 52-yard TD pass to WR Jaron Brown. With the game tied 24-24 and only 0:16 remaining in regulation, Gabbert completed a pair of passes for 22 yards to get Arizona in position for Phil Dawson's game-winning FG with 0:01 remaining.

Facing the NFL's #1 ranked overall defense, #1 pass defense and #1 scoring defense, Gabbert completed 22-of-38 pass attempts for 241 yards, 2 TDs, an INT and an 83.3 passer rating. He joins Chargers QB Philip Rivers (2) as the only QBs in the NFL this season to throw multiple TD passes against the Jaguars defense.

In leading Arizona to the game-winning FG, Gabbert posted the fourth game-winning drive of his career. He had two during the 2015 season with San Francisco and one in 2012 with Jacksonville.

Gabbert Career Snapshot

--Drafted 10th overall by Jacksonville in 2011, has played in 46 games (43 starts) with the Jaguars (2011-13), 49ers (2014-16) and Cardinals (2017).


--Has completed 748-of-1,330 pass attempts (56.2%) for 8,070 yards, 44 TDs, 42 INTs and a 72.1 passer rating. Also added 591 rushing yards and three TDs on 161 rush attempts.

--With three TD passes at Houston in Week 11 and two TDs in Week 12 vs. the Jaguars, Gabbert had multiple TD passes in consecutive games for the second time in his career. As a rookie in 2011, Gabbert had two TD passes in back-to-back games against the Chargers (12/5/11) and Buccaneers (12/11/11).

--His longest pass completion is an 80-yard TD pass while his longest run went for a 44-yard TD. *Joins Carolina QB Cam Newton as the only active QBs in the NFL with a TD pass of 80+ yards and TD run of 40+ yards.*

COREY GETS THREE MORE YEARS

Last week, the Cardinals signed DL **Corey Peters** to a three-year contract extension that keeps him under contract with the team through the 2020 season.



The 29-year-old Peters has been with the Cardinals the past three years after joining the team as a free agent in 2015 from Atlanta. An eight-year veteran, Peters has played in 24 games (23 starts) with the Cardinals, helping Arizona finish with the NFL's second ranked defense last year, and the ninth ranked run defense.

Peters has started all nine games played this season and has 25 tackles, one sack and one pass defended. In his career, Peters has played in 94 games (78 starts) and has 227 tackles (167 solo), 12.0 sacks, one interception, one forced fumble, one fumble recovery and seven passes defended. Peters entered the league with the Falcons as a third-round selection (83rd overall) in the 2010 NFL Draft out of Kentucky.

NFC HONORS FOR ARIZONA

The Cardinals have had four different players named NFC Player of the Week in 2017 - most recently **K Phil Dawson** for his performance vs. Jacksonville in Week 12.



Week 2 @ Indianapolis - WR J.J. Nelson

Nelson caught five passes for 120 yards (24.0 avg.) and a TD in an OT victory over the Colts in Week 2. That performance earned Nelson NFC Offensive Player of the Week honors for the first time in his career. He became just the third WR (Roy Green, Larry Fitzgerald) in team history to be named Offensive Player of the Week.

Week 6 vs. Tampa Bay - RB Adrian Peterson

Five days after he was acquired in a trade, Peterson rushed for 134 yards and two TDs on 26 carries (5.2 yard avg.) vs. the Buccaneers in his Arizona debut. He became the first Cardinals player to rush for 100+ yards in his first game with the team since Ottis Anderson did so as a rookie in 1979.

Peterson was named NFC "Offensive Player of the Week" for his performance. It was Peterson's eighth career "NFC Offensive Player of the Week" award, the most "Offensive Player of the Week" selections among non-QBs in the NFL and tied for the fifth most in the league among active players.

Week 9 @ San Francisco - LB Karlos Dansby

Two days after celebrating his 36th birthday, LB **Karlos Dansby** recorded seven tackles, a sack, an INT, a tackle for loss, two QB hits and two passes defended against the 49ers. His fourth quarter INT of a C.J. Beathard pass was the 20th of his career as he became just the fifth player in NFL history with 40+ sacks and 20+ INTs in their career.

It was the second career "Defensive Player of the Week" selection for Dansby, who last won the award 10 years ago as a member of the Cardinals in Week 10 of the 2007 season. That is the longest span in team history between being named "Player of the Week."

Week 12 vs. Jacksonville - K Phil Dawson

Dawson was named "NFC Special Teams Player of the Week" for his performance against the Jaguars, when he made all four of his FG attempts (32, 42, 48 and 57 yards), including connecting on a career-long 57-yard FG with one second left in regulation to give the Cardinals the three-point victory. His 57-yard field goal was the longest game-winning field goal in Cardinals history and the longest of Dawson's career.

It was Dawson's fifth career "Special Teams Player of the Week" selection and first since 2014 when he won the award (Week 5) with the 49ers. He became the seventh kicker in team history to be selected as the NFC "Special Teams Player of the Week."

BY THE NUMBERS

122

Consecutive sellouts for the Cardinals at University of Phoenix Stadium. Arizona has sold out every game (preseason and postseason included) at the venue since it opened in 2006. A sellout this week would make it 123 straight.

157

Total accepted false start penalties by Cardinals opponents at University of Phoenix Stadium dating back to 2006. That is the highest total among all NFL teams in home games during that span. The Minnesota Vikings rank second (139).

1

NFL teams that have never played a game at University of Phoenix Stadium - Tennessee. The Titans last played in Arizona during the 2005 season.

150

Combined years of coaching experience between Cardinals Assistant Head Coach Tom Moore (53rd year) and Pass Rush Specialist Tom Pratt (52nd year) and Titans defensive coordinator Dick LeBeau (45th year). That includes years in college and other professional leagues.

18

Completions allowed by CB Patrick Peterson on 43 attempts (41.8%) in his direction, according to ProFootballFocus.com. Peterson averages 25.5 coverage snaps per reception in 2017, the best among NFL CBs according to the site.

36.5

Sacks for LB Chandler Jones dating back to the beginning of the 2015 season. That is the highest total in the NFL during that span.

13.0

Sacks for Jones in 2017. That ranks second in the NFL this season behind only Cowboys DE Demarcus Lawrence (13.5).

21

Tackles for loss for Chandler Jones this season. That is the highest total in the NFL in 2017.

176

Receptions for WR Larry Fitzgerald in his career vs. the Rams. Fitzgerald has more catches against the Rams than any player in NFL history has against any single opponent. Jerry Rice (175 vs. the Falcons) held the previous record.

15,267

Career receiving yards for Fitzgerald. Currently sitting in fourth place on the NFL's all-time receiving yardage list, he needs 26 yards to pass WR Randy Moss (15,292) for third place.

82

Receptions for Fitzgerald this season. That is the highest total in the NFC and ranks second in the NFL behind only Pittsburgh's Antonio Brown (88).

1,207

Career receptions for Fitzgerald. Last week he became the third player in NFL history to reach 1,200 receptions, joining Jerry Rice (1,549) and Tony Gonzalez (1,325). Fitzgerald reached the career milestone in fewer games than any player in NFL history (214).

47

Wins for head coach Bruce Arians during his tenure in Arizona, including postseason. Only Ken Whisenhunt (49) has more wins among head coaches in team history.

12,276

Career rushing yards for RB Adrian Peterson. In Week 12 he passed Hall of Fame RB Marcus Allen (12,243) for 13th place and Edgerrin James (12,246) for 12th place on the NFL's all-time rushing yardage list.

111

Total games missed by a combined 24 different Cardinals players this season. Arizona has lost its starting QB (Carson Palmer), its first-team All-Pro RB (David Johnson), a Pro Bowl LG (Mike Iupati), its starting LT (D.J. Humphries), its starting S and the team's leading tackler (Tyvon Branch), its 2016 sack leader (Markus Golden), its top kickoff/punt returner (T.J. Logan) and its long snapper (Aaron Brewer) to IR this season.

15

Special teams tackles for rookie Budda Baker this season. He ranks second in the NFL in special teams tackles behind only Chargers LB Nick Dzubnar (16).

2

Active NFL players who have 1,000+ tackles and 20+ INTs in their career - Cardinals LB Karlos Dansby (1,386 tackles; 20 INTs) and S Antoine Bethea (1,092 tackles; 22 INTs).

170

Receiving yards for undrafted rookie TE Ricky Seals-Jones over the last three games. He has nine catches - including three TD receptions - during that same span.

MILESTONES WITHIN REACH

WR Larry Fitzgerald

- With a reception, Fitzgerald would extend his consecutive games with a catch streak to 208, the third-longest in NFL history.
- With 26 receiving yards, Fitzgerald would pass WR Randy Moss (15,292) for third place on the NFL's all-time list for career receiving yards.
- With 122 receiving yards, Fitzgerald (9) would join Jerry Rice (14), Randy Moss (10), Tim Brown (9), Terrell Owens (9) and Jimmy Smith (9) as the only players in NFL history with 1,000+ receiving yards in at least nine seasons.

RB Adrian Peterson

- With a rushing TD, Peterson would have 100 rushing TDs for his career. He would become just the ninth player in NFL history with 100+ career rushing TDs and he would tie Hall of Fame RB Marshall Faulk and Shaun Alexander for 7th place on the NFL's all-time list for career rushing TDs
- Peterson enters this week needing four rushing yards to pass Hall of Fame RB Marshall Faulk (12,279) for 11th place on the NFL's all-time rushing yardage list and 37 rushing yards to pass Hall of Fame RB Jim Brown (12,312) for 10th place.

LB Chandler Jones

- With a sack, Jones would become just the fifth player in franchise history with 14.0+ sacks in a season - and the first since Bertrand Berry (14.5) in 2004.
- With a sack, Jones would become the first player in franchise history with 14.0+ sacks through the first 13 games of a season.
- With a sack, Jones would have at least one sack in 13 of the last 15 games dating back to last season.
- With two sacks, Jones would join Simeon Rice (16.5 in 1999) and Curtis Greer (16.0 in 1983) as the only players in team history with 15.0+ sacks in a season.

CARDINALS PRONUNCIATIONS

WR Carlton Agudosi	ag-uh-DOH-see
S Antoine Bethea	ANN-twahn / buh-THAY
G/C Evan Boehm	BAME (like Name)
WR Jaron Brown	juh-RON
LB Deone Bucannon	day-OWN
S Tyrann Mathieu	TY-run (like Byron) / Matthew
DL Josh Mauro	MORE-oh
DL Robert Nkemdiche	kim-DEE-chee
LB Haason Reddick	HUH-sahn
C Max Tuerk	Turk
T Jared Veldheer	vell-DEER
CB Tramon Williams	truh-MON
DL Xavier Williams	ex-ZAVE-yer

NFL SCHEDULE - WEEK 14

Below is a look at the NFL schedule for Week 14 of the regular season.

Thursday, December 7

New Orleans Saints at Atlanta Falcons - 6:25 PM (NBC/NFLN/Amazon)

Sunday, December 10

Indianapolis Colts at Buffalo Bills - 11:00 AM (CBS)
 Dallas Cowboys at New York Giants - 11:00 AM (FOX)
 Detroit Lions at Tampa Bay Buccaneers - 11:00 AM (FOX)
 Oakland Raiders at Kansas City Chiefs - 11:00 AM (CBS)
 San Francisco 49ers at Houston Texans - 11:00 AM (FOX)
 Green Bay Packers at Cleveland Browns - 11:00 AM (FOX)
 Chicago Bears at Cincinnati Bengals - 11:00 AM (FOX)
 Minnesota Vikings at Carolina Panthers - 11:00 AM (CBS)
Tennessee Titans at Arizona Cardinals - 2:05 PM (CBS)
 Washington Redskins at Los Angeles Chargers - 2:05 PM (CBS)
 New York Jets at Denver Broncos - 2:05 PM (CBS)
 Philadelphia Eagles at Los Angeles Rams - 2:25 PM (FOX)
 Seattle Seahawks at Jacksonville Jaguars - 2:25 PM (FOX)
 Baltimore Ravens at Pittsburgh Steelers - 6:30 PM (NBC)

Monday, December 11

New England Patriots at Miami Dolphins - 6:30 PM (ESPN)

MEDIA SCHEDULE - WEEK 14

The Cardinals practice and media schedule for this week is listed below. Practice is open each day for approximately the first 20 minutes and the locker room will be open for 45 minutes. All requests for assistant coach availability need to be made in advance through the Cardinals Media Relations staff.

Wed, 12/6	11:20 AM - Practice Titans Conference Call 10:10 AM - Head coach Mike Mularkey HC Bruce Arians and QB Blaine Gabbert available at approx. 1:20 PM and players available in locker room
Thur, 12/7	11:10 AM - Practice Coordinators James Bettcher (Defense), Harold Goodwin (Offense) and Amos Jones (Special Teams) available following practice at approx. 1:00 PM and players available in locker room
Fri, 12/8	11:00 AM - Practice Head coach Bruce Arians available at approx. 12:30 PM and players available in locker room
Sun, 12/10	Cardinals vs. Titans, 2:05 PM - University of Phoenix Stadium

AMONG THE ALL-TIME GREATS

WR **Larry Fitzgerald** has continued his climb up the NFL's all-time receiving lists this season. His most recent move came last week vs. the Rams.

With 98 receiving yards against Los Angeles on Sunday, Fitzgerald (15,267) passed Isaac Bruce (15,208) for fourth place on the all-time receiving yardage list. Fitz has moved up five spots on the all-time receiving yardage list in the last nine games.

Fitzgerald enters this week's game against the Titans needing just 26 receiving yards to pass 2018 Hall of Fame Semifinalist WR Randy Moss (15,292) for third place on the NFL's all-time receiving yardage list.



NFL All-Time Receiving Yardage Leaders				
Rnk	Yards	Player	Years	Yds To Pass
1	22,895	Jerry Rice+	1985-2004	7,629
2	15,934	Terrell Owens	1996-2010	668
3	15,292	Randy Moss	1998-2012	26
4	15,267	Larry Fitzgerald*	2004-	-
5	15,208	Isaac Bruce	1994-2009	-

+Hall of Fame Inductee *Active in 2017

In NFL history, only Jerry Rice (19,247 with the 49ers) has had more receiving yards with a single team than Fitzgerald has with Arizona.

NFL History – Receiving Yards with One Team

Rnk	Player	Yards	Team
1	Jerry Rice	19,247	San Francisco
2	Larry Fitzgerald	15,267	Arizona
3	Tim Brown	14,734	L.A./Oakland Raiders
4	Marvin Harrison	14,580	Indianapolis
5	Reggie Wayne	14,345	Indianapolis

Last week, Fitzgerald became just the third player in NFL history to reach 1,200+ career receptions. He ranks third in NFL history with 1,207 receptions in his career.

NFL All-Time Receptions Leaders

Rnk	Rec	Player	Years	Rec To Pass
1	1,549	Jerry Rice+	1985-2004	353
2	1,325	Tony Gonzalez	1997-2013	129
3	1,207	Larry Fitzgerald*	2004-	-
4	1,140	Jason Witten*	2003-	-
5	1,102	Marvin Harrison+	1996-2008	-

+Hall of Fame Inductee *Active in 2017

Fitzgerald (3rd in receptions; 4th in receiving yards) and WR Jerry Rice (1st in receptions & yards) are the only players that rank in the top-5 in NFL history in both receptions and receiving yards.

Fitzgerald caught his fifth TD of the season - and 109th of his career - against the Rams last week. He ranks eighth on the NFL's all-time TD receptions list, and second among active players behind Antonio Gates (112). He needs two TD receptions for tie Tony Gonzalez (111) for seventh in NFL history.

NFL Career Leaders—Touchdown Receptions

Rnk	TDs	Player (Years)
1	197	WR Jerry Rice (1985-04)+
2	156	WR Randy Moss (1998-12)
3	153	WR Terrell Owens (1996-10)
4	130	WR Cris Carter (1987-02)+
5	128	WR Marvin Harrison (1996-08)
6	112	TE Antonio Gates (2003-)#
7	111	TE Tony Gonzalez (1997-14)
8	109	WR Larry Fitzgerald (2004-)#
9t	100	WR Steve Largent (1976-89)+
9t	100	WR Tim Brown (1988-04)+

+Hall of Fame Inductee #Active in 2017

FITZ SECOND-YOUNGEST TO 15,000

WR **Larry Fitzgerald** caught 10 passes for 113 yards against the Seahawks in Week 10. His 113 receiving yards put him over 15,000 for his career, and he became just the sixth player in NFL history to reach the receiving milestone.

Fitzgerald (34 years, 70 days old) became the second-youngest player in league history to reach 15,000 receiving yards behind only Jerry Rice (33 years, 72 days old).

NFL History – Youngest to 15,000 Receiving Yards

Rnk	Player	Age
1	Jerry Rice	33 years, 72 days
2	Larry Fitzgerald	34 years, 70 days
3	Randy Moss	35 years, 244 days
4	Terrell Owens	36 years, 279 days
5	Isaac Bruce	36 years, 307 days



207 AND COUNTING

Fitzgerald has at least one catch in 207 consecutive games, easily the longest streak in franchise history and the third-longest streak in NFL history.

NFL Record - Consecutive Games with a Reception

Rnk	Player (Years)	Games
1	Jerry Rice (1985-2004)	274
2	Tony Gonzalez (2000-2013)	211
3	Larry Fitzgerald (2004-)	207
4	Marvin Harrison (1996-2008)	190
5	Hines Ward (1998-2010)	186



A Look at Fitzgerald's Reception Streak

–Fitzgerald has at least one catch in 213 of 214 career games played. His current streak dates back to the final nine games of his rookie season in 2004. The streak is over 13 years old.

–Among active players, only Dallas TE Jason Witten (229) has a reception in more total games than Fitzgerald (213).

–Fitzgerald's streak of 207 consecutive games with a reception in the second-longest in NFL history for a player with a single team (Jerry Rice, 225 straight with San Francisco).

–In Fitzgerald's current 207-game streak, he has had multiple receptions in 200 of those contests. He has an on-going streak of 57 consecutive games with multiple receptions.

–Fitzgerald has at least one reception in all 40 different stadiums he has played in during his NFL career. In Week 7 the Cardinals played at Twickenham Stadium in London, which became the 40th different venue in which Fitzgerald has at least one catch.

THRILLING THE HOME FANS

In his six games at University of Phoenix Stadium so far this season, Fitzgerald has recorded 50 receptions for 542 yards and four TDs. He is averaging 8.3 receptions for 90.3 yards per home game in 2017.

Fitzgerald has been thrilling fans at University of Phoenix Stadium since the venue opened in 2006. In his 11+ seasons at the stadium, he has 547 total receptions. Only two players in NFL history have more receptions in any stadium than Fitzgerald has at University of Phoenix Stadium.



NFL History – Receptions By Stadium

Rnk	Player (Team)	Rec	Gms	Stadium	To Pass
1	Jerry Rice (SF)	646	119	Candlestick Park	100
2	Andre Johnson (Hou)	560	88	NRG Stadium	14
3	Larry Fitzgerald (AZ)	547	92	Univ. of Phoenix Stadium	-
4	Cris Carter (Min)	531	96	Mall of America	-
5	Marvin Harrison (Ind)	515	87	RCA Dome	-

Fitzgerald has 6,889 career receiving yards at University of Phoenix Stadium. That total ranks fourth in NFL history for a single stadium.

NFL History – Receiving Yards By Stadium

Rnk	Player (Team)	Yds	Gms	Stadium	To Pass
1	Jerry Rice (SF)	9,403	119	Candlestick Park	2,515
2	Andre Johnson (Hou)	7,776	88	NRG Stadium	888
3	Marvin Harrison (Ind)	7,189	87	RCA Dome	301
4	Larry Fitzgerald (AZ)	6,889	92	Univ. of Phoenix Stadium	-
5	Steve Largent (Sea)	6,822	101	Kingdome	-

TYING A CAREER-HIGH ON MONDAY NIGHT

In Week 3 vs. Dallas on Monday Night Football, Fitzgerald tied his career-high with 13 receptions against the Cowboys. *It marked the third time in his career - and first time since the 2009 season (10/18/09 @ Seattle) that he recorded 13 receptions in a game.*

With his performance vs. the Cowboys on Monday Night Football, Fitzgerald became just the third player in NFL history - 34 years old or older - to post 13+ receptions and 140+ receiving yards in a game.

Players with 13+ Receptions/140+ Receiving Yards (Age 34 or older)

Player	Rec	Yds	Opponent	Age
Larry Fitzgerald	13	149	9/25/17 vs. Dallas	34 years, 25 days
Steve Smith	13	186	9/27/15 vs. Cincinnati	36 years, 138 days
Tim Brown	13	144	10/27/02 @ Kansas City	36 years, 97 days

AN OVERTIME GAME-WINNER VS. THE 49ERS

The Cardinals victory over the 49ers in Week 4 was won on Fitzgerald's 19-yard TD reception in OT. It was his first career overtime TD in the regular season. *Combined with his OT game-winning TD against the Packers in the 2015 Divisional matchup, he became the first player in NFL history with an OT TD reception in both the regular season and the postseason.*

FITZGERALD AT 109 TOUCHDOWNS IN HIS CAREER

Fitzgerald reached 100 career TD catches in the 2016 season opener. Since then, he has been building on that total and continuing his climb up the NFL's all-time list for career TD catches. *Fitzgerald's 15-yard TD catch vs. the Los Angeles Rams last week - his fifth TD of 2017 - was the 109th of his career.*

NFL Career Leaders—Touchdown Receptions

Rnk	TDs	Player (Years)
1	197	WR Jerry Rice (1985-04)+
2	156	WR Randy Moss (1998-12)
3	153	WR Terrell Owens (1996-10)
4	130	WR Cris Carter (1987-02)+
5	128	WR Marvin Harrison (1996-08)
6	112	TE Antonio Gates (2003-)#
7	111	TE Tony Gonzalez (1997-14)
8	109	WR Larry Fitzgerald (2004-)#
9t	100	WR Steve Largent (1976-89)+
9t	100	WR Tim Brown (1988-04)+

+Hall of Fame Inductee #Active Players



Fitzgerald is one of just six players in NFL history to score 100+ receiving TDs with a single team. He and Chargers TE Antonio Gates are the only active players to have done so. The other four are all in the Pro Football Hall of Fame.

NFL Players to Score 100+ TD with One Team

Player	Team	TDs
Jerry Rice+	San Francisco	176
Marvin Harrison+	Indianapolis	128
Antonio Gates#	L.A. Chargers	112
Cris Carter+	Minnesota	110
Larry Fitzgerald#	Arizona	109
Steve Largent+	Seattle	100

+Hall of Fame Inductee #Active Players

Including postseason, Fitzgerald's 119 career TD receptions represent the sixth-best total in NFL history behind Jerry Rice (219), Randy Moss (166), Terrell Owens (158), Cris Carter (138) and Marvin Harrison (130).

FITZGERALD TOUCHDOWN SPLITS

TD Rec. By Opponent

TDs	Opponent
18	Los Angeles/St. Louis
17	San Francisco
11	Seattle
8	Philadelphia
5	Chicago
5	Detroit
5	Tampa Bay
4	Houston
3	Green Bay
3	Indianapolis
3	Jacksonville
3	New England
3	Buffalo
3	Washington
2	Carolina
2	Cincinnati
2	Dallas
2	Kansas City
2	Miami
1	Atlanta
1	Cleveland
1	Minnesota
1	New Orleans
1	NY Giants
1	Oakland
1	San Diego
1	Tennessee

TD Rec. By Quarterback

TDs	Quarterback
39	Kurt Warner
28	Carson Palmer
12	Josh McCown
7	John Skelton
5	Kevin Kolb
5	Matt Leinart
4	Derek Anderson
2	Blaine Gabbert
2	Drew Stanton
1	Max Hall
1	Richard Bartel
1	John Navarre
1	Shaun King
1	Brian St. Pierre

TD By Distance

TDs	Distance
31	4-9 yards
24	10-19 yards
22	20-29 yards
18	3 or fewer yards
9	30-59 yards
5	60+ yards

Teams w/No TDs Against

Team	Games
Baltimore	3
Denver	3
NY Jets	3
Pittsburgh	3

TDs By Quarters

TDs	Quarter
39	2 nd
32	4 th
24	3 rd
13	1 st
1	OT

TD By Days

TDs	Day
101	Sunday
4	Thursday
2	Saturday
2	Monday

TD By Season

TDs	Season
13	2009
12	2008
10	2005
10	2007
10	2013
9	2015
8	2004
8	2011
6	2010
6	2006
6	2016
5	2017
4	2012
2	2014

NOTES ON THE 108

—Fitzgerald has 39 TD receptions in the 2nd quarter and 32 in the 4th quarter. He has more TDs - of any kind - in both the 2nd and 4th quarters than any other active player in the NFL. His 24 TDs in the 3rd quarter are also the most in the NFL among active players.

—Fitzgerald also has 33 career go-ahead TD receptions. Among active NFL players, only Antonio Gates (38) has more.

—Gates (112), Fitzgerald (109) and Cardinals teammate RB **Adrian Peterson** (104) are the only active players in the NFL with at least 100 TDs.

A chronological look at every one of Fitzgerald's 109 TD receptions.

#	Date	Opp	Yds	Quarterback
1	10/10/2004	@ SF	24	Josh McCown
2	10/24/2004	SEA	25	Josh McCown
3	11/7/2004	@ MIA	2	Josh McCown
4	11/21/2004	@ CAR	21	Shaun King
5	12/19/2004	STL	8	Josh McCown
6	12/19/2004	STL	4	Josh McCown
7	12/26/2004	@ SEA	29	Josh McCown
8	12/26/2004	SEA	29	Josh McCown
9	9/17/2005	@ NYG	1	Kurt Warner
10	10/2/2005	SF	17	Josh McCown
11	10/9/2005	CAR	26	Josh McCown
12	10/23/2005	TEN	34	Josh McCown
13	11/13/2005	DET	8	Kurt Warner
14	11/20/2005	@ STL	7	Kurt Warner
15	11/27/2005	JAX	5	Kurt Warner
16	12/18/2005	@ HOU	12	John Navarre
17	12/24/2005	PHI	25	Josh McCown
18	1/1/2006	@ IND	25	Josh McCown
19	9/24/2006	STL	12	Kurt Warner
20	10/8/2006	KAN	5	Matt Leinart
21	12/3/2006	@ STL	11	Matt Leinart
22	12/10/2006	SEA	5	Matt Leinart
23	12/24/2006	SF	6	Matt Leinart
24	12/31/2006	@ SD	9	Kurt Warner
25	10/7/2007	@ STL	7	Kurt Warner
26	11/11/2007	DET	1	Kurt Warner
27	11/11/2007	DET	20	Kurt Warner
28	11/18/2007	@ CIN	5	Kurt Warner
29	11/25/2007	SF	28	Kurt Warner
30	11/25/2007	SF	48	Kurt Warner
31	12/9/2007	@ SEA	11	Kurt Warner
32	12/16/2007	@ NO	18	Kurt Warner
33	12/30/2007	STL	21	Kurt Warner
34	12/30/2007	STL	6	Kurt Warner
35	9/7/2008	@ SF	1	Kurt Warner
36	9/21/2008	@ WAS	62	Kurt Warner
37	10/5/2008	BUF	2	Kurt Warner
38	10/5/2008	BUF	2	Kurt Warner
39	10/12/2008	DAL	2	Kurt Warner
40	11/10/2008	SF	5	Kurt Warner
41	11/27/2008	@ PHI	1	Kurt Warner
42	11/27/2008	@ PHI	7	Kurt Warner
43	12/7/2008	STL	12	Kurt Warner
44	12/21/2008	@ NE	78	Matt Leinart
45	12/28/2008	SEA	5	Kurt Warner
46	12/28/2008	SEA	38	Kurt Warner
47	9/13/2009	SFO	5	Kurt Warner
48	9/20/2009	@ JAX	22	Kurt Warner
49	10/11/2009	HOU	9	Kurt Warner
50	10/11/2009	HOU	26	Kurt Warner
51	10/18/2009	@ SEA	2	Kurt Warner
52	11/8/2009	@ CHI	11	Kurt Warner
53	11/8/2009	@ CHI	17	Kurt Warner
54	11/15/2009	SEA	18	Kurt Warner
55	11/22/2009	@ STL	11	Kurt Warner
56	12/6/2009	MIN	34	Kurt Warner
57	12/20/2009	@ DET	1	Kurt Warner
58	12/27/2009	STL	10	Kurt Warner
59	1/3/2010	GNB	3	Brian St. Pierre
60	9/12/2010	@ STL	21	Derek Anderson
61	9/26/2010	OAK	2	Derek Anderson
62	10/31/2010	TB	1	Max Hall
63	10/31/2010	TB	1	Derek Anderson
64	11/21/2010	@ KC	3	Derek Anderson
65	1/2/2011	@ SF	10	John Skelton
66	9/18/2011	@ WAS	73	Kevin Kolb
67	9/25/2011	@ SEA	12	Kevin Kolb
68	11/6/2011	STL	13	John Skelton
69	11/13/2011	@ PHI	10	John Skelton
70	11/13/2011	PHI	7	John Skelton
71	11/20/2011	@ SF	23	Richard Bartel
72	12/11/2011	SF	46	John Skelton
73	12/24/2011	@ CIN	30	John Skelton
74	9/23/2012	PHI	37	Kevin Kolb
75	9/30/2012	MIA	3	Kevin Kolb
76	10/14/2012	BUF	9	Kevin Kolb
77	11/4/2012	@ GB	31	John Skelton
78	9/8/2013	@ STL	4	Carson Palmer
79	9/8/2013	STL	24	Carson Palmer
80	9/29/2013	TB	13	Carson Palmer
81	10/13/2013	@ SF	75	Carson Palmer
82	10/27/2013	ATL	10	Carson Palmer
83	11/17/2013	@ JAX	14	Carson Palmer
84	11/24/2013	IND	4	Carson Palmer
85	11/24/2013	IND	26	Carson Palmer
86	12/1/2013	@ PHI	43	Carson Palmer
87	12/8/2013	STL	7	Carson Palmer
88	10/12/2014	WAS	24	Carson Palmer
89	10/26/2014	PHI	80	Carson Palmer
90	9/20/2015	@ CHI	8	Carson Palmer
91	9/20/2015	@ CHI	28	Carson Palmer
92	9/20/2015	CHI	9	Carson Palmer
93	9/27/2015	SF	4	Carson Palmer
94	9/27/2015	SF	8	Carson Palmer
95	10/11/2015	@ DET	2	Carson Palmer
96	11/1/2015	@ CLE	6	Carson Palmer
97	12/27/2015	GB	3	Carson Palmer
98	1/3/2016	SEA	17	Carson Palmer
99	9/11/2016	NE	3	Carson Palmer
100	9/11/2016	NE	1	Carson Palmer
101	9/18/2016	TB	4	Carson Palmer
102	10/8/2016	@ SF	21	Drew Stanton
103	10/8/2016	@ SF	29	Drew Stanton
104	1/1/2017	@ LA	5	Carson Palmer
105	9/25/2017	DAL	15	Carson Palmer
106	10/1/2017	SF	19	Carson Palmer
107	10/15/17	TB	11	Carson Palmer
108	11/19/17	@ Hou	20	Blaine Gabbert
109	12/3/17	LAR	15	Blaine Gabbert

#11 HAS HALL OF FAME CREDENTIALS

Below is a look at the career of **Larry Fitzgerald** through his first 214 career games compared to the 25 modern era WRs currently in the HOF and where they stood at that point in their career.

At this point in his career, Fitzgerald has more receptions (1,207) than all of the receivers enshrined in Canton had through 214 games. Fitzgerald also has more receiving yards (15,267) than all HOF receivers through 214 games played except Jerry Rice (17,908).

Fitzgerald Vs. Modern Era WRs in the Hall of Fame (214 Games)									
<u>Player, HOF Year</u>	<u>Years</u>	<u>G</u>	<u>Rec</u>	<u>Yds</u>	<u>Avg.</u>	<u>Y/G</u>	<u>TD</u>	<u>100-Yd G</u>	
Larry Fitzgerald	2004-	214	1,207	15,267	12.6	71.3	109	45	
Jerry Rice, '10	1985-04	214	1,171	17,908	15.3	83.7	166	64	
Marvin Harrison, '16	1996-08	190	1,102	14,580	13.2	76.7	128	59	
Cris Carter, '13	1987-02	214	1,026	13,019	12.7	60.8	124	40	
Tim Brown, '15	1988-04	214	967	13,615	14.1	63.6	97	41	
Andre Reed, '14	1985-00	214	923	12,923	14.0	60.4	86	36	
Art Monk, '08	1980-95	214	913	12,325	13.5	57.6	66	32	
Steve Largent, '95	1976-89	200	819	13,089	16.0	65.4	100	40	
Michael Irvin, '07	1988-99	159	750	11,904	15.9	74.9	65	47	
James Lofton, '03	1978-93	214	725	13,426	18.5	62.7	72	43	
Charlie Joiner, '96	1969-86	214	692	11,320	16.4	52.9	60	27	
Charley Taylor, '84	1964-77	165	649	9,110	14.0	55.2	79	21	
Don Maynard, '87	1958, 60-73	186	633	11,834	18.7	63.6	88	50	
Raymond Berry, '73	1955-67	154	631	9,275	14.7	60.2	68	23	
Fred Biletnikoff, '88	1965-78	190	589	8,974	15.2	47.2	76	21	
Lance Alworth, '78	1962-72	136	542	10,266	18.9	75.5	85	41	
John Stallworth, '02	1974-87	165	537	8,723	16.2	52.9	63	25	
Bobby Mitchell, '83	1958-68	148	521	7,954	15.3	53.7	65	25	
Tommy McDonald, '98	1957-68	152	495	8,410	17.0	55.3	84	24	
Paul Warfield, '83	1964-77	157	427	8,565	20.1	54.6	85	22	
Tom Fears, '70	1948-56	87	400	5,397	13.5	62.0	38	15	
Elroy "Crazy Legs" Hirsch, '68	1946-57	127	387	7,029	18.2	55.3	60	-	
Dante Lavelli, '75	1946-56	123	386	6,488	16.8	52.7	62	-	
Pete Pihos, '70	1947-55	107	373	5,619	15.1	52.5	61	14	
Bob Hayes, '09	1965-75	132	371	7,414	20.0	56.2	71	23	
Lynn Swann, '01	1974-87	116	336	5,462	16.3	47.1	51	11	



In fact, Fitzgerald's career numbers already surpass those of many receivers that are currently in the HOF. He has more career receptions than 24 of the 25 receivers in the HOF: Swann (336), Hayes (371), Pihos (373), Lavelli (386), Hirsch (387), Fears (400), Warfield (427), McDonald (495), Mitchell (521), Stallworth (537), Alworth (542), Biletnikoff (589), Berry (631), Maynard (633), Taylor (649), Irvin (750), Joiner (750), Lofton (764), Largent (819), Monk (940), Reed (951), Brown (1,094), Carter (1,101) and Harrison (1,102).

He has more career receiving yards than 22 of the 25 receivers in the HOF: Fears (5,397), Swann (5,462), Pihos (5,619), Lavelli (6,488), Hirsch (7,029), Hayes (7,414), Mitchell (7,954), McDonald (8,410), Warfield (8,565), Stallworth (8,723), Biletnikoff (8,974), Taylor (9,110), Berry (9,275), Alworth (10,266), Maynard (11,834), Irvin (11,904), Joiner (12,146), Monk (12,721), Largent (13,089), Reed (13,198), Carter (13,899) and Lofton (14,004).

A Career Full of Accomplishments:

- Franchise career leader in receptions (1,207), receiving yards (15,267), receiving TDs (109), total TDs (109) and 100-yard receiving games (45). His eight 1,000-yard seasons are also a franchise record.
- Led the NFL with 107 receptions in 2016, marking the second time in his career (103 in 2005; tied with Steve Smith) he had done so. He became the first player in NFL history to lead the NFL in receptions at least 11 years apart. Prior to Fitzgerald, the longest span between leading the league in receptions was six by Jerry Rice (1990, 1996).
- Fitzgerald (10) joins Hall of Famer Jerry Rice (13) as the only wide receivers in NFL history to be named to the Pro Bowl at least 10 times.
- Fitzgerald had more receptions in his first 200 career games (1,116) than any player in NFL history.
- One of just five players in NFL history to record at least 1,400 receiving yards in a season four times in their career: Jerry Rice (6), Randy Moss (4), Marvin Harrison (4) and Andre Johnson (4).
- At 28 years, 74 days old, he became the third-youngest player in NFL history to reach 70 career receiving TDs behind only Randy Moss (26 years, 269 days old) and Hall of Famer Jerry Rice (28 years, one day old).
- At 32 years, 97 days old, he became the youngest player in NFL history to reach 1,000 career receptions.
- At 31 years, 102 days old, he became the youngest player in NFL history to reach 900 career receptions.
- At 30 years, 57 days old, he became the youngest player in NFL history to reach 800 career receptions.
- At 30 years, 85 days old, he became the youngest player in NFL history to reach 11,000 receiving yards.
- In 2010, he became the first player in NFL history to record 90+ receptions five times in their first seven seasons.
- During the 2008 postseason, he broke virtually every major playoff receiving record, establishing new single-season marks for receptions (30), receiving yards (546) and TDs (7). His four 100-yard receiving games in the postseason established a new NFL record for consecutive games with 100 yards receiving.
- His 10 TD receptions in nine career postseason games are an NFL record for a player in their first nine career playoff contests.
- With a then franchise-record 103 receptions during the 2005 season, he became the youngest player in NFL history to record a 100-catch campaign when he reached the mark at 22 years, 123 days old.
- Led the NFL in receiving TDs in both the 2008 (12) and 2009 (13) seasons. In addition to his 10 receiving TDs in 2007, he became the first player in franchise history to record at least 10 TDs in three consecutive seasons.
- At 29 years, 44 days old, joined Randy Moss (28 years, 314 days) as the only players in NFL history to reach 10,000 career receiving yards before the age of 30.
- One of just seven players in NFL history to record 14,000+ receiving yards and 100+ TD receptions in their career.

PETERSON ON THE MOVE AGAIN

RB **Adrian Peterson** rushed for 79 yards on 20 attempts against the Jaguars in Week 12. In doing so, he passed Hall of Fame RB Marcus Allen (12,243) and 2018 Hall of Fame Semifinalist RB Edgerrin James (12,246) and moved into 12th place on the NFL's all-time rushing yardage list with 12,276 career rushing yards.

Peterson has moved up four spots (from 16th to 12th) on the NFL's all-time rushing yardage list since Week 9.

That includes moving past three Hall of Fame RBs during that span. Peterson enters Week 14 just 37 yards shy of passing Hall of Fame RBs Marshall Faulk (11th place with 12,279 yards) and Jim Brown (10th place with 12,312) and moving into the top-10 on the NFL's all-time rushing yardage list.



NFL Leaders - Career Rushing Yards (All-Time)			
Rnk	Yards	Player	Yds Needed To Pass
1	18,355	Emmitt Smith+	1990-2004
2	16,726	Walter Payton+	1975-1987
3	15,269	Barry Sanders+	1989-1998
4	14,101	Curtis Martin+	1995-2005
5	13,697	Frank Gore*	2005-
6	13,684	LaDainian Tomlinson+	2001-2011
7	13,662	Jerome Bettis+	1993-2005
8	13,259	Eric Dickerson+	1983-1993
9	12,739	Tony Dorsett+	1977-1988
10	12,312	Jim Brown+	1957-1965
11	12,279	Marshall Faulk+	1994-2005
12	12,276	Adrian Peterson*	2007-
13	12,246	Edgerrin James	1999-2009
14	12,243	Marcus Allen+	1982-1997
15	12,120	Franco Harris+	1972-1984

+Hall of Fame Inductee *Active in 2017

Peterson's 159-yard outing against the 49ers in Week 9 marked his 51st career 100-yard performance. He is one of just nine players in NFL history with 50+ 100-yard rushing performances.

NFL Leaders—Games With 100+ Rushing Yards (All-Time)		
Rnk	Player (Years)	100+
1	Emmitt Smith (1990-2004)+	78
2	Walter Payton (1975-1987)+	77
3	Barry Sanders (1989-1998)+	76
4	Eric Dickerson (1983-1993)+	64
5	Jerome Bettis (1993-2005)+	61
6	Jim Brown (1957-1965)+	58
7t	Edgerrin James (1999-2009)	57
7t	Curtis Martin (1995-2005)+	57
9	Adrian Peterson (2007-)*	51
10	Fred Taylor (1998-2010)	49

+Hall of Fame Inductee *Active in 2017

Peterson has 10 more 100-yard performances than any other active player in the NFL.

NFL Leaders—Games With 100+ Rushing Yards (Active)		
Rnk	Player (Team)	100+
1	Adrian Peterson (AZ)	51
2	Frank Gore (Ind)	41
3	LeSean McCoy (Buf)	36
4	Marshawn Lynch (Oak)	32
5	Matt Forte (NYJ)	26

GOING WELL BEYOND 100

The game against the 49ers was Peterson's 19th career outing with 150+ rushing yards. In NFL history, only Hall of Fame RBs Barry Sanders (25), Jim Brown (22) and Walter Payton (20) have more such games.

AMONG THE FASTEST TO 12,000

RB **Adrian Peterson** entered the Cardinals Week 9 contest against San Francisco with 11,983 rushing yards. Playing in his 130th career game, Peterson surpassed 12,000 rushing yards in his career – and only three players in NFL history reached the career milestone in fewer games.

NFL History – Fewest Games to 12,000 Rushing Yards		
Rnk	Player (Teams)	Gms
1	Jim Brown (Cle)+	115
2	Eric Dickerson (LAR, Ind)+	118
3	Barry Sanders (Det)+	125
4	Adrian Peterson (Min, NO, AZ)*	130
5	LaDainian Tomlinson (SD)+	132

+Hall of Fame Inductee *Active in 2017

AN NFL RECORD FOR "ALL-DAY"

Peterson lived up to his "All Day" nickname three weeks ago in San Francisco, rushing 37 times for 159 yards vs. the 49ers. His 37 rush attempts established a career-high and also set a new franchise single-game record.

His 37 attempts also represent the highest single-game total in NFL history for a player 30 years old or older.



NFL Record – Single-Game Rush Attempts (Age 30+)

Rnk	Player (Team)	Att	Opponent	Age
1	Adrian Peterson (AZ)	37	11/5/17 @ SF	32 years, 229 days
2	Jerome Bettis (Pit)	36	12/18/04 @ NYG	32 years, 306 days
3t	Earl Campbell (NO)	35	11/24/85 @ Min	30 years, 240 days
3t	Walter Payton (Chi)	35	12/9/84 vs. GB	30 years, 137 days

Prior to his outing against the 49ers, Peterson's career high for rush attempts in a game was 35 (12/1/13 vs. Chicago). The Cardinals previous franchise record for rush attempts was 36 (4 times, most recently by Edgerrin James on 10/16/06 vs. Chicago).

AP AT 99 RUSHING TOUCHDOWNS

Peterson currently has 99 career rushing TDs, which is tied with Hall of Fame RB Barry Sanders for 9th place on the NFL's all-time list for career rushing TDs.

NFL Leaders - Career Rushing TDs (All-Time)			
Rnk	TDs	Player	Yds Needed To Pass
1	164	Emmitt Smith+	1990-2004
2	145	LaDainian Tomlinson+	2001-2011
3	123	Marcus Allen+	1982-1997
4	110	Walter Payton+	1975-1987
5	106	Jim Brown+	1957-1965
6	104	John Riggins+	1971-1985
7t	100	Shaun Alexander	2000-2008
7t	100	Marshall Faulk+	1994-2005
9t	99	Adrian Peterson*	2007-
9t	99	Barry Sanders+	1989-1998

+Hall of Fame Inductee *Active in 2017

Peterson has 19 more rushing TDs than any other active player.

NFL Leaders—Rushing TDs (Active)		
Rnk	Player (Team)	TDs
1	Adrian Peterson (NO)	99
2	Marshawn Lynch (Oak)	80
3	Frank Gore (Ind)	77
4	LeSean McCoy (Buf)	64
5	Matt Forte (NYJ)	54

CANTON WORTHY COLLABORATION

WR **Larry Fitzgerald** and RB **Adrian Peterson** both rank in the top five among active players in career TDs and career scrimmage yards.

Fitzgerald (109) ranks second among active players in career TDs while Peterson (104) ranks third. All of Fitzgerald's TDs are receiving TDs. Peterson has 99 rushing TDs and five career receiving TDs.



NFL Leaders - Career Touchdowns (Active)

Rnk	Player (Team)	TDs
1	TE Antonio Gates (LAC)	112
2	WR Larry Fitzgerald (AZ)	109
3	RB Adrian Peterson (AZ)	104
4	RB Frank Gore (Ind)	94
5	RB Marshawn Lynch (Oak)	89

Fitzgerald (15,335) ranks second among active players in career scrimmage yards while Peterson (14,291) ranks fourth.

NFL Leaders - Career Scrimmage Yards (Active)

Rnk	Player (Team)	Yards	Rush	Receiving
1	RB Frank Gore (Ind)	17,293	13,697	3,596
2	WR Larry Fitzgerald (AZ)	15,335	68	15,267
3	RB Matt Forte (NYJ)	14,374	9,740	4,634
4	RB Adrian Peterson (AZ)	14,291	12,276	2,015
5	RB LeSean McCoy (Buf)	13,039	9,805	3,234

In Week 6 vs. TB, Fitzgerald posted 130+ receiving yards and at least one TD reception in a game for the 15th time in his career. That is the most such career games among active players. Peterson posted 130+ rushing yards and at least two rushing TDs in a game for the 10th time in his career. That also leads all active players.

STANTON STEPS IN

After Carson Palmer suffered a broken arm in London in Week 7, QB **Drew Stanton** stepped into the starting role. He has posted a 1-1 record as a starter this season and is 7-4 in 11 career starts with the Cardinals.

In his two starts this season, Stanton completed 39-of-77 pass attempts for 474 yards, 3 TDs, 1 INT and a 77.5 passer rating.

Making his first start in 396 days, Stanton led the Cardinals to a 20-10 victory over the 49ers in Week 9. It was his first start since Week 5 of the 2016 season.

Stanton had won four consecutive starts dating back to the 2014 season before the Cardinals dropped a 22-16 decision to the Seahawks in Week 10. Stanton suffered a knee injury in that game the kept him out the past two weeks.

In his 11 career starts with the Cardinals, Stanton has a 7-4 record and has completed 179-of-340 pass attempts for 2,224 yards, 11 TDs, 6 INTs and a 76.6 passer rating. In his three starts dating back to last season, Stanton has thrown 5 TDs compared to just 1 INT.



RICKY'S BREAKOUT CONTINUES

He is just a rookie, so the performance of Cardinals TE **Ricky Seals-Jones** the last three weeks won't quite land him a spot in the Hall of Fame alongside his famous cousin - former Rams RB Eric Dickerson.

However, after starting the season on the practice squad and then being inactive in four games, Seals-Jones entered the Cardinals contest at Houston in Week 11 without a reception in his career. In the three games since, he has been outstanding, hauling in nine receptions for 170 yards and three TDs.



After hauling in his first three career receptions at Houston - including two TD catches - the undrafted rookie caught four passes for a game-high 72 yards against the Jaguars in Week 12. That total included a 29-yard TD catch from QB Blaine Gabbert in the second quarter. Seals-Jones added a pair of catches for 44 yards last week against the Rams.

Seals-Jones has three TD receptions in 2017. He is just the third rookie TE in franchise history with at least three TD receptions in a season, joining Robert Awalt (6 in 1987) and Doug Marsh (4 in 1980).

Only a trio of 2017 first round draft picks - Evan Engram (NYG), O.J. Howard (TB) and David Njoku (Cle) - have more TD receptions than Seals-Jones among rookie TEs.

NFL Leaders - TD Receptions by Rookie TE (2017)

Rnk	Player (Team)	TDs	Draft
1	Evan Engram (NYG)	6	1st Round, 23rd overall
2t	O.J. Howard (TB)	4	1st Round, 19th overall
2t	David Njoku (Cle)	4	1st Round, 29th overall
4	Ricky Seals-Jones (AZ)	3	Undrafted Free Agent
5t	Gerald Everett (LAR)	2	2nd Round, 44th overall
5t	Adam Shaheen (Chi)	2	2nd Round, 45th overall
5t	Jonnu Smith (Ten)	2	3rd Round, 100th overall

A Few Notes on Rookie TEs

Against Houston, Seals-Jones became just the second rookie TE in franchise history to record multiple TD receptions in a game, joining Hall of Famer Jackie Smith - who had two TD receptions vs. Pittsburgh on 10/13/63.

Seals-Jones and Buccaneers rookie O.J. Howard (19th overall selection in 2017 NFL Draft) are the only rookie TEs in the last four seasons (2014-17) with multiple TD receptions in a game. Howard had two TD catches at Buffalo on 10/22/17.

Seals-Jones Makes the Switch to TE

An Army All-American and five-star recruit at Sealy (TX) High School, Seals-Jones attended Texas A&M, where he started 31 games at WR. It wasn't until he arrived in Arizona that he made the switch to TE.

NELSON A BIG PLAY THREAT

Third-year WR **J.J. Nelson** - the fastest player at the 2015 NFL Combine (4.28 seconds in 40-yard dash) - has 70 receptions for 1,285 yards in his career. Dating back to the beginning of his rookie season in 2015, his average of 18.4 yards per reception is the highest in the NFL (min. 50 receptions).

NFL Leaders - Yards/Reception (2015-17)

Rnk	Player (Team)	Avg.	Rec	Yds
1	J.J. Nelson (AZ)	18.4	70	1,285
2	Marquise Goodwin (SF)	17.2	66	1,132
3	Rob Gronkowski (NE)	16.9	152	2,565
4	Sammy Watkins (LAR)	16.8	119	2,005
5	T.Y. Hilton (Ind)	16.7	201	3,363



Of Nelson's 11 career TD receptions, five have covered 30+ yards - including three of 50+ yards. His 80-yard TD catch at Seattle in Week 16 last season was the longest TD reception ever by a Seahawks opponent at CenturyLink Field (which opened in 2002).

In Week 14 of the '16 season at Miami, Nelson had a 56-yard TD run and an eight-yard TD catch, becoming the first Cardinals WR since Mal Kutner (10/24/48 vs. Boston) with both a rushing and receiving TD in the same game.

KERWYNN DOES IT ALL

The career of RB **Kerwynn Williams** has been defined by persistence, taking advantage of opportunities that present themselves - and most importantly - being versatile.

The 2017 season is Williams' fourth in Arizona, and he has earned his spot on the roster by being versatile. In his first three-plus seasons with the Cardinals, Williams has served as a RB, has covered kickoff and punts, and has even taken over at QB when the teams runs the Wildcat formation.

Last week, with Adrian Peterson out of the lineup, Williams made his second start of the season and rushed for 97 yards on just 16 carries (6.1-yard avg.). It marks the second-highest single-game rushing total of his career (100 vs. KC in 2014).

Kerwynn Williams Fact Sheet

--Williams endured 25 different roster moves in his first four NFL seasons.

Season	Moves	Key Details
2016	4	Released 2x; Re-signed 2x
2015	6	Released 2x; 2x on practice squad; 2x on active roster
2014	7	Released 2x; 2x on practice squad; 1x on active roster
2013	8	Released 3x; 3x on practice squad; 1x on active roster

--After he was selected by the Colts in 2013, Williams endured 15 different roster moves between Indianapolis, San Diego and Arizona during his first 21 months in the NFL.

--He endured four different roster moves with Arizona in a span of 37 days before seeing his first NFL action at RB (vs. KC in Week 14 of the 2014 season), when he rushed for 100 yards on 19 carries.

--In Arizona, has played on kickoff and punt coverage, kickoff and punt return, played RB and played QB in the Wildcat.

--In 2016, he was Arizona's second-leading rusher with 157 yards and two TDs on just 18 carries (8.7 average).

--In 33 games for the Cardinals, Williams has totaled 711 yards and four TDs on 142 carries, 91 yards on 11 receptions and 452 yards on 24 KORs since 2014.



JARON HAVING CAREER YEAR

Fifth-year WR **Jaron Brown** - coming off a 2016 campaign that ended with a significant knee injury - is having the best season of his NFL career in 2017.

He ranks fourth on the team in receptions (25), third in receiving yards (401) and is tied for second in receiving TDs (3).

Brown had one reception against the Jaguars in Week 12, and it came at a crucial time. After Jacksonville took its first lead of the game (17-16) in the fourth quarter, Brown hauled in a career-long 52-yard TD reception on the next possession to give Arizona the lead back.

His 52-yard TD reception is one of just three TD catches allowed by a WR against the Jaguars this season: Houston's DeAndre Hopkins four-yard TD reception in Week 1; Indy's T.Y. Hilton 40-yard TD in Week 13.

It was Brown's third TD reception of the season and it served as a continuation of the year he is having in 2017. Below is a look at Brown's performance in '17 compared to his first four NFL seasons.

Statistic	2017	Career High
Receptions	25	25 (previous was 22 in 2014)
Receiving Yds	401	401 (previous was 229 in 2014)
Receiving Yds/Game	33.4	33.4 (previous was 26.7 in 2016)
Receiving TDs	3	3 (previous was 2 in 2014)
1st Downs Rec.	20	20 (previous was 14 in 2014)
Receptions of 25+ Yds	4	4 (previous was 2 in 2016)
Long Reception	52 (TD)	52 (previous was 51-yard TD in 2016)
Starts	5	5 (previous was 3 in 2014)

A rookie free agent signing out of Clemson in 2013, Brown has appeared in 67 games (10 starts) with the Cardinals and totaled 80 receptions for 1,101 yards and eight TDs.

A key special teams performer, he has also recorded 22 special teams tackles in his career.



ELEVATING THE FRANCHISE

The 2017 season is the 11th since **Michael Bidwill** took over as team President in 2007. During that time, his leadership has transformed the franchise – both on and off the field.

Arizona's on-field accomplishments during Bidwill's tenure include a four-year stretch (2013-16) that saw the team win more games (41) than in any other four-year span in the franchise's long history.

Highlights of Bidwill's tenure as team President

- The Cardinals have gone .500 or better in seven of 10 seasons (just twice in previous 20 years) and posted four double-digit win seasons (none in previous 20). The team has a 96-84-1 record under Bidwill, including the postseason.

- Of the team's seven all-time postseason wins, five have come during Bidwill's 10 years as team president. Arizona has played in nine postseason contests since Bidwill took over in 2007. The Cardinals played just seven total playoff games in their entire history prior to his tenure.

- Arizona has appeared in the NFC Championship Game twice in Bidwill's time as president (2008, 2015), including a victory in the 2008 conference title game that led to the franchise's first-ever Super Bowl appearance (Super Bowl XLIII).

- The 2015 season was a banner year for the organization as the team won the NFC West, set a franchise record for wins in the regular season (13) and earned the first postseason bye in team history.

Cardinals Under Michael Bidwill (2007-Present)

Statistic	Totals
Regular Season Record	91-80-1
Postseason Record	5-4
Overall Record	96-84-1
Regular Season Win Pct.	.532
Win Pct. – NFL Rank	12th
Avg. Wins Per Season (2007-16)	8.6
Regular Season Home Record	56-29-1
Postseason Home Record	4-0
Overall Home Record (RS+post)	60-29-1
Regular Season Home Win Pct.	.657
Home Win Pct. – NFL Rank	t-7th
Season with .500 Record or Better	7
Seasons with 9+ Wins	5
Seasons with 10+ Wins	4
Best Regular Season Record	13-3
Postseason Berths	4
Division Titles	3
Conference Championship Games	2
Super Bowl Appearances	1
Pro Bowl Selections	39
Primetime Games	24



KEIM'S SUCCESSFUL RUN AS GM

Steve Keim was promoted to General Manager on January 8, 2013 after 14 seasons in the Cardinals organization. In four-plus seasons since his promotion, the Cardinals have posted a 46-29-1 record, and Keim has developed into one of the league's most highly respected GMs.

Named the 2014 Sporting News NFL Executive of the Year in a vote of NFL coaches and team executives, Keim also earned back-to-back NFL Executive of the Year honors from the editors of Pro Football Talk (2013-14).



The teams put together by Keim during his time as GM have been some of the most successful in franchise history. In 2014 the team tied the franchise record for wins in a season (11) before setting a new mark in 2015 when the Cardinals won 13 games and earned its first-ever postseason bye.

GM STEVE KEIM - BY THE NUMBERS

- 612** Cards win percentage under Keim, tied for 7th best in the NFL since '13
- 41** Wins in Keim's 1st 4 seasons – most in any 4-year span in team history
- 50** Players – on Cards current 53-man roster – brought in by Keim
- 819** Roster moves by Cardinals during Keim's 1st 48 months as GM
- 3** Seasons AZ finished year with top-10 defense (#2 in 2016)
- 2** Seasons AZ finished year with top-10 offense (#1 in 2015)

DEALING WITH CHANGES

When he took over as GM in 2013, Keim inherited a team that won five games the previous year and assembled a roster that doubled that win total (10-6) in his inaugural season, equaling the best single-season turnaround in franchise history in a 16-game season.

Keim has worked tirelessly to build the Cardinals roster, most notably when the team has been hit hard by injuries. During his first four seasons as GM, Arizona made 819 total roster moves. That total includes a high of 227 in 2016 as the team had 32 different players combine to miss 157 games due to injury, including seven Week 1 starters who landed on IR.

So far this season, Arizona has 11 players that have landed on IR, including six of the team's Week 1 starters.

PUTTING TOGETHER AN ACCOMPLISHED ROSTER

- The rosters Keim put together over the last four years produced one of the NFL's top-10 defenses three times and one of the top-10 offenses twice. *Arizona and New England are the only two teams in the NFL that finished the past two seasons (2015-16) with both a top-10 offense and top-10 defense.*

- During Keim's tenure, Arizona has established franchise records for wins in a season (13 in 2015), points in a season (489 in 2015), led the NFL in total offense for the first time in team history (#1 in 2015) and led the NFL in sacks for the second time ever (48.0 in 2016).

MICHAEL HONORED AT MUSIAL AWARDS

On November 18, Cardinals team President **Michael Bidwill** was honored at the Musial Awards at the Peabody Opera House in St. Louis for his role in helping the local chapter of the National Football Foundation.

The St. Louis Tom Lombardo chapter of the NFF faced a shortage in funding and needed help with its signature event, an annual dinner at which it awards scholarship money to 11 area scholar-athletes and honors the top 25 high school players in the area. Bidwill responded with a check for \$10,000.

"Michael Bidwill's actions embody the goodness and decency we seek to celebrate with the Musial Awards," said Frank Viverito, president of the St. Louis Sports Commission. "This was something he certainly did not have to do and did not seek credit for. In light of everything, he sets a perfect example of what it means to be a 'good sport.'"

Held annually in St. Louis since 2005, the Musial Awards recognize the year's greatest moments of sportsmanship in North America and honor the sports figures who personify its virtues. The awards are named after Stan Musial, the legendary baseball player for the St. Louis Cardinals.

Past award recipients include Arnold Palmer, baseball hall of famers Joe Torre and Cal Ripken Jr., women's basketball star Tamika Catchings, U.S. tennis player Jack Sock, Little League World Series sensation Mo'ne Davis, sportscaster Ernie Johnson and Olympian Jackie Joyner-Kersey.

Bidwill is a member of the NFF Hall of Fame. In January of 2016, he and Arizona Governor Doug Ducey were inducted into the NFF Hall of Fame for their roles in helping shape the economic future of the state.



MR. B GOES INTO AZ SPORTS HALL OF FAME

On November 1, Cardinals owner **Bill Bidwill** joined former Coyotes captain Shane Doan, Grand Canyon basketball coach and former Phoenix Suns star Dan Marjerle, ASU Wrestler Anthony Robles and journalist Paola Boivin in being inducted into the Arizona Sports Hall of Fame as part of its 2017 class.

The Arizona Sports Hall of Fame honors athletes, coaches, administrators and others who have made significant contributions to Arizona sports.

Bidwill's association with the Cardinals began as a child ball boy and he is in his eighth different decade with the country's oldest continuously operated professional football franchise. Under Bidwill's leadership, the Cardinals have won three NFC West titles and the 2008 NFC Championship.

Long noted for his philanthropy, "Mr. B" has quietly but consistently impacted Arizona by supporting numerous local charities since the team's arrival in the desert in 1988. He also directed the formation of Cardinals Charities, the team's philanthropic arm dedicated to supporting Arizona causes.

As Cardinals owner, Bidwill has long been at the forefront in providing opportunities to individuals regardless of race or gender. In 1978, Adele Harris became the first African American female executive in the NFL when she was hired as the Cardinals director of community relations. In 1981, Bidwill hired attorney Bob Wallace, making him the first African American to handle contract negotiations for an NFL club. Arizona was also the first NFL team with an African American GM/head coach tandem (Rod Graves/Dennis Green, 2004).

"He saw men that were capable of doing the job and wanted them to be a part of his organization," WR **Larry Fitzgerald** said of Bidwill's hiring of Green and Graves in 2004, the same year Fitzgerald was drafted. "That is how it should be. He set that standard. It makes you proud because now you see the Rooney Rule and things like that, but he was one of the people that spearheaded that."



ARIANS GETS WIN #47 IN ARIZONA

The Cardinals Week 12 win over the Jaguars was the 47th victory for head coach **Bruce Arians** (including postseason). He sits alone in second place on the franchise all-time wins list.

Arians needs just three more wins to pass Ken Whisenhunt (49) as the winningest head coach in franchise history, including postseason.

Franchise History – Wins by Head Coach

Rnk	Coach (Years)	Wins
1	Ken Whisenhunt (2007-12)	49
2	Bruce Arians (2013-17)	47
3	Don Coryell (1973-77)	42
4	Jim Hanifan (1980-85)	39
5t	Charley Winner (1966-70)	35
5t	Jimmy Conzelman (1940-42, 46-48)	35



Arizona has a 20-20 record on the road under Arians, including postseason. His 20 wins are the highest total in team history.

Franchise Record – Road Wins By Head Coach

Rnk	Coach	Wins
1	Bruce Arians	20
2t	Don Coryell	19
2t	Jimmy Conzelman	19
4	Jim Hanifan	18
5	Wally Lemm	16

ARIANS IN 88 GAMES AS HEAD COACH

Arians is 17 games over .500 as the Cardinals head coach (46-29-1) in the regular season. Including his 9-3 record as an interim head coach with Indy in 2012, he is 23 games over .500 as an NFL head coach (55-32-1). Among active head coaches, only Bill Belichick (70), Pete Carroll (62) and Mike Tomlin (56) have more wins than Arians (55) in his last 88 games.

NFL Head Coaches In Their Last 88 Games

W-L	Coach (Team)
70-18	Bill Belichick (New England)
62-25-1	Pete Carroll (Seattle)
56-32-0	Mike Tomlin (Pittsburgh)
55-32-1	Bruce Arians (Arizona/Indianapolis)
55-32-1	Mike McCarthy (Green Bay)
54-33-1	Ron Rivera (Carolina)
51-35-2	Marvin Lewis (Cincinnati)
50-38	Andy Reid (Kansas City/Philadelphia)

Below is a breakdown of Arians' regular season record as a head coach:

Arians as an NFL Head Coach

Team (Year)	W-L	Pct
Indianapolis (2012)	9-3	.750
Arizona (2013)	10-6	.625
Arizona (2014)	11-5	.688
Arizona (2015)	13-3	.813
Arizona (2016)	7-8-1	.469
Arizona (2017)	5-7	.417

IN THE ARIANS ERA

Below is a breakdown of the Cardinals regular season win-loss record during **Bruce Arians'** tenure at the helm:

Statistic	W-L
Record	46-29-1
At Home	26-11-1
On the Road	20-18
Primetime Games	9-5-1
Indoors	26-14-1
Outdoors	20-15
On Natural Grass	37-20-1
Vs. NFC	33-23-1
Vs. AFC	13-6
When Winning Turnover Battle	27-2
When Scored First	30-10-1
When Opp. Scores First	16-19
Out-Rush Opponent	37-5-1
Cardinals Have 100-Yard Rusher	11-1-1
Scoring 20 Points or More	37-14
Allowing 20 Points or Fewer	35-3-1
Scoring 30 Points or More	20-1
Led at Halftime	29-4-1
Led After 3rd Quarter	37-5-1
Won the Coin Toss	26-16
Lost the Coin Toss	20-13-1
September	10-6
October	11-9-1
November	13-6
December	11-7
January	1-1

CARDS UNDER ARIANS

- His 41 wins between 2013-16 were more than any head coach in Cardinals history through any four-year span and only four teams – New England (50), Denver (46), Seattle (45) and Kansas City (43) – had more wins than Arizona in that span.

- In 2014, became just the second coach in franchise history (Don Coryell, 1974) to be named the *Associated Press* Coach of the Year.

- In 2015, Arians led the Cards to their first division title since 2009, their first-ever postseason bye and their second-ever appearance in the NFC Championship Game.

- Under Arians, the Cardinals tied the then-franchise record with 11 wins in 2014 before establishing a new franchise record for wins (13) in 2015.

- In 2015, the Cardinals established a new franchise single-season record with seven road wins. In 2014, Arizona finished the regular season with a 7-1 record at home, the most home wins for the franchise in a season since 1925 (11).

- In the previous two seasons (2015-16) the Cardinals posted the #1 (489 in 2015) and #4 (418 in 2016) single-season point totals in franchise history.

- In 2015, the Cardinals posted the #1 offense in the NFL for the first time in franchise history. Arizona has ranked in the top-10 in both offense and defense in each of the last two seasons.

TWO-TIME COACH OF THE YEAR

Bruce Arians was named the *Associated Press* 2014 NFL Coach of the Year after leading the Cardinals to an 11-5 record and a postseason berth.

It marked the second time in three years Arians was awarded NFL Coach of the Year honors (Indianapolis, 2012). He became the first coach in NFL history to be named Coach of the Year multiple times in a three-year span with multiple teams.

Arians is one of 12 coaches in NFL history to win the award multiple times and the sixth to be honored with multiple teams. He is also one of just six coaches in NFL history to earn AP Coach of the Year honors twice in a three-year span.

Multiple Coach of the Year Award Winners

COY	Coach (Teams and Years)
4	Don Shula (1972 Miami, 1968, 1967*, 1964 Baltimore)
3	Bill Belichick (2010, 2007, 2003 New England)
3	Chuck Knox (1984 Seattle, 1980 Buffalo, 1973 LA Rams)
2	Bruce Arians (2014 Arizona, 2012 Indianapolis)
2	Ron Rivera (2015, 2013 Carolina)
2	Dan Reeves (1998 Atlanta, 1993 NY Giants)
2	Bill Parcells (1994 New England, 1986 NY Giants)
2	Mike Ditka (1988, 1985 Chicago)
2	Joe Gibbs (1983, 1982 Washington)
2	George Allen (1971 Washington, 1967* LA Rams)
2	George Halas (1965, 1963 Chicago)
2	Allie Sherman (1962, 1961 NY Giants)

*1967 co-winners Shula and Allen
+Coaches in bold have won with multiple teams

In 2012, Arians was named NFL Coach of the Year after serving 12 games as the Colts interim head coach while Chuck Pagano was treated for leukemia. He led the Colts to a 9-3 record and a playoff berth while tying the NFL record for the most wins ever by an interim coach.

NFC coaches, including four straight by Arians and Panthers Ron Rivera (2012-15), have combined to win the last six AP Coach of the Year awards.

Recent AP NFL Coach of the Year Winners

Year	Coach (Team)
2016	Jason Garrett (Dallas)
2015	Ron Rivera (Carolina)
2014	Bruce Arians (Arizona)
2013	Ron Rivera (Carolina)
2012	Bruce Arians (Indianapolis)
2011	Jim Harbaugh (San Francisco)
2010	Bill Belichick (New England)

WINS BY DIVISION UNDER BA

The Cardinals have a 6-1 record against the AFC South and a 31-16 record against teams outside the division under Arians.

Cardinals Divisional Records Under Arians

Division	W-L	Division	W-L
NFC West	15-13-1	AFC West	3-1
NFC East	6-3	AFC East	1-3
NFC North	6-2	AFC North	3-1
NFC South	6-5	AFC South	6-1

This week, the Cardinals welcome the Titans to University of Phoenix Stadium for the first time. Arians is 3-0 against Tennessee (including his time as the Colts interim head coach) and led the Cardinals to a 37-34 overtime victory against the Titans in Week 15 of the 2013 season.

A PRO BOWL TALENT

In 2016, CB **Patrick Peterson** earned his sixth Pro Bowl selection – fifth at cornerback (Kick Returner, 2011; Cornerback, 2012-16). In 2015, he was also named first-team All-Pro at corner for the second time in his career (2013, '15).

Peterson joins RBs Jim Brown, Barry Sanders and Emmitt Smith as the only players in NFL history to be chosen to six Pro Bowls before their 27th birthday. He is the only defensive player in NFL history to earn that distinction.

Six Pro Bowls Before the Age of 27 – NFL History

Player	Pro Bowls	Team
CB Patrick Peterson	6, 2011-16	Arizona
RB Jim Brown	6, 1957-62	Cleveland
RB Emmitt Smith	6, 1990-95	Dallas
RB Barry Sanders	6, 1989-94	Detroit



21 GETS INTERCEPTION #21

"By far just one of the best in the game, hands down. He's going to follow you from your house to his house, from the sideline to the cricket field and back."

- NY Giants All-Pro WR Odell Beckham, Jr. on CB Patrick Peterson

"I think Patrick Peterson definitely is my number one corner in my book. You know if you're playing the Cardinals and if you're the best receiver on your team, you know 21 is going to be lining up across from you."

- Steelers All-Pro WR Antonio Brown

The Cardinals selected CB **Patrick Peterson** with the fifth overall pick in the 2011 NFL Draft, and in his first six NFL seasons, he earned six Pro Bowl selections and was named first-team All-Pro three times. He has proven to be one of the most unique talents in NFL history. His most important role has been as a shutdown CB in the Arizona secondary.

In Week 12 at Houston against one of the NFL's top WRs in DeAndre Hopkins, Peterson recorded his 21st career INT. That is tied for fourth in the NFL among active players dating back to his rookie season in 2011.

Active NFL Leaders – Interceptions (2011-17)

Rnk	Player (Team)	INTs
1	Richard Sherman (Sea)	32
2	Reggie Nelson (Cin/Oak)	26
3	Eric Weddle (SD/Bal)	22
4t	Patrick Peterson (AZ)	21
4t	Glover Quin (Hou/Det)	21

Only eight players in franchise history have more INTs than Peterson.

Franchise Career Interception Leaders

Rnk	Player (Years)	INTs
1	Larry Wilson (1960-72)+	52
2	Aeneas Williams (1991-2000)+	46
3	Roger Wehrli (1969-82)+	40
4	Night Train Lane (1954-59)+	30
5	Pat Fischer (1961-67)	29
6	Adrian Wilson (2001-12)	27
7	Kwamie Lassiter (1995-2002)	24
8	Norm Thompson (1971-76)	22
9t	Patrick Peterson (2011-)	21
9t	Jerry Davis (1948-51)	21
9t	Ray Ramsey (1950-53)	21

+Hall of Fame Inductee



PETERSON AT 108 IN A ROW

Peterson appeared in his 100th career game in Week 4 vs. San Francisco and his 108th career game (all starts) last week vs. the Rams. He has never missed a game in his career and among NFL DBs only Ravens CB Brandon Carr (156) and Lions S Glover Quin (128) have longer active starts streaks than Peterson (108).

Consecutive Starts by DB (Active)

Rnk	Player (Team)	Gms
1	CB Brandon Carr (Bal)	156
2	S Glover Quin (Det)	128
3	CB Patrick Peterson (AZ)	108
4	S Reggie Nelson (Oak)	72
5	S Malcolm Jenkins (Phi)	67

According to the Elias Sports Bureau, Peterson became the first Cardinals player since at least the 1970 NFL-AFL merger to start 100+ consecutive games to begin his career.

BETHEA'S PRODUCTIVE SEASON

S **Antoine Bethea** had an INT of Bucs QB Ryan Fitzpatrick in the third quarter in Week 6, giving him an INT in three consecutive games for the first time in his 12-year career.

Bethea became the first Cardinals player with an INT in three consecutive games since CB Patrick Peterson had one in four straight games during the 2012 season.

Bethea's INT vs. the Bucs was the 22nd of his career. He is one of just seven active safeties with at least 20 career INTs.

NFL Leaders – INTs by Safety (Active)

Rnk	Player (Team)	INT
1	Reggie Nelson (Oak)	35
2	Eric Weddle (Bal)	28
3	Mike Adams (Car)	27
4t	Jairus Byrd (Car)	25
4t	Earl Thomas (Sea)	25
6	Glover Quin (Det)	24
7	Antoine Bethea (AZ)	22

Through 12 games this season, Bethea has 49 tackles, a sack, a team-high three INTs and four passes defended, a QB pressure and a QB hit.

NFL's Leading Tackler Among Defensive Backs

In 174 career games (166 starts), Bethea has totaled 1,092 tackles according to Stats INC., which leads all active DBs and ranks fifth overall.

Active NFL Leaders – Tackles (by DBs)

Rnk	Player (Team)	Tackles
1	Antoine Bethea (Ind/SF/AZ)	1,092
2	Eric Weddle (SD/Bal)	954
3	Terence Newman (Dal/Cin/Min)	866
4	DeAngelo Hall (Atl/Was)	809
5	Mike Adams (SF/Cle/Den/Ind)	772

1,000 Tackles and 20 INTs - Only Cardinals in the Club

There are only two active players in the NFL that have 1,000+ tackles and 20+ INTs in their career and both play for Arizona. Bethea has 1,092 tackles and 22 INTs while Karlos Dansby has 1,386 tackles and 20 INTs.



ANOTHER CLUTCH OUTING FOR #32

With the game tied 24-24 with under four minutes remaining in regulation vs. the Jaguars in Week 12, Jacksonville intercepted a Cardinals pass and began a drive near midfield. After the Jaguars reached the AZ 38-yard line with under three minutes remaining, S **Tyrann Mathieu** made the biggest defensive play of the game, intercepting Jags QB Blake Bortles and ending Jacksonville's scoring opportunity.

Mathieu's final line was four tackles, a season-high three passes defended, an INT and a tackle for loss. He became the first Cardinals player since Adrian Wilson on 12/14/09 at San Francisco to post at least three passes defended, an INT and a tackle for loss in a game.

Through 12 games, Mathieu has 57 tackles, six tackles for loss, two INTs, a sack, four passes defended and a forced fumble.

He is one of just six players in the NFL – and one of only two safeties – who have 50+ tackles, 5+ tackles for loss, 2+ INTs and a sack this season.

NFL Players with 50+ Tackles/2+ INTs/5+ TFL/1+ Sack (2017)

Rnk	Player (Team)	Tackle	INT	TFL	Sack
1	LB Bobby Wagner (Sea)	113	2	12	1.5
2	LB C.J. Mosley (Bal)	101	2	8	1.0
3	LB Telvin Smith (Jax)	83	3	11	1.0
4	LB Mark Barron (LAR)	78	3	5	1.0
5	S Harrison Smith (Min)	62	3	5	1.5
6	S Tyrann Mathieu (AZ)	57	2	6	1.0

The Cardinals third-round pick (69th overall) in the 2013 NFL Draft, Mathieu has developed into one of the NFL's top defenders.


He has appeared in 62 games (53 starts) in his career, totaling 284 tackles, 4.0 sacks, 11 INTs (1 returned for TD), 43 passes defended, a fumble recovery and four forced fumbles in his career.

MATHIEU'S OT INTERCEPTION IN WEEK 2

In the Cardinals Week 2 victory against the Colts, Mathieu picked off Colts QB Jacoby Brissett on the Colts' first offensive play of the overtime period. Mathieu's INT was the fifth overtime INT for the Cardinals dating back to 1988, and Arizona has won all five of those games.

Cardinals in Arizona (1988-2017) – OT Interceptions

Player	Opponent	Outcome
Tyrann Mathieu	@ Ind (9/17/2017)	W, 16-13
Antoine Cason	@ Ten (12/15/2013)	W, 37-34
Kerry Rhodes	vs. Mia (9/30/2012)	W, 24-21
Lorenzo Lynch	vs. Sea (10/29/1995)	W, 20-14
Terry Hoage	@ Was (10/16/1994)	W, 19-16



BUDDA'S FIRST START A MEMORABLE ONE

Making his first career start in Week 11 at Houston, rookie S **Budda Baker** – the team's 2nd round selection (36th overall) in the 2017 NFL Draft - finished the game with 12 tackles, a sack, a tackle for loss, two forced fumbles, a fumble recovery, a pass defended and a QB hit against the Texans. He also added a tackle on special teams.

Baker's Rare Performance

It is pretty rare for an NFL player to record at least 10 tackles, a sack and two forced fumbles in a game. Below are a few notes on the performance:

• According to STATS, Inc., Baker became the first Arizona player ever to accomplish the feat.

• He is just the second player in the last six seasons (2012-17) to do so. Current Redskins LB Zach Brown did it last season with the Bills on 10/2/16.

• Baker became the first rookie to accomplish the feat since Dolphins LB Derrick Rodgers on 8/31/97 vs. Indy. Rodgers was taken 32nd overall by the Dolphins that year out of Arizona State.



A SOLID ROOKIE SEASON IN THE WORKS

Despite having started only three games this season, Baker has recorded 36 tackles, two tackles for loss, a sack, four passes defended, two forced fumbles, a fumble recovery and two QB hits in 12 games played this season.

AMONG NFL LEADERS ON SPECIAL TEAMS

Baker has 15 total special teams tackles in 2017. That is the second-highest total in the NFL. Baker's 12 solo special teams tackles lead the league.

NFL Leaders – Special Teams Tackles (2017)

Rnk	Player (Team)	STT
1	LB Nick Dzubnar (LAC)	16
2	S Budda Baker (AZ)	15
3t	RB Derrick Coleman (Atl)	12
3t	RB Austin Ekeler (LAC)	12
3t	S Clayton Fejedelem (Cin)	12


DANSBY IN ELITE COMPANY

Two days after celebrating his 36th birthday, LB **Karlos Dansby** made history when he intercepted a C.J. Beathard pass in the fourth quarter of Arizona's Week 9 win over San Francisco.

It was the 20th INT of his career, and combined with his 43.0 career sacks he became just the fifth player in NFL history with 40+ sacks and 20+ INTs in their career.

NFL History – Players with 40+ Sacks/20+ INTs

Player (Years)	Sacks	INT
LB Seth Joyner (1986-98)	52.0	24
LB Ray Lewis (1996-2012)	41.5	31
LB Wilber Marshall (1984-95)	45.0	23
LB Brian Urlacher (2000-12)	41.5	22
LB Karlos Dansby (2004-)	43.0	20



DANSBY NAMED NFC DEFENSIVE PLAYER OF THE WEEK

Dansby was named the "NFC Defensive Player of the Week" for his historic performance against the 49ers in Week 9.

It is the second career "Defensive Player of the Week" selection for Dansby, who last won the award 10 years ago as a member of the Cardinals in Week 10 of the 2007 season. That is the longest span in team history between being named "Player of the Week."

Dansby finished the game with seven tackles, a sack, an INT, a tackle for loss, two QB hits and two passes defended. It was the fifth time in his career that he had a sack and an INT in the same game. Only five players in NFL history have more such games: Seth Joyner (9), Wilber Marshall (7), Lawrence Taylor (7), Richard Dent (6) and Mike Merriweather (6).

NFL'S LEADING TACKLER BACK IN AZ

When the Cardinals signed **Dansby**, their 2004 second-round draft pick (33rd overall), to a one-year deal on March 10, he became the first player in franchise history to have three separate stints with the team – 2004-09 and 2013 before returning in 2017.

Now in his eighth season as a Cardinal, Dansby has totaled 838 tackles, 33.0 sacks, 15 INTs (four returned for TDs), 13 forced fumbles and 11 fumble recoveries in 118 games (110 starts) with the team.

According to Stats, INC., no active NFL player has more tackles than Dansby, who has totaled 1,386 in 208 games (189 starts) throughout his 13+ year career.



Active NFL Leaders – Total Tackles

Rnk	Player (Team)	Tackles
1	Karlos Dansby (Ari/Mia/Cle/Cin)	1,386
2	Paul Posluszny (Buf/Jax)	1,194
3	Derrick Johnson (KC)	1,135
4	David Harris (NYJ/NE)	1,099
5	Antoine Bethea (Ind/SF/Ari)	1,092

TRAMON AMONG ACTIVE INT LEADERS

CB **Tramon Williams** recorded his first INT of the season when he picked off a Ryan Fitzpatrick pass intended for WR Mike Evans midway through the fourth quarter of the Cardinals Week 6 victory over Tampa Bay.

A former rookie free agent who originally entered the league in 2006, Williams ranks seventh among active NFL defenders with 31 career INTs.

Active NFL Leaders – Career Interceptions

Rnk	Player (1st NFL Season)	INTs
1	DeAngelo Hall (2004)	43
2	Terence Newman (2003)	41
3	Reggie Nelson (2007)	35
4	Aqib Talib (2008)	34
5t	Brent Grimes (2007)	32
5t	Richard Sherman (2011)	32
7	Tramon Williams (2007)	31

Williams has played in 163 games (127 starts), totaling 31 INTs, 592 tackles (480 solo), 160 passes defended, 4.5 sacks, nine fumble recoveries and five forced fumbles in his career.



MISSING BUC IN THE LINEUP

Having **LB Deone Bucannon** - the team's leading tackler the last two seasons - on the field makes a huge difference. Bucannon, who missed the first three games this season due to offseason ankle surgery, had 60 tackles, an INT and a forced fumble in his first seven games back in the lineup.


He was injured again in Week 12 vs. Jacksonville and missed last week's game against the Rams.

Bucannon made his initial return to action in Week 4 vs. San Francisco. In limited action he posted a tackle and a pass defended. In the next six games however, he had 59 tackles, four tackle for loss, an INT and a QB pressure.

When the Cardinals selected Bucannon in the first round (27th overall) of the 2014 NFL Draft, he became just the second safety ever selected by the team in the first round - and first since 1978.

However, Bucannon played just one season at safety for the Cardinals. As a rookie in 2014, he was named the PFWA's All-Rookie team at safety after recording 75 tackles, 2.0 sacks, a forced fumble and a fumble recovery.

Bucannon displayed such a unique skill set as a rookie - with his ability to play inside the box - that the Cardinals created an entirely new position for their valuable defender: the dollar linebacker.



CARDS CAN SCORE ON DEFENSE

In the season opener at Detroit in Week 1, CB **Justin Bethel** intercepted a Matthew Stafford pass in the first quarter and returned it 82 yards for a TD. It was Bethel's second INT return TD in as many games (66-yard INT return at LA Rams in 2016 finale).

Dating back to 2013, the Cardinals have 19 total defensive TDs (14 INT returns, 5 Fumble Returns). Only Kansas City (21) has more during that span.

NFL Team Leaders - Defensive TDs (2013-17)

Rnk	Team	Touchdowns (Type)
1	Kansas City	21 (14 INT, 7 Fumble)
2	Arizona	19 (14 INT, 5 Fumble)
3	Denver	17 (12 INT, 5 Fumble)
4t	Tampa Bay	16 (12 INT, 4 Fumble)
4t	Philadelphia	16 (10 INT, 6 Fumble)



RETURNING FOR BETTCHER

Under defensive coordinator **James Bettcher** (2015-17), the Cardinals defense has posted 10 total TDs (7 INT, 3 FR). Only Kansas City (13) and Denver (12) have more defensive TDs over that span.

NFL Leaders - Defensive TDs (2015-17)

Rnk	Team	Touchdowns (Type)
1	Kansas City	13 (8 INT, 5 Fumble)
2	Denver	12 (9 INT, 3 Fumble)
3t	Arizona	10 (7 INT, 3 Fumble)
3t	Philadelphia	10 (7 INT, 3 Fumble)
3t	Tampa Bay	10 (6 INT, 4 Fumble)

DAWSON'S HIGH-SCORING CAREER

K **Phil Dawson** scored a season-high 13 points on four FGs and a PAT in the Week 12 win over Jacksonville. With 1,771 career points, he ranks 11th on the NFL's all-time scoring list and needs 29 points to pass K Sebastian Janikowski (1,799) for 10th.

Dawson's Week 6 performance against the Buccaneers (8 points – 5 PATs, 1 FG) was his fourth move up the NFL's all-time scoring list this season. In Week 1 at Detroit, Dawson passed Hall of Fame K Jan Stenerud (1,699) for 14th place. In Week 2 at Indy he passed Nick Lowery (1,711) for 13th place with his OT game-winner, and in Week 4 vs. San Francisco he passed K David Akers (1,721) for 12th place.

NFL's All-Time Scoring Leaders (Career)	Points	Points to Pass
1 Morten Andersen#	2,544	773
2 Adam Vinatieri*	2,461	691
3 Gary Anderson	2,434	664
4 Jason Hanson	2,150	380
5 John Carney	2,062	292
6 Matt Stover	2,004	234
7 George Blanda#	2,002	232
8 Jason Elam	1,983	213
9 John Kasay	1,970	200
10 Sebastian Janikowski+	1,799	29
11 Phil Dawson*	1,771	-
12 Norm Johnson	1,736	-
13 David Akers	1,721	-
14 Nick Lowery	1,711	-
15 Jan Stenerud#	1,699	-



#Hall of Fame Inductee *Active Player +Active Player on IR

Dawson has made 422 career FGs, which is the 9th-highest total in NFL history.

NFL's All-Time FGs Made Leaders (Career)	FGs	FGs to Pass
1 Morten Andersen#	565	144
2 Adam Vinatieri*	552	131
3 Gary Anderson	538	117
4 Jason Hanson	495	74
5 John Carney	478	57
6 Matt Stover	471	50
7 John Kasay	461	40
8 Jason Elam	436	17
9 Phil Dawson*	422	-
10 Sebastian Janikowski+	414	-

#Hall of Fame Inductee *Active Player +Active Player on IR

PHIL FROM 50+

After connecting from 57 yards (career long) in Week 12 and 54 yards in Week 13, Dawson ranks fifth in NFL history with 41 FGs from 50+ yards. He has converted 70.7 percent of his 50+ yard FGAs (41-of-58), which is the sixth-best mark in league history.

Most FGs of 50+ Yards – NFL History

Rnk	Player (Seasons)	50+ Yd. FGs	Pct.
1	Sebastian Janikowski (2000-)+	55	55.0
2	Jason Hanson (1992-2012)	52	55.9
3	Matt Prater (2007-)*	43	78.2
4	John Kasay (1991-2011)	42	50.6
5	Phil Dawson (1999-)*	41	70.7
6	Morten Andersen (1982-2007)	40	47.6


*Active Player +Active Player on IR

ONE OF THE BEST IN THE GAME

The Cards sixth-round selection (177th overall) in the 2012 NFL Draft, CB **Justin Bethel** was named to the Pro Bowl as a special teamer three consecutive seasons (2013-15).

Bethel joins current Cardinals radio analyst Ron Wolfley (1986-89) as the only players in team history with multiple Pro Bowl selections on special teams.

Now in his sixth NFL season (and a Pro Bowl alternate in 2016), Bethel has registered 85 special teams tackles, three blocked FGs, a blocked PAT, four forced fumbles and two fumble recoveries on special teams.



Bethel Scores Without Offense

Bethel scored the fourth TD of his career at Detroit in Week 1, returning his third INT for a TD in as many seasons when he stepped in front of a Matthew Stafford pass and returned it 82 yards for a TD.

Bethel's four career TDs consist of three INT returns and a blocked FG return. His four TDs have covered a total of 251 yards (62.8-yard avg.).

Bethel's Career Touchdowns

Type	Opponent	Distance
INT return	9/10/17 @ Detroit	82 yards
INT return	1/1/17 @ LA Rams	66 yards
INT return	9/27/15 vs. San Francisco	21 yards
Blocked FG return	12/23ON/12 vs. Chicago	82 yards

DAWSON SEALS IT WITH A CAREER KICK

K **Phil Dawson** made all four FG attempts (32, 42, 48 and 57 yards) and his lone PAT in the Cardinals victory over the Jaguars in Week 12. His biggest kick was a 57-yard FG with 0:01 remaining in regulation that gave Arizona the three-point victory.

The 42-year old Dawson entered the contest having played in 289 career games, with 497 career FG attempts. He had never made one as long as his 57-yard game-winner against the Jaguars.

In addition to being the longest FG of his career, Dawson's 57-yarder was the longest game-winning FG in Cardinals history. It marks the third-longest FG in franchise history overall.



Franchise Record - Longest Field Goals

Rnk	Player	Dist	Opponent
1	Jay Feely	61	10/14/12 vs. Buffalo
2	Chandler Catanzaro	60	9/25/16 at Buffalo
3	Phil Dawson	57	11/26/17 vs. Jacksonville
4	Chandler Catanzaro	56	12/11/16 @ Miami
4t	Jay Feely	55	12/12/10 vs. Denver
4t	Neil Rackers	55	10/24/04 vs. Seattle (2x)
4t	Greg Davis	55	9/17/95 at Detroit
4t	Greg Davis	55	12/19/93 at Seattle

The performance earned Dawson NFC Special Teams Player of the Week honors.

The 57-yarder vs. Jacksonville FG was the 19th game-winning kick of Dawson's career (including postseason), and second with Arizona. He had a 30-yard FG in OT to beat the Colts in Week 2 earlier this season.

The game against the Jaguars was the 19th time in his career that Dawson has made four FGs in a game.

LEE AMONG THE BEST THERE IS

Just prior to the season opener, the Cardinals signed P **Andy Lee** to a two-year deal, bringing in a three-time Pro Bowler who is in his 14th NFL season in 2017. Through 12 games, Lee has punted 64 times for 2,990 yards, an average of 46.7 yards per punt. Should that average hold, it would be the second-highest season average in team history behind only Ben Graham (47.0 in 2009).

In Week 11 at Houston, Lee matched a single-game franchise record with a career-high six punts downed inside the 20-yard line, and in Week 12 against the Jaguars, he dropped four of his six punts inside the 20. His 16 punts inside the 20-yard line since Week 9 lead the NFL in that span.

NFL Leaders - Single Game Punts Inside the 20 (2017)

Rnk	Player (Team)	In20	Opponent
1	Matt Haack (Mia)	7	12/3/17 vs. Denver
2t	Andy Lee (AZ)	6	11/19/17 @ Houston
2t	Kevin Huber (Cin)	6	9/14/17 vs. Houston
4t	Matt Haack (Mia)	5	10/8/17 vs. Tennessee
4t	Johnny Hekker (LAR)	5	9/10/17 vs. Indianapolis
4t	Sam Koch (Bal)	5	11/19/17 @ Green Bay
4t	Sam Koch (Bal)	5	11/27/17 vs. Houston
4t	Shane Lechler (Hou)	5	11/5/17 vs. Indianapolis
4t	Brad Nortman (Jax)	5	10/1/17 @ NY Jets
4t	Jon Ryan (Sea)	5	10/22/17 @ NY Giants

Lee has appeared in 213 games with 1,111 punts for 51,497 yards (46.4-yard avg.) and has a 39.5 net average and 366 punts landed inside the 20-yard line.

Lee has finished in the top 10 in the NFL in gross average in 10 of his 13 career seasons, and he ranks eighth in NFL history in gross punting average (46.4 yards).

NFL History – Highest Career Gross Punting Average

Rnk	Player (Seasons)	Avg.
1	Shane Lechler*	47.5
2	Thomas Morstead*	47.1
3	Marquette King*	47.0
4	Johnny Hekker*	47.0
5	Sam Martin*	46.7
6	Brandon Fields	46.7
7	Pat McAfee	46.4
8	Andy Lee*	46.4
9	Bryan Anger*	46.3
10	Tress Way*	46.0

*Active Player

Lee ranks eighth in NFL history for punts inside the 20 (366).



NFL History - Punts Inside the 20-Yard Line

Rnk	Player (Seasons)	In20
1	Jeff Feagles	554
2	Shane Lechler*	461
3	Brad Maynard	439
4	Dustin Colquitt*	415
5	Craig Hentrich	399
6	Sean Landeta	381
7	Matt Turk	373
8	Andy Lee*	366
9	Donnie Jones*	358
10	Sam Koch*	348

*Active Player

CARDINALS PLAYER NOTES – OFFENSE

Quarterbacks

QB Matt Barkley – Rejoined the Cardinals in Week 11 after playing a career-high seven games (six starts) and setting career bests in all passing categories with 1,611 yards and eight TDs on 129-of-216 passing with the Bears in 2016. Served as the Cardinals No. 3 QB during the 2015 season.

QB Blaine Gabbert – Arizona became the NFL's first team to start three QBs in 2017 when Gabbert made his Cardinals debut against the Texans in Week 11. Has completed 62-of-104 passes for 719 yards, six TDs, five INTs and a 79.8 passer rating in three starts this season. Totaled 7,351 yards and 38 TDs on 686-of-1,226 passing in 43 games (40 starts) with the Jacksonville Jaguars (2011-13) and San Francisco 49ers (2014-16) before joining the Cardinals.

QB Drew Stanton – Has a 9-6 record as a starting QB in the NFL, including a 7-4 mark with Arizona. Stanton has won four of his last five starts with the Cardinals, throwing for 946 yards, six TDs and one INT on 77-of-155 passing in those games.

Running Backs

RB Bronson Hill – Spent time with the Bills, Bears, Dolphins, Saints, Bengals, Jaguars and Vikings before signing with the Cardinals.

RB D.J. Foster – Arizona State product has 73 scrimmage yards (nine rushing and 64 receiving) in three games for the Cardinals. Two-time All-Pac-12 honoree became the fifth NCAA Division I player to rush and receive for more than 2,000 yards.

RB Elijah Penny – Scored his first NFL TD on a one-yard run last week against the Rams, his first TD since scoring two in his last college game against Texas State (11/28/15). Spent the 2016 season on the Cardinals practice squad after signing with the club as a rookie free agent out of Idaho. Has eight special teams tackles in 12 games on the season.

RB Adrian Peterson – Ranks 12th in NFL history with 12,276 rushing yards and reached the 12,000-yard mark in the fourth-fewest games (130) in NFL history – Jim Brown (115), Eric Dickerson (118) and Barry Sanders (125). His next rushing TD will make him the ninth player in NFL history to reach 100, and he needs just 37 rushing yards to pass HOF RBs Jim Brown (12,312) and Marshall Faulk (12,279) for 10th place in NFL history.

RB Kerwynn Williams – Played with broken ribs to make his second-career start last week against the Rams and ran for 97 yards on 16 carries (6.1-yard average). Has 21 punt returns for 137 yards and 16 kickoff returns for 326 yards this season, which are all career highs. In 33 games (two starts) as a Cardinal, Williams has 711 yards on 142 carries (5.0-yard average) and 91 yards on 11 receptions.

Wide Receivers

WR Carlton Agudosi – Rutgers product signed with the Cardinals as a rookie free agent after collecting 35 receptions for 513 yards (14.7 yard avg.) and two TDs in 45 games for the Scarlet Knights.

WR Jaron Brown – Has career highs in every receiving category this season: 25 receptions for 401 yards, a 52-yard long gain and three TDs. Beat the Jaguars No. 1 pass defense for a critical 52-yard TD reception to regain the lead during the Cardinals Week 12 win.

WR John Brown – Notched his 16th career TD reception in the Week 6 win over the Buccaneers and secured a season-long 52-yard reception on the game's first play from scrimmage in the Week 9 win over San Francisco. Pittsburg State product endured a year that included sickle cell trait diagnosis and a spine cyst in 2016 after becoming the 13th player in franchise history with a 1,000-yard receiving season in 2015.

WR Larry Fitzgerald – Leads the NFC with 82 receptions and is on pace to become the first player in NFL history to record 100+ catches and 1,000+ receiving yards in a season he began at age 34. Became the fastest player in NFL history to reach 1,200 receptions (214 games) and just the third player ever to reach the milestone – Jerry Rice (221 games) and Tony Gonzalez (247 games). Needs 26 yards to pass Randy Moss for third on the NFL's all-time receiving yards chart. Joins Rice (13) as the only wide receivers in NFL history to be selected to the Pro Bowl at least 10 times.

WR Brittan Golden – West Texas A&M product hauled in a career-high three receptions for 20 yards against the Rams in Week 7. Has 18 receptions for 293 yards and one TD and 15 special teams tackles in 42 games (one start).

WR J.J. Nelson – 2015 fifth-round pick has 70 receptions for 1,285 yard and 10 TDs in 38 games (11 starts) for the Cardinals, and his 18.4-yards-per-catch average during his career is the NFL's best since he entered the league (minimum 40 receptions).

WR Chad Williams – Cardinals third-round pick (98th overall) became the first Grambling State player selected since 2006 after totaling 210 receptions for 3,062 yards and 28 TDs in 47 games. Has three receptions for 31 yards in four appearances this season.

Tight Ends

TE Jermaine Gresham – Two-time Pro Bowler agreed to a four-year contract in March after leading the Cardinals TEs with 37 catches for 391 yards and two TDs in 2016. Had TD catches in consecutive games (Weeks 9-10) for the sixth time in his career and has 27 catches for 267 yards and two TDs this season.

TE Troy Niklas – Caught his third career TD pass in the Week 6 win over the Buccaneers. Cardinals second-round pick (52nd overall) has 15 receptions for 155 yards and three TDs in 38 career games (15 starts).

TE Ricky Seals-Jones – Became the third rookie TE in franchise history with at least three TD receptions in a season – Robert Awalt (6 in 1987) and Doug Marsh (4 in 1980). Only three first round draft picks – Evan Engram (NYG), O.J. Howard (TB) and David Njoku (Cle) – have more TD receptions than Seals-Jones among rookie TEs. Cousin is Pro Football Hall of Fame RB Eric Dickerson.

Offensive Line

G/C Evan Boehm – Fourth-round pick from Missouri has played 27 games (six starts) in his first two seasons with the Cardinals. Reported as an eligible receiver and lineup as a fullback on Elijah Penny's one-yard TD against the Rams in Week 13.

G Alex Boone – Played in 91 games (73 starts) for San Francisco (2010-15) and Minnesota (2016) after entering the league as a rookie free agent with the 49ers in 2009. Started at LG for an offensive line that helped Kerwynn Williams gain 97 yards on 16 carries (6.1-yard average) against the Rams in Week 13.

G/T Will Holden – Arizona's first selection in the fifth round (157th overall) of the 2017 NFL Draft, appeared in 48 games for Vanderbilt, starting the final 35 games at tackle. Started at TE in his NFL debut in Week 2 against the Colts and at LG in Week 4 against the 49ers.

C A.Q. Shipley – Has played every offensive snap at center this season. Started all 16 games in 2016, the only Cardinals O-lineman to start every game last year. Started at center for an offensive line that helped Kerwynn Williams gain 97 yards on 16 carries (6.1-yard average) against the Rams in Week 13.

C Max Tuerk – Joined the Cardinals off the Chargers practice squad in Week 10. USC product started 38 games (18 at center, 14 at LG, five at LT and one at RT) for the Trojans, garnering consensus first-team All-Pac-12 accolades as a junior in 2014. Inactive for all 16 games with the Chargers last year.

T Jared Veldheer – Returned to LT – where he has started 90 NFL games – after D.J. Humphries was lost for the season to a knee injury in Week 10. Started first 43 games as a member of the Cardinals at LT (40 regular season; 3 postseason) until he was placed on injured reserve with triceps injury in 2016. Started at LT for an offensive line that helped Kerwynn Williams gain 97 yards on 16 carries (6.1-yard average) against the Rams in Week 13.

T/G Earl Watford – Arizona's fourth-round pick (116th overall) in 2013 has played 42 games (20 starts) for the Cardinals, including one playoff appearance. The offensive line has allowed 18 sacks in his eight starts compared to 17 in the four games prior to his arrival.

T/G John Wetzel – Has played in all 12 games (six starts) this season after seeing action in all 16 games with eight starts at three different positions (five at LT, two at RG, one at RT) in 2016. Took over as starting RT for Jared Veldheer, who moved to LT after D.J. Humphries suffered a season-ending injury.

CARDINALS PLAYER NOTES – DEFENSE

Defensive Line

DL Rodney Gunter – Fourth-round pick from Delaware State has 17 tackles (nine solo), 1.0 sack and three QB hits in 2017. Has totaled 69 tackles, 3.5 sacks, one fumble recovery and a blocked FG in 44 games (14 starts) during his NFL career.

DL Josh Mauro – Started 13 of 15 games played in 2016 and had a career-high 42 tackles, 13 tackles for loss, five QB pressures, four QB hits and one pass defended. Has appeared in 45 games (26 starts) since signing with the Cardinals from the Steelers practice squad in 2014.

DL Robert Nkemdiche – Has 11 tackles (six solo) and one pass defended in 13 games with the Cardinals. Two-time first-team All-SEC selection and a two-time second-team All-America pick while at Mississippi.

DL Corey Peters – Started the first 10 games of the season before missing Weeks 11-13 and has 25 tackles (19 solo), seven for loss, one pass defended, 1.0 sack and five QB hits. Signed a three-year extension to remain with the Cardinals through the 2020 season on 12/1.

DL Olsen Pierre – Started the last three games (Weeks 10-13) and collected 11 tackles, 2.0 sacks and a pass defended. Has 3.5 sacks in his last six games and has at least one tackle in each game he has played in 2017.

DL Frostee Rucker – 12th-year pro has started every game this season with 28 tackles, 1.5 sacks and two passes defended. Has played in 138 career games (69 starts) and totaled 342 tackles, 21.5 sacks, one INT, 12 passes defended, eight forced fumbles and four fumble recoveries during his NFL career.

DL Xavier Williams – Matched a career-high four tackles and forced a fumble in Week 11 against Houston. Made the team as an undrafted free agent in 2015 and has played in 21 career games (two start) with 37 tackles, a half-sack and a forced fumble.

Linebackers

LB Bryson Albright – Miami (OH) product entered the league as a rookie free agent with the Bills in 2016 and finished his rookie campaign on the Bengals practice squad. Has played three games after being elevated to the Cardinals active roster from the practice squad on 10/30.

\$LB Deone Bucannon – Has totaled 62 tackles, one INT and two pass defended in eight games this season (missed Weeks 1-3 and 13 with an ankle injury). Collected a team-high 100 tackles in 13 games last year and has totaled 364 tackles, 5.0 sacks, two INTs (one returned for a TD), 12 passes defended, four fumble recoveries and five forced fumbles in 53 career games (46 starts).

LB Josh Bynes – Filled in for an injured Deone Bucannon with 20 tackles, three passes defended, one forced fumble and a special teams stop in Weeks 12-13. Totaled 209 tackles, 13 tackles for loss, a half sack, one interception, 14 passes defended, one forced fumble, one fumble recovery and 12 special teams tackles in 64 games (28 starts) for the Lions (2014-16) and Ravens (2011-13). Made the final tackle of Super Bowl XLVII to seal a win for Baltimore.

LB Karlos Dansby – Cardinals second-round pick (33rd overall) of the 2004 NFL Draft, became the first player in franchise history to have three separate stints with the team. Became the fifth player in NFL history with 40+ sacks and 20+ INTs after securing his 20th career INT in the Week 9 win over the 49ers.

LB Chandler Jones – Leads the NFL in sacks (36.5) and multi-sack performances (10) since 2015. His 13.0 sacks and 21 tackles for loss rank second and first in the NFL, respectively, this season, and he is 4.0 sacks from a new franchise record – 16.5 by Simeon Rice in 1999.

LB Gabe Martin – Entered the NFL as a rookie free agent with the Cardinals in 2015 and has four tackles in nine games with Arizona.

LB Kareem Martin – Secured his first-career INT on a Jared Goff screen pass in Week 13 and has career highs in tackles (20) and starts (six) in 2017. Appeared in 13 games and collected six tackles, one for loss and a sack in 2016 after converting to OLB from the D-line in 2015.

LB Haason Reddick – Led the team with 10 tackles in his NFL debut at Detroit and matched that total in Week 2 against the Colts. Worked at ILB throughout the offseason and training camp and moved to the outside when Bucannon returned to the lineup in Week 4. Began his college career as a walk-on cornerback at Temple, where he earned first-team All-AAC honors and a Senior Bowl invite as a senior defensive end.

LB Scooby Wright III – Has played nine games for the Cardinals after entering the league last season with the Browns, who drafted him in the seventh round (250th overall) in the 2016 NFL Draft.

Defensive Backs

S Budda Baker – Has 24 tackles, 1.0 sack, three passes defended, one fumble recovery, two forced fumbles and two special teams stops in three starts (Weeks 11-13) since Tyvon Branch was lost for the season to a knee injury. His 15 special teams tackles rank second in the NFL. A consensus NCAA All-American in 2016 and two-time first-team All-Pac-12 selection at Washington. Given first name is Bishard, nicknamed Budda by his mother and aunt.

S Antoine Bethea – Secured an INT in three straight games (Weeks 4-6) for the first time in his career. His three INTs are tied for fourth most in the NFC this season. Three-time Pro Bowler joined the Cardinals after 11 seasons with the 49ers (2014-16) and Colts (2006-13). Has topped 100 tackles nine times, and according to league stats, ranks fifth among all active NFL defenders – and first among DBs – with 1,092 career tackles.

CB Justin Bethel – Started at cornerback in the season-opener at Detroit and returned an interception 82 yards for a touchdown (third of his career) on the Lions first possession. Became the first Cardinal player with INT-TDs in consecutive games (1/1/17 @ LAR) since Marcus Turner (1990). The three-time Pro Bowl special teamer has four blocked kicks (three FG and one PAT) and four return TDs (three INT and one blocked FG) in his career.

S/CB Rudy Ford – Arizona's sixth-round pick (208th overall) out of Auburn totaled 275 tackles, 1.5 sacks, 11.5 tackles for loss, five INTs, three forced fumbles and a fumble recovery in 52 games (34 starts) for the Tigers. First Auburn player drafted by the Cardinals since teammate Karlos Dansby (2004).

S Tyrann Mathieu – Setup game-winning FGs with a fourth-quarter INT in Week 12 against the Jaguars and an OT INT in Week 2 against the Colts. The 2015 first-team All-Pro is one of just six NFL players – and one of only two safeties – with 50+ tackles, 5+ tackles for loss, 2+ INTs and a sack this season.

CB Patrick Peterson – Fifth overall selection in the 2011 NFL Draft has been chosen to six straight Pro Bowls, joining HOF RBs Jim Brown, Barry Sanders and Emmitt Smith as only players with six Pro Bowls prior to age 27. Only eight players in franchise history have more career INTs than Peterson (21).

CB Brandon Williams – Cardinals 2016 third-round pick has 23 tackles, four passes defended and five special teams tackles in 25 games (three starts). Entered his third season playing CB in 2017 after converting from RB at Texas A&M.

CB Tramon Williams – Has 31 tackles, one INT and seven passes defended in nine games (six starts) this season. 11-year NFL veteran entered the league as an undrafted rookie free agent in 2007 and now ranks seventh among active players with 31 interceptions. The 2010 Pro Bowler played the past two seasons with Cleveland (2015-16) after playing eight seasons with Green Bay (2007-14).

CARDINALS PLAYER NOTES – SPECIALISTS

K Phil Dawson – Connected from 57 yards (career long) in Week 12 and 54 yards in Week 13. His 41 FGs from 50+ yards and 70.7 percent success rate from 50+ rank fifth and sixth in NFL history, respectively. Signed with Arizona after 18 years with Cleveland (1999-2012) and San Francisco (2013-16).

LS Justin Drescher – Entered the NFL as a rookie free agent in 2010 with New Orleans, where he spent the last seven years (2010-16). Signed with Arizona in Week 6 after the season-ending injury to Aaron Brewer.

P Andy Lee – Three-time Pro Bowl (2007, 2009 and 2011) and four-time All-Pro (2007, 2009, 2011 and 2012) selection ranks eighth in NFL history in gross average (46.4), 17th in net average (39.5) and eighth in punts inside the 20-yard line (366). His 16 punts inside the 20 since Week 9 lead the NFL.

ARIZONA CARDINALS 2017 TRANSACTIONS

- Fri., Dec. 1** Signed DL Corey Peters to a three-year contract extension that keeps him under contract through the 2020 season
- Thu., Nov. 30** Signed TE Gabe Holmes, S Harlan Miller and T/G Winston Painter to the practice squad, placed TE Anthony Denham, Jr. (knee) on practice squad injured reserve and released QB Mike Bercovici and T/G Winston Painter from the practice squad
- Wed., Nov. 29** Elevated RB Bronson Hill to the active roster from the practice squad and signed RB Darius Victor to the practice squad
- Tue., Nov. 28** Signed LB Gabe Martin from the New Orleans Saints practice squad and released S Harlan Miller and T/G Winston Painter
- Mon., Nov. 27** Signed LB Kevin Snyder to the practice squad and released LB Connor Harris from the practice squad
- Wed., Nov. 22** Elevated WR Carlton Agudosi to the active roster from the practice squad and signed WR Alonzo Russell to the practice squad
- Mon., Nov. 20** Released RB Andre Ellington and signed RB Bronson Hill to the practice squad
- Fri., Nov. 17** Signed WR Larry Fitzgerald to a one-year contract extension through the 2018 season
- Thu., Nov. 16** Elevated T/G Winston Painter to the active roster from the practice squad
- Mon., Nov. 13** Signed QB Matt Barkley and elevated S Harlan Miller to the active roster from the practice squad. Placed S Tyvon Branch (knee), T D.J. Humphries (knee) and TE Ifeanyi Momah (ankle) on injured reserve. Signed CB Jarell Carter to the practice squad
- Mon., Nov. 6** Signed C Max Tuerk from the Los Angeles Chargers practice squad and placed C Daniel Munyer (toe) on injured reserve. Signed T Storm Norton to the practice squad and released T Javarius Leamon from the practice squad
- Mon., Oct. 30** Elevated LB Bryson Albright to the active roster from the practice squad and signed T Javarius Leamon to the practice squad
- Thu., Oct. 26** Placed QB Carson Palmer (arm) on injured reserve
- Tue., Oct. 24** Signed QB Mike Bercovici to the practice squad and released T Givens Price from the practice squad
- Mon., Oct. 16** Signed DL Peli Anau to the practice squad and released LB Vontarrius Dora from the practice squad
- Wed., Oct. 11** Re-signed T Givens Price to the practice squad
- Tue., Oct. 10** Acquired RB Adrian Peterson from the Saints for an undisclosed 2018 draft choice. Released RB Chris Johnson, placed LS Aaron Brewer (wrist) on injured reserve and signed LS Justin Drescher
- Wed., Oct. 4** Signed LB Vontarrius Dora to the practice squad
- Tue., Oct. 3** Elevated LB Scooby Wright III to the active roster from the practice squad and signed LB Connor Harris and T/G Winston Painter to the practice squad
- Mon., Oct. 2** Placed LB Markus Golden (knee) on injured reserve, signed T/G Earl Watford and released T/G Winston Painter
- Sat., Sep. 30** Placed G Mike Iupati (tricep) on injured reserve and elevated T/G Winston Painter to the active roster from the practice squad
- Tue., Sep. 26** Signed TE Anthony Denham, Jr. and LB Earl Okine to the practice squad
- Mon., Sep. 25** Elevated TE Ricky Seals-Jones to the active roster from the practice squad and released LB Philip Wheeler
- Wed., Sep. 20** Re-signed LB Philip Wheeler
- Tue., Sep. 19** Released TE Jim Dray
- Fri., Sep. 15** Signed TE Jim Dray and released LB Philip Wheeler
- Thu., Sep. 14** Signed T Ulrick John and T Winston Painter to the practice squad and released T Givens Price from the practice squad
- Wed., Sep. 13** Re-signed LB Scooby Wright III to the practice squad
- Tue., Sep. 12** Placed RB David Johnson (wrist) on injured reserve, released T Ulrick John, re-signed CB Chris Johnson and signed RB D.J. Foster from New England's practice squad. Also re-signed T Givens Price to the practice squad and released CB Ryan Lewis and RB James Summers from the practice squad
- Mon., Sep. 11** Re-signed LB Philip Wheeler and released LB Scooby Wright III
- Fri., Sep. 8** Elevated LB Scooby Wright III to the active roster from the practice squad and released LB Philip Wheeler
- Tue., Sep. 5** Agreed to terms with G Alex Boone on a one-year contract
- Mon., Sep. 4** Signed P Andy Lee to a two-year contract and released P Matt Wile. Placed RB T.J. Logan (wrist) on injured reserve and signed LB Bryson Albright and LB Obum Gwachum to the practice squad
- Sun. Sep. 3** Re-signed WR Carlton Agudosi, G Dorian Johnson, CB Ryan Lewis, S/CB Harlan Miller, TE Ricky Seals-Jones, RB James Summers, DT Pasoni Tasini and LB Scooby Wright III to the practice squad
- Sat., Sep. 2** Placed WR Aaron Dobson (hamstring) on injured reserve, waived/injured DT Ed Stinson (hamstring) and reached injury settlements with LB Tre'Von Johnson (concussion) and LB Jarvis Jones (back). Released WR Carlton Agudosi, DT Peli Anau, LB Alex Bazzie, LB Cap Capi, CB Jarell Carter, TE Gerald Christian, S Ironhead Gallon, LB Zaviar Gooden, CB Gump Hayes, WR Krishawn Hogan, WR Chris Hubert, RB Chris Johnson, G Dorian Johnson, G Kaleb Johnson, QB Trevor Knight, LB Ryan Langford, P Richie Leone, CB Ryan Lewis, T Jonathan McLaughlin, CB/S Harlan Miller, DT David Moala, T Givens Price, WR Jeremy Ross, TE Ricky Seals-Jones, CB Sojourn Shelton, RB James Summers, DT Pasoni Tasini, G Cole Toner, TE Hakeem Valles, LB Terence Waugh, LB Scooby Wright III
- Fri., Sep. 1** Traded C/G Tony Bergstrom to Baltimore for a conditional seventh-round selection in the 2018 NFL Draft
- Thu., Aug. 24** Released CB Daniel Gray
- Tue., Aug. 22** Activated LB Deone Bucannon (ankle) from the PUP list
- Thu., Aug. 17** Signed LB Ryan Langford and waived WR Marquis Bundy
- Sat., Aug. 5** Signed LB Josh Byner and LB Terence Waugh, waived WR Larry Clark and waived/injured LB Gabe Martin (achilles)
- Tue., Aug. 1** Signed DT Peli Anau and DT David Moala and reached an injury settlement with CB Elie Bouka (ankle)
- Mon., July 31** Signed CB Jarell Carter and waived/injured LB Alani Fua (knee) and CB Ronald Zamort (knee)

ARIZONA CARDINALS 2017 TRANSACTIONS (CONTINUED)

Sun., July 30 Agreed to terms with CB Tramon Williams on a one-year contract

Thu., July 27 Signed LB Philip Wheeler and TE Gerald Christian to one-year contracts, released TE Steven Wroblewski and reached injury settlements with CB Jumal Rolle and LB Tevin Floyd

Sat., July 22 Signed LB Tevin Floyd and released C Lucas Crowley

Fri., July 21 Placed \$LB Deone Bucannon (ankle) on PUP and LB Jarvis Jones (quad) on NFI

Thu., July 20 Re-signed RB Chris Johnson to a one-year contract

Thu., June 8 Signed LB Haason Reddick (first round) to a four-year contract

Tue., June 6 Re-signed WR Chris Hubert and signed LB Alex Bazzie and CB Daniel Gray. Waived LB Mikey Bart

Fri., June 2 Released QB Zac Dysert, S Drico Johnson and S Cyril Noland-Lewis

Thu., May 25 Signed S Budda Baker (second round) to a four-year contract

Fri., May 19 Signed G Dorian Johnson (fourth round) to a four-year contract

Thu., May 18 Signed WR Chad Williams (third round) to a four-year contract

Wed., May 17 Signed LB Mikey Bart and waived/left squad DT Collin Bevins

Tue., May 16 Hired Terry Allen as the Bill Bidwill Fellowship/RB's coach

Mon., May 15 Signed WR Larry Clark

Sat., May 13 Signed T Will Holden (5th round), RB T.J. Logan (5th round), and CB Rudy Ford (6th round) to four-year contracts

Thu., May 11 Released LB Daryl Washington and S Christian Bryant. Signed QB Blaine Gabbert to a one-year contract

Wed., May 10 Released WR Harvey Binford, WR Marvin Hall, CB/S Trevon Hartfield and WR Chris Hubert

Tue., May 9 Signed CB Jumal Rolle to a one-year contract

Wed., May 3 Signed C/G Tony Bergstrom to a one-year contract

Tue., May 2 Agreed to terms with 17 rookie free agents: WR Carlton Agudosi, DT Collin Bevins, C Lucas Crowley, S Ironhead Gallon, CB Gump Hayes, WR Krishawn Hogan, S Drico Johnson, LB Tre'Von Johnson, QB Trevor Knight, CB Ryan Lewis, T Jonathan McLaughlin, S Cyril Noland-Lewis, TE Ricky Seals-Jones, CB Sojourn Shelton, RB James Summers, DT Pasoni Tasini, TE Steven Wroblewski. Released CB Brian Dixon

Tue., Apr. 18 DT Olsen Pierre and G/T John Wetzal signed their one-year contract tenders for the 2017 season

Wed., Mar. 29 Signed WR Harvey Binford

Fri., Mar. 17 Re-signed DT Frostee Rucker to a one-year contract

Tue., Mar. 14 Signed LB Jarvis Jones to a one-year contract

Mon., Mar. 13 Re-signed RB Andre Ellington to a one-year contract

Fri., Mar. 10 Agreed to terms with LB Chandler Jones (five years), LB Karlos Dansby (one year) and K Phil Dawson (two years)

Thu., Mar. 9 Agreed to terms with S Antoine Bethea (three years) and C A.Q. Shipley (two years)

Tue., Mar. 7 Agreed to terms on a four-year contract with TE Jermaine Gresham. Re-signed QB Zac Dysert to a one-year contract and extended tender offers to exclusive rights free agents DT Olsen Pierre and G/T John Wetzal

Mon., Feb. 27 Re-signed WR Jeremy Ross and LB Gabe Martin to one-year contracts. Placed the non-exclusive franchise tag on LB Chandler Jones

Fri., Jan. 27 Freddie Kitchens switches from quarterbacks coach to running backs coach and Byron Leftwich hired as quarterbacks coach

Thu., Jan. 12 Re-signed DT Josh Mauro to a two-year contract

Thu., Jan. 5 Signed WR Aaron Dobson and P Richie Leone to future contracts for the 2017 season

Tue., Jan. 3 Re-signed LB Cap Capi, WR Marvin Hall, WR Chris Hubert, G Kaleb Johnson, C/G Daniel Munyer, RB Elihaa Penny, and RB Ronald Zamot to future contracts for the 2017 season

Game 1
Lions 35, CARDINALS 23
September 10, 2017 – Ford Field (60,957)

The Cards opened the regular season at Detroit where they took advantage of early Lions mistakes to take an initial 10-0 lead. However, the hosts responded with 26 straight points in the 2nd half to earn the 35-23 victory. Detroit enjoyed a 4-1 edge in takeaways and converted 3 of them into TDs.

Detroit safety Tavon Wilson's INT off Carson Palmer on the game's opening drive set his offense up at the AZ26. However, 2 plays later Lions signal-caller Matthew Stafford returned the favor with a pass that Cards CB Justin Bethel picked off and returned 82 yards for a TD. Midway thru the 1st quarter, the Lions were backed up deep in their own territory when punter Kasey Redfern mishandled a snap in the end zone, allowing the Cards to take over at the DET13. The Cards could only convert it into a 24-yard Phil Dawson FG that made it 10-0 after one. Early in the 2nd quarter, the Cards were threatening before Lions safety Glover Quin INT'd Palmer and returned it to the AZ42. Detroit capitalized 11 plays later when Marvin Jones hauled in a 6-yard TD pass from Stafford that made it 10-6 after the PAT try failed. It remained that way until late in the half when the Cards advanced deep into Lions territory but Dawson's 32-yard FG try bounced off the left upright with :39 remaining before intermission. That was enough time for the Lions to move into position for a 58-yard Matt Prater FG that made it 10-9 as the half expired.

On its opening drive of the 2nd half, AZ's offense moved 94 yards in 12 plays thanks largely to Palmer completing 6 of 8 passes for 69 yards, the biggest of which was a 24-yarder to David Johnson to the DET3. On the next play, RB Kerwynn Williams ran it in to give AZ a 17-9 lead. After a Lions 3-n-out, the Cards took over at their own 21 but on the 1st play Johnson fumbled and DET took over at the AZ10; the play would also be Johnson's last as he exited the game with a wrist injury that ultimately landed him on IR. The Lions again cashed in on a turnover when RB Theo Riddick caught a 7-yard TD pass from Stafford that trimmed the AZ lead to 2 at 17-15 late in the 3rd. On their next series, DET took its 1st lead of the game with 9:27 left thanks to a 10-yard Stafford TD pass to rookie WR Kenny Golladay. The two struck again on the next series with a 45-yard TD hook-up that made it 28-17. The misfortune continued on the next play from scrimmage when Palmer's pass to RB Andre Ellington bounced right off the RB and into the hands of LB Miles Killebrew who took it 35 yards for a TD. A late TD pass from Palmer to WR JJ Nelson provided the game's final points.

CARDINALS	10	0	7	6	23
Lions	0	9	6	20	35

Team	Qtr.	Time	Scoring Play	Drive	Score
CARDS	1	11:14	Bethel 82-yard INT return (Dawson kick)	--	7-0
CARDS	1	2:40	Dawson 24-yard FG	7-7, 3:32	10-0
Lions	2	4:22	MJones 6-yard pass from Stafford (run failed)	11-42, 6:16	10-6
Lions	2	0:00	Prater 58-yard FG	8-38, 0:39	10-9
CARDS	3	5:37	KWilliams 3-yard run (Dawson kick)	12-94, 5:49	17-9
Lions	3	3:07	Riddick 7-yard pass from Stafford (pass failed)	2-10, 0:45	17-15
Lions	4	9:27	Golladay 10-yard pass from Stafford (pass failed)	10-67, 4:49	17-21
Lions	4	4:13	Golladay 45-yard pass from Stafford (Prater kick)	10-67, 5-72, 2:55	17-28
Lions	4	4:03	Killebrew 35-yard INT return (Prater kick)	--	17-35
CARDS	4	1:33	Nelson 1-yard pass from Palmer (pass failed)	10-75, 2:30	23-35

STATISTICS

	AZ	DET
First Downs	24	18
3 rd Down Eff. (Pct)	6-15 (40)	8-16 (50)
Total Plays	67	69
Avg. Gain	4.6	5.3
Rushes-Yards	18-45	27-82
Net Passing Yards	264	285
Total Net Yards	309	367
Passing (A-C-I)	48-27-3	41-29-1
Sacked by Opp.	1-5	1-7
Punts-Average	4-46.0	5-37.8
Fumbles-Lost	2-1	1-0
Penalties	6-55	10-100
Time of Possession	27:58	32:02

Weather: Indoors

RUSHING

CARDS: DJohnson 11-23; Williams 5-10, TD; JoBrown 1-10; Palmer 1-2.
 Lions: Abdullah 15-30; Washington 6-22; Stafford 2-14; Redfern 1-10; Tate 2-7; Riddick 1(-1).

PASSING

CARDS: Palmer 27-49, 269 yds, 1 TD, 3 INT.
 Lions: Stafford 29-41, 292 yds, 4 TD, 1 INT.

RECEIVING

CARDS: Fitzgerald 6-74; DJohnson 6-68; Nelson 5-43, TD; JoBrown 4-32; Gresham 3-15; Ellington 2-35; Williams 1-2.
 Lions: Tate 10-107; Riddick 6-27, TD; Golladay 4-69, 2 TD; Abdullah 3-11; MJones 2-37, TD; TJones 2-32; Ebron 2-9

INTERCEPTIONS

CARDS: Bethel 1-81, TD.
 Lions: Killebrew 1-35, TD; Quin 1-25; Wilson 1-23.

Game 2
CARDINALS 16, Colts 13 (OT)
September 17, 2017 – Lucas Oil Stadium (63,137)

The Cards made their first-ever appearance at Lucas Oil Stadium where they allowed Indy to jump out to an early 10-point lead. They trailed by that same margin approaching the midway point of the 4th quarter. Staring down the barrel of an 0-2 start to the season, AZ rallied to score 3 times the rest of the way and emerged with a 16-13 OT victory.

Both squads entered the contest undermanned. AZ was without 5 injured starters while Indy's list of missing players was headlined by QB Andrew Luck. Starting in his place was recently-acquired Jacoby Brissett who led Indy to scores on its first 2 offensive drives. The initial one appeared to end with an Adam Vinatieri FG but Cards DL Rodney Gunter was flagged for "leverage on the try; 2 plays later Indy added a TD instead thanks to a 5-yard Frank Gore run. The Colts went up 10-0 on their next drive via Vinatieri's 46-yard FG. AZ responded on the next play from scrimmage with a 46-yard Carson Palmer pass to TE Ifeanyi Momah that took it to the Indy 29. AZ would reach the 1 and went for it on 4th-n-goal from there but Palmer's fade pass to Larry Fitzgerald fell incomplete. After the Cards D forced a 3-n-out, AZ again threatened. A 9-yard Palmer pass to WR JJ Nelson was initially ruled a TD but reversed after replay and a 27-yard Phil Dawson FG made it 10-3. With under 2 minutes to play in the half, the Cards reached the Indy 26 but Palmer's 1st down throw was picked off by S Malik Hooker.

Neither team scored or generated much offense in the 3rd but with 11:42 remaining, Vinatieri's 29-yard FG made it a 2-score game at 13-3. The next series saw Palmer pick-up a key 1st down on 3rd-n-1 when he fumbled the snap but recovered and ran up the middle for 4. Two plays later AZ faced a 3rd-n-20 from its own 18 when Palmer picked up 22 on a pass to WR Jaron Brown and an additional 15 thanks to a roughing the passer call that moved it to the Indy 45. On the next snap, Palmer hit Nelson between 2 defenders down the deep middle for a 45-yard TD that made it 13-10. The AZ offense got the ball back after a Colts 3-n-out and on the 2nd play thereafter, Palmer and Nelson again connected, this time on a 31-yarder to the Indy 28. The catch would lead to a 40-yard Dawson FG that tied the game at 13 with 3:28 to play. On the final play of regulation Dawson had a chance to end it with a 42-yard FG. His initial attempt was good but negated by a Colts timeout and the following try was wide right sending the game to OT.

The Colts won the toss to open the extra period and elected to receive but on their 1st play, S Tyrann Mathieu picked off Brissett and returned the INT 15 yards to the Indy 21. Four plays later, Dawson hit it right down the middle from 30 yards to claim the victory.

CARDINALS	0	3	0	10	3	16
Colts	10	0	0	3	0	13

Team	Qtr.	Time	Scoring Play	Drive	Score
Colts	1	7:38	Gore 5-yard run (Vinatieri kick)	14-53, 5:45	0-7
Colts	1	1:27	Vinatieri 46-yard FG	8-32, 4:21	0-10
CARDS	2	5:56	Dawson 27-yard FG	15-54, 5:49	3-10
Colts	4	11:42	Vinatieri 29-yard FG	16-76, 9:18	3-13
CARDS	4	7:38	Nelson 45-yard pass from Palmer (Dawson kick)	7-85, 4:04	10-13
CARDS	4	3:25	Dawson 40-yard FG	6-40, 2:09	13-13
CARDS	OT	8:02	Dawson 30-yard FG	4-9, 1:45	16-13

STATISTICS

	AZ	IND
First Downs	17	18
3 rd Down Eff. (Pct)	6-15 (40)	8-18 (44)
Total Plays	65	70
Avg. Gain	3.3	2.6
Rushes-Yards	25-83	29-76
Net Passing Yards	306	190
Total Net Yards	389	266
Passing (A-C-I)	36-19-1	37-20-1
Sacked by Opp.	4-26	4-26
Punts-Average	5-46.4	7-43.3
Fumbles-Lost	1-0	3-0
Penalties	6-41	8-70
Time of Possession	28:49	33:09

Weather: Indoors

RUSHING

CARDS: CJohnson 11-44; KWilliams 9-22; Ellington 2-11; Palmer 3-6.
 Colts: Gore 14-46, TD; Brissett 6-22; Turbin 3-11; Mack 6(-3).

PASSING

CARDS: Palmer 19-36, 332 yds, 1 TD, 1 INT.
 Colts: Brissett 20-37, 216 yds, 0 TD, 1 INT.

RECEIVING

CARDS: Nelson 5-120, TD; JaBrown 4-73; Ellington 3-12; Momah 1-46; Golden 1-29; Niklas 1-16; CWilliams 1-15.
 Colts: Doyle 8-79; Hilton 4-45; Aiken 3-31; Moncrief 2-18; BWilliams 1-20; Mack 1-11; Turbin 1-8.

INTERCEPTIONS

CARDS: Mathieu 1-15.
 Colts: Hooker 1-32.

Game 3**Cowboys 28, CARDINALS 17****September 25, 2017 – University of Phoenix Stadium (65,102)**

After opening the regular season with back-to-back road games, the Cards made their University of Phoenix Stadium debut with a nationally-televised Monday night tilt against the Cowboys. Arizona came out of the gates fast as Carson Palmer completed his first 11 passes and was 15-18 passing for 145 yards and a TD in a 1st half that the Cards dominated statistically. On the scoreboard, however, the teams were tied at 7 at intermission. Dallas would outscore AZ 21-10 in the 2nd half behind the playmaking of QB Dak Prescott and emerged with the victory that improved the Cowboys to 2-1 while dropping the Cards to 1-2. Overshadowed by the outcome was a magnificent outing from WR Larry Fitzgerald who had 13 catches for 149 yards and a TD.

The Cardinals took the game's opening kickoff 82 yards in 8 plays and Palmer capped the drive with a 25-yard scoring strike to WR Jaron Brown. Their next drive also went deep into Dallas territory but an apparent 10-yard TD pass to Brown was negated by penalty and the subsequent FG try of 36 yards by Phil Dawson was wide right. The AZ defense meanwhile forced 3-n-outs on the first 2 Cowboy drives but the field position would gradually shifted in Dallas' favor. After taking over at the AZ22 with 2:21 left in the 1st half, Prescott ran it in from 10 yards out and flipped into the end zone to tie the game.

On its 2nd drive of the 3rd quarter, Dallas took over at the AZ46 and 4 plays later Prescott found Dez Bryant with a 15-yard TD pass. Later in that quarter a 37-yard Fitzgerald pass from Palmer took it to the DAL17 and 2 plays later the two connected on a 15-yard TD pass in the back right corner of the end zone to again tie the game. With just under 12 minutes remaining, Prescott kept a 2nd down play alive by scrambling to his right before lofting a pass to the end zone that WR Brice Butler hauled in for a 37-yard TD. Down 21-14, Palmer drove the Cards to the DAL19 thanks in large part to a 24-yard gain on an acrobatic Fitzgerald sideline grab. That ultimately led to a 37-yard Dawson FG that trimmed the deficit to 21-17 with 6:40 remaining. On the next play from scrimmage, Prescott hit Butler with a 53-yard completion to the AZ22 and 3 plays later RB Ezekiel Elliott ran it in from 8 yards out to make it 21-17.

The MNF contest ended a weekend of NFL action in which every game featured some sort of response to critical comments of the league by President Donald Trump. During the anthem, Cardinals players, coaches and ownership locked arms while standing shoulder to shoulder in the end zone in a show of unity

Cowboys	0	7	7	14	28
CARDINALS	7	0	7	3	17

Team	Qtr.	Time	Scoring Play	Drive	Score
CARDS	1	9:59	JaBrown 25-yard pass from Palmer (Dawson kick)	8-82, 5:01	0-7
Cowboys	2	1:11	Prescott 10-yard run (Bailey kick)	3-33, 1:10	7-7
Cowboys	3	8:31	Bryant 15-yard pass from Prescott (Bailey kick)	4-46, 1:58	14-7
CARDS	3	3:13	Fitzgerald 15-yard pass from Palmer (Dawson kick)	3-54, 1:32	14-14
Cowboys	4	11:52	Butler 37-yard pass from Prescott (Bailey kick)	5-50, 2:53	21-14
CARDS	4	6:35	Dawson 37-yard FG	16-56, 5:17	21-17
Cowboys	4	4:57	Elliott 8-yard run (Bailey kick)	4-75, 1:38	28-17

STATISTICS

	DAL	AZ
First Downs	15	22
3 rd Down Eff. (Pct)	2-9 (22)	8-18 (44)
Total Plays	45	75
Avg. Gain	6.1	4.4
Rushes-Yards	26-99	21-49
Net Passing Yards	174	283
Total Net Yards	273	332
Passing (A-C-I)	18-13-0	48-29-0
Sacked by Opp.	1-9	6-42
Punts-Average	7-44.4	6-45.2
Fumbles-Lost	0-0	0-0
Penalties	9-76	6-50
Time of Possession	28:49	33:09

Weather: Indoors

RUSHING

Cowboys: Elliott 22-80, TD; Prescott 3-16, TD; Switzer 1-3.
 CARDS: Ellington 5-22; CJohnson 12-17; Palmer 3-7; KWilliams 1-3.

PASSING

Cowboys: Prescott 13-18, 183 yds, 2 TD, 0 INT.
 CARDS: Palmer 29-48, 325 yds, 2 TD, 0 INT.

RECEIVING

Cowboys: TWilliams 3-47; Elliott 3-14; Butler 2-90, TD; Bryant 2-12, TD; Brown 1-13; Beasley 1-4; Witten 1-3.
 CARDS: Fitzgerald 13-149, TD; Ellington 5-59; Gresham 5-47; Ja Brown 2-27, TD; Golden 1-21; Niklas 1-10; CWilliams 1-8; CJohnson 1-4.

INTERCEPTIONS

Cowboys: None.
 CARDS: None.

Game 4**CARDINALS 18, 49ers 15 (OT)****October 1, 2017 – University of Phoenix Stadium (64,121)**

This week 4 showdown between the Niners & Cards was a classic NFC West battle. Neither team allowed a TD in regulation but there were plenty of field goals, an NFL-record tying 9 in all. The last of them was a 23-yarder by San Fran's Robbie Gould that capped the 49ers' OT-opening drive of 17 plays and 73 yards. In addition to putting the visitors up 15-12, it also consumed 7:36 of the 10-minute extra period leaving AZ with just over 2 minutes to answer.

But answer they did. After taking over at his own 25 with 2:24 remaining, Carson Palmer completed 4 straight passes for 50 yards to move it to the SF25. The last 2 went to WR Jaron Brown who finished with 8 catches for 105 yards, both career-highs. On the next play WR John Brown came down with a pass in the back right corner of the end zone but he was ruled out of bounds and after a replay review, referee Tony Corrente announced that the original call would stand. A holding penalty backed up the AZ offense but a defensive pass interference was followed by an 8-yard completion to RB Andre Ellington, taking the Cards to the SF19 with :38 left. On the next snap, Palmer tossed it to the right side of the end zone where Larry Fitzgerald lept high, snatched the ball with both hands and landed in the end zone with the game-winning TD. It was Arizona's first lead of the day and secured the Cards' 5th straight win over San Fran.

While the OT-game-winner was the game's only TD, the Cards looked like they'd get one on the day's opening series. They reached the SF4 but LB Ray-Ray Armstrong caught a tipped ball in the end zone for an INT. After a 49-yard Gould FG late in the 1st gave the 49ers a 3-0 lead, Ellington caught a 12-yard pass at the corner of the end zone that was ruled a TD; however, after replay review Corrente reversed the call. AZ instead had to settle for a game-tying FG from Phil Dawson, the first of 4 FGs he would have on the day. After another Gould FG put SF up 6-3, an INT by S Antoine Bethea set the Cards offense up at the SF30; that led to a Dawson 43-yarder that knotted it at 6 going into halftime.

The first three drives of the 3rd quarter resulted in FGs – two for Gould, and a 50-yarder for Dawson – and SF led 12-9 heading into the 4th. Midway through that final quarter, Dawson tied it with his 4th FG in as many tries. While each team would get two more possessions in regulation, neither could generate a scoring opportunity and the game went to OT where SF won the coin flip but the Cards ultimately won the game. It was Arizona's 2nd OT victory in 3 weeks and the franchise's 26th all-time, 2nd most in NFL history behind only Denver's 28.

49ers	3	3	6	0	3	15
CARDINALS	0	6	3	3	6	18

Team	Qtr.	Time	Scoring Play	Drive	Score
49ers	1	2:05	Gould 49-yard FG	10-45, 3:45	3-0
CARDS	2	13:07	Dawson 29-yard FG	9-63, 3:58	3-3
49ers	2	7:16	Gould 39-yard FG	12-64, 5:51	6-3
CARDS	2	1:24	Dawson 43-yard FG	4-5, 0:30	6-6
49ers	3	10:34	Gould 47-yard FG	9-46, 4:26	9-6
CARDS	3	6:50	Dawson 50-yard FG	7-43, 3:44	9-9
49ers	3	2:22	Gould 48-yard FG	11-45, 4:28	12-9
CARDS	4	7:41	Dawson 32-yard FG	11-50, 6:07	12-12
49ers	OT	2:24	Gould 23-yard FG	17-73, 7:36	15-12
CARDS	OT	0:32	Fitzgerald 19-yard pass from Palmer	7-75, 1:52	15-18

STATISTICS

	SF	AZ
First Downs	20	25
3 rd Down Eff. (Pct)	5-19 (26)	5-15 (31)
Total Plays	79	79
Avg. Gain	3.9	4.7
Rushes-Yards	27-95	22-51
Net Passing Yards	210	317
Total Net Yards	305	368
Passing (A-C-I)	49-24-1	51-33-1
Sacked by Opp.	3-24	6-40
Punts-Average	7-50.1	6-48.8
Fumbles-Lost	1-0	0-0
Penalties	13-113	10-80
Time of Possession	33:13	36:15

Weather: Indoors

RUSHING

49ers: Hyde 16-68; Breida 9-16; Jusczyk 1-8; Hoyer 1-3.
 CARDS: CJohnson 13-32; Ellington 5-18; Palmer 2-1; Penny 1-1; KWilliams 1-(-1).

PASSING

49ers: Hoyer 24-49, 234 yds, 0 TD, 1 INT.
 CARDS: Palmer 33-51, 357 yds, 1 TD, 1 INT.

RECEIVING

49ers: Taylor 5-47; Hyde 5-27; Garcon 4-36; Jusczyk 3-15; Kittle 2-35; Goodwin 1-18; Breida 1-4.
 CARDS: Ellington 9-86; JaBrown 8-105; Fitzgerald 4-32, TD; JoBrown 3-47; Nelson 3-34; CJohnson 3-31; Gresham 2-12; KWilliams 1-10.

INTERCEPTIONS

49ers: Armstrong 1-0.
 CARDS: Bethea 1-16.

Game 5
Eagles 34, CARDINALS 7
October 8, 2017 – Lincoln Financial Field (69,596)

On a humid October afternoon in Philadelphia, the Eagles jumped out to a 21-0 lead after QB Carson Wentz threw TD passes on the team's first 3 offensive possessions. The Cardinals would get to within 14 points after a TD early in the 2nd quarter but never closer as Philly scored the game's final 13 points en route to a 34-7 victory. It dropped AZ to 2-3 on the season while the Eagles improved to 4-1.

Philly finished the game 9-14 on 3rd down and that efficiency was on display on the game's opening possession when they Eagles converted 3 times including a pair of 3rd-n-11's. Those conversions extended a drive that ultimately ended on Wentz's 15-yard TD pass to TE Trey Burton. Their next series started at the AZ15 thanks to a 76-yard Kenjon Barner punt return. Three plays later Wentz found another TE – this time Zach Ertz – with an 11-yard scoring strike. Late in the 1st, Philly faced a 3rd-n-6 from its own 41 when Wentz hit Torrey Smith crossing the deep middle and the WR took it the distance for a 59-yard TD. Arizona answered with its best drive of the day, a 10-play, 75-yard series that concluded with a 13-yard TD pass from Carson Palmer to John Brown. AZ stopped the Eagles on their next 3 drives forcing a pair of punts and ending the 3rd with an Antoine Bethea interception in the end zone with :40 left in the half. It was Bethea's 2nd INT in as many games for Arizona. After the takeaway, the Cards moved into position for a 51-yard Phil Dawson FG attempt that would've made it 21-10 but the try was blocked due in part by the fact that long-snapper Aaron Brewer was lost earlier in the game with a broken wrist.

The Eagles added a 36-yard Jake Elliott FG on the opening drive of the 2nd half that made it 24-7. On the 3rd play of their next series they faced a 3rd-n-19 at their own 28. AZ brought the house but Wentz beat the blitz with a deep pass that Nelson Agholor hauled in for a 72-yard TD that effectively provided the game's knockout blow. Elliott would add a 28-yard FG late to make it 34-7. Cards WR JJ Nelson was awarded a diving TD in the game's final minute but replay reversed it saying that he lost possession before crossing the goal line.

WR Larry Fitzgerald extended his streak of games with at least one reception to 200 games and finished with 6 catches in all. The Cards again had to shuffle their offensive line due to injuries and started back-ups at both LT and LG against Philly's formidable front.

CARDINALS	0	7	0	0	7
Eagles	21	0	10	3	34

Team	Qtr.	Time	Scoring Play	Drive	Score
Eagles	1	8:19	Burton 15-yard pass from Wentz (Elliott kick)	10-54, 5:26	0-7
Eagles	1	3:52	Ertz 11-yard pass from Wentz (Elliott kick)	3-15, 1:30	0-14
Eagles	1	0:43	T.Smith 59-yard pass from Wentz (Elliott kick)	3-64, 1:33	0-21
CARDS	2	11:42	Jo. Brown 13-yard pass from Palmer (Dawson kick)	10-75, 4:01	7-21
Eagles	3	9:18	Elliott 36-yard FG	11-57, 5:42	7-24
Eagles	3	6:16	Agholor 72-yard pass from Wentz (Elliott kick)	3-63, 1:01	7-31
Eagles	4	2:00	Elliott 28-yard FG	13-58, 9:14	7-34

STATISTICS

	AZ	PHI
First Downs	16	19
3 rd Down Eff. (Pct)	4-14 (29)	9-14 (64)
Total Plays	60	64
Avg. Gain	5.1	6.5
Rushes-Yards	14-31	33-122
Net Passing Yards	276	297
Total Net Yards	307	419
Passing (A-C-I)	44-28-0	30-21-1
Sacked by Opp.	2-15	1-7
Punts-Average	7-49.6	3-43.0
Fumbles-Lost	1-1	0-0
Penalties	7-61	5-60
Time of Possession	24:13	35:47

Weather: Partly cloudy & humid with intermittent rain, 77 degrees, 91% humidity, winds SSW 10 mph.

RUSHING

CARDS: CJohnson 9-21; Nelson 1-14; KWilliams 3-(-2); Ellington 1-(-2).
 Eagles: Blount 14-74; Barner 5-23; Clement 7-17; Wentz 6-11; TSmith 1-(-3).

PASSING

CARDS: Palmer 28-44, 291 yds, 1 TD, 0 INT.
 Eagles: Wentz 21-30, 304 yds, 4 TD, 1 INT.

RECEIVING

CARDS: Ellington 9-65; Fitzgerald 6-51; Nelson 4-80; JaBrown 3-39; JoBrown 2-26, TD; Gresham 2-16; CJohnson 1-8; Penny 1-6.
 Eagles: Ertz 6-61, TD; Agholor 4-93, TD; TSmith 3-70, TD; Jeffery 3-31; Burton 2-16, TD; Clement 1-22; Johnson 1-6; Celek 1-5.

INTERCEPTIONS

CARDS: Bethea 1-0.
 Eagles: None.

Game 6
CARDINALS 38, Buccaneers 33
October 15, 2017 – University of Phoenix Stadium (63,999)

The Cardinals evened their record at 3-3 with a home victory over the 2-2 Buccaneers. They scored TDs on each of their first 3 offensive possessions and took a 24-0 halftime lead that grew to 31-0 early in the 3rd. The offensive explosion coincided with the arrival of RB Adrian Peterson, who AZ picked up in trade with the Saints on Tuesday. In his Cards debut, the 32-year old All-Pro was sensational finishing with 134 rushing yards on 26 carries with 2 TDs. The ground success opened things up for the passing game where Carson Palmer completed his first 14 passes that included 3 TDs. His primary target was Larry Fitzgerald who had a game-high 10 catches for 138 yards a TD. As it turned out, the Cards would need every bit of that offensive production as the Bucs clawed back to make it a game with 33 second half points, including 27 in the 4th. They did with back-up QB Ryan Fitzpatrick who took over in the 2nd quarter after starter Jameis Winston injured his shoulder on a hit from Chandler Jones. In the end, the Cards cushion was enough to weather the late barrage and emerge with an important 5-point victory.

Peterson's impact was evident from the start. AZ took the opening kickoff and moved 75 yards in 7 plays; 4 of them were Peterson runs that gained 54 yards including a 27-yard TD jaunt. The next Cards series also ended with 7, this time when Palmer finished the 7-play, 86-yard drive with a 14-yard scoring pass to TE Troy Niklas. After a TB 3-n-out, the lead grew to 21-0 when Palmer's 11-yard TD to Fitzgerald capped a 75-yard scoring drive. With 5:31 to go in the 2nd, Phil Dawson's 28-yard FG made it 24-0 and Winston had been knocked from the game. In his 1st series of action, Fitzpatrick led the Bucs to the AZ5 but the Cards turned them away on both 3rd and 4th downs to secure the 1st half shut out.

On the 2nd play of the 3rd quarter, S Antoine Bethea notched his 3rd INT in as many games and returned the pick 21 yards to the TB 33. Four plays later, Palmer hit WR John Brown with a 17-yard TD pass that made it 31-0. Midway thru the 3rd, Fitzpatrick and DeSean Jackson connected on a 4-yard TD to begin a string of 20 unanswered points for the Bucs. A 10-yard TD catch by TE Cameron Brate was followed :36 later by a defensive score; LB Lavonte David scooped up a Fitzgerald fumble and his 21-yard return made it 31-21 with about 13 minutes left. AZ's next possession ended on an Andy Lee punt that rookie Budda Baker downed at the 1. On the next play, Cards CB Tramon Williams came up with a huge INT wrestled a pass from WR Mike Evans, giving the ball back to the offense at the TB1. On the next snap, Peterson punched it in from there and the Cards led 38-20 with 7:17 left. But the Bucs would get 2 more TDs in that span – a 1-yard Doug Martin run and a 37-yard Evans TD catch – to make it a 5-point game with 2:02 remaining. However, when Fitzgerald recovered the on-side kick attempt, the Cards were able to salt the time away with 3 kneeldowns.

Buccaneers	0	0	6	27	33
CARDINALS	14	10	7	7	38

Team	Qtr.	Time	Scoring Play	Drive	Score
CARDS	1	11:52	APeterson 27-yard run (Dawson kick)	6-75, 3:08	0-7
CARDS	1	5:24	Niklas 14-yard pass from Palmer (Dawson kick)	7-86, 3:38	0-14
CARDS	2	12:04	Fitzgerald 11-yard pass from Palmer (Dawson kick)	7-95, 4:04	0-21
CARDS	2	5:31	Dawson 28-yard FG	10-60, 6:02	0-24
CARDS	3	11:58	JoBrown 17-yard pass from Palmer (Dawson kick)	4-33, 2:11	0-31
Bucs	3	8:27	DJackson 4-yard pass from Fitzpatrick (run failed)	8-75, 3:31	6-31
Bucs	4	13:32	Brate 10-yard pass from Fitzpatrick (pass failed)	6-63, 2:50	12-31
Bucs	4	12:56	David 21-yard fumble return TD (Martin run)	--	20-31
CARDS	4	7:17	APeterson 1-yard run (Dawson kick)	1-1; 0:05	20-38
Bucs	4	3:02	Martin 1-yard run (pass failed)	11-70, 4:15	26-38
Bucs	4	2:02	Evans 37-yard pass from Fitzpatrick (Murray kick)	3-65, 0:32	33-38

STATISTICS

	TB	AZ
First Downs	21	23
3 rd Down Eff. (Pct)	7-14 (50)	4-9 (44)
Total Plays	64	59
Avg. Gain	6.5	7.3
Rushes-Yards	21-68	35-160
Net Passing Yards	346	272
Total Net Yards	414	432
Passing (A-C-I)	42-27-2	22-18-1
Sacked by Opp.	1-5	2-11
Punts-Average	4-38.5	2-46.5
Fumbles-Lost	0-0	3-1
Penalties	9-49	7-61
Time of Possession	27:37	32:23

Weather: Indoors

RUSHING

Bucs: Martin 14-53, TD; Fitzpatrick 3-10; Reedy 1-4; Rodgers 3-1.
 CARDS: APeterson 26-134, 2 TD; Nelson 1-16; KWilliams 3-14; Palmer 5-(-4).

PASSING

Bucs: Fitzpatrick 22-32, 290, 3 TD, 2 INT; Winston 5-10, 61 yds, 0 TD, 0 INT.
 CARDS: Palmer 18-22, 283 yds, 3 TD, 1 INT.

RECEIVING

Bucs: Brate 6-76, TD; Humphries 6-51; Sims 4-45; Evans 3-95, TD; DJackson 3-38, TD; Howard 1-15; Martin 1-11; Godwin 1-9; Rodgers 1-6; Stocker 1-5.
 CARDS: Fitzgerald 10-138, TD; JoBrown 3-63, TD; Gresham 2-32; Niklas 2-20, TD; JaBrown 1-30.

INTERCEPTIONS

Bucs: Grimes 1-39.
 Cards: Bethea 1-21; TWilliams 1-0.

Game 7

Rams 33, CARDINALS 0

October 22, 2017 – Twickenham Stadium, London (73,736)

The 3-3 Cardinals traveled to London to take on the 4-2 Rams in a key divisional showdown at Twickenham Stadium. After a promising game-opening drive, Arizona would be outplayed by LA in all three phases of the game the rest of the way. In addition to suffering a 33-0 defeat, the Cards lost QB Carson Palmer late in the 1st half with a fractured left forearm that would require surgery and land him on IR. The most damage was done in the 2nd quarter when the Rams scored 20 points in all and 17 in the final 5:25. LA enjoyed a near two-to-one advantage in time of possession and outgained AZ 425-193 in total offensive yards. The Cards were hampered by 10 penalties, including 5 neutral zone infractions on defense and allowed the Rams to convert 13 of their 19 third down attempts (68%).

On the game's opening drive, Palmer completed 4 of 5 passes for 62 yards and moved AZ to the LA14 but Phil Dawson's 32-yard try from there was wide left. The Rams then moved 73 yards to the AZ5 where Greg Zuerlein's 23-yard FG made it 3-0. Zuerlein doubled the LA lead early in the 2nd with a 33-yarder that capped an 8-play, 51-yard drive. With 5:48 remaining before halftime and trailing 6-0, the Cards took over at their own 18 when disaster struck. On the drive's first play, LB Alec Ogletree hit Palmer while he was throwing; it caused the ball to flutter and led to a Lamarcus Joyner INT that he returned 29 yards to the AZ18. The play would be Palmer's last as he exited with a fractured left forearm suffered on the play and Drew Stanton came on at QB the rest of the way. On the next snap after the turnover, Todd Gurley ran for an 18-yard TD that made it 13-0. With 1:22 to go before halftime, the Rams were again threatening at the AZ32 when Goff's pass was nearly INT'd by S Antoine Bethea but he could not hold on. Instead, the LA drive continued and ultimately ended when Goff ran it in himself from 9 yards out to put the Rams up 20-0 with :41 remaining before intermission. On the next play from scrimmage, Stanton was picked off by LB Mark Barron and that led to a 53-yard Zuerlein FG as the half expired.

Zuerlein would add a 34-yarder on the opening drive of the 3rd quarter to make it 26-0. The next Rams drive reached the AZ21 but Cards \$LB Deone Bucannon ended it with an INT off Goff that he returned 39 yards to the LA47. The Cards could not capitalize on their last best chance for points and only a late Goff pass to WR Cooper Kupp remained to provide the game's final margin.

Larry Fitzgerald extended his streak of games with at least one reception to 202 and Twickenham Stadium became the 40th different NFL venue at which he's had a regular season catch. RB Adrian Peterson made his 2nd appearance as a Cardinal and his 2nd appearance of the month in the UK; prior to being traded to AZ, he played at Wembley Stadium with the Saints on October 1 and became the 1st in NFL history to play 2 London games in the same season.

CARDINALS	0	0	0	0	0
Rams	3	20	3	7	33

Team	Qtr.	Time	Scoring Play	Drive	Score
Rams	1	4:14	Zuerlein 23-yard FG	14-73, 5:50	0-3
Rams	2	11:13	Zuerlein 33-yard FG	8-51, 3:38	0-6
Rams	2	5:25	Gurley 18-yard run (Zuerlein kick)	1-18, 0:10	0-13
Rams	2	0:41	Goff 9-yard run (Zuerlein kick)	8-88, 1:23	0-20
Rams	2	0:00	Zuerlein 53-yard FG	4--(-7), 0:33	0-23
Rams	3	10:53	Zuerlein 34-yard FG	10-63, 4:07	0-26
Rams	4	3:46	Cupp 18-yard pass from Goff (Zuerlein kick)	16-80, 10:10	0-33

STATISTICS

	AZ	LA
First Downs	10	28
3 rd Down Eff. (Pct)	3-12 (25)	13-19 (68)
Total Plays	47	78
Avg. Gain	4.1	5.4
Rushes-Yards	12-25	40-197
Net Passing Yards	168	228
Total Net Yards	193	425
Passing (A-C-I)	32-15-2	37-22-1
Sacked by Opp.	3-16	1-7
Punts-Average	6-43.8	2-59.5
Fumbles-Lost	1-0	0-0
Penalties	10-65	6-45
Time of Possession	20:59	39:01

Weather: Cloudy, 54 degrees, Humidity 72%, Winds W 10 mph

RUSHING

CARDS: APeterson 11-21; Stanton 1-4.
Rams: Gurley 22-106, TD; MBrown 11-48; Austin 3-27; Goff 2-13, TD; Woods 1-4; Mannion 1-(-1).

PASSING

CARDS: Palmer 10-18, 122 yds, 0 TD, 1 INT; Stanton 5-14, 62 yds, 0 TD, 1 INT.
Rams: Goff 22-37, 235 yds, 1 TD, 1 INT.

RECEIVING

CARDS: Fitzgerald 3-29; Golden 3-20; JaBrown 2-37; Nelson 2-35; KWilliams 2-27; Gresham 1-18; APeterson 1-2; JoBrown 1-6.
Rams: Woods 5-59; Kupp 4-51, TD; Gurley 4-48; Watkins 3-42; Higbee 3-13; Austin 2-15; MBrown 1-7.

INTERCEPTIONS

Cards: Bucannon 1-39.
Rams: Joyner 1-29; Barron 1-10.

Game 8

CARDINALS 20, 49ers 10

November 5, 2017 – Levi's Stadium (70,133)

The Cardinals evened their record at 4-4 and posted their 6th straight win over the Niners thanks to a 10-point road victory. RB Adrian Peterson shouldered much of the load in his 3rd game with the team, gaining 159 yards on a career-high 37 rushing attempts. The carry total was a franchise record and most ever by an NFL player in his 30's. Starting for the 1st time in over a year in place of Carson Palmer, who fractured his arm in the previous game against the Rams in London, QB Drew Stanton turned in a solid and efficient performance. He threw a pair of 1st half TDs and was not sacked once. His San Fran counterpart C.J. Beathard was not as fortunate as the Arizona D recorded 5 sacks and another 16 QB hits.

On the game's 1st play from scrimmage Stanton connected with WR John Brown on a 52-yard pass play down the right sideline that took it to the SF28. However, the Cards came away pointless after Phil Dawson's 38-yard FG try hit the right upright. The 49ers offense then advanced to midfield but a completion to FB Kyle Juszczyk was ripped away by S Tyrann Mathieu. CB Patrick Peterson scooped up the loose ball – Arizona's 1st fumble recovery of the season - and returned it 47 yards to the SF 6. Three plays later, Stanton kept a 3rd down play alive by scrambling to his right and then found WR Jaron Brown in the end zone to give AZ a 7-0 lead. It remained that way until late in the 1st quarter when San Fran WR Marquise Goodwin hauled in a 55-yard deep ball from Beathard to put the Niners at the AZ27. That gain set-up a 42-yard Robbie Gould FG on the 1st play of the 2nd quarter that made it 7-3. On the ensuing series, AZ moved 75 yards in 7 plays and went up 14-3 when Stanton hit TE Jermaine Gresham on an 11-yard TD pass. On that drive, Peterson ran 4 times for 37 yards and Stanton was 3-3 for 38 yards including the TD. Later in the 2nd quarter, the Cards were in position to add to their lead after marching to the SF14 but Stanton's pass to Gresham in the end zone was intercepted by 49ers S Eric Reid to halt the threat.

San Fran opened the 2nd half by moving 75 yards in 13 plays and cutting the lead to 14-10 when Beathard scored on a 1-yard TD run. The 49ers would not score again. The AZ defense sent them 3-n-out on their next 2 drives while adding a pair of Dawson FGs (25 & 32 yarders) via lengthy drives that combined to chew 13:26 off the 2nd half clock. San Fran threatened late when they reached the AZ9 with 2:35 remaining. However, LB Karlos Dansby gathered in a deflected Beathard pass for his 20th career INT. In doing so, Dansby became just the 5th player in NFL history with 20+ INTs and 40+ sacks. Other Cardinals eclipsed milestones as well. Larry Fitzgerald's 70 receiving yards on 5 catches allowed him to pass Tim Brown and move into 6th on the NFL's all-time receiving yardage list. Peterson moved ahead of both Thurman Thomas and Franco Harris into 14th place on the league's all-time rushing yardage list; he also eclipsed 12,000 career rushing yards, reaching that plateau in the 4th fewest number of games (130) in NFL history. Stanton won his 4th straight start and improved his record to 7-3 as a starter with the Cards. Chandler Jones recorded his 9th sack of the year, matching the most-ever by a Cardinal thru 8 games (Simeon Rice, 1999).

CARDINALS	7	7	0	6	20
49ers	0	3	7	0	10

Team	Qtr.	Time	Scoring Play	Drive	Score
CARDS	1	10:15	JaBrown 3-yard pass from Stanton (Dawson kick)	3-6, 1:23	7-0
49ers	2	14:55	Gould 42-yard FG	6-58, 1:43	7-3
CARDS	2	11:04	Gresham 11-yard pass from Stanton (Dawson kick)	7-75, 3:51	14-3
49ers	3	9:43	Beathard 1-yard run (Gould kick)	13-75, 5:17	14-10
CARDS	4	13:31	Dawson 25-yard FG	12-65, 6:24	17-10
CARDS	4	5:33	Dawson 32-yard FG	11-39, 7:03	20-10

STATISTICS

	AZ	SF
First Downs	20	17
3 rd Down Eff. (Pct)	7-16 (44)	6-17 (35)
Total Plays	73	73
Avg. Gain	5.0	4.5
Rushes-Yards	43-167	17-63
Net Passing Yards	201	266
Total Net Yards	368	329
Passing (A-C-I)	30-15-1	51-24-1
Sacked by Opp.	0-0	5-28
Punts-Average	6-45.0	8-44.0
Fumbles-Lost	1-1	1-1
Penalties	2-25	8-53
Time of Possession	36:22	23:38

Weather: Sunny & clear, 61 degrees, Humidity 48%, Winds NW 8 mph

RUSHING

CARDS: APeterson 37-159; KWilliams 2-6; Stanton 4-2.
49ers: Hyde 12-41; Beathard 3-16, TD; Juszczyk 1-5; Breida 1-1.

PASSING

CARDS: Stanton 15-30, 201 yds, 2 TD, 1 INT.
49ers: Beathard 24-51, 294 yds, 0 TD, 1 INT.

RECEIVING

CARDS: Fitzgerald 5-70; Gresham 2-23, TD; Ellington 2-14; Peterson 2-8; JoBrown 1-52; Niklas 1-16; Nelson 1-15; JaBrown 1-3, TD.
49ers: Hyde 9-84; Kittle 3-27; Goodwin 2-68; Bourne 2-39; Taylor 2-22; Robinson 2-18; Breida 2-18; Celek 1-13; Juszczyk 1-5.

INTERCEPTIONS

CARDS: Dansby 1-4.
49ers: Reid 1-0.

Game 9
Seahawks 22, CARDINALS 16
November 9, 2017 – University of Phoenix Stadium (64,639)

On a Thursday night in AZ, the Cards fell to 4-5 after suffering a 6-point divisional defeat at the hands of the Seahawks. Said head coach Bruce Arians afterwards, "We knew this would come down to a game of big plays and we didn't make enough. Obviously Russell (Wilson) made a great one...and that was probably the deciding factor in the game." The Cards had chances throughout the contest but were hurt by dropped passes and other missed opportunities. And the big play from the Seattle signal-caller that Arians alluded to came early in the 4th with Seattle leading 15-10. On 2nd-n-21 from his own 44, Wilson couldn't find an open receiver but bought time by scrambling and circling in the backfield to elude the AZ defenders. He ultimately tossed it toward the left sideline where WR Doug Baldwin came down with it and took it 54 yards to the AZ2. On the next snap, Jimmy Graham caught his 2nd TD pass of the night that made in 22-10 with 12:49 left and seriously wounded Arizona's chances. The Cards would score in the final minute to close the gap but their fate was sealed when Seattle recovered the ensuing on-side kick.

The game started promisingly for AZ when a Seahawks 3-n-out and punt set the Cards offense up at the SEA48 for their first offensive snap. On it, however, RB Adrian Peterson fumbled and Seattle took over. It was the start of a stifling evening of run defense that saw the Seahawks hold Peterson to 29 yards on 21 carries. Late in the 1st, Seattle went up 7-0 when Wilson and Graham capped a 51-yard drive with a 6-yard TD connection. QB Drew Stanton, who made his 2nd straight start in place of injured Carson Palmer, then led AZ on a 9-play, 75-yard game-tying TD drive aided by 4 Seattle penalties that resulted in 1st downs. The score came on a 14-yard TD pass to TE Jermaine Gresham. The next Cards offensive series started at their own 2 following a punt and penalty; on the 1st play, Peterson was tackled in the end zone for a safety that made it 9-7. After Seattle made it 12-7 on a Blair Walsh FG with 1:52 to go in the 1st half, AZ advanced into Seahawks territory. It ended however when the Cards went for it on 4th-n-9 from the SEA38 but didn't pick it up. On the next play, WR Paul Richardson hauled in a 43-yard pass at the AZ19 and that led to another Walsh FG, this one a 43-yarder that made it 15-7 at intermission.

The only points of the 3rd quarter came on its 1st drive. Phil Dawson's 43-yard FG capped an 11-play, 51-yard drive that pulled AZ to within 5. But the aforementioned Seattle TD early in the 4th pushed it back up to 12 with 12:49 remaining. With 4:20 to go, the Cards were at the SEA15 and faced a 4th-n-8 but couldn't pick it up. They'd get the ball back and added a TD with :20 remaining on a 1-yard Andre Ellington TD but would get no closer. Individually, Larry Fitzgerald led all receivers with 10 catches for 113 yards and eclipsed 15,000 career receiving yards. LB Chandler Jones recorded his 10th sack of the year, giving him double-digits for the 2nd straight year. But the game was costly for both sides. AZ lost a pair of starters - LT DJ Humphries and S Tyvon Branch - to knee injuries and back-up TE Ifeanyi Momah to a broken ankle. Seattle also saw a number of players injured, most notably CB Richard Sherman (Achilles).

Seahawks	7	8	0	7	22
CARDINALS	0	7	3	6	16

Team	Qtr.	Time	Scoring Play	Drive	Score
Seahawks	1	5:07	Graham 6-yard pass from Wilson (Walsh kick)	9-51, 4:00	7-0
CARDS	2	14:53	Gresham 14-yard pass from Stanton (Dawson kick)	9-75, 5:14	7-7
Seahawks	2	10:53	Peterson tackled in end zone for a safety	--	9-7
Seahawks	2	1:52	Walsh 33-yard FG	11-76, 5:45	12-7
Seahawks	2	0:02	Walsh 43-yard FG	5-37, 0:44	15-7
CARDS	3	8:32	Dawson 43-yard FG	11-51, 6:28	15-10
Seahawks	4	12:49	Graham 2-yard pass from Wilson (Walsh kick)	7-80, 3:54	22-10
CARDS	4	0:20	Ellington 1-yard run (kick blocked)	11-61, 2:08	22-16

STATISTICS

	SEA	AZ
First Downs	14	24
3 rd Down Eff. (Pct)	3-13 (23)	6-15 (40)
Total Plays	60	73
Avg. Gain	4.8	4.0
Rushes-Yards	23-75	24-34
Net Passing Yards	212	256
Total Net Yards	287	290
Passing (A-C-I)	32-22-0	47-24-0
Sacked by Opp.	5-26	2-17
Punts-Average	8-49.8	5-46.0
Fumbles-Lost	1-0	1-1
Penalties	12-108	9-68
Time of Possession	30:53	29:07

Weather: Clear, 79 degrees, Humidity 32%, Winds 0 mph

RUSHING

Seahawks: Rawls 10-27; McKissic 5-26; Wilson 5-19; Prossie 3-3.
 CARDS: Peterson 21-29; Ellington 2-4, TD; Stanton 1-1.

PASSING

Seahawks: Wilson 22-32, 238 yds, 2 TD, 0 INT.
 CARDS: Stanton 24-47, 273 yds, 1 TD, 0 INT.

RECEIVING

Seahawks: Graham 6-27, 2 TD; Baldwin 5-95; McKissic 4-20; Vannett 2-22; Rawls 2-12; Richardson 1-43; Lockett 1-16; Darboh 1-3.
 CARDS: Fitzgerald 10-113; Gresham 5-64, TD; Ellington 3-26; JoBrown 2-27; JaBrown 2-13; Nelson 1-17; Peterson 1-13.

INTERCEPTIONS

Seahawks: None
 CARDS: None

Game 10
Texans 31, CARDINALS 21
November 19, 2017 – NRG Stadium (71,680)

In week 11 at Houston, the Cards led 21-17 after three quarters but surrendered a pair of 4th quarter TD runs to fall 31-21. A key sequence came on consecutive plays in the fourth quarter. Trailing by 3 with 6:30 to play, the Cardinals went for it on 4th-n-1 from their own 35 but were stopped short and on the next snap, Houston ran for a TD that made it a 10-point game. The outcome left each team with a 4-6 record with 6 games to play. Arizona started its 3rd different QB of the season as Blaine Gabbert saw his 1st action in a Cardinals uniform. He was a solid 22-34 for 257 yards and a career-high 3 TDs. Two of those scores came on TD passes to rookie TE Ricky Seals-Jones, an undrafted free agent who entered the game with zero career catches. Gabbert's other TD was to WR Larry Fitzgerald who led all receivers with 9 catches for 91 yards. He also moved past Tony Gonzalez into 5th place on the NFL's all-time receiving yardage list. Rookie safety Budda Baker made his 1st career start in place of Tyvon Branch who was lost for the season the week before. The 2nd round draft pick was outstanding, collecting 12 tackles, a sack, two forced fumbles and a fumble recovery.

The game began with a scoreless opening quarter but the teams combined for 24 in the 2nd. Houston struck first when Tom Savage's 7-yard TD pass to RB Lamar Miller made it 7-0. Midway through the quarter, Baker delivered one of his several big plays on the afternoon. Coming on a blitz, he knocked the ball from Savage and recovered it himself at the HOU17. Two plays later, Fitzgerald hauled in a 20-yard pass from Gabbert to tie the game at 7. Five minutes later, the AZ defense set up another score. CB Patrick Peterson snatched a tipped pass along the sideline for his 21st career INT and returned it 22 yards to the HOU16. Two plays later, Gabbert threw an 11-yard dart to Seals-Jones that made it 14-7 with 4:41 left in the 1st half. That was enough time for the Houston offense to move into position for a 34-yard Ka'imi Fairbairn FG just before intermission that trimmed the AZ lead to 14-10 going into the halftime locker room.

The Texans got the ball first to open the 2nd half and moved 74 yards in 7 plays, taking the lead on a 28-yard Savage pass to WR DeAndre Hopkins. With 4:41 remaining in the 3rd, Seals-Jones put the Cards back on top when he caught a pass between two defenders and continued on for a 28-yard TD. The Texans answered with another long drive, this one a 12-play, 75-yard effort that ended on a 3-yard scoring run from rookie RB D'Onta Foreman. That TD put Houston up 24-21 with 13:13 left. It remained that way until the Cards faced that pivotal 4th-n-1 decision from their own 35. Adrian Peterson was stopped on a run short of the first down marker. On the next play from scrimmage, Foreman raced 34 yards for a back-breaking TD that put Houston up 10 with 6:19 to play. The next two AZ drives ended on interceptions to end any Arizona comeback hopes.

CARDINALS	0	14	7	0	21
Texans	0	10	7	14	31

Team	Qtr.	Time	Scoring Play	Drive	Score
Texans	2	14:12	L.Miller 7-yard pass from Savage (Fairbairn kick)	12-89, 6:58	0-7
CARDS	2	7:20	Fitzgerald 20-yard pass from Gabbert (Dawson kick)	2-17, 0:47	7-7
CARDS	2	1:53	Seals-Jones 11-yard pass from Gabbert (Dawson kick)	2-15, 0:29	14-7
Texans	2	0:05	Fairbairn 34-yard FG	8-59, 1:48	14-10
Texans	3	11:02	Hopkins 28-yard pass from Savage (Fairbairn kick)	7-74, 3:58	14-17
CARDS	3	4:41	Seals-Jones 28-yard pass from Gabbert (Dawson kick)	7-51, 3:45	21-17
Texans	4	13:13	Foreman 3-yard run (Fairbairn kick)	12-75, 6:28	21-24
Texans	4	6:19	Foreman 34-yard run (Fairbairn kick)	1-34, 0:07	21-31

STATISTICS

	AZ	HOU
First Downs	17	22
3 rd Down Eff. (Pct)	3-10 (30)	8-15 (53)
Total Plays	54	67
Avg. Gain	5.4	5.3
Rushes-Yards	18-48	34-134
Net Passing Yards	244	223
Total Net Yards	292	357
Passing (A-C-I)	34-22-2	32-22-1
Sacked by Opp.	2-13	1-7
Punts-Average	6-46.5	6-46.8
Fumbles-Lost	1-0	4-1
Penalties	10-90	6-42
Time of Possession	26:14	33:462

Weather: Indoors

RUSHING

CARDS: APeterson 14-26; Gabbert 3-13; KWilliams 1-9.
 Texans: Foreman 10-65, 2 TD; LMiller 22-61; Ellington 1-5; Savage 1-3.

PASSING

CARDS: Gabbert 22-34, 257 yds, 3 TD, 2 INT.
 Texans: Savage 22-32, 230 yds, 2 TD, 1 INT.

RECEIVING

CARDS: Fitzgerald 9-91, TD; Seals-Jones 3-54, 2 TD; JoBrown 3-18; Foster 2-26; JaBrown 1-22; Nelson 1-14; APeterson 1-13; Gresham 1-10; KWilliams 1-9.
 Texans: Ellington 6-63; Hopkins 4-76, TD; LMiller 4-22, TD; Foreman 3-15; Fiedorowicz 2-18; BMiller 2-14; Anderson 1-22.

INTERCEPTIONS

CARDS: PPeterson 1-22.
 Texans: Hal 1-7; Pleasant 1-0.

**Game 11
CARDINALS 27, Jaguars 24**

November 26, 2017 – University of Phoenix Stadium (63,891)

Phil Dawson made the longest FG of his 19-year career - a 57-yarder with :01 remaining - and QB Blaine Gabbert threw two TD passes against the team that drafted him 10th overall in 2011, lifting Arizona to a 3-point victory over AFC South-leading Jacksonville. Riding a 4-game win streak, the Jags came to AZ with a 7-3 record and a defense that ranked #1 in the NFL in many key categories, including fewest points (14.1), total yards (275.6) and passing yards (162.0) per game. The Gabbert-led Cards offense would score 27 while gaining 344 total net yards & 236 passing. Led by Chandler Jones' 2.0 sacks and 5 tackles for losses, the Arizona defense held the Jags #1 ranked run game almost 70 yards beneath its season average of 160.6. The home victory improved the Cards' season record to 5-6.

Arizona jumped out to a 13-0 first-half lead thanks to a pair of Dawson FGs and a 29-yard Gabbert TD pass to Ricky Seals-Jones, the 3rd in 2 games for the undrafted rookie TE. Twice in the 1st half, the Cards needed replay reversals to correct key calls from Clete Blakeman's crew. A down-by-contact ruling on a Chris Ivory fumble was reversed to a fumble following an AZ challenge and a Kerwynn Williams turnover was changed to a non-fumble after another replay review. Just before halftime, the Jags got on the board with a 43-yard Josh Lambo FG that made it 13-3.

Dawson's 3rd FG of the game, a 48-yarder on the opening drive of the 3rd made it 16-3. Jags QB Blake Bortles then led a 7-play, 75-yard drive that he ended with a 1-yard TD run on 4th-n-goal to make it 16-10 Arizona. That score remained until early in the 4th. On 3rd-n-10 from the AZ15, Gabbert was sacked from behind by DE Yannick Ngakoue forcing a fumble that former Cardinal Calais Campbell returned 10 yards for a go-ahead score. The Cards responded with a 52-yard TD pass to WR Jaron Brown, on which Gabbert stepped up in the pocket to avoid Campbell before throwing the ball some 45 yards in the air. That play along with a Larry Fitzgerald completion on the 2-point try put AZ up 24-17. But Corey Grant returned the ensuing kickoff 68 yards to the AZ38 and 4 plays later Bortles scored on a 17-yard run to tie the game midway thru the 4th. With 3:38 to play, S Barry Church intercepted Gabbert setting the Jags up at their own 42. A minute later, Jacksonville was at the AZ38 facing a 3rd-n-8 when S Tyrann Mathieu picked off a Bortles pass attempt to give AZ possession at its own 41 with 2:42 remaining. Facing a 4th-n-1 at midfield, the Cards punted and Andy Lee pinned the Jags at their own 10 with 1:14 to go. A 2nd down pass break-up by Mathieu was key to a Jax 3-n-out after which the Cards took over at their own 39 with :16 left and no timeouts. A 10-yard completion to RB Kerwynn Williams was followed by a brilliant, toe-tapping sideline catch by RB D.J. Foster. The crucial 12-yard gain moved it to the Jax39 to set-up Dawson's 57-yarder that had plenty of room to spare.

	Jaguars	0	3	7	14	24	
	CARDINALS	3	10	3	11	27	
Team	Qtr.	Time	Scoring Play	Drive	Score		
CARDS	1	8:22	Dawson 34-yard FG	9-51, 4:51	0-3		
CARDS	2	9:00	Dawson 42-yard FG	5-36, 2:08	0-6		
CARDS	2	4:44	Seals-Jones 29-yard pass from Gabbert (Dawson kick)	4-41, 2:07	0-13		
Jaguars	2	0:15	Lambo 43-yard FG	8-31, 1:45	3-13		
CARDS	3	11:29	Dawson 48-yard FG	8-45, 3:31	3-16		
Jaguars	3	7:33	Bortles 1-yard run (Lambo kick)	7-75, 3:56	10-16		
Jaguars	4	12:10	Campbell 10-yard fumble return (Lambo kick)	--	17-16		
CARDS	4	9:07	JaBrown 17-yard run (Gabbert-Fitzgerald pass)	6-75, 3:03	17-24		
Jaguars	4	7:26	Bortles 17-yard run (Lambo kick)	4-38, 1:41	24-24		
CARDS	4	0:01	Dawson 57-yard FG	3-22, 0:15	24-27		

STATISTICS

	Jax	AZ
First Downs	19	20
3 rd Down Eff. (Pct)	1-12 (8)	7-17 (41)
Total Plays	58	70
Avg. Gain	3.8	4.9
Rushes-Yards	22-91	31-108
Net Passing Yards	128	236
Total Net Yards	219	344
Passing (A-C-I)	33-19-1	38-22-1
Sacked by Opp.	3-32	1-5
Punts-Average	8-49.5	6-45.7
Fumbles-Lost	3-2	2-1
Penalties	5-45	10-98
Time of Possession	25:21	34:39

Weather: Indoors

RUSHING

Jaguars: Bortles 6-62, 2 TD; Fournette 12-25; Yeldon 3-10; Ivory 1-(-6).
CARDS: APeterson 20-79; Gabbert 6-17; KWilliams 3-8; Foster 1-4; Williams 1-0.

PASSING

Jaguars: Bortles 19-33, 160 yds, 0 TD, 1 INT.
CARDS: Gabbert 22-38, 241 yds, 2 TD, 1 INT.

RECEIVING

Jaguars: Westbrook 6-41; Yeldon 5-42; Fournette 3-17; Cole 2-30; Lee 1-13; Lewis 1-10; O'Shaughnessy 1-7.
CARDS: Seals-Jones 4-72, TD; APeterson 4-20; Foster 3-18; Fitzgerald 3-12; Niklas 2-22; Gresham 2-13; JaBrown 1-52, TD; Nelson 1-14; KWilliams 1-10; CWilliams 1-8.

INTERCEPTIONS

Jaguars: Church 1-0.
CARDS: Mathieu 1-1.

**Game 12
Rams 32, CARDINALS 16**

December 3, 2017 – University of Phoenix Stadium (63,986)

Arizona endured a rough start that saw the visiting Rams jump out to a 16-0 opening quarter lead but came back to narrow it to 19-13 by halftime. However, LA outscored the Cards 13-3 in the 2nd half and emerged with a 32-16 victory that improved the Rams to 9-3 and dropped AZ to 5-7. Offensively, RB Todd Gurley led the way for LA with 168 yards from scrimmage (74 rushing and 84 receiving) while the defense recorded 6 sacks and 2 INTs, both of which led to TDs. Arizona's offense was without injured RB Adrian Peterson (neck) but in his place Kerwynn Williams ran 16 times for 97 yards despite entering the game with cracked ribs. Larry Fitzgerald again led the way with 10 catches for 98 yards and a TD while also eclipsing a number of career milestones; most notably he moved past Isaac Bruce into 4th place in career receiving yards and recorded his 12,000th career catch, doing so in the fewest games in NFL history (214).

The Rams opened with a 56-yard Greg Zuerlein FG on the game's opening drive. On the next play from scrimmage, Blaine Gabbert's deep throw to JJ Nelson was picked off by S Lamarcus Joyner who returned it 46 yards to the AZ23. The Rams advanced to the 1 in 6 plays and on 4th-n-goal from there, Jared Goff hit TE Gerald Everett on a slant for a 9-0 lead after the PAT failed. Cards LB Kareem Martin gave AZ a spark when he halted the next LA drive with an INT to set the offense up at its own 40. Three plays later though, LB Alec Ogletree stepped in front of Gabbert's 3rd-n-9 pass and returned the INT 41 yards for a score that made it 16-0 late in the 1st. Early in the 2nd Kerwynn Williams brought the AZ offense to life; his 5 runs for 47 yards moved the Cards downfield and set up a 1-yard TD run by fellow RB Elijahaa Penny. After a 3-n-out from LA, the Cards took over at their own 30 with 5:33 remaining in the 1st half. A 25-yard Williams run took it to the LA45 and 26-yard completion to Nelson moved it to the 16. One play later, Gabbert hit Fitzgerald with a 15-yard TD. After the PAT was blocked, the Rams lead was just 16-13 with 3:35 left. However a series of Gurley runs and catches gained 75 to set up a FG as the half expired.

The only points of the 3rd quarter came when LA's special teams units gave the Rams possession at the AZ30 and 6 plays later, Sammy Watkins scored on an 11-yard pass from Goff to make it 26-13 thru 3. Early in the 4th, Phil Dawson's 54-yard FG made it a 10-point game. With 11 minutes to go, AZ had a chance to cut it to 7 on its next possession but Dawson's 45-yard FG try was blocked up the middle by DT Michael Brockers. LA would cash in with a 24-yard Zuerlein FG and a later one from 41 yards out made the final score 32-13.

	Rams	16	3	7	6	32	
	CARDINALS	0	13	0	3	16	
Team	Qtr.	Time	Scoring Play	Drive	Score		
Rams	1	11:41	Zuerlein 56-yard FG	6-31, 3:19	3-0		
Rams	1	7:51	Everett 1-yard pass from Goff (kick failed)	7-23, 3:30	9-0		
Rams	1	2:45	Ogletree 41-yard INT return (Zuerlein kick)	--	16-0		
CARDS	2	7:38	Penny 1-yard run (Dawson kick)	9-67, 6:07	16-7		
CARDS	2	3:25	Fitzgerald 15-yard pass from Gabbert (kick blocked)	6-70, 2:28	16-13		
Rams	2	0:00	Zuerlein 20-yard FG	9-78, 3:25	19-13		
Rams	3	5:07	Watkins 11-yard pass from Goff (Zuerlein kick)	6-30, 3:00	26-13		
CARDS	4	14:55	Dawson 54-yard FG	10-46, 5:12	26-16		
Rams	4	6:18	Zuerlein 24-yard FG	8-52, 4:34	29-16		
Rams	4	1:55	Zuerlein 41-yard FG	7-31, 2:34	32-16		

STATISTICS

	LA	AZ
First Downs	18	19
3 rd Down Eff. (Pct)	3-11 (27)	7-15 (47)
Total Plays	56	62
Avg. Gain	5.4	5.0
Rushes-Yards	24-90	24-118
Net Passing Yards	213	194
Total Net Yards	303	312
Passing (A-C-I)	31-21-1	32-18-2
Sacked by Opp.	1-7	6-27
Punts-Average	4-51.8	5-50.8
Fumbles-Lost	1-0	1-0
Penalties	7-36	4-25
Time of Possession	28:58	31:02

Weather: Indoors

RUSHING

Rams: Gurley 19-74; Austin 3-8; Cooper 1-6; Goff 1-2.
CARDS: KWilliams 16-97; Gabbert 4-12; Foster 2-5; Penny 2-4, TD.

PASSING

Rams: Goff 21-31, 220 yds, 2 TD, 1 INT.
CARDS: Gabbert 18-32, 221 yds, 1 TD, 2 INT.

RECEIVING

Rams: Gurley 6-84; Kupp 5-68; Watkins 3-38, TD; Everett 2-7, TD; Reynolds 2-6; Carrier 1-14; Higbee 1-6; Cooper 1-(-3).
CARDS: Fitzgerald 10-98, TD; Seals-Jones 2-44; Nelson 2-42; Foster 2-20; Gresham 2-17.

INTERCEPTIONS

Rams: Joyner 1-46; Ogletree 1-41, TD.
CARDS: Martin 1-7.



ARIZONA CARDINALS 2017 TEAM STATS

Won 5, Lost 7

9/10/2017	L	23 - 35	at Detroit Lions
9/17/2017	W	16 - 13	at Indianapolis Colts
9/25/2017	L	17 - 28	Dallas Cowboys
10/1/2017	W	18 - 15	San Francisco 49ers
10/8/2017	L	7 - 34	at Philadelphia Eagles
10/15/2017	W	38 - 33	Tampa Bay Buccaneers
10/22/2017	L	0 - 33	at Los Angeles Rams
11/5/2017	W	20 - 10	at San Francisco 49ers
11/9/2017	L	16 - 22	Seattle Seahawks
11/19/2017	L	21 - 31	at Houston Texans
11/26/2017	W	27 - 24	Jacksonville Jaguars
12/3/2017	L	16 - 32	Los Angeles Rams

	Arizona	Opponent
Rushing	42	61
Passing	161	147
Penalty	34	22
3rd Down: Made/Att	66/172	73/177
3rd Down Pct.	38.4%	41.2%
4th Down: Made/Att	5/13	5/9
4th Down Pct.	38.5%	55.6%
Possession Avg.	29:46	30:14
Total Net Yards	3938	3964
Avg. Per Game	328.2	330.3
Total Plays	784	783
Avg. Per Play	5.0	5.1
Net Yards Rushing	919	1194
Avg. Per Game	76.6	99.5
Total Rushes	287	322
Net Yards Passing	3019	2770
Avg. Per Game	251.6	230.8
Sacked/Yards Lost	35/218	28/187
Gross Yards	3237	2957
Attempts/Completions	462/270	433/264
Completion Pct.	58.4%	61.0%
Had Intercepted	14	11
Punts/Average	64/46.7	69/46.2
Net Punting Avg.	38.7	42.9
Penalties/Yards	87/709	98/797
Fumbles/Ball Lost	14/6	15/4
Touchdowns	24	35
Rushing	5	11
Passing	18	20
Returns	1	4

Score By Periods	Q1	Q2	Q3	Q4	OT	Pts
Team	41	77	37	55	9	219
Opponents	60	66	66	115	3	310

Scoring	TD	Ru	Pa	Rt	PAT	FG	2Pt	Pts
P.Dawson	0	0	0	0	19/21	18/25	0	73
L.Fitzgerald	5	0	5	0	0/0	0/0	1	32
J.Brown	3	0	3	0	0/0	0/0	0	18
R.Seals-Jones	3	0	3	0	0/0	0/0	0	18
Jo.Brown	2	0	2	0	0/0	0/0	0	12
J.Nelson	2	0	2	0	0/0	0/0	0	12
A.Peterson	2	2	0	0	0/0	0/0	0	12
J.Gresham	2	0	2	0	0/0	0/0	0	12
J.Bethel	1	0	0	1	0/0	0/0	0	6
K.Williams	1	1	0	0	0/0	0/0	0	6
A.Ellington	1	1	0	0	0/0	0/0	0	6
E.Penny	1	1	0	0	0/0	0/0	0	6
T.Niklas	1	0	1	0	0/0	0/0	0	6
Team	24	5	18	1	19/21	18/25	1	219
Opponents	35	11	20	4	27/28	23/23	1	310

2-Pt. Conversions: Team 1/2, Opponents: 1/7
 Sacks: C.Jones 13.0, O.Pierre 3.5, H.Reddick 1.5, F.Rucker 1.5, A.Bethea 1.0, J.Mauro 1.0, K.Dansby 1.0, B.Baker 1.0, R.Gunter 1.0, C.Peters 1.0, T.Mathieu 1.0, J.Bynes 1.0, X.Williams 0.5 **Team: 28.0, Opponents: 35.0**

Rushing	No.	Yds	Avg	Long	TD
A.Peterson	129	448	3.5	27t	2
K.Williams	44	166	3.8	25	1
C.Johnson	45	114	2.5	11	0
A.Ellington	15	53	3.5	14	1
B.Gabbert	13	42	3.2	12	0
J.Nelson	2	30	15.0	16	0
D.Johnson	11	23	2.1	6	0
C.Palmer	14	12	0.9	4	0
J.Brown	1	10	10.0	10	0
D.Foster	3	9	3.0	4	0
D.Stanton	6	7	1.2	5	0
E.Penny	3	5	1.7	3	1
C.Williams	1	0	0.0	0	0
Team	287	919	3.2	27t	5
Opponents	322	1194	3.7	37	11

Receiving	No.	Yds	Avg	Long	TD
L.Fitzgerald	82	878	10.7	37	5
A.Ellington	33	297	9.0	24	0
J.Gresham	27	267	9.9	20	2
J.Nelson	25	418	16.7	45t	2
J.Brown	25	401	16.0	52t	3
Jo.Brown	19	271	14.3	52	2
R.Seals-Jones	9	170	18.9	29t	3
A.Peterson	9	66	7.3	13	0
T.Niklas	7	84	12.0	16	1
D.Foster	7	64	9.1	20	0
D.Johnson	6	67	11.2	24	0
K.Williams	6	58	9.7	25	0
B.Golden	5	70	14.0	29	0
C.Johnson	5	43	8.6	15	0
C.Williams	3	31	10.3	15	0
I.Momah	1	46	46.0	46	0
E.Penny	1	6	6.0	6	0
Team	270	3237	12.0	52t	18
Opponents	264	2957	11.2	72t	20

Interceptions	No.	Yds	Avg	Long	TD
A.Bethea	3	37	12.3	21	0
T.Mathieu	2	16	8.0	15	0
J.Bethel	1	82	82.0	82t	1
D.Bucannon	1	39	39.0	39	0
P.Peterson	1	22	22.0	22	0
K.Martin	1	7	7.0	7	0
K.Dansby	1	4	4.0	4	0
T.Williams	1	0	0.0	0	0
Team	11	207	18.8	82t	1
Opponents	14	287	20.5	46	2

Punting	No	Yds	Avg	Net	TB	In	Lg	B
A.Lee	64	2990	46.7	38.7	5	23	60	0
Team	64	2990	46.7	38.7	5	23	60	0
Opponents	69	3190	46.2	42.9	2	24	70	0

Punt Returns	Ret	FC	Yds	Avg	Long	TD
K.Williams	21	20	137	6.5	20	0
P.Peterson	8	3	50	6.3	19	0
B.Golden	0	1	0	0	0	0
Team	29	24	187	6.4	20	0
Opponents	36	9	416	11.6	76	0

Kickoff Returns	No.	Yds	Avg	Long	TD
K.Williams	16	326	20.4	28	0
B.Golden	3	59	19.7	26	0
D.Foster	2	50	25.0	32	0
T.Niklas	1	1	1.0	1	0
Team	22	436	19.8	32	0
Opponents	26	505	19.4	68	0

Field Goals	1-19	20-29	30-39	40-49	50+
P.Dawson	0/0	5/5	5/9	5/7	3/4
Team	0/0	5/5	5/9	5/7	3/4
Opponents	0/0	6/6	6/6	8/8	3/3

Fumbles Lost: A.Peterson 2, B.Gabbert 1, J.Nelson 1, Da.Johnson 1, L.Fitzgerald 1 **Total: 6**
 Opponent Fumble Recoveries: K.Dansby 1, P.Peterson 1, H.Miller 1, B.Baker 1 **Total: 4**

Passing	Att	Cmp	Yds	Cmp%	Yds/Att	TD	TD%	Int	Int%	Long	Sack	Lost	Rating
C.Palmer	267	164	1978	61.4%	7.4	9	3.4%	7	2.6%	46	22/	150	84.5
B.Gabbert	104	62	719	59.6%	6.9	6	5.8%	5	4.8%	52t	9/	45	79.8
D.Stanton	91	44	540	48.4%	5.9	3	3.3%	2	2.2%	52	4/	23	69.0
Team	462	270	3237	58.4%	7.0	18	3.9%	14	3.0%	52t	35/	218	80.3
Opponents	433	264	2957	61.0%	6.8	20	4.6%	11	2.5%	72t	28/	187	86.1



ARIZONA CARDINALS 2017 DEFENSIVE STATISTICS

(BASED ON COACHES FILM REVIEW)

Name	TT	UT	AT	TFL	Sacks/Yds	INT	PD	FF	FR	QB		SPECIAL TEAMS					
										PRS	HITS	TT	UT	AT	FF	FR	BP/K
Karlos Dansby	80	63	17	8	1/8	1	6	-	1	4	4	-	-	-	-	-	-
Tyvon Branch	65	50	15	3	-	-	5	1	-	-	1	3	3	-	-	-	-
Deone Bucannon	62	50	12	4	-	1	2	1	-	3	2	-	-	-	-	-	-
Tyrann Mathieu	57	50	7	6	1/3	2	4	1	-	1	1	2	2	-	-	-	-
Chandler Jones	51	42	9	21	13/89	-	1	2	-	14	28	-	-	-	-	-	-
Antoine Bethea	49	39	10	-	1/8	3	4	-	-	1	1	-	-	-	-	-	-
Budda Baker	36	31	5	2	1/7	-	4	2	1	-	2	15	12	3	-	-	-
Haason Reddick	34	22	12	3	1.5/6	-	-	2	-	7	5	-	-	-	-	-	-
Tramon Williams	31	28	3	-	-	1	7	-	-	-	-	-	-	-	-	-	-
Josh Bynes	30	24	6	2	1/2	-	4	1	-	-	1	9	7	2	1	-	-
Frostee Rucker	28	18	10	7	1.5/5	-	2	-	-	5	10	-	-	-	-	-	-
Justin Bethel	25	19	6	1	-	1	4	-	-	-	-	5	5	-	-	-	-
Corey Peters	25	19	6	7	1/6	-	1	-	-	9	5	-	-	-	-	-	-
Josh Mauro	22	15	7	2	1/8	-	-	-	-	2	3	-	-	-	-	-	-
Xavier Williams	22	14	8	3	.5/5	-	-	1	-	7	1	-	-	-	-	-	-
Olsen Pierre	22	17	5	7	3.5/34	-	2	-	-	3	6	-	-	-	-	-	-
Patrick Peterson	20	16	4	-	-	1	8	-	1	-	-	-	-	-	-	-	-
Kareem Martin	20	12	8	1	-	1	2	-	-	5	3	1	-	1	-	-	-
Rodney Gunter	17	9	8	1	1/6	-	-	-	-	6	3	-	-	-	-	-	-
Markus Golden	12	11	1	1	-	-	-	-	-	5	4	-	-	-	-	-	-
Robert Nkemdiche	8	6	2	3	-	-	-	-	-	4	-	-	-	-	-	-	-
Elijhaa Penny	-	-	-	-	-	-	-	-	-	-	-	8	7	1	-	-	-
Rudy Ford	-	-	-	-	-	-	-	-	-	-	-	5	5	-	-	-	-
Brittan Golden	-	-	-	-	-	-	-	-	-	-	-	4	3	1	-	-	-
Ifeanyi Momah	-	-	-	-	-	-	-	-	-	-	-	3	2	-	-	-	-
Jaron Brown	-	-	-	-	-	-	-	-	-	-	-	2	2	-	-	-	-
Ricky Seals-Jones	-	-	-	-	-	-	-	-	-	-	-	2	1	1	-	-	-
Brandon Williams	-	-	-	-	-	-	-	-	-	-	-	2	-	2	-	-	-
Aaron Brewer	-	-	-	-	-	-	-	-	-	-	-	2	2	-	-	-	-
Scooby Wright III	-	-	-	-	-	-	-	-	-	-	-	2	2	-	-	-	-
Phil Dawson	-	-	-	-	-	-	-	-	-	-	-	1	1	-	-	-	-
Kerwynn Williams	-	-	-	-	-	-	-	-	-	-	-	1	1	-	-	-	-
Justin Drescher	-	-	-	-	-	-	-	-	-	-	-	1	1	-	-	-	-
Earl Watford	-	-	-	-	-	-	-	-	-	-	-	1	1	-	-	-	-
Harlan Miller	-	-	-	-	-	-	-	-	-	-	-	-	-	-	-	1	-

Miscellaneous:

Justin Bethel: 82-yard interception return for a TD @ Detroit, September 10

2017 CARDINALS REGULAR SEASON GAME-BY-GAME OFFENSIVE STATS

	9/10 @ Det	9/17 @Ind	9/25 vs. Dal	10/1 vs SF	10/8 @ Phi	10/15 vs. TB	10/22 @ LAR	11/5 @ SF	11/9 vs. Sea	11/19 @ Hou	11/26 vs. Jax	12/3 vs. LAR	12/10 vs. Ten	12/17 @ Was	12/24 vs. NYG	12/31 @ Sea	Totals
First Downs	24	17	22	25	16	23	10	20	24	17	20	19					237
Rushing	4	2	2	5	1	7	1	6	2	1	5	6					42
Passing	15	14	15	17	13	14	8	11	16	14	12	12					161
Penalty	5	1	5	3	2	2	1	3	6	2	3	1					34
Third Downs	15	15	18	16	14	9	12	16	15	10	17	15					172
Converted	6	6	8	5	4	4	3	7	6	3	7	7					66
Efficiency	40%	40%	44%	31%	29%	44%	25%	44%	40%	30%	41%	47%					38%
Fourth Downs	1	1	1	0	3	1	2	0	3	1	0	0					13
Converted	1	0	0	0	2	0	1	0	1	0	0	0					5
Efficiency	100%	0%	0%	0%	67%	0%	50%	0%	33%	0%	0%	0%					39%
Total Net Yards	308	389	332	368	307	432	196	368	290	292	344	312					3,938
Plays	67	65	75	79	60	59	47	73	73	54	70	62					784
Avg./Play	4.6	6.0	4.4	4.7	5.1	7.3	4.1	5.0	4.0	5.4	4.9	5.0					5.0
Net Yards Rushing	45	83	49	51	31	160	25	167	34	48	108	118					919
Attempts	18	25	21	22	14	35	12	43	24	18	31	24					287
Avg./Rush	2.5	3.3	2.3	2.3	2.2	4.6	2.1	3.9	1.4	2.7	3.5	4.9					3.2
Touchdowns	1	0	0	0	0	2	0	0	1	0	0	1					5
Net Yards Passing	263	306	283	317	276	272	171	201	256	244	236	194					3,019
Sacks	1	4	6	6	2	2	3	0	2	2	1	6					35
Yards Lost	5	26	42	40	15	11	16	0	17	13	5	27					218
Gross Yards	268	332	325	357	291	283	188	201	273	257	241	221					3,237
Attempts	48	36	48	51	44	22	32	30	47	34	38	32					462
Completions	27	19	29	33	28	18	15	15	24	22	22	18					270
Pct.	56.3%	52.8%	60.4%	64.7%	63.6%	81.8%	46.9%	50.0%	51.1%	64.7%	57.9%	56.3%					58.4%
Touchdowns	1	1	2	1	1	3	0	2	1	3	2	1					18
Interceptions	3	1	0	1	0	1	2	1	0	2	1	2					14
Yards Per Attempt	5.4	7.7	5.2	5.6	6.0	11.3	4.9	6.7	5.2	6.8	6.1	5.1					6.1
Kickoffs-EZ-TB	5-4-1	5-5-2	4-3-3	6-5-3	2-2-2	7-7-7	1-0-0	5-2-1	5-2-1	4-3-2	7-6-5	4-1-0					55-40-27
Punting	4	5	6	6	7	2	6	6	5	6	6	5					64
Average	46.0	46.4	45.2	48.8	49.6	46.5	43.8	45.0	46.0	46.5	45.7	50.8					46.7
Net Average	34.0	41.8	38.0	42.0	33.9	41.5	32.2	43.3	38.4	45.0	40.0	34.8					38.7
Had Blocked	0	0	0	0	0	0	0	0	0	0	0	0					0
FG-PAT Had Blocked	0-0	0-0	0-0	0-0	1-0	0-0	0-0	0-0	0-1	0-0	0-0	1-1					2-2
Penalties/Yards	6-55	6-41	6-50	10-80	7-61	7-61	10-65	2-25	9-58	10-90	10-98	4-25					87-709
Fumbles/Lost	2-1	1-0	0-0	0-0	1-1	3-1	1-0	1-1	1-1	1-0	2-1	1-0					14-6
Touchdowns	3	1	2	1	1	5	0	2	2	3	2	2					24
Rushing	1	0	0	0	0	2	0	0	1	0	0	1					5
Passing	1	1	2	1	1	3	0	2	1	3	2	1					18
Returns	1	0	0	0	0	0	0	0	0	0	0	0					1
PAT/ 2-Point Made/Att.	2-3	1-1	2-2	0-0	1-1	5-5	0-0	2-2	1-2	3-3	2-2	1-2					20-23
Kicking Made/Att.	2-2	1-1	2-2	0-0	1-1	5-5	0-0	2-2	1-2	3-3	1-1	1-2					19-21
2-pt Rushing Made/Att.	0-0	0-0	0-0	0-0	0-0	0-0	0-0	0-0	0-0	0-0	0-0	0-0					0-0
2-pt Passing Made/Att.	0-1	0-0	0-0	0-0	0-0	0-0	0-0	0-0	0-0	0-0	1-1	0-0					1-2
Field Goals Made/Att.	1-2	3-4	1-2	4-4	0-1	1-1	0-1	2-3	1-1	0-0	4-4	1-2					18-25
Safeties Awarded	0	0	0	0	0	0	0	0	0	0	0	0					0
Points Scored	23	16	17	18	7	38	0	20	16	21	27	16					219
Time Of Possession	26:40	28:49	36:15	36:15	24:13	32:23	20:59	36:22	29:07	26:14	34:39	31:02					29:46

2017 CARDINALS REGULAR SEASON GAME-BY-GAME DEFENSIVE STATS

	9/10 @ Det	9/17 @Ind	9/25 vs. Dal	10/1 vs SF	10/8 @ Phi	10/15 vs. TB	10/22 @ LAR	11/5 @ SF	11/9 vs. Sea	11/19 @ Hou	11/26 vs. Jax	12/3 vs. LAR	12/10 vs. Ten	12/17 @ Was	12/24 vs. NYG	12/31 @ Sea	Totals
First Downs	19	18	15	20	19	21	28	17	14	22	19	18					230
Rushing	3	6	6	6	5	3	11	3	3	7	4	4					61
Passing	15	11	7	13	11	17	14	13	10	12	11	13					147
Penalty	1	1	2	1	3	1	3	1	1	3	4	1					22
Third Downs	16	18	9	19	14	14	19	17	13	15	12	11					177
Converted	8	8	2	5	9	7	13	6	3	8	1	3					73
Efficiency	50%	44%	22%	26%	64%	50%	68%	35%	23%	53%	8%	27%					41%
Fourth Downs	1	0	0	1	0	3	0	2	0	0	1	1					9
Converted	0	0	0	1	0	2	0	0	0	0	1	1					5
Efficiency	0%	0%	0%	100%	0%	67%	0%	0%	0%	0%	100%	100%					56%
Total Net Yards	367	266	273	305	419	414	425	329	287	357	219	303					3,964
Plays	69	70	45	79	64	64	78	73	60	67	58	56					783
Avg./Play	5.3	3.8	6.1	3.9	6.5	6.5	5.4	4.5	4.8	5.3	3.8	5.4					5.1
Net Yards Rushing	82	76	99	95	122	70	197	63	75	134	91	90					1,194
Attempts	27	29	26	27	33	20	40	17	23	34	22	24					322
Avg./Rush	3.0	2.6	3.8	3.5	3.7	3.5	4.9	3.7	3.3	3.9	4.1	3.8					3.7
Touchdowns	0	1	2	0	0	1	2	1	0	2	2	0					11
Net Yards Passing	285	190	174	210	297	344	228	266	212	223	128	213					2,770
Sacks	1	4	1	3	1	2	1	5	5	1	3	1					28
Yards Lost	7	26	9	24	7	7	28	26	7	32	7	7					187
Gross Yards	292	216	183	234	304	351	235	294	238	230	160	220					2,957
Attempts	41	37	18	49	30	42	37	51	32	32	33	31					422
Completions	29	20	13	24	21	27	22	24	22	22	19	21					264
Pct.	70.7%	54.1%	72.2%	49.0%	70.0%	64.3%	59.5%	47.1%	68.8%	68.8%	57.6%	67.7%					61.0%
Touchdowns	4	0	2	0	4	3	1	0	2	2	0	2					20
Interceptions	1	1	0	1	1	2	1	1	0	1	1	1					11
Yards Per Attempt	6.8	4.6	9.2	4.0	9.6	7.8	6.0	4.8	5.7	6.8	3.6	6.7					6.2
Kickoffs-EZ-TB	6-6-4	4-2-2	5-4-3	6-6-6	7-6-3	6-4-3	7-7-5	3-3-2	5-4-4	6-3-3	5-4-3	7-6-5					67-55-43
Punting	5	7	7	7	3	4	2	8	8	6	8	4					69
Average	37.8	43.3	44.4	50.1	43.0	38.5	59.5	44.0	49.8	46.8	49.5	51.8					46.2
Net Average	37.8	42.4	43.9	48.4	40.7	38.5	55.0	42.0	42.1	42.3	40.4	48.8					42.9
Had Blocked	0	0	0	0	0	0	0	0	0	0	0	0					0
FG-PAT Had Blocked	0-0	0-0	0-0	0-0	0-0	0-0	0-0	0-0	0-0	0-0	0-0	0-0					0-0
Penalties/Yards	10-100	8-70	9-76	13-113	5-60	9-49	6-45	8-53	12-108	6-42	5-45	7-36					98-797
Fumbles/Lost	1-0	3-0	0-0	1-0	0-0	0-0	0-0	1-1	1-0	4-1	3-2	1-0					15-4
Touchdowns	5	1	4	0	4	5	3	1	2	4	3	3					35
Rushing	0	1	2	0	0	1	2	1	0	2	2	0					11
Passing	4	0	2	0	4	3	1	0	2	2	0	2					20
Returns	1	0	0	0	0	1	0	0	0	2	1	1					4
PAT/ 2-Point Made/Att.	2-5	1-1	4-4	0-0	4-4	2-5	3-3	1-1	2-2	4-4	3-3	2-3					28-35
Kicking Made/Att.	2-2	1-1	4-4	0-0	4-4	1-1	3-3	1-1	2-2	4-4	3-3	2-3					27-28
2-pt Rushing Made/Att.	0-1	0-0	0-0	0-0	0-0	1-2	0-0	0-0	0-0	0-0	0-0	0-0					1-3
2-pt Passing Made/Att.	0-2	0-0	0-0	0-0	0-0	0-2	0-0	0-0	0-0	0-0	0-0	0-0					0-4
Field Goals Made/Att.	1-1	2-2	0-0	5-5	2-2	0-0	4-4	1-1	2-2	1-1	1-1	4-4					23-23
Safeties Allowed	0	0	0	0	0	0	0	0	1	0	0	0					1
Points Allowed	35	13	28	15	34	33	33	10	22	31	24	32					310
Time Of Possession	33:20	33:09	23:45	33:13	35:47	27:37	39:01	23:38	30:53	33:46	25:21	28:58					30:14



REGULAR SEASON THE LAST TIME

RUSHING

200 Yards Rushing

By Cardinals: 228, Beanie Wells at St. Louis, Nov. 27, 2011 (27 att., TD)
By Opponent: 228, Clinton Portis at Denver, Dec. 29, 2002 (24 att., 2 TD)

150 Yards Rushing

By Cardinals: 159, Adrian Peterson at San Francisco, Nov. 5, 2017 (37 att., 0 TDs)
By Opponent: 153, Adrian Peterson at Minnesota, Oct. 21, 2012 (23 att., TD)

100 Yards Rushing

By Cardinals: 159, Adrian Peterson at San Francisco, Nov. 5, 2017 (37 att., 0 TDs)
By Opponent: 106, Todd Gurley at LA Rams, Oct. 22, 2017 (11 att., 1 TD)

Two 100-Yard Rushers

By Cardinals: 126 yards, Ottis Anderson/102 yards, Wayne Morris at New Orleans, Oct. 5, 1980
By Opponent: 128 yards, Marshawn Lynch/108 yards, Robert Turbin at Seattle, Dec. 9, 2012

Three Rushing Touchdowns

By Cardinals: David Johnson at Seattle, Dec. 24, 2016 (2, 1, 1 yard)
By Opponent: Marshawn Lynch at Seattle, Dec. 9, 2012 (20, 4, 33 yards)

Two Rushing Touchdowns

By Cardinals: Adrian Peterson vs. Tampa Bay, Oct. 15, 2017 (27, 1 yards)
By Opponent: Blake Bortles vs. Jacksonville, Nov. 26, 2017 (1, 17 yards)

PASSING

500 Yards Passing

By Cardinals: 522 by Boomer Esiason at Washington, Nov. 10, 1996-OT (35 comp., 59 att.)
By Opponent: Never happened

400 Yards Passing

By Cardinals: 421 by Carson Palmer at Pittsburgh, Oct. 18, 2015 (29 comp., 45 att.)
By Opponent: 411 by Nick Foles vs. Philadelphia, Oct. 26, 2014 (36 comp., 62 att.)

300 Yards Passing

By Cardinals: 357 by Carson Palmer vs. San Francisco, Oct. 1, 2017 (33 comp., 51 att.)
By Opponent: 304 by Carson Wentz at Philadelphia, Oct. 8, 2017 (21 comp., 30 att.)

Six Touchdown Passes

By Cardinals: Charley Johnson vs. New Orleans, Nov. 2, 1969 (32, 14, 28, 31, 26, 14 yards)
By Opponent: Brett Favre at NY Jets, Sept. 28, 2008 (12, 34, 2, 17, 40, 24 yards)

Five Touchdown Passes

By Cardinals: Kurt Warner at Chicago, Nov. 8, 2009 (11, 6, 17, 15, 4 yards)
By Opponent: Brett Favre (6) at NY Jets, Sept. 28, 2008 (12, 34, 2, 17, 40, 24 yards)

Four Touchdown Passes

By Cardinals: Carson Palmer vs. Cincinnati, Nov. 22, 2015 (18, 64, 18, 16 yards)
By Opponent: Carson Wentz at Philadelphia, Oct. 8, 2017 (15, 11, 59, 72 yards)

Three Touchdown Passes

By Cardinals: Blaine Gabbert at Houston, Nov. 19, 2017 (20, 11, 28 yards)
By Opponent: Ryan Fitzpatrick vs. Tampa Bay, Oct. 15, 2017 (4, 10, 37 yards)

RECEIVING

200 Yards Receiving

By Cardinals: 217, Anquan Boldin at Detroit, Sept. 7, 2003 (10 receptions, 2 TDs)
By Opponent: 226, Demaryius Thomas at Denver, Oct. 5, 2014 (8 rec., 2 TDs)

150 Yards Receiving

By Cardinals: 120, John Brown at Pittsburgh, Oct. 18, 2015 (10 rec.)
By Opponent: 171, Doug Baldwin at Seattle, Dec. 24, 2016 (13 rec., TD)

100 Yards Receiving

By Cardinals: 113, Larry Fitzgerald vs. Seattle, Nov. 9, 2017 (10 rec.)
By Opponent: 107, Golden Tate at Detroit, Sept. 10, 2017 (10 rec.)

Two 100-Yard Receivers

By Cardinals: 133, Larry Fitzgerald (12 rec.), 101, Michael Floyd (5 rec.) vs. San Francisco, Nov. 13, 2016

By Opponent: 139, Luke Willson (3 rec., 2 TD), 113, Doug Baldwin (7 rec.), vs. Seattle, Dec. 21, 2014

Four Receiving Touchdowns

By Cardinals: Roy Green vs. Seattle, Nov. 13, 1983 (15, 23, 7, 63 yards)

By Opponent: Earnest Gray vs. NY Giants, Sept. 7, 1980 (10, 37, 42, 20 yards)

Three Receiving Touchdowns

By Cardinals: Larry Fitzgerald at Chicago, Sept. 20, 2015 (8, 28, 9 yards)

By Opponent: Greg Olsen at Chicago, Nov. 8, 2009 (33, 3, 20 yards)

Two Receiving Touchdowns

By Cardinals: Ricky Seals-Jones at Houston, Nov. 19, 2017 (11, 28 yards)

By Opponent: Jimmy Graham vs. Seattle, Nov. 9, 2017 (6, 27 yards)

10 or More Receptions in a Game

By Cardinals: Larry Fitzgerald (10 for 98 yards) vs. LA Rams, Dec. 3, 2017

By Opponent: Golden Tate (10 for 107 yards) at Detroit, Sept. 10, 2017

COMBOS

100-Yard Rusher/100-Yard Receiver

By Cardinals: Adrian Peterson, 134 yards rushing/Larry Fitzgerald, 138 yards receiving vs. Tampa Bay, Oct. 15, 2017

By Opponent: Marshawn Lynch, 113 yards rushing/Luke Willson, 139 yards receiving/Doug Baldwin, 113 yards receiving vs. Seattle, Dec. 21, 2014

100-Yard Rusher/Two 100-Yard Receivers

By Cardinals: Johnny Johnson, 103 yards rushing/Ernie Jones, 117 yards receiving/Roy Green, 120 yards receiving vs. Green Bay, Nov. 18, 1990

By Opponent: Marshawn Lynch, 113 yards rushing/Luke Willson, 139 yards receiving/Doug Baldwin, 113 yards receiving vs. Seattle, Dec. 21, 2014

100-Yard Rusher/100-Yard Receiver/300-Yard Passer

By Cardinals: Chris Johnson, 109 yards rushing/Michael Floyd, 106 yards receiving/Carson Palmer 374 yards passing at Cleveland, Nov. 1, 2015

By Opponent: Marshawn Lynch, 113 yards rushing/Luke Willson, 139 yards receiving/Doug Baldwin, 113 yards receiving/Russell Wilson, 339 yards passing vs. Seattle, Dec. 21, 2014

Two 100-Yard Receivers/300-Yard Passer

By Cardinals: Larry Fitzgerald, 133; Michael Floyd, 101; Carson Palmer, 376, vs. San Francisco, Nov. 13, 2016

By Opponent: Luke Willson, 139; Doug Baldwin, 113; Russell Wilson, 339, vs. Seattle, Dec. 21, 2014

SCORING

Four Total Touchdowns

By Cardinals: Ronald Moore vs. LA Rams, Dec. 5, 1993 (4 rush)

By Opponent: Brian Westbrook at Philadelphia, Nov. 27, 2008 (2 rush, 2 rec.)

Three Total Touchdowns

By Cardinals: David Johnson at Seattle, Dec. 24, 2016 (3 rush)

By Opponent: Marshawn Lynch at Seattle, Dec. 9, 2012 (3 rush)

Two-Point Conversion

By Cardinals: Larry Fitzgerald reception vs. Jacksonville, Nov. 26, 2017

By Opponent: Marcel Reece reception at Seattle, Dec. 24, 2016

Safety

By Cardinals: Calais Campbell sacked Blaine Gabbert in end zone at San Francisco, Oct. 6, 2016

By Opponent: Kam Chancellor tackled Adrian Peterson in end zone vs. Seattle, Nov. 9, 2017

KICKING

Six Field Goals

By Cardinals: Neil Rackers vs. San Francisco, Oct. 2, 2005 (40, 45, 48, 23, 43, 24 yards)

By Opponent: Never happened

Five Field Goals

By Cardinals: Chandler Catanzaro vs. St. Louis, Oct. 4, 2015 (21, 27, 42, 38, 29 yards)

By Opponent: Robbie Gould vs. San Francisco, Oct. 1, 2017 (49, 39, 47, 48, 23 yards)

Four Field Goals

By Cardinals: Phil Dawson vs. Jacksonville, Nov. 26, 2017 (34, 42, 48, 57 yards)

By Opponent: Greg Zuerlein vs. LA Rams, Dec. 3, 2017 (56, 20, 24, 41 yards)

Three Field Goals

By Cardinals: Phil Dawson (4) vs. Jacksonville, Nov. 26, 2017 (34, 42, 48, 57 yards)

By Opponent: Greg Zuerlein (4) vs. LA Rams, Dec. 3, 2017 (56, 20, 24, 41 yards)

Missed Point-After-Touchdown

By Cardinals: Phil Dawson vs. LA Rams, Dec. 3, 2017 (blocked)

By Opponent: Greg Zuerlein vs. LA Rams, Dec. 3, 2017 (wide left)

Blocked Punt

By Cardinals: Quentin Groves at New England, Sept. 16, 2012 (Zoltan Mesko punt)

By Opponent: Chase Reynolds at LA Rams, Jan. 1, 2017 (Matt Wile punt)

Blocked Punt Return For Touchdown

By Cardinals: Monty Beisel (Sean Morey block) vs. Dallas, Oct. 12, 2008, three yards (Mat McBriar punt)

By Opponent: DeDe Dorsey (DeDe Dorsey block) at Cincinnati, Nov. 18, 2007, 19 yards (Mike Barr punt)

Blocked Field Goal Attempt

By Cardinals: Rodney Gunter at Seattle, Dec. 24, 2016 (Steven Hauschka 45-yard attempt)

By Opponent: Michael Brockers vs. LA Rams, Dec. 3, 2017 (Phil Dawson 45-yard attempt)

Blocked Field Goal Attempt For Touchdown

By Cardinals: Justin Bethel (Adrian Wilson block) vs. Chicago, Dec. 23, 2012, 82 yards (Olindo Mare kick)

By Opponent: Mike Bass (Verlon Biggs block) at Washington, Sept. 24, 1972, 32 yards (Jim Bakken kick)

RETURNS**Punt Return For Touchdown**

By Cardinals: Ted Ginn, Jr. at NY Giants, Sept. 14, 2014, 71 yards (Steve Weatherford punt)

By Opponent: Nick Miller at St. Louis, Nov. 27, 2011, 88 yards (Dave Zastudil punt)

Kickoff Return For Touchdown

By Cardinals: David Johnson at Chicago, Sept. 20, 2015, 108 yards (Robbie Gould kickoff)

By Opponent: Cordarrelle Patterson at Minnesota, Nov. 20, 2016, 104 yards (Chandler Catanzaro kickoff)

Interception Return For Touchdown

By Cardinals: Justin Bethel at Detroit, Sept. 10, 2017 (82 yards, Matthew Stafford pass)

By Opponent: Alec Ogletree vs. LA Rams, Dec. 3, 2017 (41 yards, Blaine Gabbert pass)

Fumble Return For Touchdown

By Cardinals: Calais Campbell vs. New Orleans, Dec. 18, 2016, 53 yards (Drew Brees fumble)

By Opponent: Calais Campbell vs. Jacksonville, Nov. 26, 2017, 10 yards (Blaine Gabbert fumble)

DEFENSE**Four Interceptions**

By Cardinals: Kwamie Lassiter vs. San Diego, Dec. 27, 1998

By Opponent: Never happened

Three Interceptions

By Cardinals: Antrel Rolle at Cincinnati, Nov. 18, 2007

By Opponent: Marcus Trufant at Seattle, Dec. 9, 2007

Two Interceptions

By Cardinals: Marcus Cooper vs. Tampa Bay, Sept. 18, 2016

By Opponent: Xavier Rhodes at Minnesota, Nov. 20, 2016

Two Interceptions By Teammates

By Cardinals: At Washington, Oct. 16, 1994 (Aeneas Williams and James Williams)

By Opponent: At Seattle, Dec. 9, 2012 (Richard Sherman and Bobby Wagner)

Four Quarterback Sacks

By Cardinals: Bertrand Berry vs. NY Giants, Nov. 14, 2004

By Opponent: Cameron Wake (4.5) vs. Miami, Sept. 30, 2012

Three Quarterback Sacks

By Cardinals: Dwight Freeney vs. Green Bay, Dec. 27, 2015

By Opponent: Demarcus Lawrence vs. Dallas, Sept. 25, 2017

Two QB Sacks By Teammates

By Cardinals: at San Francisco, Oct. 6, 2016 (Markus Golden 2.0, Calais Campbell 2.0)

By Opponent: vs. LA Rams, Dec. 3, 2017 (Aaron Donald 2.0, Ethan Westbrooks 2.0)

Two Opponent Fumble Recoveries

By Cardinals: Jeraud Powers vs. Green Bay, Dec. 27, 2015

By Opponent: J.J. Watt vs. Houston, Nov. 10, 2013

TEAM SCORING**50 Points Scored By Team**

By Cardinals: St. Louis 56 at Minnesota 14, Oct. 6, 1963

By Opponent: At Seattle 58, Arizona 0, Dec. 9, 2012

40 Points Scored

By Cardinals: New Orleans 48, At Arizona 41, Dec. 18, 2016

By Opponent: Arizona 44, At LA Rams 6, Jan. 1, 2017

20 First-Quarter Points

By Cardinals: 21 vs. San Francisco, Sept. 10, 2006

By Opponent: 21 at Philadelphia, Oct. 8, 2017

20 Second-Quarter Points

By Cardinals: 24 vs. Tampa Bay, Sept. 18, 2016

By Opponent: 20 at LA Rams, Oct. 22, 2017

20 Third-Quarter Points

By Cardinals: 21 vs. Green Bay, Dec. 27, 2015

By Opponent: 21 at San Francisco, Jan. 2, 2011

20 Fourth-Quarter Points

By Cardinals: 20 at Seattle, Dec. 24, 2016

By Opponent: 27 vs. Tampa Bay, Oct. 15, 2017

30 One-Half Points

By Cardinals: 31 in first half vs. San Francisco, Sept. 27, 2015

By Opponent: 33 in second half vs. Tampa Bay, Oct. 15, 2017

Score Touchdown In Each Quarter

By Cardinals: vs. Tampa Bay, Oct. 15, 2017 (14, 10, 7, 7 points)

By Opponent: at Atlanta, Nov. 27, 2016 (7, 10, 7, 14 points)

OFFENSE**500 Yards Total Offense**

By Cardinals: 524 at St. Louis, Dec. 6, 2015

By Opponent: 596 vs. Seattle, Dec. 21, 2014

No Sacks/No Interceptions Allowed

By Cardinals: vs. NY Jets, Oct. 17, 2016

By Opponent: at Kansas City, Nov. 21, 2010

DEFENSE**Shutout**

By Cardinals: Arizona 19, at NY Giants 0, Dec. 12, 1992

By Opponent: LA Rams 33, at Cardinals 0, Oct. 22, 2017

Shutout At Home

By Cardinals: Cardinals 19, vs. NY Giants 0, Dec. 12, 1992

By Opponent: Seattle 38, vs. Cardinals 0, Sept. 14, 2003

Shutout On The Road

By Cardinals: Cardinals 38, at Dallas 0, Nov. 16, 1970

By Opponent: LA Rams 33, at Cardinals 0, Oct. 22, 2017

MISCELLANEOUS**Overtime Win At Home**

By Cardinals: Oct. 1, 2017 vs. San Francisco, 18-15

By Opponent: Oct. 14, 2012 vs. Buffalo, 19-16

Overtime Win On The Road

By Cardinals: Sept. 17, 2017 at Indianapolis, 16-13

By Opponent: Nov. 7, 2010 at Minnesota, 27-24

10 Or More Penalties

By Cardinals: 10, vs. Jacksonville, Nov. 26, 2017 (98 yards)

By Opponent: 12, vs. Seattle, Nov. 9, 2017 (108 yards)

Tie Game

By Cardinals: Oct. 23, 2016 vs. Seattle, 6-6

Over 40:00 Time of Possession (Non-OT)

By Cardinals: 42:50 at Seattle, Oct. 18, 2009

By Opponent: 44:16 at San Francisco, Nov. 20, 2011



ARIZONA CARDINALS 2017 STARTERS

Opponent, Date	OFFENSE										
	WR	LT	LG	C	RG	RT	TE	WR	QB	RB	WR
at Detroit, Sep. 10	Ja. Brown	Humphries	Iupati	Shipley	Boehm	Veldheer	Gresham	Fitzgerald	Palmer	D. Johnson	Jo. Brown
	WR	LT	LG	C	RG	RT	TE	WR	QB	RB	WR
at Indianapolis, Sep. 17	Ja. Brown	Wetzel	Boone	Shipley	Boehm	Veldheer	Niklas	Fitzgerald	Palmer	Williams	Holden
	WR	LT	LG	C	RG	RT	TE	WR	QB	RB	WR
Dallas, Sep. 25	Ja. Brown	Wetzel	Boone	Shipley	Boehm	Veldheer	Gresham	Fitzgerald	Palmer	C. Johnson	Nelson
	WR	LT	LG	C	RG	RT	TE	WR	QB	RB	TE
San Francisco, Oct. 1	Ja. Brown	Wetzel	Holden	Shipley	Boehm	Veldheer	Gresham	Fitzgerald	Palmer	C. Johnson	Niklas
	TE	LT	LG	C	RG	RT	TE	WR	QB	RB	TE
at Philadelphia, Oct. 8	Momah	Wetzel	Watford	Shipley	Boehm	Veldheer	Gresham	Fitzgerald	Palmer	C. Johnson	Niklas
	WR	LT	LG	C	RG	RT	TE	WR	QB	RB	WR
Tampa Bay, Oct. 15	Jo. Brown	Humphries	Boone	Shipley	Watford	Veldheer	Gresham	Fitzgerald	Palmer	A. Peterson	Nelson
	WR	LT	LG	C	RG	RT	TE	WR	QB	RB	TE
at LA Rams (UK), Oct. 22	Jo. Brown	Humphries	Boone	Shipley	Watford	Veldheer	Gresham	Fitzgerald	Palmer	A. Peterson	Niklas
at San Fran., Nov. 5	Jo. Brown	Humphries	Boone	Shipley	Watford	Veldheer	Gresham	Fitzgerald	Palmer	A. Peterson	Niklas
	TE	LT	LG	C	RG	RT	TE	WR	QB	RB	TE
Seattle, Nov. 9	Momah	Humphries	Boone	Shipley	Watford	Veldheer	Gresham	Fitzgerald	Stanton	A. Peterson	Niklas
	WR	LT	LG	C	RG	RT	TE	WR	QB	RB	TE
at Houston, Nov. 19	Jo. Brown	Veldheer	Boone	Shipley	Watford	Wetzel	Gresham	Fitzgerald	Gabbert	A. Peterson	Niklas
	WR	LT	LG	C	RG	RT	TE	WR	QB	RB	WR
Jacksonville, Nov. 26	Ja. Brown	Veldheer	Boone	Shipley	Watford	Wetzel	Gresham	Fitzgerald	Gabbert	A. Peterson	C. Williams
	WR	LT	LG	C	RG	RT	TE	WR	QB	RB	TE
LA Rams, Dec. 3	Nelson	Veldheer	Boone	Shipley	Watford	Wetzel	Gresham	Fitzgerald	Gabbert	K. Williams	Niklas
Tennessee, Dec. 10											
at Washington, Dec. 17											
NY Giants, Dec. 24											
at Seattle, Dec. 31											

Opponent, Date	DEFENSE										
	DL	DL	DL	SAM	\$LB	ILB	WILL	LCB	RCB	SS	FS
at Detroit, Sep. 10	Mauro	Peters	Rucker	Jones	Reddick	Dansby	Golden	Peterson	Bethel	Branch	Mathieu
	DL	DL	SAM	\$LB	ILB	WILL	DB	LCB	RCB	SS	FS
at Indianapolis, Sep. 17	Peters	Rucker	Jones	Reddick	Dansby	Golden	Branch	Peterson	Bethel	Betha	Mathieu
	DL	DL	DL	SAM	\$LB	ILB	WILL	LCB	RCB	SS	FS
Dallas, Sep. 25	Mauro	Peters	Rucker	Jones	Reddick	Dansby	Golden	Peterson	Bethel	Branch	Mathieu
San Francisco, Oct. 1	Mauro	Peters	Rucker	Jones	Bucannon	Dansby	Golden	Peterson	Bethel	Branch	Mathieu
	DL	DL	DL	SAM	\$LB	ILB	DB	LCB	RCB	SS	FS
at Philadelphia, Oct. 8	Mauro	Peters	Rucker	Jones	Bucannon	Dansby	Betha	Peterson	Bethel	Branch	Mathieu
	DL	DL	DL	SAM	\$LB	ILB	WILL	LCB	RCB	SS	FS
Tampa Bay, Oct. 15	Mauro	Peters	Rucker	Jones	Bucannon	Dansby	Martin	Peterson	Bethel	Branch	Mathieu
	DL	DL	DL	SAM	\$LB	ILB	DB	LCB	RCB	SS	FS
at LA Rams (UK), Oct. 22	Mauro	Peters	Rucker	Jones	Bucannon	Dansby	Betha	Peterson	T. Williams	Branch	Mathieu
	DL	DL	DL	SAM	\$LB	ILB	WILL	LCB	RCB	SS	FS
at San Fran., Nov. 5	Mauro	Peters	Rucker	Jones	Bucannon	Dansby	Martin	Peterson	T. Williams	Branch	Mathieu
Seattle, Nov. 9	Pierre	Peters	Rucker	Jones	Bucannon	Dansby	Martin	Peterson	T. Williams	Branch	Mathieu
at Houston, Nov. 19	Pierre	Gunter	Rucker	Jones	Bucannon	Dansby	Martin	Peterson	T. Williams	Baker	Mathieu
	DL	DL	DL	DL	SAM	\$LB	WILL	LCB	RCB	SS	FS
Jacksonville, Nov. 26	Pierre	Gunter	Rucker	X. Williams	Jones	Bucannon	Martin	Peterson	T. Williams	Baker	Mathieu
	DL	DL	SAM	\$LB	ILB	WILL	DB	LCB	RCB	SS	FS
LA Rams, Dec. 3	Pierre	Rucker	Jones	Bynes	Dansby	Martin	Betha	Peterson	T. Williams	Baker	Mathieu
Tennessee, Dec. 10											
at Washington, Dec. 17											
NY Giants, Dec. 24											
at Seattle, Dec. 31											

2017 ARIZONA CARDINALS INACTIVES

at Detroit, Sep. 10

\$LB Deone Bucannon
QB Blaine Gabbert
G/T Will Holden
T Ulrick John
DT Robert Nkemdiche
WR Chad Williams
LB Scooby Wright III

at Philadelphia, Oct. 8

G Alex Boone
RB D.J. Foster
QB Blaine Gabbert
T D.J. Humphries
DL Robert Nkemdiche
WR Chad Williams
LB Scooby Wright III

Seattle, Nov. 9

LB Bryson Albrit
RB D.J. Foster
T/G Will Holden
TE Ricky Seals-Jones
C Max Tuerk
WR Chad Williams
DL Xavier Williams

Tennessee, Dec. 10

at Indianapolis, Sep. 17

WR John Brown
\$LB Deone Bucannon
QB Blaine Gabbert
TE Jermaine Gresham
RB D.J. Foster
T D.J. Humphries
G Mike Iupati

Tampa Bay, Oct. 15

RB D.J. Foster
QB Blaine Gabbert
C Daniel Munyer
DL Robert Nkemdiche
DL Olsen Pierre
TE Ricky Seals-Jones
WR Chad Williams

at Houston, Nov. 19

LB Bryson Albrit
QB Matt Barkley
RB Andre Ellington
S Harlan Miller
DL Corey Peters
C Max Tuerk
WR Chad Williams

at Washington, Dec. 17

Dallas, Sep. 25

WR John Brown
\$LB Deone Bucannon
RB D.J. Foster
QB Blaine Gabbert
T D.J. Humphries
G Mike Iupati
DL Xavier Williams

at LA Rams (UK), Oct. 22

RB Andre Ellington
RB D.J. Foster
QB Blaine Gabbert
C Daniel Munyer
DL Olsen Pierre
TE Ricky Seals-Jones
WR Chad Williams

Jacksonville, Nov. 26

WR Carlton Agudosi
QB Matt Barkley
WR John Brown
S/CB Rudy Ford
WR Brittan Golden
DL Corey Peters
C Max Tuerk

NY Giants, Dec. 24

San Francisco, Oct. 1

G Alex Boone
RB D.J. Foster
QB Blaine Gabbert
T D.J. Humphries
DL Robert Nkemdiche
WR Chad Williams
CB Tramont Williams

at San Francisco, Nov. 5

RB D.J. Foster
T/G Will Holden
C Daniel Munyer
TE Ricky Seals-Jones
WR Chad Williams
DL Xavier Williams
LB Scooby Wright III

LA Rams, Dec. 3

WR Carlton Agudosi
QB Matt Barkley
WR John Brown
\$LB Deone Bucannon
S/CB Rudy Ford
DL Corey Peters
RB Adrian Peterson

at Seattle, Dec. 31



ROSTER BY POSITION

No.	Name	Pos.	College	Ht.	Wt.	Age	NFL Exp.
<u>Defensive Line (7)</u>							
95	Rodney Gunter	DL	Delaware State	6-5	305	25	3
97	Josh Mauro	DL	Stanford	6-6	282	26	4
90	Robert Nkemdiche	DL	Mississippi	6-4	296	23	2
98	Corey Peters	DL	Kentucky	6-3	305	29	8
72	Olsen Pierre	DL	Miami	6-5	293	26	1
92	Frostee Rucker	DL	USC	6-3	280	34	12
94	Xavier Williams	DL	Northern Iowa	6-2	309	25	3
<u>Linebackers (9)</u>							
54	Bryson Albright	LB	Miami (OH)	6-5	235	23	1
20	Deone Bucannon	\$LB	Washington State	6-1	211	25	4
57	Josh Bynes	LB	Auburn	6-1	235	28	7
56	Karlos Dansby	LB	Auburn	6-4	250	36	14
55	Chandler Jones	LB	Syracuse	6-5	265	27	6
50	Gabe Martin	LB	Bowling Green	6-2	236	25	2
96	Kareem Martin	LB	North Carolina	6-6	272	25	4
43	Haason Reddick	LB	Temple	6-1	235	23	R
58	Scooby Wright III	LB	Arizona	6-0	240	23	2
<u>Cornerbacks (4)</u>							
28	Justin Bethel	CB	Presbyterian	6-0	200	27	6
21	Patrick Peterson	CB	LSU	6-1	203	27	7
26	Brandon Williams	CB	Texas A&M	6-0	200	25	2
25	Tramon Williams	CB	Louisiana Tech	6-0	192	34	11
<u>Safeties (4)</u>							
36	Budda Baker	S	Washington	5-10	195	21	R
41	Antoine Bethea	S	Howard	5-11	206	33	12
30	Rudy Ford	S/CB	Auburn	6-0	204	23	R
32	Tyrann Mathieu	S	LSU	5-9	186	25	5
<u>Long Snapper (1)</u>							
49	Justin Drescher	LS	Colorado	6-1	235	29	8
<u>Punter (1)</u>							
2	Andy Lee	P	Pittsburgh	6-1	185	35	14
<u>Kicker (1)</u>							
4	Phil Dawson	K	Texas	5-11	200	42	19
<u>Offensive Line (8)</u>							
70	Evan Boehm	G/C	Missouri	6-3	310	24	2
75	Alex Boone	G	Ohio State	6-8	310	30	8
69	Will Holden	G/T	Vanderbilt	6-7	312	24	R
53	A.Q. Shipley	C	Penn State	6-1	307	31	6
79	Max Tuerk	C	USC	6-5	298	23	2
68	Jared Veldheer	T	Hillsdale	6-8	321	30	8
71	Earl Watford	G	James Madison	6-3	300	27	5
73	John Wetzel	T	Boston College	6-7	328	26	2
<u>Tight Ends (3)</u>							
84	Jermaine Gresham	TE	Oklahoma	6-5	260	29	8
87	Troy Niklas	TE	Notre Dame	6-6	270	25	4
86	Ricky Seals-Jones	TE	Texas A&M	6-5	243	22	R
<u>Running Backs (5)</u>							
37	D.J. Foster	RB	Arizona State	6-0	195	24	2
48	Bronson Hill	RB	Eastern Michigan	5-10	215	24	2
35	Elijhaa Penny	RB	Idaho	6-2	234	24	1
23	Adrian Peterson	RB	Oklahoma	6-1	220	32	11
33	Kerwynn Williams	RB	Utah State	5-8	198	26	4
<u>Wide Receivers (7)</u>							
19	Carlton Agudosi	WR	Rutgers	6-6	220	23	R
13	Jaron Brown	WR	Clemson	6-2	205	27	5
12	John Brown	WR	Pittsburg State	5-11	179	27	4
11	Larry Fitzgerald	WR	Pittsburgh	6-3	218	34	14
10	Brittan Golden	WR	West Texas A&M	5-11	186	29	4
14	J.J. Nelson	WR	UAB	5-10	160	25	3
16	Chad Williams	WR	Grambling State	6-1	204	23	R
<u>Quarterbacks (3)</u>							
9	Matt Barkley	QB	USC	6-2	227	27	5
7	Blaine Gabbert	QB	Missouri	6-4	235	28	7
5	Drew Stanton	QB	Michigan State	6-3	243	33	10

2017 ARIZONA CARDINALS – HOW THEY WERE BUILT

	DRAFT	TRADES	WAIVERS	FREE AGENTS
2004	Larry Fitzgerald (1)			
2011	Patrick Peterson (1)			
2012	Justin Bethel (6a)			
2013	Tyrann Mathieu (3)	Carson Palmer (Oak)		Jaron Brown (R) Brittan Golden Frostee Rucker Drew Stanton (Ind)
2014	Deone Bucannon (1) Troy Niklas (2) Kareem Martin (3a) John Brown (3b)			Josh Mauro Jared Veldheer (Oak) Kerwynn Williams
2015	D.J. Humphries (1) Markus Golden (2) David Johnson (3) Rodney Gunter (4) J.J. Nelson (5b)			Jermaine Gresham Mike Iupati (SF) Ifeanyi Momah Corey Peters (Atl) Olsen Pierre A.Q. Shipley John Wetzel Xavier Williams (R)
2016	Robert Nkemdiche (1) Brandon Williams (3) Evan Boehm (4)	Chandler Jones (NE)		Tyvon Branch (KC) Aaron Brewer Daniel Munyer Elijhaa Penny (R) Scooby Wright III Ronald Zamort (R)
2017	Haason Reddick (1) Budda Baker (2) Chad Williams (3) Will Holden (5a) T.J. Logan (5b) Rudy Ford (6)	Adrian Peterson (NO)		Carlton Agudosi (R) Bryson Albright Matt Barkley Antoine Bethea Alex Boone Josh Bynes Karlos Dansby (Cin) Phil Dawson (SF) Justin Drescher Blaine Gabbert D.J. Foster Bronson Hill Andy Lee Gabe Martin Ricky Seals-Jones (R) Max Tuerk Earl Watford Tramon Williams

ARIZONA CARDINALS 2017 DEPTH CHART
AS PREPARED BY TEAM'S MEDIA RELATIONS DEPARTMENT

OFFENSE

WR	11 Larry Fitzgerald	14 J.J. Nelson	<u>16 Chad Williams</u>	<u>19 Carlton Agudosi</u>
LT	68 Jared Veldheer	<u>69 Will Holden</u>		
LG	75 Alex Boone	70 Evan Boehm		
C	53 A.Q. Shipley	70 Evan Boehm	79 Max Tuerk	
RG	71 Earl Watford	70 Evan Boehm		
RT	73 John Wetzell	<u>69 Will Holden</u>		
TE	87 Troy Niklas	<u>86 Ricky Seals-Jones</u>		
WR	13 Jaron Brown	12 John Brown	10 Brittan Golden	
QB	7 Blaine Gabbert	5 Drew Stanton	9 Matt Barkley	
RB	23 Adrian Peterson	33 Kerwynn Williams	35 Elijahaa Penny	37 D.J. Foster 48 Bronson Hill
TE	84 Jermaine Gresham			

DEFENSE

DL	97 Josh Mauro	72 Olsen Pierre	94 Xavier Williams
DL	98 Corey Peters	95 Rodney Gunter	
DL	92 Frostee Rucker	90 Robert Nkemdiche	
SAM	55 Chandler Jones	54 Bryson Albright	
\$LB	20 Deone Bucannon	58 Scooby Wright III	50 Gabe Martin
ILB	56 Karlos Dansby	57 Josh Bynes	
WILL	<u>43 Haason Reddick</u>	96 Kareem Martin	
LCB	21 Patrick Peterson	26 Brandon Williams	
RCB	25 Tramon Williams	28 Justin Bethel	
SS	<u>36 Budda Baker</u>	<u>30 Rudy Ford</u>	
FS	32 Tyrann Mathieu	41 Antoine Bethea	

SPECIALISTS

K	4 Phil Dawson		
P	2 Andy Lee		
LS	49 Justin Drescher		
H	2 Andy Lee		
KR	33 Kerwynn Williams	10 Brittan Golden	37 D.J. Foster
PR	33 Kerwynn Williams	21 Patrick Peterson	14 J.J. Nelson

NOTE: Rookies are underlined

ARIZONA CARDINALS NUMERIC ROSTER

No.	Name	Pos.	Ht.	Wt.	Age	NFL		College	How Acquired	2017	
						Exp.				GP-GS-DNP-IA	
2	Andy Lee	P	6-1	185	35	14		Pittsburgh	FA-17		12-0-0-0
4	Phil Dawson	K	5-11	200	42	19		Texas	UFA-17 (SF)		12-0-0-0
5	Drew Stanton	QB	6-3	243	33	10		Michigan State	UFA-13 (Ind)		3-2-9-0
7	Blaine Gabbert	QB	6-4	235	28	7		Missouri	FA-17		3-3-2-7
9	Matt Barkley	QB	6-2	227	27	5		USC	FA-17		0-0-0-3
10	Brittan Golden	WR	5-11	186	29	4		West Texas A&M	FA-13		11-0-0-1
11	Larry Fitzgerald	WR	6-3	218	34	14		Pittsburgh	D1-04		12-12-0-0
12	John Brown	WR	5-11	179	27	4		Pittsburg State	D3b-14		8-5-0-4
13	Jaron Brown	WR	6-2	205	27	5		Clemson	FA-13		12-5-0-0
14	J.J. Nelson	WR	5-10	160	25	3		UAB	D5b-15		12-2-0-0
16	Chad Williams	WR	6-1	204	23	R		Grambling	D3-17		4-1-0-8
19	Carlton Agudosi	WR	6-6	220	23	R		Rutgers	FA-17		0-0-0-2
20	Deone Bucannon	\$LB	6-1	211	25	4		Washington State	D1-14		8-8-0-4
21	Patrick Peterson	CB	6-1	203	27	7		LSU	D1-11		12-12-0-0
23	Adrian Peterson	RB	6-1	220	32	11		Oklahoma	TR-17 (NO)		6-6-0-1
25	Tramon Williams	CB	6-0	192	34	11		Louisiana Tech	FA-17		9-6-2-1
26	Brandon Williams	CB	6-0	200	25	2		Texas A&M	D3-16		12-0-0-0
28	Justin Bethel	CB	6-0	200	27	6		Presbyterian	D6a-12		12-6-0-0
30	Rudy Ford	S/CB	6-0	204	23	R		Auburn	D6-17		10-0-0-2
32	Tyrann Mathieu	S	5-9	186	25	5		LSU	D3-13		12-12-0-0
33	Kerwynn Williams	RB	5-8	198	26	4		Utah State	FA-14		12-2-0-0
35	Elijhaa Penny	RB	6-2	234	24	1		Idaho	FA-16		12-0-0-0
36	Budda Baker	S	5-10	195	21	R		Washington	D2-17		12-3-0-0
37	D.J. Foster	RB	6-0	195	24	2		Arizona State	FA-17		3-0-0-8
41	Antoine Bethea	S	5-11	206	32	12		Howard	FA-17		12-4-0-0
43	Haason Reddick	LB	6-1	235	23	R		Temple	D1-17		12-3-0-0
48	Bronson Hill	RB	5-10	215	24	2		Eastern Michigan	FA-17		0-0-1-0
49	Justin Drescher	LS	6-1	235	29	8		Colorado	FA-17		7-0-0-0
50	Gabe Martin	LB	6-2	236	25	2		Bowling Green	FA-17		1-0-0-0
53	A.Q. Shipley	C	6-1	307	31	6		Penn State	FA-15		12-12-0-0
54	Bryson Albright	LB	6-5	235	23	1		Miami (OH)	FA-17		3-0-0-2
55	Chandler Jones	LB	6-5	265	27	6		Syracuse	TR-16 (NE)		12-12-0-0
56	Karlos Dansby	LB	6-4	250	36	14		Auburn	UFA-17 (Cin)		12-11-0-0
57	Josh Byner	LB	6-1	235	28	7		Auburn	FA-17		12-1-0-0
58	Scooby Wright III	LB	6-0	240	23	2		Arizona	FA-16		6-0-0-3
68	Jared Veldheer	T	6-8	321	30	8		Hillsdale	UFA-14 (Oak)		12-12-0-0
69	Will Holden	G/T	6-7	312	24	R		Vanderbilt	D5a-17		5-2-4-3
70	Evan Boehm	G/C	6-3	310	24	2		Missouri	D4-16		11-5-1-0
71	Earl Watford	G	6-3	300	27	5		James Madison	FA-17		8-8-0-0
72	Olsen Pierre	DL	6-5	293	26	1		Miami	FA-15		10-4-0-2
73	John Wetzel	T	6-7	328	26	2		Boston College	FA-15		12-7-0-0
75	Alex Boone	G	6-8	310	30	8		Ohio State	FA-17		10-9-0-2
79	Max Tuerk	C	6-5	298	23	2		USC	FA-17		0-0-1-3
84	Jermaine Gresham	TE	6-5	260	29	8		Oklahoma	FA-15		11-11-0-1
86	Ricky Seals-Jones	TE	6-5	243	22	R		Texas A&M	FA-17		6-0-0-4
87	Troy Niklas	TE	6-6	270	25	4		Notre Dame	D2-14		12-8-0-0
90	Robert Nkemdiche	DL	6-4	296	23	2		Mississippi	D1-16		8-0-0-4
92	Frostee Rucker	DL	6-3	280	34	12		USC	FA-13		12-12-0-0
94	Xavier Williams	DL	6-2	309	25	3		Northern Iowa	FA-15		9-1-0-3
95	Rodney Gunter	DL	6-5	305	25	3		Delaware State	D4-15		12-2-0-0
96	Kareem Martin	LB	6-6	272	25	4		North Carolina	D3a-14		12-6-0-0
97	Josh Mauro	DL	6-6	282	26	4		Stanford	FA-14		11-7-1-0
98	Corey Peters	DL	6-3	305	29	8		Kentucky	UFA-15 (Atl)		9-9-0-3

2017 Coaching Staff

Head Coach: **Bruce Arians**

Assistants: **Tom Moore** (Asst. Head Coach/Offense), **James Bettcher** (Defensive Coordinator), **Harold Goodwin** (Offensive Coordinator), **Amos Jones** (Special Teams Coordinator), **Terry Allen** (Bill Bidwill Fellowship/RB's), **Anthony Blevins** (Coaching Asst./Special Teams), **Brentson Buckner** (Defensive Line), **Mike Chiurco** (Defensive Asst./Asst. Defensive Backs), **Rick Christopel** (Tight Ends), **Darryl Drake** (Wide Receivers), **Larry Foote** (Inside Linebackers), **Kevin Garver** (Asst. Wide Receivers), **Steve Heiden** (Asst. Special Teams/Asst. Tight Ends), **Roger Kingdom** (Asst. Strength & Conditioning), **Fredie Kitchens** (Running Backs), **Byron Leftwich** (Quarterbacks), **Buddy Morris** (Strength & Conditioning), **Anthony Piroli** (Asst. Strength & Conditioning), **Tom Pratt** (Pass Rush Specialist), **Nick Rapone** (Defensive Backs), **Kevin Ross** (Cornerbacks), **Bob Sanders** (Linebackers), **Larry Zierlein** (Asst. Offensive Line)

12/5/2017



ARIZONA CARDINALS ALPHA ROSTER

No.	Name	Pos.	Ht.	Wt.	Birthdate	NFL		Hometown
						Exp.	College	
19	Agudosi, Carlton	WR	6-6	220	2/1/1994	R	Rutgers	Somerset, NJ
54	Albright, Bryson	LB	6-5	235	3/15/1994	1	Miami (OH)	Cincinnati, OH
36	Baker, Budda	S	5-10	195	1/10/1996	R	Washington	Bellevue, WA
9	Barkley, Matt	QB	6-2	227	9/8/1990	5	USC	Santa Ana, CA
41	Betha, Antoine	S	5-11	206	7/27/1984	12	Howard	Newport News, VA
28	Bethel, Justin	CB	6-0	200	6/17/1990	6	Presbyterian	Blythewood, SC
70	Boehm, Evan	G/C	6-3	310	8/19/1993	2	Missouri	Lee's Summit, MO
75	Boone, Alex	G	6-8	310	5/4/1987	8	Ohio State	Lakewood, OH
13	Brown, Jaron	WR	6-2	205	1/8/1990	5	Clemson	Cheraw, SC
12	Brown, John	WR	5-11	179	4/3/1990	4	Pittsburg State	Homestead, FL
20	Bucannon, Deone	\$LB	6-1	211	8/30/1992	4	Washington State	Fairfield, CA
57	Bynes, Josh	LB	6-1	235	8/24/1989	7	Auburn	Lauderdale Lakes, FL
56	Dansby, Karlos	LB	6-4	250	11/3/1981	14	Auburn	Birmingham, AL
4	Dawson, Phil	K	5-11	200	1/23/1975	19	Texas	Dallas, TX
49	Drescher, Justin	LS	6-1	235	1/1/1988	8	Colorado	Colorado Springs, CO
11	Fitzgerald, Larry	WR	6-3	218	8/31/1983	14	Pittsburgh	Minneapolis, MN
30	Ford, Rudy	S/CB	6-0	204	11/1/1994	R	Auburn	Big Cove, AL
37	Foster, D.J.	RB	6-0	195	11/22/1993	2	Arizona State	Scottsdale, AZ
7	Gabbert, Blaine	QB	6-4	235	10/15/1989	7	Missouri	Ballwin, MO
10	Golden, Brittan	WR	5-11	186	7/20/1988	4	West Texas A&M	Denver City, TX
84	Gresham, Jermaine	TE	6-5	260	6/16/1988	8	Oklahoma	Ardmore, OK
95	Gunter, Rodney	DL	6-5	305	1/19/1992	3	Delaware State	Lake Hamilton, FL
48	Hill, Bronson	RB	5-10	215	1/2/1993	2	Eastern Michigan	Grand Rapids, MI
69	Holden, Will	G/T	6-7	312	9/14/1993	R	Vanderbilt	Green Cove Springs, FL
55	Jones, Chandler	LB	6-5	265	2/27/1990	6	Syracuse	Endicott, NY
2	Lee, Andy	P	6-1	185	8/11/1982	14	Pittsburgh	Westminster, SC
50	Martin, Gabe	LB	6-2	236	6/5/1992	2	Bowling Green	Grand Blanc, MI
96	Martin, Kareem	LB	6-6	272	2/19/1992	4	North Carolina	Roanoke Rapids, NC
32	Mathieu, Tyrann	S	5-9	186	5/13/1992	5	LSU	New Orleans, LA
97	Mauro, Josh	DL	6-6	282	2/17/1991	4	Stanford	Hurst, TX
14	Nelson, J.J.	WR	5-10	160	4/24/1992	3	UAB	Midfield, AL
87	Niklas, Troy	TE	6-6	270	9/18/1992	4	Notre Dame	Fullerton, CA
90	Nkemdiche, Robert	DL	6-4	296	9/19/1994	2	Mississippi	Loganville, GA
35	Penny, Elijah	RB	6-2	234	8/17/1993	1	Idaho	Lakewood, CA
98	Peters, Corey	DL	6-3	305	6/8/1988	8	Kentucky	Louisville, KY
23	Peterson, Adrian	RB	6-1	220	3/21/1985	11	Oklahoma	Palestine, TX
21	Peterson, Patrick	CB	6-1	203	7/11/1990	7	LSU	Pompano Beach, FL
72	Pierre, Olsen	DL	6-5	293	8/27/1991	1	Miami	Rahway, NJ
43	Reddick, Haason	LB	6-1	235	9/22/1994	R	Temple	Camden, NJ
92	Rucker, Froste	DL	6-3	280	9/14/1983	12	USC	Tustin, CA
86	Seals-Jones, Ricky	TE	6-5	243	3/15/1995	R	Texas A&M	Sealy, TX
53	Shipley, A.Q.	C	6-1	307	5/22/1986	6	Penn State	Moon Township, PA
5	Stanton, Drew	QB	6-3	243	5/7/1984	10	Michigan State	Farmington Hills, MI
79	Tuerk, Max	C	6-5	298	1/27/1994	2	USC	Trabuco Canyon, CA
68	Veldheer, Jared	T	6-8	321	6/14/1987	8	Hillsdale	Grand Rapids, MI
71	Watford, Earl	G	6-3	300	6/24/1990	5	James Madison	Philadelphia, PA
73	Wetzel, John	T	6-7	328	7/18/1991	2	Boston College	Pittsburgh, PA
26	Williams, Brandon	CB	6-0	200	9/9/1992	2	Texas A&M	Brookshire, TX
16	Williams, Chad	WR	6-1	204	10/19/1994	R	Grambling State	Baton Rouge, LA
33	Williams, Kerwynn	RB	5-8	198	6/9/1991	4	Utah State	Las Vegas, NV
25	Williams, Tramon	CB	6-0	192	3/16/1983	11	Louisiana Tech	Houma, LA
94	Williams, Xavier	DL	6-2	309	1/18/1992	3	Northern Iowa	Kansas City, MO
58	Wright III, Scooby	LB	6-0	240	8/28/1994	2	Arizona	Windsor, CA

Injured Reserve

No.	Name	Pos.	Ht.	Wt.	Birthdate	NFL		Injury/Date Listed
						Exp.	College	
27	Branch, Tyvon	S	6-0	210	12/11/1986	10	Connecticut	Knee/November 13
46	Brewer, Aaron	LS	6-5	232	7/5/1990	6	San Diego State	Wrist/October 9
44	Golden, Markus	LB	6-3	260	3/13/1991	3	Missouri	Knee/October 2
74	Humphries, D.J.	T	6-5	307	12/28/1993	3	Florida	Knee/November 13
76	Iupati, Mike	G	6-5	331	5/12/1987	8	Idaho	Tricep/September 30
31	Johnson, David	RB	6-1	224	12/16/1991	3	Northern Iowa	Wrist/September 12
22	Logan, T.J.	RB	5-10	195	9/3/1994	R	North Carolina	Wrist/September 4
80	Momah, Ifeanyi	TE	6-7	255	10/23/1989	3	Boston College	Ankle/November 13
62	Munyer, Daniel	C	6-1	305	3/4/1992	1	Colorado	Toe/November 6
3	Palmer, Carson	QB	6-5	235	12/27/1979	15	USC	Arm/October 26
29	Zamort, Ronald	CB	5-10	174	11/10/1991	1	Western Michigan	Knee/August 1

Practice Squad

No.	Name	Pos.	Ht.	Wt.	Birthdate	NFL		Hometown
						Exp.	College	
63	Anau, Peli	DL	6-3	282	10/26/1993	R	Northern Arizona	Phoenix, AZ
39	Carter, Jarell	CB	5-10	196	8/7/1995	R	Trinity International	Houston, TX
85	Holmes, Gabe	TE	6-5	255	3/29/1991	2	Purdue	Miramar, FL
34	Miller, Harlan	S	6-0	182	6/20/1994	1	SE Louisiana	Kentwood, LA
91	Okine, Earl	LB	6-6	262	1/4/1990	2	Florida	Gainesville, FL
78	Painter, Vinston	T/G	6-4	318	10/11/1989	3	Virginia Tech	Norfolk, VA
15	Russell, Alonzo	WR	6-4	210	9/29/1992	1	Toledo	Washington, DC
45	Snyder, Kevin	LB	6-2	245	7/25/1992	1	Rutgers	Mechanicsburg, PA
65	Tasini, Pasoni	DL	6-3	307	5/31/1993	R	Utah	Wailuku, HI
38	Victor, Darius	RB	5-8	209	3/18/1994	R	Towson	Hyattsville, MD

Practice Squad/Injured Reserve

No.	Name	Pos.	Ht.	Wt.	Birthdate	NFL		Injury/Date Listed
						Exp.	College	
81	Denham Jr., Anthony	TE	6-4	246	7/21/1991	2	Utah	Knee/November 30



2017

SUPPLEMENTAL BIOS



BRYSON ALBRIGHT

COLLEGE: Miami (OH)

HOW ACQUIRED: FA-17

YEARS NFL/CARDINALS: 1/1

HOMETOWN: Cincinnati, OH

DOB: MARCH 15, 1994

54 // LINEBACKER // 6-5 // 235

PRO CAREER:

Originally signed by Buffalo as a rookie free agent on 5/2/16. Released on 9/15/16 and signed to Buffalo's practice squad on 9/17/16. Elevated to the Bills active roster on 12/10/16 and was released on 12/13/16. Signed to Buffalo's practice squad on 12/15/16. Signed with Cincinnati on 1/24/17. Released by the Bengals on 9/2/17 and signed to the Cardinals practice squad on 9/4/17. Elevated to Arizona's active roster on 10/30/17.

2016: Made his NFL debut on defense and special teams vs. Pit (12/11) ... made Buffalo's Week 1 roster after signing with the team as a rookie free agent ... spent most of his rookie season on the Bills practice squad.

COLLEGE:

Played 48 games (35 starts) in four seasons (2012-15) at Miami (OH) where he totaled 129 tackles, 12 sacks and 21 tackles for loss ... received second-team All-Mid-American Conference accolades as a senior defensive lineman and was Miami's Defensive Lineman of the Year winner as a junior ... earned MAC Defensive Player of the Week in the 2015 season finale vs. UMass (11/21) with seven tackles, two sacks and a game-winning INT.

PERSONAL:

Attended St. Xavier (Cincinnati, OH) High School where he earned first-team All-Ohio honors as a senior ... older brother, Alex, played LB at Boston College and for Dallas Cowboys (2011-12) ... earned a degree in Kinesiology.

ALBRIGHT CAREER STATS

Year	Team	GP/GS	Tackles			Sacks		Interceptions					FR	FF	STT	
			Solo	Asst.	Ttl	Sk	Yds	Int	Yds	Lg	TD	PD				
2016	Buf	1/0	0	0	0	0.0	0.0	0	0	0	0	0	0	0	0	0
Total		1/0	0	0	0	0.0	0.0	0	0	0	0	0	0	0	0	0



MATT BARKLEY

COLLEGE: USC

HOW ACQUIRED: FA-17

YEARS NFL/CARDINALS: 5/2

HOMETOWN: Santa Ana, CA

DOB: SEPTEMBER 8, 1990

9 // QUARTERBACK // 6-2 // 225

PRO CAREER:

Originally entered the NFL as a fourth-round pick (98th overall) of the Philadelphia Eagles in the 2013 NFL Draft. Traded to the Cardinals in exchange for a conditional seventh round pick in the 2016 NFL Draft on 9/4/15. Released by Arizona on 9/3/16 and signed to the Bears practice squad on 9/5/16. Elevated to Chicago's active roster on 9/22/16 before signing a two-year contract with the 49ers on 3/9/17. Released by San Francisco on 9/1/17 and signed with the Cardinals on 11/13/17.

2016: Played a career-high seven games (six starts), setting career bests in all passing categories with 1,611 yards, eight TDs and a 68.3 passer rating on 129-of-216 passing ... threw for 300+ yards in his first-career start vs. Ten (11/27), completing 28-of-54 passes for 316 yards and a career-high three TDs ... established career highs in completions (30) and passing yards (362) vs. GB (12/18), adding two passing TDs against the Packers.

2015: Acquired in a trade from the Eagles at the conclusion of the preseason ... served as No. 3 QB and was inactive for all 16 regular season games and both playoff contests.

2014: Saw only action of the season vs. Car (11/10), throwing an INT and rushing three times for no gain.

2013: Completed 30-of-49 pass attempts for 300 yards and four INTs in three games as a rookie ... went 11-of-20 for 129 yards and three INTs in his NFL debut vs. Dal (10/20), subbing for an injured Nick Foles ... saw action vs. NYG (10/27) after Michael Vick left the game injured, completing 17-of-26 passes for 158 yards and an INT ... played in relief of Nick Foles @ Oak (11/3), finishing 2-of-3 for 13 yards.

COLLEGE:

Played 48 games (35 starts) in four seasons (2012-15) and finished his USC career as the school's and Pac-12's all-time leader

with 12,327 passing yards and 116 TD passes, becoming the first player in conference history to throw for more than 100 career TDs ... broke fellow USC alum Carson Palmer's record for career passing yards (11,818) before being surpassed in 2014 by Oregon State's Sean Mannion ... started 11 games as a senior before missing the final two games with a shoulder injury ... finished 12th in the nation with a 157.55 passer rating after completing 246-of-387 passes for 3,273 yards and 36 TDs (third in school history) ... had two games with six TD passes and established a school record with 493 passing yards against Arizona ... finished sixth in the Heisman Trophy voting as a junior, completing 308-of-445 passes for 3,528 yards and a single-season school-record 39 TD passes ... named team MVP and was a finalist for the Manning Award ... earned second-team all-conference honors and was a third-team Associated Press All-American ... established school record with 69.1 completion percentage ... was 236-of-377 passing for 2,791 yards and 26 TDs as a sophomore when he was a semifinalist for the Davey O'Brien Award ... started 12 games as a true freshman in 2009, completing 211-of-352 passes for 2,735 yards and 15 TDs.

PERSONAL:


Attended Mater Dei (Santa Ana, CA) High School where he finished his career as the all-time passing yardage leader in Orange County ... earned numerous All-American honors as a senior, passing for 2,877 yards and 23 TDs ... threw for an Orange County record 3,576 yards and 35 TDs during his junior season ... named Gatorade Male High School Athlete of the Year and National Football Player of the Year, the first time a junior ever won either award ... married to wife, Brittany, and the couple has two sons, John and Jackson ... earned degree in Communications with a minor in Business.

BARKLEY CAREER STATS

Year	Team	GP/GS	Passing							Yds			Rating
			Att	Cmp	Pct	Yds	Yds/Att	TD	Int	Lg	Sk	Lst	
2013	Phi	3/0	49	30	61.2	300	6.1	0	4	26	3	24	44.6
2014	Phi	1/0	1	0	0.0	0	0.0	0	0	0	0	0	39.6
2015	Ariz	0/0	0	0	--	0	--	0	0	0	0	0	--
2016	Chi	7/6	216	129	59.7	1,611	7.5	8	14	37	6	43	68.3
Total		11/6	266	159	59.8	1,911	7.2	8	18	37	9	67	63.7

Single Game Highs:

Attempts: 54, vs. Tennessee, 11/27/16; **Completions:** 30, vs. Green Bay, 12/18/16; **Completion Pct:** 71.4, @ Minnesota, 1/1/17 (10-14); **Passing Yards:** 362, vs. Green Bay, 12/18/16; **Interceptions:** 5, vs. Washington, 12/24/16; **Long Pass:** 37, vs. Washington, 12/24/16; **Rating:** 97.5, vs. San Francisco, 12/4/16 (18-11-0, 192 yards).



ALEX BOONE

COLLEGE: Ohio State

HOW ACQUIRED: FA-17

YEARS NFL/CARDINALS: 8/1

HOMETOWN: Lakewood, OH

DOB: May 4, 1987

75 // GUARD // 6-8 // 310

PRO CAREER:

Originally signed with the San Francisco 49ers as a rookie free agent on 9/6/09. Signed with the 49ers on 1/6/10 and re-signed (four-year extension) with the team on 12/8/11. Signed a four-year contract with the Vikings on 3/10/16 and was released on 9/2/17. Signed a one-year contract with the Cardinals on 9/5/17.

2016: Started 14 games for an offensive line that did not allow a sack in five games (tied for most in the NFL) ... started at LG for a unit that did not allow a sack at Ten (9/11) ... started at LG for an O-line that helped total 104 rushing yards and did not allow a sack vs. NYG (10/3) ... started at LG for an O-line that did not allow a sack, helping QB Sam Bradford complete 31 of 37 passes @ Det (11/24).

2015: Started all 13 games in which he played, missing the final three contests after being placed on injured reserve (knee) on 12/26 ... started and helped pave the way for RB Carlos Hyde to compile 168 rushing yards and two TDs vs. Min (9/14).

2014: Played 15 games (14 starts) and helped established a single-game franchise record with 355 rushing yards, the NFL's most since 2007, vs. SD (12/20).

2013: Started all 16 regular season games and three postseason contests, helping the 49ers post a 12-4 mark and advance to the NFC Championship game ... helped compile 494 yards of total offense, including 404 passing yards, vs. GB (9/8) ... helped led three different RBs into the end zone @ StL (9/26) ... started for an O-line that helped total 199 rushing yards on 30 carries (6.6 average) vs. Atl (12/23).

2012: Stepped into the starting lineup for all 16 regular season games and three postseason contests as the 49ers claimed the NFC West title with an 11-4-1 mark, won the NFC Championship and reached Super Bowl XLVII ... part of an O-line that was honored as the 2012 Madden Most Valuable Protectors of the Year ... made first-career start in the season-opener @ GB (9/9), helping RB

Frank Gore rush for 112 yards ... helped total a single-game franchise-record 621 yards of total offense (311 rushing and 310 passing) vs. Buf (10/7), marking the first time an NFL team recorded 300+ rushing and passing yards in a single game.

2011: Played in all 16 regular season games and both playoff contests, helping the 49ers post a 13-3 record and an NFC West title saw action in short-yardage packages and on special teams ... played extensively at LT when starter Joe Staley left the game at Ari (12/11) with a head injury.

2010: Made his NFL debut at LT vs. Ari (1/2/11) ... inactive in the first 15 games.

2009: Spent his rookie season on the 49ers practice squad after being released during final roster cuts.

COLLEGE:

Played 46 games (35 starts) during his four-year (2005-08) career where he earned All-American and first-team All-Big Ten honors as a senior and second-team All-Big Ten recognition as a junior ... helped the Buckeyes compile a 41-8 record, win four Big Ten titles and earn bids to the BCS National Championship games after the 2007 and 2008 seasons.

PERSONAL:

Two-time (2003-04) All-Ohio athlete at St. Edward (Cleveland, OH) High School, where he earned Parade and USA Today All-America accolades ... helped the football team reach a state title game as a junior ... also competed in track and basketball ... majored in History ... active supporter of veterans causes and military charities; visited the Minneapolis Veterans Affairs Medical Center with teammates in November 2016 ... the San Francisco Zoo named a rhinoceros "Boone" in his honor ... trains with with former NFL lineman and fellow Cleveland native LeCharles Bentley during the offseason in Arizona ... has three children with his wife, Dana.

BOONE CAREER STATS

Year	Team	GP/GS
2010	SF	1/0
2011	SF	16/0
2012	SF	16/16
2013	SF	16/16
2014	SF	15/14
2015	SF	13/13
2016	Min	14/14
Total		91/73

BOONE POSTSEASON STATS

Year	Team	GP/GS
2011	SF	2/0
2012	SF	3/3
2013	SF	3/3
Total		8/6



JOSH BYNES

COLLEGE: Auburn

HOW ACQUIRED: FA-17

YEARS NFL/CARDINALS: 7/1

HOMETOWN: Lauderdale Lakes, FL

DOB: August 24, 1989

57 // LINEBACKER // 6-1 // 235

PRO CAREER:

Originally signed by the Baltimore Ravens as a rookie free agent on 7/28/11. Released on 9/3/11 and signed to Baltimore's practice squad on 11/9/11. Elevated to the Ravens active roster on 11/23/11 and released on 11/29/11. Elevated to Baltimore's 53-man roster on 1/14/12 after signing to the practice squad on 12/1/11. Released by the Ravens on 8/31/12 after re-signing with the club on 8/31/12. Promoted to Baltimore's active roster on 12/17/12 after signing to the practice squad on 9/1/12. Re-signed with the Ravens on 4/22/13 and 4/18/14 before being released by the team on 9/2/14. Elevated to the Lions 53-man roster on 9/23/14 after signing to the Ravens practice squad on 9/4/14. Re-signed with Detroit on 3/13/15. Signed with the Lions on 10/25/16 after being released by the team on 9/10/16. Signed with the Cardinals on 8/5/17.

2016: Saw action in nine games (eight starts) and totaled 38 tackles (26 solo) and four passes defended ... returned to the team (10/25) after suffering a knee injury in the pre-season that landed him in injured reserve (9/4) before being released (9/10) ... registered four tackles, one tackle for loss and a pass defended on Thanksgiving Day vs. Min (11/24) ... notched a team-high eight tackles at NO (12/4) ... started at OLB and tallied a team-leading six tackles vs. Chi (12/11) ... started and collected seven tackles in the NFC Wild Card matchup @ Sea (1/7/17).

2015: Competed in all 16 games for the first time in his career and established career highs with 11 starts, 80 tackles (54 solo) and five passes defended, adding a half-sack and forced fumble (both career firsts) ... started for an injured LB DeAndre Levy and led the team with eight tackles @ SD (9/13) ... registered a season-high 10 tackles and one special teams tackle vs. Chi (10/18) ... matched a team high with eight tackles vs. Min (10/25) ... collected eight tackles (team high) at StL (12/13) ... posted five tackles, including a half-sack shared with DT Haloti Ngata that forced a QB Blaine Gabbert fumble, leading to a Detroit TD on the following play, vs. SF (12/27).

2014: Appeared in 13 games and recorded 19 tackles (16 solo), his first-career interception, one fumble recovery and three special teams tackles ... secured an interception and totaled three tackles at Ari (11/16) ... matched a season high with three tackles @ NE (11/23), vs. Chi (11/27) and @ Chi (12/21) ... had one tackle in the NFC Wild Card matchup @ Dal (1/4/15).

2013: Played in 15 games (six starts), posting 41 tackles (19 solo), three passes defended and four special teams tackles ... started and totaled a season-high eight tackles (six solo) @ Den (9/5) ... tallied eight tackles (three solo), including one for loss, vs. Cle (9/15) ... registered eight tackles (four solo) and one special teams tackle @ Buf (9/29) ... notched six tackles (three solo) vs. Pit (11/28).

2012: Saw action in 10 games (three starts) and totaled 31 tackles (18 solo), one pass defended and three special teams tackles after joining the Ravens active roster from its practice squad on 10/17 ... made his first-career start and led the team with a career-high 13 tackles (11 solo), adding one QB hit and one pass defended, vs. Den (12/16) ... started and notched a team-high nine tackles (three solo) @ Cin (12/30) ... competed in all four playoff games and had two special teams tackles, including the final tackle of Super Bowl XLVII on Ted Ginn, Jr.

2011: Played on special teams in one game for the Ravens after being elevated to the active roster from the team's practice squad on 11/29.

COLLEGE:

Appeared in 43 games (35 starts), helping the Tigers win the 2011 BCS National Championship at University of Phoenix Stadium ... totaled 238 tackles, one forced fumble and 12 passes defended during his four-year (2007-10) college career ... earned second-team All-SEC accolades as a senior in 2010 ... collected 104 tackles, one sack, two forced fumbles, one fumble recovery and eight passes defended in 13 games (all starts) as a junior in 2009 ... posted 53 tackles and four passes defended in 12 games (eight starts) as a sophomore in 2008 ... saw action in four games, totaling 10 tackles and one forced fumble as a freshman in 2007.

PERSONAL:

Prepped at Boyd Anderson (Lauderdale Lakes, FL) High School, where he earned Broward County Defensive Player of the Year honors after leading the Cobras a 9-3 record and the second round of the state playoffs in 2006 ... totaled 110 tackles, four forced fumbles, three recoveries and two sacks in eight games as a senior ... graduated with a bachelor's degree in Human Development and Family Studies.

BYNES CAREER STATS

Year	Team	Tackles				Sacks		Interceptions					FR	FF	STT
		GP/GS	Solo	Asst.	Ttl	Sk	Yds	Int	Yds	Lg	TD	PD			
2011	Bal	1/0	0	0	0	0.0	0	0	0	0	0	0	0	0	0
2012	Bal	10/3	18	13	31	0.0	0	0	0	0	0	1	0	0	3
2013	Bal	15/6	19	22	41	0.0	0	0	0	0	0	3	0	0	4
2014	Det	13/0	16	3	19	0.0	0	1	17	17	0	1	1	0	3
2015	Det	16/11	54	26	80	0.5	5.5	0	0	0	0	5	0	1	2
2016	Det	9/8	26	12	38	0.0	0	0	0	0	0	4	0	0	0
Total		64/28	133	76	209	0.5	5.5	1	17	17	0	14	1	1	12

Single Game Highs:

Total Tackles: 13, vs. Denver, 12/16/12; **Solo Tackles:** 11, vs. Denver, 12/16/12; **Sacks:** 0.5, vs. San Francisco, 12/27/15; **Interceptions:** 1, @ Arizona, 11/16/14; **Fumble Recoveries:** 1, vs. San Francisco, 12/27/15; **Forced Fumbles:** 1, vs. Miami, 11/9/14; **Passes Defensed:** 2, @ New Orleans, 12/21/15.

BYNES POSTSEASON STATS

Year	Team	Tackles				Sacks		Interceptions					FR	FF	STT
		GP/GS	Solo	Asst.	Ttl	Sk	Yds	Int	Yds	Lg	TD	PD			
2011	Bal	0/0	0	0	0	0.0	0	0	0	0	0	0	0	0	0
2012	Bal	4/0	0	0	0	0.0	0	0	0	0	0	0	0	0	2
2014	Det	1/0	1	0	1	0.0	0	0	0	0	0	0	0	0	0
2016	Det	1/1	1	6	7	0.0	0	0	0	0	0	0	0	0	0
Total		6/1	2	6	8	0.0	0	0	0	0	0	0	0	0	2

Postseason Single Game Highs:

Total Tackles: 7, @ Seattle, 1/7/17; **Solo Tackles:** 1, twice, last @ Seattle, 1/7/17.



JUSTIN DRESCHER

COLLEGE: Colorado

HOW ACQUIRED: FA-17

YEARS NFL/CARDINALS: 8/1

HOMETOWN: Colorado Springs, CO

DOB: JANUARY 1, 1988

49 // LONG SNAPPER // 6-1 // 235

PRO CAREER:

Originally signed with the Atlanta Falcons as a rookie free agent on 4/26/10. Released on 6/15/10 and signed with the Saints on 11/23/10. Played in 102 regular season games and four postseason contests with the Saints. Re-signed with New Orleans on 8/7/17 and was released on 8/30/17. Signed with the Cardinals on 10/10/17.

2016: Served as the long snapper in all 16 games for the sixth consecutive season ... appeared in his 100th career game @ Ari (12/18) ... notched a special teams tackle @ Atl (1/1/17).

2015: Snapped in all 16 games ... recorded a career-high two special teams tackles.

2014: Snapped in all 16 games ... posted a special teams tackle vs. Cin (11/16).

2013: Served as long snapper in all 16 regular season games and both playoff contests.

2012: Snapped in all 16 games and helped K Garrett Hartley convert 18 of 22 FGs.

2011: Snapped in all 16 games for the first time in his career ... also played in both postseason contests ... helped K John Kasay convert 28 of 34 FGs.

2010: Spent part of the offseason with Atlanta before signing with New Orleans on 11/23 ... handled snapping duties for the final six games of the regular season and the NFC Wild Card @ Sea (1/8/11) ... tallied a special teams tackle @ Cin (12/5).

COLLEGE:

Appeared in 49 games as long snapper during his four-year (2006-09) at Colorado, totaling five tackles and recovering a fumble on special teams.

PERSONAL:

Prepped at Carroll (Southlake, Texas) High School, where he was part of two state championship teams that won 32 consecutive games ... handled long snapping duties, played guard and earned second-team all-district honors as a senior ... also letter in baseball ... graduated with a Finance degree.

DRESCHER CAREER STATS

Year	Team	GP/GS	STT
2010	NO	6/0	1
2011	NO	16/0	0
2012	NO	16/0	0
2013	NO	16/0	0
2014	NO	16/0	1
2015	NO	16/0	2
2016	NO	16/0	1
Total		102/0	5

DRESCHER POSTSEASON STATS

Year	Team	GP/GS	STT
2010	NO	1/0	0
2011	NO	2/0	0
2013	NO	2/0	0
Total		5/0	0



D.J. FOSTER

COLLEGE: Arizona State

HOW ACQUIRED: FA-17

YEARS NFL/CARDINALS: 2/1

HOMETOWN: Scottsdale, AZ

DOB: November 22, 1992

37 // RUNNING BACK // 6-0 // 195

PRO CAREER:

Originally signed with the New England Patriots as a rookie free agent on 5/6/16. Released on 11/28/16 and signed to the Patriots practice squad on 11/30/16. Elevated to New England's 53-man roster from the practice squad on 12/3/16. Released on 9/2/17 and signed to the Patriots practice squad on 9/3/17. Signed with the Cardinals from New England's practice squad on 9/12/17.

2016: Made the 53-man roster out of training camp as a rookie free agent and recorded seven carries for 24 yards and one reception for two yards in three games for the Patriots ... inactive for 13 regular season games and three postseason contests, including New England's Super Bowl LI victory ... had a seven-yard run and two-yard reception in his NFL debut vs. Mia (9/18).

COLLEGE:

Played 53 games during his four-year career at Arizona State, where he was a two-time All-Pac-12 honoree and 2012 freshman All-American ... totaled 2,355 yards and 18 TDs on 444 carries and 2,458 yards and 14 TDs on 222 receptions ... became the fifth player in NCAA Division I history to rush and receive for more than 2,000 yards ... caught at least one pass in all 53 games, the longest streak in Pac-10/12 history ... converted to WR in 2015 after three seasons at RB.

PERSONAL:

Led Saguardo (Scottsdale, AZ) High School to the Arizona Division III State Championship and set a single-season state record with 60 total touchdowns as a senior in 2011 ... earned national acclaim in Sports Illustrated after totaling 508 yards and 10 TDs (both single-game state records) on 20 carries ... rushed for more than 5,000 yards during his prep career.

FOSTER CAREER STATS

Year	Team	GP/GS	Att	Rushing				Receiving				
				Yds	Avg	Lg	TD	No	Yds	Avg	Lg	TD
2016	NE	3/0	7	24	3.4	7	0	1	2	2.0	2	0
Total		3/0	7	24	3.4	7	0	1	2	2.0	2	0

Single Game Highs:

Rushing Yards: 17, @ Cleveland, 10/9/16; **Rushing Attempts:** 6, @ Cleveland, 10/9/16; **Long Run:** 7, vs. Miami, 9/18/16; **Receptions:** 1, vs. Miami, 9/18/16; **Receiving Yards:** 2, vs. Miami, 9/18/16; **Long Reception:** 2, vs. Miami, 9/18/16.

Additional Statistics:

Kickoff Return: Career: 1-30; **2016:** 1-30.



BRONSON HILL

COLLEGE: Eastern Michigan

HOW ACQUIRED: FA-17

YEARS NFL/CARDINALS: 2/1

HOMETOWN: Grand Rapids, MI

DOB: January 2, 1993

48 // RUNNING BACK // 5-10 // 215

PRO CAREER:

Originally signed with the Buffalo Bills as a rookie free agent on 8/6/15. Released by the Bills on 9/4/15 and signed to the Bears practice squad on 9/9/15. Released on 9/21/15 and signed to the Dolphins practice squad on 10/15/15. Released on 10/20/15 and signed to the Saints practice squad on 12/9/15. Signed with the Bengals on 2/2/16 and was released on 9/3/16. Signed to the Jaguars practice squad on 9/5/16 and was elevated to the active roster on 12/10/16. Released on 5/1/17 and was signed by the Vikings on 8/12/17. Released on 9/2/17 and signed to Minnesota's practice squad on 9/3/17. Released on 11/7/17. Signed to Cardinals practice squad on 11/7/17. Elevated to Arizona's active roster on 11/28/17.

2016: Spent the offseason and training camp with the Bengals before being released ... spent the first 13 weeks of the season on Jacksonville's practice squad ... elevated to Jaguars roster and saw action on special teams in his NFL debut @ Hou (12/18) ... ran the ball twice for 11 yards @ Ind (1/1/17).

COLLEGE:

Appeared in 42 games during his four-year (2011-14) career at Eastern Michigan, totaling 421 carries for 2,357 yards and 11 TDs and 37 receptions for 526 yards and four TDs ... received third-team All-MAC accolades after gaining 1,101 yards and five TDs on 196 carries as a junior in 2013 ... named the Eagles 2012 James M. "Bingo" Brown Most Valuable Offensive Player after scoring a career-high six rushing TDs and collecting a career-high 208 receiving yards on 12 catches as a sophomore ... rushed for 283 yards and four TDs on 28 carries against Toledo in 2012, earning National Running Back of the Week honors by the College Football Performance Awards, MAC West Division Offensive Player of the Week and MAC Male Scholar Athlete of the Week ... also ran track at Eastern Michigan.

PERSONAL:

Prepped at Catholic Central (Grand Rapids, MI) High School where he was an all-conference and second-team all-state selection ... scored a single-season school-record 23 TDs as a senior in 2010 ... led the Cougars to a first-round playoff win with 483 all-purpose yards and four TDs and earned WZZM-TV MVP of the Week with a 169-yard, three-TD performance earlier that season ... won the Division IV state championship as a track standout ... majored in Marketing.

HILL CAREER STATS

Year	Team	GP/GS	Rushing					Receiving				
			Att	Yds	Avg	Lg	TD	No	Yds	Avg	Lg	TD
2016	Jax	3/0	2	11	5.5	7	0	0	0	0	0	0
Total		3/0	2	11	5.5	7	0	0	0	0	0	0

Single Game Highs:

Rushing Yards: 11, @ Indianapolis, 1/1/17; **Rushing Attempts:** 2, @ Indianapolis, 1/1/17; **Long Run:** 7, @ Indianapolis, 1/1/17.



ANDY LEE

COLLEGE: Pittsburgh

HOW ACQUIRED: FA-17

YEARS NFL/CARDINALS: 14/1

HOMETOWN: Westminster, SC

DOB: August 11, 1982

2 // PUNTER // 6-1 // 185

PRO BOWL SELECTION: 2007, 2009, 2011

NOTE CARDS

- Three-time Pro Bowl (2007, 2009 and 2011) and four-time All-Pro (2007, 2009, 2011 and 2012) selection ranks ninth in NFL history in gross average (46.3), 12th in net average (39.5) and tied for eighth in punts inside the 20-yard line (343).
- Has finished top-10 in gross average among NFL punters 10 of 13 seasons.
- Set Cleveland's single-season franchise records in gross (46.7) and net (40.1) averages.
- Appeared in 176 games over 11 seasons (2004-14) with San Francisco, setting franchise records in punts (941), punting yards (43,468), gross average (46.2), net average (39.5) and punts inside the 20-yard line (300).
- Led the league in gross (50.9) and net (44.0) averages during the 2011 season, setting a single-season NFL record (since broken) for net punting average.
- Led the NFL with 49 punts of 50 or more yards and 42 punts downed inside the 20-yard line (then-NFL record) during the 2007 season.

PRO CAREER:

Originally selected by the San Francisco 49ers in the sixth round (188th overall) of the 2004 NFL Draft. Re-signed with the club on 3/9/07 (six-year contract) and 5/23/12 (six-year extension). Traded to the Cleveland Browns for a 2017 seventh-round pick on 6/6/15. Traded to the Carolina Panthers for a 2018 fourth-round draft pick on 8/29/16. Released by the Panthers on 9/2/17 and signed a two-year contract with the Cardinals on 9/4/17.

2016: Played in nine games and posted a 49.1-yard gross average, 40.4-yard net average, 18 punts inside the 20-yard line, four touchbacks and a franchise-record 76-yarder on 36 punts ... placed on injured reserve on 11/14 after suffering a hamstring injury vs. KC (11/13) ... set single-game team records with a career-best 63.0-yard gross average and a 76-yard punt @ Den (9/8).

2015: Punted 70 times for a 46.7-yard gross average, 40.1-yard net average, 25 punts inside 20-yard line and four touchbacks ... set Browns single-season franchise records in gross and net average ... punted four times with a 51.3 gross average and a 67-yard long punt vs. Oak (9/27) ... dropped three punts inside the Steelers 20-yard line, entering the NFL's all-time top-10 (now has 343) in that category, vs. Pit (11/15).

2014: Averaged 46.8 yards, netted 39.6 yards and landed 28 punts inside the 20-yard line on 72 punts ... averaged more than 50 yards per punt in five games ... dropped four punts inside the 20-yard line and allowed just 12 returns yards on five punts @ StL (10/13) ... punted five times for 272 yards (54.4 average), including a 71-yard season long @ Den (10/19).

2013: Punted 79 times for 3,804 yards, a 48.2-yard gross average, a 41.7-yard net average and 27 inside the 20-yard line ... posted a 60+ yard punt in six games and did not commit more than one touchback in any game during the season ... recorded a 54.7-yard gross average, 52.0-yard net average and two punts downed inside the 20-yard line on a season-high seven punts @ StL (9/26).

2012: First-team All Pro selection led the NFL with a 43.2-yard net average, marking the fourth-highest single-season total in league history ... dropped 36 punts inside the 20-yard line, third-most in the league ... dropped a season-high four punts inside the 20-yard line in three games – vs. Sea (10/18), vs. Chi (11/19) and @ StL (12/2) – not allowing a touchback in any of those contests ... punted five times for a 56.6-yard gross average, 54.0-yard net average and three downed inside the 20-yard line @ NE (12/16).

2011: First-team All-Pro and Pro Bowl selection led the NFL in both gross (50.9) and net (44.0) average, setting a then-single-season league record in net average ... posted single-game franchise records with a 59.6 gross average and a 54.2 net average vs. Sea (9/11) ... punted nine times for 430 yards, including four inside the 20-yard line @ Det (10/16) ... named NFC Special Teams Player of the Week after punting six times for 285 yards with a 49.5-yard net average and four punts inside the 20-yard line vs. Pit (12/19).

2010: Totaled 91 punts for 4,203 yards (46.2 average), a 38.2-yard net average and 34 inside the 20-yard line ... averaged 53.7 yards and netted 39.3 yards on three punts, including a 60-yard long, vs. Phi (10/10) ... posted season highs with a 53.8 gross average and a 52.0 net average on six punts @ StL (12/26).

2009: Second-team All Pro and Pro Bowl selection ranked second and third in gross average (47.6) and net average (41.0), respectively, in the NFL ... totaled nine punts for 465 yards (51.7 average) and a 40.8-yard net average @ Min (9/27) ... recorded season highs in gross (56.7) and net (53.3) averages on three punts, allowing one return for 10 yards, vs. Ten (11/8).

2008: Punted 66 times for 3,155 yards (47.8 average), 13 inside the 20-yard line and a 39.0 net average ... launched a career-long 82-yard punt, finished the game with five punts for a 54.0-yard gross average and a 46.2 net average, vs. NE (10/5) ... dropped a season-high three punts inside the 20-yard line, averaging 47.3 yards and netting 39.2 yards on six punts, @ Buf (11/30).

2007: First-team All Pro and Pro Bowl selection punted 105 times for 4,968 yards, a 47.3-yard gross average, a 41.0-yard net average and a career-high 42 punts downed inside the 20-yard line (then-NFL record) ... ranked second in the NFL in gross and net punting average ... led the league with 49 punts of 50 or more yards, notching at least one such kick in all but one game ... averaged 57.2 yards, netted 46.0 yards and dropped two inside the 20-yard line on five punts @ Pit (9/23) ... punted a career-high 10 times for 543 yards (54.3 average), a 44.1-yard net average, two downed inside the 20-yard line and a 71-yard long vs. Sea (9/30).

2006: Totaled 81 punts for 3,625 yards (44.8 average), 22 inside the 20-yard line, a 66-yard long and 36.8-yard net average ... averaged 45.0 yards, netted 40.8 yards and dropped two inside the 20-yard line on eight punts @ Sea (12/14) ... downed a season-high four punts inside the 20-yard line on seven punts, allowing just three return yards, @ Den (12/31).

2005: Allowed just three touchbacks on a career-high 107 punts, recording a 41.6-yard gross average, a 36.3-yard net average, a 58-yard long and 15 downed inside the 20-yard line ... landed three inside the 20-yard line and averaged 43.1 yards on seven punts @ Phi (9/18) ... punted nine times for 369 yards (41.0 average), a 37.8-yard net average, and two downed inside the 20-yard line vs. TB (10/30).

2004: Punted 96 times for 3,990 yards (41.6 average), an 81-yard long, 25 downed inside the 20-yard line and a 35.3-yard net average ... pinned the Seahawks inside the 20-yard line three

times on six punts, averaging 42.5 yards and netting 39.0 per punt, @ Sea (11/7) ... averaged 48.3 yards, netted 46.0 yards and landed one inside the 20-yard line on seven punts, including a season-long 81-yarder, @ TB (11/21).

COLLEGE:

Played 47 games during his four-year (2000-03) career at Pittsburgh, where he became the first player to win the Big East Conference Special Teams Player of the Year twice ... two-time (2002-03) All-Big East honoree finished his career with a 42.4-yard gross average with 61 inside the 20-yard line on 244 punts, 28 touchbacks, long of 73 yards and three blocks ... ranked first in school history with 244 punts and second with 10,354 punting yards ... set single-season program records with 77 punts and 3,399 yards in 2003.

PERSONAL:

Attended West Oak (Westminster, SC) High School and majored in economics with a history minor at Pittsburgh ... earned a master's degree in Business Administration from North Carolina ... he and his wife, Rachel, have two sons, Ryan and Adam ... chose to wear #8 after joining the Browns in honor of his late daughter ... given Westminster, SC's key to the city on July 12, 2008, which was declared 'Andy Lee Day' ... first NFL game he ever attended was as a player in 2004 during his rookie season.

LEE CAREER STATS

Year	Team	GP	No	Yds	Avg	Net	TB	In20	Lg	Blk
2004	SF	16	96	3,990	41.6	35.3	8	25	81	0
2005	SF	16	107	4,447	41.6	36.3	3	15	58	1
2006	SF	16	81	3,625	44.8	36.8	9	22	66	0
2007	SF	16	105	4,968	47.3	41.0	13	42	74	0
2008	SF	16	66	3,155	47.8	39.0	9	13	82	1
2009	SF	16	99	4,711	47.6	41.0	8	30	64	0
2010	SF	16	91	4,203	46.2	38.2	12	34	64	0
2011	SF	16	78	3,970	50.9	44.0	9	28	68	1
2012	SF	16	67	3,226	48.1	43.2	4	36	66	0
2013	SF	16	79	3,804	48.2	41.7	9	27	62	0
2014	SF	16	72	3,369	46.8	39.6	7	28	71	1
2015	Cle	16	70	3,270	46.7	40.1	4	25	67	0
2016	Car	9	36	1,769	49.1	40.4	4	18	76	0
Total		201	1,047	48,507	46.3	39.5	99	343	82	4

Single Game Highs:

Punts: 10, vs. Seattle, 9/30/07; **Gross Yards:** 543, vs. Seattle, 9/30/07; **Gross Average (min 3 att.):** 63.0, @ Denver, 9/8/16; **Net Average (min 3 att.):** 54.2, vs. Seattle, 9/11/11; **Inside 20:** 5, vs. St. Louis, 10/4/09; **Long Punt:** 82, vs. New England, 10/5/08.

Additional Statistics:


Special Teams Tackles: Career: 7. **2004:** 2; **2005:** 1; **2006:** 1; **2010:** 2; **2017 (1):**

LEE POSTSEASON STATS

Year	Team	GP	No	Yds	Avg	Net	TB	In20	Lg	Blk
2011	SF	2	18	851	47.3	41.5	1	7	63	0
2012	SF	3	9	443	49.2	41	2	3	62	0
2013	SF	3	9	373	41.4	35.1	1	2	52	0
Total		8	36	1667	46.3	39.8	4	12	63	0

Postseason Single Game Highs:

Punts: 10, vs. New York Giants, 1/22/12; **Gross Yards:** 455, vs. New York Giants, 1/22/12; **Gross Average (min 3 att.):** 53.0, vs. Baltimore, 2/3/13; **Net Average (min 3 att.):** 48.3, @ Atlanta, 1/20/13; **Inside 20:** 4, vs. New Orleans, 1/14/12; **Long Punt:** 63, vs. New Orleans, 1/14/12.



ADRIAN PETERSON

COLLEGE: Oklahoma

HOW ACQUIRED: TR-17 (NO)

YEARS NFL/CARDINALS: 11/1

HOMETOWN: Palestine, TX

DOB: March 21, 1985

23 // RUNNING BACK // 6-1 // 220

PRO BOWL SELECTION: 2007, 2008, 2009, 2010, 2012, 2013, 2015

NOTE CARDS

- Drafted by the Vikings with the seventh overall selection in 2007, Peterson has been named to more Pro Bowls (7) than any other active running back in the NFL. He has also been named first-team All-Pro four times.
- From 2007-16, Peterson led the NFL in rushing yards (11,747), rushing TDs (97) and 100-yard rushing games (49).
- He has rushed for 1,000+ yards in a season seven times, including in 2008 (1,760 yards), 2012 (2,097 yards) and 2015 (1,485 yards) when he led the NFL in rushing. His seven 1,000-yard seasons are the second most among active players (Frank Gore-9).
- He was named the Associated Press NFL MVP in 2012 after rushing for 2,097 yards and 12 TDs, the only non-QB to win the award in the last 10 seasons. His 2,097 rushing yards that season rank as the second-highest single-season total in NFL history (2,105 – Eric Dickerson, 1984).
- Entering 2017, his 102 total TDs (97 rushing, 5 receiving) ranked third among active NFL players behind Chargers TE Antonio Gates (111) and Cardinals WR Larry Fitzgerald (104).
- In just his eighth career game, he set the NFL single-game rushing mark with 296 rushing yards vs. San Diego in his rookie season (2007). He went on to earn NFL Offensive Rookie of the Year.
- Entering 2017, his average of 93.1 rushing yards per game ranked third in NFL history among players with a minimum of 100 career games. Only Jim Brown (104.3) and Barry Sanders (99.8) averaged more rushing yards per game than Peterson in his career.
- Peterson's 18 career games with 150+ rushing yards are tied with Hall of Famers Eric Dickerson and Emmitt Smith for third in NFL history behind only Barry Sanders (25) and Walter Payton (20). He tied Earl Campbell's NFL single-season record with seven 150-yard outputs in 2012.
- He has six career games with 200+ rushing yards, tied with Hall of Famer O.J. Simpson for the most in NFL history.

PRO CAREER:

Originally selected by the Minnesota Vikings in the first round (seventh overall) of the 2007 NFL Draft. Signed a six-year extension with the Vikings on 9/10/11. Signed with the New Orleans Saints on 4/25/17 and was traded to the Cardinals for an undisclosed 2018 NFL Draft pick on 10/10/17.

2016: Played just three games (all starts) due to injury and totaled 72 yards on 37 carries and eight yards on three receptions ... inactive (knee, groin) at GB (12/24) and vs. Chi (1/1/17) ... activated from injured reserve on 12/17 and returned to action with 22 yards on six carries and a one-yard reception vs. Ind (12/18) ... had 12 carries for 19 yards before leaving with a torn meniscus vs. GB (9/18).

2015: Led the NFL in rushing (1,485 yards) for the third time in his career, earning first-team All-Pro, Pro Bowl and FedEx Ground Player of the Year honors ... tied for the NFL lead with 11 rushing TDs and ranked third with 1,707 scrimmage yards ... totaled a season-best 203 yards @ Oak (11/15), his sixth career 200-yard output, tying O.J. Simpson for the most in NFL history ... gained 100 rushing yards in a game seven times, marking the fourth highest single-season total in Vikings history.

2014: Appeared in one game, rushing for 75 yards on 21 carries and catching two passes for 18 yards @ StL (9/7) ... placed on the Commissioner's Exempt List on 9/17 and was suspended indefinitely on 11/18.

2013: Rushed for 1,266 yards and 10 TDs on 279 carries and posted 171 yards and one TD on 29 receptions in 14 games (all starts), earning second-team All-Pro and Pro Bowl accolades ... totaled 1,000+

rushing yards for the sixth time in his career and had 10+ rushing TDs for the seventh straight season ... matched his career high with three TDs (two rushing and one receiving) in the season-opener @ Det (9/8); scored on a 78-yard run on the first offensive play of the game against the Lions, setting an NFL record for the longest TD run on a player's first carry in a season since the 1970 merger ... notched a pair of rushing TDs (60 and seven yards) and 140 yards vs. Pit (9/29) in London ... carried the ball 25 times for 140 yards and one TD @ Dal (11/3) ... rushed for 146 yards and one TD @ GB (11/24) ... surpassed 10,000 career rushing yards with 211 yards (season high) on 35 carries (career high) vs. Chi (12/1).

2012: Returned from offseason knee surgery to rush for 2,097 yards (second most in NFL history) and 12 TDs on 348 carries (6.0 avg.), earning NFL MVP, Offensive Player of the Year and first-team All-Pro honors ... tied his own team record with 10 100-yard rushing performances, including two 200-yard outputs, on the season ... matched Earl Campbell's NFL record (set in 1980) with seven 150-yard rushing games and tied Barry Sanders' NFL record (set in 1997) with seven runs of 50+ yards ... established an NFL record for most rushing yards in a month with 861 in December ... broke the Vikings career rushing yardage record with 84 yards on 17 carries in the season-opener vs. Jax (9/9) ... had a career-long 82-yard TD run in a pair of games, @ GB (12/2) and @ StL (12/16).

2011: Totaled 970 yards and 12 TDs (third in the NFL) on 208 carries and 139 yards and one TD on 18 receptions in 12 games (all starts) ... scored his 53rd rushing TD on a one-yard plunge vs. TB (9/18), breaking the Vikings career rushing TDs record ... missed three games after

suffering an ankle injury vs. Oak (11/20) and suffered a season-ending knee injury vs. Was (12/24) ... tied a franchise record with a career-high three rushing TDs vs. Ari (10/9); named NFC Offensive Player of the Week and FedEx Ground Player of the Week for his performance against the Cardinals ... gained a season-best 175 rushing yards vs. GB (10/23).

2010: Played in 15 games (all starts) and carried the ball 283 times for 1,298 yards (sixth in franchise history) and 12 TDs (tied for fifth), earning his fourth trip to the Pro Bowl ... had five 100-yard rushing performances on the season ... posted 160 yards and two TDs, including an 80-yard scoring run, vs. Det (9/26) ... scored three rushing TDs for the fourth time in his career vs. Buf (12/5) ... had a streak of 350 offensive touches without a fumble (11/29/09-12/28/10), the 2nd-longest streak in Vikings history

2009: Ran for 1,383 yards (second in the NFC) and a career-high 18 TDs on 314 carries, earning first-team All-Pro and Pro Bowl recognition ... also had 436 yards on 43 catches, both career highs ... set a Vikings record and led all NFL position players with 18 rushing TDs ... paired with Sidney Rice to form the NFC's top rushing-receiving tandem with a combined 2,695 yards (1,383 rushing and 1,312 receiving) ... set a Vikings opening-day record with 180 yards rushing @ Cle (9/13) ... set a postseason franchise record with three rushing TDs @ NO (1/24/10), which also tied the team record for the most overall TDs in a playoff game.

2008: Led the NFL in rushing with a single-season franchise-record 1,760 yards (since broken), becoming the first Vikings RB to lead the league in rushing ... received the Maxwell Club's Bert Bell Player of the Year, first-team All-Pro, Pro Bowl and team MVP honors ... set team records with 10 100-yard rushing games and 363 carries ... ran for 192 yards and one TD on 30 carries vs. GB (11/9), earning NFC Offensive Player of the Week and FedEx Ground Player of the Week honors for his performance against the Packers ... also earned FedEx Ground Player of the Week honors for games vs. Hou (11/2) and @ Ari (12/14).

2007: Earned Associated Press Offensive Rookie of the Year, Diet Pepsi Rookie of the Year and Pro Bowl MVP during his record-breaking rookie campaign ... led the NFC and ranked second in the NFL with 1,341 rushing yards ... helped the Vikings total a franchise-record and

NFL-leading 2,634 rushing yards ... set an NFL single-game record with 296 rushing yards vs. SD (11/4), previously held by Jamal Lewis (295) ... posted the top-two single-game rushing performances in franchise history with 224 yards @ Chi (10/14) and 296 yards vs. SD (11/4).

COLLEGE:

Played in 31 games in three years (2004-06) where he was a three-time first-team All-Big 12 honoree, first-team All-American (2004) and Heisman Trophy runner-up (2004) ... became the first Sooner true freshman to earn first-team All-American honors and the first true freshman on the team since 1996 (Dre Bly) ... rushed for 1,925 yards in 2004, breaking the NCAA freshman rushing record (Ron Dayne - 2,109 in 1996) and the single-season school record (Billy Sims - 1,896 in 1978) ... third in school history (Billy Sims and Joe Washington) with 4,045 rushing yards and fourth with 41 rushing TDs ... broke the 100-yard mark 22 times in 31 career games.

PERSONAL:

Prepped at Palestine (TX) High School, where he was the consensus National Player of the Year as a senior in 2003 ... rushed for 2,960 yards and 32 TDs as a senior and 2,051 yards and 22 TDs as a junior ... named to Army All-America Game and given Hall Trophy as Army National Player of the Year ... also competed in basketball and track ... trains at his 35,000-square-foot gym, O Athletik, that he opened in Houston ... has taken mission trips to Africa with other NFL stars in recent offseasons, working with Starkey Hearing to provide hearing aids to disadvantaged children and adults ... works with youth through his All Day Foundation, with the motto "Giving Back Every Day, All Day" ... has hosted Special Olympics of Minnesota Punt, Pass and Kick events at the Vikings training facility ... mom, Bonita Jackson, was a track and field star and father, Nelson Peterson, was a collegiate basketball player at Idaho State ... his uncle, Ivory Lee Brown, played RB for the Phoenix Cardinals during the 1991-92 seasons ... sponsors the AD Elite team, an AAU girls basketball team in Texas ... majored in sociology ... wife, Ashley.

PETERSON CAREER STATS

Year	Team	GP/GS	Rushing					Receiving				
			Att	Yds	Avg	Lg	TD	No	Yds	Avg	Lg	TD
2007	Min	14/9	238	1,341	5.6	73t	12	19	268	14.1	60t	1
2008	Min	16/15	363	1,760	4.8	67t	10	21	125	6.0	16	0
2009	Min	16/15	314	1,383	4.4	64t	18	43	436	10.1	63	0
2010	Min	15/15	283	1,298	4.6	80t	12	36	341	9.5	34	1
2011	Min	12/12	208	970	4.7	54	12	18	139	7.7	22	1
2012	Min	16/16	348	2,097	6.0	82t	12	40	217	5.4	20	1
2013	Min	14/14	279	1,266	4.5	78t	10	29	171	5.9	22	1
2014	Min	1/1	21	75	3.6	17	0	2	18	9.0	9	0
2015	Min	16/16	327	1,485	4.5	80t	11	30	222	7.4	49	0
2016	Min	3/3	37	72	1.9	13	0	3	8	2.7	7	0
Total		123/116	2,418	11,747	4.9	82t	97	241	1,946	8.1	63	5

Single Game Highs:

Rushing Yards: 296, vs. San Diego, 11/4/07; **Rushing Attempts:** 35, vs. Chicago, 12/1/13; **Long Run:** 82t, two times, last @ St. Louis, 12/16/12; **Rushing TDs:** 3, five times, last vs. Arizona, 10/9/11; **Receptions:** 7, @ Washington, 10/14/12; **Receiving Yards:** 76, @ Carolina, 10/30/11; **Long Reception:** 63, @ Carolina, 12/20/09; **Receiving TDs:** 1, five times, last @ Detroit, 9/8/13.

PETERSON POSTSEASON STATS

Year	Team	GP/GS	Rushing					Receiving				
			Att	Yds	Avg	Lg	TD	No	Yds	Avg	Lg	TD
2008	Min	1/1	20	83	4.2	40t	2	0	0	0.0	0	0
2009	Min	2/2	51	185	3.6	27	3	3	33	11.0	19	0
2012	Min	1/1	22	99	4.5	18	0	1	8	8.0	8	0
2015	Min	1/1	23	45	2.0	13	0	2	13	6.5	8	0
Total		5/5	116	412	3.6	40t	5	6	54	9.0	19	0



MAX TUERK

COLLEGE: Southern California

HOW ACQUIRED: FA-17

YEARS NFL/CARDINALS: 2/1

HOMETOWN: Trabuco Canyon, CA

DOB: JANUARY 27, 1994

79 // CENTER // 6-5 // 298

PRO CAREER:

Originally selected by the San Diego Chargers in the third round (66th overall) of the 2016 NFL Draft. Released by the Chargers on 10/3/17 and signed to the team's practice squad on 10/26/17. Signed by the Cardinals from the Chargers practice squad on 11/6/17.

2016: 2016: Inactive for all 16 games as a rookie.

COLLEGE:

Started 38 games (18 at center, 14 at LG, five at LT and one at RT) in four years (2012-15) at USC ... three-time All-Pac-12 selection at center and was a two-time team captain ... preseason All-American candidate as a senior, but suffered a season-ending knee injury five games into the year ... a consensus first-team All-Pac-12 center and the Trojans offen-

sive lineman of year as junior in 2014 ... earned honorable mention All-America and all-conference honors as sophomore in 2013 ... received Freshman All-America and honorable mention All-Pac-12 accolades in 2012.

PERSONAL:

Last name pronounced "Turk" ... shares an alma mater with teammate Carson Palmer – Santa Margarita (Rancho Santa Margarita, CA) High School ... earned All-American, all-state, All-CIF Pac-5, Los Angeles Times Area Lineman of Year, Orange County Register first-team and Trinity League Co-Lineman of Year honors as a senior in 2011 ... helped lead the Eagles to a 2011 state title ... named all-state, All-CIF Pac-5 all-area, All-Orange County and Trinity League Co-Lineman of Year as junior in 2010 ... Policy, Planning and Development major.



EARL WATFORD

COLLEGE: James Madison

HOW ACQUIRED: FA-17

YEARS NFL/CARDINALS: 5/5

HOMETOWN: Philadelphia, PA

DOB: JUNE 24, 1990

71 // TACKLE/GUARD // 6-3 // 300

PRO CAREER:

Originally selected by the Cardinals in the fourth round (116th overall) of the 2013 NFL Draft. Signed a two-year contract with Jacksonville on 3/11/17 but was released on 9/8/17. Re-signed with the Cardinals on 10/2/17.

2016: Played 15 games with a career-high 10 starts at RG (seven) and RT (three) ... helped Cardinals total 418 points (fourth-most in franchise history) and finish as the NFL's #9 ranked offense ... made his first career start at RG and helped lead RB David Johnson to 83 rushing yards and two rushing TDs ... started at RG for an offense that ran for 171 yards and three TDs on 35 carries while not allowing a sack vs. NYJ (10/17) ... started at RG and helped Arizona rush for 132 yards on 37 attempts vs. Sea (10/23) ... started at RG for an offense that rushed for 135 yards and a TD on 28 carries @ Min (11/20) ... started at RT for an offense that totaled 116 rushing yards and three rushing TDs on 15 carries while allowing just one sack vs. NO (12/18) ... started at RT and helped Johnson gain 95 yards and score three TDs on the ground @ Sea (12/24).

2015: Played in eight games and started first two games of the season at RT ... made first career start vs. NO (9/13); helped block as Cardinals had 307 passing yards, 120 rushing yards, no sacks and no INTs, marking just the fourth time in team history the Cardinals posted 300+ passing yards and 120+ rushing yards while not allowing a sack or throwing an INT ... helped the Cardinals rush for 115 yards and a TD on 28 carries and not allow a sack for the second straight game @ Chi (9/20); marked the first time since 2007 and just the fourth time since sacks became an official stat in 1982 that the team has posted consecutive games without allowing a sack ... played tackle for the final three snaps of the game vs. SF (9/27) ... played guard for 10 snaps in the fourth quarter @ Det (10/11) ... replaced the injured Mike Iupati at guard in the second quarter @ Sea (11/15); helped Cardinals rush for 117 yards and a TD on 33 carries... played eight snaps at guard when Mike Iupati missed time in the first quarter with a stinger vs. Cin (11/22) ... placed on injured reserve (hand) on 12/8.

2014: Played in 10 games and one playoff game in his second NFL season, seeing action primarily on special teams ... made NFL debut @ NYG (9/14) ... recovered a Cardinals muffed punt in the third quarter @ Den (10/5) ... played two snaps at guard on offense @ StL (12/11), his first career snaps on offense ... saw action on seven plays on offense vs. Sea (12/21) ... played on special teams in Wild Card game @ Car (1/3/15).

2013: Active for three games during the season, but did not see action ... active but DNP vs. Car (10/6), @ SF (10/13) and vs. SF (12/29) ... inactive the other 13 games.

COLLEGE:

Appeared in 43 games (37 starts) including starts in each of his final 35 appearances ... a two-time first-team All-Colonial Athletic Association selection, he earned first-team

All-American honors as a senior while serving as a team captain ... the top-rated offensive lineman for the Dukes as a senior in 2012 started all 11 games while also serving as a team captain ... earned All-America honors from The NFL Draft Report, Walter Camp Foundation, American Football Coaches Association, Associated Press and The Sports Network and was a first-team All-CAA selection for the second consecutive season ... earned All-American accolades from The NFL Draft Report and The Sports Network and was named first-team All-CAA and Roanoke Times Division I and All-Virginia second-team after starting all 13 games at LG as a junior in 2011 ... helped lead the Dukes to the second round of the NCAA Division I Football Championship ... as a sophomore in 2010, took over LG duties and started all 11 games ... played in eight games as a redshirt freshman in 2009, getting starts against Hofstra at LG and vs. Richmond at LT ... redshirted in 2008.

PERSONAL:

Attended Simon Gratz (Philadelphia, PA) High School where he was a first-team All-City selection and was named to the second-team All-Decade Public team on the defensive line by the Philadelphia News ... majored in Communications Sciences and Disorders.

WATFORD CAREER STATS

Year	Team	GP/GS
2013	Ariz	0/0
2014	Ariz	10/0
2015	Ariz	8/2
2016	Ariz	15/10
Total		33/12



TRAMON WILLIAMS

COLLEGE: Louisiana Tech

HOW ACQUIRED: FA-17

YEARS NFL/CARDINALS: 11/1

HOMETOWN: Houma, LA

DOB: March 16, 1983

25 // CORNERBACK // 6-0 // 192



PRO BOWL SELECTION: 2010

NOTE CARDS

- After entering the league as a rookie free agent in 2006, enters his 11th NFL season in 2017 tied for fifth among active NFL players with 30 career INTs.
- Has at least one INT in each of his 10 NFL seasons, tying DeAngelo Hall for the second most such seasons among active NFL players (Terence Newman-14).
- Has three career TDs, including INT returns of 43 yards (2011) and 70 yards (2010 postseason) and a 94-yard punt return (2007).
- Played in 154 games (121 starts), totaling 30 INTs, 561 tackles (452 solo), 153 passes defended, 4.5 sacks, nine fumble recoveries and five forced fumbles. Played the past two seasons with Cleveland (2015-16) after playing eight seasons with Green Bay (2007-14).
- Totaled 55 tackles and four INTs in 13 postseason games (11 starts), helping the Packers win Super Bowl XLV following his Pro Bowl campaign in 2010.

PRO CAREER:

Originally entered the league with the Texans as an undrafted rookie free agent in 2006 and spent his rookie season on the Packers practice squad. Signed to Green Bay's active roster on 1/2/07 and re-signed one-year contracts with the team on 5/28/09 and 6/16/10. Signed a four-year extension with the Packers on 11/30/10. Signed with the Browns on 3/16/15 and was released by the team on 2/7/17. Signed a one-year deal with the Cardinals on 7/30/17.

2016: Played in 12 games (seven starts) and totaled 36 tackles (28 solo), an INT, a fumble recovery and five passes defended ... tallied seven tackles (five solo) and recovered a fumble vs. Bal (9/18) ... inactive with a shoulder injury Weeks 4-5 ... posted four tackles and secured an INT @ Ten (10/16) ... started and notched five tackles (four solo) and one pass defended @ Bal (11/10) ... inactive with a knee injury Weeks 11-12 ... started at SS and collected three tackles (two solo), including one for loss, and two passes defended vs. SD (12/24).

2015: Started all 15 games in which he played, recording 69 tackles (55 solo), an INT and a team-high 10 passes defended ... collected a season-high nine tackles (six solo) and one pass defended vs. Ari (11/1) ... tallied four tackles (three solo) and secured an INT, his first as a Brown, vs. Bal (11/30) ... posted three tackles (all solo), including one for loss, @ KC (12/27) ... inactive with a concussion in Week 17.

2014: Started all 16 games for the fourth time in his career and third-consecutive season, compiling 70 tackles (60 solo), three INTs, 13 passes defended and one fumble recovery ... tallied five tackles (four solo), an INT and two passes defended

vs. NYJ (9/14) ... collected four tackles (all solo) and secured an INT vs. Phi (11/16) ... recorded two tackles (both solo) and an INT @ Buf (12/14) ... started both postseason contests and notched six tackles (four solo) and one pass defended.

2013: Started all 16 games and established career highs with 91 tackles (68 solo) and 2.5 sacks ... added three INTs, 14 passes defended, two fumble recoveries and two forced fumbles ... collected six tackles (three solo), including one sack, and two QB hurries @ Cin (9/22) ... tallied five tackles (four solo) and one sack vs. Cle (10/20) ... totaled seven tackles (six solo), a half sack, one forced fumble and a fumble recovery vs. Phi (11/10) ... notched eight tackles (all solo), including one for loss, and secured an INT @ NYG (11/17) ... recorded a season-high nine tackles (eight solo), an INT and two passes defended @ Dal (12/15) ... started Green Bay's NFC Wild Card matchup, notching two tackles (both solo), three passes defended and an INT vs. SF (1/5/14).

2012: Started all 16 games and registered 61 tackles (51 solo), two INTs and a career-high-tying 24 passes defended ... name the Packer Ed Block Courage Award winner ... matched a single-game career high with two INTs, adding four tackles (all solo), vs. Chicago (9/13) ... collected a season-high eight tackles (five solo) and three passes defended vs. NO (9/30) ... established a career high with five passes defended, adding seven tackles (all solo), @ Ind (10/7) ... started both playoff contests and totaled four passes defended and 16 tackles (13 solo), including a postseason career-high eight tackles in the Divisional round @ SF (1/12/13).

2011: Started all 15 games in which he played and totaled 65 tackles (51 solo), four INTs (one returned for a TD), a

team-high 24 passes defended and one fumble recovery ... tallied four tackles (three solo), including one for loss, one fumble recovery and one pass defended vs. NO (9/8) ... inactive with a shoulder injury in Week 2, ending a streak on 72-consecutive games played (including playoffs) ... returned an INT 43 yards for a TD, adding two tackles (one solo) and two passes defended, @ SD (11/6) ... totaled a season-high nine tackles (all solo) and a career-high two INTs, capping a three-game streak with a pick, vs. TB (11/20) ... started and collected six tackles (four solo) in the Divisional round matchup vs. NYG (1/15/12).

2010: Started all 16 games for the first time in his career, earning a Pro Bowl bid and Pro Football Weekly All-NFC honors ... led the team with six INTs (career high) and 23 passes defended, adding 64 tackles (55 solo), one sack, three fumble recoveries, one forced fumble and five special teams tackles ... returned 41 punts for 326 yards (8.0-yard average) ... became the third player since the merger – CB Deion Sanders (9/21/98) and CB Darrent Williams (9/13/05) – to record an INT return of 60-plus yards and a punt return of 50-plus yards in the same game vs. Was (10/10) ... started all four postseason contests, including the Super Bowl XLV victory over Pittsburgh, and totaled 13 tackles (seven solo), a franchise-record three INTs (one returned for a TD) and eight passes defended ... became the first NFL player since the Giants CB R.W. McQuarters (2007) to post three INTs in a postseason ... secured an INT in the end zone with 33 seconds remaining to clinch the NFC Wild Card matchup @ Phi (1/9/11) ... snagged INTs on back-to-back possessions – one in the end zone and one returned 70 yards for a TD (second longest INT return in Packers postseason history) – in the Divisional round @ Atl (1/15/11) ... tallied a team-high three passes defended, including a game-sealer on fourth down during the Steelers final drive, in Super Bowl XLV vs. Pit (2/6/11).

2009: Competed in all 16 games (10 starts) and registered 42 tackles (29 solo), one sack, four INTs, a team-high 22 passes defended and a career-high 11 special teams tackles ... averaged 10.4 yards on 13 punt returns and gained 26 yards on two kick returns ... posted a career-long 67-yard INT return to the Bears' one-yard line, setting up a Packers TD run on the next play, vs. Chi (9/13) ... started and totaled a season-high six tackles (five solo) and two passes defended vs. Min (11/1) ... tallied three tackles (one solo), an INT and four passes defended vs. Bal (12/7) ... collected four tackles (all solo), including his first-career sack, and one pass defended @ Chi (12/13) ... started the NFC Wild Card matchup and notched six tackles (five solo) @ Ari (1/10/10)

2008: Saw action in all 16 games (nine starts) and posted 52 tackles (45 solo), five INTs (tied for third in the NFC), 14 passes defended, one fumble recovery, two forced fumbles and five special teams tackles ... joined CB Charles Woodson and S Nick Collins to form the first Packers trio to secure five-or-more INTs in a season since 1996 ... snagged an INT in three-straight games – @ TB (9/28), vs. Atl

(10/5) and @ Sea (10/12) ... established a career high with 10 tackles (seven solo) against the Falcons ... started and collected six tackles (four solo), an INT and three passes defended vs. Hou (12/7).

2007: Appeared in all 16 games (one start), led the team with 30 kickoff returns for 684 yards (22.8-yard average) and returned six punts for 118 yards (19.7-yards average), including a 94-yard career-long for a TD ... compiled 11 tackles (10 solo), an INT, four passes defended and seven special teams tackles ... named NFC Special Teams Players of the Week after scoring his first-career TD on a 94-yard punt return, which was fielded on a bounce, vs. Car (11/18) ... pulled down first-career INT on a tipped pass vs. Det (12/30) ... played both postseason contests and tallied six tackles (all solo), two passes defended and one special teams tackle ... also fielded six kick returns for 160 yards (26.7-yard average).

2006: Spent training camp with the Texans and the final five weeks of the season on Green Bay's practice squad.

COLLEGE:

Three-year letterman at Louisiana Tech, where he enrolled to pursue an electrical engineering degree and was motivated to try out for the football team as a walk-on after attending a game during his first semester on campus ... totaled 91 tackles, seven INTs, 32 passes defended and one forced fumble ... led the nation with 19 passes defended as a senior.

PERSONAL:

Prepped at Assumption (Napoleonville, LA) High School, where he and former NFL RB Brandon Jacobs helped the Mustangs clinch four-consecutive division titles ... finished second in long jump, second in triple jump and third in high jump at the state track and field meet ... participated in the Browns' Military Appreciation Day and visited Cleveland hospitals ... held part-time jobs stocking supermarket shelves, working construction, working on his uncle's farm, shoveling coal and cleaning coal machinery and tractors ... first name pronounced "truh-MON" ... has two children – a boy, Tramon Jr., and a girl, Trinity – with his wife, Shantell ... earned degrees in Sociology and Computer Information Systems.

WILLIAMS CAREER STATS

Year	Team	GP/GS	Tackles			Sacks		Interceptions					FR	FF	STT
			Solo	Asst.	Ttl	Sk	Yds	Int	Yds	Lg	TD	PD			
2007	GB	16/1	10	1	11	0.0	0	1	22	22	0	4	0	0	7
2008	GB	16/9	45	7	52	0.0	0	5	78	39	0	14	1	2	5
2009	GB	16/10	29	13	42	1.0	8	4	94	67	0	22	0	0	11
2010	GB	16/16	55	9	64	1.0	5	6	87	64	0	23	3	1	5
2011	GB	15/15	51	14	65	0.0	0	4	92	43t	1	24	1	0	0
2012	GB	16/16	51	10	61	0.0	0	2	38	38	0	24	0	0	0
2013	GB	16/16	68	23	91	2.5	16.5	3	10	10	0	14	2	2	0
2014	GB	16/16	60	10	70	0.0	0	3	2	2	0	13	1	0	0
2015	Cle	15/15	55	14	69	0.0	0	1	2	2	0	10	0	0	0
2016	Cle	12/7	28	8	36	0.0	0	1	0	0	0	5	1	0	0
Total		154/121	452	109	561	4.5	29.5	30	425	67	1	153	9	5	28

Single Game Highs:

Total Tackles: 10, vs. Atlanta, 10/5/08; **Solo Tackles:** 9, twice, last @ Dallas, 12/15/13; **Sacks:** 1, four times, last vs. Cleveland, 10/20/13; **Interceptions:** 2, twice, last vs. Chicago, 9/13/12; **Fumble Recoveries:** 1, seven times, @ New Orleans, 10/26/14; **Forced Fumbles:** 1, five times, last @ Chicago, 12/29/13; **Passes Defensed:** 5, @ Indianapolis, 10/7/12; **Defensive TDs:** 2, 43-yard INT return, @ San Diego, 11/6/11; 70-yard INT return, @ Atlanta, 1/15/11.

Year	Team	Att	Punt Returns				Kickoff Returns					
			Yds	Avg	Lg	FC	TD	Att	Yds	Avg	Lg	TD
2007	GB	6	118	19.7	94t	0	1	30	684	22.8	65	0
2009	GB	13	135	10.4	45	5	0	2	26	13.0	24	0
2010	GB	41	326	8.0	52	19	0	0	0	0.0	0	0
2015	Cle	1	1	1.0	1	0	0	0	0	0.0	0	0
2016	Cle	1	0	0.0	0	4	0	0	0	0.0	0	0
Total		62	580	9.4	94t	28	1	32	710	22.2	65	0

Single Game Highs:

Punt Returns: 5, three times, last vs. Chicago, 1/2/11; **Punt Return Yards:** 94, vs. Carolina, 11/18/07; **Punt Return Long:** 94t, vs. Carolina, 11/18/07; **Punt Return TDs:** 1, vs. Carolina, 11/18/07; **Kick Returns:** 6, vs. Chicago, 10/7/07; **Kick Return Yards:** 173, vs. Chicago, 10/7/07; **Kick Return Long:** 65, vs. Chicago, 10/7/07.

WILLIAMS POSTSEASON STATS

Year	Team	GP/GS	Tackles			Sacks		Interceptions					FR	FF	STT
			Solo	Asst.	Ttl	Sk	Yds	Int	Yds	Lg	TD	PD			
2007	GB	2/0	6	0	6	0.0	0	0	0	0	0	2	1	0	1
2009	GB	1/1	5	1	6	0.0	0	0	0	0	0	0	0	0	1
2010	GB	4/4	7	6	13	0.0	0	3	79	70t	1	8	2	0	0
2011	GB	1/1	4	2	6	0.0	0	0	0	0	0	0	0	0	0
2012	GB	2/2	13	3	16	0.0	0	0	0	0	0	4	0	0	0
2013	GB	1/1	2	0	2	0.0	0	1	17	17	0	3	0	0	0
2014	GB	2/2	4	2	6	0.0	0	0	0	0	0	1	0	0	0
Total		13/11	41	14	55	0.0	0	4	96	70t	1	18	3	0	2

Postseason Single Game Highs:

Total Tackles: 8, @ San Francisco, 1/12/13; **Solo Tackles:** 8, @ San Francisco, 1/12/13; **Interceptions:** 2, 1/15/11, @ Atlanta; **Force Fumbles:** 1, three times, last vs. Pittsburgh, 2/6/11; **Passes Defensed:** 3, twice, last vs. San Francisco, 1/5/14.

Year	Team	Att	Punt Returns				Kickoff Returns					
			Yds	Avg	Lg	FC	TD	Att	Yds	Avg	Lg	TD
2007	GB	3	3	1.0	2	1	0	6	160	26.7	49	0
2009	GB	0	0	0.0	0	0	0	1	29	29.0	29	0
2010	GB	6	31	5.2	11	2	0	0	0	0.0	0	0
Total		9	34	3.8	11	3	0	7	189	27.0	49	0

Postseason Single Game Highs:

Punt Returns: 3, @ Chicago, 1/23/11; **Punt Return Yards:** 11, @ Philadelphia, 1/9/11; **Punt Return Long:** 11, @ Chicago, 1/23/11; **Kick Return:** 5, vs. Seattle, 1/12/08; **Kick Return Yards:** 111, vs. Seattle, 1/12/08; **Kick Return Long:** 49, vs. New York Giants, 1/20/08.

2017 NFL STANDINGS AND SCHEDULE

	W	L	T	Div	Conf	Wk 1	Wk 2	Wk 3	Wk 4	Wk 5	Wk 6	Wk 7	Wk 8	Wk 9	Wk 10	Wk 11	Wk 12	Wk 13	Wk 14	Wk 15	Wk 16	Wk 17	
NFC EAST																							
Philadelphia	10	2	0	4-0	8-1	<u>at Was</u>	at KC	<u>NYG</u>	<u>at LAC</u>	<u>AZ</u>	<u>at Car</u>	<u>Was</u>	<u>SF</u>	<u>Den</u>	(BYE)	<u>at Dal</u>	<u>Chi</u>	at Sea	at LAR	at NYG	OAK	DAL	
Dallas	6	6	0	3-1	5-4	<u>NYG</u>	at Den	<u>at AZ</u>	LAR	GB	(BYE)	<u>at SF</u>	<u>at Was</u>	<u>KC</u>	at Atl	PHI	LAC	<u>Was</u>	at NYG	at Oak	SEA	at Phi	
Washington	5	7	0	1-4	4-6	PHI	<u>at LAR</u>	<u>OAK</u>	at KC	(BYE)	<u>SF</u>	at Phi	Dal	<u>at Sea</u>	MIN	at NO	<u>NYG</u>	at Dal	at LAC	AZ	DEN	at NYG	
NY Giants	2	10	0	0-3	0-8	at Dal	DET	at Phi	at TB	LAC	<u>at Den</u>	SEA	(BYE)	LAR	at SF	<u>KC</u>	at Was	at Oak	DAL	PHI	at AZ	WAS	
NFC NORTH																							
Minnesota	10	2	0	3-1	8-1	<u>NO</u>	at Pit	<u>TB</u>	DET	<u>at Chi</u>	<u>GB</u>	<u>BAL</u>	<u>at Cle</u>	(BYE)	<u>at Was</u>	<u>LAR</u>	<u>at Det</u>	<u>at Atl</u>	at Car	CIN	at GB	CHI	
Detroit	6	6	0	3-1	5-4	<u>AZ</u>	at NYG	ATL	<u>at Min</u>	CAR	at NO	(BYE)	PIT	<u>at GB</u>	<u>CLE</u>	<u>at Chi</u>	MIN	at Bal	at TB	CHI	at Cin	GB	
Green Bay	6	6	0	2-2	5-4	<u>SEA</u>	at Atl	<u>CIN</u>	<u>CHI</u>	<u>at Dal</u>	at Min	NO	(BYE)	DET	<u>at Chi</u>	BAL	at Pit	<u>TB</u>	at Cle	at Car	MIN	at Det	
Chicago	3	9	0	0-4	1-9	ATL	at TB	<u>PIT</u>	at GB	MIN	<u>at Bal</u>	<u>CAR</u>	at NO	(BYE)	GB	DET	at Phi	SF	at Cin	at Det	CLE	at Min	
NFC SOUTH																							
New Orleans	9	3	0	3-0	7-2	NE	at Min	<u>at Car</u>	<u>at Mia</u>	(BYE)	<u>DET</u>	<u>at GB</u>	<u>CHI</u>	<u>TB</u>	<u>at Buf</u>	<u>Was</u>	<u>at Lar</u>	<u>Car</u>	at Atl	NYJ	at GB	ATL	
Carolina	8	4	0	2-2	4-4	<u>at SF</u>	<u>Buf</u>	NO	<u>at NE</u>	<u>at Det</u>	PHI	at Chi	<u>at TB</u>	<u>Atl</u>	<u>MIA</u>	(BYE)	<u>at NYJ</u>	at NO	MIN	GB	TB	at Atl	
Atlanta	7	5	0	1-1	6-2	<u>at Chi</u>	<u>GB</u>	<u>at Det</u>	BUF	(BYE)	MIA	at NE	<u>at NYJ</u>	at Car	DAL	<u>at Sea</u>	<u>TB</u>	MIN	NO	at TB	at NO	CAR	
Tampa Bay	4	8	0	0-3	2-6	*(BYE)	<u>CHI</u>	at Min	<u>NYG</u>	NE	at AZ	at Buf	CAR	at NO	<u>NYJ</u>	<u>at Mia</u>	at Atl	at GB	DET	ATL	at Car	NO	
AFC WEST																							
LA Rams	9	3	0	3-1	6-3	<u>IND</u>	WAS	<u>at SF</u>	<u>at Dal</u>	SEA	<u>at Jac</u>	<u>AZ</u>	(BYE)	<u>at NYG</u>	<u>HOU</u>	at Min	<u>NO</u>	<u>at AZ</u>	PHI	at Sea	at Ten	SF	
Seattle	8	4	0	4-0	6-3	at GB	<u>SF</u>	at Ten	<u>IND</u>	<u>at LAR</u>	(BYE)	<u>at NYG</u>	<u>HOU</u>	WAS	<u>at AZ</u>	ATL	<u>at SF</u>	<u>PHI</u>	at Jac	LAR	at Dal	AZ	
Arizona	5	7	0	2-3	3-6	at Det	<u>at Ind</u>	DAL	<u>SF</u>	at Phi	<u>TB</u>	at LAR	(BYE)	<u>at SF</u>	SEA	at Hou	<u>JAC</u>	LAR	TEN	at Was	NYG	at Sea	
San Francisco	2	10	0	0-5	2-9	CAR	at Sea	LAR	at AZ	at Ind	at Was	DAL	at Phi	AZ	<u>NYG</u>	(BYE)	SEA	at Chi	at Hou	TEN	JAC	at LAR	
AFC EAST																							
New England	10	2	0	3-0	7-1	KC	<u>at NO</u>	<u>HOU</u>	CAR	<u>at TB</u>	<u>at NYJ</u>	<u>Atl</u>	<u>LAC</u>	(BYE)	<u>at Den</u>	<u>at Oak</u>	<u>MIA</u>	<u>at Buf</u>	at Mia	IND	at Pit	BUF	
Buffalo	6	6	0	1-2	4-4	<u>NYJ</u>	at Car	<u>DEN</u>	<u>at Atl</u>	at Cin	(BYE)	<u>TB</u>	<u>OAK</u>	at NYJ	NO	at LAC	<u>at KC</u>	NE	IND	MIA	at NE	Mia	
NY Jets	5	7	0	2-3	5-4	at Buf	at Oak	<u>MIA</u>	<u>JAC</u>	<u>at Cle</u>	NE	at Mia	ATL	<u>Buf</u>	at TB	(BYE)	<u>CAR</u>	<u>KC</u>	at Den	at NO	LAC	at NE	
Miami	5	7	0	1-2	4-4	*(BYE)	<u>at LAC</u>	at NYJ	NO	<u>TEN</u>	<u>at Atl</u>	<u>NYJ</u>	at Bal	OAK	at Car	TB	at NE	DEN	NE	at Buf	at KC	BUF	
AFC NORTH																							
Pittsburgh	10	2	0	4-0	7-1	<u>at Cle</u>	<u>MIN</u>	at Chi	<u>at Bal</u>	JAC	<u>at KC</u>	<u>CIN</u>	<u>at Det</u>	(BYE)	<u>at Ind</u>	<u>TEN</u>	<u>GB</u>	<u>at Cin</u>	BAL	NE	at Hou	CLE	
Baltimore	7	5	0	2-1	5-3	<u>at Cin</u>	<u>CLE</u>	at Jac	PIT	<u>at Oak</u>	CHI	<u>at Min</u>	<u>MIA</u>	at Ten	(BYE)	<u>at GB</u>	<u>HOU</u>	<u>DET</u>	at Pit	at Cle	IND	CIN	
Cincinnati	5	7	0	2-2	5-6	BAL	HOU	at GB	<u>at Cle</u>	<u>Buf</u>	(BYE)	at Pit	<u>IND</u>	at Jac	at Ten	<u>at Den</u>	<u>CLE</u>	PIT	CHI	at Min	DET	at Bal	
Cleveland	0	12	0	0-4	0-10	PIT	at Bal	at Ind	CIN	NYJ	at Hou	TEN	MIN	(BYE)	at Det	JAC	at Cin	at LAC	at Buf	GB	BAL	at Pit	
AFC SOUTH																							
Tennessee	8	4	0	4-1	7-4	OAK	<u>at Jac</u>	<u>SEA</u>	at Hou	at Mia	<u>IND</u>	<u>at Cle</u>	(BYE)	<u>BAL</u>	<u>CIN</u>	<u>at Pit</u>	<u>at Ind</u>	<u>HOU</u>	at AZ	SEA	at SF	JAC	
Jacksonville	8	4	0	3-1	8-2	<u>at Hou</u>	TEN	<u>BAL</u>	at NYJ	LAR	LAR	<u>at Ind</u>	(BYE)	<u>CIN</u>	<u>LAC</u>	<u>at Cle</u>	at Bal	<u>IND</u>	at Ten	SF	at Hou	at Ten	
Houston	4	8	0	1-3	3-6	JAC	<u>at Cin</u>	at NE	TEN	KC	<u>CLE</u>	(BYE)	at Sea	IND	at LAR	<u>AZ</u>	at Bal	at Ten	at Jac	at Ten	PIT	at Ind	
Indianapolis	3	9	0	1-4	2-6	at LAR	AZ	<u>CLE</u>	at Sea	<u>SF</u>	at Ten	JAC	at Cin	<u>HOU</u>	PIT	(BYE)	TEN	at Jac	at Buf	DEN	at Bal	HOU	
AFC WEST																							
Kansas City	6	6	0	2-1	4-4	<u>at NE</u>	<u>PHI</u>	<u>at LAC</u>	<u>Was</u>	at Hou	PIT	at Oak	DEN	at Dal	(BYE)	at NYG	<u>at Buf</u>	<u>at NYJ</u>	OAK	WAS	at NYJ	MIA	
LA Chargers	6	6	0	2-2	4-5	at Den	MIA	KC	PHI	<u>at NYG</u>	<u>at Oak</u>	DEN	at NE	(BYE)	at Jac	<u>Buf</u>	<u>at Dal</u>	CLE	WAS	at KC	at NYJ	OAK	
Oakland	6	6	0	2-2	5-5	<u>at Ten</u>	<u>NYJ</u>	at Was	at Den	BAL	LAC	<u>KC</u>	at Buf	<u>at Mia</u>	(BYE)	NE	DEN	<u>NYG</u>	at KC	DAL	at Phi	LAC	
Denver	3	9	0	2-3	2-7	<u>LAC</u>	DAL	at Buf	<u>OAK</u>	(BYE)	NYG	at LAC	at KC	at Phi	NE	CIN	at Oak	at Mia	NYJ	at Ind	at Was	KC	

Bolded and Underlined Opponent - win * played in Week 11