



# MIAMI DOLPHINS WEEKLY RELEASE

---

WEEK 13

DENVER BRONCOS (3-8) AT MIAMI DOLPHINS (4-7)

SUNDAY, DEC. 3, 2017 | 1 PM ET | HARD ROCK STADIUM | MIAMI GARDENS, FLA.





## 2017 MIAMI DOLPHINS SCHEDULE

### IMPORTANT DATES

#### JANUARY 15, 2018

Deadline for underclassmen to declare for the NFL draft

#### JANUARY 28, 2018

Pro Bowl  
Orlando, Fla.

#### FEBRUARY 4, 2018

Super Bowl LII  
Minneapolis, Minn.

#### MARCH 14, 2018

2018 League Year Begins

#### APRIL 26-28, 2018

2018 NFL Draft  
Arlington, Texas

### PRESEASON

DATE	OPPONENT	STADIUM	TIME/ RESULT	NETWORK	RADIO	PRESENTING SPONSOR	GIVEAWAY
Thurs., Aug. 10	Atlanta Falcons	Hard Rock Stadium	W, 23-20	WFOR CBS4	560 WQAM KISS 99.9		
Thurs., Aug. 17	Baltimore Ravens	Hard Rock Stadium	L, 7-31	WFOR CBS4	560 WQAM KISS 99.9		
Thurs., Aug. 24	at Philadelphia Eagles	Lincoln Financial Field	L, 31-38	WFOR CBS4	560 WQAM KISS 99.9		
Thurs., Aug. 31	at Minnesota Vikings	U.S. Bank Stadium	W, 30-9	WFOR CBS4	560 WQAM KISS 99.9		

### REGULAR SEASON

DATE	OPPONENT	STADIUM	TIME/ RESULT	NETWORK	RADIO	PRESENTING SPONSOR	GIVEAWAY
BYE WEEK							
Sun., Sept. 17	at Los Angeles Chargers	StubHub Center	W, 19-17	CBS	560 WQAM KISS 99.9		
Sun., Sept. 24	at New York Jets	MetLife Stadium	L, 6-20	CBS	560 WQAM KISS 99.9		
Sun., Oct. 1	New Orleans Saints	Wembley Stadium (London)	L, 0-20	FOX	560 WQAM KISS 99.9		
Sun., Oct. 8	Tennessee Titans	Hard Rock Stadium	W, 16-10	CBS	560 WQAM KISS 99.9		Co-Branded Cancer Awareness Wristbands
Sun., Oct. 15	at Atlanta Falcons	Mercedes-Benz Stadium	W, 20-17	CBS	560 WQAM KISS 99.9		
Sun., Oct. 22	New York Jets	Hard Rock Stadium	W, 31-28	FOX	560 WQAM KISS 99.9		
Thurs., Oct. 26	at Baltimore Ravens	M&T Bank Stadium	L, 0-40	CBS/NFLN/ Amazon	560 WQAM KISS 99.9		
Sun., Nov. 5	Oakland Raiders	Hard Rock Stadium	L, 24-27	NBC	560 WQAM KISS 99.9		
Mon., Nov. 13	at Carolina Panthers	Bank of America Stadium	L, 21-45	ESPN	560 WQAM KISS 99.9		
Sun., Nov. 19	Tampa Bay Buccaneers	Hard Rock Stadium	L, 20-30	FOX	560 WQAM KISS 99.9		Co-Branded Sunglasses & Sunglass Pouch
Sun., Nov. 26	at New England Patriots	Gillette Stadium	L, 17-35	CBS	560 WQAM KISS 99.9		
Sun., Dec. 3	Denver Broncos	Hard Rock Stadium	1 p.m.	FOX	560 WQAM KISS 99.9		Co-Branded "Go Fins" Rollabanna
Mon., Dec. 11	New England Patriots	Hard Rock Stadium	8:30 p.m.	ESPN	560 WQAM KISS 99.9	Hard Rock Hotel	
Sun., Dec. 17	at Buffalo Bills	New Era Field	1 p.m.*	CBS	560 WQAM KISS 99.9		
Sun., Dec. 24	at Kansas City Chiefs	Arrowhead Stadium	1 p.m.*	CBS	560 WQAM KISS 99.9		
Sun., Dec. 31	Buffalo Bills	Hard Rock Stadium	1 p.m.	CBS	560 WQAM KISS 99.9		

\* Game subject to flex scheduling  
All times EASTERN



All Dolphins games can be heard on 560 WQAM and Kiss 99.9, the flagship stations of the Miami Dolphins Radio Network, Dolphins.com and throughout South and Central Florida on stations that make up The Miami Dolphins Radio Network. In addition to the game broadcasts, the stations will feature expanded pre-, halftime and postgame shows. Dolphins fans who tune into Miami's Sportsradio 560 WQAM will have the opportunity to listen to live broadcasts of Head Coach Adam Gase's day-after game press conferences and "Dolphins Friday," a day of Dolphins' centric-content on the station featuring interviews with players, coaches, and team executives. Fans can also listen to the Dolphins in Spanish on Univision Deportes Radio WQBA 1140 AM.

### 2017 AFC EAST STANDINGS

TEAM	W	L	PCT	PF	PA
Patriots	9	2	.818	325	220
Bills	6	5	.545	224	260
Dolphins	4	7	.364	174	289
Jets	4	7	.364	228	257



---

## WEEK 13: DENVER BRONCOS TABLE OF CONTENTS

MEDIA INFORMATION	2-3
DOLPHINS EN ESPAÑOL	4
TEAM NOTES	5
OFFENSE NOTES	6-7
DEFENSE NOTES	8-9
SPECIAL TEAMS NOTES	10
DOLPHINS PRO BOWL CANDIDATES	11
WHAT TO LOOK FOR	12-13
THE DOLPHINS VS. THE BRONCOS	14-16
THE LAST MEETING VS. THE BRONCOS	17
2017 DRAFT CLASS	18
HARD ROCK STADIUM MODERNIZATION	19-22
MIAMI DOLPHINS IN THE COMMUNITY	23-26
DOLPHINS RADIO	27
HALL OF FAME DE/LB JASON TAYLOR	28
DEPTH CHART	29
PROJECTED CONTRIBUTORS	30-31
TRANSACTIONS	32-33
NUMERICAL ROSTER	34
ALPHABETICAL ROSTER	35
POSITIONAL ROSTER/PRONUNCIATIONS	36
HOW THEY WERE ACQUIRED	37
2017 GAME RECAPS	38-48
SUPPLEMENTAL STATISTICS	49-63
THE LAST TIME IT HAPPENED	64-69
LAST WEEK'S GAME BOOK	70-85
2017 NFL STANDINGS	86

### MIAMI DOLPHINS MEDIA WEBSITE

[media.miamidolphins.com](http://media.miamidolphins.com)

The Miami Dolphins media website features everything a media member needs to cover the team. Visitors can find transcripts, press releases, weekly releases, credentials, notes, gamebooks, flip cards an archive of old media guides and gamebooks and more by visiting [media.miamidolphins.com](http://media.miamidolphins.com).



## WEEKLY MEDIA SCHEDULE: WEEK 13 VS. DENVER

28 TUE	29 WED	30 THU	1 FRI	2 SAT	3 SUN	4 MON
No media availability	<p><u>Head Coach Adam Gase</u> 11:55 a.m. (media work room)</p> <p><u>Practice*</u> 1:15 - 3 p.m.</p> <p><u>Players (open locker room)</u> Following Practice</p> <p><u>Conference Calls</u> 3:40 p.m. - Broncos Head Coach Vance Joseph 3:50 p.m. - Broncos WR Demaryius Thomas</p>	<p><u>Coordinators</u> 11:30 a.m. (media work room)</p> <p><u>Head Coach Adam Gase</u> 12:15 p.m. (media work room)</p> <p><u>Practice*</u> 1:05 - 2:45 p.m.</p> <p><u>Players (open locker room)</u> Following Practice</p>	<p><u>Practice*</u> 12:20 p.m. - 1:15 p.m.</p> <p><u>Players (open locker room)</u> Following Practice</p> <p><u>Head Coach Adamase</u> Following practice (media work room)</p>	No media availability	<p><u>Week 13</u> vs. Denver 1 p.m. TV - FOX</p>	TBD

\* Practice will be open to media for approximately 30 minutes

### DOLPHINS ON THE AIR

Television:	WSVN-TV (FOX 7 - Miami-Ft. Lauderdale) WFLX-TV (West Palm Beach) WFTX-TV (Ft. Myers)	
Broadcasters:	Dick Stockton - Play-By-Play Mark Schlereth - Color Analyst Shannon Spake - Sideline	
Local Radio:	Dolphins Radio Network KISS 99.9-FM WQAM 560-AM	
Broadcasters:	Jimmy Cefalo - Play-By-Play Bob Griese - Color Analyst Joe Rose - Color Analyst Kim Bokamper - Sideline	  
Spanish Radio:	Dolphins Spanish Radio WQBA-1140 AM	
Broadcasters:	Raul Striker Jr. - Play-By-Play Eduardo Martell - Color Analyst	

### PREGAME/IN-GAME ENTERTAINMENT



**Presenting Sponsor:** Powered by AARP Foundation  
**Giveaway:** Co-Branded "Go Fins" Rollabanna  
**National Anthem:** Navy Band Southeast  
**Youth Tradition National Anthem Team:** Cooper City/Davie Colts  
**Colors Presented By:** Navy Operational Support Center, West Palm Beach & Navy Recruiting District Miami  
**Flyover:** Coast Guard Air Station Miami  
**Military Unit of the Game:** United States Southern Command  
**Everyday Hero:** Lieutenant Colonel Ken Dwyer  
**Military Family of the Game:** Chief Master-at-Arms Jeffrey Schwartz and family  
**Alumni Captain:** Jason Taylor  
**Pregame Activities:** Florida Superstars and a performance by the Miami Dolphins Cheerleaders  
**Halftime Activities:** Jason Taylor Hall of Fame ring presentation

### COMMUNICATIONS DEPARTMENT



**JASON JENKINS**

Sr. Vice President,  
Communications &  
Community Affairs

O: 954-452-7174  
JJenkins@dolphins.com



**MATT TAYLOR**

Sr. Director of  
Football  
Communications

O: 954-452-7179  
MattTaylor@dolphins.com



**THERESA GARNER**

Corporate  
Communications  
Manager

O: 305-943-1451  
TGarnier@dolphins.com



**BRETT BRECHEISEN**

Football  
Communications  
Manager

O: 954-452-7190  
BBrecheisen@dolphins.com



**RENZO SHEPPARD**

Football  
Communications  
Manager

O: 954-452-7144  
RSheppard@dolphins.com



**GAYLE BADEN**

Communications  
Coordinator

O: 954-452-7173  
GBaden@dolphins.com



**SYDNEY WADE**

Communications  
Coordinator

O: 954-452-7198  
SWade@dolphins.com



**RYAN MURPHY**

Communications  
Staff Assistant

O: 954-452-7114  
RMurphy@dolphins.com



## MIAMI DOLPHINS MEDIA WORKROOM ACCESS & PARKING INFORMATION FOR THE 2017 SEASON

As a reminder, the workroom for accredited media covering the Miami Dolphins is located behind the Dolphins Pro Shop at the Baptist Health Training Facility at Nova Southeastern University. Access to the media workroom is granted by the Communications Staff to members of the media upon their arrival at training camp.

Parking passes are distributed by the Communications Department. The passes **need to be clearly displayed** to gain entry into the media parking areas. Media parking is available at the Nova Southeastern University Medical School garage (HPD Garage), which is next to the Dolphins Pro Shop, and located near the intersection of University Drive and S.W. 30th Street, between Griffin Road and I-595. Access to this garage is off University Drive and S.W. 30th Street. In the event the HPD Garage is full, the overflow media parking will be in the AUX Parking Lot next to the NOVA Softball fields.

PLEASE NOTE – ALL MEDIA ARE ASKED TO PARK ON THE SECOND FLOOR OF THE HPD GARAGE. PARKING ON THE FIRST FLOOR IS RESERVED FOR NOVA PATIENTS ONLY. THE GARAGE WILL BE MONITORED BY NOVA AND THOSE WHO PARK ON THE FIRST FLOOR WILL BE TICKETED.

**PLEASE PREARRANGE ALL LIVE TRUCK PARKING** through the Miami Dolphins Communications Department.

### DIRECTIONS TO PARKING GARAGE AT NOVA SOUTHEASTERN UNIVERSITY

#### FROM I-95 OR FLORIDA'S TURNPIKE

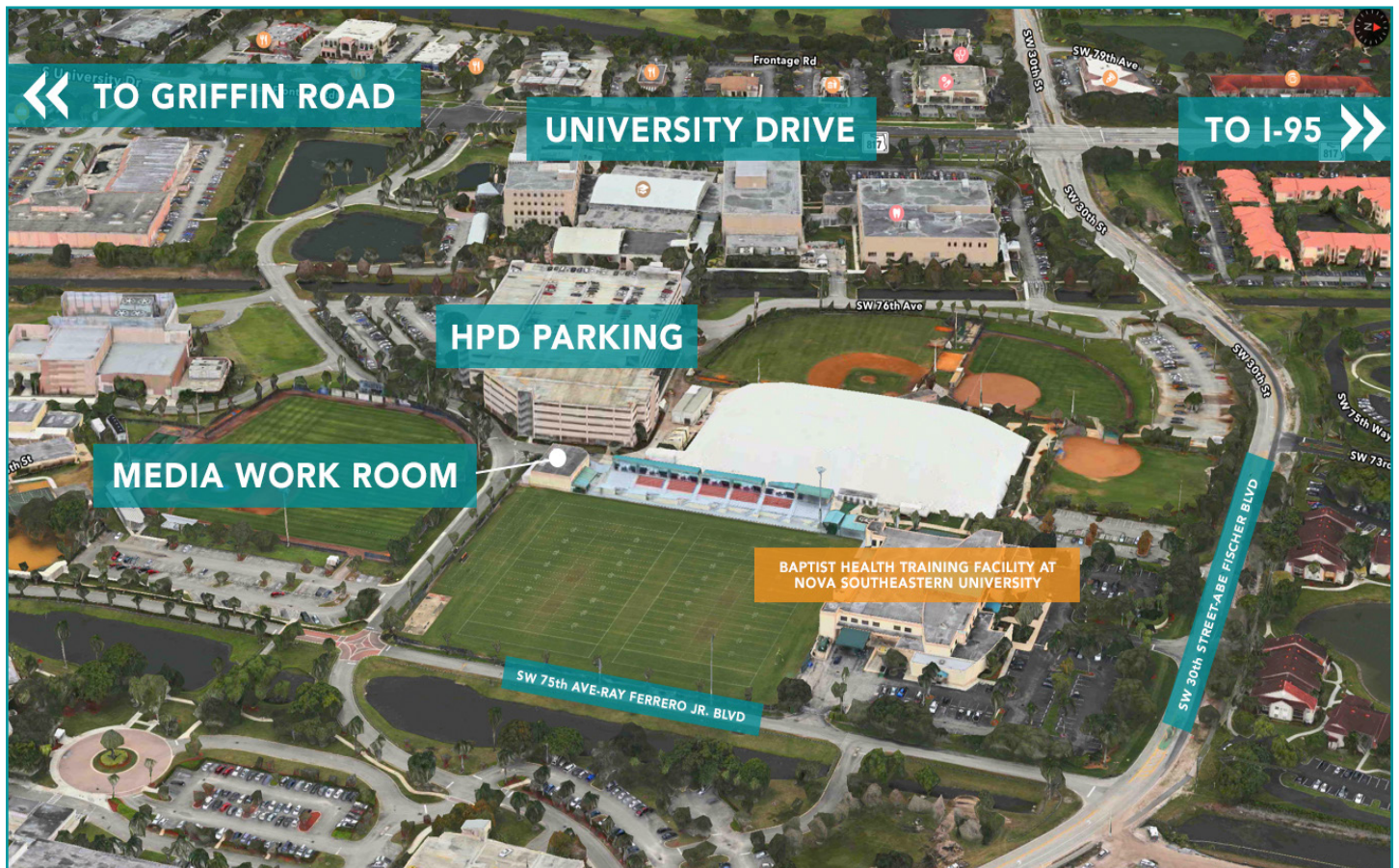
Exit at I-595; proceed west to University Drive exit  
Turn left (south) onto University Drive  
Proceed to S.W. 30th Street (Abe Fischler Blvd.) turn left (east)  
Proceed past the Miami Dolphins facility to Ray Ferrero Jr. Blvd.  
Turn right and parking garage will be on your right.

#### UNIVERSITY DRIVE

From north of I-595  
Take University Drive south past I-595 to S.W. 30th Street (Abe Fischler Blvd.) turn left (east).  
Proceed past the Miami Dolphins facility to Ray Ferrero Jr. Blvd.  
Turn right and parking garage will be on your right.

#### FROM SOUTH OF GRIFFIN ROAD

Take University Drive north past Griffin Road to S.W. 30th Street (Abe Fischler Blvd.) turn right (east)  
Proceed past the Miami Dolphins facility to Ray Ferrero Jr. Blvd.  
Turn right and parking garage will be on your right.





## DOLPHINS EN ESPAÑOL

### LOS DOLPHINS SE ENFRENTAN CON LOS BRONCOS EN MIAMI

Los Miami Dolphins albergan a los Denver Broncos para la primera vez en seis años el domingo 3 de diciembre a las 1 p.m. La última vez que los Broncos jugaron en Miami fue el 23 de octubre de 2011, cuando Denver ganó 18-15 in extra tiempo.

Los Dolphins tienen una ventaja de 11-5-1 en la serie de partidos de temporada regular, pero Denver ha ganado los pasados dos, su única racha de victorias desde que los dos equipos empezaron jugando como equipos del AFL en 1966.

### CUERPOS TÉCNICOS FAMILIARES

Las dos organizaciones tienen varias conexiones entre sus entrenadores como el entrenador jefe de los Broncos Vance Joseph sirvió como coordinador defensivo de Miami la temporada pasada. Entrenador jefe de los Dolphins Adam Gase pasó seis años (2009-14) con los Broncos, incluyendo dos como coordinador ofensivo (2013-14) donde dirigió la ofensa más prolífica en la historia del NFL y les ayudó a los Broncos ganar el AFC. Entrenador de quarterbacks Bo Hardegree estuvo en el cuerpo técnico de Gase en Denver y entrenador asistente de la línea ofensiva Chris Kuper jugó guardia para los Broncos desde 2006-13. Adicionalmente, entrenador jefe asistente y de linebackers Frank Bush pasó nueve años (1995-2003) en Denver bajo otro liderazgo.

### MARCHANDO EN HARD ROCK STADIUM

Miami no ha gastado tiempo estableciendo una ventaja en casa con las renovaciones importantes y la cubierta añadidos a Hard Rock Stadium.

- En 2016, el primer año con la cubierta, los Dolphins fueron 6-2 en casa, su mejor marca desde 2002.
- Miami tuvo una racha de cinco victorias en casa en el medio de la temporada de 2016, cual fue la racha de victorias en casa más larga desde 2001-02.
- Los Dolphins son 2-2 en casa este año, ganándole a Tennessee 16-0 en Semana 5 y los Jets de Nueva York en Semana 7 antes de perdiendo a los Raiders en Semana 9 y Tampa Bay en Semana 11.
- Las nueve ganadas en los últimos 13 partidos en Hard Rock Stadium es la mejor racha de 13 partidos en casa desde que ganaron 10 de 14 desde el 13 de noviembre de 2011 hasta el 22 de septiembre de 2013.
- Esta es la primera temporada desde 2005 en que los Dolphins han ganado sus primeros dos juegos en casa.

### ENTRE LOS LÍDERES EN EL NFL EN ATRAPADAS

Receptor Jarvis Landry tiene 75 atrapadas este año, segundos más en el NFL esta temporada. También tiene seis touchdowns, más que cualquier otro año en su carrera.

#### MÁS ATRAPADAS EN EL NFL (2017)

CL	JUGADOR	EQUIPO	ATR.
1.	Antonio Brown	Pittsburgh	80
2.	<b>JARVIS LANDRY</b>	<b>MIAMI</b>	<b>75</b>
3.	Larry Fitzgerald	Arizona	72
4.	Michael Thomas	New Orleans	70
	Adam Thielen	Minnesota	70

### UNA CARRERA DE GRANDES JUGADAS

Receptor Kenny Stills siempre ha sido un jugador explosivo. En sus cinco años en el NFL, Stills hE atrapado 204 tiros para 3,326 yardas (16.3 prom.). Su promedio de 16.3 yardas por atrapada es la marca tercera mejor durante ese lapso (min. 150 atrapadas):

#### PROMEDIOS MÁS ALTOS POR ATRAPADA EN EL NFL (2013-PRESENTE)

CL	JUGADOR	EQUIPOS	ATR	YDS	PROM
1.	DeSean Jackson	Phi./Was./TB	267	4,626	17.3
2.	Torrey Smith	Bal./SF/Phi.	189	3,104	16.4
3.	<b>KENNY STILLS</b>	<b>NO/MIA.</b>	<b>207</b>	<b>3,373</b>	<b>16.3</b>
4.	Sammy Watkins	Buf./LAR	181	2,949	16.3
5.	T.Y. Hilton	Indianapolis	362	5,740	15.9

### CAM WAKE SIGUE ANOTANDO SACKS A LOS 35 AÑOS

Durante la temporada de 2016, ala defensiva Cameron Wake tuvo uno de los regresos más impresionantes en el NFL. Regresando de una lesión a su Achilles, Wake fue dominante, anotando 11.5 sacks, cual fue tercero en el AFC y empatado para sexto en el NFL.

Wake fue reinsertado como titular en Semana 6 el año pasado y desde entonces, lidera el NFL con 18.5 sacks y le ha ayudado a Miami ganar 13 de sus últimos 22 juegos de temporada regular.

Wake fue empatado para segundo en el AFC y epatado para tercero en el NFL con cinco balones libres causados en 2016. Ha causado nueve balones libres desde 2015, empatado para los más en el NFL durante ese lapso aunque solo jugó siete partidos en 2015.

Ahora a los 35 años, Wake tiene 8.0 sacks esta temporada, empatado para 14º en el NFL. Necesita solo dos sacks para convertirse en el 11º jugador en la historia del NFL (desde 1982) y solo el tercero en los pasados 15 años (John Abraham y Julius Peppers) a tener 10 o más sacks a los 35 años o más.

### RESHAD LLEGA A LA ZONA DE ANOTACIÓN

S Reshad Jones recogió un balón suelto y la corrió para un touchdown de 14 yardas contra New England la semana pasada. Fue el segundo balón libre recogido para un touchdown por Jones este año. También tuvo un regreso de 38 yardas para un touchdown en la victoria de Miami en Semana 5 contra Tennessee. Jones es el único jugador en el NFL con dos balones libres llevados para touchdowns este año.

Con su touchdown contra New England, Jones se movió al segundo lugar en la historia de los Dolphins en términos de touchdowns defensivos, con cinco en su carrera.

#### MÁS TOUCHDOWNS DEFENSIVOS EN LA HISTORIA DE LOS DOLPHINS

CL	JUGADOR	AÑOS	TDs DEF.
1.	Jason Taylor	1997-07, 09, 11	9
2.	<b>RESHAD JONES</b>	<b>2010-17</b>	<b>5</b>
3.	Dick Anderson	1968-77	4
	Terrell Buckley	1995-99, 2003	4
	Zach Thomas	1996-2007	4



## TEAM NOTES

### MIAMI WELCOMES DENVER TO SOUTH FLORIDA

The Miami Dolphins host the Denver Broncos for the first time in six years on **Sunday, Dec. 3 at 1 p.m.** The Broncos last played in Miami on Oct. 23, 2011, an overtime affair that Denver won 18-15.

The Dolphins hold an 11-5-1 edge in the series in regular season games, but Denver has won the past two, which is the Broncos' only multiple-game winning-streak since the two began playing each other as AFL teams in 1966.

### TWO COACHING STAFFS TIED TOGETHER WITH CONNECTIONS

The two organizations have several coaching connections as **Broncos Head Coach Vance Joseph** served as Miami's defensive coordinator last season. **Dolphins Head Coach Adam Gase** spent six years (2009-14) on the Broncos staff, including two as offensive coordinator (2013-14) where **he directed the most prolific offense in NFL history and helped Denver win the AFC. Quarterbacks Coach Bo Hardegee** was on Gase's offensive coaching staff there and **Assistant Offensive Line Coach Chris Kuper** played guard for the team. Additionally, **Dolphins Assistant Head Coach/Linebackers Coach Frank Bush** spent nine years (1995-2003) on Denver's coaching staff with a different regime and won Super Bowls XXXII and XXXIII.

### ROCKING AT HARD ROCK STADIUM

Miami has wasted no time establishing a home-field advantage with the major renovation and canopy added to Hard Rock Stadium.

- In 2016, the first year with the canopy, **the Dolphins went 6-2 at home, their best home record since 2002.**
- Miami had a stretch of **five straight home victories** in the middle of the 2016 season, which was **the team's longest home winning streak since 2001-02.**
- The Dolphins are 2-2 at their home venue this season, defeating Tennessee in Week 5 and the N.Y. Jets in Week 7 before falling to Oakland in Week 9 and Tampa Bay in Week 11.
- **Miami's nine wins in their past 13 games at Hard Rock Stadium is the team's best 13-game home stretch since they won 10 of 14 from Nov. 13, 2011 to Sept. 22, 2013.**
- This is the first season since 2005 the Dolphins won their first two home games played at Hard Rock Stadium.

### SIXTEEN STRAIGHT

With the Dolphins' Week 1 game against Tampa Bay being moved to this week due to Hurricane Irma, **Miami is playing 16 straight weeks for the first time since 1992**, when a similar situation occurred. Hurricane Andrew forced the Dolphins to move their season opener vs. New England to the bye week. Miami beat the Patriots on Oct. 18, 1992 and **went on to win 11 games, the AFC East title and reach the AFC Championship game that season.**

### UP NEXT: A REMATCH WITH NEW ENGLAND ON MONDAY NIGHT FOOTBALL

The Dolphins **take on New England next week for the second time in a three-week period** when the Patriots come to Hard Rock Stadium for Monday Night Football. The game kicks off at 8:30 p.m. Eastern on Monday, Dec. 11.

Miami fell to New England in Foxborough last week, 35-17. The Patriots are currently 9-2 and lead the AFC East. If the playoffs began today, they would earn a bye in the AFC.

**The Dolphins have won three of their past four home meetings with New England.** Next week's game will be the first time all season the Dolphins have played two games in a row at Hard Rock Stadium.

### THE COMEBACK KIDS

In Weeks 6 and 7, the Dolphins trailed 17-0 at halftime in Atlanta and faced a 14-point fourth-quarter deficit vs. the N.Y. Jets before coming back to win both games, with different quarterbacks.

- The last time **the Dolphins won consecutive games trailing by 14-plus points in a second half was a three-game streak from Sept. 14-28, 1980.**
- **The 17-point halftime deficit the Dolphins overcame in Atlanta was the biggest in the NFL this season and tied for the largest in franchise history.** They also trailed 17-0 at halftime to Buffalo in 1968 and rallied for a 21-17 win.
- The comeback in Atlanta was **tied for the sixth-largest comeback in team history** and was the largest since a 21-point comeback vs. Buffalo on Dec. 4, 2005.
- The 17-point come-from-behind victory vs. the Falcons was **Miami's largest comeback on the road since an 18-point comeback at the N.Y. Jets on Nov. 27, 1994, also known as the "Fake Spike" game.**
- The Dolphins came back from a 13-point second-half deficit in Week 11 vs. Tampa Bay to tie the game at 20 with 3 minutes remaining but ultimately lost the contest.

### BREAKING DOWN THE DOLPHINS ROSTER:

Here is how the Dolphins' current 53-man roster breaks down:

- There are 24 offensive players, 26 defensive players and three specialists.
- Of the 53 players on Miami's roster, **19 of them (36.5 pct.) were drafted by the Dolphins.**
- Miami also has nine undrafted college free agents on the roster that began their NFL careers with the Dolphins, bringing the total to **28 of the 53 players (52.8 pct.) that began their NFL careers with the Dolphins.**
- Of Miami's 53 players, **18 of them (34.0 pct.) were not selected in the NFL draft.**
- A total of **40 of the 53 players (75.5 pct.) are 28 years old or younger.**

### THE DOLPHINS ROSTER:

#### BY DRAFT ROUND:

ROUND	NO.
1st	8 players
2nd or 3rd	10 players
4th or 5th	10 players
6th or 7th	7 players
Undrafted	18 players

#### BY EXPERIENCE:

YEARS	NO.
Rookie-1	11 players
2-3	17 players
4-5	9 players
6-9	9 players
10-plus	7 players

#### BY AGE:

AGE	NO.
22-24	17 players
25-28	23 players
29-32	7 players
33-plus	6 players

\* Rosters as of print date (11/27/17) and all ages as of kickoff date (12/3/17)



## OFFENSE NOTES

### 'JUICE' SETS NFL RECORD

WR Jarvis Landry is blowing by the NFL record for most receptions in the first four years of an NFL career. Landry surpassed WR Anquan Boldin in Week 9 and continues to extend his record, entering this week's game with 363 receptions. Landry also owns the record for most receptions in the first two years of a career (194) and is tied for the most in the first three years of a career (288).

#### MOST RECEPTIONS IN FIRST FOUR YEARS OF NFL CAREER

RNK	PLAYER	TEAM	YEARS	REC.
1.	JARVIS LANDRY	MIAMI	2014-17	363
2.	Anquan Boldin	Arizona	2003-06	342
3.	Larry Fitzgerald	Arizona	2004-07	330

### AMONG THE NFL LEADERS IN RECEPTIONS

WR Jarvis Landry has 75 receptions this year, the second-most in the NFL this season. He also has a career high with six touchdown receptions:

#### MOST RECEPTIONS IN THE NFL (2017)

RNK	PLAYER	TEAM	REC.
1.	Antonio Brown	Pittsburgh	80
2.	JARVIS LANDRY	MIAMI	75
3.	Larry Fitzgerald	Arizona	72
4.	Michael Thomas	New Orleans	70
	Adam Thielen	Minnesota	70



### LANDRY KEEPS CATCHING PASSES

With 94 receptions in 2016, Landry ranked No. 4 in single-season team history. He now owns three of the franchise's top six single-season reception marks, including the team record of 110 he set in 2015, and already has 75 receptions in 11 games this season, which is tied for 13th in Dolphin history. Landry has caught at least five passes in all 11 games this year:

#### MOST RECEPTIONS IN A SINGLE SEASON IN TEAM HISTORY

RNK	PLAYER	YEAR	REC.
1.	JARVIS LANDRY	2015	110
2.	JARVIS LANDRY	2016	94
3.	O.J. McDuffie	1998	90
4.	Mark Clayton	1988	86
5.	Brandon Marshall	2010	86
6.	JARVIS LANDRY	2014	84

WR Jarvis Landry opened the season with 13 receptions for 78 yards (6.0 avg.) in a winning effort at the L.A. Chargers. Only three players in NFL history have caught more passes in a season-opening game than Landry did. It was tied for the second-most receptions in a single game in team history:

#### MOST RECEPTIONS IN A SINGLE GAME IN TEAM HISTORY

RNK	PLAYER	DATE	OPP.	REC.
1.	Chris Chambers	12/4/05	vs. Buffalo	15
2.	JARVIS LANDRY	9/17/17	AT L.A. CHARGERS	13
	JARVIS LANDRY	11/29/15	AT N.Y. JETS	13
4.	Jim Jensen	11/6/88	at New England	12
	Brian Hartline	9/30/12	at Arizona	12

### LANDRY LOOKING TO BECOME FIRST DOLPHINS PLAYER WITH THREE STRAIGHT 1,000-YARD SEASONS

After posting 1,157 receiving yards in 2015 and 1,136 receiving yards in 2016, WR Jarvis Landry is looking to become the first Dolphins wide receiver to top 1,000 yards in three consecutive. The fourth-year NFL pro has 637 receiving yards in 11 games this season, just shy of a 1,000-yard pace. He is the sixth Dolphins wide out to ever post consecutive 1,000-yard seasons (Mark Clayton, Mark Duper, Irving Fryar, Brian Hartline and Brandon Marshall) and first since WR Brian Hartline did so in 2012 and 2013.

### MIAMI'S LONG RUNS

The Dolphins offense has hit many big plays in recent weeks, most notably in the running game. The Week 11 game vs. Tampa Bay marked the third consecutive contest the Dolphins had a run of 40 yards or more as RB Kenyan Drake had a 42-yard carry on Nov. 5 vs. Oakland, a 66-yard run on Nov. 13 at Carolina and RB Damien Williams had a 69-rush last week vs. Tampa Bay. It was the first time since at least 1994 the Dolphins have had three straight games with a 40-yard rush.

Williams' 69-yard carry in Week 11 was the ninth-longest rush in team history. It's just the second time in the team's 52-year history they've had 60-yard carries in back-to-back games (RB Gary Davis and RB Norm Bulaich in 1978).

### CUTLER AMONG THE NFL'S TOP 50 ALL-TIME PASSING LEADERS

QB Jay Cutler ranks among the NFL's top 50 in many all-time passing categories. He is also among the NFL's top 20 active players in many passing statistics.

#### WHERE CUTLER RANKS AMONG NFL QUARTERBACKS

CATEGORY	STAT	ALL-TIME	ACTIVE
Attempts	4,762	30	10
Completions	2,957	25	10
Passing Touchdowns	221	30	9
Completion Pct.	62.1	23	15
Passing Yards	34,069	31	10
Passer Rating*	85.5	32	18

\* minimum 1,500 attempts

### CUTLER CAME TO MIAMI AS ONE OF THE BEST IN BEARS HISTORY

QB Jay Cutler is in his first year in Miami after spending the past eight seasons (2009-16) with Chicago. During his time with the Bears, Cutler set nearly every major Bears passing record, including passing yards and passer rating:

#### BEARS ALL-TIME CAREER PASSING LEADERS

RNK	PLAYER	YEARS	YARDS
1.	JAY CUTLER	2009-16	23,443
2.	Sid Luckman	1939-50	14,686
3.	Jim Harbaugh	1987-93	11,567

#### BEARS ALL-TIME CAREER PASSER RATING LEADERS (min. 1,500 att.)

RNK	PLAYER	YEARS	RTG
1.	JAY CUTLER	2009-16	85.2
2.	Erik Kramer	1994-98	80.7
3.	Jim McMahon	1982-88	80.4





## OFFENSE NOTES

### CUTLER LEADING FOURTH QUARTER COMEBACKS

**QB Jay Cutler** has led the Dolphins to two fourth quarter comebacks despite playing in the fourth quarter of just seven games this season. The comebacks – in Week 2 at L.A. Chargers and Week 5 at Atlanta – **were the 22nd and 23rd fourth quarter comebacks of his career** and his first since the 2015 season. Miami's 17-point comeback win in Week 6 at Atlanta was the largest come-from-behind victory of Cutler's career.

### KENNY STILLS HAD THE BEST GAME OF HIS CAREER IN HIS LAST OUTING AT HARD ROCK STADIUM

In Miami's last home game, in Week 11 vs. Tampa Bay, **WR Kenny Stills** caught six passes for 154 yards (25.7 avg.) and one touchdown in the second half alone as the Dolphins fought to bounce back from a 14-point deficit before ultimately losing the game. **His 154 second-half receiving yards were the third-most in a half in team history**, behind **Irving Fryar** (211 yards on Sept. 4, 1994 vs. New England) and **Chris Chambers** (171 yards on Dec. 4, 2005 vs. Buffalo).

Stills totaled seven receptions for 180 yards (25.7 avg.) in the game. **His 180 receiving yards were a career high, tied for seventh-most in a game in Dolphins history and the seventh-most in the NFL in 2017.** His 25.7 yards per catch were fourth in team history (min. seven receptions). It was the fifth 100-yard game of his career.

### A CAREER OF BIG PLAYS

**WR Kenny Stills** has made a living making the big play. In his five-year NFL career, Stills has hauled in 204 passes for 3,326 yards (16.3 avg.). **His 16.3 yards per reception average is third-best in the NFL in that span** (min. 150 receptions):

#### HIGHEST AVERAGE PER RECEPTION IN THE NFL (2013-PRESENT)

RNK	PLAYER	TEAMS	REC	YDS	AVG
1.	DeSean Jackson	Phi./Was./TB	267	4,626	17.3
2.	Torrey Smith	Bal./SF/Phi.	189	3,104	16.4
3.	<b>KENNY STILLS</b>	<b>NO/MIA.</b>	<b>207</b>	<b>3,373</b>	<b>16.3</b>
4.	Sammy Watkins	Buf./LAR	181	2,949	16.3
5.	T.Y. Hilton	Indianapolis	362	5,740	15.9

### DeVANTE DOWN THE FIELD

**WR DeVante Parker** has made several highlight-reel catches this year in practice and had the opportunity to showcase it to a national audience with his impressive one-handed grab in Week 9 on Sunday Night Football. **Parker is seventh in the NFL in career receiving yards among players who entered the league in 2015 or later:**

#### RECEIVING LEADERS

*(Players who entered the NFL in 2015 or later)*

RNK	PLAYER	TEAM	REC	YDS	AVG	TD
1.	Amari Cooper	Oak.	197	2,722	13.8	16
2.	Stefon Diggs	Min.	176	2,221	12.6	12
3.	Jamison Crowder	Was.	172	2,012	11.7	10
4.	Michael Thomas	NO	162	1,942	12.0	11
5.	Willie Snead	NO	144	1,911	13.3	7
6.	Tyler Lockett	Sea.	125	1,669	13.4	7
7.	<b>DeVANTE PARKER</b>	<b>MIA.</b>	<b>117</b>	<b>1,647</b>	<b>14.1</b>	<b>8</b>

### THOMAS CATCHES TOUCHDOWNS

The Dolphins acquired **TE Julius Thomas** this offseason in a trade with Jacksonville on March 9, 2017. Thomas has caught touchdowns in back-to-back games and has been one of the league's best red zone threats since he became a full-time starter for Denver in 2013. **His 35 touchdowns since 2013 are third-most among all NFL tight ends:**

#### NFL TIGHT END TD RECEPTION LEADERS (2013-PRESENT)

RNK	PLAYER	TEAMS	REC	YDS	TD
1.	Jimmy Graham	NO/Sea.	333	4,079	42
2.	Rob Gronkowski	New England	264	4,134	37
3.	<b>JULIUS THOMAS</b>	<b>DEN./JAX./MIA.</b>	<b>218</b>	<b>2,355</b>	<b>35</b>
4.	Antonio Gates	SD/LAC	271	3,018	29
5.	Delanie Walker	Ten.	335	3,962	24

### FASANO'S SECOND STINT WITH THE DOLPHINS

**TE Anthony Fasano** returned to Miami this season after **he played five seasons (2008-12) with the Dolphins earlier in his career.** He is among the team's all-time tight end leaders in several key receiving categories, including receptions, receiving yards and receiving touchdowns:

#### DOLPHINS ALL-TIME CAREER RECEPTIONS LEADERS (TIGHT ENDS)

RNK	PLAYER	YEARS	REC.
1.	Randy McMichael	2002-06	283
2.	Bruce Hardy	1978-89	256
3.	<b>ANTHONY FASANO</b>	<b>2008-12, 2017</b>	<b>184</b>

#### DOLPHINS ALL-TIME CAREER RECEIVING YARDS LEADERS (TIGHT ENDS)

RNK	PLAYER	YEARS	YDS.
1.	Randy McMichael	2002-06	3,096
2.	Bruce Hardy	1978-89	2,455
3.	<b>ANTHONY FASANO</b>	<b>2008-12, 2017</b>	<b>2,149</b>

#### DOLPHINS ALL-TIME CAREER RECEIVING TOUCHDOWN LEADERS (TIGHT ENDS)

RNK	PLAYER	YEARS	TDS
1.	Bruce Hardy	1978-89	25
2.	<b>ANTHONY FASANO</b>	<b>2008-12, 2017</b>	<b>24</b>
3.	Jim Mandich	1970-77	23

### OFFENSIVE LINE KEEPING QUARTERBACKS UPRIGHT

The Dolphins offensive line has protected three different quarterbacks - **Jay Cutler, Matt Moore and Ryan Tannehill** - since Week 6 of the 2016 season, helping the team win 13 of its past 22 regular season games. **During that span, the team has allowed just 38 sacks, which is tied for the fifth fewest in the NFL.**

#### FEWEST SACKS ALLOWED (WEEK 6, 2016 - PRESENT)

RNK	PLAYER	QB RATING	SACKS ALL.
1.	Pittsburgh Steelers	89.1	27
2.	Oakland Raiders	90.7	30
3.	New Orleans Saints	103.9	33
4.	L.A. Chargers	87.1	37
5.	<b>MIAMI DOLPHINS</b>	<b>88.8</b>	<b>38</b>
	N.Y. Giants	84.2	38



## DEFENSE NOTES

### CAM WAKE STILL SACKING QBs AT 35 YEARS OLD

During the 2016 season, **DE Cameron Wake** had one of the most impressive comebacks in the NFL. Coming off an Achilles injury in 2015 and at 34 years old, Wake was dominant, posting 11.5 sacks, which was third in the AFC and tied for sixth in the NFL.

The Dolphins slowly brought Wake back after his Achilles injury and re-inserted him as a starter in Week 6 last year. Since then, **he is third in the NFL with 18.5 sacks** and has helped Miami win 13 of its last 22 regular season games.



Now 35 years old, Wake has eight sacks this season and is tied for 16th in the NFL in the stat. **He needs just two sacks to become the 11th player in NFL history (since 1982) and just the third in the past 15 years (John Abraham and Julius Peppers) to record a double-digit sack season at the age of 35 or older.**

Wake was tied for second in the AFC and tied for third in the NFL with five forced fumbles in 2016. **He has nine forced fumbles since 2015, tied for third in the NFL during that span,** despite playing just seven games in 2015.

### ONE OF THE BEST UNDRAFTED PASS RUSHERS EVER

**Wake** is also one of the best undrafted pass rushers in NFL history. With 89.5 career sacks, he is **second in NFL history (since sacks were recognized as an official statistic in 1982) for most career sacks by a player who was undrafted:**

#### NFL ALL-TIME CAREER SACK LEADERS (UNDRAFTED PLAYERS)

RNK	PLAYER	YEARS	SACKS
1.	John Randle	1990-2003	137.5
2.	<b>CAMERON WAKE</b>	<b>2009-17</b>	<b>89.5</b>
3.	James Harrison	2004-17	82.5

\* Players chosen in the Supplemental Draft are not included on this list of undrafted players

### THE NFL'S BEST SACK ARTIST SINCE HE ENTERED THE LEAGUE

**Wake's** consistency has placed him among the NFL's elite pass rushers. Since he entered the league in 2009, **he leads the NFL in sacks:**

#### NFL SACK LEADERS (2009-PRESENT)

RNK	PLAYER	TEAMS	SACKS
1.	<b>CAMERON WAKE</b>	<b>MIAMI</b>	<b>89.5</b>
2.	DeMarcus Ware	Dal./Den.	85.0
3.	Von Miller	Denver	82.0
4.	Julius Peppers	Chi./GB/Car.	81.5

### SECOND TO ONLY JASON TAYLOR IN TEAM HISTORY

Since joining the Dolphins in 2009, Wake has compiled four double-digit sack campaigns, eight straight seasons of seven-plus sacks and is **second in team history in all-time career sacks**, behind Hall of Famer Jason Taylor.

#### DOLPHINS ALL-TIME CAREER SACK LEADERS

RNK	PLAYER	YEARS	SACKS
1.	Jason Taylor	1997-07, 09, 11	131.0
2.	<b>CAMERON WAKE</b>	<b>2009-17</b>	<b>89.5</b>
3.	Bill Stanfill	1969-76	69.5

### SUH SACKS

**DT Ndamukong Suh** has been one of the most disruptive interior defensive linemen in the NFL since he entered the league in 2010.

Since entering the NFL in 2010, Suh is second among all defensive tackles in sacks. **This season, Suh is tied for ninth among defensive tackles with 3.5 sacks.**

Here is a look at how Suh's sacks stack up since he entered the league in 2010:

#### MOST SACKS BY NFL DEFENSIVE TACKLES (2010-PRESENT)

RNK	PLAYER	TEAMS	SACKS
1.	Geno Atkins	Cin.	58.5
2.	<b>NDAMUKONG SUH</b>	<b>DET./MIA.</b>	<b>50.5</b>
3.	Gerald McCoy	TB	47.5
4.	Jurrell Casey	Ten.	36.0
5.	Marcell Dareus	Buf.	35.0

### STUFFS BY SUH

Not only is **DT Ndamukong Suh** a great interior pass rusher, but the Nebraska product also disrupts rushing plays behind the line of scrimmage. Since he entered the NFL as a first-round pick in 2010, Suh **leads all interior defensive linemen with 51.0 stuffs.** A stuff is defined as any tackle of a ball carrier behind the line of scrimmage during a rushing attempt.

#### MOST STUFFS BY INTERIOR DEFENSIVE LINEMEN (2010-PRESENT)

RNK	PLAYER	TEAMS	STUFFS
1.	<b>NDAMUKONG SUH</b>	<b>DET./MIA.</b>	<b>52.0</b>
2.	Aaron Donald	STL/LAR	39.5
3.	Kyle Williams	Buffalo	36.5
4.	Geno Atkins	Cincinnati	34.5
5.	Brandon Mebane	Sea./SD/LAC	33.5

### SUH CONSISTENTLY MAKES STOPS

**DT Ndamukong Suh** topped 350 career tackles during the 2016 season. Since he entered the NFL in 2010, **Suh leads all defensive tackles with 402 total tackles** and his total is tied for second among all defensive linemen.

**Suh set a new career high** and was third among all interior defensive linemen in total tackles in 2016 with 72 (41 solo). He **finished among the top five** in total tackles by an NFL interior defensive linemen for **the third consecutive season.**



“ The guy is amazing. **He teaches me a lot.** When he talks to (Defensive Line) Coach Terrell Williams, they talk about things that I’m just sitting over there (picking their brains) and learning each and every day. I try to get in their business, get in their conversations, see what new techniques they’re learning, and things like that. ”  
- DT Davon Godchaux on DT Ndamukong Suh



## DEFENSE NOTES

### RESHAD GETS INTO THE END ZONE

**S Reshad Jones** returned a fumble 14 yards for a touchdown last week at New England. It was the second fumble return for a touchdown for Jones this season. He also had a 38-yard fumble return for a touchdown in Miami's Week 5 win vs. Tennessee. **Jones is the only NFL player to have two fumble returns for touchdowns this season.**

With his touchdown last week, Jones moved into sole possession of second place on the Dolphins' all-time defensive touchdown chart. It was the fifth defensive score of Jones' career:



#### MOST DEFENSIVE TOUCHDOWNS IN DOLPHINS HISTORY

RNK	PLAYER	YEARS	DEF. TDs
1.	Jason Taylor	1997-07, 09, 11	9
2.	<b>RESHAD JONES</b>	<b>2010-17</b>	<b>5</b>
3.	Dick Anderson	1968-77	4
	Terrell Buckley	1995-99, 2003	4
	Zach Thomas	1996-2007	4

### RESHAD HAS BIG-PLAY ABILITY

**S Reshad Jones** has played a role in five turnovers this season, intercepting two passes and recovering three fumbles, two of which he returned for touchdowns. **He is the only safety in the NFL this season with at least 60 tackles, two interceptions and two fumble recoveries.** Jones has 18 career interceptions, which is **tied for 13th place on the team's all-time interception list.**

### RESHAD NEARS DOLPHINS RECORD

**S Reshad Jones** has been very active in the offensive backfield throughout his eight-year NFL career. **With 9.5 sacks, he is nearing the Dolphins all-time mark for most career sacks by a defensive back:**

#### MOST CAREER SACKS BY A DOLPHINS DEFENSIVE BACK

RNK	PLAYER	YEARS	SACKS
1.	Yeremiah Bell	2004-11	11.0
2.	<b>RESHAD JONES</b>	<b>2010-17</b>	<b>9.5</b>
3.	Patrick Surtain	1998-2004	6.5
4.	Liffort Hobley	1987-93	6.0
5.	Jerry Wilson	1996-2000	5.5

### JONES AMONG THE LEAGUE'S LEADING TACKLERS

**S Reshad Jones's** 80 tackles (65 solo) are third among all NFL safeties this season. His total is 10th among all players in the AFC and tied for 18th in the NFL. In 2015, Jones led all NFL defensive backs with 135 tackles (106 solo).

### ROOKIES PLAYING BIG ROLE ON DEFENSE

The Dolphins have relied heavily on rookies to improve their defense this season. Miami has played six and started four rookies on defense in the first 11 games of the year. The starters are **CB Cordrea Tankersley** (nine starts), **DT Davon Godchaux** (five), **LB Chase Allen** (two) and **DE Charles Harris** (one). **DT Vincent Taylor** and **S Maurice Smith** have also played snaps with the defense at critical points of various games. Allen and Smith were both undrafted college free agents while the other four were selected by Miami in the 2017 NFL draft.

### TIMMONS TOPS 1,000 CAREER TACKLES

**LB Lawrence Timmons** recorded the 1,000th tackle of his career in Week 10 at Carolina and now has 1,013 career tackles (696 solo). **Timmons became the 47th NFL player since 1994 to total 1,000 career tackles and just the sixth active one:**

#### NFL'S CAREER TACKLE LEADERS (ACTIVE PLAYERS)

RNK	PLAYER	TEAM	TOTAL	SOLO	ASST
1.	Karlos Dansby	Ari./Mia./Cle./Cin.	1,380	1,043	337
2.	Paul Posluszny	Buf./Jax.	1,180	858	322
3.	Derrick Johnson	Kansas City	1,126	918	208
4.	David Harris	NYJ/NE	1,095	713	382
5.	Antoine Bethea	Ind./SF/Ari.	1,088	802	286
6.	<b>L. TIMMONS</b>	<b>PIT./MIA.</b>	<b>1,013</b>	<b>696</b>	<b>317</b>

### 'LAW DOG' HAS MADE A CAREER OUT OF BIG PLAYS

**LB Lawrence Timmons** has a knack for making big plays. In fact, **he's one of just three active players (Julius Peppers and Karlos Dansby) with at least 30 sacks (35.5) and 10 interceptions (12) in his career.**

### TIMMONS BRINGS EXPERIENCE & PRODUCTION

After 10 seasons with the Steelers, **LB Lawrence Timmons** left The Steel City and came to Miami this offseason as one of the most productive linebackers in the game today. **When Timmons left Pittsburgh, he was second in team history with 952 career tackles.** Since becoming a full-time NFL starter in 2009, Timmons is second in the NFL with 948 total tackles (655 solo):



#### MOST TOTAL TACKLES IN THE NFL (2009-17)

RNK	PLAYER	TEAM	TOTAL	SOLO	ASST
1.	Paul Posluszny	Buf./Jax.	1,045	755	290
2.	<b>L. TIMMONS</b>	<b>PIT./MIA.</b>	<b>954</b>	<b>660</b>	<b>294</b>
3.	Karlos Dansby	Ari./Mia./Cle./Cin.	940	695	245
4.	David Harris	NYJ/NE	898	574	324
5.	Chad Greenway	Minnesota	878	594	284

### HAYES AMONG TOP NFL DEFENSIVE LINEMEN

**DE William Hayes** was acquired by the Dolphins in a trade with the Los Angeles Rams on March 10, 2017. The defensive end brings a reputation of setting the edge against the run and is one of the most experienced defensive linemen in the NFL.

Hayes is among the NFL's top 25 active defensive linemen career leaders in several categories. **He ranks No. 7 in stuffs (48.5), No. 18 in games played (134) and tied for No. 18 in tackles (332).**





## SPECIAL TEAMS NOTES

### DENNEY TO PLAY IN 204th DOLPHINS GAME ON SUNDAY

LS **John Denney** will play in his 204th game with the Dolphins on Sunday, **moving into a tie with Hall of Famer Jason Taylor for second place** on the team's all-time games played charts. **Denney became the 20th active NFL player and the 313th player in NFL history to play in 200 career games** in Week 9 vs. Oakland.

### DENNEY'S 200 GAMES BY THE NUMBERS

- 4** Holders he has worked with: Donnie Jones (2005-06), Brandon Fields (2007-14), Matt Darr (2015-16) and Matt Haack (2017-) – in the three games where the kicker has been forced to punt, the regular punter still served as holder.
- 8** Punters he has worked with: Donnie Jones (2005-06), Olindo Mare (2005), Brandon Fields (2007-14), Dan Carpenter (2012), Nate Kaeding (2012), Matt Darr (2015-16) and Matt Haack (2017-).
- 15** Kickers he has worked with: Olindo Mare (2005-06), Jay Feely (2007), Dan Carpenter (2008-12), Shayne Graham (2011), Nate Kaeding (2012), Caleb Sturgis (2013-14), Andrew Franks (2015-16) and Cody Parkey (2017-).
- 373** Number of field goals he's snapped for, with Dolphins kickers making 300 (80.4 pct.).
- 416** Number of PATs he's snapped for, with Dolphins kickers making 408 (98.1 pct.).
- 1,013** Number of punts he's snapped for, totaling 46,252 yards for an average of 45.7 yards per punt.
- 1,802** Total snaps in regular season games.

### THE DENNEY STREAK

LS **John Denney** entered his **13th NFL regular season** this year at 38 years old. Denney has been Miami's long snapper for every game dating back to 2005 - **a consecutive games streak that spans 203 regular season contests**. That streak is the **longest in Dolphins history** and is tied for fourth-longest among all active NFL players.

#### MOST CONSECUTIVE GAMES PLAYED IN DOLPHINS HISTORY

RNK	PLAYER	CONS. GP	STREAK
1.	<b>JOHN DENNEY</b>	<b>203*</b>	<b>1ST (2005) - PRESENT</b>
2.	Jason Taylor	130	15th (1999) - 16th (2007)
3.	Jim Langer	128	10th (1970) - 9th (1979)

\* active streak

#### MOST CONSECUTIVE GAMES PLAYED, ACTIVE NFL LEADERS

RNK	PLAYER	TEAM	POS	CONS. GP
1.	Shane Lechler	Oak./Hou.	P	248
2.	Jason Witten	Dallas	TE	230
3.	Eli Manning	N.Y. Giants	QB	210
4.	<b>JOHN DENNEY</b>	<b>MIAMI</b>	<b>LS</b>	<b>203</b>
	Donnie Jones	Mia./STL/Hou./Phi.	P	203



### THOMAS LEADS THE NFL IN SPECIAL TEAMS TACKLES

S **Michael Thomas** has been one of the NFL's most prolific special teams players since his first full season in the NFL in 2014. **Thomas leads the NFL with 53 special teams tackles since 2014**. Thomas leads the team this season with 10 special teams stops, which is tied for seventh in the league. **He finished the 2016 season tied for the NFL lead with 19 special teams tackles**. In 2015, Thomas was named a first-team All Pro on special teams by Pro Football Focus.



**LB Mike Hull** was third in the NFL with 18 special teams tackles in 2016 and is tied for second on the team with five solo special teams tackles this season.

### MIAMI'S KICKOFF TEAM IS NFL'S BEST

The Dolphins kickoff coverage unit is the best in the NFL as opponents' average starting field position is just the 22.1-yard line following kickoffs, **a full yard better than anybody else in the league**.

### PARKEY HITS THE SPOT

Miami signed **K Cody Parkey** after training camp on Sept. 3 to take over placekicking duties, and he has played a big role in the team's victories. Parkey is 11-for-12 (91.7 pct.) in field goal attempts and has made three game-winning kicks this season. In Week 2, his first game with the Dolphins, **he kicked the longest game-winning field goal in team history**, a 54-yarder with 1:05 left to beat the L.A. Chargers. In Week 6, Parkey kicked a game-tying and game-winning field goal in the fourth quarter to win at Atlanta. **It was the first time in Parkey's four-year NFL career he made game-tying and game-winning kicks in the same contest**. Parkey also connected on a 39-yard game-winner with 22 seconds left to beat the N.Y. Jets in Week 7.

### PARKEY FROM LONG RANGE

**K Cody Parkey** has a track record for being accurate on long kicks. He is 6-for-7 all-time when kicking 50-plus yard field goals and **is the most accurate active NFL kicker on 50-plus yard kicks** (min: 6 att.).

#### 50+ YARD FIELD GOAL PERCENTAGE LEADERS (ACTIVE PLAYERS)

RNK	PLAYER	TEAM	FGM	FGA	PCT
1.	<b>CODY PARKEY</b>	<b>PHI./CLE./MIA.</b>	<b>6</b>	<b>7</b>	<b>85.7</b>
2.	Jake Elliott	Philadelphia	5	6	83.3
3.	Matt Prater	Atl./Den./Det.	43	55	78.2
4.	Stephen Gostkowski	New England	22	29	75.9
5.	Robbie Gould	Chi./NYG/SF	25	33	75.8

### MIGHTY MOUSE & JUICE RETURNING PUNTS

WR **Jakeem Grant** scored his first NFL touchdown in Week 5 of the 2016 season, when **he took a punt return 74 yards** to tie the game in the second quarter vs. Tennessee. It was **the seventh-longest punt return in team history** and **the fourth-longest punt return by a rookie**. WR **Jarvis Landry** posted a 69-yard punt return touchdown in Week 1 of the 2015 season at Washington.

With just one more punt returned for a touchdown, Grant or Landry would tie the team's all-time career leaders (**Freddie Solomon, Tom Vigorito** and **O.J. McDuffie** each had two career punt return touchdowns). **Grant and Landry are two of 37 active NFL players to have returned a punt for a touchdown in their career**.



# PRO BOWL<sup>18</sup> VOTE

**MIKE POUNCEY | C**

3-TIME PRO BOWL SELECTION

**CAMERON WAKE | DE**

8 SACKS THIS SEASON

**NDAMUKONG SUH | DT**

LEADS IN TOTAL TACKLES FOR DT SINCE 2010

**RESHAD JONES | S**

2 FUMBLE RECOVERIES FOR TOUCHDOWNS

**MICHAEL THOMAS | ST**

10 SPECIAL TEAMS TACKLES THIS SEASON

**JARVIS LANDRY | WR**

75 RECEPTIONS (2ND IN NFL)

**KENNY STILLIS | WR**

ON PACE TO TIE CAREER HIGH 63 REC.



## WHAT TO LOOK FOR

### **LB KIKO ALONSO...**

- Has 395 total tackles. Needs five tackles to reach 400 in his career.
- Has seven interceptions. Needs three interceptions to reach 10 in his career.

### **DE ANDRE BRANCH...**

- Has 158 total tackles. Needs 42 tackles to reach 200 in his career.
- Has 22.5 sacks. Needs 2.5 sacks to reach 25.0 in his career.

### **QB JAY CUTLER...**

- Has started 148 games. Needs two starts to reach 150 in his career.
- Has 4,762 pass attempts. Needs 238 pass attempts to reach 5,000 in his career.
- Has 2,957 completions. Needs 43 completions to reach 3,000 in his career.
- Has 34,069 passing yards. Needs 931 passing yards to reach 35,000 in his career.

### **LS JOHN DENNEY...**

- Extending his consecutive games played streak, which currently stands at a franchise-record 203, having played in every game in his 13-year career.
- Has played in 203 games. Needs to play two games to surpass Jason Taylor (204) for second place in team history for most games played.

### **RB KENYAN DRAKE...**

- Has one kickoff return touchdown. Needs one kickoff return touchdown to tie for second (Ted Ginn, Jr.) in all-time team history and one kickoff return touchdown to join Mercury Morris (1969-71) as the only Dolphins to return kickoffs for touchdowns in consecutive seasons.

### **TE ANTHONY FASANO...**

- Has 2,149 receiving yards as a Dolphin. Needs 307 receiving yards to surpass Bruce Hardy (2,455) for second place in team history among tight ends.
- Has 24 receiving touchdowns as a Dolphin. Needs two receiving touchdowns to surpass Bruce Hardy (25) and become the team's all-time leader among tight ends.
- Has 294 receptions. Needs six receptions to reach 300 in his career.
- Has 3,216 receiving yards. Needs 284 receiving yards to reach 3,500 in his career.
- Has 36 touchdown receptions. Needs four touchdown receptions to reach 40 in his career.

### **WR JAKEEM GRANT...**

- Has one punt return touchdown. Needs one punt return touchdown to tie the all-time team lead (Freddie Solomon, Tom Vigorito, O.J. McDuffie) and one punt return touchdown to join Freddie Solomon (1975-76) and Tom Vigorito (1981-82) as the only Dolphins to return punts for touchdowns in consecutive seasons.

### **DE WILLIAM HAYES...**

- Has 46 starts. Needs to start four games to reach 50 in his career.
- Has 332 tackles. Needs 18 tackles to reach 350 in his career.
- Has 35.5 sacks. Needs 4.5 sacks to reach 40.0 in his career.

### **S RESHAD JONES...**

- Has 9.5 sacks. Needs two sacks to surpass Jeremiah Bell (11) and become the team's all-time leader for most sacks by a defensive back.
- Has 622 tackles. Needs 28 tackles to reach 650 in his career.
- Has 18 interceptions. Needs two interceptions to reach 20 in his career.
- Has 43 passes defended. Needs seven passes defended to reach 50 in his career.

### **WR JARVIS LANDRY...**

- Has 363 receptions and can extend his NFL record for most receptions in the first four years of a career.
- Has 637 receiving yards this season. Needs 363 receiving yards to become the first player in Dolphins history with three consecutive 1,000-yard seasons.
- Has 3,688 receiving yards. Needs 312 receiving yards to reach 4,000 for his career.
- Has 19 receiving touchdowns. Needs one touchdown reception to reach 20 for his career.
- Has one punt return touchdown. Needs one punt return touchdown to tie the all-time team lead (Freddie Solomon, Tom Vigorito, O.J. McDuffie).

### **CB BOBBY McCAIN...**

- Has 93 total tackles. Needs seven tackles to reach 100 in his career.

### **S T.J. McDONALD...**

- Has 18 passes defended. Needs two passes defended to reach 20 in his career.

### **QB MATT MOORE...**

- Has played in 49 games. Needs to play in one game to reach 50 in his career.
- Has 6,938 passing yards. Needs 62 passing yards to reach 7,000 in his career.
- Has 45 passing touchdowns. Needs five passing touchdowns to reach 50 in his career.

### **WR DeVANTE PARKER...**

- Has 1,647 receiving yards. Needs 353 receiving yards to reach 2,000 in his career.
- Has 117 receptions. Needs 33 receptions to reach 150 in his career.
- Has eight receiving touchdowns. Needs two receiving touchdowns to reach 10 in his career.

### **K CODY PARKEY...**

- Has 67 field goals made. Needs eight field goals made to reach 75 in his career.
- Has 97 extra points made. Needs three extra points made to reach 100 in his career.
- Has 298 points scored. Needs two points to reach 300 in his career.

### **WR KENNY STILL...**

- Has played in 74 games. Needs to play in one game to reach 75 in his career.
- Has 207 receptions. Needs 43 receptions to reach 250 in his career.



## WHAT TO LOOK FOR

### DT NDAMUKONG SUH...

- Has played in 121 games. Needs to play in four games to reach 125 in his career.
- Has 121 starts. Needs four starts to reach 125 in his career.
- Extending his consecutive games started streak, which currently stands at 94. The current mark is second among all active NFL defensive tackles (Domata Peko, 123).
- Has 27 passes defended. Needs three passes defended to reach 30 in his career.

### TE JULIUS THOMAS...

- Has 2,360 receiving yards. Needs 140 receiving yards to reach 2,500 in his career.
- Has 35 receiving touchdowns. Needs five receiving touchdowns to reach 40 in his career.

### LB LAWRENCE TIMMONS...

- Has 35.5 sacks. Needs 4.5 sacks to reach 40.0 in his career.
- Has 13 forced fumbles. Needs two forced fumbles to reach 15 in his career.
- Has 12 interceptions. Needs three interceptions to reach 15 in his career.
- Has 44 passes defended. Needs six passes defended to reach 20 in his career.

### DE CAMERON WAKE...

- Has recorded 89.5 sacks in his Dolphins career. Needs 3.5 sacks to surpass Jason Taylor (92.5) for most sacks by a Dolphins player in the first nine seasons on the team.
- Has recorded five games with three-plus sacks in his career. Needs one game with three-or-more sacks to move into a tie for first place for the most games with three-plus sacks in franchise history, joining Jason Taylor (six games).
- Has eight sacks this season. Need two sacks to become the 11th player in NFL history (since 1982) and just the third in the past 15 years (John Abraham and Julius Peppers) to record a double-digit sack season at the age of 35 or older.
- Has 14 passes defended. Needs one pass defended to reach 15 in his career.
- Has 21 forced fumbles. Needs four forced fumbles to reach 25 in his career.

### RB DAMIEN WILLIAMS...

- Has scored nine touchdowns (three rushing and six receiving). Needs one touchdown for 10 in his career.



WR Jarvis Landry is the only player in Dolphins history to post four straight seasons of 70+ receptions



## THE DOLPHINS VS. THE BRONCOS

### A DOLPHINS WIN WOULD...

- Be Miami's first win against Denver since Nov. 2, 2008.
- Mark the team's first home win against the Broncos since Sept. 11, 2005.
- Give the Dolphins a 3-2 mark at Hard Rock Stadium this season. Miami has won at least three games at Hard Rock Stadium every year since 2010, despite playing just seven games at the venue in 2015 (and again this season).
- Snap a five-game losing streak.

### SERIES HISTORY

REGULAR SEASON: MIAMI LEADS 11-5-1  
POSTSEASON: DENVER LEADS 1-0

DATE	GAME
10/16/1966	at Miami 24, Denver 7
12/4/1966	at Denver 17, Miami 7
9/17/1967	at Miami 35, Denver 21
10/27/1968	at Denver 21, Miami 14
12/7/1969	at Miami 27, Denver 24
9/19/1971	Miami 10, at Denver 10 (tie)
12/20/1975	at Miami 14, Denver 13
9/29/1985	Miami 30, at Denver 26
12/21/1998	at Miami 31, Denver 21
1/9/1999	*at Denver 38, Miami 3
9/13/1999	Miami 38, at Denver 21
12/2/2001	at Miami 21, Denver 10
10/13/2002	Miami 24, at Denver 22
12/12/2004	at Denver 20, Miami 17
9/11/2005	at Miami 34, Denver 10
11/2/2008	Miami 26, at Denver 17
10/23/2011	Denver 18, at Miami 15 (ot)
11/23/2014	at Denver 39, Miami 36

\* AFC Divisional Round game



The last time the Broncos came to Miami, DE Cameron Wake had four solo tackles and two sacks on Oct. 23, 2011.

### CONNECTIONS

#### PRO CONNECTIONS

- Broncos **Head Coach Vance Joseph** served as Dolphins defensive coordinator in 2016. He helped lead the Dolphins to a 10-6 record and the playoffs for the first time since 2008. His defense ranked fourth in the NFL in 2016 on third down, holding opponents to a conversion rate of 36.2 percent.
- Several Dolphins coaches coached for the Broncos: **Head Coach Adam Gase** (2009-14; wide receivers, quarterbacks, offensive coordinator), **Linebackers Coach Frank Bush** (1995-2003; linebackers, secondary, special teams) and **Quarterbacks Coach Bo Hardegree** (2014; quarterbacks).
- Dolphins **QB Jay Cutler** was selected by the Broncos in the first round (11th overall) of the 2006 NFL draft. Cutler started 37 games for the Broncos in three seasons, amassing 9,024 passing yards and 54 touchdowns through the air and 423 rushing yards and three touchdowns on the ground. His 9,024 yards and 54 touchdowns rank 6th in Broncos history. Cutler was selected to the Pro Bowl in 2008.
- Dolphins **TE Julius Thomas** was selected by the Broncos in the fourth round (129th overall) of the 2011 NFL draft. After tallying just one catch for five yards in his first two seasons in Denver, Thomas totaled 108 receptions for 1,277 yards and 24 touchdowns in 2013 and 2014, being selected to the Pro Bowl in both seasons. His 12 touchdowns in a single season, were the most in history by a Broncos tight end and he is the only tight end in NFL history with back-to-back 12 touchdown seasons.
- Broncos **DT Domata Peko Sr.** (122) and Dolphins **DT Ndamukong Suh** (93) are the NFL's active leaders in consecutive starts by defensive tackles.
- Dolphins **Assistant Offensive Line Coach Chris Kuper** was selected by the Broncos in the fifth round (161st overall) of the 2006 NFL draft, playing his entire career in Denver from 2006-13. In eight seasons, he started 79 games and was selected to the Pro Bowl in 2012.
- Broncos **G Billy Turner** was selected by the Dolphins in the third round (67 overall) of the 2014 NFL draft. He played for the Dolphins from 2014-16, seeing action in 20 games and starting 14 in that span.
- Broncos **G Allen Barbre** was a member of the Dolphins in 2010 and went to training camp with the team in 2011.
- Broncos **Senior Personnel Advisor Tom Heckert** worked for the Dolphins from 1991-2000, starting off as a scout before ultimately becoming director of pro personnel in 2000.
- Dolphins **College Scout Lenny McGill** spent six seasons in the college scouting department with the Broncos from 2009-14.

#### COLLEGE CONNECTIONS

- Broncos **T Cyrus Kouandjio** (2011-13) played with Dolphins **RB Kenyan Drake** (2012-15), **S Maurice Smith** (2013-15) and **C/G Anthony Steen** (2009-13) at Alabama. Kouandjio and Steen both started on the offensive line for the 2012 National Championship team and were selected first team All-SEC in 2013.
- Dolphins **WR DeVante Parker** and Broncos **LB Deiontrez Mount** were part of the 2011 recruiting class at Louisville and played together from 2011-14. Dolphins **RB Senorise Perry** also played at Louisville from 2010-13.
- Dolphins **CB Bobby McCain** played with Broncos **G Ronald Leary** at Memphis in 2011 and with **QB Paxton Lynch** from 2012-14. In 2014, Lynch led the offense with 3,031 passing yards, 22 passing touchdowns and 13 rushing touchdowns, while McCain led the defense with five interceptions and two defensive touchdowns.
- Dolphins **WRs Rashawn Scott** (2011-15) and **Malcolm Lewis** (2012-16) played with Broncos **S Jamal Carter** (2013-16) at Miami (Fla.).
- Dolphins **DE Charles Harris** played with Broncos **DE Shane Ray** at Missouri from 2013-14 and **G Connor McGovern** from 2013-15. Ray led Missouri in 2014 with 14.5 sacks, while Harris led the team in 2015 and 2016 with 7.0 and 9.0, respectively.
- Dolphins **T Zach Sterup** played with Broncos **LB Zaire Anderson** at Nebraska from 2012-14 and **FB Andy Janovich** from 2012-15.
- Broncos **TE Virgil Green** and **LB Brandon Marshall** played with Dolphins **QB David Fales** at Nevada in 2009.
- Broncos **T Donald Stephenson** played with Dolphins **WR Kenny Stills** at Oklahoma from 2010-2011 and **DT Jordan Phillips** in 2011.
- Dolphins **G Isaac Asiata** played with Broncos **RB Devontae Booker** at Utah from 2014-15 and **T Garrett Bolles** in 2016. Bolles was selected first team all-Pac-12 in 2016 and Asiata was selected to the second team.

#### HIGH SCHOOL/HOMETOWN CONNECTIONS

- Dolphins **LS John Denney** grew up just outside of Denver in Thornton, Colo., attending Horizon High School from 1994-97.
- Several Broncos players are from Florida (high school, hometown): **S Jamal Carter** (Southridge, Miami), **TE Jeff Heurman** (Barron Collier, Naples), **QB Paxton Lynch** (Trinity Christian Academy, Deltona), **WR Isiah McKenzie** (American Heritage, Miami), **QB Trevor Siemian** (Olympia, Windermere), **S Justin Simmons** (Martin County, Stuart) and **DE Demarcus Walker** (Sandalwood, Jacksonville).





## THE DOLPHINS VS. THE BRONCOS

### SERIES FACTS (TEAM)

**MIAMI'S LARGEST MARGIN OF VICTORY:**

24 (at Miami 34, Denver 10, 9/11/05)

**DENVER'S LARGEST MARGIN OF VICTORY:**

35 (at Denver 38, Miami 3, 1/9/09 [AFC Divisional game])

**CURRENT SERIES STREAK:**

Denver 2 (10/23/11 – 11/23/14)

**MIAMI'S LARGEST WIN STREAK:**

3 (twice, last: 9/13/99 – 10/13/02)

**DENVER'S LARGEST WIN STREAK:**

2 (10/23/11 – 11/23/14)

**MOST POINTS BY MIAMI:**

38 (Miami 38, at Denver 21, 9/13/99)

**MOST POINTS BY DENVER:**

39 (at Denver 39, Miami 36, 11/23/14)

**MOST POINTS, BOTH TEAMS:**

75 (at Denver 39, Miami 36, 11/23/14)

**FEWEST POINTS BY MIAMI:**

3 (at Denver 38, Miami 3, 1/9/09 [AFC Divisional game])

**FEWEST POINTS BY DENVER:**

7 (at Miami 24, Denver 7, 10/16/66)

**FEWEST POINTS, BOTH TEAMS:**

20 (Miami 10, at Denver 10, 9/19/71)

### SERIES SUPERLATIVES

**DOLPHINS**

**RUSHING YARDS:**

151, Abner Haynes, at Miami, 9/17/67

**PASSING YARDS:**

390, Dan Marino, at Denver, 9/29/85

**RECEPTIONS:**

11, Greg Camarillo, at Denver, 11/2/08

**RECEIVING YARDS:**

161, Bo Roberson, at Denver, 12/4/66

**BRONCOS**

**RUSHING YARDS:**

199, Terrell Davis, at Denver, 1/9/99 (AFC Divisional game)

**PASSING YARDS:**

335, Brian Griese, at Denver, 10/13/02

**RECEPTIONS:**

10, Demaryius Thomas, at Denver, 11/23/14

**RECEIVING YARDS:**

126, Charley Mitchell, at Denver, 12/4/66

### DOLPHINS PLAYERS VS. THE BRONCOS

PLAYER	GP	RECORD	PASSING				
			A-C-I	YDS	PCT	TD	RTG
Jay Cutler	1	0-1	32-18-1	265	56.3	0	70.4
Matt Moore	1	0-1	33-22-0	197	66.7	1	92.6
<b>TOTALS</b>	<b>2</b>	<b>0-2</b>	<b>65-40-1</b>	<b>462</b>	<b>61.5</b>	<b>1</b>	<b>81.7</b>

PLAYER	GP	ATT	RUSHING				
			YDS	AVG	LG	TD	
Jay Cutler	1	3	29	9.7	18	0	
Matt Moore	1	2	-1	-1.0	0	0	
<b>TOTALS</b>	<b>2</b>	<b>5</b>	<b>28</b>	<b>5.6</b>	<b>18</b>	<b>0</b>	

PLAYER	GP	NO	RECEIVING			
			YDS	AVG	LG	TD
Anthony Fasano	7	16	200	12.5	24	4
Jarvis Landry	1	7	50	7.1	20	2
Damien Williams	1	1	-1	-1.0	-1	0
<b>TOTALS</b>	<b>9</b>	<b>24</b>	<b>249</b>	<b>10.4</b>	<b>24</b>	<b>6</b>

PLAYER	GP	KOR	KICKOFF RETURNS			
			YDS	AVG	LG	TD
Jarvis Landry	1	1	20	20.0	20	0
Damien Williams	1	1	20	20.0	20	0
<b>TOTALS</b>	<b>2</b>	<b>2</b>	<b>40</b>	<b>20.0</b>	<b>20</b>	<b>0</b>

PLAYER	GP	PR	PUNT RETURNS			
			YDS	AVG	LG	TD
Jarvis Landry	1	1	17	17.0	17	0
<b>TOTALS</b>	<b>1</b>	<b>1</b>	<b>17</b>	<b>17.0</b>	<b>17</b>	<b>0</b>

PLAYER	GP	SOLO	ASST	DEFENSE					
				SK	INT	PD	FF	FR	
Alterraun Verner	4	22	2	0.0	0	6	0	0	
Lawrence Timmons	5	19	4	1.0	0	0	0	0	
Cameron Wake	2	7	0	2.0	0	0	0	0	
William Hayes	3	5	1	0.0	0	0	0	0	
Walt Aikens	1	4	0	0.0	0	0	0	0	
Andre Branch	1	4	0	0.0	0	0	0	0	
T.J. McDonald	1	4	1	0.0	0	2	0	0	
Reshad Jones	1	2	2	0.0	0	0	0	0	
Ndamukong Suh	1	1	0	0.0	0	0	0	0	
<b>TOTALS</b>	<b>19</b>	<b>68</b>	<b>10</b>	<b>3.0</b>	<b>0</b>	<b>8</b>	<b>0</b>	<b>0</b>	



## THE DOLPHINS VS. THE BRONCOS

### HOW THEY COMPARE

BRONCOS		CATEGORY	DOLPHINS	
STAT	RNK		RNK	STAT
319.7	22	Total Offense	30	285.8
211.7	19	Passing Offense	22	206.6
108.0	16	Rushing Offense	29	79.2
17.9	26	Scoring Offense	30	15.8
36	28t	Sacks Allowed	13t	25
41.3	8	Third Down Offense	28	33.8
44.1	30	Red Zone Offense	8t	58.3
289.1	3	Total Defense	21	346.3
201.9	4	Passing Defense	17	228.5
87.2	4	Rushing Defense	25	117.7
25.5	27	Scoring Defense	30t	26.3
24	19t	Sacks	30	18
39.5	16	Third Down Defense	25	42.4
64.5	29	Red Zone Defense	32	75.0
8	31	Takeaways	27t	10
24	31	Giveaways	29	20

### STATISTICAL LEADERS

CATEGORY	BRONCOS		DOLPHINS	
	PLAYER	STAT	PLAYER	STAT
Completion Pct.	T. Siemian	60.8	J. Cutler	64.6
Passing Yards	T. Siemian	1,818	J. Cutler	1,602
Passer Rating	T. Siemian	79.2	J. Cutler	82.7
Rushing Yards	C. Anderson	585	J. Ajayi	465
Yards Per Carry	J. Charles	4.3	K. Drake	4.8
Rushing TDs	C. Anderson	2	K. Drake	1
Receptions	D. Thomas	58	J. Landry	75
Receiving Yards	D. Thomas	651	J. Landry	637
Receiving TDs	Two tied	3	J. Landry	6
Tackles	B. Marshall	76	R. Jones	80
Sacks	V. Miller	8.5	C. Wake	8.0
Interceptions	Five tied	1	Two tied	2
Forced Fumbles	S. Barrett	2	Two tied	2
Special Tms Tcks	A. Janovich	6	M. Thomas	10



WR Jarvis Landry had seven receptions for 50 yards (7.1 avg.) and two touchdowns in his lone career appearance against Denver on Nov. 23, 2014. It was the first multi-touchdown game of his career.



## THE LAST MEETING

# 2014 - WEEK 12

NOV. 23, 2014 | DENVER, COLO.  
SPORTS AUTHORITY FIELD  
ATTENDANCE: 76,987 | TV: CBS

### SCORING SUMMARY

## MIAMI 36

## DENVER 39

	1	2	3	4	F
Miami	7	14	7	8	36
Denver	3	14	0	22	39

Despite having to deal with a couple of significant injuries, the Dolphins had the lead most of the game at Sports Authority Field at Mile High. Unfortunately, they couldn't close things out and as a result left Denver with a disappointing 39-36 loss.

The Dolphins saw their record fall to 6-5 after squandering leads of 14-3, 21-10 and 28-17 against Peyton Manning and company.

Denver took its first lead of the game with 5:05 left in the fourth quarter and extended its margin to 39-28 after an interception set up Manning's fourth touchdown pass of the game, a 2-yarder to former Dolphins wide receiver Wes Welker.

The Dolphins refused to give up, though, and scored a late touchdown before Denver recovered an onside kick to all but clinch the victory.

The Denver interception, which was returned 37 yards by safety T.J. Ward after bouncing off the left hand of Jarvis Landry, came on a day when quarterback Ryan Tannehill overall had a strong performance, tying his career high with three touchdown passes and adding a rushing touchdown.

Landry caught two of Tannehill's TD passes, with the other going to Wallace. Daniel Thomas scored the other Dolphins touchdown on a 3-yard run in the first quarter.

Landry had the first two-touchdown game of his impressive rookie season.

One area where the Dolphins excelled was red zone offense. The Dolphins came into the game ranked 30th in the NFL in terms of touchdown percentage in the red zone but were 5-for-5 against Denver.

The Dolphins played the entire second half without starting left tackle Ja'Wuan James, who sustained a stinger, and then also lost cornerback Jamar Taylor to a shoulder injury in the second half.

Taylor was starting in the absence of veteran Cortland Finnegan, who missed his second consecutive game because of an ankle injury.

Despite the setbacks, the Dolphins led 28-17 before being outscored 22-8 in the fourth quarter.

### SCORING DRIVES

TEAM	QTR	TIME	PLAY (EXTRA POINT) (DRIVE INFO)	MIA	DEN
Dolphins	1	11:22	Da.Thomas 3 yd. run (C.Sturgis kick) (7-80, 3:38)	7	0
Broncos	1	4:10	B.McManus 38 yd. Field Goal (12-53, 7:12)	7	3
Dolphins	2	12:53	R.Tannehill 1 yd. run (C.Sturgis kick) (8-47, 3:47)	14	3
Broncos	2	7:08	D.Thomas 5 yd. pass from P.Manning (B.McManus kick) (11-77, 5:45)	14	10
Dolphins	2	1:54	M.Wallace 10 yd. pass from R.Tannehill (C.Sturgis kick) (10-87, 5:14)	21	10
Broncos	2	0:12	D.Thomas 14 yd. pass from P.Manning (B.McManus kick) (8-80, 1:42)	21	17
Dolphins	3	2:11	J.Landry 5 yd. pass from R.Tannehill (C.Sturgis kick) (4-12, 1:09)	28	17
Broncos	4	14:09	D.Thomas 5 yd. pass from P.Manning (P.Manning-E.Sanders pass) (9-60, 3:02)	28	25
Broncos	4	5:01	C.Anderson 10 yd. run (B.McManus kick) (11-70, 6:16)	28	32
Broncos	4	3:13	W.Welker 2 yd. pass from P.Manning (B.McManus kick) (2-8, 0:17)	28	39
Dolphins	4	1:34	J.Landry 1 yd. pass from R.Tannehill (Da.Thomas run) (9-84, 1:39)	36	39

## GAME STATISTICS

#### RUSHING (Att-Yds-TD):

Miami: L. Miller 12-59, Da. Thomas 3-19-1, R. Tannehill 4-15-1, L. James 2-4.  
Denver: C. Anderson 27-167-1, J. Thompson 5-33, E. Sanders 1-3, P. Manning 2-(-2).

#### PASSING (A-C-Y-TD-I):

Miami: R. Tannehill 36-26-228-3-1.  
Denver: P. Manning 35-28-257-4-0.

#### RECEIVING (Rec-Yds-TD):

Miami: J. Landry 7-50-2, B. Gibson 5-42, M. Wallace 4-35-1, D. Sims 4-31, B. Hartline 2-39, R. Matthews 2-24, L. Miller 1-8, D. Williams 1-(-1).  
Denver: D. Thomas 10-87-3, E. Sanders 9-125, C. Anderson 4-28, W. Welker 4-18-1, J. Tamme 1-(-1).

#### SACKS (Sk-Yds):

Miami: J. Jenkins 1-8.  
Denver: T. Knighton 1-12.

#### INTERCEPTIONS (Int-Yds):

Miami: None.  
Denver: T. Ward 1-37.

#### FORCED FUMBLES:

Miami: D. Williams 1.  
Denver: C. Harris 1, R. Moore 1, A. Talib 1.

#### FUMBLE RECOVERIES (No-Yds):

Miami: J. Denney 1-0.  
Denver: None.


#### TEAM STATS

	MIA	DEN
<b>First Downs</b>	<b>25</b>	<b>29</b>
Rushing	5	10
Passing	17	15
Penalty	3	4
<b>3rd-Down Efficiency</b>	<b>4 for 8</b>	<b>9 for 13</b>
<b>4th-Down Efficiency</b>	<b>1 for 1</b>	<b>1 for 1</b>
<b>Total Net Yards</b>	<b>313</b>	<b>450</b>
<b>Total Net Plays</b>	<b>58</b>	<b>71</b>
Average Gain	5.4	6.3
<b>Net Yards Rushing</b>	<b>97</b>	<b>201</b>
Rushes	21	35
Yards per Rush	4.6	5.7
<b>Net Yards Passing</b>	<b>216</b>	<b>249</b>
Completed - Attempted	26-36	28-35
Yards per Pass Play	5.8	6.9
Sacked - Yards Lost	1-12	1-8
Had Intercepted	1	0
<b>Punts - Average</b>	<b>3-160-53.3</b>	<b>1-45-45.0</b>
<b>Return Yardage</b>	<b>57</b>	<b>149</b>
Punts - Return Yards	1-17	3-12
Kickoffs - Return Yards	2-40	3-100
Interceptions - Return Yards	0-0	1-37
<b>Penalties - Yards</b>	<b>6-50</b>	<b>9-98</b>
<b>Fumbles - Lost</b>	<b>3-0</b>	<b>1-1</b>
<b>Red-Zone Efficiency</b>	<b>5 for 5</b>	<b>5 for 8</b>
<b>Goal-to-Go Efficiency</b>	<b>5 for 5</b>	<b>3 for 3</b>
<b>Time of Possession</b>	<b>25:43</b>	<b>34:17</b>



## MIAMI DOLPHINS 2017 DRAFT CLASS

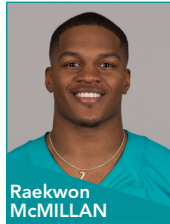
Rd 1 // Pick 22



**Charles HARRIS**

Missouri // DE  
6-3 // 260


Rd 2 // Pick 54



**Raekwon McMILLAN**

Ohio State // LB  
6-2 // 243

Rd 3 // Pick 97



**Cordrea TANKERSLEY**

Clemson // CB  
6-1 // 200

Rd 5 // Pick 164



**Isaac ASIATA**

Utah // G  
6-3 // 323

Rd 5 // Pick 178



**Davon GODCHAUX**

LSU // DT  
6-4 // 299

Rd 6 // Pick 194



**Vincent TAYLOR**

Oklahoma State // DT  
6-3 // 310

Rd 7 // Pick 237



**Isaiah FORD**

Virginia Tech // WR  
6-2 // 195

## MIAMI DOLPHINS 2017 UNDRAFTED ROOKIE CLASS



**Chase ALLEN**

Southern Illinois // LB  
6-4 // 241




**Matt HAACK**

Arizona State // P  
6-1 // 185




**Malcolm LEWIS**

Miami (Fla.) // WR  
5-10 // 190




**Cameron MALVEAUX**

Houston // DE  
6-6 // 270



**Torry McTYER**

UNLV // CB  
6-0 // 195



**Drew MORGAN**

Arkansas // WR  
6-0 // 193




**De'Veon SMITH**

Michigan // RB  
5-11 // 228



**Eric SMITH**

Virginia // T  
6-5 // 300



**Maurice SMITH**

Georgia // S  
6-0 // 195



## HARD ROCK STADIUM MODERNIZATION



Hard Rock Stadium is a global entertainment destination that encompasses art, culture, some of the best food in the region, diversity, an elevated fan experience and the best Miami has to offer. The venue serves as home to the Miami Dolphins, University of Miami football team, Orange Bowl, Super Bowl LIV and the 100th anniversary of the NFL, College Football Playoff Semifinals, major concerts, international soccer and a host of world-class events. This multi-purpose, open-air complex is in the midst of a multi-year, \$500 million renovation to enhance the fan experience. The modernization is being privately funded by Stephen Ross.



## #ARTUNEXPECTED

Goldman Global Arts and the Miami Dolphins collaborated to transform Hard Rock Stadium into a vibrant, monumental public art experience. Highlighting 18 artists from ten countries, the landmark mural project looks to create an artistic legacy and cement Hard Rock Stadium as an iconic, world class, cultural venue of Miami.

The collection at Hard Rock Stadium is one of the world's largest street art museums, curated by Goldman Global Arts. The exceptional line-up of international artists brings a variety of techniques and styles together to create a jaw-dropping tapestry of urban art contained in a single location.





## HARD ROCK STADIUM MODERNIZATION

### NEW SEATING PRODUCTS

Hard Rock Stadium's modernization included doubling unique seating experiences from 8 to 16. Some of the newest seating products include:


**The 72 Club:** The 598 seats in the 72 Club take the premium seating experience to another level. It's the most luxurious seating experience in all of South Florida sports and entertainment. Seats are double-padded, have 11 inches more legroom and are located at midfield. At any point in-game, guests are able to walk on the field on their way to a private club designed by the Rockwell Group.



**Living Room Boxes:** Hard Rock Stadium created four-person private Living Room Boxes. Located on the 35-yard line and within the Atos Club presented by Dell EMC and Ford Field Clubs in the end zones, Living Room Boxes are the biggest, most comfortable seats in the stadium. These boxes give guests the ability to watch replays and highlights on their own private screens.

**Hyundai Club:** The Hyundai Club is a club located between the 30-yard lines on the north side that offers wider, padded seats. The club is designed by the Rockwell Group.

**Corner Terraces:** The 100 level Corner Terraces provide a unique social experience where guests can watch the game from a high-top table and comfortable swivel chairs. Corner Terraces provide guests the enjoyment of sitting with family or friends without being confined to a row of seats.



### PHASE I

Phase I of the project that was completed for the 2015 season changed every seat in the stadium, rebuilt the concourses on the 100 and 300 levels, reduced capacity from 76,018 to 64,767, moved seats 25 feet closer to the field on the north and south sidelines, introduced five new premium spaces and allowed fans to enjoy improved food, enhanced concourses and 16 new restroom facilities throughout the venue.

Hard Rock Stadium's renovation stands apart in enhancing every fan experience. In delivering a new caliber of luxury, Phase I introduced The NINE hosted by Aston Martin Residences Miami, The 72 Club, the Hyundai Club, Ford Field Club and the Atos Club presented by Dell EMC.

For the everyday fan, new seating experiences debuted in the corner terraces, providing a unique social experience where guests watch the game from a half-round table and comfortable swivel chairs. Corner Terraces provide guests the enjoyment of sitting with family or friends without being confined to a row of seats.

**The NINE hosted by Aston Martin Residences Miami:** The NINE hosted by Aston Martin Residences Miami are nine open-air suites between the 30-yard lines that connect to a private club designed by the Rockwell Group. The NINE offers the best view of the field with the convenience of a private club.





## HARD ROCK STADIUM MODERNIZATION

### PHASE II

For the 2016 season, a state-of-the-art canopy was installed that keeps as many as 92 percent of fans in the shade and protected from the rain along with four giant high-definition video boards.

On Aug. 17, 2016, the Miami Dolphins christened the second phase of the renovation with a landmark 18-year naming rights agreement with Hard Rock International to name the newly renovated facility Hard Rock Stadium.

#### Video Boards

- Four 1,472-inch screens in each corner of the stadium for a total of 22,400 sq. ft. – the largest in the AFC East (compared to 12,000 total square footage in old stadium).
- A total of 18 million LEDs will showcase game day on the boards.
- High-definition picture positioned for easy sightlines for every fan.

**Miami Dolphins**  
TOTAL: 22,400 SQ. FT.



**NEW YORK JETS**  
TOTAL: 14,160 SQ. FT.



**BUFFALO BILLS**  
TOTAL: 12,253 SQ. FT.



**NEW ENGLAND PATRIOTS**  
TOTAL: 11,306 SQ. FT.



#### SHADE CANOPY

- Shades approximately 92 percent of fans (increase from 17 percent in old stadium).
- The shade canopy is approximately 626,000 square feet [14.37 acres] and is comprised of 17,000 tons of steel.
- Covering the remainder of the canopy area [94,000 square feet] immediately adjacent to the ocular over the field is a translucent material called ETFE. This material provides supplemental light in the bowl while reducing solar heat.
- Four spires rise an additional 200 feet above the roof surface achieving a total height of 357 feet from the ground. Several steel cables secured at the top of each spire will be extended to the roof to provide additional structural support. Cable diameters range between 3.5" to 5.5" in diameter.

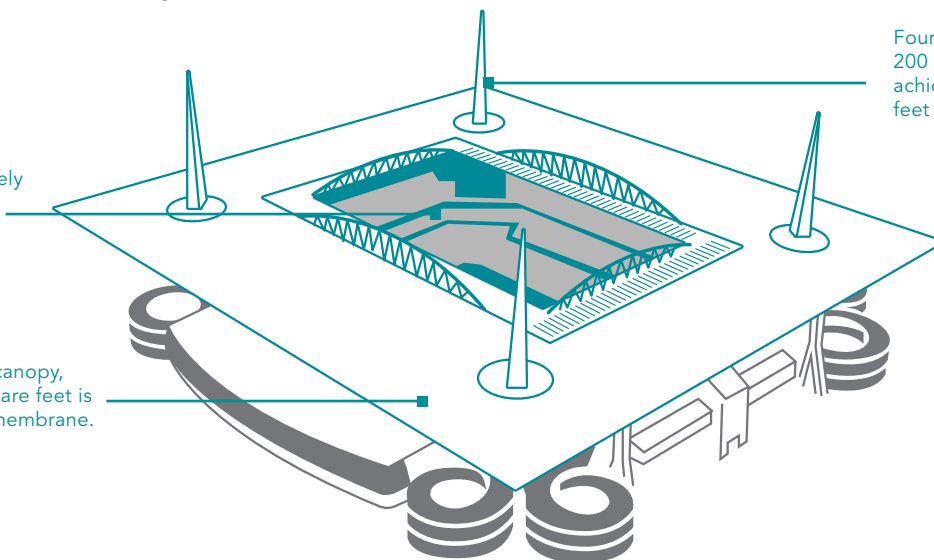
#### FIELD FACTS

- First team in the NFL to use Paspalum Platinum (shorter versions are Platinum TE or TE). The TE species works well in warm climates with growth not hindered in shade.
- Texture: Courser, thicker grass
- Feel: TE is thicker and lusher so there is a difference in feel and cushion in footing
- Sustainability: More shade tolerance
- Growth: TE grows aggressively and requires less nitrogen in the fertilizer than Bermuda.
- Color Variation: TE is a lighter green shade.

Shades approximately 92 percent of fans (increase from 17 percent currently).

The main area of canopy, some 530,000 square feet is a single ply TPO membrane.

Four Spires rise an additional 200 feet above the roof surface achieving a total height of 357 feet from the ground





## HARD ROCK STADIUM MODERNIZATION

### ALL NEW BANKUNITED CLUB LEVEL

The 2017 renovation brought additional luxury to the midsection of the stadium, renovating the BankUnited Club Level.

- Hard Rock Stadium's 147 suites were completely renovated during the 2016-2017 offseason. These suites offer luxury and comfort in the ultimate setting to watch any event.
- Suites vary in size from 10 seats up to 50 seats offering air conditioning and NFL Sunday Ticket, multi-feed sound systems, refrigerators, ice-makers and private telephone services.
- Suite attendants provide personal service in each suite during the games. Centerplate caters the suites with a wide-variety of food and beverages from which to choose.

New in 2017, Hard Rock Stadium features Theatre Boxes on the BankUnited Club Level. These 4-6 person individual boxes are located in a shared suite environment with inclusive food and beverage. Hard Rock Stadium also debuted four new corner clubs, – including the new UHealth, University of Miami Health System Cornerstone Club – giving suite members access to the corner's interior space and bar.



### PHASE III

Unveiled in 2017 are remodeled, modernized suites throughout the stadium offering a more intimate club space on the BankUnited Club Level with improved amenities and food, as well as the addition of theatre boxes and four new corner clubs.

Phase III of the renovation brought new party terraces on the 300 level of Hard Rock Stadium. These party terraces have a bar that services guests on the concourse, as well as a double-sided bar with awesome views of the field. Each corner includes two semi-private spaces that each can hold up to 100 people – creating a new experience for a total of 800 guests per event. The Dolphins additionally have made a commitment to donate a party terrace of 100 military tickets each game to local troops serving our country.

Throughout Phase III of the renovation, the exterior of the facility saw enhancements in the redesign of the parking lots and landscaping.

### A NEW LUXURY PARTNERSHIP

Hard Rock Stadium has attracted world-renowned iconic brands to the space, including a great partnership with Aston Martin Residences Miami. Luxury real estate company G&G Business Developments and the Miami Dolphins announced a long-term partnership to rename The NINE hosted by Aston Martin Residences at 300 Biscayne Boulevard Way.

During the Phase III renovations, The NINE also received new teak flooring, enhancing the most luxurious atmosphere in sports to create the feel of watching a game from the back of a yacht.







## MIAMI DOLPHINS TACKLE SOCIAL JUSTICE

### MIAMI DOLPHINS CREATE SOCIAL JUSTICE GRANT PROGRAM TO IMPACT SOUTH FLORIDA COMMUNITY

**Miami, FL** – The Miami Dolphins announced the creation of a social justice grant program. Launching Dec. 1, the team will earmark funds to impact organizations in need that are involved in community engagement, education or justice reform. The grant program will be guided by an advisory committee of Dolphins players and staff.

The social justice grant program is a part of a yearly fund for advocacy and social justice programs created by Stephen Ross and Dolphins players. During the 2017-18 season, the team will create a Project Change Scholarship, sponsor the Police Athletic League of North Miami and host a police and youth conference in conjunction with the 5000 Role Models Excellence Project.

These initiatives will be in addition to the previous work in this space through the team's collaboration with the Ross Initiative in Sports for Equality (RISE). Founded and created by Ross in Oct. 2015, RISE harnesses the unifying power of sports to improve race relations and drive social progress. Since its founding, RISE programs have reached more than 30,000 students, coaches and athletic staff at the high school, collegiate and professional level. To learn more about RISE, visit [risetowin.org](http://risetowin.org).

### MIAMI DOLPHINS CREATE PROJECT CHANGE SCHOLARSHIP TO INSPIRE NEXT GENERATION OF SOCIAL JUSTICE LEADERS

**Miami, FL** – The Miami Dolphins announced the creation of the Project Change Scholarship, a program that will identify one high school student each year and pay for their tuition to college over a four-year period. Launching Dec. 1, the goal of the scholarship is to target students to impact their lives, so they can make a change in their community.

Requirements for the Project Change Scholarship include:

- Maintain a GPA of 3.0.
- Complete at least 40 hours a community service a semester in social justice programs.
- Write an essay on what change they want to see in the community and how the scholarship will achieve that change.
- Accepted into a community college or university.

The Project Change Scholarship is a part of a yearly fund for advocacy and social justice programs created by Miami Dolphins Owner Stephen Ross and Miami Dolphins players. During the 2017-18 season, the team will create a social justice grant program, sponsor the Police Athletic League of North Miami and host a police and youth conference in conjunction with the 5000 Role Models Excellence Project.



*WR Kenny Stills meets officers from the North Miami Police Department*

### 5000 ROLE MODELS AND MIAMI DOLPHINS ANNOUNCE POLICE AND YOUTH CONFERENCE

**Miami, FL** – The Miami Dolphins announced they will partner with the 5000 Role Models Excellence Project to host a conference at Hard Rock Stadium designed to promote positive interaction between youth and law enforcement. The conference will take place on Feb. 20, 2018.

The sponsorship of the conference is a part of a yearly fund for advocacy and social justice programs created by Owner Stephen Ross and Miami Dolphins players. During the 2017-18 season, the team will create a social justice grant program, the Project Change Scholarship and sponsor the Police Athletic League of North Miami.

### MIAMI DOLPHINS HELP SPONSOR NORTH MIAMI POLICE ATHLETIC LEAGUE

**Miami, FL** – The Miami Dolphins announced they will help sponsor programs associated with the Police Athletic League of North Miami (PAL of North Miami). The sponsorship comes after a meeting on Oct. 10 with representatives from the Miami Dolphins and members of the North Miami Police Department. As a result of these productive conversations about community policing and engagement, a partnership was created through funding of PAL of North Miami program and additional ride along events.

The PAL of North Miami sponsorship is a part of a yearly fund for advocacy and social justice programs created by Owner Stephen Ross and Miami Dolphins players. During the 2017-18 season, the team will create a social justice grant program, the Project Change Scholarship and host police and youth conferences in conjunction with the 5000 Role Models Excellence Project.



## MY CAUSE, MY CLEATS



For the second season, several members of the Dolphins will join players throughout the league today in sharing causes important to them through the NFL's My Cause, My Cleats campaign.

More than 1,300 players around the NFL are expected to wear cleats bearing logos of organizations that support causes important to them. The initiative was the result of collaboration between the NFL and players, and it included players sharing their stories with The Players' Tribune.

The players involved in the project will have the opportunity after the game to auction off their cleats at NFL Auction, with all the funds raised to be donated to nonprofit charities selected by the players.

Every cleat tells a story.

Kenyan Drake spent many summers in middle school and high school at the Boys & Girls Club in Atlanta and his cleats support the Boys & Girls Club of Broward County. Charles Harris' cleats support the Multiple Sclerosis Foundation as his mother has MS. William Hayes' cleats support autism at the Wiley Center for Speech and Language Development as his son was diagnosed at the age of four with autism. Vincent Taylor is wearing cleats in support of FEMA, after he and his family were devastated by Hurricane Katrina. Jordan Lucas is supporting Autism Speaks as his brother has autism. Michael Thomas is supporting the First Step Program at the Van Duzer Foundation and RISE to help to raise awareness, improve relations and bridge the communication gap between law enforcement and our communities.

"I grew up with a brother who's autistic," Lucas said. "That really hits home for me. I've been involved in events my whole life. I really have a deep appreciation for people with autism because when you're a kid you grow up, a lot of people make fun of people of autism because they really truly don't understand it. My reason for doing this is just to represent my little brother because they're normal to me. I don't see a difference in them. They just process things a little differently, they handle things a little differently, and that's fine. That doesn't make them any different from me."

"The foundations that I'm working with, the First Step program at the Scott Van Duzer Foundation and RISE, are great programs," Michael Thomas said. "Especially in light of all that's going on in our country right now, the protests and all that. Actually, getting our authorities, like the police officers, who work with their community that they serve to come together. If there were more programs like that in our country, there would be less tragic incidents going on. It's a great opportunity to shed a light and raise awareness for this program that's going on."

Other Dolphins players involved in the My Cause, My Cleats campaign include Walt Aikens (American Diabetes Association), Isaac Asiata (Susan G. Komen), Andre Branch (RISE), Jake Brendel (Air Force), Leonte Carroo (Pediatric cancer and breast cancer), Jesse Davis (Wounded Warrior Project), John Denney (Island Dolphin Care), Kenyan Drake (Boys & Girls Club of Broward County), Thomas Duarte (Down Syndrome), Terrence Fede (Sickle Foundation), Jakeem Grant (Prostate Cancer), MarQueis Gray (Epilepsy and Leukemia), Ja'Wuan James (Alopecia Areata), Malcolm Lewis (American Cancer Society), Bobby McCain (Military), Mike Pouncey (Team Pouncey Foundation), Eric Smith (Autism and diabetes), Anthony Steen (Cancer), Kenny Stills (Dreambuilders Foundation), Ndamukong Suh (Ndamukong Suh Family Foundation), Julius Thomas (Arts for Learning Miami), Alterraun Verner (Brittiircares International), Cameron Wake (Injustice and social movement), Gabe Wright (Do the Wright Thing) and Sam Young (Dolphins Cancer Challenge).





## MIAMI DOLPHINS IN THE COMMUNITY

### MIAMI DOLPHINS COLLABORATE WITH FACEBOOK & ASBN TO LIVE STREAM HIGH SCHOOL FOOTBALL GAMES ACROSS MIAMI-DADE AND BROWARD COUNTIES

**Miami, Fla.** – The Miami Dolphins announced they are working with Facebook and ASBN to become the first NFL team to live stream high school football games on the social platform. The games, featuring teams from Miami-Dade and Broward counties, will be available to people on Watch, Facebook’s new platform for shows. Fans can add these games to their watchlist by following the [Miami Dolphins High School Live Show Page](#).

Prior to kickoff, the Dolphins also will stream “The Audible: Football Fridays,” a 30-minute program hosted by former Dolphins Kim Bokamper and Joe Rose. The social and interactive show promotes high school football in both counties, talks about the upcoming Dolphins game and is available on Facebook, Periscope and YouTube. The show’s earlier announced slate of games now features five rescheduled matchups due to Hurricane Irma.

The first streamed contest featured Deerfield Beach High School vs. St. Thomas Aquinas High School on Friday, Oct. 6 at 7 p.m. ET. Those tuning into the broadcast will hear analysis and discussion from correspondents and audience interaction will be encouraged via live chats.

“By working with Facebook and ASBN, the Miami Dolphins are once again proving to be innovative adaptors by bringing football and technology together,” Miami Dolphins Senior Vice President of Communications & Community Affairs Jason Jenkins said. “This program will further our mission of celebrating youth football in South Florida and now bring the stories of these coaches, players and teams to a national audience.”

#### MIAMI DOLPHINS HIGH SCHOOL LIVE & “THE AUDIBLE: FOOTBALL FRIDAYS” SCHEDULE

DATE	TIME	GAME	LOCATION
10/6	7 p.m.	Deerfield Beach at St. Thomas Aquinas	St. Thomas Aquinas
10/13	7 p.m.	American Heritage at Cardinal Gibbons	Cardinal Gibbons
10/20	7 p.m.	Miami Northwestern vs. Miami Central	Traz Powell Stadium
10/27	7 p.m.	Miramar at Western	Western
11/3	7 p.m.	Miramar at St. Thomas Aquinas	St. Thomas Aquinas



Joe Rose and Kim Bokamper host The Audible: Football Friday and were joined by Dolphins CB Jordan Lucas and SVP of Alumni Relations and Dolphins alumni Nat Moore



## MIAMI DOLPHINS IN THE COMMUNITY

### MIAMI DOLPHINS AND ROSS INITIATIVE IN SPORTS FOR EQUALITY (RISE) ANNOUNCE YOUTH PROGRAMS WEEK 12 AWARD WINNERS

**Miami** – The Miami Dolphins and the Ross Initiative in Sports for Equality (RISE) announced their Week 12 award winners in a program designed to recognize the members of the community who have demonstrated their commitment to being leaders on and off the field.


Each week, the Dolphins identify a high school coach of the week, high school player of the week, youth player of the week and team mom of the week. Award recipients are presented with a plaque on the field during a Dolphins home game at Hard Rock Stadium and receive acknowledgement of their accomplishment in the game program and through the Dolphins’ and RISE’s social media platforms. They also receive tickets to a Miami Dolphins home game, access to the Dolphins/RISE pregame tailgate and a Dolphins/RISE T-shirt. For each home game, the Dolphins identify a team of the week and they will be on the field during the national anthem. The program concludes at the Dolphins-Patriots game on December 11 where the Dolphins will honor yearly award winners in all categories with the exception of the team of the year.



Youth Player of the Week Caleb Solomon (Miramar Wolverines 10U)

#### Week 12 Winners:

- High School Coach of the Week: **Adam Ratkevich** from Western High School. The Wildcats overcame a 12-point fourth quarter deficit to beat Palm Beach Central 14-12 to reach the 8A regional semifinals. The Wildcats will face Atlantic this week with a spot in the state semifinals on the line.
- High School Player of the Week: **Miles Jones** from American Heritage Plantation. Jones accounted for 285 yards and three touchdowns as the Patriots defeated Orlando Bishop Moore 56-27. Jones will attend Vanderbilt University in the fall.
- Youth Player of the Week: **Caleb Solomon** from the Miramar Wolverines 10U of the American Youth Football League. Solomon threw two touchdown passes and rushed for two more touchdowns as the Wolverines defeated West Pines 34-0.
- Team Mom of the Week: **Natacha Horta** from the Miami Gardens Vikings 13U of the Florida Youth Football League. She is a single mother of five and is one of the best team moms in the Miami Gardens Vikings park. Horta goes above and beyond for her 13U team. She has been known to sacrifice the money she has to pay bills to make sure that every player on her team has whatever they need for game days. Horta is the most selfless person in the park and without a doubt she is the Miami Gardens Vikings most valuable team mom.



Team Mom of the Week Natacha Horta (Miami Gardens Vikings 13U)



Western HS Head Coach Adam Ratkevich and Dolphins Youth Programs Manager Troy Drayton



High School Player of the Week Miles Jones (American Heritage Plantation)



## DOLPHINS RADIO

### CEFALO, GRIESE, ROSE AND BOKAMPER RETURN ON MIAMI DOLPHINS RADIO NETWORK IN 2017

On May 19, 2016, the Miami Dolphins announced a multi-year radio broadcast rights partnership with Miami's Sportsradio 560 WQAM, with the station becoming the official English flagship radio partner of the franchise. In addition, all Dolphins games are simulcast on KISS 99.9 FM "South Florida's NEW Country" and feature expanded pre-, halftime and postgame shows. The games also can be heard on Dolphins.com and throughout South and Central Florida on a variety of stations that make up the Miami Dolphins Radio Network.

The Dolphins previously had their games broadcast on Miami's Sportsradio 560 WQAM during the 1997-2004 and 2007-09 seasons.



Bob Griese, Joe Rose and Jimmy Cefalo



As part of the agreement, Sportsradio 560 WQAM has the English radio broadcast rights for all preseason, regular season and playoff games. Dolphins fans who tune into Miami's Sportsradio 560 WQAM have the opportunity to listen to live broadcasts of Head Coach Adam Gase's day-after-game press conferences and "Dolphins Friday," a day of Dolphins-centric content on the station featuring interviews with players, coaches and team executives. Additionally, CBS Radio Miami promotes Miami Dolphins Foundation and community initiatives across multiple platforms.



The preseason English radio broadcast team on Sportsradio 560 WQAM consists of three Dolphins alumni in the booth. Former wide receiver Jimmy Cefalo handles the play-by-play duties with former tight end Joe Rose and, for select games, former Hall of Fame defensive end Jason Taylor providing the game analysis. During the regular season, Cefalo and Rose are joined by former Hall of Fame quarterback Bob Griese serving as an analyst with former Dolphins Pro Bowl linebacker/defensive end Kim Bokamper reporting from the sidelines.



Univision Deportes Radio 1140 AM is the Dolphins official Spanish radio broadcast partner for all preseason, regular season and playoff games. Raul Striker Jr. handles play-by-play duties with Eduardo Martell as a color analyst. WQBA 1140 AM additionally airs a pregame show and postgame show.

The following is a list of radio stations on The Miami Dolphins Radio Network in 2017 (as of printing):

#### 2017 MIAMI DOLPHINS RADIO NETWORKS

LOCATION	NETWORK	LOCATION	NETWORK
Fort Lauderdale	WQAM 560 AM	Miami	KISS 99.9 FM
Fort Lauderdale	KISS 99.9 FM	Miami	WQBA 1140 AM
Fort Lauderdale (Spanish)	WQBA 1140 AM	Orlando	ESPN 580 AM
Fort Myers	WRXK 96.1 FM	Port St. Lucie	WPSL AM 1590
Key West	WKWF 1600 AM	West Palm Beach	ESPN 106.3 FM
Miami	WQAM 560 AM	West Palm Beach	ESPN Deportes 760 AM (Spanish)
Miami	WQAM 560 AM	West Palm Beach	ESPN Deportes 760 AM (Spanish)



## HALL OF FAME DEFENSIVE END/LINEBACKER JASON TAYLOR

Defensive end Jason Taylor was elected to the Pro Football Hall of Fame on Feb. 4, 2017 and inducted into the Hall of Fame on Aug. 5, 2017.

### JASON TAYLOR BY THE NUMBERS

- 2** One of two Dolphins defenders to be elected to the Hall of Fame, joining Nick Buoniconti.
- 3** First-team All-Pro selections (2000, 2002, 2006). He also earned a second-team All-Pro selection in 2001.
- 5** One of five Dolphins to be elected to the Hall of Fame in his first year of eligibility, joining Don Shula, Dan Marino, Jim Langer and Paul Warfield.
- 6** Pro Bowl selections in his career (2000, 2002, 2004-07).
- 6** Number of double-digit sack seasons in his 15-year NFL career.
- 9** Touchdowns scored in his career - all with Miami. Six were scored via fumble return and the other three were on interception returns. It's the highest number of touchdowns in NFL history by a player who was primarily a defensive lineman or linebacker.
- 10** One of 10 defensive linemen to ever be elected to the Hall of Fame in his first year of eligibility, joining Joe Greene, Deacon Jones, Bob Lilly, Gino Marchetti, Merlin Olsen, Warren Sapp, Bruce Smith, Randy White and Reggie White.
- 11.5** The most number of career sacks he had on an individual quarterback, New England's Tom Brady.
- 26** Number of multi-sack games in his 15-year NFL career.
- 29** Number of opponent fumble recoveries in his career, tying the NFL record with Jim Marshall.
- 30** Total number of teams he recorded at least 0.5 sack against in his career. The only two teams he didn't record a sack against were Kansas City and the New York Giants.
- 70** Total number of different quarterbacks that he sacked in his 15-year NFL career.
- 99** Total passes defended, the most by an NFL defensive lineman since the stat became official in 1994.
- 139.5** Total number of sacks in his 15-year NFL career, which is a Dolphins team record and ranks No. 7 in NFL history.
- 2006** The year he won the NFL's Defensive Player of the Year award when he recorded 13.5 sacks, nine forced fumbles, two fumble recoveries and two interceptions.
- 2007** The year he won the NFL's Walter Payton Man of the Year Award, the only league honor that recognizes both on-field and off-field contributions.





## DEPTH CHART

OFFENSE						
POS	NO	NAME (GP/GS)	NO	NAME (GP/GS)	NO	NAME (GP/GS)
WR	10	Kenny Stills (11/11)	88	Leonte Carroo (10/0)		
LT	67	Laremy Tunsil (11/11)	79	Sam Young (5/1)		
LG	62	Ted Larsen (3/3)				
C	51	Mike Pouncey (11/11)	64	Jake Brendel (11/0)		
RG	74	Jermon Bushrod (10/10)	68	Isaac Asiata (0/0)		
RT	77	Jesse Davis (11/5)	71	Zach Sterup (1/0)		
TE	89	Julius Thomas (11/9)	80	Anthony Fasano (11/5)	48	MarQueis Gray (11/0)
QB	6	Jay Cutler (9/9)	8	Matt Moore (4/2)	9	David Fales (0/0)
RB	26	Damien Williams (11/4) - <b>OR</b> -	32	Kenyan Drake (11/1)	34	Senorise Perry (11/0)
WR	14	Jarvis Landry (11/11)	87	Rashawn Scott (0/0)		
WR	11	DeVante Parker (8/7)	19	Jakeem Grant (11/0)		






















DEFENSE						
POS	NO	NAME (GP/GS)	NO	NAME (GP/GS)	NO	NAME (GP/GS)
DE	50	Andre Branch (10/10)	90	<u>Charles Harris</u> (11/1)	78	Terrence Fede (11/0)
DT	93	Ndamukong Suh (11/11)	56	<u>Davon Godchaux</u> (11/5)		
DT	97	Jordan Phillips (8/6)	96	<u>Vincent Taylor</u> (9/0)		
DE	91	Cameron Wake (11/11)	95	William Hayes (10/0)		
LB	47	Kiko Alonso (11/11)	46	Neville Hewitt (1/0)		
LB	59	<u>Chase Allen</u> (11/2)	45	Mike Hull (11/3)		
LB	94	Lawrence Timmons (9/9)	44	Stephone Anthony (3/0)		
CB	30	<u>Cordrea Tankersley</u> (9/9)	28	Bobby McCain (11/3)	35	Walt Aikens (11/0)
CB	25	Xavien Howard (11/11)	42	Alterraun Verner (11/0)	33	<u>Torry McTyer</u> (3/0)
S	20	Reshad Jones (11/11)	31	Michael Thomas (11/2)	21	Jordan Lucas (6/0)
S	22	T.J. McDonald (3/3)	27	<u>Maurice Smith</u> (6/0)		

SPECIAL TEAMS								
POS	NO	NAME (GP/GS)	NO	NAME (GP/GS)	NO	NAME (GP/GS)	NO	NAME (GP/GS)
K	1	Cody Parkey (11/0)						
P	16	<u>Matt Haack</u> (11/0)						
KO	1	Cody Parkey (11/0)	16	<u>Matt Haack</u> (11/0)				
H	16	<u>Matt Haack</u> (11/0)						
LS	92	John Denney (11/0)						
KOR	19	Jakeem Grant (11/0)	32	Kenyan Drake (11/1)	26	Damien Williams (11/4)	34	Senorise Perry (11/0)
PR	19	Jakeem Grant (11/0)	32	Kenyan Drake (11/1)				

*Underlined players are rookies  
\* Did not play last week due to injury*



## PROJECTED CONTRIBUTORS: OFFENSE

<b>QB 6</b>		<b>JAY CUTLER   6-3   231   VANDERBILT</b> <ul style="list-style-type: none"> <li>• <b>LAST GAME:</b> at New England (11/26): Inactive due to injury.</li> <li>• Has 23 fourth-quarterback comebacks in his career, including two this yr.</li> <li>• Completed multiple TD passes in four of his past five games.</li> <li>• His 221 career TD passes are ninth among active NFL quarterbacks.</li> </ul>	<b>MATT MOORE   6-3   219</b>		<b>QB 8</b> <ul style="list-style-type: none"> <li>• Threw for 282 yards in the second half of Week 11, the fourth-most in a second half in Dolphins history.</li> <li>• Second in NFL with 118.8 passer rating in the red zone in 2016 (min. 6 attempts).</li> </ul>
<b>RB 26</b>		<b>DAMIEN WILLIAMS   5-11   224   OKLAHOMA</b> <ul style="list-style-type: none"> <li>• <b>LAST GAME:</b> at New England (11/26): 8 att. for 38 yds., 3 rec. for 14 yds.</li> <li>• Made first career start in Week 9 and scored on 10 yd. receiving TD.</li> <li>• Set career highs in rushing (78) and longest rush (69 yds.) in Week 11.</li> <li>• Has more receiving yards (733) than rushing yards (477) in his career.</li> </ul>	<b>SENORISE PERRY   6-0   210</b>		<b>RB 34</b> <ul style="list-style-type: none"> <li>• Partially blocked a punt in the season opener at L.A. Chargers.</li> <li>• Spent 11 games on Dolphins practice squad in 2016.</li> <li>• Has 15 career special teams tackles.</li> </ul>
<b>RB 32</b>		<b>KENYAN DRAKE   6-1   211   ALABAMA</b> <ul style="list-style-type: none"> <li>• <b>LAST GAME:</b> at New England (11/26): 9 att. for 20 yds., 3 rec. for 27 yds. and 1 TD.</li> <li>• Set career high with 69 rushing yards in Week 9 and then again with 82 rushing yards in Week 10.</li> <li>• Caught his first career receiving TD (8 yards) last week at New England.</li> </ul>	<b>LEONTE CARROO   6-1   215</b>		<b>WR 88</b> <ul style="list-style-type: none"> <li>• Set career highs in Week 8 with six receptions for 48 yards (8.0 avg.).</li> <li>• Caught first career touchdown on a 15-yard reception vs. San Francisco on 11/27/16.</li> <li>• Selected in the third round of the 2016 NFL draft.</li> </ul>
<b>WR 14</b>		<b>JARVIS LANDRY   5-11   208   LSU</b> <ul style="list-style-type: none"> <li>• <b>LAST GAME:</b> at New England (11/26): 8 rec. for 70 yds. (8.8 avg.).</li> <li>• Has 363 career receptions, most in NFL history in first four years of a career.</li> <li>• Second in the NFL with 75 receptions this season.</li> <li>• Already has a career high this year with six receiving TDs.</li> </ul>	<b>KENNY STILLS   6-1   196   OKLAHOMA</b>		<b>WR 19</b> <ul style="list-style-type: none"> <li>• Caught four passes for 141 yds. (35.3 avg.) including a 65-yard TD in final preseason game at Minnesota (8/31).</li> <li>• Shifted from slot to outside receiver in 2017.</li> <li>• Recorded the first three catches of his career this year.</li> </ul>
<b>WR 10</b>		<b>DEVANTE PARKER   6-3   212   LOUISVILLE</b> <ul style="list-style-type: none"> <li>• <b>LAST GAME:</b> at New England (11/26): 1 rec. for 5 yds.</li> <li>• Is third on the team with 409 receiving yards in just eight games.</li> <li>• Has the seventh-most career receiving yards (1,647) among players entering NFL in 2015 or later.</li> </ul>	<b>JULIUS THOMAS   6-5   262   PORTLAND STATE</b>		<b>TE 80</b> <ul style="list-style-type: none"> <li>• Among all-time Dolphins tight ends leaders, he is second in TDs (24), third in receptions (184) and third in receiving yds. (2,149).</li> <li>• Started 81 games in 5 seasons with Miami (2008-12, 2017).</li> <li>• Played in 49 consecutive games dating back to 2014.</li> </ul>
<b>WR 11</b>		<b>JULIUS THOMAS   6-5   262   PORTLAND STATE</b> <ul style="list-style-type: none"> <li>• <b>LAST GAME:</b> at New England (11/26): 5 rec. for 52 yds. (10.4 avg.).</li> <li>• Is third among tight ends with 35 TD receptions since 2013.</li> <li>• Has caught a pass in all 32 games he's played from 2015-17.</li> <li>• Is fourth on the team with 34 receptions for 342 yards (10.1 avg.).</li> </ul>	<b>LAREMY TUNSIL   6-5   318   MISSISSIPPI</b>		<b>TE 48</b> <ul style="list-style-type: none"> <li>• Recorded his first pass attempt in Week 5 and first rushing attempt since 2013 in Week 9.</li> <li>• Has played in 56 career games with 14 starts for Cleveland (2013), Minnesota (2014), Buffalo (2014-15) and Miami (2016-17).</li> </ul>
<b>TE 89</b>		<b>LAREMY TUNSIL   6-5   318   MISSISSIPPI</b> <ul style="list-style-type: none"> <li>• <b>LAST GAME:</b> at New England (11/26): Started at left tackle.</li> <li>• Became first player in team history to start at least one game at both guard and tackle in his rookie season in 2016.</li> <li>• Allowed just 1.5 sacks in 14 games as a rookie in 2016.</li> </ul>	<b>MARQUEIS GRAY   6-4   263</b>		<b>TE 48</b> <ul style="list-style-type: none"> <li>• Spent the past two seasons (2016-17) as Miami's "swing tackle."</li> <li>• Made first start of season last week at right tackle.</li> <li>• Played in 71 career games with 15 starts.</li> </ul>
<b>LT 67</b>		<b>TED LARSEN   6-3   320   NC STATE</b> <ul style="list-style-type: none"> <li>• <b>LAST GAME:</b> at New England (11/26): Started at left guard.</li> <li>• Made his Dolphins debut in Week 10 after returning from injured reserve.</li> <li>• An 8-year NFL veteran who has played in 105 career games with 68 starts.</li> <li>• Signed as an unrestricted free agent on March 10, 2017.</li> </ul>	<b>SAM YOUNG   6-8   306</b>		<b>T 79</b> <ul style="list-style-type: none"> <li>• Has played in all 11 games this season.</li> <li>• Second-year player who appeared in one game in 2016.</li> <li>• Went undrafted in 2016 from UCLA, where he became the school's all-time leader in games started (52).</li> </ul>
<b>LG 62</b>		<b>MIKE POUNCEY   6-5   298   FLORIDA</b> <ul style="list-style-type: none"> <li>• <b>LAST GAME:</b> at New England (11/26): Started at center.</li> <li>• Went 26 consecutive games without allowing a full sack until last week, a span that began on Sept. 27, 2015.</li> <li>• Three-time Pro Bowl selection (2013-15)</li> </ul>	<b>JAKE BRENDEL   6-4   299</b>		<b>C 64</b>
<b>C 51</b>		<b>JERMON BUSHROD   6-5   318   TOWSON</b> <ul style="list-style-type: none"> <li>• <b>LAST GAME:</b> at New England (11/26): Inactive due to injury.</li> <li>• Played in 134 career games with 122 starts.</li> <li>• Has not allowed a sack in his past 12 games.</li> <li>• Two-time Pro Bowl selection (2011 and 2012).</li> </ul>	<b>JESSE DAVIS   6-6   321   IDAHO</b>		
<b>RG 74</b>		<b>JESSE DAVIS   6-6   321   IDAHO</b> <ul style="list-style-type: none"> <li>• <b>LAST GAME:</b> at New England (11/26): Started at right guard.</li> <li>• Started games at right guard (1), left guard (2) and right tackle (2).</li> <li>• Is one of only five players in Dolphins history to start at three positions on the offensive line in a season and the only first-year player to do so.</li> </ul>			
<b>RT 77</b>					





## PROJECTED CONTRIBUTORS: DEFENSE

DE 91



**CAMERON WAKE | 6-3 | 263 | PENN STATE**

- **LAST GAME:** at New England (11/26): 3 solo tackles, 1 sack, 5 QBHs.
- Second among all undrafted players in career sacks (89.5).
- Since Week 6 of 2016, he is third in the NFL in sacks (18.5).
- Five-time Pro Bowl selection (2010, 2012-14, 2016).

DT 93



**NDAMUKONG SUH | 6-4 | 305 | NEBRASKA**

- **LAST GAME:** at New England (11/26): 1 solo tackle, 1 TFL, 1 QBH, 1 PD.
- Leads all interior linemen with 52.0 sacks since entering the NFL in 2010.
- Leads all defensive tackles with 402 total tackles since 2010.
- Five-time Pro Bowl selection (2010, 2012-14, 2016).

DT 97



**JORDAN PHILLIPS | 6-6 | 335 | OKLAHOMA**

- **LAST GAME:** at New England (11/26): 3 tackles (2 solo), 1 TFL.
- Talled one tackle for loss and one stuff last week at New England.
- Played in 39 games with 21 starts in his three-year NFL career.
- Second-round pick (52nd overall) in 2015.

DE 50



**ANDRE BRANCH | 6-5 | 263 | CLEMSON**

- **LAST GAME:** at New England (11/26): 3 tackles (1 solo).
- Has 57 tackles (33 solo), 7.5 sacks, 16 QBHs, 1 FF and 10 TFLs since being inserted as a starter in Week 6 last year.
- Set a career high with 49 tackles (27 solo) in 2016.

LB 47



**KIKO ALONSO | 6-3 | 239 | OREGON**

- **LAST GAME:** at New England (11/26): 9 tackles (3 solo), 1 TFL, 1 QBH.
- Has forced two fumbles this season, both of which the Dolphins recovered.
- 11th in the AFC with 78 total tackles (53 solo) this season.
- Moved from middle linebacker to outside linebacker in 2017.

LB 59



**CHASE ALLEN | 6-3 | 250 | SOUTHERN ILLINOIS**

- **LAST GAME:** at New England (11/26): 2 solo tackles.
- First Dolphins rookie free agent to start season opener since 1970 (LB Doug Swift) and one of three to start season openers in NFL this year.
- Was a three-year starter at Southern Illinois (2013-16).

LB 94



**LAWRENCE TIMMONS | 6-1 | 242 | FLORIDA STATE**

- **LAST GAME:** at New England (11/26): 6 tackles (5 solo).
- One of just three active players with at least 30 career sacks and 10 INTs.
- Recorded the 1,000th tackle of his career in Week 10 at Carolina.
- One Pro Bowl selection (2014).

CB 30



**CORDREA TANKERSLEY | 6-1 | 196 | CLEMSON**

- **LAST GAME:** at New England (11/26): 3 tackles (2 solo), 1 TFL.
- Leads team with seven passes defended.
- Deflected QB Matt Ryan's pass that resulted in game-ending interception by S Reshad Jones in Week 6 win at Atlanta.

CB 25



**XAVIEN HOWARD | 6-1 | 198 | BAYLOR**

- **LAST GAME:** at New England (11/26): 2 solo tackles.
- Has started all 11 games at cornerback this year.
- Recorded first career interception in the 2016 AFC Wild Card game at Pittsburgh.

S 20



**RESHAD JONES | 6-1 | 223 | GEORGIA**

- **LAST GAME:** at New England (11/26): 12 tackles (9 solo), 1 FR, 1 TD.
- Is the only NFL player with 2 fumbles returned for touchdowns this season.
- Only safety in the NFL this year with at least 60 tackles, two INTs and two FRs.
- One Pro Bowl selection (2015).

S 22



**T.J. McDONALD | 6-2 | 223 | USC**

- **LAST GAME:** at New England (11/26): 5 tackles (1 solo).
- Made Dolphins debut in Week 9 at Carolina and led the team with 9 tackles (7 solo) in the game.
- Started 53 games in four seasons (2013-16) with the Rams.

**WILLIAM HAYES | 6-3 | 278**

DE 95



- Among active NFL defensive linemen, ranks No. 7 in stuffs (48.5), No. 18 in games played (134) and No. 18 in tackles (332).
- Started 25 games in 2015-16 with the Rams.
- Acquired in a trade with L.A. Rams on 3/10.

**CHARLES HARRIS | 6-3 | 250**

DT 90



- Recorded his first career sack on critical third down in the fourth quarter of Week 5 win vs. Tennessee.
- Has QBHs in each of the past two games.
- First-round draft pick (22nd overall) out of Missouri.

**DAVON GODCHAUX | 6-3 | 305**

DE 56



- Forced the first fumble of his career in Week 5 vs. Tennessee.
- 2017 fifth-round pick who played in 37 collegiate games with 34 starts and recorded 145 tackles (51 solo), 12.5 sacks and two FFs at LSU.

**MIKE HULL | 6-0 | 232**

LB 45



- Started the first three games of the season.
- Totaled 19 tackles (12 solo) in his three starts, which led the team in that span.
- Tied for 2nd on team with 5 special teams tackles this year.

**STEPHONE ANTHONY | 6-3 | 245**

LB 44



- Saw his first defensive action for the Dolphins in Week 11 vs. Tampa Bay.
- Acquired from New Orleans for a 2018 fifth-round pick on Sept. 19, 2017.
- Has 29 career games played and 19 starts.

**ALTERRAUN VERNER | 5-10 | 187**

CB 42



- Signed by the Dolphins on 7/25/17.
- Played in 121 career games with 70 starts for Tennessee (2010-13), Tampa Bay (2014-16) and Miami (2017).
- Selected to the Pro Bowl following the 2013 season.

**BOBBY McCAIN | 5-11 | 192**

CB 28



- Has two INTs this year, one off Tom Brady (Week 12) and the other off Josh McCown (Week 7) to set up game-winning field goal.
- Primarily a nickel/slot cornerback.
- Played in all 43 games of his NFL career with 15 starts.

**MICHAEL THOMAS | 5-11 | 195**

S 31



- Leads the NFL with 53 special teams tackles since 2014.
- Leads team with 10 special teams stops this season.
- Tied for the NFL lead with 19 special teams tackles in 2016.



## 2017 MIAMI DOLPHINS TRANSACTIONS (as of November 27, 2017)

DATE	POS.	PLAYER/COACH	TRANSACTION	DATE	POS.	PLAYER/COACH	TRANSACTION
January 10	LB	Lamin Barrow	Signed to futures contract	May 5	DE	Cameron Malveaux	Signed as Undrafted College Free Agent
January 10	CB	Daniel Davie	Signed to futures contract	May 5	DE	Praise Martin-Oguike	Signed as Undrafted College Free Agent
January 10	G/T	Jesse Davis	Signed to futures contract	May 5	CB	Torry McTyer	Signed as Undrafted College Free Agent
January 10	QB	Brandon Doughty	Signed to futures contract	May 5	WR	Drew Morgan	Signed as Undrafted College Free Agent
January 10	RB	Storm Johnson	Signed to futures contract	May 5	WR	Francis Owusu	Signed as Undrafted College Free Agent
January 10	LB	Deon Lacey	Signed to futures contract	May 5	DE	Joby Saint Fleur	Signed as Undrafted College Free Agent
January 10	DE	Arthur Miley	Signed to futures contract	May 5	RB	De'Veon Smith	Signed as Undrafted College Free Agent
January 10	TE	Chris Pantale	Signed to futures contract	May 5	T	Eric Smith	Signed as Undrafted College Free Agent
January 10	RB	Senorise Perry	Signed to futures contract	May 5	S	Maurice Smith	Signed as Undrafted College Free Agent
January 10	T	Terry Poole	Signed to futures contract	May 5	WR	Damore'ea Stringfellow	Signed as Undrafted College Free Agent
January 10	DE	Julius Warmlesley	Signed to futures contract	May 5	LB	Raekwon McMillan	Signed (D2, '17)
January 10	LB	Brandon Watts	Signed to futures contract	May 5	CB	Cordrea Tankersley	Signed (D3, '17)
January 12	DT	Lawrence Okoye	Signed to futures contract	May 5	G	Isaac Asiata	Signed (D5a, '17)
January 12		Matt Burke	Named Defensive Coordinator	May 5	DT	Vincent Taylor	Signed (D6, '17)
January 19		Darren Rizzi	Promoted to Associate Head Coach/Sp. Teams Coord.	May 5	WR	Isaiah Ford	Signed (D7, '17)
January 19		Chris Kuper	Promoted to Assistant Offensive Line Coach	May 11	RB	Damien Williams	Signed Restricted Free Agent Tender
January 19		Frank Bush	Named Assistant Head Coach/Linebackers Coach	May 16	DT	Davon Godchaux	Signed (D5b, '17)
February 10		Josh Grizzard	Named Offensive Quality Control	May 24	DE	Charles Harris	Signed (D1, '17)
February 10		Andre Carter	Named Assistant Defensive Line Coach	June 8	WR	Mitch Mathews	Signed as FA
February 10		Chris Foerster	Promoted to Run Game Coord./Offensive Line Coach	July 21	RB	De'Veon Smith	Placed on Active/Physically Unable to Perform List
February 16	DE	Mario Williams	Released	July 21	T	Eric Smith	Placed on Active/Physically Unable to Perform List
February 16	DT	Earl Mitchell	Released	July 25	CB	Alterraun Verner	Signed as FA
February 16	CB	Ifo Ekpre-Olomu	Waived	July 25	LB	Koa Misi	Placed on Reserve/Injured List
February 18	DE	Cameron Wake	Signed Contract Extension	July 27	WR	Rashawn Scott	Placed on Active/Physically Unable to Perform List
February 21	LS	Winston Chapman	Signed as FA	July 27	S	Reshad Jones	Placed on Active/Non-Football Injury List
March 8	CB	Lafayette Pitts	Placed Exclusive Rights Tender	July 27	T	Avery Young	Placed on Active/Non-Football Injury List
March 8	C/G	Anthony Steen	Placed Exclusive Rights Tender	July 27	RB	De'Veon Smith	Activated from Active/Physically Unable to Perform List
March 8	LB	Mike Hull	Placed Exclusive Rights Tender	July 27	T	Eric Smith	Activated from Active/Physically Unable to Perform List
March 8	TE	Thomas Duarte	Placed Exclusive Rights Tender	July 30	WR	Jordan Westerkamp	Signed as FA
March 8	WR	Kenny Stills	Re-Signed	July 30	LB	Lamin Barrow	Waived/Injured
March 9	LB	Kiko Alonso	Placed First Round Restricted Free Agent Tender	Aug. 2	S	Reshad Jones	Activated from Active/Non-Football Injury List
March 9	RB	Damien Williams	Placed Original Round Restricted Free Agents Tender	Aug. 4	T	Kwayde Miller	Signed as FA
March 9	S	Michael Thomas	Placed Original Round Restricted Free Agents Tender	Aug. 4	T	Avery Young	Activated from Active/Non-Football Injury List
March 9	DE	Nick Williams	Restructured Contract	Aug. 5	T	Terry Poole	Waived
March 9	TE	Julius Thomas	Acquired by Miami in Trade (Jax.)	Aug. 5	G	Isame Faciane	Signed as FA
March 9	T	Branden Albert	Traded (Jax.)	Aug. 7	QB	Jay Cutler	Signed as FA
March 9	TE	Anthony Fasano	Signed as UFA (Ten.)	Aug. 7	DE	Arthur Miley	Waived
March 9	S	Reshad Jones	Signed Contract Extension	Aug. 12	LB	Junior Sylvestre	Signed as FA
March 10	DE	Andre Branch	Re-Signed	Aug. 12	QB	Ryan Tannehill	Placed on Reserve/Injured List
March 10	LS	John Denney	Re-Signed	Aug. 15	WR	Trey Griffey	Signed as FA
March 10	S	Isa Abdul-Quddus	Waived/Failed Physical	Aug. 15	T	Sean Hickey	Signed as FA
March 10	LB	Lawrence Timmons	Signed as UFA (Pit.)	Aug. 15	WR	Rashad Lawrence	Signed as FA
March 10	S	Nate Allen	Signed as UFA (Oak.)	Aug. 15	T	Kwayde Miller	Waived
March 10	DE	William Hayes	Acquired by Miami in Trade (LAR)	Aug. 15	WR	Francis Owusu	Waived/Injured
March 10	C/G	Ted Larsen	Signed as UFA (Chi.)	Aug. 15	WR	Jordan Westerkamp	Waived/Injury Settlement
March 16	G/T	Jermon Bushrod	Re-Signed	Aug. 18	WR	Isaiah Ford	Waived/Injured
March 21	LB	Kiko Alonso	Signed Contract Extension	Aug. 18	WR	Francis Owusu	Waived/Injury Settlement
March 22	T	Avery Young	Signed as FA	Aug. 19	LB	Rey Maualuga	Signed as FA
March 22	CB	Daniel Davie	Waived/Non-Football Injury	Aug. 26	C/G	Kraig Urbik	Released/Injury Settlement
March 31	S	T.J. McDonald	Signed as UFA (LAR)	Sept. 2	S	T.J. McDonald	Signed contract extension
March 31	DE	Dion Jordan	Waived/Failed Physical	Sept. 2	CB	Tony Lippett	Placed on Reserve/Injured List
April 5	QB	David Fales	Signed as FA	Sept. 2	LB	Raekwon McMillan	Placed on Reserve/Injured List
April 13	TE	Thomas Duarte	Signed Exclusive Rights Tender	Sept. 2	S	T.J. McDonald	Placed on Reserve/Suspended List
April 13	CB	Lafayette Pitts	Signed Exclusive Rights Tender	Sept. 2	WR	Rashawn Scott	Placed on Reserve/Physically Unable to Perform List
April 17	LB	Mike Hull	Signed Exclusive Rights Tender	Sept. 2	DE	Nick Williams	Released
April 17	C/G	Anthony Steen	Signed Exclusive Rights Tender	Sept. 2	T	Sam Young	Released
April 17	S	Michael Thomas	Signed Restricted Free Agent Tender	Sept. 2	LB	Neville Hewitt	Waived/Injured
April 27	DE	Charles Harris	Selected in NFL draft - D1, '17	Sept. 2	LB	Brandon Watts	Waived/Injured
April 28	LB	Raekwon McMillan	Selected in NFL draft - D2, '17	Sept. 2	LS	Winston Chapman	Waived
April 28	CB	Cordrea Tankersley	Selected in NFL draft - D3, '17	Sept. 2	P	Matt Darr	Waived
April 29	G	Isaac Asiata	Selected in NFL draft - D5a, '17	Sept. 2	QB	Brandon Doughty	Waived
April 29	DT	Davon Godchaux	Selected in NFL draft - D5b, '17	Sept. 2	TE	Thomas Duarte	Waived
April 29	DT	Vincent Taylor	Selected in NFL draft - D6, '17	Sept. 2	G	Isame Faciane	Waived
April 29	WR	Isaiah Ford	Selected in NFL draft - D7, '17	Sept. 2	QB	David Fales	Waived
May 1	T	Ja'Wuan James	Team Exercises Fifth-Year Option	Sept. 2	WR	Trey Griffey	Waived
May 5	LB	Chase Allen	Signed as Undrafted College Free Agent	Sept. 2	S	A.J. Hendy	Waived
May 5	P	Matt Haack	Signed as Undrafted College Free Agent	Sept. 2	T	Sean Hickey	Waived
May 5	CB	Larry Hope	Signed as Undrafted College Free Agent	Sept. 2	CB	Larry Hope	Waived
May 5	WR	Malcolm Lewis	Signed as Undrafted College Free Agent	Sept. 2	RB	Storm Johnson	Waived



## 2017 MIAMI DOLPHINS TRANSACTIONS (as of November 27, 2017)

DATE	POS.	PLAYER/COACH	TRANSACTION
Sept. 2	LB	Deon Lacey	Waived
Sept. 2	WR	Rashad Lawrence	Waived
Sept. 2	WR	Malcolm Lewis	Waived
Sept. 2	CB	Jordan Lucas	Waived
Sept. 2	DE	Cameron Malveaux	Waived
Sept. 2	DE	Praise Martin-Oguike	Waived
Sept. 2	WR	Mitch Mathews	Waived
Sept. 2	WR	Drew Morgan	Waived
Sept. 2	DT	Lawrence Okoye	Waived
Sept. 2	TE	Chris Pantale	Waived
Sept. 2	CB	Lafayette Pitts	Waived
Sept. 2	DE	Joby Saint Fleur	Waived
Sept. 2	RB	De'Veon Smith	Waived
Sept. 2	WR	Damore'ea Stringellow	Waived
Sept. 2	LB	Junior Sylvestre	Waived
Sept. 2	DE	Julius Warmesley	Waived
Sept. 2	T	Avery Young	Waived
Sept. 3	K	Cody Parkey	Acquired from waivers (Cle.)
Sept. 3	LB	Justin March-Lillard	Acquired from waivers (K.C.)
Sept. 3	K	Andrew Franks	Waived
Sept. 3	LB	Trevor Reilly	Waived
Sept. 3	QB	Brandon Doughty	Signed to practice squad
Sept. 3	TE	Thomas Duarte	Signed to practice squad
Sept. 3	T	Sean Hickey	Signed to practice squad
Sept. 3	WR	Malcolm Lewis	Signed to practice squad
Sept. 3	CB	Jordan Lucas	Signed to practice squad
Sept. 3	DE	Cameron Malveaux	Signed to practice squad
Sept. 3	WR	Drew Morgan	Signed to practice squad
Sept. 3	RB	De'Veon Smith	Signed to practice squad
Sept. 4	C/G	Ted Larsen	Placed on Reserve/Injured List
Sept. 4	T	Sam Young	Signed as FA
Sept. 4	DT	Gabe Wright	Signed to practice squad
Sept. 4	LB	Trevor Reilly	Signed to practice squad
Sept. 19	LB	Lawrence Timmons	Placed on Reserve/Suspended by Club List
Sept. 19	LB	Stephone Anthony	Acquired by Miami in Trade (NO)
Sept. 26	LB	Lawrence Timmons	Reinstated
Sept. 26	LB	Justin March-Lillard	Waived
Oct. 3	T	Eric Smith	Placed on Reserve/Injured List
Oct. 3	CB/S	Jordan Lucas	Signed to active roster from practice squad
Oct. 3	WR	Kolby Listenbee	Signed to practice squad
Oct. 9		Chris Foerster	Resigned
Oct. 9	LB	Neville Hewitt	Signed to practice squad
Oct. 9	LB	Trevor Reilly	Released from practice squad
Oct. 11		Dave DeGuglielmo	Named Senior Offensive Assistant
Oct. 24	CB	Byron Maxwell	Released
Oct. 24	QB	David Fales	Signed as FA
Oct. 31	RB	Jay Ajayi	Traded to Philadelphia
Oct. 31	WR	Rashawn Scott	Activated off Reserve/Physically Unable to Perform List
Oct. 31	S	Nate Allen	Placed on Reserve/Injured List
Oct. 31	C/G	Anthony Steen	Placed on Reserve/Injured List
Nov. 4	C/G	Ted Larsen	Activated off Reserve/Injured List
Nov. 8	T	Zach Sterup	Signed off Cleveland's practice squad
Nov. 11	S	T.J. McDonald	Activated from Reserve/Suspended by Commissioner List
Nov. 11	T	Ja'Wuan James	Placed on Reserve/Injured List
Nov. 18	RB	De'Veon Smith	Signed to active roster from practice squad
Nov. 18	LB	Rey Mauluga	Waived
Nov. 20	RB	De'Veon Smith	Waived
Nov. 22	LB	Neville Hewitt	Signed to active roster from practice squad
Nov. 22	RB	De'Veon Smith	Signed to practice squad



## 2017 MIAMI DOLPHINS NUMERICAL ROSTER

(as of November 27, 2017 - visit Dolphins.com for most up-to-date roster)

No.	Name	Pos.	Ht.	Wt.	Birthdate	Exp.	College	Hometown	How Acq.	Date Placed
1	Cody Parkey	K	6-0	190	2/19/92	3	Auburn '14	Jupiter, Fla.	Wai., '17 (Cle.)	
6	Jay Cutler	QB	6-3	231	4/29/83	12	Vanderbilt '06	Santa Claus, Ind.	FA, '17	
8	Matt Moore	QB	6-3	219	8/9/84	11	Oregon State '07	Newhall, Calif.	UFA, '11 (Car.)	
9	David Fales	QB	6-2	213	10/4/90	3	San Jose State '14	Salinas, Calif.	FA, '17	
10	Kenny Stills	WR	6-1	196	4/22/92	5	Oklahoma '13	Carlsbad, Calif.	T, '15 (N.O.)	
11	DeVante Parker	WR	6-3	212	1/20/93	3	Louisville '15	Louisville, Ky.	D1, '15	
14	Jarvis Landry	WR	5-11	208	11/28/92	4	LSU '14	Lutcher, La.	D2, '14	
16	Matt Haack	P	6-0	205	7/25/94	R	Arizona State '17	West Des Moines, Iowa	FA, '17	
19	Jakeem Grant	WR	5-7	169	10/30/92	2	Texas Tech '16	Mesquite, Texas	D6a, '16	
20	Reshad Jones	S	6-1	223	2/25/88	8	Georgia '10	Atlanta, Ga.	D5b, '10	
21	Jordan Lucas	CB/S	6-0	202	8/2/93	2	Penn State '16	New Rochelle, N.Y.	D6b, '16	
22	T.J. McDonald	S	6-2	223	1/26/91	5	USC '13	Fresno, Calif.	UFA, '17 (LAR)	
25	Xavien Howard	CB	6-1	196	7/4/93	2	Baylor '16	Houston, Texas	D2, '16	
26	Damien Williams	RB	5-11	224	4/3/92	4	Oklahoma '14	San Diego, Calif.	FA, '14	
27	Maurice Smith	S	6-0	197	6/14/95	R	Georgia '17	Sugar Land, Texas	FA, '17	
28	Bobby McCain	CB	5-11	192	8/18/93	3	Memphis '15	Oxford, Ala.	D5a, '15	
30	Cordeia Tankersley	CB	6-1	196	11/19/93	R	Clemson '17	Beech Island, S.C.	D3, '17	
31	Michael Thomas	S	5-11	195	3/17/90	5	Stanford '12	Houston, Texas	FA, '13	
32	Kenyan Drake	RB	6-1	211	1/26/94	2	Alabama '16	Powder Springs, Ga.	D3a, '16	
33	Torry McTyer	CB	5-11	184	4/10/95	R	UNLV '17	Los Angeles, Calif.	FA, '17	
34	Senorise Perry	RB	6-0	210	9/19/91	3	Louisville '14	Summerville, Ga.	FA, '16	
35	Walt Aikens	CB/S	6-1	212	6/19/91	4	Liberty '14	Charlotte, N.C.	D4, '14	
42	Alterraun Verner	CB	5-10	187	12/13/88	8	UCLA '10	Orange, Calif.	FA, '17	
44	Stephone Anthony	LB	6-3	245	7/28/92	3	Clemson '15	Polkton, N.C.	T, '17 (NO)	
45	Mike Hull	LB	6-0	232	5/25/91	2	Penn State '15	Cononsburg, Pa.	FA, '15	
46	Neville Hewitt	LB	6-2	234	4/6/93	3	Marshall '15	Conyers, Ga.	FA, '15	
47	Kiko Alonso	LB	6-3	233	8/14/90	5	Oregon '13	Los Gatos, Calif.	T, '16 (Phi.)	
48	MarQueis Gray	TE	6-4	263	11/7/89	5	Minnesota '13	Indianapolis, Ind.	FA, '16	
50	Andre Branch	DE	6-5	263	7/14/89	6	Clemson '12	Richmond, Va.	UFA, '16 (Jax.)	
51	Mike Pouncey	C	6-5	298	7/24/89	7	Florida '11	Lakeland, Fla.	D1, '11	
56	Davon Godchaux	DT	6-3	305	11/11/94	R	LSU '17	Plaquemine, La.	D5b, '17	
59	Chase Allen	LB	6-3	250	8/29/93	R	Southern Illinois '17	Belleville, Ill.	FA, '17	
62	Ted Larsen	C/G	6-3	320	6/13/87	8	NC State '10	Palm Harbor, Fla.	UFA, '17 (Chi.)	
64	Jake Brendel	C	6-4	299	9/10/92	2	UCLA '16	Plano, Texas	FA, '16	
67	Laremy Tunsil	T	6-5	318	8/2/94	2	Mississippi '16	Lake City, Fla.	D1, '16	
68	Isaac Asiata	G	6-3	341	12/29/92	R	Utah '17	Spanish Fork, Utah	D5a, '17	
71	Zach Sterup	T	6-9	318	5/14/92	1	Nebraska '15	Hastings, Neb.	FA, '17	
74	Jermon Bushrod	G/T	6-5	318	8/19/84	11	Towson '07	King George, Va.	FA, '16	
77	Jesse Davis	G/T	6-6	321	9/15/91	1	Idaho '16	Asotin, Wash.	FA, '17	
78	Terrence Fede	DE	6-4	267	11/19/91	4	Marist '14	Nyack, N.Y.	D7, '14	
79	Sam Young	T	6-8	306	6/24/87	8	Notre Dame '10	Coral Springs, Fla.	UFA, '16 (Jax.)	
80	Anthony Fasano	TE	6-4	258	4/20/84	12	Notre Dame '06	Verona, N.J.	UFA, '17 (Ten.)	
87	Rashawn Scott	WR	6-0	199	1/29/92	2	Miami (FL) '16	Melbourne, Fla.	FA, '16	
88	Leonte Carroo	WR	6-1	215	1/24/94	2	Rutgers '16	Edison, N.J.	D3b, '16	
89	Julius Thomas	TE	6-5	262	6/27/88	7	Portland State '11	Stockton, Calif.	T, '17 (Jax.)	
90	Charles Harris	DE	6-3	250	3/6/95	R	Missouri '17	Kansas City, Mo.	D1, '17	
91	Cameron Wake	DE	6-3	263	1/30/82	9	Penn State '05	Hyattsville, Md.	FA, '09	
92	John Denney	LS	6-5	242	12/13/78	13	Brigham Young '05	Thornton, Colo.	FA, '05	
93	Ndamukong Suh	DT	6-4	305	1/6/87	8	Nebraska '10	Portland, Ore.	UFA, '15 (Det.)	
94	Lawrence Timmons	LB	6-1	242	5/14/86	11	Florida State '07	Florence, S.C.	UFA, '17 (Pit.)	
95	William Hayes	DE	6-3	278	5/2/85	10	Winston-Salem St. '08	High Point, N.C.	T, '17 (LAR)	
96	Vincent Taylor	DT	6-3	296	1/5/94	R	Oklahoma State '17	San Antonio, Texas	D6, '17	
97	Jordan Phillips	DT	6-6	333	9/21/92	3	Oklahoma '15	Wichita, Kan.	D2, '15	
<b>RESERVE/INJURED</b>										
15	Isaiah Ford	WR	6-2	195	2/9/96	R	Virginia Tech '17	Jacksonville, Fla.	D7, '17	8/19/17
17	Ryan Tannehill	QB	6-4	216	7/27/88	6	Texas A&M '12	Big Spring, Texas	D1, '12	8/12/17
29	Nate Allen	S	6-1	214	11/30/87	8	South Florida '10	Cape Coral, Fla.	UFA, '17 (Oak.)	10/31/17
36	Tony Lippett	CB	6-3	192	7/2/92	3	Michigan State '15	Detroit, Mich.	D5d, '15	9/2/17
49	Lamin Barrow	LB	6-2	235	11/29/90	4	LSU '14	Marrero, La.	FA, '17	7/31/17
52	Raekwon McMillan	LB	6-2	248	11/17/95	R	Ohio State '17	Hinesville, Ga.	D2, '17	9/2/17
55	Koa Misi	LB	6-3	265	1/17/87	8	Utah '10	Santa Rosa, Calif.	D2, '10	7/25/17
65	Anthony Steen	C/G	6-4	320	5/9/90	2	Alabama '14	Clarksdale, Miss.	FA, '16	10/31/17
70	Ja'Wuan James	T	6-6	307	6/3/92	4	Tennessee '14	Suwanee, Ga.	D1, '14	11/11/17
72	Eric Smith	T	6-4	321	9/2/95	R	Virginia '17	Decatur, Ga.	FA, '17	10/3/17
<b>PRACTICE SQUAD</b>										
7	Brandon Doughty	QB	6-3	212	10/6/91	1	Western Kentucky '16	Davie, Fla.	D7a, '16	
18	Malcolm Lewis	WR	5-10	194	10/27/93	R	Miami (FL) '17	Miramar, Fla.	FA, '17	
38	De'Veon Smith	RB	5-11	221	11/8/94	R	Michigan '17	Warren, Ohio	FA, '17	
63	Sean Hickey	T	6-6	306	9/29/91	1	Syracuse '15	Murrysville, Pa.	FA, '17	
75	Cameron Malveaux	DE	6-5	276	8/22/94	R	Houston '17	Beaumont, Texas	FA, '17	
81	Drew Morgan	WR	6-0	187	12/2/94	R	Arkansas '17	Greenwood, Ark.	FA, '17	
82	Kolby Listenbee	WR	6-0	183	1/25/94	1	TCU '16	Arlington, Texas	FA, '17	
83	Thomas Duarte	TE	6-2	244	3/30/95	2	UCLA '16	Fullerton, Calif.	D7b, '16	
98	Gabe Wright	DT	6-3	305	4/3/92	3	Auburn '15	Columbus, Ga.	FA, '17	



## 2017 MIAMI DOLPHINS ALPHABETICAL ROSTER

(as of November 27, 2017 - visit [Dolphins.com](http://Dolphins.com) for most up-to-date roster)

No.	Name	Pos.	Ht.	Wt.	Birthdate	Exp.	College	Hometown	How Acq.	Date Placed
35	Aikens, Walt	CB/S	6-1	212	6/19/91	4	Liberty '14	Charlotte, N.C.	D4, '14	
59	Allen, Chase	LB	6-3	250	8/29/93	R	Southern Illinois '17	Belleville, Ill.	FA, '17	
47	Alonso, Kiko	LB	6-3	233	8/14/90	5	Oregon '13	Los Gatos, Calif.	T, '16 (Phi.)	
44	Anthony, Stephone	LB	6-3	245	7/28/92	3	Clemson '15	Polkton, N.C.	T, '17 (NO)	
68	Asiata, Isaac	G	6-3	341	12/29/92	R	Utah '17	Spanish Fork, Utah	D5a, '17	
50	Branch, Andre	DE	6-5	263	7/14/89	6	Clemson '12	Richmond, Va.	UFA, '16 (Jax.)	
64	Brendel, Jake	C	6-4	299	9/10/92	2	UCLA '16	Plano, Texas	FA, '16	
74	Bushrod, Jermon	G/T	6-5	318	8/19/84	11	Towson '07	King George, Va.	FA, '16	
88	Carroo, Leonte	WR	6-1	215	1/24/94	2	Rutgers '16	Edison, N.J.	D3b, '16	
6	Cutler, Jay	QB	6-3	231	4/29/83	12	Vanderbilt '06	Santa Claus, Ind.	FA, '17	
77	Davis, Jesse	G/T	6-6	321	9/15/91	1	Idaho '16	Asotin, Wash.	FA, '17	
92	Denney, John	LS	6-5	242	12/13/78	13	Brigham Young '05	Thornton, Colo.	FA, '05	
32	Drake, Kenyan	RB	6-1	211	1/26/94	2	Alabama '16	Powder Springs, Ga.	D3a, '16	
9	Fales, David	QB	6-2	213	10/4/90	3	San Jose State '14	Salinas, Calif.	FA, '17	
80	Fasano, Anthony	TE	6-4	258	4/20/84	12	Notre Dame '06	Verona, N.J.	UFA, '17 (Ten.)	
78	Fede, Terrence	DE	6-4	267	11/19/91	4	Marist '14	Nyack, N.Y.	D7, '14	
56	Godchaux, Davon	DT	6-3	305	11/11/94	R	LSU '17	Plaquemine, La.	D5b, '17	
19	Grant, Jakeem	WR	5-7	169	10/30/92	2	Texas Tech '16	Mesquite, Texas	D3a, '16	
48	Gray, MarQueis	TE	6-4	263	11/7/89	5	Minnesota '13	Indianapolis, Ind.	FA, '16	
16	Haack, Matt	P	6-0	205	7/25/94	R	Arizona State '17	West Des Moines, Iowa	FA, '17	
90	Harris, Charles	DE	6-3	250	3/6/95	R	Missouri '17	Kansas City, Mo.	D1, '17	
95	Hayes, William	DE	6-3	278	5/2/85	10	Winston-Salem St. '08	High Point, N.C.	T, '17 (LAR)	
46	Hewitt, Neville	LB	6-2	234	4/6/93	3	Marshall '15	Conyers, Ga.	FA, '15	
25	Howard, Xavien	CB	6-1	196	7/4/93	2	Baylor '16	Houston, Texas	D2, '16	
45	Hull, Mike	LB	6-0	232	5/25/91	2	Penn State '15	Cononsburg, Pa.	FA, '15	
20	Jones, Reshad	S	6-1	223	2/25/88	8	Georgia '10	Atlanta, Ga.	D5b, '10	
14	Landry, Jarvis	WR	5-11	208	11/28/92	4	LSU '14	Lutcher, La.	D2, '14	
62	Larsen, Ted	C/G	6-3	320	6/13/87	8	NC State '10	Palm Harbor, Fla.	UFA, '17 (Chi.)	
21	Lucas, Jordan	CB/S	6-0	202	8/2/93	2	Penn State '16	New Rochelle, N.Y.	D6b, '16	
28	McCain, Bobby	CB	5-11	192	8/18/93	3	Memphis '15	Oxford, Ala.	D5a, '15	
22	McDonald, T.J.	S	6-2	223	1/26/91	5	USC '13	Fresno, Calif.	UFA, '17 (LAR)	
33	McTyer, Torry	CB	5-11	184	4/10/95	R	UNLV '17	Los Angeles, Calif.	FA, '17	
8	Moore, Matt	QB	6-3	219	8/9/84	11	Oregon State '07	Newhall, Calif.	UFA, '11 (Car.)	
11	Parker, DeVante	WR	6-3	212	1/20/93	3	Louisville '15	Louisville, Ky.	D1, '15	
1	Parkey, Cody	K	6-0	190	2/19/92	3	Auburn '14	Jupiter, Fla.	Wal., '17 (Cle.)	
34	Perry, Seniorise	RB	6-0	210	9/19/91	3	Louisville '14	Summerville, Ga.	FA, '16	
97	Phillips, Jordan	DT	6-6	333	9/21/92	3	Oklahoma '15	Wichita, Kan.	D2, '15	
51	Pouncey, Mike	C	6-5	298	7/24/89	7	Florida '11	Lakeland, Fla.	D1, '11	
87	Scott, Rashawn	WR	6-0	199	1/29/92	2	Miami (FL) '16	Melbourne, Fla.	FA, '16	
27	Smith, Maurice	S	6-0	197	6/14/95	R	Georgia '17	Sugar Land, Texas	FA, '17	
71	Sterup, Zach	T	6-9	318	5/14/92	1	Nebraska '15	Hastings, Neb.	FA, '17	
10	Stills, Kenny	WR	6-1	196	4/22/92	5	Oklahoma '13	Carlsbad, Calif.	T, '15 (N.O.)	
93	Suh, Ndamukong	DT	6-4	305	1/6/87	8	Nebraska '10	Portland, Ore.	UFA, '15 (Det.)	
30	Tankersley, Cordrea	CB	6-1	196	11/19/93	R	Clemson '17	Beech Island, S.C.	D3, '17	
96	Taylor, Vincent	DT	6-3	296	1/5/94	R	Oklahoma State '17	San Antonio, Texas	D6, '17	
89	Thomas, Julius	TE	6-5	262	6/27/88	7	Portland State '11	Stockton Calif.	T, '17 (Jax.)	
31	Thomas, Michael	S	5-11	195	3/17/90	5	Stanford '12	Houston, Texas	FA, '13	
94	Timmons, Lawrence	LB	6-1	242	5/14/86	11	Florida State '07	Florence, S.C.	UFA, '17 (Pit.)	
67	Tunsil, Laremy	T	6-5	318	8/2/94	2	Mississippi '16	Lake City, Fla.	D1, '16	
42	Verner, Alterraun	CB	5-10	187	12/13/88	8	UCLA '10	Orange, Calif.	FA, '17	
91	Wake, Cameron	DE	6-3	263	1/30/82	9	Penn State '05	Hyattsville, Md.	FA, '09	
26	Williams, Damien	RB	5-11	224	4/3/92	4	Oklahoma '14	San Diego, Calif.	FA, '14	
79	Young, Sam	T	6-8	306	6/24/87	8	Notre Dame '10	Coral Springs, Fla.	UFA, '16 (Jax.)	
<b>RESERVE/INJURED</b>										
29	Allen, Nate	S	6-1	214	11/30/87	8	South Florida '10	Cape Coral, Fla.	UFA, '17 (Oak.)	10/31/17
49	Barrow, Lamin	LB	6-2	235	11/29/90	4	LSU '14	Marrero, La.	FA, '17	7/31/17
15	Ford, Isaiah	WR	6-2	195	2/9/96	R	Virginia Tech '17	Jacksonville, Fla.	D7, '17	8/19/17
70	James, Ja'Wuan	T	6-6	307	6/3/92	4	Tennessee '14	Suwanee, Ga.	D1, '14	11/11/17
36	Lippett, Tony	CB	6-3	192	7/2/92	3	Michigan State '15	Detroit, Mich.	D5d, '15	9/2/17
52	McMillan, Raekwon	LB	6-2	248	11/17/95	R	Ohio State '17	Hinesville, Ga.	D2, '17	9/2/17
55	Misi, Koa	LB	6-3	265	1/17/87	8	Utah '10	Santa Rosa, Calif.	D2, '10	7/25/17
72	Smith, Eric	T	6-4	321	9/2/95	R	Virginia '17	Decatur, Ga.	FA, '17	10/3/17
65	Steen, Anthony	C/G	6-4	320	5/9/90	2	Alabama '14	Clarksdale, Miss.	FA, '16	10/31/17
17	Tannehill, Ryan	QB	6-4	216	7/27/88	6	Texas A&M '12	Big Spring, Texas	D1, '12	8/12/17
<b>PRACTICE SQUAD</b>										
7	Doughty, Brandon	QB	6-3	212	10/6/91	1	Western Kentucky '16	Davie, Fla.	D7a, '16	
83	Duarte, Thomas	TE	6-2	244	3/30/95	2	UCLA '16	Fullerton, Calif.	D7b, '16	
63	Hickey, Sean	T	6-6	306	9/29/91	1	Syracuse '15	Murrysville, Pa.	FA, '17	
18	Lewis, Malcolm	WR	5-10	194	10/27/93	R	Miami (FL) '17	Miramar, Fla.	FA, '17	
82	Listenbee, Kolby	WR	6-0	183	1/25/94	1	TCU '16	Arlington, Texas	FA, '17	
75	Malveaux, Cameron	DE	6-5	276	8/22/94	R	Houston '17	Beaumont, Texas	FA, '17	
81	Morgan, Drew	WR	6-0	187	12/2/94	R	Arkansas '17	Greenwood, Ark.	FA, '17	
38	Smith, De'Veon	RB	5-11	221	11/8/94	R	Michigan '17	Warren, Ohio	FA, '17	
98	Wright, Gabe	DT	6-3	305	4/3/92	3	Auburn '15	Columbus, Ga.	FA, '17	



## 2017 MIAMI DOLPHINS POSITIONAL ROSTER / PRONUNCIATIONS (as of Nov. 27, 2017)

### OFFENSE (24)

QUARTERBACKS (3)							
NO	NAME	POS	HT	WT	DOB	EXP	COLLEGE
6	Cutler, Jay	QB	6-3	231	4/29/83	12	Vanderbilt '06
8	Moore, Matt	QB	6-3	219	8/9/84	11	Oregon State '07
9	Fales, David	QB	6-2	213	10/4/90	3	San Jose State '14

RUNNING BACKS (3)							
NO	NAME	POS	HT	WT	DOB	EXP	COLLEGE
26	Williams, Damien	RB	5-11	224	4/3/92	4	Oklahoma '14
32	Drake, Kenyan	RB	6-1	211	1/26/94	2	Alabama '16
34	Perry, Seniorise	RB	6-0	210	9/19/91	3	Louisville '14

WIDE RECEIVERS (6)							
NO	NAME	POS	HT	WT	DOB	EXP	COLLEGE
10	Stills, Kenny	WR	6-1	196	4/22/92	5	Oklahoma '13
11	Parker, DeVante	WR	6-3	212	1/20/93	3	Louisville '15
14	Landry, Jarvis	WR	5-11	208	11/28/92	4	LSU '14
19	Grant, Jakeem	WR	5-7	169	10/30/92	2	Texas Tech '16
87	Scott, Rashawn	WR	6-0	199	1/29/92	2	Miami (FL) '16
88	Carroo, Leonte	WR	6-1	215	1/24/94	2	Rutgers '16

TIGHT ENDS (3)							
NO	NAME	POS	HT	WT	DOB	EXP	COLLEGE
48	Gray, MarQueis	TE	6-4	263	11/7/89	5	Minnesota '13
80	Fasano, Anthony	TE	6-4	258	4/20/84	12	Notre Dame '06
89	Thomas, Julius	TE	6-5	262	6/27/88	7	Portland State '11

OFFENSIVE LINEMEN (9)							
NO	NAME	POS	HT	WT	DOB	EXP	COLLEGE
51	Pouncey, Mike	C	6-5	298	7/24/89	7	Florida '11
62	Larsen, Ted	C/G	6-3	320	6/13/87	8	NC State '10
64	Brendel, Jake	C	6-4	299	9/10/92	2	UCLA '16
67	Tunsil, Laremy	T	6-5	318	8/2/94	2	Mississippi '16
68	Asiata, Isaac	G	6-3	341	12/29/92	R	Utah '17
71	Sterup, Zach	T	6-9	318	5/14/92	1	Nebraska '15
74	Bushrod, Jermon	G/T	6-5	318	8/19/84	11	Towson '07
77	Davis, Jesse	G/T	6-6	321	9/15/91	1	Idaho '16
79	Young, Sam	T	6-8	306	6/24/87	8	Notre Dame '10

### RESERVE/INJURED (8)

NO	NAME	POS	HT	WT	DOB	EXP	COLLEGE
15	Ford, Isaiah	WR	6-2	195	2/9/96	R	Virginia Tech '17
17	Tannehill, Ryan	QB	6-4	216	7/27/88	6	Texas A&M '12
29	Allen, Nate	S	6-1	214	11/30/87	8	South Florida '10
36	Lippett, Tony	CB	6-3	192	7/2/92	3	Michigan State '15
49	Barrow, Lamin	LB	6-2	235	11/29/90	4	LSU '14
52	McMillan, Raekwon	LB	6-2	248	11/17/95	R	Ohio State '17
55	Misi, Koa	LB	6-3	265	1/17/87	8	Utah '10
65	Steen, Anthony	C/G	6-4	320	5/9/90	2	Alabama '14
72	Smith, Eric	T	6-4	321	9/2/95	R	Virginia '17

### DEFENSE (26)

DEFENSIVE LINEMEN (9)							
NO	NAME	POS	HT	WT	DOB	EXP	COLLEGE
50	Branch, Andre	DE	6-5	263	7/14/89	6	Clemson '12
56	Godchaux, Davon	DT	6-3	305	11/11/94	R	LSU '17
78	Fede, Terrence	DE	6-4	267	11/19/91	4	Marist '14
90	Harris, Charles	DE	6-3	250	3/6/95	R	Missouri '17
91	Wake, Cameron	DE	6-3	263	1/30/82	9	Penn State '05
93	Suh, Ndamukong	DT	6-4	305	1/6/87	8	Nebraska '10
95	Hayes, William	DE	6-3	278	5/2/85	10	Winston-Salem St. '08
96	Taylor, Vincent	DT	6-3	296	1/5/94	R	Oklahoma State '17
97	Phillips, Jordan	DT	6-6	333	9/21/92	3	Oklahoma '15

LINEBACKERS (6)							
NO	NAME	POS	HT	WT	DOB	EXP	COLLEGE
44	Anthony, Stephone	LB	6-3	245	7/28/92	3	Clemson '15
45	Hull, Mike	LB	6-0	232	5/25/91	2	Penn State '15
46	Howard, Neville	LB	6-2	234	4/6/93	3	Marshall '15
47	Alonso, Kiko	LB	6-3	233	8/14/90	5	Oregon '13
59	Allen, Chase	LB	6-3	250	8/29/93	R	Southern Illinois '17
94	Timmons, Lawrence	LB	6-1	242	5/14/86	11	Florida State '07

DEFENSIVE BACKS (11)							
NO	NAME	POS	HT	WT	DOB	EXP	COLLEGE
20	Jones, Reshad	S	6-1	223	2/25/88	8	Georgia '10
21	Lucas, Jordan	CB/S	6-0	202	8/2/93	2	Penn State '16
22	McDonald, T.J.	S	6-2	223	1/26/91	5	USC '13
25	Howard, Xavien	CB	6-1	196	7/4/93	2	Baylor '16
27	Smith, Maurice	S	6-0	197	6/14/95	R	Georgia '17
28	McCain, Bobby	CB	5-11	192	8/18/93	3	Memphis '15
30	Tankersley, Cordrea	CB	6-1	196	11/19/93	R	Clemson '17
31	Thomas, Michael	S	5-11	195	3/17/90	5	Stanford '12
33	McTyer, Torry	CB	5-11	184	4/10/95	R	UNLV '17
35	Aikens, Walt	CB/S	6-1	212	6/19/91	4	Liberty '14
42	Verner, Alterraun	CB	5-10	187	12/13/88	8	UCLA '10

### SPECIALISTS (3)

NO	NAME	POS	HT	WT	DOB	EXP	COLLEGE
1	Parkey, Cody	K	6-0	190	2/19/92	3	Auburn '14
16	Haack, Matt	P	6-0	205	7/25/94	R	Arizona State '17
92	Denney, John	LS	6-5	242	12/13/78	13	Brigham Young '05

### PRACTICE SQUAD (9)

NO	NAME	POS	HT	WT	DOB	EXP	COLLEGE
7	Doughty, Brandon	QB	6-3	212	10/6/91	1	Western Kentucky '16
18	Lewis, Malcolm	WR	5-10	194	10/27/93	R	Miami (FL) '17
38	Smith, De'Veon	RB	5-11	221	11/8/94	R	Michigan '17
63	Hickey, Sean	T	6-6	306	9/29/91	1	Syracuse '15
75	Malveaux, Cameron	DE	6-5	276	8/22/94	R	Houston '17
81	Morgan, Drew	WR	6-0	187	12/2/94	R	Arkansas '17
82	Listenbee, Kolby	WR	6-0	183	1/25/94	1	TCU '17
83	Duarte, Thomas	TE	6-2	244	3/30/95	2	UCLA '16
98	Wright, Gabe	DT	6-3	305	4/3/92	3	Auburn '15

### PRONUNCIATION GUIDE

PLAYER	PHONETICALLY	PLAYER	PHONETICALLY	COACH/STAFF	PHONETICALLY
LB Stephone Anthony	steh-FAHN	CB Xavien Howard	EX-ay-vee-n	Lou Anarumo	aann-UH-room-OH
G Isaac Asiata	Ah-see-ah-ta	RB Seniorise Perry	Suh-norris	Joe Cimino	Chu-MEAN-oh
G/T Jermon Bushrod	JURR-mahn	C Mike Pouncey	POUNCE-ee	Dave DeGuglielmo	day-GHOUL-yell-mo
WR Leonte Carroo	LEON-tay Cuh-ROO	T Zach Sterup	STIR-up	Josh Grizzard	Grizz-ARD
QB David Fales	Rhymes with NAILS	DT Ndamukong Suh	En-dom-ah-ken Soo	Naohisa Inoue	Now-HE-Sa, IN-ew-way
DE Terrence Fede	Fuh-DAY	CB Cordrea Tankersley	coh-r-DRAY	Daronte Jones	DUH-rawn-tay
DT Davon Godchaux	Duh-VAHN GOD-chaw	G/T Laremy Tunsil	LAIR-uh-mee TUHN-suhl	Chris Kuper	KOO-pehr
TE MarQueis Gray	Mar-KWEES	CB Alterraun Verner	AL-ter-on	Marwan Maalouf	mah-LOOF
P Matt Haack	HAWK			Dave Puloka	Puh-LOH-kuh



## 2017 MIAMI DOLPHINS - HOW THEY WERE ACQUIRED (as of November 27, 2017)

	DRAFT (19)	TRADES (5)	WAIVERS (1)	FREE AGENTS (28)
2005				LS John Denney
2009				DE Cameron Wake
2010	S Reshad Jones (5b)			
2011	C Mike Pouncey (1)			QB Matt Moore (Car.)
2012				
2013				S Michael Thomas
2014	WR Jarvis Landry (2) CB/S Walt Aikens (4) DE Terrence Fede (7)			RB Damien Williams
2015	WR DeVante Parker (1) DT Jordan Phillips (2) CB Bobby McCain (5a)	WR Kenny Stills (N.O.)		LB Neville Hewitt LB Mike Hull DT Ndamukong Suh (Det.)
2016	T Laremy Tunsil (1) CB Xavien Howard (2) RB Kenyan Drake (3a) WR Leonte Carroo (3b) WR Jakeem Grant (6a) CB/S Jordan Lucas (6b)	LB Kiko Alonso (Phi.)		DE Andre Branch (Jax.) C Jake Brendel G/T Jermon Bushrod TE MarQueis Gray RB Senorise Perry WR Rashawn Scott T Sam Young
2017	DE Charles Harris (1) CB Cordrea Tankersley (3) G Isaac Asiata (5a) DT Davon Godchaux (5b) DT Vincent Taylor (6)	LB Stephone Anthony (NO) DE William Hayes (LAR) TE Julius Thomas (Jax.)	K Cody Parkey (Cle.)	LB Chase Allen QB Jay Cutler G/T Jesse Davis QB David Fales TE Anthony Fasano (Ten.) P Matt Haack C/G Ted Larsen (Chi.) S T.J. McDonald (LAR) CB Torry McTyer S Maurice Smith T Zach Sterup LB Lawrence Timmons (Pit.) CB Alterraun Verner



## 2017 GAME RECAPS

# WEEK 2

SEPT. 17, 2017 | CARSON, CALIF.  
STUBHUB CENTER  
ATTENDANCE: 25,381 | TV: CBS

### SCORING SUMMARY

**MIAMI 19**

**L.A. CHARGERS 17**

	1	2	3	4	F
Miami	3	0	10	6	19
L.A. Chargers	0	10	7	0	17

In their long-awaited season debut, the Dolphins pulled off a remarkable fourth-quarter victory.

Cody Parkey's fourth field goal of the game, a 54-yarder with 1:05 remaining, gave the Dolphins a 19-17 victory against the Los Angeles Chargers at StubHub Center. Parkey, claimed off waivers from Cleveland on Sept. 3, improved to 6-for-6 in his career on field goals of 50 yards or longer.

The Dolphins clinched the victory on defense when Younghoe Koo missed a 44-yard field goal attempt with five seconds left.

Parkey's winning kick capped a 15-yard scoring drive after the Dolphins defense made a stop and Jakeem Grant had a 14-yard punt return. Jay Ajayi, who picked up where he left off last season by rushing for over 100 yards, started the drive with a 10-yard run.

Parkey earlier kicked field goals of 30, 28 and 35 yards, and Jay Cutler threw a 29-yard touchdown pass to Kenny Stills in his first game in a Dolphins uniform.

Antonio Gates for the Chargers on a 17-yard touchdown pass, which helped him set an NFL record for tight ends with his 112th career touchdown. Melvin Gordon scored on a 1-yard run and Younghoe Koo kicked a field goal in the first half.

Both offenses picked up considerably in the second half, starting with the Dolphins taking the opening drive 75 yards for the Stills touchdown that tied the score 10-10.

The drive began with an 11-yard pass to Landry and ended when Cutler rolled right and threw on the move to Stills, who beat linebacker Jatavis Brown in the end zone.

### SCORING DRIVES

TEAM	QTR	TIME	PLAY (EXTRA POINT) (DRIVE INFO)	MIA	LAC
Dolphins	1	7:07	C.Parkey 30 yd. Field Goal (13-70, 6:18)	3	0
Chargers	2	13:41	Y.Koo 41 yd. Field Goal (6-23, 2:36)	3	3
Chargers	2	5:01	M.Gordon 1 yd. run (Y.Koo kick) (7-70, 3:57)	3	10
Dolphins	3	12:07	K.Stills 29 yd. pass from J.Cutler (C.Parkey kick) (7-75, 2:53)	10	10
Chargers	3	8:18	A.Gates 7 yd. pass from P.Rivers (Y.Koo kick) (8-77, 3:49)	10	17
Dolphins	3	2:43	C.Parkey 28 yd. Field Goal (12-67, 5:35)	13	17
Dolphins	4	6:28	C.Parkey 35 yd. Field Goal (14-64, 7:05)	16	17
Dolphins	4	1:05	C.Parkey 54 yd. Field Goal (5-15, 1:57)	19	17

## GAME STATISTICS

#### RUSHING (Att-Yds-TD):

Miami: J. Ajayi 28-122, J. Cutler 2-(-1), K. Drake 1-(-3), J. Landry 1-(-7).  
L.A. Chargers: B. Oliver 3-31, M. Gordon 9-13-1, D. Watt 1-0, P. Rivers 1-0.

#### PASSING (A-C-Y-TD-I):

Miami: J. Cutler 33-24-230-1-0, J. Landry 1-0-0-0-0.  
L.A. Chargers: P. Rivers 39-31-331-1-0.

#### RECEIVING (Rec-Yds-TD):

Miami: J. Landry 13-78, D. Parker 4-85, J. Thomas 3-26, K. Stills 2-37-1, J. Ajayi 2-4.  
L.A. Chargers: K. Allen 9-100, H. Henry 7-80, M. Gordon 7-65, Ty. Williams 4-54, A. Gates 2-11-1, T. Benjamin 1-11, S. McGrath 1-10.

#### SACKS (Sk-Yds):

Miami: W. Hayes 1-8.  
L.A. Chargers: M. Ingram 1-5, C. McCain 1-0.

#### INTERCEPTIONS (Int-Yds):

Miami: None  
L.A. Chargers: None

#### FORCED FUMBLES:

Miami: None.  
L.A. Chargers: None.

#### FUMBLE RECOVERIES (No-Yds):

Miami: None.  
L.A. Chargers: None.

#### TEAM STATS

	MIA	LAC
<b>First Downs</b>	<b>21</b>	<b>24</b>
Rushing	6	3
Passing	13	19
Penalty	2	2
<b>3rd-Down Efficiency</b>	<b>5 for 13</b>	<b>2 for 8</b>
<b>4th-Down Efficiency</b>	<b>0 for 1</b>	<b>0 for 0</b>
<b>Total Net Yards</b>	<b>336</b>	<b>367</b>
<b>Total Net Plays</b>	<b>68</b>	<b>54</b>
Average Gain	4.9	6.8
<b>Net Yards Rushing</b>	<b>111</b>	<b>44</b>
Rushes	32	14
Yards per Rush	3.5	3.1
<b>Net Yards Passing</b>	<b>225</b>	<b>323</b>
Completed - Attempted	24-34	31-39
Yards per Pass Play	6.3	8.1
Sacked - Yards Lost	2-5	1-8
Had Intercepted	0	0
<b>Punts - Average</b>	<b>3-130-43.3</b>	<b>4-170-42.5</b>
<b>Return Yardage</b>	<b>92</b>	<b>89</b>
Punts - Return Yards	3-21	1-23
Kickoffs - Return Yards	3-71	4-66
Interceptions - Return Yards	0-0	0-0
<b>Penalties - Yards</b>	<b>5-23</b>	<b>6-56</b>
<b>Fumbles - Lost</b>	<b>0-0</b>	<b>0-0</b>
<b>Red-Zone Efficiency</b>	<b>0 for 3</b>	<b>2 for 3</b>
<b>Goal-to-Go Efficiency</b>	<b>0 for 2</b>	<b>2 for 2</b>
<b>Time of Possession</b>	<b>33:22</b>	<b>26:38</b>





## 2017 GAME RECAPS

# WEEK 3

SEPT. 24, 2017 | EAST RUTHERFORD, N.J.  
METLIFE STADIUM  
ATTENDANCE: 77,562 | TV: CBS

### SCORING SUMMARY

**MIAMI 6**

**N.Y. JETS 20**

	1	2	3	4	F
Miami	0	0	0	6	6
N.Y. Jets	0	10	10	0	20

The Dolphins said all week they were expecting a tough battle from the New York Jets regardless of what happened in the first two weeks of the NFL regular season, but they weren't expecting such a difficult afternoon at MetLife Stadium.

Veteran quarterback Josh McCown threw a 69-yard pass to Robby Anderson late in the first half and the Jets defense stifled the Dolphins in a 20-6 victory Sunday afternoon.

The Dolphins, coming off a thrilling 2-point victory against the Los Angeles Chargers in their delayed season opener, were one play away from being shut out for the first time since Dec. 22, 2013. DeVante Parker scored on a 3-yard touchdown pass from Jay Cutler on the final play of the game before Cody Parkey missed the extra point, perhaps a fitting ending for this disappointing afternoon.

The Dolphins did not take a snap inside the Jets 45-yard line until the fourth quarter, which is also the only time they converted a third-down situation. The Dolphins were 0-for-3 in fourth-down conversions, including a pass by Matt Haack on a fake punt that resulted in an interception by safety Terrence Brooks.

Another fourth-down attempt came from the Jets 21-yard line early in the fourth quarter with the Dolphins trailing 20-0. The Dolphins reached the Jets 29-yard line later in the fourth quarter, but that drive ended with Brooks' second interception of the game.

Jay Ajayi, who rushed for 122 yards against the Chargers, was held to 16 yards on 11 carries.

The Dolphins defense started off strong, with Cameron Wake and Andre Branch each getting a sack in the first quarter, but the Jets started moving the ball effectively in the second quarter. The Dolphins also lost two defensive backs to injury when Byron Maxwell (eye) and Nate Allen (hamstring) left the game.

Maxwell returned and forced a turnover when he knocked the ball loose from running back Elijah McGuire and linebacker Mike Hull recovered the fumble.

### SCORING DRIVES

TEAM	QTR	TIME	PLAY (EXTRA POINT) (DRIVE INFO)	MIA	NYJ
Jets	2	7:17	C.Catanzaro 40 yd. Field Goal (9-41, 5:42)	0	3
Jets	2	1:42	R.Anderson 69 yd. pass from J.McCown (C.Catanzaro kick) (3-71, 0:40)	0	10
Jets	3	9:48	B.Powell 1 yd. run (C.Catanzaro kick) (7-49, 4:06)	0	17
Jets	3	1:35	C.Catanzaro 22 yd. Field Goal (13-45, 6:58)	0	20
Dolphins	4	0:00	D.Parker 3 yd. pass from J.Cutler (kick failed, wl) (8-80, 2:15)	6	20

## GAME STATISTICS

#### RUSHING (Att-Yds-TD):

Miami: J. Ajayi 11-16, J. Cutler 1-9, D. Williams 2-5, K. Drake 1-0.  
N.Y. Jets: B. Powell 15-37-1, E. McGuire 7-34, M. Forte 8-25, J. McCown 4-7.

#### PASSING (A-C-Y-TD-I):

Miami: J. Cutler 44-26-220-1-1, M. Haack 1-0-0-0-0.  
N.Y. Jets: J. McCown 23-18-249-1-0.

#### RECEIVING (Rec-Yds-TD):

Miami: D. Parker 8-76-1, J. Landry 6-48, K. Stills 4-51, J. Thomas 3-16, J. Ajayi 2-9, J. Grant 1-12, D. Williams 1-6, K. Drake 1-2.  
N.Y. Jets: J. Kerley 5-42, A. Seferian-Jenkins 5-31, R. Anderson 3-95-1, J. Kearse 3-42, A. Stewart 1-24, L. Thomas 1-15.

#### SACKS (Sk-Yds):

Miami: C. Wake 1-11, A. Branch 1-5.  
N.Y. Jets: B. Skrine 1-12, Ja. Adams 1-10, D. Bass 1-3.

#### INTERCEPTIONS (Int-Yds):

Miami: None  
N.Y. Jets: T. Brooks 2-13.

#### FORCED FUMBLES:

Miami: B. Maxwell 1, N. Suh 1.  
N.Y. Jets: None.

#### FUMBLE RECOVERIES (No-Yds):

Miami: M. Hull 1-0.  
N.Y. Jets: None.

TEAM STATS	MIA	NYJ
<b>First Downs</b>	<b>16</b>	<b>16</b>
Rushing	0	4
Passing	12	9
Penalty	4	3
<b>3rd-Down Efficiency</b>	<b>1 for 12</b>	<b>4 for 13</b>
<b>4th-Down Efficiency</b>	<b>0 for 3</b>	<b>0 for 0</b>
<b>Total Net Yards</b>	<b>225</b>	<b>336</b>
<b>Total Net Plays</b>	<b>63</b>	<b>59</b>
Average Gain	3.6	5.7
<b>Net Yards Rushing</b>	<b>30</b>	<b>103</b>
Rushes	15	34
Yards per Rush	2.0	3.0
<b>Net Yards Passing</b>	<b>195</b>	<b>233</b>
Completed - Attempted	26-45	18-23
Yards per Pass Play	4.1	9.3
Sacked - Yards Lost	3-25	2-16
Had Intercepted	2	0
<b>Punts - Average</b>	<b>7-333-47.6</b>	<b>5-243-48.6</b>
<b>Return Yardage</b>	<b>28</b>	<b>44</b>
Punts - Return Yards	2-13	4-31
Kickoffs - Return Yards	1-15	0-0
Interceptions - Return Yards	0-0	2-13
<b>Penalties - Yards</b>	<b>8-51</b>	<b>10-94</b>
<b>Fumbles - Lost</b>	<b>1-0</b>	<b>3-1</b>
<b>Red-Zone Efficiency</b>	<b>1 for 1</b>	<b>1 for 2</b>
<b>Goal-to-Go Efficiency</b>	<b>1 for 1</b>	<b>1 for 2</b>
<b>Time of Possession</b>	<b>23:52</b>	<b>36:08</b>



## 2017 GAME RECAPS

# WEEK 4

OCT. 1, 2017 | LONDON, ENGLAND  
WEMBLEY STADIUM  
ATTENDANCE: 84,423 | TV: FOX

### SCORING SUMMARY

**NEW ORLEANS 20**

**MIAMI 0**

	1	2	3	4	F
New Orleans	0	3	7	10	20
Miami	0	0	0	0	0

A promising first drive had a disappointing ending for the Dolphins, and things didn't get better after that in London.

The Dolphins offense could get little going after an end zone interception on that first drive and the result was a 20-0 loss against the New Orleans Saints at Wembley Stadium.

Drew Brees threw touchdown passes to wide receiver Michael Thomas — not to be confused with Dolphins safety Michael Thomas — and running back Alvin Kamara, and Will Lutz kicked two field goals for the Saints.

The Dolphins drove 81 yards on the opening drive of the game and had a first-and-goal after a 22-yard completion from Jay Cutler to tight end Julius Thomas on third-and-7. But on first down from the Saints 4-yard line, cornerback Ken Crawley picked off Cutler when he attempted a fade pass to Thomas, who was lined up wide to the right.

The Dolphins had only one other promising drive, but that one ended with a questionable offensive pass interference call on Kenny Stills when Cutler had hit Jarvis Landry for a first down inside the New Orleans 40-yard line.

The Dolphins suffered their first shutout loss since December 2013 when they dropped a 19-0 decision against the Buffalo Bills.

The defense held New Orleans off the scoreboard until the final play of the first half when Lutz hit a 43-yard field goal. The Saints began the drive at midfield with 1:10 left after the Dolphins' previous was derailed by back-to-back penalties that created a first-and-26 from their 6-yard line.

Defensive end Cameron Wake had his second sack in two games in the fourth quarter, but Kamara scored on a 12-yard shovel pass on third-and-goal on the very next play.

New Orleans increased its lead to 10-0 when it took the second-half kickoff and marched 77 yards for a touchdown. The drive was kept alive when defensive tackle Davon Godchaux was flagged for a defensive holding on a third-and-1 where safety Reshad Jones dropped running back Mark Ingram in the backfield for a loss. There also was a fourth-and-inches conversion by Brees on a sneak when the spot barely was good enough for a first down.

The Saints made it 13-0 early in the fourth quarter when Lutz kicked a 45-yard field goal.

The Dolphins, meanwhile, did not take an offensive snap beyond their 40-yard line the second half until the final minutes.

### SCORING DRIVES

TEAM	QTR	TIME	PLAY (EXTRA POINT) (DRIVE INFO)	NO	MIA
Saints	2	0:00	W.Lutz 43 yd. Field Goal (8-25, 1:10)	3	0
Saints	3	9:01	M.Thomas 3 yd. pass from D.Brees (W.Lutz kick) (11-77, 5:59)	10	0
Saints	4	12:32	W.Lutz 45 yd. Field Goal (12-34, 6:37)	13	0
Saints	4	3:57	A.Kamara 12 yd. pass from D.Brees (W.Lutz kick) (11-87, 5:41)	20	0

## GAME STATISTICS

#### RUSHING (Att-Yds-TD):

New Orleans: M. Ingram 14-45, A. Kamara 5-25, T. Ginn 1-9, A. Peterson 4-4, D. Brees 4-3.

Miami: J. Ajayi 12-46, K. Drake 1-6, J. Cutler 1-5, D. Williams 1-1.

#### PASSING (A-C-Y-TD-I):

New Orleans: D. Brees 41-29-268-2-0.

Miami: J. Cutler 28-20-164-0-1.

#### RECEIVING (Rec-Yds-TD):

New Orleans: A. Kamara 10-71-1, M. Thomas 8-89-1, M. Ingram 4-17, T. Ginn 2-25, C. Fleener 2-21, B. Coleman 1-31, M. Hoomanawanui 1-13, T. Lewis 1-1.

Miami: D. Parker 6-89, J. Landry 6-40, K. Stills 3-13, J. Thomas 2-29, K. Drake 2-5, J. Ajayi 1-8.

#### SACKS (Sk-Yds):

New Orleans: R. Bush 1-12, C. Jordan 1-10, A. Klein 1-8, D. Onyemata 1-6.

Miami: C. Wake 1-7.

#### INTERCEPTIONS (Int-Yds):

New Orleans: K. Crawley 1-0.

Miami: None.

#### FORCED FUMBLES:

New Orleans: C. Jordan 1, M. Lattimore 1.

Miami: None.

#### FUMBLE RECOVERIES (No-Yds):

New Orleans: None.

Miami: None.

#### TEAM STATS

	NO	MIA
<b>First Downs</b>	<b>22</b>	<b>11</b>
Rushing	4	3
Passing	16	7
Penalty	2	1
<b>3rd-Down Efficiency</b>	<b>6 for 13</b>	<b>1 for 8</b>
<b>4th-Down Efficiency</b>	<b>1 for 2</b>	<b>0 for 1</b>
<b>Total Net Yards</b>	<b>347</b>	<b>186</b>
<b>Total Net Plays</b>	<b>70</b>	<b>47</b>
Average Gain	5.0	4.0
<b>Net Yards Rushing</b>	<b>86</b>	<b>58</b>
Rushes	28	15
Yards per Rush	3.1	3.9
<b>Net Yards Passing</b>	<b>261</b>	<b>128</b>
Completed - Attempted	29-41	20-28
Yards per Pass Play	6.2	4.0
Sacked - Yards Lost	1-7	4-36
Had Intercepted	0	1
<b>Punts - Average</b>	<b>3-141-47.0</b>	<b>6-263-43.8</b>
<b>Return Yardage</b>	<b>49</b>	<b>54</b>
Punts - Return Yards	3-26	2-9
Kickoffs - Return Yards	1-23	2-45
Interceptions - Return Yards	1-0	0-0
<b>Penalties - Yards</b>	<b>8-71</b>	<b>11-90</b>
<b>Fumbles - Lost</b>	<b>2-0</b>	<b>2-0</b>
<b>Red-Zone Efficiency</b>	<b>2 for 4</b>	<b>0 for 1</b>
<b>Goal-to-Go Efficiency</b>	<b>2 for 2</b>	<b>0 for 1</b>
<b>Time of Possession</b>	<b>34:28</b>	<b>25:32</b>



## 2017 GAME RECAPS

# WEEK 5

OCT. 8, 2017 | MIAMI GARDENS, FLA.  
HARD ROCK STADIUM  
ATTENDANCE: 65,135 | TV: CBS

### SCORING SUMMARY

## TENNESSEE 10

## MIAMI 16

	1	2	3	4	F
Tennessee	0	3	7	0	10
Miami	10	0	0	6	16

Safety Reshad Jones recovered two fumbles, including one for a touchdown, and the defense recorded six sacks in a 16-10 victory against the Tennessee Titans at Hard Rock Stadium.

Jarvis Landry scored the go-ahead touchdown early in the fourth quarter when he caught a 6-yard pass from Jay Cutler on third-and-goal.

The six sacks, including two by Andre Branch, came against backup quarterback Matt Cassel, who started for Tennessee in place of the injured Marcus Mariota. Rookie first-round pick Charles Harris had his first NFL sack and it was a big one — it came on third down in the final four minutes of the fourth quarter.

The Dolphins then all but clinched the victory when Jay Ajayi gained a first down with an 8-yard run on third-and-7.

Jones and Cameron Wake shared a QB sack that almost produced a safety in the third quarter, and Ndamukong Suh had the other.

Jones' touchdown was the fourth of his career, but the first on a fumble return. The other three were on interception returns, including one against Tennessee in 2015.

It was the team's first fumble return for a touchdown since 2014 when Cortland Finnegan scored in London against the Oakland Raiders.

The Dolphins took the lead in the first quarter on Parkey's 41-yard field goal, which came after Jones recovered a DeMarco Murray fumble forced by rookie defensive tackle Davon Godchaux.

Jones' touchdown made it 10-0 before Tennessee cut the Dolphins with a field goal after the Titans recovered a Jay Ajayi fumble.

Tennessee tied the game in the third quarter with a 69-yard touchdown drive capped by an 11-yard pass from Cassel to tight end Phillip Supernaw. The play came after Supernaw had been flagged for two false starts to move the ball from the Miami 1-yard line to the 11.

Linebacker Rey Mauluga made his Dolphins debut after missing the first three games because of a hamstring injury.

### SCORING DRIVES

TEAM	QTR	TIME	PLAY (EXTRA POINT) (DRIVE INFO)	TEN	MIA
Dolphins	1	0:53	C.Parkey 41 yd. Field Goal (7-19, 3:09)	0	3
Dolphins	1	0:06	R.Jones 38 yd. fumble return (C.Parkey kick)	0	10
Titans	2	9:37	R.Succop 45 yd. Field Goal (4--3, 2:15)	3	10
Titans	3	7:17	P.Superaw 11 yd. pass from M.Cassel (R.Succop kick) (9-69, 4:42)	10	10
Dolphins	4	10:33	J.Landry 6 yd. pass from J.Cutler (kick failed, wr) (10-58, 4:56)	10	16

## GAME STATISTICS

#### RUSHING (Att-Yds-TD):

Tennessee: D. Murray 14-58, D. Henry 4-9, T. Taylor 1-5, R. Matthews 1-(-3).  
Miami: J. Ajayi 25-77, D. Williams 3-15, J. Cutler 2-8, K. Drake 1-0.

#### PASSING (A-C-Y-TD-I):

Tennessee: M. Cassel 32-21-141-1-0.  
Miami: J. Cutler 26-12-92-1-1, M. Gray 1-0-0-0-0.

#### RECEIVING (Rec-Yds-TD):

Tennessee: J. Smith 5-21, E. Decker 4-34, D. Murray 4-11, R. Matthews 3-34, D. Walker 3-25, P. Supernaw 2-16-1.  
Miami: J. Landry 5-44-1, J. Ajayi 2-2, J. Thomas 1-15, D. Williams 1-13, K. Stills 1-13, D. Parker 1-6, J. Grant 1-(-1).

#### SACKS (Sk-Yds):

Tennessee: J. Casey 1-14.  
Miami: A. Branch 2-5, C. Harris 1-8, K. Alonso 1-0, N. Suh 1-0, R. Jones 0.5-4.5, C. Wake 0.5-4.5.

#### INTERCEPTIONS (Int-Yds):

Tennessee: T. Smith 1-14.  
Miami: None

#### FORCED FUMBLES:

Tennessee: A. Jackson 1.  
Miami: K. Alonso 1, D. Godchaux 1.

#### FUMBLE RECOVERIES (No-Yds):

Tennessee: K. Byard 1-6.  
Miami: R. Jones 2-38-1.

#### TEAM STATS

	TEN	MIA
<b>First Downs</b>	<b>14</b>	<b>12</b>
Rushing	3	5
Passing	9	7
Penalty	2	0
<b>3rd-Down Efficiency</b>	<b>2 for 13</b>	<b>5 for 15</b>
<b>4th-Down Efficiency</b>	<b>0 for 0</b>	<b>0 for 0</b>
<b>Total Net Yards</b>	<b>188</b>	<b>178</b>
<b>Total Net Plays</b>	<b>58</b>	<b>59</b>
Average Gain	3.2	3.0
<b>Net Yards Rushing</b>	<b>69</b>	<b>100</b>
Rushes	20	31
Yards per Rush	3.5	3.2
<b>Net Yards Passing</b>	<b>119</b>	<b>78</b>
Completed - Attempted	21-32	12-27
Yards per Pass Play	3.1	2.8
Sacked - Yards Lost	6-22	1-14
Had Intercepted	0	1
<b>Punts - Average</b>	<b>10-549-54.9</b>	<b>9-459-51.0</b>
<b>Return Yardage</b>	<b>67</b>	<b>91</b>
Punts - Return Yards	2-14	7-47
Kickoffs - Return Yards	2-39	2-44
Interceptions - Return Yards	1-14	0-0
<b>Penalties - Yards</b>	<b>11-77</b>	<b>5-23</b>
<b>Fumbles - Lost</b>	<b>2-2</b>	<b>1-1</b>
<b>Red-Zone Efficiency</b>	<b>1 for 1</b>	<b>1 for 1</b>
<b>Goal-to-Go Efficiency</b>	<b>1 for 1</b>	<b>1 for 1</b>
<b>Time of Possession</b>	<b>30:15</b>	<b>29:45</b>



## 2017 GAME RECAPS

# WEEK 6

OCT. 15, 2017 | ATLANTA, GA.  
MERCEDES-BENZ STADIUM  
ATTENDANCE: 70,593 | TV: CBS

### SCORING SUMMARY

<b>MIAMI 20</b>	<b>ATLANTA 17</b>
-----------------	-------------------

	1	2	3	4	F
Miami	0	0	14	6	20
Atlanta	10	7	0	0	17

The Dolphins pulled off a remarkable comeback in their first-ever visit to Atlanta's Mercedes-Benz Stadium.

The Dolphins scored 20 unanswered points in the second half to stun the defending NFC champion Atlanta Falcons, 20-17. This marked the first time the Dolphins erased a 17-point second-half deficit on the road since the famous "Fake Spike" game against the New York Jets in 1994.

Kicker Cody Parkey's second field goal of the game, a 38-yarder with 2:45 remaining in the fourth quarter broke a 17-17 tie. Safety Reshad Jones then clinched the victory when he intercepted Matt Ryan at the Dolphins 7-yard line with 38 seconds left after the Falcons had moved into field goal range.

Rookie third-round pick Cordrea Tankersley broke up Ryan's pass intended for tight end Austin Hooper and Jones was there to grab the floating ball.

Parkey earlier had tied the game with a 49-yard field goal in the fourth quarter after Jay Cutler threw touchdown passes to wide receivers Kenny Stills and Jarvis Landry.

Running back Jay Ajayi was a key factor in the victory as well, as he rushed for 130 yards — his second 100-yard performance of the season.

The defense shut out the potent Atlanta offense in the second half, thanks to the pass rush and Jones' heroics.

The Dolphins began their comeback with the opening drive of the second half when they drove 75 yards on 15 plays. The 8:43 drive was the Dolphins' longest in terms of time since 2013 when they had a 9:10 drive against the New York Jets. The key play in the drive was a 3-yard completion from Cutler to running back Damien Williams.

The drive also featured an 18-yard completion from Cutler to Stills on third-and-2 and ended with the two hooking up for an 11-yard touchdown on third-and-7.

### SCORING DRIVES

TEAM	QTR	TIME	PLAY (EXTRA POINT) (DRIVE INFO)	MIA	ATL
Falcons	1	9:41	M.Bryant 50 yd. Field Goal (11-43, 5:19)	0	3
Falcons	1	1:51	M.Hall 40 yd. pass from M.Ryan (M.Bryant kick) (9-90, 4:49)	0	10
Falcons	2	5:29	T.Coleman 6 yd. run (M.Bryant kick) (5-61, 2:23)	0	17
Dolphins	3	6:17	K.Stills 11 yd. pass from J.Cutler (C.Parkey kick) (15-75, 8:43)	7	17
Dolphins	3	1:32	J.Landry 7 yd. pass from J.Cutler (C.Parkey kick) (5-51, 2:30)	14	17
Dolphins	4	8:34	C.Parkey 49 yd. Field Goal (8-21, 3:08)	17	17
Dolphins	4	2:30	C.Parkey 38 yd. Field Goal (10-46, 4:30)	20	17

## GAME STATISTICS

#### RUSHING (Att-Yds-TD):

Miami: J. Ajayi 26-130, D. Williams 4-9, J. Cutler 1-(-1).  
Atlanta: D. Freeman 9-68, T. Coleman 9-32-1, M. Boshier 1-0.

#### PASSING (A-C-Y-TD-I):

Miami: J. Cutler 33-19-151-2-1.  
Atlanta: M. Ryan 35-24-248-1-1.

#### RECEIVING (Rec-Yds-TD):

Miami: J. Landry 8-62-1, K. Stills 4-49-1, J. Thomas 3-22, D. Williams 3-14, J. Grant 1-4.  
Atlanta: A. Hooper 7-48, Ju. Jones 6-72, T. Gabriel 4-39, J. Hardy 3-34, D. Freeman 2-11, M. Hall 1-40-1, T. Coleman 1-4.

#### SACKS (Sk-Yds):

Miami: N. Suh 1-5, C. Wake 1-4.  
Atlanta: None.

#### INTERCEPTIONS (Int-Yds):

Miami: R. Jones 1-15.  
Atlanta: D. Jones 1-1.

#### FORCED FUMBLES:

Miami: None.  
Atlanta: None.

#### FUMBLE RECOVERIES (No-Yds):

Miami: None.  
Atlanta: None.

#### TEAM STATS

	MIA	ATL
<b>First Downs</b>	<b>20</b>	<b>19</b>
Rushing	7	5
Passing	10	13
Penalty	3	1
<b>3rd-Down Efficiency</b>	<b>5 for 12</b>	<b>6 for 11</b>
<b>4th-Down Efficiency</b>	<b>2 for 3</b>	<b>0 for 1</b>
<b>Total Net Yards</b>	<b>289</b>	<b>339</b>
<b>Total Net Plays</b>	<b>64</b>	<b>56</b>
Average Gain	4.5	6.1
<b>Net Yards Rushing</b>	<b>138</b>	<b>100</b>
Rushes	31	19
Yards per Rush	4.5	5.3
<b>Net Yards Passing</b>	<b>151</b>	<b>239</b>
Completed - Attempted	19-33	24-35
Yards per Pass Play	4.6	6.5
Sacked - Yards Lost	0-0	2-9
Had Intercepted	1	1
<b>Punts - Average</b>	<b>2-80-40.0</b>	<b>3-118-39.3</b>
<b>Return Yardage</b>	<b>58</b>	<b>35</b>
Punts - Return Yards	1-8	0-0
Kickoffs - Return Yards	2-35	2-34
Interceptions - Return Yards	1-15	1-1
<b>Penalties - Yards</b>	<b>4-42</b>	<b>6-73</b>
<b>Fumbles - Lost</b>	<b>0-0</b>	<b>1-0</b>
<b>Red-Zone Efficiency</b>	<b>2 for 3</b>	<b>1 for 1</b>
<b>Goal-to-Go Efficiency</b>	<b>0 for 0</b>	<b>1 for 1</b>
<b>Time of Possession</b>	<b>34:24</b>	<b>25:36</b>



# WEEK 7

OCT. 22, 2017 | MIAMI GARDENS, FLA.  
 HARD ROCK STADIUM  
 ATTENDANCE: 65,025 | TV: FOX

## SCORING SUMMARY

**N.Y. JETS 28**      **MIAMI 31**

	1	2	3	4	F
N.Y. Jets	14	7	7	0	28
Miami	7	7	0	17	31

Matt Moore came off the bench to help the Dolphins produce another thrilling comeback victory.

After replacing injured starting quarterback Jay Cutler, Moore threw two touchdown passes to Kenny Stills to help erase a 28-14 fourth-quarter deficit and cornerback Bobby McCain had an interception to set up Cody Parkey's 39-game winning field goal with 22 seconds left as the Dolphins defeated the New York Jets 31-28 at Hard Rock Stadium.

The victory, which came a week after the Dolphins rallied from a 17-0 halftime deficit against the Atlanta Falcons, was their 12th consecutive in games decided by seven points or less. That's two shy of the NFL record, set by the Indianapolis Colts between 2008 and 2009.

On a first-and-10 from the Jets 15-yard line, McCain intercepted a pass near the sideline intended for wide receiver Jermaine Kearse.

Cutler threw two touchdown passes in the first half, connecting with Landry and Fasano, as the Dolphins score 14 points in the first half after combining for 13 in the first two quarters in their first five games.

Cutler and Moore became the first pair of Dolphins quarterbacks to throw touchdown passes in the same game since 2010 when Chad Henne and Tyler Thigpen did it in a 29-17 victory against the Tennessee Titans.

Quarterback Josh McCown threw for three touchdowns and ran for another for the Jets, who were trying to sweep the season series.

Along with Cutler, the Dolphins also lost left tackle Laremy Tunsil to a knee injury in the third quarter.

## SCORING DRIVES

TEAM	QTR	TIME	PLAY (EXTRA POINT) (DRIVE INFO)	NYJ	MIA
Jets	1	12:55	J.Kearse 29 yd. pass from J.McCown (C.Catanzaro kick) (5-75, 2:05)	7	0
Dolphins	1	10:44	J.Landry 4 yd. pass from J.Cutler (C.Parkey kick) (5-75, 2:11)	7	7
Jets	1	1:27	R.Anderson 18 yd. pass from J.McCown (C.Catanzaro kick) (8-75, 4:54)	14	7
Dolphins	2	6:14	A.Fasano 4 yd. pass from J.Cutler (C.Parkey kick) (10-70, 5:11)	14	14
Jets	2	1:51	J.McCown 1 yd. run (C.Catanzaro kick) (2-1, 0:41)	21	14
Jets	3	1:41	A.Seferian-Jenkins 10 yd. pass from J.McCown (C.Catanzaro kick) (7-45, 4:05)	28	14
Dolphins	4	11:21	K.Stills 28 yd. pass from M.Moore (C.Parkey kick) (4-42, 1:27)	28	21
Dolphins	4	6:19	K.Stills 2 yd. pass from M.Moore (C.Parkey kick) (6-54, 3:25)	28	28
Dolphins	4	0:22	C.Parkey 39 yd. Field Goal (4-6, 0:17)	28	31

# GAME STATISTICS

### RUSHING (Att-Yds-TD):

N.Y. Jets: B. Powell 9-43, M. Forte 7-41, E. McGuire 3-7, J. McCown 3-1-1.  
 Miami: J. Ajayi 23-51, D. Williams 2-2.

### PASSING (A-C-Y-TD-I):

N.Y. Jets: J. McCown 27-17-209-3-1.  
 Miami: M. Moore 21-13-188-2-1, J. Cutler 16-12-138-2-1.

### RECEIVING (Rec-Yds-TD):

N.Y. Jets: M. Forte 5-41, R. Anderson 3-35-1, A. Seferian-Jenkins 3-21-1, B. Powell 2-40, J. Kerley 2-17, J. Kearse 1-29-1, E. Tomlinson 1-26.  
 Miami: J. Landry 7-93-1, K. Stills 6-85-2, J. Thomas 3-58, J. Ajayi 3-26, A. Fasano 3-25-1, D. Williams 2-18, L. Carroo 1-21.

### SACKS (Sk-Yds):

N.Y. Jets: D. Davis 1-9, Ja. Adams 1-8, J. Martin 1-5.  
 Miami: C. Wake 2.5-24, N. Suh 0.5-5.

### INTERCEPTIONS (Int-Yds):

N.Y. Jets: M. Maye 1-32, M. Wilkerson 1-3.  
 Miami: B. McCain 1-6.

### FORCED FUMBLES:

N.Y. Jets: D. Lee 1.  
 Miami: None.

### FUMBLE RECOVERIES (No-Yds):

N.Y. Jets: None.  
 Miami: T. Fede 1.

TEAM STATS	NYJ	MIA
<b>First Downs</b>	<b>16</b>	<b>25</b>
Rushing	4	3
Passing	10	16
Penalty	2	6
<b>3rd-Down Efficiency</b>	<b>4 for 11</b>	<b>5 for 13</b>
<b>4th-Down Efficiency</b>	<b>0 for 0</b>	<b>0 for 0</b>
<b>Total Net Yards</b>	<b>272</b>	<b>357</b>
<b>Total Net Plays</b>	<b>52</b>	<b>65</b>
Average Gain	5.2	5.5
<b>Net Yards Rushing</b>	<b>92</b>	<b>53</b>
Rushes	22	25
Yards per Rush	4.2	2.1
<b>Net Yards Passing</b>	<b>180</b>	<b>304</b>
Completed - Attempted	17-27	25-37
Yards per Pass Play	6.0	7.6
Sacked - Yards Lost	3-29	3-22
Had Intercepted	1	2
<b>Punts - Average</b>	<b>7-321-45.9</b>	<b>6-267-44.5</b>
<b>Return Yardage</b>	<b>89</b>	<b>95</b>
Punts - Return Yards	4-24	4-33
Kickoffs - Return Yards	2-30	2-56
Interceptions - Return Yards	2-35	1-6
<b>Penalties - Yards</b>	<b>12-124</b>	<b>9-76</b>
<b>Fumbles - Lost</b>	<b>2-1</b>	<b>1-0</b>
<b>Red-Zone Efficiency</b>	<b>3 for 3</b>	<b>3 for 3</b>
<b>Goal-to-Go Efficiency</b>	<b>1 for 1</b>	<b>3 for 3</b>
<b>Time of Possession</b>	<b>28:02</b>	<b>31:58</b>



## 2017 GAME RECAPS

# WEEK 8

OCT. 26, 2017 | BALTIMORE, MD.  
M&T BANK STADIUM  
ATTENDANCE: 70,408 | TV: CBS/NFLN/AMAZON

### SCORING SUMMARY

**MIAMI 0**

**BALTIMORE 40**

	1	2	3	4	F
Miami	0	0	0	0	0
Baltimore	7	13	0	20	40

It was another disappointing visit to Baltimore for the Miami Dolphins. Quarterbacks Joe Flacco and Ryan Mallett each threw a touchdown pass to help the Ravens build a 20-0 halftime lead on their way to a 40-0 victory in a Thursday night game at M&T Bank Stadium.

Linebacker C.J. Mosley and cornerback Jimmy Smith both returned interceptions for touchdowns, Mosley going 63 yards in the third quarter and Smith going 50 in the fourth. Wide receiver Chris Moore had another fourth-quarter touchdown when he recovered a Baltimore fumble in the end zone.

Justin Tucker kicked two field goals, though rookie Dolphins defensive tackle Vincent Taylor blocked a 46-yard attempt in the second half. That, unfortunately, was a rare highlight for the Dolphins.

Running back Jay Ajayi had a season-long 21-yard run on his first carry, but found little room to run after that.

Matt Moore made his first start of the season at quarterback in place of injured starter Jay Cutler, but he couldn't duplicate his first start of 2016 when he had four touchdown passes against the New York Jets.

Moore was sacked three times, including a fourth-down play in the fourth quarter.

Along with Cutler, the Dolphins also played without starting defensive end Andre Branch and starting left guard Anthony Steen, who were nursing groin and foot injuries, respectively. Rookie first-round pick Charles Harris made his first NFL start in place of Branch.

The loss at Baltimore ended the Dolphins' three-game winning streak. The Dolphins had a six-game winning streak end in Baltimore last season.

### SCORING DRIVES

TEAM	QTR	TIME	PLAY (EXTRA POINT) (DRIVE INFO)	MIA	BAL
Ravens	1	8:19	J.Maclin 34 yd. pass from J.Flacco (J.Tucker kick) (3-40, 0:50)	0	7
Ravens	2	13:16	J.Tucker 55 yd. Field Goal (7-35, 2:51)	0	10
Ravens	2	8:02	J.Tucker 48 yd. Field Goal (8-30, 3:48)	0	13
Ravens	2	1:56	B.Watson 2 yd. pass from R.Mallett (J.Tucker kick) (8-60, 3:04)	0	20
Ravens	4	14:15	C.Mosley 63 yd. interception return (pass failed)	0	26
Ravens	4	6:39	C.Moore fumble recovery in end zone (J.Tucker kick) (8-38, 4:44)	0	33
Ravens	4	4:28	J.Smith 50 yd. interception return (J.Tucker kick)	0	40

## GAME STATISTICS

#### RUSHING (Att-Yds-TD):

Miami: J. Ajayi 13-23, K. Drake 6-22.  
Baltimore: A. Collins 18-133, J. Allen 17-55, J. Flacco 1-9, R. Mallett 4-(-3).

#### PASSING (A-C-Y-TD-I):

Miami: M. Moore 44-25-176-0-2.  
Baltimore: J. Flacco 15-10-101-1-0, R. Mallett 7-3-20-1-0.

#### RECEIVING (Rec-Yds-TD):

Miami: L. Carroo 6-48, K. Stills 5-65, J. Landry 5-33, J. Ajayi 4-18, A. Fasano 2-11, J. Thomas 2-2, D. Williams 2-(-1).  
Baltimore: N. Boyle 4-29, J. Maclin 3-53-1, A. Collins 2-30, B. Watson 2-6-1, J. Allen 1-2, P. Ricard 1-1.

#### SACKS (Sk-Yds):

Miami: None.  
Baltimore: A. Levine Sr. 1-8, T. Bowser 1-5, C. Mosley 0.5-6, Z. Smith 0.5-6.

#### INTERCEPTIONS (Int-Yds):

Miami: None.  
Baltimore: C. Mosley 1-63-1, J. Smith 1-50-1.

#### FORCED FUMBLES:

Miami: None.  
Baltimore: None.

#### FUMBLE RECOVERIES (No-Yds):

Miami: None.  
Baltimore: None.

#### TEAM STATS

	MIA	BAL
<b>First Downs</b>	<b>13</b>	<b>19</b>
Rushing	3	9
Passing	9	7
Penalty	1	3
<b>3rd-Down Efficiency</b>	<b>4 for 15</b>	<b>3 for 13</b>
<b>4th-Down Efficiency</b>	<b>0 for 2</b>	<b>0 for 0</b>
<b>Total Net Yards</b>	<b>196</b>	<b>295</b>
<b>Total Net Plays</b>	<b>66</b>	<b>62</b>
Average Gain	3.0	4.8
<b>Net Yards Rushing</b>	<b>45</b>	<b>174</b>
Rushes	19	40
Yards per Rush	2.4	4.4
<b>Net Yards Passing</b>	<b>151</b>	<b>121</b>
Completed - Attempted	25-44	13-22
Yards per Pass Play	3.2	5.5
Sacked - Yards Lost	3-25	0-0
Had Intercepted	2	0
<b>Punts - Average</b>	<b>8-328-41.0</b>	<b>5-225-45.0</b>
<b>Return Yardage</b>	<b>20</b>	<b>148</b>
Punts - Return Yards	2-5	3-9
Kickoffs - Return Yards	1-15	1-26
Interceptions - Return Yards	0-0	2-113
<b>Penalties - Yards</b>	<b>7-43</b>	<b>5-40</b>
<b>Fumbles - Lost</b>	<b>0-0</b>	<b>1-0</b>
<b>Red-Zone Efficiency</b>	<b>0 for 0</b>	<b>2 for 2</b>
<b>Goal-to-Go Efficiency</b>	<b>0 for 0</b>	<b>2 for 2</b>
<b>Time of Possession</b>	<b>28:46</b>	<b>31:14</b>



## 2017 GAME RECAPS

# WEEK 9

NOV. 5, 2017 | MIAMI GARDENS, FLA.  
HARD ROCK STADIUM  
ATTENDANCE: 65,139 | TV: NBC

### SCORING SUMMARY

OAKLAND 27

MIAMI 24

	1	2	3	4	F
Oakland	3	10	7	7	27
Miami	0	9	7	8	24

The Oakland Raiders spoiled the Dolphins' return to Sunday Night Football. Quarterback Jay Cutler returned to action and threw three touchdown passes, but it wasn't enough as the Dolphins suffered a 27-24 loss at Hard Rock Stadium in their first Sunday night appearance since 2010.

Marshawn Lynch rushed for two touchdowns and Derek Carr threw a 44-yard TD pass to Johnny Holton for the Raiders, who came in having lost five of their past six games.

Running back Damien Williams, wide receiver Jarvis Landry and tight end Julius Thomas had the touchdowns for the Dolphins, who concluded the first half of the regular season with a 4-4 record. Cody Parkey kicked a 49-yard field goal.

Kenyan Drake had a 42-yard run for the Dolphins' longest offensive play of the game.

Ndamukong Suh produced the defensive highlight when he jumped to knock the ball out of quarterback Derek Carr's hand as he was preparing to pass. Raiders tackle Marshall Newhouse recovered the fumble, but he lost the ball again when he was hit by linebacker Kiko Alonso and defensive end Charles Harris recovered for the Dolphins takeaway. Safety Reshad Jones had an interception on the final play before the two-minute warning.

The Dolphins were hurt by penalties and miscues, including a lost fumble by Drake and 11 penalties.

Oakland seemingly put the game away when Lynch scored his second touchdown on a 3-yard run to make it a 27-16 score. The play immediately followed a defensive pass interference penalty on cornerback Xavier Howard and a completion accompanied by a personal foul penalty on Reshad Jones.

The Dolphins scored with 1:32 left to make it 27-24 after Drake ran it in for the two-point conversion, but the comeback attempt ended when Raiders wide receiver Amari Cooper recovered the ensuing onside kick.

### SCORING DRIVES

TEAM	QTR	TIME	PLAY (EXTRA POINT) (DRIVE INFO)	OAK	MIA
Raiders	1	7:31	G.Tavecchio 36 yd. Field Goal (12-58, 7:29)	3	0
Dolphins	2	10:37	D.Williams 10 yd. pass from J.Cutler (kick failed, hlu) (10-82, 5:35)	3	6
Raiders	2	3:26	J.Holton 44 yd. pass from D.Carr (G.Tavecchio kick) (6-81, 4:02)	10	6
Dolphins	2	0:32	C.Parkey 49 yd. Field Goal (8-49, 2:54)	10	9
Raiders	2	0:00	G.Tavecchio 53 yd. Field Goal (5-42, 0:32)	13	9
Raiders	3	9:23	M.Lynch 22 yd. run (G.Tavecchio kick) (6-67, 3:24)	20	9
Dolphins	3	6:34	J.Landry 6 yd. pass from J.Cutler (C.Parkey kick) (7-75, 2:49)	20	16
Raiders	4	4:37	M.Lynch 3 yd. run (G.Tavecchio kick) (6-87, 2:44)	27	16
Dolphins	4	1:32	J.Thomas 15 yd. pass from J.Cutler (K.Drake run) (5-83, 0:22)	27	24

## GAME STATISTICS

#### RUSHING (Att-Yds-TD):

Oakland: M. Lynch 14-57-2, D. Washington 4-16, J. Richard 5-14, D. Carr 4-(-3).

Miami: K. Drake 9-69, D. Williams 7-14, M. Gray 1-3, J. Cutler 1-0.

#### PASSING (A-C-Y-TD-I):

Oakland: D. Carr 30-21-300-1-1.

Miami: J. Cutler 42-34-311-3-0.

#### RECEIVING (Rec-Yds-TD):

Oakland: J. Cook 8-126, A. Cooper 4-58, M. Crabtree 3-40, S. Roberts 2-28, M. Lynch 2-6, J. Holton 1-44-1, D. Washington 1-(-2).

Miami: J. Thomas 6-84-1, D. Williams 6-47-1, K. Drake 6-35, J. Landry 6-32-1, D. Parker 5-76, K. Stills 3-28, A. Fasano 2-9.

#### SACKS (Sk-Yds):

Oakland: M. Edwards 0.5-1, B. Irvin 0.5-1.

Miami: N. Suh 1-5.

#### INTERCEPTIONS (Int-Yds):

Oakland: None

Miami: R. Jones 1-0.

#### FORCED FUMBLES:

Oakland: B. Irvin 1.

Miami: K. Alonso 1, N. Suh 1.

#### FUMBLE RECOVERIES (No-Yds):

Oakland: T. Carrie 1-0.

Miami: C. Harris 1-0.

#### TEAM STATS

	OAK	MIA
<b>First Downs</b>	<b>20</b>	<b>23</b>
Rushing	4	4
Passing	14	15
Penalty	2	4
<b>3rd-Down Efficiency</b>	<b>8 for 15</b>	<b>5 for 12</b>
<b>4th-Down Efficiency</b>	<b>0 for 0</b>	<b>0 for 1</b>
<b>Total Net Yards</b>	<b>379</b>	<b>395</b>
<b>Total Net Plays</b>	<b>58</b>	<b>61</b>
Average Gain	6.5	6.5
<b>Net Yards Rushing</b>	<b>84</b>	<b>86</b>
Rushes	27	18
Yards per Rush	3.1	4.8
<b>Net Yards Passing</b>	<b>295</b>	<b>309</b>
Completed - Attempted	21-30	34-42
Yards per Pass Play	9.5	7.2
Sacked - Yards Lost	1-5	1-2
Had Intercepted	1	0
<b>Punts - Average</b>	<b>3-140-46.7</b>	<b>5-221-44.2</b>
<b>Return Yardage</b>	<b>82</b>	<b>52</b>
Punts - Return Yards	2-21	1-5
Kickoffs - Return Yards	2-61	2-47
Interceptions - Return Yards	0-0	1-0
<b>Penalties - Yards</b>	<b>10-105</b>	<b>11-107</b>
<b>Fumbles - Lost</b>	<b>3-1</b>	<b>2-1</b>
<b>Red-Zone Efficiency</b>	<b>1 for 2</b>	<b>3 for 3</b>
<b>Goal-to-Go Efficiency</b>	<b>1 for 1</b>	<b>2 for 2</b>
<b>Time of Possession</b>	<b>30:56</b>	<b>29:04</b>



## 2017 GAME RECAPS

# WEEK 10

NOV. 13, 2017 | CHARLOTTE, N.C.  
BANK OF AMERICA STADIUM  
ATTENDANCE: 72,790 | TV: ESPN

### SCORING SUMMARY

## MIAMI 21

## CAROLINA 45

	1	2	3	4	F
Miami	0	7	7	7	21
Carolina	3	14	21	7	45

The Dolphins completed their trio of prime-time games in disappointing fashion.

Running back Kenyan Drake had the Dolphins' longest offensive play of the season when he scored on a 66-yard touchdown run and Jay Cutler threw two touchdown passes, but it wasn't nearly enough as the Dolphins left Bank of America Stadium with a 45-21 loss.

Tight end Julius Thomas and wide receiver Jarvis Landry had the touchdown receptions for the Dolphins.

Rookie running back Christian McCaffrey had a touchdown run and a touchdown reception for Carolina, and wide receiver Devin Funchess had two touchdown catches. Cam Newton threw four touchdown passes and had a 69-yard run in the third quarter.

Drake's run, which surpassed his 42-yard run eight days earlier as the Dolphins' longest offensive play of the season, was the team's first rushing touchdown of the season. It was the longest run for the Dolphins since Oct. 25, 2015 when Lamar Miller had an 85-yard touchdown against the Houston Texans.

The Dolphins trailed 10-7 when the game turned late in the first half.

After Thomas scored on a shovel pass to cut into Carolina's 10-0 deficit, the Dolphins stopped the Panthers' two-minute drive at the end of the first half. But after the Dolphins took over at their own 20 with under a minute left, Jay Cutler was intercepted by linebacker Luke Kuechly and Carolina took a 17-7 lead into halftime after Newton threw a TD pass to tight end Ed Dickson.

### SCORING DRIVES

TEAM	QTR	TIME	PLAY (EXTRA POINT) (DRIVE INFO)	MIA	CAR
Panthers	1	1:50	G.Gano 40 yd. Field Goal (11-42, 5:33)	0	3
Panthers	2	6:59	C.McCaffrey 4 yd. run (G.Gano kick) (12-85, 6:17)	0	10
Dolphins	2	2:12	J.Thomas 2 yd. pass from J.Cutler (C.Parkey kick) (10-75, 4:47)	7	10
Panthers	2	0:19	E.Dickson 7 yd. pass from C.Newton (G.Gano kick) (4-20, 0:22)	7	17
Panthers	3	11:50	D.Funchess 28 yd. pass from C.Newton (G.Gano kick) (8-78, 3:10)	7	24
Panthers	3	7:15	C.Artis-Payne 12 yd. run (G.Gano kick) (4-48, 2:19)	7	31
Dolphins	3	5:47	K.Drake 66 yd. run (C.Parkey kick) (3-75, 1:28)	14	31
Panthers	3	3:07	C.McCaffrey 2 yd. pass from C.Newton (G.Gano kick) (4-87, 2:40)	14	38
Panthers	4	8:20	D.Funchess 32 yd. pass from C.Newton (G.Gano kick) (11-83, 6:43)	14	45
Dolphins	4	4:05	J.Landry 9 yd. pass from J.Cutler (C.Parkey kick) (10-75, 4:15)	21	45

## GAME STATISTICS

#### RUSHING (Att-Yds-TD):

Miami: K. Drake 7-82-1, D. Williams 9-19, J. Cutler 1-(-1).  
Carolina: J. Stewart 17-110, C. Newton 5-95, C. Artis-Payne 7-68-1, C. McCaffrey 5-23-1, D. Anderson 2-(-2).

#### PASSING (A-C-Y-TD-I):

Miami: J. Cutler 37-22-213-2-1.  
Carolina: C. Newton 35-21-254-4-0.

#### RECEIVING (Rec-Yds-TD):

Miami: D. Parker 6-66, K. Stills 5-67, J. Landry 5-42-1, D. Williams 2-20, K. Drake 2-10, J. Thomas 2-8-1.  
Carolina: D. Funchess 5-92-2, C. Samuel 5-45, R. Shepard 3-40, E. Dickson 3-33-1, C. McCaffrey 3-27-1, B. Bersin 1-12, K. Clay 1-5.

#### SACKS (Sk-Yds):

Miami: None.  
Carolina: None.

#### INTERCEPTIONS (Int-Yds):

Miami: None.  
Carolina: L. Kuechly 1-0.

#### FORCED FUMBLES:

Miami: None.  
Carolina: None.

#### FUMBLE RECOVERIES (No-Yds):

Miami: None.  
Carolina: None.

#### TEAM STATS

	MIA	CAR
<b>First Downs</b>	<b>17</b>	<b>30</b>
Rushing	3	12
Passing	12	16
Penalty	2	2
<b>3rd-Down Efficiency</b>	<b>7 for 12</b>	<b>11 for 14</b>
<b>4th-Down Efficiency</b>	<b>0 for 1</b>	<b>0 for 0</b>
<b>Total Net Yards</b>	<b>313</b>	<b>548</b>
<b>Total Net Plays</b>	<b>54</b>	<b>71</b>
Average Gain	5.8	7.7
<b>Net Yards Rushing</b>	<b>100</b>	<b>294</b>
Rushes	17	36
Yards per Rush	5.9	8.2
<b>Net Yards Passing</b>	<b>213</b>	<b>254</b>
Completed - Attempted	22-37	21-35
Yards per Pass Play	5.8	7.3
Sacked - Yards Lost	0-0	0-0
Had Intercepted	1	0
<b>Punts - Average</b>	<b>4-167-41.8</b>	<b>2-85-42.5</b>
<b>Return Yardage</b>	<b>87</b>	<b>91</b>
Punts - Return Yards	0-0	2-10
Kickoffs - Return Yards	4-87	4-81
Interceptions - Return Yards	0-0	1-0
<b>Penalties - Yards</b>	<b>7-57</b>	<b>6-37</b>
<b>Fumbles - Lost</b>	<b>0-0</b>	<b>0-0</b>
<b>Red-Zone Efficiency</b>	<b>2 for 2</b>	<b>4 for 4</b>
<b>Goal-to-Go Efficiency</b>	<b>1 for 1</b>	<b>3 for 3</b>
<b>Time of Possession</b>	<b>24:21</b>	<b>35:39</b>





## 2017 GAME RECAPS

# WEEK 11

NOV. 19, 2017 | MIAMI GARDENS, FLA.  
HARD ROCK STADIUM  
ATTENDANCE: 65,089 | TV: FOX

### SCORING SUMMARY

<b>TAMPA BAY 30</b>	<b>MIAMI 20</b>
---------------------	-----------------

	1	2	3	4	F
Tampa Bay	3	17	0	10	30
Miami	7	0	6	7	20

Matt Moore was called on to come into the game at quarterback for the second time this season, but the Dolphins weren't able to rally for a victory this time.

Moore replaced Jay Cutler, who left in the second half because of a concussion, helped the Dolphins erase a 20-7 deficit but Tampa Bay prevailed in the end, winning 30-20 on a 35-yard field goal by Patrick Murray with 6 seconds left.

Tampa Bay scored a touchdown on the final play on a fumble recovery in the end zone after the Dolphins began using laterals in a desperate effort to score a miraculous touchdown.

The Dolphins (4-6) tied the score 20-20 when Moore hit Kenny Stills with a 61-yard touchdown pass, capping Stills' seven-catch, 180-yard day.

But Tampa Bay answered with a 58-yard drive that began with a 17-yard pass from Ryan Fitzpatrick, starting in place of the injured Jameis Winston, to wide receiver Mike Evans.

Moore helped the Dolphins erase a 28-14 deficit in a 31-28 victory against the New York Jets on Oct. 22.

Before tying the game, the Dolphins missed several opportunities in the second half.

One of those came with 6:50 left in the fourth quarter when Damien Williams was stuffed for no gain on a fourth-and-1 from the Tampa Bay 34-yard line. The Dolphins earlier had to settle for two Cody Parkey field goals after they got into the red zone.

Jarvis Landry scored the first Dolphins touchdown when he caught a 2-yard pass from Cutler in the first quarter.

### SCORING DRIVES

TEAM	QTR	TIME	PLAY (EXTRA POINT) (DRIVE INFO)	TB	MIA
Buccaneers	1	7:13	P.Murray 30 yd. Field Goal (7-63, 3:28)	3	0
Dolphins	1	4:23	J.Landry 2 yd. pass from J.Cutler (C.Parkey kick) (7-90, 2:50)	3	7
Buccaneers	2	14:10	P.Murray 30 yd. Field Goal (11-59, 5:13)	6	7
Buccaneers	2	12:14	O.Howard 6 yd. pass from R.Fitzpatrick (P.Murray kick) (2-5, 0:41)	13	7
Buccaneers	2	0:45	D.Jackson 4 yd. pass from R.Fitzpatrick (P.Murray kick) (4-37, 1:05)	20	7
Dolphins	3	10:57	C.Parkey 26 yd. Field Goal (9-70, 4:03)	20	10
Dolphins	3	4:19	C.Parkey 31 yd. Field Goal (11-66, 4:52)	20	13
Dolphins	4	3:00	K.Stills 61 yd. pass from M.Moore (C.Parkey kick) (5-74, 1:37)	20	20
Buccaneers	4	0:04	P.Murray 35 yd. Field Goal (9-58, 2:56)	23	20
Buccaneers	4	0:00	A.Glanton fumble recovery in end zone (P.Murray kick)	30	20

## GAME STATISTICS

#### RUSHING (Att-Yds-TD):

Tampa Bay: D. Martin 19-38, R. Fitzpatrick 3-9, C. Sims III 1-3, J. Rodgers 1-3.  
Miami: D. Williams 10-78, K. Drake 7-4, J. Cutler 1-1, M. Moore 1-0.

#### PASSING (A-C-Y-TD-I):

Tampa Bay: R. Fitzpatrick 37-22-275-2-0.  
Miami: M. Moore 28-17-1-0, J. Cutler 12-6-83-1-3.

#### RECEIVING (Rec-Yds-TD):

Tampa Bay: M. Evans 5-92, O. Howard 3-52-1, C. Sims III 3-25, C. Godwin 2-38, D. Jackson 2-28-1, A. Humphries 2-11, P. Barber 2-11, D. Martin 2-6, C. Brate 1-12.  
Miami: K. Stills 7-180-1, J. Landry 6-95-1, J. Thomas 4-30, D. Parker 4-26, D. Williams 1-24, K. Drake 1-10.

#### SACKS (Sk-Yds):

Tampa Bay: G. McCoy 1-0.  
Miami: J. Phillips 1-7.

#### INTERCEPTIONS (Int-Yds):

Tampa Bay: K. Alexander 1-20, J. Evans 1-11, R. McClain 1-6.  
Miami: None.

#### FORCED FUMBLES:

Tampa Bay: R. Smith 1, C. Conte 1.  
Miami: None.

#### FUMBLE RECOVERIES (No-Yds):

Tampa Bay: R. Smith 1-0, A. Glanton 1-0-1.  
Miami: None.

TEAM STATS	TB	MIA
<b>First Downs</b>	<b>19</b>	<b>18</b>
Rushing	2	1
Passing	15	15
Penalty	2	2
<b>3rd-Down Efficiency</b>	<b>3 for 13</b>	<b>6 for 13</b>
<b>4th-Down Efficiency</b>	<b>0 for 0</b>	<b>0 for 1</b>
<b>Total Net Yards</b>	<b>321</b>	<b>448</b>
<b>Total Net Plays</b>	<b>62</b>	<b>60</b>
Average Gain	5.2	7.5
<b>Net Yards Rushing</b>	<b>53</b>	<b>83</b>
Rushes	24	19
Yards per Rush	2.2	4.4
<b>Net Yards Passing</b>	<b>268</b>	<b>365</b>
Completed - Attempted	22-37	23-40
Yards per Pass Play	7.1	8.9
Sacked - Yards Lost	1-7	1-0
Had Intercepted	0	3
<b>Punts - Average</b>	<b>6-249-41.5</b>	<b>2-106-53.0</b>
<b>Return Yardage</b>	<b>97</b>	<b>89</b>
Punts - Return Yards	1-7	3-20
Kickoffs - Return Yards	2-53	4-69
Interceptions - Return Yards	3-37	0-0
<b>Penalties - Yards</b>	<b>9-82</b>	<b>17-123</b>
<b>Fumbles - Lost</b>	<b>0-0</b>	<b>4-2</b>
<b>Red-Zone Efficiency</b>	<b>2 for 5</b>	<b>1 for 4</b>
<b>Goal-to-Go Efficiency</b>	<b>2 for 2</b>	<b>1 for 2</b>
<b>Time of Possession</b>	<b>31:49</b>	<b>28:11</b>



## 2017 GAME RECAPS

# WEEK 12

NOV. 26, 2017 | FOXBOROUGH, MASS.  
GILLETTE STADIUM  
ATTENDANCE: 65,878 | TV: CBS

### SCORING SUMMARY

## MIAMI 17

## NEW ENGLAND 35

	1	2	3	4	F
Miami	0	10	0	7	17
New England	14	7	7	7	35

On a day when the Dolphins lost players to injuries and an ejection, a fake punt set the stage for a frustrating day at Gillette Stadium.

Quarterback Tom Brady threw four touchdown passes, and running back Rex Burkhead and tight end Rob Gronkowski each scored two touchdowns as the New England Patriots handed the Dolphins a 35-17 defeat.

The Dolphins lost running back Senorise Perry on the second-half kickoff after he was taken out to be evaluated for a concussion. Damien Williams left the game later in that third quarter when he sustained a shoulder injury while being tackled after an 11-yard run.

Cornerback Bobby McCain was ejected in the third quarter after officials ruled a throw a punch at New England wide receiver Danny Amendola after the two became tangled on a Patriots running play.

Safety Reshad Jones and Kenyan Drake, the only running back available after Perry and Williams left the game, scored the Dolphins touchdowns. Cody Parkey kicked a 28-yard field goal in the second quarter.

Jones scored when he returned a fumble 14 yards in the second quarter. The fumble came when backup center Ted Karras snapped the ball in shotgun formation when Brady wasn't looking at him.

It was Jones' second touchdown of the season and the fifth of his career.

Drake scored on a screen pass in the fourth quarter when the Dolphins trailed 28-10.

### SCORING DRIVES

TEAM	QTR	TIME	PLAY (EXTRA POINT) (DRIVE INFO)	MIA	NE
Patriots	1	11:39	R.Burkhead 2 yd. run (S.Gostkowski kick) (8-75, 3:21)	0	7
Patriots	1	5:33	R.Gronkowski 5 yd. pass from T.Brady (S.Gostkowski kick) (9-88, 4:39)	0	14
Dolphins	2	13:19	R.Jones 14 yd. fumble return (C.Parkey kick)	7	14
Patriots	2	8:29	R.Burkhead 1 yd. pass from T.Brady (S.Gostkowski kick) (9-78, 4:50)	7	21
Dolphins	2	4:06	C.Parkey 28 yd. Field Goal (9-65, 4:23)	10	21
Patriots	3	10:28	R.Gronkowski 15 yd. pass from T.Brady (S.Gostkowski kick) (7-77, 2:46)	10	28
Dolphins	4	11:43	K.Drake 8 yd. pass from M.Moore (C.Parkey kick) (8-73, 3:12)	17	28
Patriots	4	6:31	B.Cooks 5 yd. pass from T.Brady (S.Gostkowski kick) (5-38, 2:10)	17	35

## GAME STATISTICS

#### RUSHING (Att-Yds-TD):

Miami: D. Williams 8-38, K. Drake 9-20, M. Moore 2-9.  
New England: D. Lewis 15-112, R. Burkhead 13-50-1, N. Ebner 1-14, J. White 3-13, B. Cooks 1-11, T. Brady 5-(-4).

#### PASSING (A-C-Y-TD-I):

Miami: M. Moore 34-23-215-1-12.  
New England: T. Brady 28-18-227-4-1.

#### RECEIVING (Rec-Yds-TD):

Miami: J. Landry 8-70, J. Thomas 5-52, K. Stills 3-47, K. Drake 3-27-1, D. Williams 3-14, D. Parker 1-5.  
New England: B. Cooks 6-83-1, R. Gronkowski 5-82-2, R. Burkhead 2-3-1, P. Dorsett 1-39, D. Amendola 1-15, J. White 1-2, D. Allen 1-2, D. Lewis 1-1.

#### SACKS (Sk-Yds):

Tampa Bay: G. McCoy 1-0.  
Miami: J. Phillips 1-7.

#### INTERCEPTIONS (Int-Yds):

Miami: B. McCain 1-0.  
New England: S. Gilmore 1-20, D. Harmon 1-0.

#### FORCED FUMBLES:

Miami: W. Aikens 1, A. Verner 1.  
New England: M. Butler 1, T. Flowers 1.

#### FUMBLE RECOVERIES (No-Yds):

Miami: R. Jones 1-14-1.  
New England: P. Chung 1-0.

#### TEAM STATS

	MIA	NE
<b>First Downs</b>	<b>15</b>	<b>25</b>
Rushing	5	9
Passing	9	11
Penalty	1	5
<b>3rd-Down Efficiency</b>	<b>2 for 11</b>	<b>5 for 12</b>
<b>4th-Down Efficiency</b>	<b>2 for 3</b>	<b>1 for 2</b>
<b>Total Net Yards</b>	<b>221</b>	<b>417</b>
<b>Total Net Plays</b>	<b>60</b>	<b>67</b>
Average Gain	3.7	6.2
<b>Net Yards Rushing</b>	<b>67</b>	<b>196</b>
Rushes	19	38
Yards per Rush	3.5	5.2
<b>Net Yards Passing</b>	<b>154</b>	<b>221</b>
Completed - Attempted	23-34	18-28
Yards per Pass Play	3.8	7.6
Sacked - Yards Lost	7-61	1-6
Had Intercepted	2	1
<b>Punts - Average</b>	<b>5-208-41.6</b>	<b>3-122-40.7</b>
<b>Return Yardage</b>	<b>97</b>	<b>59</b>
Punts - Return Yards	1-0	3-4
Kickoffs - Return Yards	4-97	2-35
Interceptions - Return Yards	1-0	2-20
<b>Penalties - Yards</b>	<b>6-52</b>	<b>7-70</b>
<b>Fumbles - Lost</b>	<b>2-1</b>	<b>4-1</b>
<b>Red-Zone Efficiency</b>	<b>1 for 3</b>	<b>5 for 5</b>
<b>Goal-to-Go Efficiency</b>	<b>1 for 2</b>	<b>4 for 4</b>
<b>Time of Possession</b>	<b>27:19</b>	<b>32:41</b>



## SUPPLEMENTAL STATS



## 2017 STATISTICS

WON 4, LOST 7			
9/17/2017	W	19- 17	at Los Angeles Chargers
9/24/2017	L	6- 20	at New York Jets
10/1/2017	L	0- 20	New Orleans Saints
10/8/2017	W	16- 10	Tennessee Titans
10/15/2017	W	20- 17	at Atlanta Falcons
10/22/2017	W	31- 28	New York Jets
10/26/2017	L	0- 40	at Baltimore Ravens
11/5/2017	L	24- 27	Oakland Raiders
11/13/2017	L	21- 45	at Carolina Panthers
11/19/2017	L	20- 30	Tampa Bay Buccaneers
11/26/2017	L	17- 35	at New England Patriots

SCORE BY PERIODS	Q1	Q2	Q3	Q4	OT	PTS
<b>TEAM</b>	27	33	44	70	0	174
<b>OPPONENTS</b>	54	101	73	61	0	289

SCORING	TD	RU	PA	RT	PAT	FG	2Pt	PTS
C.Parkey	0	0	0	0	16/19	12/13	0	52
J.Landry	6	0	6	0	0/0	0/0	0	36
K.Stills	5	0	5	0	0/0	0/0	0	30
K.Drake	2	1	1	0	0/0	0/0	1	14
R.Jones	2	0	0	2	0/0	0/0	0	12
J.Thomas	2	0	2	0	0/0	0/0	0	12
A.Fasano	1	0	1	0	0/0	0/0	0	6
D.Parker	1	0	1	0	0/0	0/0	0	6
D.Williams	1	0	1	0	0/0	0/0	0	6
<b>TEAM</b>	<b>20</b>	<b>1</b>	<b>17</b>	<b>2</b>	<b>16/19</b>	<b>12/13</b>	<b>1</b>	<b>174</b>
<b>OPPONENTS</b>	<b>35</b>	<b>9</b>	<b>22</b>	<b>4</b>	<b>34/34</b>	<b>15/22</b>	<b>0</b>	<b>289</b>

**2-Pt. Conversions:** Team 1/1, Opponents: 0/1

**Sacks:** C.Wake 8.0, N.Suh 3.5, A.Branch 3.0, W.Hayes 1.0, C.Harris 1.0, K.Alonso 1.0, R.Jones 0.5 **Team: 18.0, Opponents: 25.0**

	MIAMI	OPPONENT
<b>Total First Downs</b>	<b>191</b>	<b>224</b>
Rushing	40	59
Passing	125	139
Penalty	26	26
3rd Down: Made/Att	46/136	54/136
3rd Down Pct.	33.8%	39.7%
4th Down: Made/Att	4/16	2/5
4th Down Pct.	25.0%	40.0%
<b>Possession Avg.</b>	<b>28:47</b>	<b>31:13</b>
<b>Total Net Yards</b>	<b>3144</b>	<b>3809</b>
Avg. Per Game	285.8	346.3
Total Plays	667	669
Avg. Per Play	4.7	5.7
<b>Net Yards Rushing</b>	<b>871</b>	<b>1295</b>
Avg. Per Game	79.2	117.7
Total Rushes	241	302
<b>Net Yards Passing</b>	<b>2273</b>	<b>2514</b>
Avg. Per Game	206.6	228.5
Sacked/Yards Lost	25/190	18/109
Gross Yards	2463	2623
Attempts/Completions	401/253	349/235
Completion Pct.	63.1%	67.3%
Had Intercepted	15	4
<b>Punts/Average</b>	<b>57/44.9</b>	<b>51/46.3</b>
<b>Net Punting Avg.</b>	<b>40.9</b>	<b>42.4</b>
<b>Penalties/Yards</b>	<b>90/687</b>	<b>90/829</b>
<b>Fumbles/Ball Lost</b>	<b>13/5</b>	<b>18/6</b>
<b>Touchdowns</b>	<b>20</b>	<b>35</b>
Rushing	1	9
Passing	17	22
Returns	2	4



## 2017 STATISTICS

RUSHING	NO.	YDS	AVG	LONG	TD
J.Ajayi	138	465	3.4	21	0
K.Drake	42	200	4.8	66t	1
D.Williams	46	181	3.9	69	0
J.Cutler	10	20	2.0	9	0
M.Moore	3	9	3.0	7	0
M.Gray	1	3	3.0	3	0
J.Landry	1	-7	-7.0	-7	0
<b>TEAM</b>	<b>241</b>	<b>871</b>	<b>3.6</b>	<b>69</b>	<b>1</b>
<b>OPPONENTS</b>	<b>302</b>	<b>1295</b>	<b>4.3</b>	<b>69</b>	<b>9</b>

INTERCEPTIONS	NO.	YDS	AVG	LONG	TD
R.Jones	2	15	7.5	15	0
B.McCain	2	6	3.0	6	0
<b>TEAM</b>	<b>4</b>	<b>21</b>	<b>5.3</b>	<b>15</b>	<b>0</b>
<b>OPPONENTS</b>	<b>15</b>	<b>233</b>	<b>15.5</b>	<b>63t</b>	<b>2</b>

PUNTING	NO	YDS	AVG	NET	TB	IN	LG	B
M.Haack	57	2562	44.9	40.9	3	19	64	0
<b>TEAM</b>	<b>57</b>	<b>2562</b>	<b>44.9</b>	<b>40.9</b>	<b>3</b>	<b>19</b>	<b>64</b>	<b>0</b>
<b>OPPONENTS</b>	<b>51</b>	<b>2363</b>	<b>46.3</b>	<b>42.4</b>	<b>2</b>	<b>22</b>	<b>71</b>	<b>0</b>

RECEIVING	NO.	YDS	AVG	LONG	TD
J.Landry	75	637	8.5	49	6
K.Stills	43	635	14.8	61t	5
D.Parker	35	409	11.7	31	1
J.Thomas	34	342	10.1	27	2
D.Williams	20	155	7.8	24	1
K.Drake	15	89	5.9	17	1
J.Ajayi	14	67	4.8	15	0
L.Carroo	7	69	9.9	21	0
A.Fasano	7	45	6.4	22	1
J.Grant	3	15	5.0	12	0
<b>TEAM</b>	<b>253</b>	<b>2463</b>	<b>9.7</b>	<b>61t</b>	<b>17</b>
<b>OPPONENTS</b>	<b>235</b>	<b>2623</b>	<b>11.2</b>	<b>69t</b>	<b>22</b>

PUNT RETURNS	RET	FC	YDS	AVG	LONG	TD
J.Grant	16	8	84	5.3	14	0
J.Landry	10	1	77	7.7	16	0
<b>TEAM</b>	<b>26</b>	<b>9</b>	<b>161</b>	<b>6.2</b>	<b>16</b>	<b>0</b>
<b>OPPONENTS</b>	<b>25</b>	<b>15</b>	<b>169</b>	<b>6.8</b>	<b>23</b>	<b>0</b>

KICKOFF RETURNS	NO.	YDS	AVG	LONG	TD
J.Grant	15	359	23.9	31	0
K.Drake	7	147	21.0	34	0
S.Perry	4	87	21.8	29	0
J.Landry	1	-5	-5.0	-5	0
<b>TEAM</b>	<b>27</b>	<b>581</b>	<b>21.5</b>	<b>34</b>	<b>0</b>
<b>OPPONENTS</b>	<b>22</b>	<b>448</b>	<b>20.4</b>	<b>35</b>	<b>0</b>

**Fumbles Lost:** K.Drake 2, J.Landry 1, J.Ajayi 1, J.Grant 1 **Total: 5**

**Opponent Fumble Recoveries:** R.Jones 3, T.Fede 1, M.Hull 1, C.Harris 1 **Total: 6**

FIELD GOALS	1-19	20-29	30-39	40-49	50+
C.Parkey	0/0	3/3	5/5	3/3	1/2
<b>TEAM</b>	<b>0/0</b>	<b>3/3</b>	<b>5/5</b>	<b>3/3</b>	<b>1/2</b>
<b>OPPONENTS</b>	<b>0/0</b>	<b>1/1</b>	<b>4/4</b>	<b>7/13</b>	<b>3/4</b>

PASSING	ATT	CMP	YDS	CMP%	YDS/ATT	TD	TD%	INT	INT%	LONG	SACK	LOST	RATING
J.Cutler	271	175	1602	64.6%	5.9	13	4.8%	9	3.3%	36	13	95	82.7
M.Moore	127	78	861	61.4%	6.8	4	3.1%	5	3.9%	61t	12	95	75.6
M.Gray	1	0	0	0.0%	0.0	0	0.0%	0	0.0%	0	0	0	39.6
J.Landry	1	0	0	0.0%	0.0	0	0.0%	0	0.0%	0	0	0	39.6
M.Haack	1	0	0	0.0%	0.0	0	0.0%	1	100.0%	0	0	0	0.0
<b>TEAM</b>	<b>401</b>	<b>253</b>	<b>2463</b>	<b>63.1%</b>	<b>6.1</b>	<b>17</b>	<b>4.2%</b>	<b>15</b>	<b>3.7%</b>	<b>61t</b>	<b>25</b>	<b>190</b>	<b>78.8</b>
<b>OPPONENTS</b>	<b>349</b>	<b>235</b>	<b>2623</b>	<b>67.3%</b>	<b>7.5</b>	<b>22</b>	<b>6.3%</b>	<b>4</b>	<b>1.1%</b>	<b>69t</b>	<b>18</b>	<b>109</b>	<b>105.7</b>



## 2017 STATISTICS

2017 MIAMI DOLPHINS INDIVIDUAL DEFENSIVE STATISTICS												
PLAYER	GP	SOLO	ASST	TOT	SACKS	YDS	TFL	QBH	INT	PD	FF	FR
Reshad Jones	11	65	15	80	0.5	4.5	4	1	2	3	0	3
Kiko Alonso	11	53	25	78	1.0	0.0	6	2	0	1	2	0
Lawrence Timmons	9	44	17	61	0.0	0.0	4	2	0	2	0	0
Xavien Howard	11	32	5	37	0.0	0.0	1	0	0	4	0	0
Davon Godchaux	11	20	11	31	0.0	0.0	1	2	0	1	1	0
Ndamukong Suh	11	17	14	31	3.5	15.0	5	7	0	1	2	0
Cordrea Tankersley	9	24	5	29	0.0	0.0	1	0	0	7	0	0
Cameron Wake	11	22	7	29	8.0	63.5	10	22	0	0	0	0
Bobby McCain	11	19	8	27	0.0	0.0	1	0	2	3	0	0
Rey Mauluga	6	14	9	23	0.0	0.0	1	0	0	0	0	0
Nate Allen	7	14	6	20	0.0	0.0	0	0	0	1	0	0
William Hayes	10	14	5	19	1.0	8.0	4	5	0	0	0	0
T.J. McDonald	3	12	7	19	0.0	0.0	1	0	0	1	0	0
Mike Hull	11	12	7	19	0.0	0.0	1	1	0	0	0	1
Andre Branch	10	10	9	19	3.0	10.0	3	5	0	1	0	0
Chase Allen	11	16	0	16	0.0	0.0	0	0	0	0	0	0
Michael Thomas	11	9	7	16	0.0	0.0	1	0	0	1	0	0
Vincent Taylor	9	7	7	14	0.0	0.0	0	1	0	1	0	0
Jordan Phillips	8	5	5	11	0.0	0.0	1	1	0	0	0	0
Charles Harris	11	8	3	11	1.0	8.0	1	8	0	2	0	1
Byron Maxwell	2	8	0	8	0.0	0.0	0	0	0	0	1	0
Terrence Fede	11	4	2	6	0.0	0.0	0	0	0	0	0	1
Alterraun Verner	11	3	0	3	0.0	0.0	0	0	0	0	1	0
Stephone Anthony	3	1	1	2	0.0	0.0	0	0	0	0	0	0
Maurice Smith	6	1	0	1	0.0	0.0	0	0	0	1	0	0
<b>TOTALS</b>		<b>434</b>	<b>176</b>	<b>610</b>	<b>18.0</b>	<b>109.0</b>	<b>46</b>	<b>57</b>	<b>4</b>	<b>30</b>	<b>7</b>	<b>6</b>

**NOTE:** Special teams and miscellaneous tackles/fumbles not included above

**DEFENSIVE TOUCHDOWNS:** Reshad Jones 38-yard fumble return vs. Tennessee (10/8), Reshad Jones 14-yard fumble return at New England (11/26).

**MISCELLANEOUS TACKLES:** Jarvis Landry 6, Jermon Bushrod 1, Ja'Wuan James 1, Ted Larsen 1, DeVante Parker 1, Mike Pouncey 1, Kenny Stills 1, Julius Thomas 1.

**MISCELLANEOUS FORCED FUMBLES:** None.

**MISCELLANEOUS FUMBLE RECOVERIES:** Jarvis Landry 2, Jay Cutler 1, Ja'Wuan James 1.



## GAME-BY-GAME TEAM STATISTICS

2017 MIAMI DOLPHINS GAME-BY-GAME STATISTICS																			
GAME	SCORE				FIRST DOWNS				3RD DOWN		4TH DOWN		NET YARDS						
	PTS	OPP	DIFF	OT	TOT	RUSH	PASS	PEN	CON	ATT	CON	ATT	TOT	RUSH	PASS	TO	PEN	YDS	TOP
at L.A. Chargers	19	17	2	0	21	6	13	2	5	13	0	1	336	111	225	0	5	23	33:22
at N.Y. Jets	6	20	-14	0	16	0	12	4	1	12	0	3	225	30	195	2	8	51	23:52
NEW ORLEANS	0	20	-20	0	11	3	7	1	1	8	0	1	186	58	128	1	11	90	25:32
TENNESSEE	16	10	6	0	12	5	7	0	5	15	0	0	178	100	78	2	5	23	29:45
at Atlanta	20	17	3	0	20	7	10	3	5	12	2	3	289	138	151	1	4	42	34:24
NEW YORK	31	28	3	0	25	3	16	6	5	13	0	0	357	53	304	2	9	76	31:58
at Baltimore	0	40	-40	0	13	3	9	1	4	15	0	2	196	45	151	2	7	43	28:46
OAKLAND	24	27	-3	0	23	4	15	4	5	12	0	1	395	86	309	1	11	107	29:04
at Carolina	21	45	-24	0	17	3	12	2	7	12	0	1	313	100	213	1	7	57	24:21
TAMPA BAY	20	30	-10	0	18	1	15	2	6	13	0	1	448	83	365	5	17	123	28:11
at New England	17	35	-18	0	15	5	9	1	2	11	2	3	221	67	154	3	6	52	27:19
DENVER																			
NEW ENGLAND																			
at Buffalo																			
at Kansas City																			
BUFFALO																			
<b>TOTALS</b>	<b>174</b>	<b>289</b>	<b>-115</b>	<b>0</b>	<b>191</b>	<b>40</b>	<b>125</b>	<b>26</b>	<b>46</b>	<b>136</b>	<b>4</b>	<b>16</b>	<b>3,144</b>	<b>871</b>	<b>2,273</b>	<b>20</b>	<b>90</b>	<b>687</b>	<b>28:47</b>

2017 OPPONENTS GAME-BY-GAME STATISTICS																			
GAME	SCORE				FIRST DOWNS				3RD DOWN		4TH DOWN		NET YARDS						
	PTS	OPP	DIFF	OT	TOT	RUSH	PASS	PEN	CON	ATT	CON	ATT	TOT	RUSH	PASS	TO	PEN	YDS	TOP
at L.A. Chargers	17	19	-2	0	24	3	19	2	2	8	0	0	367	44	323	0	6	56	26:38
at N.Y. Jets	20	6	14	0	16	4	9	3	4	13	0	0	336	103	233	1	10	94	36:08
NEW ORLEANS	20	0	20	0	22	4	16	2	6	13	1	2	347	86	261	0	8	71	34:28
TENNESSEE	10	16	-6	0	14	3	9	2	2	13	0	0	188	69	119	2	11	77	30:15
at Atlanta	17	20	-3	0	19	5	13	1	6	11	0	1	339	100	239	1	6	73	25:36
NEW YORK	28	31	-3	0	16	4	10	2	4	11	0	0	272	92	180	2	12	124	28:02
at Baltimore	40	0	40	0	19	9	7	3	3	13	0	0	295	174	121	0	5	40	31:14
OAKLAND	27	24	3	0	20	4	14	2	8	15	0	0	379	84	295	2	10	105	30:56
at Carolina	45	21	24	0	30	12	16	2	11	14	0	0	548	294	254	0	6	37	35:39
TAMPA BAY	30	20	10	0	19	2	15	2	3	13	0	0	321	53	268	0	9	82	31:49
at New England	35	17	18	0	25	9	11	5	5	12	1	2	417	196	221	2	7	70	32:41
DENVER																			
NEW ENGLAND																			
at Buffalo																			
at Kansas City																			
BUFFALO																			
<b>TOTALS</b>	<b>289</b>	<b>174</b>	<b>115</b>	<b>0</b>	<b>224</b>	<b>59</b>	<b>139</b>	<b>26</b>	<b>54</b>	<b>136</b>	<b>2</b>	<b>5</b>	<b>3,809</b>	<b>1295</b>	<b>2,514</b>	<b>10</b>	<b>90</b>	<b>829</b>	<b>31:13</b>



## GAME-BY-GAME TEAM DEFENSIVE STATISTICS

2017 MIAMI DOLPHINS GAME-BY-GAME TEAM DEFENSIVE STATISTICS											
GAME	SOLO	ASST	TOT	SACKS	YDS	TFL	QBH	INT	PD	FF	FR
at L.A. Chargers	42	19	61	1.0	8.0	5	5	0	0	0	0
at N.Y. Jets	43	15	58	2.0	16.0	5	5	0	1	2	1
NEW ORLEANS	55	2	57	1.0	7.0	5	5	0	1	0	0
TENNESSEE	40	10	50	6.0	22.0	4	11	0	5	2	2
at Atlanta	38	11	49	2.0	9.0	5	5	1	4	0	0
NEW YORK	31	10	41	3.0	29.0	3	5	1	4	0	1
at Baltimore	37	20	57	0.0	0.0	3	3	0	2	0	0
OAKLAND	37	12	49	1.0	5.0	5	2	1	4	2	1
at Carolina	30	36	66	0.0	0.0	0	2	0	2	0	0
TAMPA BAY	39	14	53	1.0	7.0	6	6	0	5	0	0
at New England	42	27	69	1.0	6.0	5	8	1	2	1	1
DENVER											
NEW ENGLAND											
at Buffalo											
at Kansas City											
BUFFALO											
<b>TOTALS</b>	<b>434</b>	<b>176</b>	<b>610</b>	<b>18.0</b>	<b>109.0</b>	<b>46</b>	<b>57</b>	<b>4</b>	<b>30</b>	<b>7</b>	<b>6</b>

## TURNOVER DIFFERENTIAL

2017 MIAMI DOLPHINS TURNOVERS							
GAME	TAKEAWAYS			GIVEAWAYS			DIFF
	INT	FUM	TOTAL	INT	FUM	TOTAL	
at L.A. Chargers	0	0	0	0	0	0	0
at N.Y. Jets	0	1	1	2	0	2	-1
NEW ORLEANS	0	0	0	1	0	1	-1
TENNESSEE	0	2	2	1	1	2	0
at Atlanta	1	0	1	1	0	1	0
N.Y. JETS	1	1	2	2	0	2	0
at Baltimore	0	0	0	2	0	2	-2
OAKLAND	1	1	2	0	1	1	1
at Carolina	0	0	0	1	0	1	-1
TAMPA BAY	0	0	0	3	2	5	-5
at New England	1	1	2	2	1	3	-1
DENVER							
NEW ENGLAND							
at Buffalo							
at Kansas City							
BUFFALO							
<b>TOTAL</b>	<b>4</b>	<b>6</b>	<b>10</b>	<b>15</b>	<b>5</b>	<b>20</b>	<b>-10</b>





## SPECIAL TEAMS

2017 MIAMI DOLPHINS TEAM SPECIAL TEAMS STATISTICS								
GAME	SOLO	ASST	TOT	FF	FR	BFG	BPAT	BPNT
at L.A. Chargers	5	1	6	0	0	0	0	0
at N.Y. Jets	3	0	3	0	1	1	0	0
NEW ORLEANS	3	0	3	0	0	0	0	0
TENNESSEE	4	0	4	0	0	0	0	0
at Atlanta	1	2	3	0	0	0	0	0
NEW YORK	6	1	7	0	0	0	0	0
at Baltimore	3	0	3	0	0	1	0	0
OAKLAND	4	2	6	0	0	0	0	0
at Carolina	5	2	7	0	0	0	0	0
TAMPA BAY	1	2	3	0	1	0	0	0
at New England	5	1	6	1	0	0	0	0
DENVER								
NEW ENGLAND								
at Buffalo								
at Kansas City								
BUFFALO								
<b>TOTALS</b>	<b>40</b>	<b>11</b>	<b>51</b>	<b>1</b>	<b>2</b>	<b>2</b>	<b>0</b>	<b>0</b>

2017 MIAMI DOLPHINS INDIVIDUAL SPECIAL TEAMS STATISTICS								
PLAYER	SOLO	ASST	TOT	FF	FR	BFG	BPAT	BPNT
M. Thomas	7	3	10	0	0	0	0	0
M. Hull	5	0	5	0	0	0	0	0
K. Drake	4	1	5	0	0	0	0	0
A. Verner	4	1	5	0	0	0	0	0
S. Perry	3	2	5	0	0	0	0	0
T. Fede	4	0	4	0	0	0	0	0
B. McCain	3	0	3	0	0	0	0	0
C. Allen	3	0	3	0	0	0	0	0
W. Aikens	2	1	3	1	0	0	0	0
D. Williams	1	1	2	0	0	0	0	0
J. Denney	1	0	1	0	0	0	0	0
M. Gray	1	0	1	0	0	0	0	0
J. Landry	1	0	1	0	0	0	0	0
C. Parkey	1	0	1	0	0	0	0	0
J. March-Lillard	0	1	1	0	0	0	0	0
J. Lucas	0	1	1	0	0	0	0	0
J. Grant	0	0	0	0	2	0	0	0
V. Taylor	0	0	0	0	0	2	0	0
<b>TOTALS</b>	<b>40</b>	<b>11</b>	<b>51</b>	<b>1</b>	<b>2</b>	<b>2</b>	<b>0</b>	<b>0</b>

2017 MIAMI DOLPHINS KICKOFF STATISTICS									
PLAYER	GP	KO	TB	PCT	YDS	AVG	RET	RET YDS	AVG START
C. Parkey	11	40	18	45.0%	2,587	64.7	22	448	22.1
<b>TOTAL</b>	<b>11</b>	<b>40</b>	<b>18</b>	<b>45.0%</b>	<b>2,587</b>	<b>64.7</b>	<b>22</b>	<b>448</b>	<b>22.1</b>



## DRIVE PRODUCTION

2017 MIAMI DOLPHINS GAME-BY-GAME DRIVE PRODUCTION										
GAME	POSS	TD	FGM	FGA	PUNT	INT	FUM	DWNS	TIME	SAF
at L.A. Chargers	10	1	4	4	3	0	0	1	1	0
at N.Y. Jets	12	1	0	0	7	2	0	2	0	0
NEW ORLEANS	9	0	0	0	6	1	0	1	1	0
TENNESSEE	14	1	1	1	9	1	1	0	1	0
at Atlanta	9	2	2	2	2	1	0	1	1	0
NEW YORK	13	4	1	1	6	2	0	0	0	0
at Baltimore	14	0	0	1	8	2	0	2	1	0
OAKLAND	11	3	1	1	5	0	1	1	0	0
at Carolina	10	3	0	0	4	1	0	1	1	0
TAMPA BAY	12	2	2	2	2	3	1	1	1	0
at New England	11	1	1	1	5	2	1	1	0	0
DENVER										
NEW ENGLAND										
at Buffalo										
at Kansas City										
BUFFALO										
<b>TOTALS</b>	<b>125</b>	<b>18</b>	<b>12</b>	<b>13</b>	<b>57</b>	<b>15</b>	<b>4</b>	<b>11</b>	<b>7</b>	<b>0</b>

2017 OPPONENTS GAME-BY-GAME DRIVE PRODUCTION										
GAME	POSS	TD	FGM	FGA	PUNT	INT	FUM	DWNS	TIME	SAF
at L.A. Chargers	9	2	1	3	4	0	0	0	0	0
at N.Y. Jets	12	2	2	3	5	0	1	0	1	0
NEW ORLEANS	9	2	2	3	3	0	0	1	0	0
TENNESSEE	15	1	1	1	10	0	2	0	1	0
at Atlanta	9	2	1	2	3	1	0	1	0	0
NEW YORK	14	4	0	0	7	1	1	0	1	0
at Baltimore	12	3	2	3	5	0	0	0	1	0
OAKLAND	11	3	2	2	3	1	1	0	1	0
at Carolina	10	6	1	1	2	0	0	0	1	0
TAMPA BAY	12	2	3	4	6	0	0	0	0	0
at New England	13	5	0	0	3	1	1	1	2	0
DENVER										
NEW ENGLAND										
at Buffalo										
at Kansas City										
BUFFALO										
<b>TOTALS</b>	<b>126</b>	<b>32</b>	<b>15</b>	<b>22</b>	<b>51</b>	<b>4</b>	<b>6</b>	<b>3</b>	<b>8</b>	<b>0</b>



## RED ZONE PRODUCTION

2017 MIAMI DOLPHINS GAME-BY-GAME RED ZONE PRODUCTION											
GAME	POSS	TD	FGM	FGA	INT	FUM	DWNS	TIME	RZ PLAYS	RZ RUSH	RZ PASS
at L.A. Chargers	3	0	3	3	0	0	0	0	11	4	7
at N.Y. Jets	1	1	0	0	0	0	0	0	3	1	2
NEW ORLEANS	1	0	0	0	1	0	0	0	1	0	1
TENNESSEE	1	1	0	0	0	0	0	0	4	2	2
at Atlanta	3	2	1	1	0	0	0	0	8	4	4
NEW YORK	3	3	0	0	0	0	0	0	6	1	5
at Baltimore	0	0	0	0	0	0	0	0	0	0	0
OAKLAND	3	3	0	0	0	0	0	0	5	0	5
at Carolina	2	2	0	0	0	0	0	0	7	1	6
TAMPA BAY	4	1	2	2	1	0	0	0	12	3	9
at New England	3	1	1	1	1	0	0	0	6	0	6
DENVER											
NEW ENGLAND											
at Buffalo											
at Kansas City											
BUFFALO											
<b>TOTALS</b>	<b>24</b>	<b>14</b>	<b>7</b>	<b>7</b>	<b>3</b>	<b>0</b>	<b>0</b>	<b>0</b>	<b>63</b>	<b>16</b>	<b>47</b>

2017 OPPONENT GAME-BY-GAME RED ZONE PRODUCTION											
GAME	POSS	TD	FGM	FGA	INT	FUM	DWNS	TIME	RZ PLAYS	RZ RUSH	RZ PASS
at L.A. Chargers	3	2	0	1	0	0	0	0	7	2	5
at N.Y. Jets	2	1	1	1	0	0	0	0	6	4	2
NEW ORLEANS	4	2	1	2	0	0	0	0	12	5	7
TENNESSEE	1	1	0	0	0	0	0	0	2	1	1
at Atlanta	1	1	0	0	0	0	0	0	4	3	1
NEW YORK	3	3	0	0	0	0	0	0	6	4	2
at Baltimore	2	2	0	0	0	0	0	0	6	5	1
OAKLAND	2	1	1	1	0	0	0	0	4	2	2
at Carolina	4	4	0	0	0	0	0	0	11	7	4
TAMPA BAY	5	2	3	3	0	0	0	0	9	5	4
at New England	5	5	0	0	0	0	0	0	10	6	4
DENVER											
NEW ENGLAND											
at Buffalo											
at Kansas City											
BUFFALO											
<b>TOTALS</b>	<b>32</b>	<b>24</b>	<b>6</b>	<b>8</b>	<b>0</b>	<b>0</b>	<b>0</b>	<b>0</b>	<b>77</b>	<b>44</b>	<b>33</b>



## PENALTIES

2017 GAME-BY-GAME PENALTIES						
GAME	MIAMI			OPPONENTS		
	PEN	YDS	1DWNS	PEN	YDS	1DWNS
at L.A. Chargers	5	23	2	6	56	2
at N.Y. Jets	8	51	3	10	94	4
NEW ORLEANS	11	90	2	8	71	1
TENNESSEE	5	23	2	11	77	0
at Atlanta	4	42	1	6	73	3
NEW YORK	9	76	2	12	124	6
at Baltimore	7	43	3	5	40	1
OAKLAND	11	107	2	10	105	4
at Carolina	7	57	2	6	37	2
TAMPA BAY	17	123	2	9	82	2
at New England	6	52	1	7	70	5
DENVER						
NEW ENGLAND						
at Buffalo						
at Kansas City						
BUFFALO						
<b>TOTALS</b>	<b>90</b>	<b>687</b>	<b>22</b>	<b>90</b>	<b>829</b>	<b>30</b>



## REPLAY REVIEWS

2017 REPLAY CHALLENGES BY DOLPHINS		
GAME	INITIAL RULING	RULING
L.A. CHARGERS (9/17)	J.Cutler pass incomplete deep right to D.Parker (K. Emanuel). Miami challenged the incomplete pass ruling.	Upheld
N.Y. JETS (10/22)	J.Cutler pass incomplete deep right to K.Stills [D.Bass]. Miami challenged the pass completion ruling.	Reversed
TAMPA BAY (11/19)	R.Fitzpatrick sacked at TB 1 for -7 yards (J.Phillips). Miami challenged the runner was down by contact ruling.	Upheld

2017 REPLAY CHALLENGES BY OPPONENT		
GAME	INITIAL RULING	RULING
N.Y. JETS (9/24)	J. Cutler pass short left to K. Stills. NY Jets challenged the pass completion ruling.	Upheld

2017 REVIEWS BY REPLAY ASSISTANT		
GAME	INITIAL RULING	RULING
N.Y. JETS (9/24)	B. Powell left end for 1 yard, TOUCHDOWN. Replay Official reviewed the runner broke the plane ruling.	Upheld
NEW ORLEANS (10/1)	J.Cutler pass short left to K.Stills to MIA 11 for 5 yards (M.Lattimore). FUMBLES (M.Lattimore), ball out of bounds at MIA 11. The Replay Official reviewed the loose ball recovery ruling.	Reversed
TENNESSEE (10/8)	M.Cassel sacked at TEN 24 for -7 yards (K.Alonso). FUMBLES (K.Alonso), RECOVERED by MIA-R.Jones at TEN 38. R.Jones for 38 yards, TOUCHDOWN. The Replay Official reviewed the fumble ruling.	Upheld
ATLANTA (10/15)	T. Coleman left guard for 6 yards, TOUCHDOWN. The Replay Official reviewed the runner broke the plane ruling.	Upheld
N.Y. JETS (10/22)	B.Powell right tackle to NYJ 12 for no gain (R.Jones). FUMBLES (R.Jones), RECOVERED by MIA-K.Alonso at NYJ 13. K.Alonso to NYJ 13 for no gain (K.Beachum). The Replay Official reviewed the fumble ruling.	Reversed
OAKLAND (11/5)	J.Cutler pass deep right to D.Parker ran ob at OAK 15 for 26 yards. The Replay Official reviewed the incomplete pass ruling.	Reversed
CAROLINA (11/13)	C.Newton pass deep middle intended for R.Shepard INTERCEPTED by T.McDonald at MIA 3. T.McDonald to MIA 4 for 1 yard (C.Samuel). The Replay Official reviewed the pass interception ruling.	Reversed
TAMPA BAY (11/19)	J.Cutler pass short left to J.Landry to MIA 37 for 7 yards (R.Smith). FUMBLES (R.Smith), RECOVERED by TB-R.Smith at MIA 37. R.Smith to MIA 37 for no gain (J.Landry). The Replay Official reviewed the fumble ruling.	Upheld
NEW ENGLAND (11/26)	R.Burkhead left tackle for 2 yards, TOUCHDOWN. The Replay Official reviewed the runner broke the plane ruling.	Upheld
NEW ENGLAND (11/26)	T.Brady pass deep middle intended for D.Amendola INTERCEPTED by B.McCain at MIA 35. B.McCain to MIA 35 for no gain (D.Amendola). The Replay Official reviewed the pass interception ruling.	Upheld



## THIRD AND FOURTH DOWNS

2017 GAME-BY-GAME THIRD DOWNS						
GAME	MIAMI			OPPONENTS		
	MADE	ATT	PCT	MADE	ATT	PCT
at L.A. Chargers	5	13	38.5	2	8	25.0
at N.Y. Jets	1	12	8.3	4	13	30.8
NEW ORLEANS	1	8	12.5	6	13	46.2
TENNESSEE	5	15	33.3	2	13	15.4
at Atlanta	5	12	41.7	6	11	54.5
NEW YORK	5	13	38.5	4	11	36.4
at Baltimore	4	15	26.7	3	13	23.1
OAKLAND	5	12	41.7	8	15	53.3
at Carolina	7	12	58.3	11	14	78.6
TAMPA BAY	6	13	46.2	3	13	23.1
at New England	2	11	18.2	5	12	41.7
DENVER						
NEW ENGLAND						
at Buffalo						
at Kansas City						
BUFFALO						
<b>TOTALS</b>	<b>46</b>	<b>136</b>	<b>33.8</b>	<b>54</b>	<b>136</b>	<b>39.7%</b>

2017 GAME-BY-GAME FOURTH DOWNS						
GAME	MIAMI			OPPONENTS		
	MADE	ATT	PCT	MADE	ATT	PCT
at L.A. Chargers	0	1	0.0	0	0	0.0
at N.Y. Jets	0	3	0.0	0	0	0.0
NEW ORLEANS	0	1	0.0	1	2	50.0
TENNESSEE	0	0	0.0	0	0	0.0
at Atlanta	2	3	66.7	0	1	0.0
NEW YORK	0	0	0.0	0	0	0.0
at Baltimore	0	2	0.0	0	0	0.0
OAKLAND	0	1	0.0	0	0	0.0
at Carolina	0	1	0.0	0	0	0.0
TAMPA BAY	0	1	0.0	0	0	0.0
at New England	2	3	66.7	1	2	50.0
DENVER						
NEW ENGLAND						
at Buffalo						
at Kansas City						
BUFFALO						
<b>TOTALS</b>	<b>4</b>	<b>16</b>	<b>25.0</b>	<b>2</b>	<b>5</b>	<b>40.0</b>



## QUARTER-BY-QUARTER SCORING

2017 QUARTER-BY-QUARTER SCORING													
GAME	W/L	MIAMI						OPPONENTS					
		1Q	2Q	3Q	4Q	OT	TOT	1Q	2Q	3Q	4Q	OT	TOT
at L.A. Chargers	W	3	0	10	6	–	19	0	10	7	0	–	17
at N.Y. Jets	L	0	0	0	6	–	6	0	10	10	0	–	20
NEW ORLEANS	L	0	0	0	0	–	0	0	3	7	10	–	20
TENNESSEE	W	10	0	0	6	–	16	0	3	7	0	–	10
at Atlanta	W	0	0	14	6	–	20	10	7	0	0	–	17
NEW YORK	W	7	7	0	17	–	31	14	7	7	0	–	28
at Baltimore	L	0	0	0	0	–	0	7	13	0	20	–	40
OAKLAND	L	0	9	7	8	–	24	3	10	7	7	–	27
at Carolina	L	0	7	7	7	–	21	3	14	21	7	–	45
TAMPA BAY	L	7	0	6	7	–	20	3	17	0	10	–	30
at New England	L	0	10	0	7	–	17	14	7	7	7	–	35
DENVER													
NEW ENGLAND													
at Buffalo													
at Kansas City													
BUFFALO													
<b>TOTALS</b>	<b>4-7</b>	<b>27</b>	<b>33</b>	<b>44</b>	<b>70</b>	<b>0</b>	<b>174</b>	<b>54</b>	<b>101</b>	<b>73</b>	<b>61</b>	<b>0</b>	<b>289</b>

## LONGEST DRIVES

2017 MIAMI DOLPHINS LONGEST DRIVES		
PLAYS	NET YARDS	TIME
15 (at Atlanta, 10/15)	90 (vs. Tampa Bay, 11/19)	8:43 (at Atlanta, 10/15)

2017 OPPONENTS LONGEST DRIVES		
PLAYS	NET YARDS	TIME
14 (vs. New Orleans, 10/1)	90 (at Atlanta, 10/15)	7:29 (vs. Oakland, 11/5)

## INACTIVES

2017 MIAMI DOLPHINS GAME-BY-GAME INACTIVES							
at L.A. Chargers	Tankersley	McTyer	Mauluga	Asiata	E. Smith	Young	Timmons
at N.Y. Jets	Tankersley	McTyer	Mauluga	Asiata	E. Smith	Young	Phillips
NEW ORLEANS	McTyer	Maxwell	Mauluga	Asiata	E. Smith	Young	Phillips
TENNESSEE	M. Smith	McTyer	Maxwell	Anthony	Asiata	Young	Phillips
at Atlanta	Parker	M. Smith	McTyer	Maxwell	Anthony	Asiata	Young
NEW YORK	Parker	M. Smith	Maxwell	Anthony	Asiata	Young	Taylor
at Baltimore	Cutler	Parker	M. Smith	Anthony	Branch	Steen	Asiata
OAKLAND	Fales	Anthony	Larsen	Asiata	Scott	Taylor	–
at Carolina	Fales	Lucas	McTyer	Anthony	Asiata	Sterup	Scott
TAMPA BAY	Fales	Lucas	McTyer	D. Smith	Asiata	Sterup	Carroo
at New England	Cutler	M. Smith	McTyer	Asiata	Bushrod	Scott	Hayes
DENVER							
NEW ENGLAND							
at Buffalo							
at Kansas City							
BUFFALO							



## STARTERS

2017 MIAMI DOLPHINS GAME-BY-GAME OFFENSE STARTERS											
GAME	WR	LT	LG	C	RG	RT	TE	WR	QB	RB	WR
at L.A. Chargers	Stills	Tunsil	Steen	Pouncey	Bushrod	James	J. Thomas	Parker	Cutler	Ajayi	Landry
at N.Y. Jets	Stills	Tunsil	Steen	Pouncey	Bushrod	James	J. Thomas	Parker	Cutler	Ajayi	Landry
NEW ORLEANS	Stills	Tunsil	Steen	Pouncey	Bushrod	James	J. Thomas	Parker	Cutler	Ajayi	Landry
TENNESSEE	Stills	Tunsil	Steen	Pouncey	Bushrod	James	Fasano	Parker	Cutler	Ajayi	Landry
at Atlanta	Stills	Tunsil	Steen	Pouncey	Bushrod	James	J. Thomas	Fasano (TE)	Cutler	Ajayi	Landry
NEW YORK	Stills	Tunsil	Steen	Pouncey	Bushrod	James	J. Thomas	Fasano (TE)	Cutler	Ajayi	Landry
at Baltimore	Stills	Tunsil	Davis	Pouncey	Bushrod	James	J. Thomas	Fasano (TE)	Moore	Ajayi	Landry
OAKLAND	Stills	Tunsil	Davis	Pouncey	Bushrod	James	J. Thomas	Fasano (TE)	Cutler	Williams	Landry
at Carolina	Stills	Tunsil	Larsen	Pouncey	Bushrod	Davis	J. Thomas	Parker	Cutler	Williams	Landry
TAMPA BAY	Stills	Tunsil	Larsen	Pouncey	Bushrod	Davis	J. Thomas	Parker	Cutler	Williams	Landry
at New England	Stills	Tunsil	Larsen	Pouncey	Davis	Young	Drake (RB)	Parker	Moore	Williams	Landry
DENVER											
NEW ENGLAND											
at Buffalo											
at Kansas City											
BUFFALO											

2017 MIAMI DOLPHINS GAME-BY-GAME DEFENSE STARTERS											
GAME	DE	DT	DT	DE	LB	LB	LB	CB	CB	S	S
at L.A. Chargers	Branch	Suh	Phillips	Wake	Alonso	Hull	C. Allen	Maxwell	Howard	Jones	N. Allen
at N.Y. Jets	Branch	Suh	Godchaux	Wake	Alonso	Hull	McCain (CB)	Maxwell	Howard	Jones	N. Allen
NEW ORLEANS	Branch	Suh	Godchaux	Wake	Alonso	Hull	Timmons	Tankersley	Howard	Jones	N. Allen
TENNESSEE	Branch	Suh	Godchaux	Wake	Alonso	Maualuga	Timmons	Tankersley	Howard	Jones	N. Allen
at Atlanta	Branch	Suh	Phillips	Wake	Alonso	Maualuga	Timmons	Tankersley	Howard	Jones	N. Allen
NEW YORK	Branch	Suh	Phillips	Wake	Alonso	Timmons	McCain (CB)	Tankersley	Howard	Jones	N. Allen
at Baltimore	Harris	Suh	Godchaux	Wake	Alonso	Maualuga	Timmons	Tankersley	Howard	Jones	N. Allen
OAKLAND	Branch	Suh	Godchaux	Wake	Alonso	Maualuga	Timmons	Tankersley	Howard	Jones	M. Thomas
at Carolina	Branch	Suh	Phillips	Wake	Alonso	Timmons	McCain (CB)	Tankersley	Howard	Jones	McDonald
TAMPA BAY	Branch	Suh	Phillips	Wake	Alonso	C. Allen	Timmons	Tankersley	Howard	Jones	McDonald
at New England	Branch	Suh	Phillips	Wake	Alonso	M. Thomas (S)	Timmons	Tankersley	Howard	Jones	McDonald
DENVER											
NEW ENGLAND											
at Buffalo											
at Kansas City											
BUFFALO											





# PARTICIPATION

2017 MIAMI DOLPHINS PARTICIPATION CHART																	GP	GS	DNP	INA
NAME	LAC	NYJ	NO	TEN	ATL	NYJ	BAL	OAK	CAR	TB	NE	DEN	NE	BUF	KC	BUF				
Aikens, Walt	X	X	X	X	X	X	X	X	X	X	X						11	0	0	0
Ajayi, Jay	RB	RB	RB	RB	RB	RB	RB	NOR	NOR	NOR	NOR						7	7	0	0
Allen, Chase	LB	X	X	X	X	X	X	X	X	LB	X						11	2	0	0
Allen, Nate	S	S	S	S	S	S	S	S	IR	IR	IR						7	7	0	0
Alonso, Kiko	LB	LB	LB	LB	LB	LB	LB	LB	LB	LB	LB						11	11	0	0
Anthony, Stephone	NOR	DNP	X	INA	INA	INA	INA	INA	INA	INA	X						3	0	1	6
Asiata, Isaac	INA	INA	INA	INA	INA	INA	INA	INA	INA	INA	INA						0	0	0	11
Barrow, Lamin	IR	IR	IR	IR	IR	IR	IR	IR	IR	IR	IR						0	0	0	0
Branch, Andre	DE	DE	DE	DE	DE	DE	DE	INA	DE	DE	DE						10	10	0	1
Brendel, Jake	X	X	X	X	X	X	X	X	X	X	X						11	0	0	0
Bushrod, Jermon	RG	RG	RG	RG	RG	RG	RG	RG	RG	RG	INA						10	10	0	1
Carroo, Leonte	X	X	X	X	X	X	X	X	X	INA	X						10	0	0	1
Cutler, Jay	QB	QB	QB	QB	QB	QB	INA	QB	QB	QB	INA						9	9	0	2
Davis, Jesse	X	X	X	X	X	X	LG	LG	RT	RT	RG						11	5	0	0
Denney, John	X	X	X	X	X	X	X	X	X	X	X						11	0	0	0
Doughty, Brandon	PS	PS	PS	PS	PS	PS	PS	PS	PS	PS	PS						0	0	0	0
Drake, Kenyan	X	X	X	X	X	X	X	X	X	X	RB						11	1	0	0
Duarte, Thomas	PS	PS	PS	PS	PS	PS	PS	PS	PS	PS	PS						0	0	0	0
Fales, David	NOR	NOR	NOR	NOR	NOR	NOR	DNP	INA	INA	INA	DNP						0	0	2	3
Fasano, Anthony	X	X	X	TE	TE	TE	TE	TE	X	X	X						11	5	0	0
Fede, Terrence	X	X	X	X	X	X	X	X	X	X	X						11	0	0	0
Ford, Isaiah	IR	IR	IR	IR	IR	IR	IR	IR	IR	IR	IR						0	0	0	0
Godchaux, Davon	X	DT	DT	DT	X	X	DT	DT	X	X	X						11	5	0	0
Grant, Jakeem	X	X	X	X	X	X	X	X	X	X	X						11	0	0	0
Gray, MarQueis	X	X	X	X	X	X	X	X	X	X	X						11	0	0	0
Haack, Matt	X	X	X	X	X	X	X	X	X	X	X						11	0	0	0
Harris, Charles	X	X	X	X	X	X	DE	X	X	X	X						11	1	0	0
Hayes, William	X	X	X	X	X	X	X	X	X	X	INA						10	0	0	1
Hewitt, Neville	NOR	NOR	NOR	NOR	PS	PS	PS	PS	PS	PS	X						1	0	0	0
Hickey, Sean	PS	PS	PS	PS	PS	PS	PS	PS	PS	PS	PS						0	0	0	0
Howard, Xavien	CB	CB	CB	CB	CB	CB	CB	CB	CB	CB	CB						11	11	0	0
Hull, Mike	LB	LB	LB	X	X	X	X	X	X	X	X						11	3	0	0
James, Ja'Wuan	RT	RT	RT	RT	RT	RT	RT	RT	IR	IR	IR						8	8	0	0
Jones, Reshad	S	S	S	S	S	S	S	S	S	S	S						11	11	0	0
Landry, Jarvis	WR	WR	WR	WR	WR	WR	WR	WR	WR	WR	WR						11	11	0	0
Larsen, Ted	IR	IR	IR	IR	IR	IR	IR	INA	LG	LG	LG						3	3	0	1
Lewis, Malcolm	PS	PS	PS	PS	PS	PS	PS	PS	PS	PS	PS						0	0	0	0
Lippett, Tony	IR	IR	IR	IR	IR	IR	IR	IR	IR	IR	IR						0	0	0	0
Listenbee, Kolby	NOR	NOR	NOR	PS	PS	PS	PS	PS	PS	PS	PS						0	0	0	0
Lucas, Jordan	PS	PS	PS	X	X	X	X	X	INA	INA	X						6	0	0	2
Malveaux, Cameron	PS	PS	PS	PS	PS	PS	PS	PS	PS	PS	PS						0	0	0	0
March-Lillard, Justin	X	X	NOR	NOR	NOR	NOR	NOR	NOR	NOR	NOR	NOR						2	0	0	0
Mauluga, Rey	INA	INA	INA	LB	LB	X	LB	LB	X	NOR	NOR						6	4	0	3
Maxwell, Byron	CB	CB	INA	INA	INA	INA	NOR	NOR	NOR	NOR	NOR						2	2	0	4
McCain, Bobby	X	CB	X	X	X	CB	X	X	CB	X	X						11	3	0	0
McDonald, T.J.	SUSP	SUSP	SUSP	SUSP	SUSP	SUSP	SUSP	SUSP	S	S	S						3	3	0	0
McMillan, Raekwon	IR	IR	IR	IR	IR	IR	IR	IR	IR	IR	IR						0	0	0	0
McTyer, Torry	INA	INA	INA	INA	INA	X	X	X	INA	INA	INA						3	0	0	8
Misi, Koa	IR	IR	IR	IR	IR	IR	IR	IR	IR	IR	IR						0	0	0	0
Moore, Matt	DNP	DNP	DNP	DNP	DNP	X	QB	DNP	DNP	X	QB						4	2	7	0
Morgan, Drew	PS	PS	PS	PS	PS	PS	PS	PS	PS	PS	PS						0	0	0	0
Parker, DeVante	WR	WR	WR	WR	INA	INA	INA	X	WR	WR	WR						8	7	0	3
Parkey, Cody	X	X	X	X	X	X	X	X	X	X	X						11	0	0	0
Perry, Seniorise	X	X	X	X	X	X	X	X	X	X	X						11	0	0	0
Phillips, Jordan	DT	INA	INA	INA	DT	DT	X	X	DT	DT	DT						8	6	0	3
Pouncey, Mike	C	C	C	C	C	C	C	C	C	C	C						11	11	0	0
Reilly, Trevor	PS	PS	PS	PS	NOR	NOR	NOR	NOR	NOR	NOR	NOR						0	0	0	0
Scott, Rashawn	PUP	PUP	PUP	PUP	PUP	PUP	PUP	INA	INA	X	INA						1	0	0	3
Smith, De'Veon	PS	PS	PS	PS	PS	PS	PS	PS	PS	INA	PS						0	0	0	1
Smith, Eric	INA	INA	INA	IR	IR	IR	IR	IR	IR	IR	IR						0	0	0	3
Smith, Maurice	X	X	X	INA	INA	INA	INA	X	X	X	INA						6	0	0	5
Steen, Anthony	LG	LG	LG	LG	LG	LG	INA	IR	IR	IR	IR						6	6	0	1
Sterup, Zach	NOR	NOR	NOR	NOR	NOR	NOR	NOR	NOR	INA	INA	X						1	0	0	2
Stills, Kenny	WR	WR	WR	WR	WR	WR	WR	WR	WR	WR	WR						11	11	0	0
Suh, Ndamukong	DT	DT	DT	DT	DT	DT	DT	DT	DT	DT	DT						11	11	0	0
Tankersley, Cordrea	INA	INA	CB	CB	CB	CB	CB	CB	CB	CB	CB						9	9	0	2
Tannehill, Ryan	IR	IR	IR	IR	IR	IR	IR	IR	IR	IR	IR						0	0	0	0
Taylor, Vincent	X	X	X	X	X	INA	X	INA	X	X	X						9	0	0	2
Thomas, Julius	TE	TE	TE	X	TE	TE	TE	TE	TE	TE	X						11	9	0	0
Thomas, Michael	X	X	X	X	X	X	X	S	X	X	S						11	2	0	0
Timmons, Lawrence	INA	SUSP	LB	LB	LB	LB	LB	LB	LB	LB	LB						9	9	0	1
Tunsil, Laremy	LT	LT	LT	LT	LT	LT	LT	LT	LT	LT	LT						11	11	0	0
Verner, Alterraun	X	X	X	X	X	X	X	X	X	X	X						11	0	0	0
Wake, Cameron	DE	DE	DE	DE	DE	DE	DE	DE	DE	DE	DE						11	11	0	0
Williams, Damien	X	X	X	X	X	X	X	RB	RB	RB	RB						11	4	0	0
Wright, Gabe	PS	PS	PS	PS	PS	PS	PS	PS	PS	PS	PS						0	0	0	0
Young, Sam	INA	INA	INA	INA	INA	INA	X	X	X	X	RT						5	1	0	6

POSITION IN CAPS = STARTER  
 X = PLAYED/SUBSTITUTED  
 DNP = DID NOT PLAY  
 INA = INACTIVE  
 IR = INJURED RESERVE  
 NOR = NOT ON ROSTER  
 SUSP = SUSPENDED  
 PS = PRACTICE SQUAD  
 PUP = PHYSICALLY UNABLE TO PERFORM  
 NFI = NON-FOOTBALL INJURY



## THE LAST TIME IT HAPPENED

THE LAST TIME (TEAM)		
BY DOLPHINS		BY OPPONENT
34-31, at Buffalo, 12/24/16	WON IN OVERTIME	21-24, at Arizona, 9/30/12
31-28, vs. N.Y. Jets, 10/22/17	WON BY SCORING IN THE LAST 2 MINUTES	30-20, vs. Tampa Bay, 11/19/17
34-31, at Buffalo, 12/24/16	TIED BY SCORING IN THE LAST 2 MINUTES	21-24, at Arizona, 9/30/12
37-0, vs. San Diego, 11/2/14	SHUTOUT AN OPPONENT	0-40, at Baltimore, 10/26/17
34-13, at N.Y. Jets, 12/17/16	WON BY 20+ POINTS	21-45, at Carolina, 11/13/17
24-23, vs. Buffalo, 12/4/05	WON AFTER TRAILING BY 20+ POINTS	34-46, vs. New Orleans, 10/25/09
38-10, at Tennessee, 10/18/15	HELD A 28+ POINT LEAD	21-45, at Carolina, 11/13/17
34-13, at N.Y. Jets, 12/17/16	HELD A 21+ POINT LEAD	21-45, at Carolina, 11/13/17
21 (third quarter), at N.Y. Jets, 12/17/16	SCORED 20+ POINTS IN A QUARTER	21 (third quarter), at Carolina, 11/13/17
20 (second half), at Atlanta, 10/15/17	SCORED 20+ POINTS IN A HALF	21 (first half), at New England, 11/26/17
22-9, vs. Buffalo, 11/13/14	HELD OPPONENT WITHOUT A TD	0-40, at Baltimore, 10/26/17
1 offense & 1 defense, at New England, 11/26/17	SCORED TD ON OFFENSE AND DEFENSE	3 offense & 2 defense, at Baltimore, 10/26/17
1 offense, 1 defense, 2 special teams, at N.Y. Jets, 11/1/09	SCORED TD ON OFFENSE, DEFENSE & SPECIAL TEAMS	2 offense, 1 defense & 2 special teams, at New England, 10/4/10
vs. Minnesota, 12/21/14	SCORED SAFETY	vs. Indianapolis, 12/26/15



## THE LAST TIME IT HAPPENED

THE LAST TIME (OFFENSE)		
BY DOLPHINS		BY OPPONENT
Has never happened	600+ NET YARDS OF OFFENSE	622, vs. New England, 9/12/11
503, vs. Houston, 10/25/15	500+ NET YARDS OF OFFENSE	548, at Carolina, 11/13/17
448, vs. Tampa Bay, 11/19/17	400+ NET YARDS OF OFFENSE	417, at New England, 11/26/17
315, vs. Baltimore, 11/11/73	300+ NET RUSHING YARDS	305, at Pittsburgh, 12/18/88
261, at Buffalo, 12/24/16	200+ NET RUSHING YARDS	294, at Carolina, 11/13/17
206, Jay Ajayi, at Buffalo, 12/24/16	200-YARD RUSHING GAME	203, Rueben Mayes, vs. New Orleans, 12/7/86
206, Jay Ajayi, at Buffalo, 12/24/16	150-YARD RUSHING GAME	166, Chris Ivory, vs. N.Y. Jets, 10/4/15
130, Jay Ajayi, at Atlanta, 10/15/17	100-YARD RUSHING GAME	112, Dion Lewis, at New England, 11/26/17
Mercury Morris (125) and Don Nottingham (102), at Green Bay, 10/5/75	TWO 100-YARD RUSHERS	LeSean McCoy (112) and Karlos Williams (110), at Buffalo, 11/8/15
Jay Ajayi (3), 204, vs. Pittsburgh, 10/16/16, 214, vs. Buffalo, 10/23/16 and 111 vs. N.Y. Jets, 11/6/16	CONSECUTIVE 100-YARD RUSHING GAMES	C.J. Anderson, 167, at Denver, 11/23/14 and Chris Johnson, 105, at N.Y. Jets, 12/1/14
Jay Ajayi (206) and Damien Williams (56), at Buffalo, 12/24/16	COMBINED 200-YARDS RUSHING BY 2 PLAYERS	Jonathan Stewart (110) and Cam Newton (95), at Carolina, 11/13/17
32, Jay Ajayi, at Buffalo, 12/24/16	30+ CARRIES	32, Knile Davis, vs. Kansas City, 9/21/14
26, Jay Ajayi, at Atlanta, 10/15/17	25+ CARRIES	27, DeMarco Murray, vs. Tennessee, 10/9/16
85t, Lamar Miller, vs. Houston, 10/25/15	80+ YARD RUSHING PLAY	Has never happened
69, Damien Williams, vs. Tampa Bay, 11/19/17	60+ YARD RUSHING PLAY	69, Cam Newton, at Carolina, 11/13/17
69, Damien Williams, vs. Tampa Bay, 11/19/17	40+ YARD RUSHING PLAY	69, Cam Newton, at Carolina, 11/13/17 43, Cameron Artis-Payne, at Carolina, 11/13/17
2, Jay Ajayi, vs. Pittsburgh, 10/16/16	2+ RUSHING TOUCHDOWNS	2, Marshawn Lynch, vs. Oakland, 11/5/17
442, at Cincinnati, 10/1/95	400+ NET PASSING YARDS (TEAM)	419, at Indianapolis, 11/4/12
365, vs. Tampa Bay, 11/19/17	300+ NET PASSING YARDS (TEAM)	323, at L.A. Chargers, 9/17/17
58, Ryan Tannehill, at N.Y. Jets, 11/29/15	50+ PASS ATTEMPTS	56, Tom Brady, vs. New England, 9/7/14
42, Jay Cutler, vs. Oakland, 11/5/17	40+ PASS ATTEMPTS	41, Drew Brees, vs. New Orleans, 10/1/17
34, Jay Cutler, vs. Oakland, 11/5/17	30+ COMPLETIONS	31, Philip Rivers, at L.A. Chargers, 9/17/17
34, Jay Cutler, vs. Oakland, 11/5/17	25+ COMPLETIONS	29, Drew Brees, vs. New Orleans, 10/1/17
at Carolina, 11/13/17	NO SACKS ALLOWED	at Carolina, 11/13/17



## THE LAST TIME IT HAPPENED

THE LAST TIME (OFFENSE)		
BY DOLPHINS		BY OPPONENT
158.3, Ryan Tannehill, at Houston, 10/25/15	PERFECT PASSER RATING (158.3) <i>(MIN. 20 ATTEMPTS)</i>	158.3, Geno Smith, vs. N.Y. Jets, 12/28/14
311, Jay Cutler, vs. Oakland, 11/5/17	300+ YARD PASSER	300, Derek Carr, vs. Oakland, 11/5/17
Ryan Tannehill, 389, at New England, 9/18/16 and 319, vs. Cleveland, 9/25/16	CONSECUTIVE 300+ YARD PASSING GAMES	Philip Rivers, 331, at San Diego, 12/14/15 and Eli Manning, 337, vs. N.Y. Giants, 12/20/15
4, Matt Moore, at N.Y. Jets, 12/17/16	4+ TD PASSES	4, Tom Brady, at New England, 11/26/17
3, Jay Cutler, vs. Oakland, 11/5/17	3+ TD PASSES	4, Tom Brady, at New England, 11/26/17
15, Chris Chambers, vs. Buffalo, 12/4/05	15+ RECEPTIONS	15, Isaac Bruce, at St. Louis, 12/24/95
13, Jarvis Landry, at L.A. Chargers, 9/17/17	10+ RECEPTIONS	10, Alvin Kamara, vs. New Orleans, 10/1/17
253, Brian Hartline, at Arizona, 9/30/12	200-YARD RECEIVER	221, Eric Decker, vs. N.Y. Jets, 12/28/14
180, Kenny Stills, vs. Tampa Bay, 11/19/17	150-YARD RECEIVER	151, Julian Edelman, vs. New England, 1/1/17
180, Kenny Stills, vs. Tampa Bay, 11/19/17	100-YARD RECEIVER	126, Jared Cook, vs. Oakland, 11/5/17
Jarvis Landry (137) and DeVante Parker (106) at New England, 9/18/16	TWO 100-YARD RECEIVERS IN SAME GAME	Calvin Johnson (113) and Golden Tate (109) at Detroit, 11/9/14
Jarvis Landry, 103, vs. Arizona, 12/11/16 and 108, at N.Y. Jets, 12/17/16	CONSECUTIVE 100-YARD RECEIVING GAMES	Sammy Watkins, 154, at Buffalo, 12/24/16, Julian Edelman, 151, vs. New England, 1/1/17, Keenan Allen, 100, at L.A. Chargers, 9/17/17
Kenny Stills, 154 (second half), vs. Tampa Bay, 11/19/17	100-YARDS RECEIVING IN A HALF	Jared Cook, 113 (first half), vs. Oakland, 11/5/17
Has never happened	90+ YARD PASSING PLAY	99t, Tom Brady to Wes Welker, vs. New England, 9/12/11
80, Ryan Tannehill to Brian Hartline, at Arizona, 9/30/12	80+ YARD PASSING PLAY	84, Eli Manning to Odell Beckham Jr., vs. N.Y. Giants, 12/14/15
61t, Matt Moore to Kenny Stills, vs. Tampa Bay, 11/19/17	60+ YARD PASSING PLAY	69, Josh McCown to Robby Anderson, at N.Y. Jets, 9/24/17
61t, Matt Moore to Kenny Stills, vs. Tampa Bay, 11/19/17	50+ YARD PASSING PLAY	69, Josh McCown to Robby Anderson, at N.Y. Jets, 9/24/17
61t, Matt Moore to Kenny Stills, vs. Tampa Bay, 11/19/17 49, Matt Moore to Jarvis Landry, vs. Tampa Bay, 11/19/17 45, Matt Moore to Kenny Stills, vs. Tampa Bay, 11/19/17	40+ YARD PASSING PLAY	44t, Derek Carr to Johnny Holton, vs. Oakland, 11/5/17
3, Lamar Thomas, vs. Denver, 12/21/98	3+ TD RECEPTIONS	3, Danny Woodhead, at San Diego, 12/20/15
2, Kenny Stills, vs. N.Y. Jets, 10/22/17	2+ TD RECEPTIONS	2, Rob Gronkowski, at New England, 11/26/17
Arian Foster (38 rushing and 62 receiving), at Seattle, 9/11/16	LED TEAM IN RUSHING & RECEIVING IN SAME GAME	Bilal Powell (84 rushing and 78 receiving), at N.Y. Jets, 12/17/16
Jay Ajayi (214 rushing) and Kenny Stills (100 receiving) vs. Buffalo, 10/23/16	100-YARD RUSHER & 100-YARD RECEIVER IN SAME GAME	LeSean McCoy (128 rushing) and Sammy Watkins (154 receiving) at Buffalo, 12/24/16
Dan Marino (307 passing), Mark Higgs (131 rushing) and Tony Martin (106 receiving), vs. Tampa Bay, 12/1/91	100-YARD RUSHER, 100-YARD RECEIVER & 300-YARD PASSER IN SAME GAME	Tyrod Taylor (329 passing), LeSean McCoy (128 rushing), Sammy Watkins (154 receiving), at Buffalo, 12/24/16
Damien Williams (1 rushing, 1 receiving), at San Diego, 11/13/16	1+ RUSHING TD & 1+ RECEIVING TD IN SAME GAME	Rex Burkhead (1 rushing, 1 receiving), at New England, 11/26/17



## THE LAST TIME IT HAPPENED

THE LAST TIME (OFFENSE)		
BY DOLPHINS		BY OPPONENT
Ryan Tannehill (3 passing, 1 rushing), at Denver, 11/23/14	1+ PASSING TD & 1+ RUSHING TD IN SAME GAME	Josh McCown (3 passing, 1 rushing), vs. N.Y. Jets, 10/22/17
at L.A. Chargers, 9/17/17	NO TURNOVERS	vs. Tampa Bay, 11/19/17
vs. N.Y. Jets, 10/22/17	TD SCORED ON FIRST DRIVE	at New England, 11/26/17
Kenyan Drake, vs. Oakland, 11/5/17	SUCCESSFUL 2-POINT CONVERSION	Tom Brady to Julian Edelman, vs. New England, 1/1/17
at Baltimore, 12/4/16	FAILED 2-POINT CONVERSION	at Baltimore, 10/26/17

THE LAST TIME (DEFENSE)		
BY DOLPHINS		BY OPPONENT
76, vs. Buffalo, 10/21/73	HELD OPPONENT UNDER 100 YARDS OF TOTAL OFFENSE	88, at New England, 10/12/80
118, vs. Buffalo, 9/21/03	HELD OPPONENT UNDER 150 YARDS OF TOTAL OFFENSE	103, at Buffalo, 12/22/13
188, vs. Tennessee, 10/8/17	HELD OPPONENT UNDER 200 YARDS OF TOTAL OFFENSE	196, at Baltimore, 10/26/17
295, at Baltimore, 10/26/17	HELD OPPONENT UNDER 300 YARDS OF TOTAL OFFENSE	221, at New England, 11/26/17
28, at Arizona, 9/30/12	HELD OPPONENT UNDER 30 YARDS RUSHING	12, at N.Y. Jets, 11/29/15
44, at L.A. Chargers, 9/17/17	HELD OPPONENT UNDER 50 YARDS RUSHING	45, at Baltimore, 10/26/17
53, vs. Tampa Bay, 11/19/17	HELD OPPONENT UNDER 75 YARDS RUSHING	67, at New England, 11/26/17
53, vs. Tampa Bay, 11/19/17	HELD OPPONENT UNDER 100 YARDS RUSHING	67, at New England, 11/26/17
49, at N.Y. Jets, 12/1/14	HELD OPPONENT UNDER 100 YARDS NET PASSING	78, vs. Tennessee, 10/8/17
121, at Baltimore, 10/26/17	HELD OPPONENT UNDER 150 YARDS NET PASSING	78, vs. Tennessee, 10/8/17
Louis Delmas (81) and Brent Grimes (22), at Jacksonville, 10/26/14	2+ INTERCEPTION RETURNS FOR TOUCHDOWNS BY TEAM IN SAME GAME	63t, C.J. Mosley and 50t, Jimmy Smith, at Baltimore, 10/26/17
60t, Kiko Alonso, at San Diego, 11/13/16	INTERCEPTION RETURN FOR A TD	63t, C.J. Mosley and 50t, Jimmy Smith, at Baltimore, 10/26/17



## THE LAST TIME IT HAPPENED

THE LAST TIME (DEFENSE)		
BY DOLPHINS		BY OPPONENT
3, Sam Madison, vs. Tennessee, 11/7/99	3+ INTERCEPTIONS	3, Nate Clements, at Buffalo, 10/20/02
2, Tony Lippett, at N.Y. Jets, 12/17/16	2+ INTERCEPTIONS	2, Preston Brown, vs. Buffalo, 9/27/15
8, at Arizona, 9/30/12	7+ SACKS BY TEAM	7, at New England, 11/26/17
6, vs. Tennessee, 10/8/17	6+ SACKS BY TEAM	7, at New England, 11/26/17
6, vs. Tennessee, 10/8/17	5+ SACKS BY TEAM	7, at New England, 11/26/17
4, Cameron Wake, at Tennessee, 10/18/15	4+ SACKS	Has never happened
4, Cameron Wake, at Tennessee, 10/18/15	3+ SACKS	3.5, Elvis Dumervil, vs. Baltimore, 12/7/14
2.5, Cameron Wake, vs. N.Y. Jets, 10/22/17	2+ SACKS	2, Trey Flowers and Elandon Roberts, at New England, 11/26/17
14t, Reshad Jones, at New England, 11/26/17	FUMBLE RECOVERED FOR TOUCHDOWN	0t, Adarius Glanton, vs. Tampa Bay, 11/19/17



## THE LAST TIME IT HAPPENED

THE LAST TIME (SPECIAL TEAMS)		
BY DOLPHINS		BY OPPONENT
96t, Kenyan Drake, vs. N.Y. Jets, 11/6/16	KICKOFF RETURN FOR A TD	102t, C.J. Spiller, at Buffalo, 9/14/14
94t, Mercury Morris, at New England, 12/5/71	KICKOFF RETURN FOR A TD ON OPENING KICKOFF	101t, Jacoby Ford, at Oakland, 11/28/10
78, Kenyan Drake, vs. San Francisco, 11/27/16	50+ YARD KICKOFF RETURN	87, Chris Owusu, vs. N.Y. Jets, 12/28/14
74t, Jakeem Grant, vs. Tennessee, 10/9/16	PUNT RETURN FOR A TD	79t, Leodis McKelvin, at Buffalo, 11/15/12
74t, Jakeem Grant, vs. Tennessee, 10/9/16	50+ YARD PUNT RETURN	57, Jeremy Kerley, at N.Y. Jets, 11/29/15
Walt Aikens, at N.Y. Jets, 12/17/16	BLOCKED PUNT RECOVERED FOR A TD	Chris Burkett, vs. N.Y. Jets, 9/29/91
Walt Aikens, at N.Y. Jets, 12/17/16	BLOCKED PUNT	Boobie Dixon, at Buffalo, 9/14/14
Walt Aikens return of blocked PAT, vs. Arizona, 12/11/16	DEFENSIVE 2-POINT CONVERSION ON PAT	Has never happened
Jordan Phillips, vs. Arizona, 12/11/16	BLOCKED PAT	Donald Penn, vs. Tampa Bay, 11/15/09
Cody Parkey, vs. Oakland, 11/5/17	MISSED (NOT BLOCKED) PAT	Chandler Catanzaro, at Arizona, 12/11/16
Vincent Taylor, at Baltimore, 10/26/17	BLOCKED FIELD GOAL	Daniel McCullers, vs. Pittsburgh, 10/16/16
47t, Curtis Johnson, vs. Green Bay, 12/19/71	BLOCKED FIELD GOAL RETURNED FOR TD	62t, Kyle Arrington, vs. New England, 12/14/14
6, Dan Carpenter, at Oakland, 11/28/10	6+ FIELD GOALS ATTEMPTED	6, Cody Parkey, vs. Cleveland, 9/25/16
5, Andrew Franks, vs. Pittsburgh, 10/16/16	5+ FIELD GOALS ATTEMPTED	5, Mike Nugent, at Cincinnati, 9/29/16
4, Cody Parkey, at L.A. Chargers, 9/17/17	4+ FIELD GOALS ATTEMPTED	4, Patrick Murray, vs. Tampa Bay, 11/19/17
4, Cody Parkey, at L.A. Chargers, 9/17/17	3+ FIELD GOALS ATTEMPTED	4, Patrick Murray, vs. Tampa Bay, 11/19/17
6, Olindo Mare, at New England, 10/17/99	6+ FIELD GOALS MADE	Never happened
5, Dan Carpenter, at Cincinnati, 10/31/10	5+ FIELD GOALS MADE	5, Mike Nugent, at Cincinnati, 9/29/16
4, Cody Parkey, at L.A. Chargers, 9/17/17	4+ FIELD GOALS MADE	5, Mike Nugent, at Cincinnati, 9/29/16
4, Cody Parkey, at L.A. Chargers, 9/17/17	3+ FIELD GOALS MADE	3, Patrick Murray, vs. Tampa Bay, 11/19/17
vs. Oakland, 11/5/17	SUCCESSFUL ONSIDES KICK	at Buffalo, 12/18/11
vs. Oakland, 11/5/17	FAILED ONSIDES KICK ATTEMPT	vs. Buffalo, 10/23/16

# National Football League Game Summary

NFL Copyright © 2017 by The National Football League. All rights reserved. This summary and play-by-play is for the express purpose of assisting media in their coverage of the game; any other use of this material is prohibited without the written permission of the National Football League. Updated: 11/27/2017

Date: Sunday, 11/26/2017

## Miami Dolphins at New England Patriots

Start Time: 1:02 PM EST

at Gillette Stadium, Foxborough, MA

### Game Day Weather

Game Weather: Partly Cloudy  
Played Outdoor on Turf: Field Turf

Temp: 47° F (8.3° C) Humidity: 37%, Wind: WNW 17 mph

### Officials

Referee: Torbert, Ronald (62)  
Line Judge: Steinkerchner, Mark (84)  
Back Judge: Yette, Greg (38)

Umpire: Ferrell, Dan (64)  
Field Judge: Santo, Aaron  
Replay Official: Spysma, Bill (0)

Down Judge: Thomas, Sarah (53)  
Side Judge: Edwards, Scott (3)

### Lineups

#### Miami Dolphins

#### New England Patriots

Offense		Defense	
WR 10	K.Stills	DE 50	A.Branch
LT 67	L.Tunsil	DT 93	N.Suh
LG 62	T.Larsen	DT 97	J.Phillips
C 51	M.Pouncey	DE 91	C.Wake
RG 77	J.Davis	LB 47	K.Alonso
RT 79	S.Young	LB 94	L.Timmons
QB 8	M.Moore	S 31	M.Thomas
RB 32	K.Drake	CB 30	C.Tankersley
RB 26	D.Williams	CB 25	X.Howard
WR 14	J.Landry	S 20	R.Jones
WR 11	D.Parker	S 22	T.McDonald

Offense		Defense	
WR 14	B.Cooks	LE 93	L.Guy
LT 77	N.Solder	DT 97	A.Branch
LG 62	J.Thuney	DT 98	T.Flowers
C 75	T.Karras	LB 45	D.Harris
RG 69	S.Mason	LB 53	K.Van Noy
RT 68	L.Waddle	LB 52	E.Roberts
TE 87	R.Gronkowski	RCB 24	S.Gilmore
WR 80	D.Amendola	LCB 21	M.Butler
QB 12	T.Brady	S 23	P.Chung
TE 83	D.Allen	S 32	D.McCourtney
RB 28	J.White	S 31	J.Jones

### Substitutions

### Substitutions

K 1 C.Parkey, P 16 M.Haack, WR 19 J.Grant, CB/S 21 J.Lucas, CB 28 B.McCain, RB 34 S.Perry, CB/S 35 W.Aikens, CB 42 A.Verner, LB 44 S.Anthony, LB 45 M.Hull, LB 46 N.Hewitt, TE 48 M.Gray, DT 56 D.Godchaux, LB 59 C.Allen, C 64 J.Brendel, T 71 Z.Sterup, DE 78 T.Fede, TE 80 A.Fasano, WR 88 L.Carroo, TE 89 J.Thomas, DE 90 C.Harris, LS 92 J.Denney, DT 96 V.Taylor

K 3 S.Gostkowski, P 6 R.Allen, WR 13 P.Dorsett, CB 29 J.Bademosi, DB 30 D.Harmon, RB 33 D.Lewis, RB 34 R.Burkhead, DB 36 B.King, DB 37 J.Richards, RB 38 B.Bolden, DB 43 N.Ebner, FB 46 J.Develin, TE 47 J.Hollister, LS 49 J.Cardona, LB 51 T.Reilly, OLB 55 E.Lee, LB 59 M.Flowers, DL 70 A.Butler, OL 71 C.Fleming, OL 74 C.Croston, DL 90 M.Brown, DL 91 D.Wise, NT 94 R.Jean Francois

### Did Not Play

### Did Not Play

QB 9 D.Fales

QB 2 B.Hoyer

### Not Active

### Not Active

QB 6 J.Cutler, S 27 M.Smith, CB 33 T.McTyer, G 68 I.Asiatea, G/T 74 J.Bushrod, WR 87 R.Scott, DE 95 W.Hayes

WR 15 C.Hogan, WR 18 M.Slater, DB 25 E.Rowe, RB 35 M.Gillislee, C 60 D.Andrews, OL 61 M.Cannon, TE 88 M.Bennett

### Field Goals (made ( ) & missed)

C.Parkey (28)

		1	2	3	4	OT	Total
VISITOR:	Miami Dolphins	0	10	0	7	0	17
HOME:	New England Patriots	14	7	7	7	0	35

### Scoring Plays

Team	Qtr	Time	Play Description (Extra Point) (Drive Info)	Visitor	Home
Patriots	1	11:39	R.Burkhead 2 yd. run (S.Gostkowski kick) (8-75, 3:21)	0	7
Patriots	1	5:33	R.Gronkowski 5 yd. pass from T.Brady (S.Gostkowski kick) (9-88, 4:39)	0	14
Dolphins	2	13:19	R.Jones 14 yd. fumble return (C.Parkey kick)	7	14
Patriots	2	8:29	R.Burkhead 1 yd. pass from T.Brady (S.Gostkowski kick) (9-78, 4:50)	7	21
Dolphins	2	4:06	C.Parkey 28 yd. Field Goal (9-65, 4:23)	10	21
Patriots	3	10:28	R.Gronkowski 15 yd. pass from T.Brady (S.Gostkowski kick) (7-77, 2:46)	10	28
Dolphins	4	11:43	K.Drake 8 yd. pass from M.Moore (C.Parkey kick) (8-73, 3:12)	17	28
Patriots	4	6:31	B.Cooks 5 yd. pass from T.Brady (S.Gostkowski kick) (5-38, 2:10)	17	35

Paid Attendance: 65,878

Time: 3:11



# Final Individual Statistics

## Miami Dolphins

## New England Patriots

RUSHING						RUSHING					
	ATT	YDS	AVG	LG	TD		ATT	YDS	AVG	LG	TD
D.Williams	8	38	4.8	11	0	D.Lewis	15	112	7.5	25	0
K.Drake	9	20	2.2	13	0	R.Burkhead	13	50	3.8	22	1
M.Moore	2	9	4.5	7	0	N.Ebner	1	14	14.0	14	0
						J.White	3	13	4.3	8	0
						B.Cooks	1	11	11.0	11	0
						T.Brady	5	-4	-0.8	0	0
Total	19	67	3.5	13	0	Total	38	196	5.2	25	1

PASSING									PASSING								
	ATT	CMP	YDS	SK/YD	TD	LG	IN	RT		ATT	CMP	YDS	SK/YD	TD	LG	IN	RT
M.Moore	34	23	215	7/61	1	28	2	70.1	T.Brady	28	18	227	1/6	4	39	1	114.1
Total	34	23	215	7/61	1	28	2	70.1	Total	28	18	227	1/6	4	39	1	114.1

PASS RECEIVING								PASS RECEIVING							
	TAR	REC	YDS	AVG	LG	TD		TAR	REC	YDS	AVG	LG	TD		
J.Landry	9	8	70	8.8	15	0	B.Cooks	7	6	83	13.8	37	1		
J.Thomas	6	5	52	10.4	17	0	R.Gronkowski	8	5	82	16.4	21	2		
K.Stills	6	3	47	15.7	28	0	R.Burkhead	2	2	3	1.5	2	1		
K.Drake	4	3	27	9.0	17	1	P.Dorsett	1	1	39	39.0	39	0		
D.Williams	5	3	14	4.7	7	0	D.Amendola	4	1	15	15.0	15	0		
D.Parker	3	1	5	5.0	5	0	J.White	2	1	2	2.0	2	0		
							D.Allen	2	1	2	2.0	2	0		
							D.Lewis	2	1	1	1.0	1	0		
Total	33	23	215	9.3	28	1	Total	28	18	227	12.6	39	4		

INTERCEPTIONS							INTERCEPTIONS						
	NO	YDS	AVG	LG	TD		NO	YDS	AVG	LG	TD		
B.McCain	1	0	0.0	0	0	S.Gilmore	1	20	20.0	20	0		
						D.Harmon	1	0	0.0	0	0		
Total	1	0	0.0	0	0	Total	2	20	10.0	20	0		

PUNTING								PUNTING							
	NO	YDS	AVG	NET	TB	IN20	LG		NO	YDS	AVG	NET	TB	IN20	LG
M.Haack	5	208	41.6	40.8	0	2	56	R.Allen	3	122	40.7	34.0	1	1	46
Total	5	208	41.6	40.8	0	2	56	Total	3	122	40.7	34.0	1	1	46

PUNT RETURNS								PUNT RETURNS							
	NO	YDS	AVG	FC	LG	TD		NO	YDS	AVG	FC	LG	TD		
J.Grant	1	0	0.0	1	0	0	D.Amendola	3	4	1.3	2	8	0		
[TOUCHBACK]	1	0	0.0	0	0	0									
Total	1	0	0.0	1	0	0	Total	3	4	1.3	2	8	0		

KICKOFF RETURNS								KICKOFF RETURNS							
	NO	YDS	AVG	FC	LG	TD		NO	YDS	AVG	FC	LG	TD		
J.Grant	4	97	24.3	0	28	0	D.Lewis	2	35	17.5	0	20	0		
[TOUCHBACK]	2	0	0.0	0	0	0	[TOUCHBACK]	2	0	0.0	0	0	0		
Total	4	97	24.3	0	28	0	Total	2	35	17.5	0	20	0		

### Miami Dolphins

FUMBLES	FUM	LOST	OWN-REC	YDS	TD	FORCED	OPP-REC	YDS	TD	OUT-BDS
J.Landry	1	0	1	0	0	0	0	0	0	0
K.Drake	1	1	0	0	0	0	0	0	0	0
W.Aikens	0	0	0	0	0	1	0	0	0	0
A.Verner	0	0	0	0	0	1	0	0	0	0
R.Jones	0	0	0	0	0	0	1	14	1	0
Total	2	1	1	0	0	2	1	14	1	0

### New England Patriots

FUMBLES	FUM	LOST	OWN-REC	YDS	TD	FORCED	OPP-REC	YDS	TD	OUT-BDS
T.Brady	2	1	1	-24	0	0	0	0	0	0
D.Amendola	1	0	0	0	0	0	0	0	0	0
N.Ebner	1	0	0	0	0	0	0	0	0	1
J.Jones	0	0	1	0	0	0	0	0	0	0
M.Butler	0	0	0	0	0	1	0	0	0	0

Miami Dolphins vs New England Patriots  
11/26/2017 at Gillette Stadium

### Final Individual Statistics

T.Flowers	0	0	0	0	0	1	0	0	0	0
P.Chung	0	0	0	0	0	0	1	0	0	0
Total	4	1	2	-24	0	2	1	0	0	1

## Final Team Statistics

	Visitor Dolphins	Home Patriots
<b>TOTAL FIRST DOWNS</b>	15	25
By Rushing	5	9
By Passing	9	11
By Penalty	1	5
<b>THIRD DOWN EFFICIENCY</b>	2-11-18%	5-12-42%
<b>FOURTH DOWN EFFICIENCY</b>	2-3-67%	1-2-50%
<b>TOTAL NET YARDS</b>	221	417
Total Offensive Plays (inc. times thrown passing)	60	67
Average gain per offensive play	3.7	6.2
<b>NET YARDS RUSHING</b>	67	196
Total Rushing Plays	19	38
Average gain per rushing play	3.5	5.2
Tackles for a loss-number and yards	3-7	5-10
<b>NET YARDS PASSING</b>	154	221
Times thrown - yards lost attempting to pass	7-61	1-6
Gross yards passing	215	227
<b>PASS ATTEMPTS-COMPLETIONS-HAD INTERCEPTED</b>	34-23-2	28-18-1
Avg gain per pass play (inc.# thrown passing)	3.8	7.6
<b>KICKOFFS Number-In End Zone-Touchbacks</b>	4-3-2	6-4-2
<b>PUNTS Number and Average</b>	5-41.6	3-40.7
Had Blocked	0	0
<b>FGs - PATs Had Blocked</b>	0-0	0-0
<b>Net Punting Average</b>	40.8	34.0
<b>TOTAL RETURN YARDAGE (Not Including Kickoffs)</b>	0	24
No. and Yards Punt Returns	1-0	3-4
No. and Yards Kickoff Returns	4-97	2-35
No. and Yards Interception Returns	1-0	2-20
<b>PENALTIES Number and Yards</b>	6-52	7-70
<b>FUMBLES Number and Lost</b>	2-1	4-1
<b>TOUCHDOWNS</b>	2	5
Rushing	0	1
Passing	1	4
Fumbles	1	0
<b>EXTRA POINTS Made-Attempts</b>	2-2	5-5
Kicking Made-Attempts	2-2	5-5
<b>FIELD GOALS Made-Attempts</b>	1-1	0-0
<b>RED ZONE EFFICIENCY</b>	1-3-33%	5-5-100%
<b>GOAL TO GO EFFICIENCY</b>	1-2-50%	4-4-100%
<b>SAFETIES</b>	0	0
<b>FINAL SCORE</b>	17	35
<b>TIME OF POSSESSION</b>	27:19	32:41

## Ball Possession And Drive Chart

### Miami Dolphins

#	Time Recd	Time Lost	Time Poss	How Ball Obtained	Drive Began	# Play	Yds Gain	Yds Pen	Net Yds	1st Down	Last Scrm	How Given Up
1	11:39	10:12	1:27	Kickoff	MIA 25	3	8	0	8	0	MIA 33	Punt
2	5:33	14:45	5:48	Kickoff	MIA 26	11	37	-10	27	2	NE 47	Punt
3	8:29	4:06	4:23	Kickoff	MIA 25	9	31	34	65	3	* NE 10	Field Goal
4	2:30	0:07	2:23	Interception	MIA 35	9	50	0	50	4	* NE 15	Interception
5	15:00	13:14	1:46	Kickoff	MIA 24	3	9	0	9	0	MIA 33	Punt
6	10:28	8:29	1:59	Kickoff	MIA 26	4	19	0	19	1	50	Fumble
7	5:05	3:09	1:56	Punt	MIA 20	3	-10	0	-10	0	MIA 10	Punt
8	14:55	11:43	3:12	Downs	MIA 27	8	73	0	73	4	* NE 8	Touchdown
9	10:28	8:41	1:47	Punt	MIA 39	4	-1	0	-1	0	MIA 38	Downs
10	6:31	4:58	1:33	Kickoff	MIA 25	3	-7	0	-7	0	MIA 18	Punt
11	2:48	1:43	1:05	Punt	MIA 13	4	12	0	12	1	MIA 25	Interception

(285) Average MIA 26

### New England Patriots

#	Time Recd	Time Lost	Time Poss	How Ball Obtained	Drive Began	# Play	Yds Gain	Yds Pen	Net Yds	1st Down	Last Scrm	How Given Up
1	15:00	11:39	3:21	Kickoff	NE 25	8	75	0	75	4	* MIA 2	Touchdown
2	10:12	5:33	4:39	Punt	NE 12	9	88	0	88	5	* MIA 5	Touchdown
3	14:45	13:19	1:26	Punt	NE 19	3	0	-5	-5	1	NE 38	Fumble
4	13:19	8:29	4:50	Kickoff	NE 22	9	73	5	78	5	* MIA 1	Touchdown
5	4:06	2:30	1:36	Kickoff	NE 25	4	23	0	23	1	NE 48	Interception
6	0:07	0:00	0:07	Interception	NE 17	1	-1	0	-1	0	NE 17	End of Half
7	13:14	10:28	2:46	Punt	NE 23	7	50	27	77	5	* MIA 15	Touchdown
8	8:29	5:05	3:24	Fumble	MIA 45	5	11	-5	6	1	MIA 39	Punt
9	3:09	14:55	3:14	Punt	MIA 46	7	30	-11	19	1	MIA 25	Downs
10	11:43	10:28	1:15	Kickoff	NE 15	3	0	0	0	0	NE 15	Punt
11	8:41	6:31	2:10	Downs	MIA 38	5	38	0	38	2	* MIA 5	Touchdown
12	4:58	2:48	2:10	Punt	NE 41	3	9	0	9	0	50	Punt
13	1:43	0:00	1:43	Interception	NE 41	3	-3	0	-3	0	NE 39	End of Game

(411) Average NE 32

### \* inside opponent's 20

#### Time of Possession by Quarter

	1st	2nd	3rd	4th	OT	Total
Visitor Miami Dolphins	7:00	7:01	5:41	7:37		27:19
Home New England Patriots	8:00	7:59	9:19	7:23		32:41

#### Kickoff Drive No.-Start Average

Dolphins: 6 - MIA 25

Patriots: 4 - NE 22

## Final Defensive Statistics

Miami Dolphins	Regular Defensive Plays												Special Teams					Misc			
	TKL	AST	COMB	SK	/ YDS	TFL	QH	IN	PD	FF	FR	TKL	AST	FF	FR	BL	TKL	AST	FF	FR	
R.Jones	9	3	12	0	0	0	0	0	0	0	1	0	0	0	0	0	0	0	0	0	0
K.Alonso	3	6	9	0	0	1	1	0	0	0	0	0	0	0	0	0	0	0	0	0	0
L.Timmons	5	1	6	0	0	0	0	0	0	0	0	0	0	0	0	0	0	0	0	0	0
M.Thomas	3	2	5	0	0	0	0	0	0	0	0	1	0	0	0	0	0	0	0	0	0
D.Godchaux	2	3	5	0	0	0	0	0	0	0	0	0	0	0	0	0	0	0	0	0	0
T.McDonald	1	4	5	0	0	0	0	0	0	0	0	0	0	0	0	0	0	0	0	0	0
C.Wake	3	0	3	1	6	1	5	0	0	0	0	0	0	0	0	0	0	0	0	0	0
C.Tankersley	2	1	3	0	0	1	0	0	0	0	0	0	0	0	0	0	0	0	0	0	0
J.Phillips	2	1	3	0	0	1	0	0	0	0	0	0	0	0	0	0	0	0	0	0	0
A.Branch	1	2	3	0	0	0	0	0	0	0	0	0	0	0	0	0	0	0	0	0	0
A.Verner	2	0	2	0	0	0	0	0	0	1	0	1	0	0	0	0	0	0	0	0	0
C.Allen	2	0	2	0	0	0	0	0	0	0	0	1	0	0	0	0	0	0	0	0	0
X.Howard	2	0	2	0	0	0	0	0	0	0	0	0	0	0	0	0	0	0	0	0	0
B.McCain	1	1	2	0	0	0	0	1	1	0	0	0	0	0	0	0	0	0	0	0	0
S.Anthony	1	1	2	0	0	0	0	0	0	0	0	0	0	0	0	0	0	0	0	0	0
T.Fede	1	1	2	0	0	0	0	0	0	0	0	0	0	0	0	0	0	0	0	0	0
N.Suh	1	0	1	0	0	1	1	0	1	0	0	0	0	0	0	0	0	0	0	0	0
V.Taylor	1	0	1	0	0	0	0	0	0	0	0	0	0	0	0	0	0	0	0	0	0
C.Harris	0	1	1	0	0	0	1	0	0	0	0	0	0	0	0	0	0	0	0	0	0
W.Aikens	0	0	0	0	0	0	0	0	0	0	0	2	0	1	0	0	0	0	0	0	0
J.Lucas	0	0	0	0	0	0	0	0	0	0	0	0	1	0	0	0	0	0	0	0	0
J.Landry	0	0	0	0	0	0	0	0	0	0	0	0	0	0	0	0	1	0	0	0	1
K.Stills	0	0	0	0	0	0	0	0	0	0	0	0	0	0	0	0	1	0	0	0	0
D.Parker	0	0	0	0	0	0	0	0	0	0	0	0	0	0	0	0	1	0	0	0	0
<b>Total</b>	<b>42</b>	<b>27</b>	<b>69</b>	<b>1</b>	<b>6</b>	<b>5</b>	<b>8</b>	<b>1</b>	<b>2</b>	<b>1</b>	<b>1</b>	<b>5</b>	<b>1</b>	<b>1</b>	<b>0</b>	<b>0</b>	<b>3</b>	<b>0</b>	<b>0</b>	<b>0</b>	<b>1</b>

TKL = Tackle AST = Assist COMB = Combined QH=QB Hit IN = Interception PD = Pass Defense FF = Forced Fumble FR = Fumble Recovery

New England Patriots	Regular Defensive Plays												Special Teams					Misc			
	TKL	AST	COMB	SK	/ YDS	TFL	QH	IN	PD	FF	FR	TKL	AST	FF	FR	BL	TKL	AST	FF	FR	
J.Jones	9	0	9	1	15	1	1	0	0	0	0	0	0	0	1	0	0	0	0	0	0
P.Chung	8	1	9	0	0	1	1	0	0	0	1	1	0	0	0	0	0	0	0	0	0
K.Van Noy	4	2	6	1	8	1	2	0	0	0	0	0	0	0	0	0	0	0	0	0	0
E.Lee	4	0	4	1	9	1	1	0	0	0	0	0	0	0	0	0	0	0	0	0	0
T.Flowers	3	1	4	2	16	2	2	0	0	1	0	0	0	0	0	0	0	0	0	0	0
E.Roberts	3	1	4	2	13	2	2	0	0	0	0	0	0	0	0	0	0	0	0	0	0
M.Butler	3	1	4	0	0	0	0	0	2	1	0	0	0	0	0	0	0	0	0	0	0
L.Guy	1	3	4	0	0	1	0	0	0	0	0	0	0	0	0	0	0	0	0	0	0
D.McCourty	0	3	3	0	0	0	0	0	0	0	0	1	0	0	0	0	0	0	0	0	0
D.Harris	2	0	2	0	0	0	0	0	0	0	0	0	0	0	0	0	0	0	0	0	0
M.Brown	2	0	2	0	0	0	0	0	0	0	0	0	0	0	0	0	0	0	0	0	0
S.Gilmore	1	0	1	0	0	0	0	1	1	0	0	0	0	0	0	0	0	0	0	0	0
D.Harmon	1	0	1	0	0	0	0	1	1	0	0	0	0	0	0	0	0	0	0	0	0
D.Wise	1	0	1	0	0	0	0	0	0	0	0	0	0	0	0	0	0	0	0	0	0
M.Flowers	1	0	1	0	0	0	0	0	0	0	0	0	0	0	0	0	0	0	0	0	0
T.Reilly	0	1	1	0	0	0	0	0	0	0	0	0	0	0	0	0	0	0	0	0	0
J.Bademosi	0	0	0	0	0	0	0	0	0	0	0	1	0	0	0	0	0	0	0	0	0
J.Hollister	0	0	0	0	0	0	0	0	0	0	0	1	0	0	0	0	0	0	0	0	0
D.Amendola	0	0	0	0	0	0	0	0	0	0	0	0	0	0	0	0	1	0	0	0	0
T.Brady	0	0	0	0	0	0	0	0	0	0	0	0	0	0	0	0	0	0	0	0	1
<b>Total</b>	<b>43</b>	<b>13</b>	<b>56</b>	<b>7</b>	<b>61</b>	<b>9</b>	<b>9</b>	<b>2</b>	<b>4</b>	<b>2</b>	<b>1</b>	<b>4</b>	<b>0</b>	<b>0</b>	<b>1</b>	<b>0</b>	<b>1</b>	<b>0</b>	<b>0</b>	<b>0</b>	<b>1</b>

Miami Dolphins vs New England Patriots  
11/26/2017 at Gillette Stadium

# First Half Summary

PERIOD SCORES

Dolphins	0 10 = 10
Patriots	14 7 = 21

TIME OF POSSESSION

Dolphins	14:01
Patriots	15:59

Scoring Plays

Team	Qtr	Time	Play Description (Extra Point) (Drive Info)	Visitor	Home
Patriots	1	11:39	R.Burkhead 2 yd. run (S.Gostkowski kick) (8-75, 3:21)	0	7
Patriots	1	5:33	R.Gronkowski 5 yd. pass from T.Brady (S.Gostkowski kick) (9-88, 4:39)	0	14
Dolphins	2	13:19	R.Jones 14 yd. fumble return (C.Parkey kick)	7	14
Patriots	2	8:29	R.Burkhead 1 yd. pass from T.Brady (S.Gostkowski kick) (9-78, 4:50)	7	21
Dolphins	2	4:06	C.Parkey 28 yd. Field Goal (9-65, 4:23)	10	21

	Miami Dolphins	New England Patriots
<b>TOTAL FIRST DOWNS</b>	9	16
First Downs Rushing-Passing-by Penalty	4 - 4 - 1	5 - 9 - 2
<b>THIRD DOWN EFFICIENCY</b>	1-5-20%	2-4-50%
<b>TOTAL NET YARDS</b>	126	282
Total Offensive Plays	31	34
<b>NET YARDS RUSHING</b>	56	99
<b>NET YARDS PASSING</b>	70	183
Gross Yards Passing	75	183
Times thrown-yards lost attempting to pass	1-5	0-0
<b>Pass Attempts-Completions-Had Intercepted</b>	15 - 9 - 1	20 - 14 - 1
<b>Punts-Number and Average</b>	2 - 46	0 - 0
<b>Penalties-Number and Yards</b>	3 - 20	3 - 44
<b>Fumbles-Number and Lost</b>	1 - 0	2 - 1
<b>Red Zone Efficiency</b>	0-2-0%	3-3-100%
<b>Average Drive Start</b>	MIA 28	NE 20

Miami Dolphins

New England Patriots

Miami Dolphins										New England Patriots							
RUSHING										RUSHING							
	ATT	YDS	AVG	LG	TD		ATT	YDS	AVG	LG	TD						
D.Williams	6	26	4.3	9	0	D.Lewis	4	41	10.3	22	0						
K.Drake	7	21	3.0	13	0	R.Burkhead	6	34	5.7	22	1						
M.Moore	2	9	4.5	7	0	N.Ebner	1	14	14.0	14	0						
						B.Cooks	1	11	11.0	11	0						
						T.Brady	2	-1	-0.5	0	0						
Total	15	56	3.7	13	0	Total	14	99	7.1	22	1						
PASSING										PASSING							
	ATT	CMP	YDS	SK/YD	TD	LG	IN	RT		ATT	CMP	YDS	SK/YD	TD	LG	IN	RT
M.Moore	15	9	75	1/5	0	15	1	45.1	T.Brady	20	14	183	0/0	2	39	1	111.0
Total	15	9	75	1/5	0	15	1	45.1	Total	20	14	183	0/0	2	39	1	111.0
PASS RECEIVING										PASS RECEIVING							
	TAR	REC	YDS	AVG	LG	TD		TAR	REC	YDS	AVG	LG	TD				
J.Landry	6	6	60	10.0	15	0	R.Gronkowski	6	4	67	16.8	21	1				
D.Williams	4	2	10	5.0	7	0	B.Cooks	5	4	56	14.0	37	0				
D.Parker	2	1	5	5.0	5	0	P.Dorsett	1	1	39	39.0	39	0				
K.Stills	1	0	0	0.0	0	0	D.Amendola	2	1	15	15.0	15	0				
J.Thomas	1	0	0	0.0	0	0	D.Allen	2	1	2	2.0	2	0				
							J.White	1	1	2	2.0	2	0				
							D.Lewis	2	1	1	1.0	1	0				
							R.Burkhead	1	1	1	1.0	1	1				
Total	14	9	75	8.3	15	0	Total	20	14	183	13.1	39	2				

Miami Dolphins

Regular Defensive Plays

Special Teams

Misc

## First Half Summary

	TKL	AST	COMB	SK	/ YDS	TFL	Q	IN	PD	FF	FR	TKL	AST	FF	FR	BL	TKL	AST	FF	FR
R.Jones	6	0	6	0	0	0	0	0	0	0	1	0	0	0	0	0	0	0	0	0
K.Alonso	1	4	5	0	0	0	1	0	0	0	0	0	0	0	0	0	0	0	0	0
M.Thomas	3	1	4	0	0	0	0	0	0	0	0	1	0	0	0	0	0	0	0	0
L.Timmons	2	1	3	0	0	0	0	0	0	0	0	0	0	0	0	0	0	0	0	0
<b>Total</b>	<b>12</b>	<b>6</b>	<b>18</b>	<b>0</b>	<b>0</b>	<b>0</b>	<b>1</b>	<b>0</b>	<b>0</b>	<b>0</b>	<b>1</b>	<b>1</b>	<b>0</b>	<b>0</b>	<b>0</b>	<b>0</b>	<b>0</b>	<b>0</b>	<b>0</b>	<b>0</b>

New England Patriots	Regular Defensive Plays											Special Teams					Misc			
	TKL	AST	COMB	SK	/ YDS	TFL	QH	IN	PD	FF	FR	TKL	AST	FF	FR	BL	TKL	AST	FF	FR
J.Jones	7	0	7	0	0	0	0	0	0	0	0	0	0	0	0	0	0	0	0	0
K.Van Noy	3	2	5	0	0	0	1	0	0	0	0	0	0	0	0	0	0	0	0	0
M.Butler	2	1	3	0	0	0	0	0	1	1	0	0	0	0	0	0	0	0	0	0
L.Guy	1	2	3	0	0	1	0	0	0	0	0	0	0	0	0	0	0	0	0	0
<b>Total</b>	<b>13</b>	<b>5</b>	<b>18</b>	<b>0</b>	<b>0</b>	<b>1</b>	<b>1</b>	<b>0</b>	<b>1</b>	<b>1</b>	<b>0</b>	<b>0</b>	<b>0</b>	<b>0</b>	<b>0</b>	<b>0</b>	<b>0</b>	<b>0</b>	<b>0</b>	<b>0</b>

# First Quarter

11/26/2017

## Play By Play

MIA wins the coin toss and elects to defer. NE elects to Receive, and MIA elects to defend the north goal.

C.Parkey kicks 65 yards from MIA 35 to end zone, Touchback.

### New England Patriots at 15:00

- 1-10-NE 25 (15:00) (Shotgun) T.Brady pass incomplete short left to R.Gronkowski.
- 2-10-NE 25 (14:57) (Shotgun) T.Brady pass short right to J.White to NE 27 for 2 yards (B.McCain).
- 3-8-NE 27 (14:19) (Shotgun) T.Brady pass incomplete short middle to R.Gronkowski.
- 4-8-NE 27 (14:12) (Punt formation) N.Ebner right end to NE 41 for 14 yards (A.Verner). FUMBLES (A.Verner), ball out of bounds at NE 41. NE-N.Ebner was injured during the play. He is Out. R1
- 1-10-NE 41 (13:38) D.Lewis up the middle to MIA 46 for 13 yards (R.Jones). R2
- 1-10-MIA 46 (13:09) T.Brady pass deep left to P.Dorsett to MIA 7 for 39 yards (R.Jones). P3
- 1-7-MIA 7 (12:24) D.Lewis up the middle to MIA 2 for 5 yards (D.Godchaux, M.Thomas).
- 2-2-MIA 2 **(11:46) R.Burkhead left tackle for 2 yards, TOUCHDOWN.** R4  
**The Replay Official reviewed the runner broke the plane ruling, and the play was Upheld. The ruling on the field was confirmed.**  
 S.Gostkowski extra point is GOOD, Center-J.Cardona, Holder-R.Allen.

**MIA 0 NE 7, 8 plays, 75 yards, 3:21 drive, 3:21 elapsed**

S.Gostkowski kicks 65 yards from NE 35 to end zone, Touchback.

### Miami Dolphins at 11:39

- 1-10-MIA 25 (11:39) (Shotgun) M.Moore pass short right to D.Parker to MIA 30 for 5 yards (S.Gilmore).
- 2-5-MIA 30 (11:06) (Shotgun) M.Moore pass short right to D.Williams to MIA 33 for 3 yards (P.Chung).
- 3-2-MIA 33 (10:24) (Shotgun) M.Moore pass incomplete short left to D.Williams.
- 4-2-MIA 33 (10:19) M.Haack punts 56 yards to NE 11, Center-J.Denney. D.Amendola ran ob at NE 12 for 1 yard.

### New England Patriots at 10:12

- 1-10-NE 12 (10:12) D.Lewis up the middle to NE 34 for 22 yards (R.Jones, L.Timmons). R5
- 1-10-NE 34 (9:37) T.Brady pass short right to D.Lewis to NE 35 for 1 yard (L.Timmons).
- 2-9-NE 35 (8:56) (Shotgun) T.Brady pass short middle to D.Amendola to 50 for 15 yards (R.Jones, K.Alonso) [N.Suh]. P6
- 1-10-50 (8:22) R.Burkhead up the middle to MIA 47 for 3 yards (L.Timmons, K.Alonso).
- 2-7-MIA 47 (7:48) T.Brady pass incomplete short right to D.Allen.
- 3-7-MIA 47 (7:44) (Shotgun) T.Brady pass short middle to R.Gronkowski to MIA 26 for 21 yards (K.Alonso, T.McDonald). P7
- 1-10-MIA 26 (7:07) T.Brady pass short middle to R.Gronkowski to MIA 6 for 20 yards (M.Thomas). NE 87-Gronkowski 6,756 career rec yds, passes Winslow for 10th all-time for a TE. P8
- 1-6-MIA 6 (6:20) D.Lewis up the middle to MIA 5 for 1 yard (V.Taylor, D.Godchaux).
- 2-5-MIA 5 **(5:41) (Shotgun) T.Brady pass short left to R.Gronkowski for 5 yards, TOUCHDOWN. 73rd career Brady-Gronkowski TD connection, passes Brees-Colston for 5th all-time.** P9  
 S.Gostkowski extra point is GOOD, Center-J.Cardona, Holder-R.Allen.

**MIA 0 NE 14, 9 plays, 88 yards, 4:39 drive, 9:27 elapsed**

S.Gostkowski kicks 67 yards from NE 35 to MIA -2. J.Grant to MIA 26 for 28 yards (J.Bademosi).

### Miami Dolphins at 5:33, (1st play from scrimmage 5:28)

- 1-10-MIA 26 (5:28) (Shotgun) M.Moore pass short left to D.Williams ran ob at MIA 38 for 12 yards.  
*PENALTY on MIA-J.Landry, Illegal Block Above the Waist, 10 yards, enforced at MIA 33.*
- 1-13-MIA 23 (5:03) (Shotgun) D.Williams right guard to MIA 31 for 8 yards (D.Harris, K.Van Noy).
- 2-5-MIA 31 (4:28) K.Drake right guard to MIA 30 for -1 yards (L.Guy, T.Flowers).
- 3-6-MIA 30 (3:48) (Shotgun) M.Moore scrambles left end ran ob at MIA 37 for 7 yards. R1
- 1-10-MIA 37 (3:09) D.Williams right end pushed ob at MIA 37 for no gain (J.Jones).
- 2-10-MIA 37 (2:43) M.Moore pass short right to J.Landry to MIA 46 for 9 yards (J.Jones).
- 3-1-MIA 46 (2:05) K.Drake up the middle to MIA 46 for no gain (K.Van Noy).
- 4-1-MIA 46 (1:27) D.Williams up the middle to MIA 48 for 2 yards (M.Brown, L.Guy). R2
- 1-10-MIA 48 (:47) M.Moore scrambles right end ran ob at 50 for 2 yards.
- 2-8-50 (:18) K.Drake left guard to NE 47 for 3 yards (M.Brown, L.Guy).

### END OF QUARTER

	Score	Time Poss	First Downs				Efficiencies	
			R	P	X	T	3 Down	4 Down
Miami Dolphins	0	7:00	2	0	0	2	1/3	1/1
New England Patriots	14	8:00	4	5	0	9	1/2	1/1



## Second Quarter

11/26/2017

## Play By Play

Miami Dolphins continued.

- 3-5-NE 47 (15:00) (Shotgun) M.Moore pass incomplete short left to K.Stills (M.Butler).  
 4-5-NE 47 (14:55) M.Haack punts 36 yards to NE 11, Center-J.Denney. D.Amendola to NE 19 for 8 yards (M.Thomas).

## New England Patriots at 14:45

- 1-10-NE 19 (14:45) T.Brady pass short right to B.Cooks to NE 32 for 13 yards (C.Tankersley). P10  
1-10-NE 32 (14:09) PENALTY on NE-L.Waddle, False Start, 5 yards, enforced at NE 32 - No Play.  
 1-15-NE 27 (13:56) B.Cooks left end pushed ob at NE 38 for 11 yards (M.Thomas).  
 2-4-NE 38 (13:29) (Shotgun) T.Brady FUMBLES (Aborted) at NE 33, RECOVERED by MIA-R.Jones at NE 14. R.Jones for 14 yards, TOUCHDOWN. MIA-T.Fede was injured during the play.

## Miami Dolphins at 13:19

C.Parkey extra point is GOOD, Center-J.Denney, Holder-M.Haack.

MIA 7 NE 14, 0 plays, 14 yards, 0:00 drive , 1:41 elapsed

C.Parkey kicks 63 yards from MIA 35 to NE 2. D.Lewis to NE 22 for 20 yards (A.Verner).

## New England Patriots at 13:19, (1st play from scrimmage 13:13)

- 1-10-NE 22 (13:13) (Shotgun) T.Brady pass short middle to B.Cooks to NE 30 for 8 yards (R.Jones).  
 2-2-NE 30 (12:53) (No Huddle, Shotgun) T.Brady pass incomplete short right to D.Lewis [C.Wake].  
 3-2-NE 30 (12:48) (Shotgun) T.Brady pass incomplete short left to J.White.  
 PENALTY on MIA-A.Verner, Defensive Holding, 5 yards, enforced at NE 30 - No Play. X11  
1-10-NE 35 (12:44) R.Burkhead left tackle to NE 39 for 4 yards (J.Phillips).  
 2-6-NE 39 (12:22) (No Huddle, Shotgun) T.Brady pass incomplete deep left to B.Cooks.  
 PENALTY on MIA-C.Allen, Defensive Holding, 5 yards, enforced at NE 39 - No Play. X12  
1-10-NE 44 (12:15) R.Burkhead left guard to NE 47 for 3 yards (C.Allen, C.Harris).  
 2-7-NE 47 (11:40) T.Brady pass short left to B.Cooks to NE 45 for -2 yards (C.Tankersley) [C.Harris].  
 3-9-NE 45 (10:56) (Shotgun) PENALTY on NE-N.Solder, False Start, 5 yards, enforced at NE 45 - No Play.  
 3-14-NE 40 (10:42) (Shotgun) T.Brady pass deep middle to B.Cooks to MIA 23 for 37 yards (S.Anthony). P13  
1-10-MIA 23 (9:59) R.Burkhead left end to MIA 1 for 22 yards (A.Branch; T.McDonald). R14  
1-1-MIA 1 (9:14) R.Burkhead left guard to MIA 1 for no gain (C.Allen, K.Alonso).  
 2-1-MIA 1 (8:33) T.Brady pass short left to R.Burkhead for 1 yard, TOUCHDOWN. P15  
 S.Gostkowski extra point is GOOD, Center-J.Cardona, Holder-R.Allen.

MIA 7 NE 21, 9 plays, 78 yards, 2 penalties, 4:50 drive, 6:31 elapsed

S.Gostkowski kicks 62 yards from NE 35 to MIA 3. J.Grant pushed ob at MIA 25 for 22 yards (D.McCourty). NE 32-McCourty held ball for kickoff.

## Miami Dolphins at 8:29, (1st play from scrimmage 8:25)

- 1-10-MIA 25 (8:25) K.Drake right tackle to MIA 28 for 3 yards (E.Roberts).  
 2-7-MIA 28 (7:45) (Shotgun) M.Moore pass short middle to J.Landry to MIA 35 for 7 yards (J.Jones, M.Butler). P3  
1-10-MIA 35 (7:04) K.Drake right end to MIA 39 for 4 yards (J.Jones).  
 2-6-MIA 39 (6:26) (Shotgun) M.Moore pass short right to J.Landry to NE 46 for 15 yards (M.Butler) [K.Van Noy]. FUMBLES (M.Butler), and recovers at NE 46. J.Landry to NE 46 for no gain (M.Butler, T.Reilly). P4  
1-10-NE 46 (5:43) D.Williams up the middle to NE 44 for 2 yards (D.Wise).  
 2-8-NE 44 (5:04) flea flicker M.Moore pass incomplete deep right to K.Stills.  
 PENALTY on NE-M.Butler, Defensive Pass Interference, 34 yards, enforced at NE 44 - No Play. X5  
1-10-NE 10 (4:56) (Shotgun) M.Moore pass short middle to J.Landry to NE 10 for no gain (K.Van Noy).  
 2-10-NE 10 (4:20) (Shotgun) M.Moore pass incomplete short right to D.Williams.  
 3-10-NE 10 (4:16) (Shotgun) M.Moore pass incomplete short left to J.Thomas.  
 4-10-NE 10 (4:10) C.Parkey 28 yard field goal is GOOD, Center-J.Denney, Holder-M.Haack.

MIA 10 NE 21, 9 plays, 65 yards, 1 penalty, 4:23 drive, 10:54 elapsed

C.Parkey kicks 65 yards from MIA 35 to end zone, Touchback.

## New England Patriots at 4:06

- 1-10-NE 25 (4:06) (Shotgun) T.Brady pass short left to R.Gronkowski to NE 46 for 21 yards (M.Thomas, K.Alonso). P16  
1-10-NE 46 (3:26) T.Brady pass incomplete short middle to B.Cooks [K.Alonso].  
 2-10-NE 46 (3:22) (Shotgun) T.Brady pass short right to D.Allen to NE 48 for 2 yards (R.Jones).  
 3-8-NE 48 (2:37) (Shotgun) T.Brady pass deep middle intended for D.Amendola INTERCEPTED by B.McCain at MIA 35. B.McCain to MIA 35 for no gain (D.Amendola).  
 The Replay Official reviewed the pass interception ruling, and the play was Upheld. The ruling on the field stands.

**Miami Dolphins vs New England Patriots at Gillette Stadium**

**Miami Dolphins at 2:30**

1-10-MIA 35 (2:30) (Shotgun) K.Drake left tackle pushed ob at MIA 48 for 13 yards (K.Van Noy). R6  
 1-10-MIA 48 (2:03) (Shotgun) K.Drake left end pushed ob at MIA 47 for -1 yards (P.Chung).

**Two-Minute Warning**

2-11-MIA 47 (1:57) (Shotgun) M.Moore pass short left to J.Landry to NE 39 for 14 yards (J.Jones). P7  
 1-10-NE 39 (1:18) D.Williams left tackle to NE 30 for 9 yards (J.Jones, D.McCourty).  
 2-1-NE 30 (:43) (Shotgun) D.Williams up the middle to NE 25 for 5 yards (E.Lee, K.Van Noy). R8  
 Timeout #1 by MIA at 00:38.  
 1-10-NE 25 (:38) (Shotgun) M.Moore sacked at NE 30 for -5 yards (T.Flowers).  
 Timeout #2 by MIA at 00:33.  
 2-15-NE 30 (:33) (Shotgun) M.Moore pass short right to J.Landry to NE 15 for 15 yards (J.Jones, D.McCourty). P9  
 1-10-NE 15 (:17) M.Moore spiked the ball to stop the clock.  
 2-10-NE 15 (:16) (Shotgun) M.Moore pass deep left intended for D.Parker INTERCEPTED by S.Gilmore at NE -3. S.Gilmore to NE 17 for 20 yards (K.Stills).

**New England Patriots at 0:07**

1-10-NE 17 (:07) T.Brady kneels to NE 16 for -1 yards.

**END OF QUARTER**

		<b>Time</b>	<b>First Downs</b>				<b>Efficiencies</b>	
	<b>Score</b>	<b>Poss</b>	<b>R</b>	<b>P</b>	<b>X</b>	<b>T</b>	<b>3 Down</b>	<b>4 Down</b>
<b>Miami Dolphins</b>	<b>10</b>	<b>7:01</b>	<b>2</b>	<b>4</b>	<b>1</b>	<b>7</b>	<b>0/2</b>	<b>0/0</b>
<b>New England Patriots</b>	<b>21</b>	<b>7:59</b>	<b>1</b>	<b>4</b>	<b>2</b>	<b>7</b>	<b>1/2</b>	<b>0/0</b>

## Third Quarter

11/26/2017

## Play By Play

MIA elects to Receive, and NE elects to defend the South goal.

S.Gostkowski kicks 65 yards from NE 35 to MIA 0. J.Grant to MIA 24 for 24 yards (P.Chung). NE-T.Reilly was injured during the play. He is Out. MIA-S.Perry was injured during the play. He is Out.

**Miami Dolphins at 15:00, (1st play from scrimmage 14:53)**

- 1-10-MIA 24 (14:53) (Shotgun) M.Moore pass short left to K.Drake ran ob at MIA 26 for 2 yards.  
 2-8-MIA 26 (14:28) (Shotgun) M.Moore pass short left to J.Thomas to MIA 32 for 6 yards (P.Chung; E.Roberts).  
 3-2-MIA 32 (13:54) (Shotgun) D.Williams up the middle to MIA 33 for 1 yard (E.Lee, L.Guy). measurement  
 4-1-MIA 33 (13:23) M.Haack punts 39 yards to NE 28, Center-J.Denney. D.Amendola to NE 28 for no gain (W.Aikens). FUMBLES (W.Aikens), recovered by NE-J.Jones at NE 23. J.Jones to NE 23 for no gain (W.Aikens).

**New England Patriots at 13:14**

- 1-10-NE 23 (13:14) D.Lewis up the middle to NE 48 for 25 yards (K.Alonso, B.McCain). R17  
1-10-NE 48 (12:39) (Shotgun) T.Brady pass incomplete short middle to D.Amendola (N.Suh).  
 2-10-NE 48 (12:36) T.Brady pass incomplete short right to R.Gronkowski.  
*PENALTY on MIA-X.Howard, Face Mask (15 Yards), 15 yards, enforced at NE 48 - No Play.* X18  
1-10-MIA 37 (12:30) (Shotgun) D.Lewis left tackle to MIA 32 for 5 yards (X.Howard, S.Anthony).  
 2-5-MIA 32 (11:55) (Shotgun) D.Lewis left guard to MIA 29 for 3 yards (X.Howard, T.McDonald).  
 3-2-MIA 29 (11:24) (No Huddle, Shotgun) D.Lewis up the middle to MIA 24 for 5 yards (A.Branch). R19  
*PENALTY on MIA-B.McCain, Disqualification, 12 yards, enforced at MIA 24.* X20  
1-10-MIA 12 (11:08) (Shotgun) D.Lewis up the middle to MIA 15 for -3 yards (N.Suh).  
 2-13-MIA 15 (10:33) (Shotgun) T.Brady pass short left to R.Gronkowski for 15 yards, TOUCHDOWN [C.Wake]. NE 87-Gronkowski 16th career multi -TD game, new franchise record (Randy Moss, 15). NE 12-Brady 481st career TD pass, passes Brees for 3rd-most all-time. P21  
 S.Gostkowski extra point is GOOD, Center-J.Cardona, Holder-R.Allen.

<b>MIA 10 NE 28, 7 plays, 77 yards, 2 penalties, 2:46 drive, 4:32 elapsed</b>
---

S.Gostkowski kicks 62 yards from NE 35 to MIA 3. J.Grant to MIA 26 for 23 yards (J.Hollister).

**Miami Dolphins at 10:28, (1st play from scrimmage 10:21)**

- 1-10-MIA 26 (10:21) (Shotgun) M.Moore pass short right to D.Williams to MIA 30 for 4 yards (P.Chung).  
 2-6-MIA 30 (9:36) D.Williams right tackle to MIA 41 for 11 yards (D.Harris). MIA-D.Williams was injured during the play. He is Out. R10  
1-10-MIA 41 (9:14) (Shotgun) M.Moore pass short right to J.Landry to 50 for 9 yards (P.Chung).  
 2-1-50 (8:38) (Shotgun) K.Drake left tackle to MIA 49 for -1 yards (T.Flowers). FUMBLES (T.Flowers), RECOVERED by NE-P.Chung at MIA 45. P.Chung to MIA 45 for no gain (J.Landry).

**New England Patriots at 8:29**

- 1-10-MIA 45 (8:29) (Shotgun) R.Burkhead right guard to MIA 42 for 3 yards (K.Alonso; R.Jones).  
 2-7-MIA 42 (8:00) (Shotgun) T.Brady pass short right to R.Burkhead to MIA 40 for 2 yards (L.Timmons).  
 3-5-MIA 40 (7:20) (Shotgun) *PENALTY on MIA-C.Wake, Neutral Zone Infraction, 5 yards, enforced at MIA 40 - No Play.* X22  
1-10-MIA 35 (6:55) (Shotgun) R.Burkhead up the middle to MIA 36 for -1 yards (J.Phillips).  
 2-11-MIA 36 (6:16) (Shotgun) R.Burkhead right guard to MIA 29 for 7 yards (C.Wake, K.Alonso).  
 3-4-MIA 29 (5:38) (Shotgun) *PENALTY on NE-R.Gronkowski, False Start, 5 yards, enforced at MIA 29 - No Play.*  
 3-9-MIA 34 (5:21) (Shotgun) T.Brady pass incomplete deep right to D.Amendola.  
 4-9-MIA 34 (5:13) (Punt formation) *PENALTY on NE-R.Allen, Delay of Game, 5 yards, enforced at MIA 34 - No Play.*  
 4-14-MIA 39 (5:13) R.Allen punts 39 yards to end zone, Center-J.Cardona, Touchback.

**Miami Dolphins at 5:05**

- 1-10-MIA 20 (5:05) M.Moore sacked at MIA 17 for -3 yards (E.Roberts).  
 2-13-MIA 17 (4:22) (Shotgun) M.Moore sacked at MIA 6 for -11 yards (T.Flowers). NE-T.Flowers was injured during the play. His return is Questionable. NE-M.Flowers was injured during the play.  
 3-24-MIA 6 (3:47) (Shotgun) K.Drake left tackle to MIA 10 for 4 yards (E.Lee).  
 4-20-MIA 10 (3:14) M.Haack punts 36 yards to MIA 46, Center-J.Denney, fair catch by D.Amendola.

**New England Patriots at 3:09**

- 1-10-MIA 46 (3:09) D.Lewis left guard to MIA 49 for -3 yards (K.Alonso).  
 2-13-MIA 49 (2:38) (Shotgun) T.Brady pass short left to D.Lewis to MIA 45 for 4 yards (L.Timmons).  
*PENALTY on NE-B.Cooks, Offensive Pass Interference, 11 yards, enforced at MIA 49 - No Play.*  
*Penalty on NE-B.Cooks, Illegal Block Above the Waist, declined.*  
 2-24-NE 40 (2:09) (Shotgun) T.Brady pass deep middle to B.Cooks to MIA 38 for 22 yards (T.McDonald) [C.Wake].  
 3-2-MIA 38 (1:30) (Shotgun) J.White right guard to MIA 34 for 4 yards (D.Godchaux, R.Jones). R23  
1-10-MIA 34 (:56) (Shotgun) T.Brady pass incomplete short middle to J.White [C.Wake].

**Miami Dolphins vs New England Patriots at Gillette Stadium**

2-10-MIA 34 (:50) (Shotgun) J.White left guard to MIA 26 for 8 yards (A.Verner). MIA-R.Jones was injured during the play.

3-2-MIA 26 (:26) (Shotgun) J.White left guard to MIA 25 for 1 yard (L.Timmons, J.Phillips).

**END OF QUARTER**

	Score	Time Poss	First Downs				Efficiencies	
			R	P	X	T	3 Down	4 Down
<b>Miami Dolphins</b>	<b>10</b>	<b>5:41</b>	<b>1</b>	<b>0</b>	<b>0</b>	<b>1</b>	<b>0/2</b>	<b>0/0</b>
<b>New England Patriots</b>	<b>28</b>	<b>9:19</b>	<b>3</b>	<b>1</b>	<b>3</b>	<b>7</b>	<b>2/4</b>	<b>0/0</b>

## Fourth Quarter

11/26/2017

## Play By Play

New England Patriots continued.

4-1-MIA 25 (15:00) R.Burkhead left guard to MIA 27 for -2 yards (D.Godchaux; A.Branch).

## Miami Dolphins at 14:55

1-10-MIA 27 (14:55) (Shotgun) M.Moore pass short right to J.Landry to MIA 28 for 1 yard (J.Jones).

2-9-MIA 28 (14:18) (Shotgun) M.Moore pass short right to K.Stills to MIA 35 for 7 yards (M.Butler).

3-2-MIA 35 (13:40) (Shotgun) M.Moore pass incomplete short left to K.Stills.

Timeout #1 by MIA at 13:33.

4-2-MIA 35 (13:33) (Shotgun) M.Moore pass deep left to K.Stills ran ob at NE 37 for 28 yards. P11

1-10-NE 37 (13:06) (No Huddle, Shotgun) M.Moore pass incomplete short right to K.Stills (M.Butler).

2-10-NE 37 (12:58) (Shotgun) M.Moore pass short right to J.Thomas to NE 20 for 17 yards (P.Chung). P12

1-10-NE 20 (12:20) (Shotgun) M.Moore pass short right to K.Stills pushed ob at NE 8 for 12 yards (D.Harmon). P131-8-NE 8 (11:49) (Shotgun) M.Moore pass short left to K.Drake for 8 yards, TOUCHDOWN. P14

C.Parkey extra point is GOOD, Center-J.Denney, Holder-M.Haack.

MIA 17 NE 28, 8 plays, 73 yards, 3:12 drive, 3:17 elapsed

C.Parkey kicks 65 yards from MIA 35 to NE 0. D.Lewis to NE 15 for 15 yards (C.Allen, J.Lucas).

## New England Patriots at 11:43, (1st play from scrimmage 11:38)

1-10-NE 15 (11:38) T.Brady pass incomplete short middle to R.Gronkowski.

2-10-NE 15 (11:34) (Shotgun) D.Lewis right guard to NE 21 for 6 yards (R.Jones, C.Tankersley). NE-L.Waddle was injured during the play. His return is Questionable.

3-4-NE 21 (11:10) (Shotgun) T.Brady FUMBLES (Aborted) at NE 15, and recovers at NE 15. T.Brady sacked at NE 15 for -6 yards (C.Wake).

4-10-NE 15 (10:37) R.Allen punts 46 yards to MIA 39, Center-J.Cardona. J.Grant ran ob at MIA 39 for no gain.

## Miami Dolphins at 10:28

1-10-MIA 39 (10:28) (Shotgun) M.Moore sacked at MIA 29 for -10 yards (E.Roberts).

2-20-MIA 29 (9:44) (Shotgun) M.Moore sacked at MIA 21 for -8 yards (K.Van Noy). NE-K.Van Noy was injured during the play. His return is Questionable.  
*Penalty on MIA-J.Davis, Offensive Holding, declined.*

3-28-MIA 21 (9:25) (Shotgun) M.Moore pass short left to K.Drake pushed ob at MIA 38 for 17 yards (M.Flowers).

4-11-MIA 38 (8:48) (Shotgun) M.Moore pass incomplete short right to J.Landry [P.Chung].

## New England Patriots at 8:41

1-10-MIA 38 (8:41) D.Lewis left end to MIA 32 for 6 yards (R.Jones).

2-4-MIA 32 (8:13) D.Lewis left guard to MIA 29 for 3 yards (C.Wake). MIA-A.Branch was injured during the play.

3-1-MIA 29 (7:41) D.Lewis left tackle to MIA 4 for 25 yards (M.Thomas; T.McDonald). NE 33-Lewis 1st career 100-yard game. R24

1-4-MIA 4 (7:13) (No Huddle) D.Lewis left guard to MIA 5 for -1 yards (D.Godchaux; R.Jones).

2-5-MIA 5 (6:35) (Shotgun) T.Brady pass short middle to B.Cooks for 5 yards, TOUCHDOWN. NE 12-Brady 28th career game with 4+ TD passes, 3rd most all-time. NE 12-Brady 26th TD pass of season, most all-time in a season after turning 40 (Moon &amp; Favre, 25). P25

*(Kick formation) PENALTY on NE-R.Allen, Delay of Game, 5 yards, enforced at MIA 15 - No Play.*

S.Gostkowski extra point is GOOD, Center-J.Cardona, Holder-R.Allen.

MIA 17 NE 35, 5 plays, 38 yards, 2:10 drive, 8:29 elapsed

S.Gostkowski kicks 65 yards from NE 35 to end zone, Touchback.

## Miami Dolphins at 6:31

1-10-MIA 25 (6:31) (Shotgun) M.Moore pass short middle to J.Thomas to MIA 33 for 8 yards (P.Chung).

2-2-MIA 33 (5:56) (Shotgun) M.Moore sacked at MIA 18 for -15 yards (J.Jones).

3-17-MIA 18 (5:11) (Shotgun) M.Moore pass incomplete short right to K.Drake.

4-17-MIA 18 (5:05) M.Haack punts 41 yards to NE 41, Center-J.Denney, fair catch by D.Amendola.

## New England Patriots at 4:58

1-10-NE 41 (4:58) R.Burkhead up the middle to NE 43 for 2 yards (T.Fede).

2-8-NE 43 (4:19) R.Burkhead left guard to NE 48 for 5 yards (L.Timmons).

3-3-NE 48 (3:42) R.Burkhead left tackle to 50 for 2 yards (R.Jones, T.Fede). measurement

4-1-50 (2:56) R.Allen punts 37 yards to MIA 13, Center-J.Cardona, fair catch by J.Grant.

## Miami Dolphins at 2:48

1-10-MIA 13 (2:48) (Shotgun) M.Moore pass short middle to J.Thomas to MIA 22 for 9 yards (P.Chung, D.McCourty).

2-1-MIA 22 (2:24) (No Huddle, Shotgun) M.Moore sacked at MIA 13 for -9 yards (E.Lee).

Two-Minute Warning

**Miami Dolphins vs New England Patriots at Gillette Stadium**

3-10-MIA 13 (2:00) (Shotgun) M.Moore pass short left to J.Thomas pushed ob at MIA 25 for 12 yards (P.Chung).

1-10-MIA 25 (1:54) (No Huddle, Shotgun) M.Moore pass deep left intended for D.Parker INTERCEPTED by D.Harmon at NE 41. D.Harmon to NE 41 for no gain (D.Parker).

**New England Patriots at 1:43**

1-10-NE 41 (1:43) T.Brady kneels to NE 40 for -1 yards.

2-11-NE 40 (:58) T.Brady kneels to NE 39 for -1 yards.

3-12-NE 39 (:20) T.Brady kneels to NE 38 for -1 yards.

**END OF QUARTER**

	<b>Score</b>	<b>Time Poss</b>	<b>First Downs</b>				<b>Efficiencies</b>	
			<b>R</b>	<b>P</b>	<b>X</b>	<b>T</b>	<b>3 Down</b>	<b>4 Down</b>
<b>Miami Dolphins</b>	<b>17</b>	<b>7:37</b>	<b>0</b>	<b>5</b>	<b>0</b>	<b>5</b>	<b>1/4</b>	<b>1/2</b>
<b>New England Patriots</b>	<b>35</b>	<b>7:23</b>	<b>1</b>	<b>1</b>	<b>0</b>	<b>2</b>	<b>1/4</b>	<b>0/1</b>

# Miscellaneous Statistics Report

Miami Dolphins vs New England Patriots  
11/26/2017 at Gillette Stadium

## Ten Longest Plays for Miami Dolphins

Yards	Qtr	Play Start	Play Description
28	4	4-2-MIA 35	(13:33) (Shotgun) M.Moore pass deep left to K.Stills ran ob at NE 37 for 28 yards.
17	4	2-10-NE 37	(12:58) (Shotgun) M.Moore pass short right to J.Thomas to NE 20 for 17 yards (P.Chung).
17	4	3-28-MIA 21	(9:25) (Shotgun) M.Moore pass short left to K.Drake pushed ob at MIA 38 for 17 yards (M.Flowers).
15	2	2-6-MIA 39	(6:26) (Shotgun) M.Moore pass short right to J.Landry to NE 46 for 15 yards (M.Butler) [K.Van Noy]. FUMBLES (M.Butler), and recovers at NE 46. J.Landry to NE 46 for no gain (M.Butler, T.Reilly).
15	2	2-15-NE 30	(:33) (Shotgun) M.Moore pass short right to J.Landry to NE 15 for 15 yards (J.Jones, D.McCourty).
14	2	2-11-MIA 47	(1:57) (Shotgun) M.Moore pass short left to J.Landry to NE 39 for 14 yards (J.Jones).
13	2	1-10-MIA 35	(2:30) (Shotgun) K.Drake left tackle pushed ob at MIA 48 for 13 yards (K.Van Noy).
12	4	1-10-NE 20	(12:20) (Shotgun) M.Moore pass short right to K.Stills pushed ob at NE 8 for 12 yards (D.Harmon).
12	4	3-10-MIA 13	(2:00) (Shotgun) M.Moore pass short left to J.Thomas pushed ob at MIA 25 for 12 yards (P.Chung).
11	3	2-6-MIA 30	(9:36) D.Williams right tackle to MIA 41 for 11 yards (D.Harris). MIA-D.Williams was injured during the play. He is Out.

## Ten Longest Plays for New England Patriots

Yards	Qtr	Play Start	Play Description
39	1	1-10-MIA 46	(13:09) T.Brady pass deep left to P.Dorsett to MIA 7 for 39 yards (R.Jones).
37	2	3-14-NE 40	(10:42) (Shotgun) T.Brady pass deep middle to B.Cooks to MIA 23 for 37 yards (S.Anthony).
25	3	1-10-NE 23	(13:14) D.Lewis up the middle to NE 48 for 25 yards (K.Alonso, B.McCain).
25	4	3-1-MIA 29	(7:41) D.Lewis left tackle to MIA 4 for 25 yards (M.Thomas; T.McDonald). NE 33-Lewis 1st career 100-yard game.
22	1	1-10-NE 12	(10:12) D.Lewis up the middle to NE 34 for 22 yards (R.Jones, L.Timmons).
22	2	1-10-MIA 23	(9:59) R.Burkhead left end to MIA 1 for 22 yards (A.Branch; T.McDonald).
22	3	2-24-NE 40	(2:09) (Shotgun) T.Brady pass deep middle to B.Cooks to MIA 38 for 22 yards (T.McDonald) [C.Wake].
21	1	3-7-MIA 47	(7:44) (Shotgun) T.Brady pass short middle to R.Gronkowski to MIA 26 for 21 yards (K.Alonso, T.McDonald).
21	2	1-10-NE 25	(4:06) (Shotgun) T.Brady pass short left to R.Gronkowski to NE 46 for 21 yards (M.Thomas, K.Alonso).
20	1	1-10-MIA 26	(7:07) T.Brady pass short middle to R.Gronkowski to MIA 6 for 20 yards (M.Thomas). NE 87-Gronkowski 6,756 career rec

## Touchdown Scoring Information

		Offense	Defense	Special Teams
<b>VISITOR</b>	Miami Dolphins	1	1	0
<b>HOME</b>	New England Patriots	5	0	0

## Player Scoring Information

Club	Player	TD	Rush TD	Rec TD	KO TD	Punt TD	Int TD	Fum TD	Misc TD	FG	XP	2Pt Rush	2Pt Rec	Sfty	Points
MIA	K.Drake	0	0	1	0	0	0	0	0	0	0	0	0	0	6
MIA	C.Parkey	0	0	0	0	0	0	0	0	1	2	0	0	0	5
NE	R.Burkhead	0	1	1	0	0	0	0	0	0	0	0	0	0	12
NE	R.Gronkowski	0	0	2	0	0	0	0	0	0	0	0	0	0	12
NE	B.Cooks	0	0	1	0	0	0	0	0	0	0	0	0	0	6
NE	S.Gostkowski	0	0	0	0	0	0	0	0	0	5	0	0	0	5

## Possession Detail

	First Half		Second Half		Game	
	Visitor	Home	Visitor	Home	Visitor	Home
Largest Lead	0	14	0	18	0	18
Drives Leading	0	5	0	7	0	12
Time of Possession Leading	0:00	12:38	0:00	16:42	0:00	29:20
Largest Deficit	-14	0	-18	0	-18	0
Drives Trailing	4	0	7	0	11	0
Time of Possession Trailing	14:01	0:00	13:18	0:00	27:19	0:00
Times Score Tied Up		0		0		0
Lead Changes		1		0		1



## NFL STANDINGS

AMERICAN FOOTBALL CONFERENCE											
EAST DIVISION											
TEAM	W	L	T	PCT	PF	PA	HOME	AWAY	CONF	DIV	STREAK
New England Patriots	9	2	0	.818	325	220	4-2-0	5-0-0	6-1-0	2-0-0	Won 7
Buffalo Bills	6	5	0	.545	224	260	4-1-0	2-4-0	4-3-0	1-1-0	Won 1
<b>MIAMI DOLPHINS</b>	<b>4</b>	<b>7</b>	<b>0</b>	<b>.364</b>	<b>174</b>	<b>289</b>	<b>2-3-0</b>	<b>2-4-0</b>	<b>3-4-0</b>	<b>1-2-0</b>	<b>LOST 5</b>
New York Jets	4	7	0	.364	228	257	3-3-0	1-4-0	4-4-0	2-3-0	Lost 2
NORTH DIVISION											
TEAM	W	L	T	PCT	PF	PA	HOME	AWAY	CONF	DIV	STREAK
Pittsburgh Steelers	9	2	0	.818	258	193	4-1-0	5-1-0	6-1-0	3-0-0	Won 6
Baltimore Ravens	6	5	0	.545	236	187	3-2-0	3-3-0	5-3-0	2-1-0	Won 2
Cincinnati Bengals	5	6	0	.455	199	215	3-2-0	2-4-0	5-5-0	2-2-0	Won 2
Cleveland Browns	0	11	0	.000	166	289	0-6-0	0-5-0	0-9-0	0-4-0	Lost 11
SOUTH DIVISION											
TEAM	W	L	T	PCT	PF	PA	HOME	AWAY	CONF	DIV	STREAK
Tennessee Titans	7	4	0	.636	242	269	4-1-0	3-3-0	6-4-0	3-1-0	Won 1
Jacksonville Jaguars	7	4	0	.636	269	168	3-2-0	4-2-0	7-2-0	2-1-0	Lost 1
Houston Texans	4	7	0	.364	283	285	3-3-0	1-4-0	3-5-0	1-2-0	Lost 1
Indianapolis Colts	3	8	0	.273	195	300	2-4-0	1-4-0	2-5-0	1-3-0	Lost 2
WEST DIVISION											
TEAM	W	L	T	PCT	PF	PA	HOME	AWAY	CONF	DIV	STREAK
Kansas City Chiefs	6	5	0	.545	272	236	3-2-0	3-3-0	4-3-0	2-1-0	Lost 3
Los Angeles Chargers	5	6	0	.455	249	202	2-3-0	3-3-0	3-5-0	2-2-0	Won 2
Oakland Raiders	5	6	0	.455	225	261	3-3-0	2-3-0	5-5-0	2-2-0	Won 1
Denver Broncos	3	8	0	.273	197	280	3-3-0	0-5-0	2-6-0	2-3-0	Lost 7

NATIONAL FOOTBALL CONFERENCE											
EAST DIVISION											
TEAM	W	L	T	PCT	PF	PA	HOME	AWAY	CONF	DIV	STREAK
Philadelphia Eagles	10	1	0	.909	351	191	6-0-0	4-1-0	8-0-0	4-0-0	Won 9
Dallas Cowboys	5	6	0	.455	248	270	2-4-0	3-2-0	4-4-0	2-1-0	Lost 3
Washington Redskins	5	6	0	.455	258	276	3-3-0	2-3-0	4-5-0	1-3-0	Won 1
New York Giants	2	9	0	.182	172	267	1-4-0	1-5-0	0-8-0	0-3-0	Lost 1
NORTH DIVISION											
TEAM	W	L	T	PCT	PF	PA	HOME	AWAY	CONF	DIV	STREAK
Minnesota Vikings	9	2	0	.818	271	195	5-1-0	4-1-0	7-1-0	3-1-0	Won 7
Detroit Lions	6	5	0	.545	294	264	2-4-0	4-1-0	5-4-0	3-1-0	Lost 1
Green Bay Packers	5	6	0	.455	232	261	3-3-0	2-3-0	4-4-0	2-2-0	Lost 2
Chicago Bears	3	8	0	.273	177	252	2-4-0	1-4-0	1-8-0	0-4-0	Lost 4
SOUTH DIVISION											
TEAM	W	L	T	PCT	PF	PA	HOME	AWAY	CONF	DIV	STREAK
New Orleans Saints	8	3	0	.727	322	222	4-1-0	4-2-0	6-2-0	2-0-0	Lost 1
Carolina Panthers	8	3	0	.727	248	207	3-2-0	5-1-0	4-3-0	2-1-0	Won 4
Atlanta Falcons	7	4	0	.636	265	230	3-2-0	4-2-0	6-1-0	1-1-0	Won 3
Tampa Bay Buccaneers	4	7	0	.364	223	262	3-2-0	1-5-0	2-5-0	0-3-0	Lost 1
WEST DIVISION											
TEAM	W	L	T	PCT	PF	PA	HOME	AWAY	CONF	DIV	STREAK
Los Angeles Rams	8	3	0	.727	329	206	4-2-0	4-1-0	5-3-0	2-1-0	Won 1
Seattle Seahawks	7	4	0	.636	266	212	3-2-0	4-2-0	5-3-0	4-0-0	Won 1
Arizona Cardinals	5	6	0	.455	203	278	3-2-0	2-4-0	3-5-0	2-2-0	Won 1
San Francisco 49ers	1	10	0	.091	187	284	1-5-0	0-5-0	1-9-0	0-5-0	Lost 1