


2017 TAMPA BAY BUCCANEERS
MEDIA INFORMATION



VS



Game 14

VS. ATLANTA FALCONS

DECEMBER 18TH - 8:30 PM ET



SIEGE
THE  **DAY**



TAMPA BAY BUCCANEERS
2017 WEEKLY PRESS RELEASE
COMMUNICATIONS

ONE BUCCANEER PLACE, TAMPA FLORIDA
TEL (813) 554-1311
FAX (813) 387-6317

TAMPA BAY BUCCANEERS vs. **ATLANTA FALCONS**

TAMPA BAY BUCCANEERS (4-9) AT ATLANTA FALCONS (8-5)
 SUNDAY, DECEMBER 18, 8:30 P.M. ET
 RAYMOND JAMES STADIUM (64,428)
NETWORK TELEVISION: ESPN
PLAY-BY-PLAY: SEAN MCDONOUGH **ANALYST:** JON GRUDEN **SIDELINE:** LISA SALTERS
BUCS RADIO: 98ROCK, FLAGSHIP STATION (WXTB-97.9 FM)
PLAY-BY-PLAY: GENE DECKERHOFF **ANALYST:** DAVE MOORE **SIDELINE:** T.J. RIVES
LAST GAME: TAMPA BAY LOST VS. DETROIT, 24-21; ATLANTA WON VS. NEW ORLEANS, 20-17



ALL-TIME SERIES

The all-time series between these two teams is tied, 24-24, after Atlanta won the first contest this season, 34-20, at home in the Mercedes-Benz Stadium. Since the NFC South was created in 2002, Atlanta leads the series 16-14. The Buccaneers swept the season series in 2002, 2005 and 2007, on the way to NFC South titles, in addition to sweeping the series in 2015. The Falcons swept the series in 2006, 2009, 2010 and 2014. The teams have spilt their NFC South matchups seven times (2003, 2004, 2008, 2011, 2012, 2013, 2016). The two teams first met in 1977, with Atlanta notching a 17-0 win at Tampa Stadium (11/27/77). The Bucs picked up their first win in the series the next season, a 14-9 victory that evened Tampa Bay's record at 2-2, marking the first time the club hit the .500 mark. Tampa Bay's 48-10 home victory to open the 1987 season represents the most points ever scored by a Buccaneers squad in the regular season, a mark that was later tied. Tampa Bay also posted a six-game winning streak in the series, beginning with a victory in 1997.

REGULAR SEASON SERIES BY THE NUMBERS

Overall Regular Season Series	Series tied, 24-24
Home Record vs. Atlanta Falcons	14-11
Road Record vs. Atlanta Falcons	10-13
Current Streak	Falcons, two games (11/3/16-11/26/17)
Buccaneers Longest Streak	Six games (11/9/97-9/21/03)
Falcons Longest Streak	Five games (12/14/08-12/5/10)
Regular Season Point Total	Buccaneers 1,031 – Falcons 1,003
Most Points, Buccaneers	48, Buccaneers 48-10 (1987)
Most Points, Falcons	56, Falcons 56-14 (2014)
Most Points, both teams	71, Falcons 56-14 (2014)
Fewest Points, Buccaneers	0, Falcons 17-0 (1977)
Fewest Points, Falcons	0, Buccaneers 27-0 (2004)
Fewest Points, both teams	17, twice, last Falcons 14-3 (2006)
Largest Win, Buccaneers	38 points, Buccaneers 48-10 (1987)
Largest Win, Falcons	42 points, Falcons 56-14 (2014)

2017 Schedule and Results (4-9)

DATE	OPPONENT (TV)	TIME/RESULT
	Bye Week	
9/17	CHICAGO (FOX)	W, 29-7
9/24	at Minnesota (FOX)	L, 34-17
10/1	N.Y. GIANTS (FOX)	W, 25-23
10/5	NEW ENGLAND (CBS/NFLN/Amazon)	L, 19-14
10/15	at Arizona (FOX)	L, 38-33
10/22	at Buffalo (FOX)	L, 30-27
10/29	CAROLINA (FOX)	L, 17-3
11/5	at New Orleans (FOX)	L, 30-10
11/12	N.Y. JETS (CBS)	W, 15-10
11/19	at Miami (FOX)	W, 30-20
11/26	at Atlanta (FOX)	L, 34-20
12/3	at Green Bay (FOX)	L, 26-20
12/10	DETROIT (FOX)	L, 24-21
12/18	ATLANTA (ESPN)	8:30 PM
12/24	at Carolina (FOX)	1:00 PM
12/31	NEW ORLEANS (FOX)^	1:00 PM

HOME GAMES IN ALL CAPS - All Times Eastern
 ^ Subject to Flexible Scheduling

BUCCANEERS PR TWITTER AND MEDIA SITE

The Tampa Bay Buccaneers Communications staff is on Twitter: **@BuccaneersComms**, the department's official Twitter account, which provides media members with the latest updates on schedules and transactions, as well as notes and facts about the team and its activities.

For all of the team's publicity material, visit **media.buccaneers.com**. There, users will find updated statistics, game notes, bios, rosters, the 2017 Buccaneers Media Guide and more, plus the latest releases from the team.

Nelson Luis
 Vice President of Communications
 nluis@buccaneers.nfl.com

Michael Pehanich
 Sr. Communications Manager
 mpehanich@buccaneers.nfl.com

Allen Barrett
 Communications Manager
 abarrett@buccaneers.nfl.com

Chris King
 Communications Coordinator
 cking@buccaneers.nfl.com

Brooke Skelley
 Communications Assistant
 bskelley@buccaneers.nfl.com

STATISTICAL COMPARISON

A look at how the teams match up in the 2017 season rankings:

Category	Tampa Bay	Atlanta
Total Offense	12th (353.5 ypg)	9th (363.5 ypg)
Rushing Offense	t26th (91.5 ypg)	11th (116.8 ypg)
Passing Offense	6th (262.0 ypg)	12th (246.6 ypg)
Total Defense	31st (389.3 ypg)	7th (319.8 ypg)
Rushing Defense	17th (113.2 ypg)	12th (108.3 ypg)
Passing Defense	32nd (276.1 ypg)	6th (211.5 ypg)
Points Scored	t21st (20.3 ppg)	16th (22.6 ppg)
Points Allowed	22nd (24.0 ppg)	9th (20.1 ppg)
Sacks	32nd (17.0)	t11th (34.0)
Sacks Allowed	t14th (30.0)	t2nd (17.0)
Turnover Margin	t11th (+4)	t24th (-5)
Team Leaders	Tampa Bay	Atlanta
Rushing Yards	Doug Martin (402)	Devonta Freeman (680)
Rushing Touchdowns	Doug Martin (3)	Devonta Freeman (6 - t9th, NFL)
Passer Rating	Jameis Winston (89.7)	Matt Ryan (92.4)
Passing Yards	Jameis Winston (2,475)	Matt Ryan (3,278)
Passing Touchdowns	Jameis Winston (14)	Matt Ryan (17)
Receptions	Mike Evans (55)	Julio Jones (73 - t10th, NFL)
Receiving Yards	Mike Evans (760)	Julio Jones (1,161 - t3rd, NFL)
Receiving Touchdowns	Cam Brate (6 - t6th, NFL TEs)	Mohamed Sanu (5)
Tackles	Lavonte David (85)	Deion Jones (109 - t7th, NFL)
Sacks	Gerald McCoy (5.0)	Adrian Clayborn (9.0)
Interceptions	Three tied (3)	D. Jones, D. Trufant (2)

PLANNED WEEKLY MEDIA SCHEDULE

THURSDAY, DECEMBER 14	FRIDAY, DECEMBER 15	SATURDAY, DECEMBER 16	SUNDAY, DECEMBER 17
11:45 a.m. - Open Locker Room (45 minutes)	11:25 a.m. - OC Todd Monken Media Availability	10:50 a.m. - Practice (Open first 30 minutes)	No Media Availability
12:45 p.m. - DC Mike Smith Media Availability	11:35 a.m. - Buccaneers QB Jameis Winston Availability/Open Locker Room (45 minutes)	12:00 p.m. - Player Availability Immediately followed by HC Dirk Koetter Media Availability (On-field)	MONDAY, DECEMBER 18
1:10 p.m. - Practice (Open first 30 minutes)	1:10 p.m. - Practice (Open first 30 minutes)		8:30 p.m. - Tampa Bay Buccaneers vs. Atlanta Falcons at Raymond James Stadium
1:30 p.m. - ATL HC Dan Quinn Conf. Call	2:45 p.m. - HC Dirk Koetter Media Availability		- ALL TIMES EASTERN -
3:00 p.m. - HC Dirk Koetter Media Availability			

LAST GAME

- The Buccaneers scored their first touchdown of the game in the first quarter, when RB **Doug Martin** rushed in for a one-yard score, finishing an 11-play, 75-yard drive lasting 2:51.

- Martin's touchdown is his 28th career touchdown from scrimmage, tying Warrick Dunn for the sixth-most in franchise history.

MOST SCRIMMAGE TOUCHDOWNS - (Team History)

Rank	Player	TDs
1.	FB Mike Alstott, 1996-2008	71
2.	RB James Wilder, 1981-89	46
3.	TE Jimmie Giles, 1978-86	34
4.	WR Mike Evans, 2014-Pres.	31
4.	WR Kevin House, 1980-86	31
6.	RB Warrick Dunn, 1997-2001, 2008	28
6.	RB Doug Martin, 2012-Pres.	28

- On the ensuing Lions possession, LB **Lavonte David** forced a fumble from Lions TE **Eric Ebron**, which David recovered. David now has five forced fumbles and five fumble recoveries this season, both career highs. David's five forced fumbles are the most by a Buccaneers player since 2007 (Stylez G. White, seven). His five fumble recoveries are the most in a single season in Buccaneers history.

- David is only the second player since 1994 to record at least five forced fumbles and five fumble recoveries in the same season (also Justin Tuck, 2010).

- David now has 17 career forced fumbles and 11 career fumble recoveries. His 17 forced fumbles are the third-most by a Buccaneers player since 1994 and his 11 fumble recoveries are tied for the second-most in franchise history.

BUCCANEERS CAREER FUMBLE RECOVERIES

Rank	Player, Year	FR
1.	DB Ronde Barber, 1997-2012	12
2.	DE John Cannon, 1982-1990	11
2.	LB Lavonte David, 2012-Pres.	11
4.	LB Cecil Johnson, 1977-85	10
4.	DE Lee Roy Selmon, 1976-84	10

BUCCANEERS CAREER FORCED FUMBLES (Since 1994)

Rank	Player, Year	FF
1.	LB Derrick Brooks, 1995-2008	25
1.	DE Simeon Rice, 2001-06	25
3.	LB Lavonte David, 2012-Pres.	17
3.	DB Ronde Barber, 1997-2012	16
3.	DT Warren Sapp, 1995-2003	16

- Since 2012, David's 11 fumble recoveries are tied for the most in the NFL, while his 17 forced fumbles are tied for the third-most in that span.

2012-17 NFL MOST FUMBLE RECOVERIES

Rank	Player	Team	FR
1.	LB Lavonte David	TB	11
1.	DE J.J. Watt	HOU	11
3.	S Mike Adams	CAR	9
3.	LB D'Qwell Jackson	FA	9
3.	DE Julius Peppers	CAR	9
3.	LB Craig Robertson	NO	9

2012-17 NFL MOST FORCED FUMBLES

Rank	Player	Team	FF
1.	LB Robert Quinn	LAR	19
2.	LB Von Miller	DEN	18
3.	LB Lavonte David	TB	17
3.	LB Ryan Kerrigan	WAS	17
3.	LB Cameron Wake	MIA	17

- The Buccaneers got their second takeaway of the game with under two minutes to go in the first half, after CB **Brent Grimes** intercepted a pass from Lions QB **Matthew Stafford** at the Tampa Bay 20-yard line.

- Grimes has 20 interceptions since the start of the 2013 season, tied for the most in the NFL during that span. His 33 career interceptions are the fifth-most among active players.

NFL MOST INTERCEPTIONS SINCE 2013

Rank	Player (Team)	INT
1.	CB Brent Grimes (TB)	20
1.	CB Richard Sherman (SEA)	20
3.	S Reggie Nelson (OAK)	19
3.	S Glover Quin (DET)	19
5.	S Tashaun Gipson (JAC)	18

NFL MOST INTERCEPTIONS (Active Players)

Rank	Player (Team)	INT
1.	S DeAngelo Hall (WAS)	43
2.	CB Terence Newman (MIN)	41
3.	S Reggie Nelson (OAK)	35
4.	CB Aqib Talib (DEN)	34
5.	CB Brent Grimes (TB)	33

- Tampa Bay's third takeaway of the first half came with just 19 seconds remaining in the first half, with CB **Robert McClain** intercepting a pass from Stafford at the Buccaneers' 19-yard line. McClain now has three interceptions this season, a career high. He has seven career interceptions.

LAST GAME

- Over the past two seasons, Tampa Bay's defense has been one of the best in the NFL at taking the ball away, ranking second in the NFL in takeaways, while leading the league in both forced fumbles and fumble recoveries, and tying for the fourth-most interceptions.

NFL MOST TAKEAWAYS (2016-17)

Rank	Team	Takeaways
1.	Baltimore Ravens	57
2.	Tampa Bay Buccaneers	53
3.	Kansas City Chiefs	50
3.	Los Angeles Chargers	50
3.	Philadelphia Eagles	50

NFL MOST INTERCEPTIONS (2016-17)

Rank	Team	INT
1.	Baltimore Ravens	38
2.	Los Angeles Chargers	34
3.	Philadelphia Eagles	32
4.	Tampa Bay Buccaneers	29
4.	Kansas City Chiefs	29

NFL MOST FORCED FUMBLES (2016-17)

Rank	Team	FF
1.	Tampa Bay Buccaneers	29
2.	Arizona Cardinals	28
2.	Oakland Raiders	28
4.	Dallas Cowboys	27
5.	Atlanta Falcons	26
4.	Carolina Panthers	26

NFL MOST FUMBLE RECOVERIES (2016-17)

Rank	Team	FR
1.	Tampa Bay Buccaneers	24
2.	Oakland Raiders	22
3.	Kansas City Chiefs	21
4.	Dallas Cowboys	20
5.	Baltimore Ravens	19
5.	Green Bay Packers	19

- In the fourth quarter, QB **Jameis Winston** connected with TE **O.J. Howard** on a two-yard touchdown pass, finishing off a 10-play, 75-yard drive that lasted 4:30.

- Howard now has five touchdown catches on the season, tied for the fourth-most by a rookie in franchise history.

MOST RECEIVING TOUCHDOWNS BY A ROOKIE – Team History

Rank	Player	TDs
1.	WR Mike Evans, 2014	12
2.	WR Mike Williams, 2010	11
3.	WR Michael Clayton, 2004	7
4.	WR Kevin House, 1980	5
4.	TE O.J. Howard, 2017	5
4.	TE Tim Wright, 2013	5

- Winston threw his second touchdown of the day later in the fourth quarter, a two-yard score to T **Leonard Wester**, capping off a six-play, 72-yard drive lasting 2:06. Wester is the first offensive lineman to catch a touchdown pass since 2013 (Donald Penn vs. Miami, 11/11/13).

- Winston finished the game going with 26-of-38 (68.4 pct.) for 285 yards, with two touchdowns. He now has 14 touchdown passes this season and 64 in his career. His 64 career touchdown passes are the ninth-most by a player though their first three seasons.

MOST PASSING TOUCHDOWNS BY A PLAYER IN HIS FIRST THREE SEASONS

Rank	Player	TD
3.	Dan Marino (MIA, 1983-85)	98
1.	Andrew Luck (IND, 2012-14)	86
3.	Peyton Manning (IND, 1998-2000)	85
4.	Derek Carr (OAK, 2014-16)	81
5.	Andy Dalton (CIN, 2011-13)	80
6.	Russell Wilson (SEA, 2012-14)	72
7.	Blake Bortles (JAC, 2014-16)	69
8.	Matt Ryan (ATL, 2008-10)	66
9.	Cam Newton (CAR, 2011-13)	64
9.	Jameis Winston (TB, 2015-17)	64

- Winston's 64 touchdown passes are tied with Brad Johnson for the fifth-most in team history.

MOST TOUCHDOWN PASSES - (Team History)

Rank	Player	TDs
1.	Josh Freeman, 2009-13	80
2.	Vinny Testaverde, 1987-92	77
3.	Doug Williams, 1978-82	73
4.	Trent Dilfer, 1994-99	70
5.	Brad Johnson, 2001-04	64
5.	Jameis Winston, 2014-Pres.	64

LAST GAME

- WR **Mike Evans** had two catches for 25 yards in today's game. He now has 4,338 career receiving yards, passing WR Vincent Jackson for the third-most in franchise history.

MOST RECEIVING YARDS - (Team History)

Rank	Player	Yards
1.	WR Mark Carrier, 1987-92	5,018
2.	WR Kevin House, 1980-86	4,928
3.	WR Mike Evans, 2014-Pres.	4,338
4.	WR Vincent Jackson, 2012-2016	4,326
5.	TE Jimmie Giles, 1978-86	4,300

- Evans also passed WR **Julio Jones** for the 10th-most receiving yards in a players' first four seasons since the 1970 NFL/AFL merger.

MOST RECEIVING YARDS BY A PLAYER IN HIS FIRST FOUR SEASONS (Since 1970 Merger)

Rank	Player	Yards
1.	Randy Moss (MIN, 1998-2001)	5,396
2.	Torry Holt (STL, 1999-2002)	5,088
3.	Jerry Rice (SF, 1985-88)	4,881
4.	A.J. Green (CIN, 2011-14)	4,874
5.	Anquan Boldin (ARI, 2003-06)	4,605
6.	Larry Fitzgerald (ARI, 2004-07)	4,544
7.	DeAndre Hopkins (HOU, 2013-16)	4,487
8.	Odell Beckham Jr. (NYG, 2014-17)	4,424
9.	T.Y. Hilton (IND, 2012-15)	4,413
10.	Mike Evans (TB, 2014-17)	4,338

- The Buccaneers had 28 first downs in the game, tied for the fifth-most in a game in franchise history.

MOST FIRST DOWNS IN A SINGLE GAME - (Team History)

First Downs	Opponent	Date
1. 30	vs. L.A. Rams	9/25/16
1. 30	at St. Louis	12/17/15
1. 30	vs. Atlanta	12/24/05
1. 30	vs. Atlanta	9/13/87
5. 28	six times, most recent vs. Detroit	12/10/17

NEW AND NOTABLE

DA JUICE

This season, Buccaneers rookie O.J. Howard has been a consistent presence in the Buccaneers' offense, starting all 13 games for the team. Despite facing stiff competition for targets, Howard has made the most of his opportunities, catching 25 passes for 402 yards and five touchdowns.

His five touchdown receptions are tied for the second-most among rookies, while his 402 receiving yards are the seventh-most.

2017 NFL MOST RECEIVING TOUCHDOWNS - Rookies

Rank	Player	Team	TD
1.	TE Evan Engram	NYG	6
2.	TE O.J. Howard	TB	5
2.	WR JuJu Smith-Schuster	PIT	5
4.	RB Alvin Kamara	NO	4
4.	WR Cooper Kupp	LAR	4
4.	RB Christian McCaffrey	CAR	4
4.	TE David Njoku	CLE	4

2017 NFL MOST RECEIVING YARDS - Rookies

Rank	Player	Team	Yds.
1.	WR Cooper Kupp	LAR	783
2.	RB Alvin Kamara	NO	639
3.	TE Evan Engram	NYG	623
4.	WR JuJu Smith-Schuster	PIT	585
5.	RB Christian McCaffrey	CAR	519
6.	WR Keenan Cole	JAC	421
7.	TE O.J. Howard	TB	402
8.	RB Kareem Hunt	KC	389
9.	WR Trent Taylor	SF	342
10.	WR Kenny Golladay	DET	340

FIRST DOWN MACHING

Since Dirk Koetter joined the Buccaneers in 2015, the team has been able to move the ball, recording the second (340 in 2016) and third (336 in 2015) most first downs in a season in team history.

This season, Tampa Bay has the fourth-most first downs in the NFL and, since 2015, the team ranks sixth in first downs.

2017 NFL MOST FIRST DOWNS

Rank	Team	First Downs
1.	New England Patriots	312
2.	Philadelphia Eagles	292
3.	Pittsburgh Steelers	287
4.	Tampa Bay Buccaneers	282
5.	Minnesota Vikings	280

NFL MOST FIRST DOWNS (2015-17)

Rank	Team	First Downs
1.	New Orleans Saints	1,052
2.	New England Patriots	1,010
3.	Atlanta Falcons	1,009
4.	Arizona Cardinals	994
5.	Philadelphia Eagles	964
6.	Tampa Bay Buccaneers	958
7.	Los Angeles Chargers	954
7.	Pittsburgh Steelers	954
9.	Carolina Panthers	931
10.	Dallas Cowboys	921

WHAT TO WATCH FOR

Team

- Tampa Bay had three takeaways against Detroit. With at least three takeaways against Atlanta, the team will have consecutive games with at least three takeaways for the first time this season (last: 1/1/17 vs. CAR-9/17/17 vs. CHI; last in same season: 10/10/16 at CAR-10/23/16 at SF).
- Tampa Bay has rushed for at least 125 yards in each of the past two games. With 125 or more rushing yards against Atlanta, the team will have its longest streak of games with 125 or more rushing yards since 2015 (11/22/15 at PHI-12/6/15 vs. ATL).
- Tampa Bay held Detroit to 53 rushing yards. If the Buccaneers hold Atlanta to 55 or less rushing yards, it would mark only the fourth time in team history that the team has held consecutive opponents under 55 rushing yards (last: 10/11/15 vs. JAC-10/25/15 at WAS).
- Tampa Bay has 3,406 passing yards this season and needs 24 more to pass 1981 (3,429) for the 10th-most, 40 more to pass 2002 (3,445) for the ninth-most, 69 more to pass 2004 (3,474) for eighth-most, 140 more to pass 1984 (3,545) for seventh-most, 214 more to pass 2008 (3,619) for sixth-most, 245 more to pass 2011 (3,650) for fifth-most, 400 more to pass 2003 (3,805) for fourth-most and 447 more to pass 2015 (3,852) for the third-most passing yards in a single season in team history.
- Tampa Bay has totaled at least 5,500 yards in each of the past two seasons, the longest such streak in team history. With at least 904 more yards this season, the team would extend that record.
- Tampa Bay has scored at least 325 points in each of the past two seasons, tied for the longest such streak in team history (also 2007-08). With at least 61 more points this season, the team will set a record for most consecutive seasons with at least 325 points
- Tampa Bay totaled 29 takeaways in 2016 and, with at least five more takeaways this season, would have consecutive seasons with 29 or more takeaways for the first time since 2007-09.

TE Cameron Brate

- Brate has 17 career touchdown catches. He needs one more to pass Gerald Carter (17 from 1981-87) and Keyshawn Johnson (17 from 2000-03) for 10th-most, three more to tie Vincent Jackson (20 from 2012-16) for ninth-most and eight more to tie Bruce Hill (23 from 1987-91) for the eighth-most touchdown receptions in team history.
- Brate has 119 career receptions. He needs 11 more to pass Alex Smith (129 from 2005-08) for sixth-most and 19 more to pass Jackie Harris (137 from 1994-97) for the fifth-most receptions by a tight end in team history.
- Brate has 1,457 career receiving yards. He needs 178 more to pass Jackie Harris (1,634 from 1994-97) for the fifth-most receiving yards by a tight end in team history.
- Brate's 1,457 career receiving yards are the second-most by an undrafted player in franchise history. He needs 244 more to pass Karl Williams (1,700 from 1996-2003) for the most receiving yards by an undrafted player in team history.

LB Lavonte David

- David has 18.0 career sacks, and needs 11 more to pass Broderick Thomas (26.5 from 1989-93) for the most sacks by a linebacker in franchise history.
- David has 10 career interceptions, and needs one more to pass Dave Lewis (10 from 1977-81) for second-most, and 15 more to tie Derrick Brooks (25 from 1995-2008) for the most interceptions by a linebacker in franchise history.
- David has 11 career fumble recoveries, tied for the third-most in team history. He needs one more to pass John Cannon (11 from 1982-90) for second-most, and tie Ronde Barber (12 from 1997-2012) for the most fumble recoveries in franchise history.
- David has three career defensive touchdowns and needs one more to tie for the third-most in franchise history (David Logan, 1979-96; Mike Washington, 1976-84).

WR Mike Evans

- Evans surpassed 1,000 receiving yards in each of his first three seasons and, with 240 more receiving yards this season, will join A.J. Green (2011-14) and Randy Moss (1998-2001) as the only players in NFL history to record 1,000 or more receiving yards in each of their first four seasons. Evans would become the first player in franchise history to have four consecutive 1,000-yard receiving seasons and his four 1,000-yard receiving seasons would be the most by any player in team history.
- Evans has recorded 4,338 receiving yards in his first four seasons and needs 76 more to pass T.Y. Hilton (4,413 from 2012-15) for ninth-most, 87 more to pass Odell Beckham (4,424 from 2014-17) for eighth-most, 150 more to pass DeAndre Hopkins (4,487 from 2013-16) for seventh-most, 207 more to pass Larry Fitzgerald (4,544 from 2004-07) for sixth-most, 268 more to pass Anquan Boldin (4,605 from 2003-06) for fifth-most, 536 more to pass A.J. Green (4,874 from 2011-14) for fourth-most, 544 more to pass Jerry Rice (4,881 from 1985-88) for third-most, 750 more to pass Torry Holt (5,088 from 1999-2002) and 1,058 more to pass Randy Moss (5,396 from 1998-2001) for the most receiving yards in a players' first four seasons since the 1970 NFL/AFL merger.
- Evans has recorded 31 receiving touchdowns in his first four seasons and with five more this season, will tie Antonio Freeman (36 from 1995-98), Joey Galloway (36 from 1995-98) and Daryl Turner (36 from 1984-87) for eighth-most, six more will tie Andre Rison (37 from 1989-92) for seventh-most, nine more will tie Dez Bryant (40 from 2010-13) and John Jefferson (40 from 1978-81) for fifth-most, 10 more will tie Jimmy Graham (41 from 2010-13) for fourth-most, 13 more will tie Rob Gronkowski (42 from 2010-13) for third-most, 18 more will tie Jerry Rice (49 from 1985-88) for second-most and 22 more will tie Randy Moss (53 from 1998-2001) for the most receiving touchdowns in a players' first four seasons since the 1970 NFL/AFL merger.
- Evans has recorded 4,38 career receiving yards and needs 591 more to pass Kevin House (4,928 from 1980-86) for second-most and 681 more to pass Mark Carrier (5,018 from 1987-92) for the most receiving yards in franchise history.
- Evans has 31 career receiving touchdowns and needs one more to pass Kevin House (31 from 1980-86) for second-most and three more to tie Jimmie Giles (34 from 1978-86) for the most receiving touchdowns in franchise history.
- Evans has 31 touchdowns from scrimmage as a Buccaneer and needs one more to pass Kevin House (31 from 1980-86) for fourth-most, three more to tie Jimmie Giles (34 from 1978-86) for third-most and 15 more to tie James Wilder (46 from 1981-89) for the second-most touchdowns in franchise history.

WR Mike Evans (Cont.)

- Evans has recorded 293 career receptions and needs six more to pass Keyshawn Johnson (298 from 2000-03) for fifth-most, 13 more to pass Mike Alstott (305 from 1996-2006) for fourth-most, 14 more to pass RB Warrick Dunn (306 from 1997-2001, 2008) for third-most, 29 more to pass Mark Carrier (321 from 1987-92) for second-most and 137 more to pass James Wilder (430 from 1981-89) for the most receptions in franchise history.

TE O.J. Howard

- Howard has five receiving touchdowns this season, tied for the fourth-most by a rookie in team history. He needs one more to pass Kevin House (five in 1980) and Tim Wright (five in 2013) for the fourth-most, two more to tie Michael Clayton (seven in 2004) for the third-most, six more to tie Mike Williams (11 in 2010) for second-most and seven more to tie Mike Evans (12 in 2014) for the most receiving touchdowns by a Buccaneers rookie.

WR DeSean Jackson

- Jackson has 33 career 100-yard receiving games, the fourth-most of any active player and the fifth-most by any player since he entered the league in 2008.
- Jackson has 49 receiving touchdowns in his career and needs two touchdowns more to reach 50 for his career.
- Jackson has four receiving touchdowns of 80 or more yards and needs one more to tie the NFL record of five, shared by Derrick Alexander, Lance Alworth, Bob Hayes and Jerry Rice.
- Jackson has 22 touchdowns of 60 or more yards (including returns) and needs one more to tie Jerry Rice (23) for the most total touchdowns of 60 or more yards in NFL history.
- Jackson has 26 career touchdowns of 50 or more yards and needs one more to tie Terrell Owens (27) for the third-most total touchdowns of 50 or more yards since the 1970 NFL merger.

RB Doug Martin

- Martin has 11 100-yard rushing games as a Buccaneer and needs one more to pass Warrick Dunn (11 from 1997-2001, 2008) for second-most and four more to pass James Wilder (14 from 1981-89) for the most 100-yard rushing games in franchise history.
- Martin has 4,629 rushing yards as a Buccaneer and needs 341 more to pass Warrick Dunn (4,969 from 1997-2001, 2008) for third-most, 427 more to pass Mike Alstott (5,088 from 1996-2006) for second-most and 1,329 more to pass James Wilder (5,957 from 1981-89) for the most rushing yards in team history.
- Martin has 26 rushing touchdowns as a Buccaneer and needs 11 more to pass Errict Rhett (37 from 1981-89) for the second-most rushing touchdowns in franchise history.
- Martin has 28 touchdowns from scrimmage as a Buccaneer and one more to pass Warrick Dunn (28 from 1997-2001, 2008) and Joey Galloway (28 from 2004-08) for fifth-most and three more to tie Kevin House (31 from 1980-86) and Mike Evans (31 from 2014-Pres.) for fourth-most touchdowns in franchise history.
- Martin has 5,720 yards from scrimmage as a Buccaneer and needs four more to pass Michael Pittman (5,723 from 2002-07) for the fourth-most scrimmage yards in team history.

DT Gerald McCoy

- McCoy has six career multi-sack games and needs one more to Broderick Thomas (seven from 1989-1993) for the fourth-most in franchise history and pass David Logan (six from 1979-86) for the second-most by a defensive tackle in team history.

QB Jameis Winston

- Winston has four games this season with at least 300 passing yards, tied for the most in a single season in team history. He needs one more to pass Brad Johnson (four in 2003), Vinny Testaverde (four in both 1988 & 1989) and Doug Williams (four in both 1980 & 1981) for the most 300-yard passing games in a single season in team history.
- Winston has seven career games with at least three touchdown passes, the second-most in team history. He needs one more to tie Brad Johnson (eight from 2001-03) for the most such games in team history.
- Winston has nine career games with at least 300 passing yards, the third-most in team history. He needs one more to tie Doug Williams (10 from 1978-82) for second-most and three more to tie Vinny Testaverde (12 from 1987-82) for the most such games in team history.
- Winston has 12 career games with a passer rating over 100, tied for the third-most in team history. He needs two more to tie Trent Dilfer (14 from 1995-99) and Josh Freeman (14 from 2009-13) for the most such games in team history.
- Winston has recorded 64 touchdown passes through his first three seasons and needs one more to pass Cam Newton (64 from 2011-13) for ninth-most, two more to tie Matt Ryan (66 from 2008-10) for eighth-most, five more to tie Blake Bortles (69 from 2014-16) for seventh-most, eight more to tie Russell Wilson (72 from 2012-14) for sixth-most, 16 more to tie Andy Dalton (80 from 2011-13) for fifth-most, 17 more to tie Derek Carr (81 from 2014-16) for fourth-most, 21 more to tie Peyton Manning (85 from 1998-2000) for third-most, 22 more to tie Andrew Luck (86 from 2012-14) for second-most and 34 more to tie Dan Marino (98 from 1983-85) for the most passing touchdowns by a player from their rookie season through their third season.
- Winston has 10,607 passing yards through his first three seasons and needs 587 more to pass Derek Carr (11,194 from 2014-16) for eighth-most, 634 more to pass Blake Bortles (11,241 from 2014-16) for seventh-most, 645 more to pass Ryan Tannehill (11,252 from 2012-14) for sixth-most, 692 more to pass Cam Newton (11,299 from 2011-13) for fifth-most, 753 more to pass Andy Dalton (11,360 from 2011-13) for fourth-most, 824 more to pass Dan Marino (11,431 from 1983-85) for third-most, 1,681 more to pass Peyton Manning (12,287 from 1998-2000) for second-most and 2,351 more to pass Andrew Luck (12,957 from 2012-14) for the most passing yards by a player from their rookie season through their third season.
- Winston has 64 career touchdown passes and needs one more to pass Brad Johnson (64 from 2001-04) for fifth-most, six more to tie Trent Dilfer (70 from 1994-99) for fourth-most, nine more to tie Doug Williams (73 from 1978-82) for third-most, 13 to tie Vinny Testaverde (77 from 1987-92) for second-most and 16 more to tie Josh Freeman (80 from 2009-13) for the most passing touchdowns in franchise history.
- Winston has 10,607 career passing yards and needs 334 more to pass Brad Johnson (10,940 from 2001-04) for fifth-most, 2,041 more to pass Doug Williams (12,648 from 1978-82) for fourth-most and 2,090 more to pass Trent Dilfer (12,969 from 1994-99) for the third-most passing yards in franchise history.

HEAD TO HEAD

LAST REGULAR SEASON MEETING

Series Tied 24-24

Season	Result	Site
1977	L, 17-0	Tampa
1978	W, 14-9	Tampa
1979	L, 17-14	Atlanta
1981	W, 24-23	Tampa
1984	W, 23-6	Tampa
1986	L, 23-20 (OT)	Tampa
1987	W, 48-10	Tampa
1988	L, 17-10	Atlanta
1990	W, 23-17	Tampa
1991	L, 43-7	Atlanta
1992	L, 35-7	Tampa
1993	W, 31-24	Atlanta
1994	L, 34-13	Atlanta
1995	L, 24-21	Tampa
1997	W, 31-10	Atlanta
1999	W, 19-10	Tampa
2000	W, 27-14	Atlanta
2002	W, 20-6	Atlanta
	W, 34-10	Tampa
2003	W, 31-10	Atlanta
	L, 30-28	Tampa
2004	L, 24-14	Atlanta
	W, 27-0	Tampa
2005	W, 30-27	Atlanta
	W, 27-24 (OT)	Tampa
2006	L, 14-3	Atlanta
	L, 17-6	Tampa
2007	W, 31-7	Atlanta
	W, 37-3	Tampa
2008	W, 24-9	Tampa
	L, 13-10 (OT)	Atlanta
2009	L, 20-17	Atlanta
	L, 20-10	Tampa
2010	L, 27-21	Atlanta
	L, 28-24	Tampa
2011	W, 16-13	Tampa
	L, 45-24	Atlanta
2012	L, 24-23	Tampa
	W, 22-17	Atlanta
2013	L, 31-23	Atlanta
	W, 41-28	Tampa
2014	L, 56-14	Atlanta
	L, 27-17	Tampa
2015	W, 23-20 (OT)	Atlanta
	W, 23-19	Tampa
2016	W, 31-24	Atlanta
	L, 43-28	Tampa
2017	L, 34-20	Atlanta

Atlanta 43, Tampa Bay 28 (November 3, 2016)

TAMPA, FLORIDA – In Week 9, the Tampa Bay Buccaneers fell at home to the division-rival Atlanta Falcons by the score of 43-28. After the Falcons won the toss and chose to defer, Tampa Bay started off strong by putting together a 12 play, 75-yard drive capped by a three-yard touchdown pass from Jameis Winston to Mike Evans for a 7-0 lead. The Falcons answered quickly, however, as quarterback Matt Ryan connected with tight end Levine Toilolo for a 32-yard touchdown to tie the game. The Falcons forced a pair of turnovers on the Buccaneers’ next two possessions, but could only capitalize with a field goal on each to take a 13-7 lead. Later in the second quarter, Winston connected with Evans again for a 24-yard touchdown to put the Bucs back in the lead at 14-13 with 8:35 left in the first half. Unfortunately for the Bucs, on the next drive, Taylor Gabriel ran it in the end zone for a 9-yard touchdown to take the Falcons into halftime on top by a score of 20-14. Following the second-half kickoff, Atlanta put together an eleven-play, 86-yard drive that was topped off with a one yard pass from Ryan to Patrick DiMarco taking the Falcons to 26-14 after the two-point conversion attempt from Ryan to Julio Jones was incomplete. After forcing a Buccaneers punt, Ryan found Jones on the next drive to widen the margin yet again, to 33-14, at the end of the third quarter. On Atlanta’s next possession, the Falcons put together a 57-yard drive that ended with a 2-yard pass to tight end Austin Hooper. The Bucs offense responded on the next drive with a 7-yard touchdown by wide receiver Adam Humphries, but the two-point conversion rush by Winston failed. On the following drive, Atlanta scored again with a 50-yard field goal by Matt Bryant with 3:42 left in the game. The Bucs were able to put together one more touchdown before the clock expired with a 2-yard pass from backup quarterback Mike Glennon to Cameron Brate in the former’s first action since the 2014 season.

REGULAR SEASON SERIES HIGHLIGHTS

RB **Haskel Stanback** ran for two TDs, leading the Falcons to 17-0 win at Tampa Stadium (11/27/77)... QB **Doug Williams** hit TE **Jim Obradovich** on a 15-yard TD toss, lifting Tampa Bay to a 14-9 win (9/24/78)... Williams connected with WR **Kevin House** on a 71-yard scoring strike, rallying the Bucs to a 24-23 win (12/6/81)... The win vaulted them into first place in the NFC Central race... RB **James Wilder** ran for 125 yards and one score, leading Tampa Bay to 23-6 win in **John McKay's** second-to-last game as Bucs head coach (12/9/84)... QB **Steve DeBerg** set a club record with five TD passes, igniting a season-opening 48-10 win (9/13/87)... Falcons racked up 33 points in the second quarter en route to a 43-7 win (11/17/91), the Bucs' last game at Fulton County Stadium... Tampa Bay jumped out to 31-3 lead and holds on for 31-24 win in its initial appearance at Georgia Dome (10/31/93)... RB **Mike Alstott's** career-long 47-yard touchdown run sparked a 199-yard rushing effort as Tampa Bay put a 31-10 drubbing on Atlanta in the Georgia Dome (11/9/97), with DT **Brad Culpepper** adding three sacks... Tampa Bay scored the last 19 points in a 19-10 victory in Raymond James Stadium (11/21/99), including 10 points in the final 58 seconds... K **Martin Gramatica's** 53-yard field goal with 58 seconds left gave the Bucs a 12-10 lead, and CB **Donnie Abraham** cemented the victory moments later with a 47-yard interception return for a touchdown... Tampa Bay's defense forced four turnovers and WR **Keyshawn Johnson** caught two touchdown passes from QB **Shaun King** (11/5/00) as the Bucs won in the Georgia Dome for the second consecutive time... The third of three consecutive sacks in the second quarter knocked Atlanta QB **Chris Chandler** out of the game... Tampa Bay's defense did not allow a touchdown for the third straight road contest and posted an interception return for a score for a club-record fourth straight game en route to a 20-6 win (10/6/02) at the Georgia Dome... The Buccaneers were led by LB **Derrick Brooks**, who became the first linebacker in NFL history with three interception returns for touchdowns in a single season... QB **Brad Johnson** threw four touchdown passes and Tampa Bay's defense limited Atlanta QB **Michael Vick** to 134 total yards (125 passing and 9 rushing) as the Bucs rolled to a 34-10 victory at home (12/8/02)... Tampa Bay won the first meeting in 2003, a 31-10 win at Atlanta (9/21/03)... FB **Mike Alstott** had two touchdown runs and DT **Warren Sapp** caught a TD pass from QB **Brad Johnson**... Tampa Bay's defense totaled five sacks and forced five turnovers vs. Atlanta (12/5/04) in a 27-0 home win... RB **Cadillac Williams** carried the offensive load amassing 129 yards, including 116 on the ground to lead Tampa Bay past Atlanta 30-27 (11/20/05)... Tampa blocked overtime field goal and K **Matt Bryant** made game-winning 41-yard attempt with 41 seconds left in overtime to give the Bucs a 27-24 victory (12/24/05)... The Tampa Bay defense forced four turnovers, including a 41-yard fumble return for a touchdown by CB **Ronde Barber** in its 31-7 victory at Atlanta (11/18/07)... **Micheal Spurlock** returns the Buccaneers first-ever kickoff for a touchdown in the 37-3, NFC South clinching victory (12/16/07)... RB **Earnest Graham** recorded a career long 68-yard touchdown run helping the Bucs to a 24-9 win vs. Atlanta (9/14/08)... The Bucs defense held the Falcons without a pass completion until 6:27 left in the second quarter and QB **Matt Ryan** to only 3-of-15 passing for 29 yards in the first half... QB **Josh Freeman** completed 20-of-29 passes for 250 yards and two touchdowns and TE **Kellen Winslow** caught seven passes for 81

yards, but the Falcons held on for a 20-17 victory at the Georgia Dome (11/29/09)... The Buccaneers special teams led the way, as WR **Micheal Spurlock** returned four kickoffs for 209 yards, including an 89 yard touchdown, but the Falcons were able to hang on and prevent Bucs QB **Josh Freeman** from putting together another fourth-quarter comeback on the season when RB **LeGarrette Blount** was stopped short of the goal line on 4th-and-one, allowing the Falcons to win 27-21 at the Georgia Dome (11/7/10)... Although the Buccaneers held a 10-point fourth quarter lead, the Bucs were stopped just short as QB **Josh Freeman's** interception late in the fourth quarter stopped a potential game-winning drive (12/5/10)... K **Connor Barth** connected on three field goals and QB **Josh Freeman** recorded his first career rushing touchdown as the Bucs pulled out a 16-13 win (9/25/11)... RB **Doug Martin** ran for two touchdowns as the Buccaneers narrowly fell to the Falcons, 24-23, in Tampa (11/25/12)... RB **Doug Martin** accrued 142 rushing yards on 28 carries and one touchdown in a Buccaneers victory, 22-17, in Atlanta (12/30/12)... WR **Vincent Jackson** caught 10 passes for 138 yards and two touchdowns in a loss at Atlanta (10/20/13)... LB **Lavonte David** finished the game with 10 tackles, including a career-high three tackles for loss... The Buccaneers topped the Falcons 41-28 at Raymond James Stadium (11/17/13)... The 41 points scored were tied for the fifth-most in a game in franchise history... RB **Bobby Rainey** became the first player in franchise history to record two rushing touchdowns and one receiving touchdown in the same game, helping him earn NFC Offensive Player of the Week... Rainey finished the game with 163 rushing yards, the ninth-most in franchise history... DT **Gerald McCoy** recorded his first career game with 3.0 sacks, tying **Warren Sapp** and **Brad Culpepper** for the most ever in a single game by a Buccaneers defensive tackle... LB **Mason Foster** recorded his second interception return for a touchdown, joining Derrick Brooks (2002) and Hugh Green (1983) as the only linebackers in team history to accomplish the feat, in the same season... In a Thursday Night Football matchup at the Georgia Dome, the Buccaneers lost 56-14, with QB **Josh McCown** leaving in the first half with an injury (9/18/14)... LB **Danny Lansanah** recorded his first career interception in the fourth quarter, returning it 27 yards for a touchdown... WR **Mike Evans** caught seven passes for 125 yards and one touchdown, but three turnovers helped the Falcons earn a 27-17 victory (11/9/14)... Tampa Bay's defense recorded four takeaways and Buccaneers QB **Jameis Winston** accounted for two touchdowns (one passing, one rushing) in a 23-20 overtime victory (11/1/15)... QB **Jameis Winston** led a 12-play, 80-yard drive, culminating in a six-yard touchdown pass to WR **Mike Evans** with 1:39 seconds left, giving Tampa Bay a 23-19 lead, which the team held onto after LB **Lavonte David** intercepted a pass from Atlanta QB **Matt Ryan** to help secure a Buccaneers victory (12/6/15)... Tampa Bay earned a Week 1 victory on the road, behind QB **Jameis Winston's** four touchdown passes (9/11/16)... WR **Mike Evans** notched 11 receptions for 150 yards and two touchdowns, but Atlanta totaled 461 yards of offense and Falcons QB **Matt Ryan** threw four touchdown passes in a 42-28 Falcons win on Thursday Night Football (11/3/16)... In Tampa Bay's first ever game at the newly-constructed Mercedes-Benz stadium, the Falcons win 34-20, behind Atlanta WR Julio Jones' record-setting day (12 catches for 253 yards and two touchdowns and a 15-yard rush).

REGULAR SEASON SUPERLATIVES VS. ATLANTA

INDIVIDUAL SINGLE-GAME HIGHS VS. ATLANTA

RUSHING YARDS

Yards	Player	Game
163	B. Rainey	vs. 11/17/13
150	C. Williams	vs. 12/24/05
142	D. Martin	@ 12/30/12
125	J. Wilder	vs. 12/9/84
116	2 times, last E. Graham	vs. 9/14/08

RUSHING TOUCHDOWNS

Number	Player	Game
2	5 times, last P. Barber	@ 11/26/17
1	26 times, last D. Martin/J. Winston	vs. 12/6/15

PASSING YARDS

Yards	Player	Game
351	V. Testaverde	vs. 12/2/90
346	B. Johnson	vs. 12/20/03
336	D. Williams	vs. 12/6/81
333	S. Deberg	vs. 9/13/87
318	C. Erickson	@ 10/31/93

PASSING TOUCHDOWNS

Number	Player	Game
5	S. Deberg	vs. 9/13/87
4	4 times, last J. Winston	@ 9/11/16
3	2 times, last J. Winston	vs. 11/3/16
2	13 times, last J. McCown	vs. 11/9/14
1	17 times, last J. Winston	vs. 12/6/15

RECEPTIONS

Number	Player	Game
11	M. Evans	vs. 11/3/16
10	3 times, last V. Jackson	@ 11/17/13
9	2 times, last J. Galloway	@ 9/17/06
8	7 times, last D. Jackson	@ 11/26/17
7	8 times, last M. Evans	vs. 11/9/14

RECEIVING YARDS

Yards	Player	Game
165	V. Jackson	vs. 11/17/13
161	J. Galloway	@ 9/17/06
150	M. Evans	vs. 11/3/16
138	V. Jackson	@ 10/20/13
131	K. Johnson	@ 10/6/02

RECEIVING TOUCHDOWNS

Number	Player	Game
2	8 times, last M. Evans	vs. 11/3/16
1	55 times, last, C. Brate/A. Humphries	vs. 11/3/16

TEAM SINGLE-GAME HIGHS VS. ATLANTA

FIRST DOWNS

Number	Game
30	2 times, last vs. 12/24/05
27	@ 11/26/17
25	2 times, last vs. 12/6/15
24	vs. 11/17/13
23	3 times, last vs. 11/3/16

TOTAL NET YARDS

Yards	Game
460	vs. 9/13/87
444	vs. 12/24/05
440	vs. 12/20/03
421	vs. 12/8/02
420	vs. 12/6/81

NET YARDS RUSHING

Yards	Game
199	@ 11/9/97
190	vs. 12/16/07
186	vs. 11/17/13
175	vs. 9/28/86
174	vs. 12/24/05

NET YARDS PASSING

Yards	Game
346	vs. 12/20/03
333	vs. 9/13/87
331	vs. 12/2/90
327	vs. 12/6/81
323	vs. 11/3/16

RUSHING TOUCHDOWNS

Number	Game
2	11 times, last @ 11/26/17
1	13 times, last vs. 12/6/15

PASSING TOUCHDOWNS

Number	Game
5	vs. 9/13/87
4	5 times, last vs. 11/3/16
3	@ 11/5/00
2	14 times, last vs. 11/9/14
1	15 times, last vs. 12/6/15

CONNECTIONS

FORMER BUCCANEERS

- Falcons Limited Partner **Warrick Dunn** played running back for the Buccaneers from 1997-01 and in 2008.
- Falcons President/CEO **Rich McKay** served as the general manager in Tampa Bay for 10 years (1994-2003). McKay was general manager of the Buccaneers from November 1994 through December of 2003, when he was named president and general manager with the Falcons. His father, the late John McKay, served as the first head coach of the Buccaneers from 1976-84, and was inducted into the Buccaneers Ring of Honor on December 5, 2010
- Falcons Assistant Head Coach/Wide Receivers Coach **Raheem Morris** served in several roles for the Buccaneers including the team's head coach from 2009-11, defensive backs coach from 2007-08, assistant defensive backs coach from 2004-05, defensive assistant in 2003 and defensive quality control coach in 2002.
- Falcons Director of Pro Personnel **Joel Collier** began his career in the NFL as an offensive assistant for the Buccaneers in 1990.
- Falcons Pro Scout **Bob Kronenberg** spent training camp with the Buccaneers in 1993 as an offensive lineman.
- Falcons National Scout **Ruston Webster** was a member of the Buccaneers organization for 18 years in a variety of roles within the personnel and scouting departments.
- Falcons Senior Director of Player Affairs **Kevin Winston** spent three seasons in Tampa Bay as the team's director of player development.
- Falcons K **Matt Bryant** played for the Buccaneers from 2005-08.
- Falcons DE **Adrian Clayborn** was originally selected by the Buccaneers in the first round (20th overall) of the 2011 NFL Draft.

FORMER FALCONS

- Buccaneers Head Coach **Dirk Koetter** served as the offensive coordinator for the Falcons from 2012-14.
- Buccaneers Defensive Coordinator **Mike Smith** spent seven seasons (2008-14) as the Head Coach of the Falcons.
- Buccaneers College Scout **Brian Hudspeth** spent three seasons (2001-04) in the personnel department of the Falcons.
- Buccaneers Defensive Backs Coach **Brett Maxie** spent three seasons (2004-06) in the same capacity for the Falcons as well as one season (1994) as a player.
- Buccaneers Assistant Wide Receivers/Game Management Coach **Andrew Weidinger** spent eight seasons with the Falcons as a personnel scout (2007), assistant to the head coach/offense (2008-11) and offensive assistant (2012-14).
- Buccaneers CB **Brent Grimes** began his NFL career with Atlanta and played for the Falcons for six seasons (2007-12).
- Buccaneers C **Joe Hawley** was a fourth-round draft pick of the Falcons in 2010 and spent five seasons with the team (2010-14).

FORMER FALCONS (Cont.)

- Buccaneers WR **Freddie Martino** played for Atlanta in 2014.
- Buccaneers CB **Robert McClain** played three seasons in Atlanta (2012-14).
- Buccaneers RB **Jacquizz Rodgers** was selected in the fifth round (145th overall) by the Falcons in the 2011 NFL Draft and played his first four seasons in Atlanta (2011-14).

COACHING CONNECTIONS

- Buccaneers Defensive Backs Coach **Brett Maxie** and Falcons Special Teams Coordinator **Keith Armstrong** coached together for one season in Miami (2007).
- Buccaneers Offensive Line Coach **George Warhop** and Falcons Passing Game Coordinator **Jerome Henderson** coached together in Cleveland (2009-11). Buccaneers Defensive Quality Control Coach **Dave Borbonzi** (2011-13) and Assistant Special Teams Coach **Carlos Polk** (2013) coached alongside **Henderson** (2012-15) in Dallas.

STAFF CONNECTIONS

- Buccaneers General Manager **Jason Licht** and Falcons General Manager **Thomas Dimitroff** worked together under Falcons Assistant General Manager **Scott Pioli** (2000-2008) for the New England Patriots. Pioli served as the Vice President of Player Personnel, Licht (2000-02), served as the Assistant Director of Player Personnel and Dimitroff (2002-07) served as the National Scout.
- Buccaneers DT **Clinton McDonald** (2013) played under Falcons Head Coach **Dan Quinn** when he was the Seattle Seahawks defensive coordinator.
- Buccaneers Run Game Coordinator/Offensive Line Coach **George Warhop** coached Falcons C **Alex Mack** for five seasons (2009-13) with the Browns.
- Falcons Passing Game Coordinator **Jerome Henderson** was the defensive backs coach in Cleveland when Buccaneers S **T.J. Ward** was a member of the Browns (2010-11).
- Falcons Offensive Line Coach **Chris Morgan** coached Buccaneers G **J.R. Sweezy** for one season in Seattle (2014).
- Falcons RB **Terron Ward** and Buccaneers S **T.J. Ward** are brothers.

GEORGIA TIES

- Buccaneers National Scout **Byron Kiefer** graduated from Mercer University in Macon, Ga., where he was a letterman as a pitcher on the baseball team.
- Buccaneers RB **Peyton Barber** is a native of Alpharetta.
- Buccaneers LB **Cameron Lynch** is a native of Lawrenceville.

FLORIDA TIES

- Falcons Head Coach **Dan Quinn** coached two years with the Florida Gators (2011-12).
- Falcons Defensive Coordinator **Marquand Manuel** served as a coaching intern at Florida in 2011.
- Falcons Special Teams Coordinator **Keith Armstrong** was the defensive backs/special teams coach at Miami.
- Falcons Defensive Line Coach **Bryant Young** spent two seasons as the defensive line coach at Florida (2011-12).
- Falcons Quarterbacks Coach **Bush Hamdan** spent one season with Florida as the wide receivers coach (2012).
- Falcons Offensive Assistant **Charlie Weis Jr.** served as the offensive quality control and wide receivers coach at Florida (2011).
- Falcons S **Ricardo Allen** is a native of Daytona Beach.
- Falcons P **Matt Bosher** is a native of Jupiter and played collegiately at the University of Miami.
- Falcons S **Kemal Ishmael** is a native of Miami and played collegiately at the University of Central Florida.
- Falcons RB **Devonta Freeman** is a native of Miami and played collegiately at Florida State.
- Falcons LB **Jermaine Grace** played collegiately at Miami.
- Falcons S **Keanu Neal** is a native of Webster and played collegiately at the University of Florida.
- Falcons S **Sharrod Neasman** played collegiately at Florida Atlantic.
- Falcons S **Brian Poole** played collegiately at the University of Florida.

FORMER NFL TEAMMATES

- Buccaneers G **J.R. Sweezy** (2012-15) and DT **Clinton McDonald** (2011-13) were teammates with Falcons FB **Derrick Coleman** (2013-15) and DT **Ahtyba Rubin** (2015-16) in Seattle.
- Buccaneers WR **DeSean Jackson** and DT **Chris Baker** were teammates with Falcons WR **Andre Roberts** in Washington (2014-15).
- Buccaneers CB **Brent Grimes** and Falcons DE **Derrick Shelby** were teammates in Miami (2013-15).
- Buccaneers S **T.J. Ward** (2014-16) played alongside Falcons G **Ben Garland** (2014) and T **Ty Sambrailo** (2015-16) in Denver.
- T.J. Ward played alongside Falcons C **Alex Mack** and DT **Ahtyba Rubin** in Cleveland (2010-13).
- Buccaneers QB **Ryan Fitzpatrick** and Falcons G **Andy Levitre** were teammates in Buffalo (2009-12) and later in Tennessee (2013). Falcons DB **Bliidi Wreh-Wilson** also played with **Fitzpatrick** during Fitzpatrick's only season in Tennessee (2013). Buccaneers LS **Garrison Sanborn** also played alongside **Levitre** in Buffalo (2009-12).

FORMER NFL TEAMMATES (CONT.)

- **Ryan Fitzpatrick** was teammates with Falcons DE **Brooks Reed** in Houston (2014).
- Buccaneers P **Bryan Anger** and Falcons OL **Austin Pasztor** were teammates in Jacksonville (2012-14).
- Buccaneers DE **Will Clarke** and Falcons WR **Mohamed Sanu** were teammates in Cincinnati (2014-15).
- Buccaneers DT **Sealver Siliga** and Falcons DT **Joe Vellano** were teammates in New England (2013-14).

FORMER COLLEGE TEAMMATES

- Buccaneers WR **DeSean Jackson** (2005-07), S **Chris Conte** (2007-10) and P **Bryan Anger** (2007-11) were teammates with Falcons C **Alex Mack** (2004-08) at California.
- Buccaneers WR **Mike Evans** and Falcons T **Jake Matthews** were teammates at Texas A&M (2011-13).
- Buccaneers T **Kevin Pamphile** (2009-13) and DE **Ryan Russell** (2011-14) were teammates with Falcons S **Ricardo Allen** (2010-13) at Purdue.
- Buccaneers WR **Adam Humphries** (2011-14) and Falcons OLB **Vic Beasley** (2011-14) and DT **Grady Jarrett** (2011-14) were teammates at Clemson.
- Buccaneers LB **Kwon Alexander** (2012-14) and LB **Kendell Beckwith** (2013-16) were teammates with Falcons LB **Deion Jones** (2012-15) and LB **Duke Riley** (2013-16) at Louisiana State.
- Buccaneers QB **Jameis Winston** and Falcons RB **Devonta Freeman** were teammates at Florida State (2012-13).
- Buccaneers CB **Robert McClain** (2006-09) played alongside Falcons CB **Bliidi Wreh-Wilson** (2009-12) and WR **Nick Williams** (2009-12) at Connecticut.
- Buccaneers RB **Jacquizz Rodgers** and Falcons G **Andy Levitre** were teammates at Oregon State (2008).
- Buccaneers OL **Caleb Benenoch** and Falcons DE **Takkarist McKinley** were teammates at UCLA (2014-15).
- Buccaneers CB **Josh Robinson** and Falcons S **Kemal Ishmael** were teammates at Central Florida (2009-11).
- Buccaneers CB **Vernon Hargreaves III** played alongside Falcons S **Keanu Neal** and S **Brian Poole** at Florida (2013-15).
- Buccaneers LB **Adarius Glanton** and Falcons S **Sharrod Neasman** were teammates at Florida Atlantic (2012-13).
- Buccaneers DT **Sealver Siliga** and Falcons DE **Derrick Shelby** were teammates at Utah (2008-11).

AGAINST THE OPPOSITION

Below are highlights of how selected Buccaneers have performed during their careers against the Atlanta Falcons.

DE Robert Ayers Jr.: As a member of the New York Giants, recorded three tackles, two tackles for loss, two passes defended and a sack (9/20/15)... Tallied his first sack as a Buccaneer in a win at Atlanta (9/11/16).

LB Kwon Alexander: In five career games against Atlanta, has totaled 52 tackles (three for loss), 2.0 sacks, two forced fumbles, two passes defended, one interception and one fumble recovery... Named NFC Defensive Player of the Week after recording 11 tackles, one forced fumble, one fumble recovery and one interception, with his two takeaways leading to 10 Buccaneers points... Racked up 10 tackles, one sack, one forced fumble and one pass defended (12/6/15)... Led all players with a then career-high 17 tackles in a win at Atlanta, while adding a sack (9/11/16).

DT Chris Baker: While with the Washington Redskins, recorded a sack and two forced fumbles (10/11/15).

RB Peyton Barber: Notched two rushing touchdowns, his first career multi-touchdown game (11/26/17).

LB Kendell Beckwith: Forced a fumble that was recovered by Tampa Bay (11/26/17).

TE Cameron Brate: Caught his first career touchdown pass and tied for a team-leading 48 receiving yards (11/1/15)... Had five catches for 43 yards and a touchdown (11/3/16).

LB Lavonte David: Has played 11 career games against Atlanta, totaling 90 tackles, 17 tackles for loss, five passes defended, one sack, one interception, one forced fumble and one fumble recovery... Registered six tackles and one sack in a Buccaneers victory at Atlanta (12/30/12)... Notched 10 tackles, three tackles for loss and one pass defended (10/20/13)... Recorded nine tackles one forced fumble and one fumble recovery, along with a pass defended (9/18/14)... Matched a season high with 14 tackles in the teams' Week 10 matchup in 2014 (11/9/14)... Racked up a game-high 11 tackles, two tackles for loss and intercepted a pass from Falcons QB Matt Ryan to help stop Atlanta's final drive and secure a Tampa Bay victory (12/6/15)... Led all players and matched a career high with three tackles for loss in a Week 1 Buccaneers victory (9/11/16)... Had three tackles for loss on Thursday Night Football (11/3/16).

WR Mike Evans: Has played seven career games against Atlanta, totaling 41 catches for 613 yards and five touchdowns... Led all receivers with seven receptions for 125 yards and one touchdown (11/9/14)... Caught five passes for 61 yards and the game-winning touchdown (12/6/15)... Had a game-high 99 receiving yards on five catches, including one touchdown, in a Tampa Bay victory (9/11/16)... Notched a career-best 11 receptions for 150 yards and two touchdowns

DE William Gholston: Registered first career multi-sack game, dropping Atlanta QB Matt Ryan twice in a Buccaneers victory (12/6/15)... Tallied a sack on Thursday Night Football (11/3/16).

CB Brent Grimes: Recovered a Falcons fumble and returned it 37 yards (11/26/17)

WR Adam Humphries: Recorded five catches for 46 yards and a touchdown (11/3/16).

WR DeSean Jackson: Caught at 34-yard touchdown pass as a member of the Philadelphia Eagles (10/17/10)... Had a season-high eight catches (11/26/17).

RB Doug Martin: In six career games against Atlanta, has rushed for 467 yards and four touchdowns, while catching 14 passes for 84 yards... Scored two rushing touchdowns against Atlanta (11/25/12)... Ran for 142 yards and one touchdown at Atlanta (12/30/12)... Had 95 rushing yards and one touchdown in a Buccaneers victory (12/6/15)... Had 96 yards from scrimmage (62 rushing, 34 receiving) in a win at Atlanta (9/11/16).

DT Gerald McCoy: Recorded first career three-sack game in a 41-28 victory (11/17/13)... Sacked Matt Ryan and tied a career high with two passes defended in a Buccaneers victory (9/11/16)... Notched a sack on Thursday Night Football (11/3/16).

DT Clinton McDonald: Notched one sack against Atlanta (11/9/14).

CB Josh Robinson: With the Minnesota Vikings, recorded one interception and two passes defended in a win over Atlantad (9/28/14).

QB Jameis Winston: In four career games against Atlanta, has thrown for 946 yards and nine touchdowns, with just two interceptions, for a passer rating of 104.3, while adding two rushing touchdowns... Threw one touchdown pass and ran for another, helping the Buccaneers earn a 23-20 overtime victory (11/1/15)... Led his first career game-winning drive in overtime, helping set up a 31-yard field goal that proved to be the deciding score... Led a 12-play, 80-yard game-winning drive, which included a 20-yard rush on third-and-19 and culminated in a touchdown pass with 1:39 remaining (12/6/15)... Also rushed for a touchdown... Threw four touchdowns and registered a 125.1 passer rating in a Week 1 victory at Atlanta (9/11/16)... Had a passer rating of 110.3 after throwing for 261 yards and three touchdowns on Thursday Night Football (11/3/16).

S T.J. Ward: Had eight tackles and forced a fumble, which he recovered, helping set up a field goal, while with the Denver Broncos (10/9/16).



Dirk Koetter was named the 11th head coach in franchise history on January 15, 2016, after serving as offensive coordinator in 2015.

In his first season as an NFL head coach, Koetter led Tampa Bay to a 9-7 record, the team's most wins since 2010 and the second-most wins by any coach in their first season with the Buccaneers (Jon Gruden – 12).

Over the past two seasons, Koetter has helped guide the Buccaneers to one of the NFL's top offenses, ranking ninth in yards per game (361.1), having the sixth-highest third-down conversion rate (42.8 pct.) and totaling the sixth-most first downs (676) during that timeframe. The Buccaneers set a franchise record for third-down conversion rate in 2016 at 43.9 pct. Tampa Bay has posted consecutive seasons with at least 5,500 yards of offense for the first time in franchise history. The team has scored at least 340 points in each of the past two seasons, the first time they have reached that mark in back-to-back years. After scoring 342 points (sixth-most in team history) and 37 touchdowns (ninth-most) in 2015, the Buccaneers increased those numbers in 2016, scoring 354 points (fourth-most) and 41 touchdowns (third-most).

In 2016, Koetter continued to help with the development of quarterback Jameis Winston, who set single-season franchise records for passing yards (4,090) and passing touchdowns (28). Winston became the youngest player to throw for 50 touchdowns in NFL history and the first player in league history to throw for at least 4,000 yards in each of his first two seasons. Winston has the second-most passing yards by any player through their first two seasons and the fifth-most passing touchdowns.

Much of Winston's success came from throwing to wide receiver Mike Evans, who earned his first career Pro Bowl nod after recording 96 catches for 1,321 yards and 12 touchdowns. His 12 touchdown receptions tied Evans' own franchise record and tied for the second-most in the NFL in 2016, while his 1,321 receiving yards were the third-most in a season in team history and the fourth-most in the league last year. Evans' 96 receptions are the second-most ever by a Buccaneer and ranked sixth in the NFL last season.

The 2016 season also saw a breakout performance from tight end Cameron Brate, who tied for the NFL lead in touchdown catches by a tight end, with eight, which matched the highest mark ever by a Buccaneers tight end (Jimmie Giles, 1985). Brate was second on the team in both receptions (57) and receiving yards (660), both of which ranked in the top 10 in Buccaneers history for tight ends.

Koetter's first season also saw a defensive improvement, with the Buccaneer recording 29 takeaways, the third-highest mark in the NFL and an improvement from 23 the previous season. After allowing 26.1 points per game in 2015 (26th in the league), the 2016 team allowed only 23.1 points per game (15th in the league). Tampa Bay punter Bryan Anger also had the best punting season in team history in 2016, setting franchise records for punts inside the 20 (37 – tied for the third-most in the NFL) and net punting average (42.7, the fourth-best mark in the NFL).

In his first season with Tampa Bay (2015), Koetter helped pilot one of the most successful offenses in the NFL and one of the best in team history. The team set the franchise records for total yards (6,014 – 357.0 per game), while posting the second-most rushing yards (2,162 – 135.1 per game), the then-second-most passing yards (3,852 – 240.8 per game), along with the then-fifth-most total points (342 – 21.4 per game). Tampa Bay ranked fifth in the NFL in yards per game (375.9), fifth in rushing yards per game (135.1) and second in the league in rush average (4.75). It marked the first time in franchise history that the Buccaneers have finished in the top five in total offense.

Much of Tampa Bay's offensive success in 2015 came at the hands of rookie quarterback Jameis Winston, who accounted for 28 total touchdowns (22 passing, six rushing). Koetter also helped guide Winston to 4,042 passing yards, which were the second-most in a single season in team history and the third-most by a rookie in NFL history. Winston's 22 passing touchdowns were tied for the fourth-most in a single season in team history and the fourth-most by a rookie in NFL history. His six rushing touchdowns and 28 combined touchdowns were the most in a single season by a Buccaneers quarterback, while his 28 total touchdowns were tied for the third-most by a rookie in NFL history.

Prior to Koetter's arrival, the Buccaneers ranked 29th in rushing and tied for 29th in sacks allowed in 2014. In 2015, under Koetter's guidance, the unit completed an impressive turnaround. Despite starting two rookies on the offensive line, Tampa Bay still managed to block for the NFL's second-leading rusher (Doug Martin – 1,402 yards) and tied for the fourth-fewest sacks in the league. While Martin was a large part of the team's success running the ball, he was aided by running back Charles Sims, who totaled 1,090 scrimmage yards (107 rushes for 529 yards, 51 catches for 561 yards). Sims averaged 6.9 yards per touch, the most by any player in the NFL with at least 150 touches since 2011 (Darren Sproles in 2011, 7.6 avg.). Martin and Sims' combined 2,566 yards from scrimmage were the most by a running back duo in the NFL in 2015 and set a franchise record for backfield teammates.

Koetter also played a key role in revamping the Buccaneers' passing game. Part of the team's success passing the ball came from targeting top wide receiver Mike Evans, who caught 74 passes for 1,206 yards. His 1,206 yards are the seventh-most in a single season in team history and stood as the 11th-most in the league in 2015. Sims' 561 receiving yards were the fourth-most by a running back in the NFL in 2015, while his four receiving touchdowns set a franchise record and tied for the second-most in the league by a running back.

DIRK KOETTER

Koetter joined the Buccaneers after three seasons working as the offensive coordinator for the Atlanta Falcons (2012-14). During his three seasons with Atlanta, the team cumulatively ranked second in the NFL in completion percentage (67.4), third in third-down conversion percentage (44.1), fourth in passing yards (277.2 per game), ninth in passing touchdowns (86), ninth in passer rating (93.9), 10th in points (24.0 per game) and 10th in total yardage (363.5 per game), while posting the second-fewest penalties (243) and penalty yards (2,043), seventh-fewest turnovers (69) and the ninth-lowest interception percentage (2.4) in the league. Koetter was part of the Falcons staff that went 13-3 in 2012 and played in the NFC Championship Game.

Under Koetter, Falcons quarterback Matt Ryan posted three of the four highest passing yardage seasons in franchise history to that point, as well as three of the five highest completion percentage seasons. In 2012, Ryan set then-franchise records and personal bests in passing yards (4,719), completion percentage (68.6) and passing touchdowns (32), while recording the second-highest passer rating mark in Falcons history (99.1). Atlanta wide receivers also flourished under Koetter, with Julio Jones setting a then-franchise record and ranking third in the NFL in receiving yards in 2014 with 1,593 yards. In those three seasons, the Falcons had a different player lead the team in receiving yards each season (Roddy White, 2012; Harry Douglas, 2013; Jones, 2014).

While Koetter was in charge of the Falcons' offense, he coached three players to Pro Bowl appearances (Julio Jones, 2012, 2014; Tony Gonzalez, 2012-13; Matt Ryan, 2012), with Gonzalez earning first-team All-Pro honors in 2012. In his first season with Koetter in 2012, Gonzalez set a franchise record for receiving yards by a tight end, recording 93 catches for 930 yards – the most he had recorded in either category since 2008. That same season, Jones and White combined for 2,549 receiving yards, the most by a duo in the NFL.

Prior to joining the Falcons, Koetter spent five seasons as the offensive coordinator of the Jacksonville Jaguars (2007-11). In his five years with the Jaguars, the team cumulatively ranked third in the NFL in rushing yards (132.0 per game) and sixth in rushing average (4.41). Koetter's Jacksonville offenses also showed a penchant for taking care of the football, tallying the seventh-fewest turnovers in the league during that time.

Koetter had immediate success in Jacksonville, with his 2007 team setting franchise records in points (25.7 per game, sixth in the NFL) and total offense (357 yards per game, seventh in the NFL). In his first season as the starter, quarterback David Garrard ranked third in the NFL and set a franchise record in passer rating (102.2), throwing a league-low three interceptions, while leading the team to a Wild Card playoff berth and a win over the Pittsburgh Steelers. In 2008, Garrard threw for a career-best 3,620 yards and in 2010 he tossed 23 touchdowns, a career high and a franchise record.

While with the Jaguars, Koetter coached four different players to six Pro Bowl selections, including running back Maurice Jones-Drew, who earned three trips to the Pro Bowl and led the NFL in rushing in 2010 en route to earning an All-Pro selection. Koetter also helped tight end Mercedes Lewis earn a Pro Bowl berth following the 2010 season, when Lewis caught 10 touchdown passes, then tied for the most in a season in Jaguars history.

Before joining the Jaguars, Koetter spent 22 years at the collegiate level, the final six as the head coach at Arizona State (2001-06). In his six seasons with the Sun Devils, Koetter led the team to four bowl games, posting a 40-34 record. Working as both the head coach and offensive coordinator, he helped Arizona State average nearly 30 points per game over six seasons, while ranking in the top 20 in the nation in passing offense in five of his six years. In addition, five of the six Sun Devil teams during Koetter's tenure produced a 1,000-yard receiver and quarterbacks that threw for 20 or more touchdowns in five of six seasons.

Koetter's first head coaching opportunity came at Boise State, where he spent three seasons (1998-2000), finishing with a 26-10 record and two consecutive bowl wins. He was a two-time Big West Coach of the Year and two-time conference champion.

A native of Pocatello, Idaho, Koetter played collegiately at Idaho State (1978-81), helping his team to a Division I-AA national championship as a senior. He graduated with a bachelor's degree in physical education and earned a master's in athletic administration a year later. After getting his master's, he became the head coach at Highland (Idaho) High School, where he worked from 1983-84, going 19-4 and winning the 1984 state championship.

In 1985, Koetter worked as the offensive coordinator at San Francisco State and from 1986-88 was the offensive coordinator and quarterbacks coach at the University of Texas El-Paso. He then served as offensive coordinator/quarterbacks coach at Missouri from 1989-93 and offensive coordinator at Boston College (1994-95) and Oregon (1996-97).

Koetter, 58, and his wife, Kim, have two daughters, Kaylee and Kendra, and two sons, Derek and Davis.

DIRK KOETTER COACHING CAPSULE

Coaching Years in NFL: 11th year (2nd as Head Coach)

Buccaneers Head Coach: 2nd year

Regular Season Record: 13-16 (.448)

Postseason Record: 0-0 (N/A)

ASSISTANT COACHES

OFFENSE



Offensive Coordinator/Wide Receivers Coach **Todd Monken**

- **Experience:** 6th Year NFL, 2nd Year Buccaneers
- **Notes:** Tampa Bay averaged 346.4 yards per game in 2016, the third-highest mark in team history, while scoring 22.1 points per game, the fourth-most in team history.
- **Gameday Location:** Field



Quarterbacks Coach **Mike Bajakian**

- **Experience:** 6th Year NFL, 3rd Year Buccaneers
- **Notes:** QB Jameis Winston set single-season franchise records in passing yards (4,090) and passing touchdowns (28) in 2016.
- **Gameday Location:** Field



Assistant Offensive Line **Butch Barry**

- **Experience:** 3rd Year NFL, 3rd Year Buccaneers
- **Notes:** Helped coach a unit that saw second-year players guard Ali Marpet and tackle Donovan Smith each play every single snap for the Buccaneers in 2016.
- **Gameday Location:** Coaching Booth



Offensive Assistant **Skyler Fulton**

- **Experience:** 1st Year NFL, 1st Year Buccaneers
- **Notes:** Fulton, who worked with the Buccaneers in the 2016 preseason and during the final weeks of the regular season, is in his first full season as a coach with the team.
- **Gameday Location:** Field



Offensive Quality Control **Zack Grossi**

- **Experience:** 4th Year NFL, 4th Year Buccaneers
- **Notes:** After spending time with the personnel department (2014-15) and as assistant to the head coach (2016), Grossi is in his first season as offensive quality control.
- **Gameday Location:** Coaching Booth



Running Backs Coach **Tim Spencer**

- **Experience:** 13th Year NFL, 4th Year Buccaneers
- **Notes:** Helped coach Jacquizz Rodgers to a career-high and team-leading 560 rushing yards, including his first two career 100-yard games, in 2016.
- **Gameday Location:** Field



Tight Ends Coach **Ben Steele**

- **Experience:** 5th Year NFL, 4th Year Buccaneers
- **Notes:** In his first season as the tight ends coach in 2017, after spending the previous three seasons as offensive quality control with the Buccaneers.
- **Gameday Location:** Field

OFFENSE (CONT.)



Run Game Coordinator/Offensive Line Coach **George Warhop**

- **Experience:** 22nd Year NFL, 4th Year Buccaneers
- **Notes:** Helped coach an offense that converted a franchise-record 43.9 percent of third-down attempts, the sixth-highest mark in the NFL in 2016.
- **Gameday Location:** Field



Asst. Wide Receivers Coach/Game Management **Andrew Weidinger**


- **Experience:** 10th Year NFL, 2nd Year Buccaneers
- **Notes:** WR Mike Evans had career highs in receptions (96), receiving yards (1,321) and receiving touchdowns (12), earning his first career Pro Bowl selection in 2016.
- **Gameday Location:** Coaching Booth

DEFENSE



Defensive Coordinator **Mike Smith**

- **Experience:** 18th Year NFL, 2nd Year Buccaneers
- **Notes:** Forced 29 takeaways last season, the third-highest mark in the NFL, including 17 interceptions, the fourth-most in the league in 2016.
- **Gameday Location:** Coaching Booth



Defensive Quality Control **Dave Borgonzi**

- **Experience:** 7th Year NFL, 4th Year Buccaneers
- **Notes:** Assisted a Buccaneers' defense that held opponents to a league-low 34.4 percent third-down conversion rate, the best mark by a Buccaneers defense since 2003.
- **Gameday Location:** Coaching Booth



Defensive Assistant **Danny Breyer**

- **Experience:** 3rd Year NFL, 2nd Year Buccaneers
- **Notes:** Breyer spent the 2016 season as a football analytics assistant. He is in his first season as a defensive assistant in 2017.
- **Gameday Location:** Field



Linebackers Coach **Mark Duffner**

- **Experience:** 21st Year NFL, 2nd Year Buccaneers
- **Notes:** LB Lavonte David was voted as a Pro Bowl alternate, while tying for the NFL lead in tackles for loss, with 17 in 2016.
- **Gameday Location:** Field



Defensive Line Coach **Jay Hayes**

- **Experience:** 19th Year NFL, 2nd Year Buccaneers
- **Notes:** DT Gerald McCoy earned his fifth consecutive Pro Bowl selection after recording a team-leading 7.0 sack, the fourth-most in the NFL among defensive tackles in 2016.
- **Gameday Location:** Field

ASSISTANT COACHES (CONT.)

DEFENSE (CONT.)



Secondary Coach **Jon Hoke**

- **Experience:** 15th Year NFL, 2nd Year Buccaneers
- **Notes:** Tampa Bay's secondary was responsible for 14 of the team's 17 interceptions, with CB Brent Grimes and S Keith Tandy tying for the team lead in interceptions with four in 2016.
- **Gameday Location:** Field



Defensive Backs Coach **Brett Maxie**

- **Experience:** 17th Year NFL, 2nd Year Buccaneers
- **Notes:** CB Brent Grimes was named a Pro Bowl alternate in 2016, after leading the NFL in passes defended, with 24.
- **Gameday Location:** Coaching Booth



Assistant Defensive Line Coach **Paul Spicer**

- **Experience:** 5th Year NFL, 3rd Year Buccaneers
- **Notes:** Assisted in the development of rookie DE Noah Spence, who notched 5.5 sacks and three forced fumbles in his debut campaign in 2016.
- **Gameday Location:** Coaches Booth

SPECIAL TEAMS



Special Teams Coordinator **Nate Kaczor**

- **Experience:** 9th Year NFL, 1st Year Buccaneers
- **Notes:** P Bryan Anger set Buccaneers records for both punts inside the 20 (37) and net punting average (42.7) in 2016.
- **Gameday Location:** Field



Assistant Special Teams Coach **Carlos Polk**

- **Experience:** 8th Year NFL, 4th Year Buccaneers
- **Notes:** During Polk's first three seasons as assistant special teams coach (2014-16), Tampa Bay has allowed only 5.5 yards per punt return, the lowest mark in the league during that time.
- **Gameday Location:** Field

ACTIVE ROSTER BREAKDOWN

Oldest Buccaneer: QB Ryan Fitzpatrick, 34, born 11/24/1982
Youngest Buccaneer: WR Chris Godwin, 21, born 2/27/1996
Tallest Buccaneer: Four tied: 6-6
Shortest Buccaneers: RB Jacquizz Rodgers, 5-6
Heaviest Buccaneer: DT Sealver Siliga, 345
Lightest Buccaneer: WR DeSean Jackson, 175
Most Seasons as a Buccaneer: DT Gerald McCoy, 8, joined in 2010
Most NFL Seasons: 13: QB Ryan Fitzpatrick

Former First-Round Picks: 7, R. Ayers (18th), M. Evans (7th), V. Hargreaves III (11th), O.J. Howard (19th), D. Martin (31st), G. McCoy (3rd), J. Winston (1st)

Former Pro Bowlers: 8: M. Evans, B. Grimes, L. David, D. Jackson, D. Martin, G. McCoy, T.J. Ward, J. Winston

Buccaneers with SB Exp.: 7:
 R. Ayers (XLIX w/DEN); R. McClain (50 w/CAR);
 C. McDonald (XLVIII w/SEA); S. Siliga (XLIX w/NE);
 E. Smith (XLV w/GB); J.R. Sweezy (XLVIII & XLIX w/SEA)
 T.J. Ward (50 w/DEN)

College With Most Buccaneers: Florida State, 4:
 CB Javien Elliott, LS Garrison Sanborn,
 WR Bobo Wilson, QB Jameis Winston

Conference With Most Buccaneers: SEC, 8:
 Alabama (O.J. Howard), Auburn (Peyton Barber),
 Florida (Vernon Hargreaves), LSU (Kwon Alexander, Kendell Beckwith)
 Tennessee (Robert Ayers), Texas A&M (Justin Evans, Mike Evans)

Buccaneers not from Division I: 4
 TE Antony Auclair (Laval); CB Brent Grimes (Shippensburg);
 WR Freddie Martino (North Greenville); T Leonard Wester (Missouri Western)

State that produced most Buccaneers: California, 9:
 P Bryan Anger (Camarillo), LB Devante Bond (Sacramento),
 S Chris Conte (Los Angeles), QB Ryan Griffin (Westlake Village),
 C Joe Hawley (Bakersfield), WR DeSean Jackson (Long Beach),
 RB Doug Martin (Oakland), OL Evan Smith (Salinas)
 S T.J. Ward (Antioch)

TEAM CAPTAINS

Offense

Mike Evans (1st year)
 Jameis Winston (2nd year)


Defense

Kwon Alexander (1st year)
 Lavonte David (4th year)
 Gerald McCoy (6th year)

Special Teams

Josh Robinson (1st year)

DAN QUINN



Dan Quinn was named the 16th head coach in Falcons history in February of 2015. In two-plus years, he has compiled a 25-17 regular season record and a 2-1 postseason mark, while leading the club to an NFC title and its second Super Bowl appearance. Under Quinn's guidance, Atlanta built on an 8-8 season in 2015 to finish at 11-5 last season. In his first playoff appearance as a head coach, Quinn dispatched his former team, the Seattle

Seahawks, in the divisional round before closing the Georgia Dome with a 44-21 defeat of the Green Bay Packers in the NFC Championship game. Despite falling to the New England Patriots, 34-28, in the NFL's first Super Bowl decided by overtime, Quinn has built a brotherhood that is poised to challenge the NFC's top echelon teams for years to come.

Quinn took over the Falcons after serving as the Seattle Seahawks defensive coordinator for the last two seasons (2013-14). During that span, Quinn oversaw the NFL's top defensive unit, as Seattle led the league in yards per game (270.4), points per game (15.2) and passing yards per game (178.8). In his two seasons as the Seahawks defensive coordinator, Quinn's defense helped the team earn consecutive NFC Championships and a win over the Denver Broncos in Super Bowl XLVIII.

Quinn originally joined the Seahawks as the assistant head coach/defensive line coach in 2009, after spending the previous six years coaching the defensive line for the San Francisco 49ers (2003-04), Miami Dolphins (2005-06) and New York Jets (2007-08).

Quinn left Seattle in 2011 to becoming the defensive coordinator at the University of Florida (2011-12), where his defenses ranked in the Top 10, including ranking eight nationally in total defense (299.5 yards per game), seventh in passing defense (166.8 pass yards per game) and second in third-down defense (27.1 percent) in his first season.

Quinn began his NFL coaching career in San Francisco as a defensive assistant in 2001, before moving on to coach the defensive line from 2003-04. Following his time in San Francisco, he spent two seasons coaching Miami's defensive line, which ranked second in the NFL with 49 sacks. After Miami, his defensive line with the New York Jets ranked fifth yards per carry allowed (3.7) and seventh in sacks (41).

Quinn got his start coaching the defensive line at William and Mary in 1994, followed by a season at Virginia Military Institute. He held the same position with Hofstra for four years before being promoted to defensive coordinator in 2000.

A Morristown, New Jersey native, Quinn was a four-year letter winner and two-time co-captain at Division III Salisbury (Md.) State as a defensive lineman.

DAN QUINN COACHING CAPSULE

Coaching Years in NFL: 15th year (3rd as Head Coach)

Falcons Head Coach: 3rd year

Regular Season Record: 26-17 (.600)

Postseason Record: 2-1 (.667)

ATLANTA ASSISTANT COACHES

Asst. Head Coach/WRs/Passing Game Coordinator	Raheem Morris
Offensive Coordinator	Steve Sarkisian
Defensive Coordinator	Marquand Manuel
Defensive Passing Game Coordinator	Jerome Henderson
Linebackers.....	Jeff Ulbrich
Defensive Backs.....	Doug Mallory
Defensive Line.....	Bryant Young
Offensive Line.....	Chris Morgan
Asst. Offensive Line.....	Kyle Flood
Tight Ends	Wade Harman
Running Backs	Keith Carter
Quarterbacks	Bush Hamdan
Special Teams Coordinator	Keith Armstrong
Asst. Special Teams	Eric Sutulovich
Offensive Assistant.....	Dave Brock
Offensive Assistant.....	Justin Outten
Offensive Assistant.....	Charlie Weis, Jr.
Defensive Assistant.....	Charlie Jackson
Defensive Assistant.....	Jess Simpson

KOETTER/QUINN MATCH-UP

- Head Coach Dirk Koetter is 1-2 against the Atlanta Falcons and Head Coach **Dan Quinn**.

- Quinn is 2-3 all-time against the Tampa Bay Buccaneers.

JASON LIGHT

Jason Licht was named the fifth general manager of the Tampa Bay Buccaneers on January 21, 2014. Now in his 22nd NFL season, including one as a coach, Licht has had a proven track record of success. Since joining the Miami Dolphins front office in 1995, teams that Licht has been a part of have won over 53 percent of their games, including eight seasons with double-digit victories, while making nine playoff appearances and winning eight division titles, four conference championships and one Super Bowl title. Below is a breakdown of Licht's Year-by-Year record as a personnel member/coach.

JASON LIGHT - YEAR-BY-YEAR RECORD AS PERSONNEL MEMBER/COACH

Year	Team	W	Pct.	Playoffs	Pct.	Result
1995	Miami	9-7	.563	0-1	0.00	3rd in AFC East, Reached Wild Card Playoffs
1996*	Miami	8-8	.500	0-0	-	4th in AFC East
1998	Carolina	4-12	.250	0-0	-	4th in NFC West
1999	New England	8-8	.500	0-0	-	5th in AFC East
2000	New England	5-11	.313	0-0	-	5th in AFC East
2001	New England	11-5	.688	3-0	1.000	1st in AFC East, Won SB XXXVI
2002	New England	9-7	.563	0-0	-	2nd in AFC East
2003	Philadelphia	12-4	.750	1-1	.500	1st in NFC East, Reached Conference Championship
2004	Philadelphia	13-3	.813	2-1	.666	1st in NFC East, Reached Super Bowl XXIX
2005	Philadelphia	6-10	.375	0-0	-	4th in NFC East
2006	Philadelphia	10-6	.625	1-1	.500	1st in NFC East, Reached Divisional Playoffs
2007	Philadelphia	8-8	.500	0-0	-	4th NFC East
2008	Arizona	9-7	.563	3-1	.750	1st in NFC West, Reached Super Bowl XLIII
2009	New England	10-6	.625	0-1	.000	2nd in AFC East, Reached Wild Card Playoffs
2010	New England	14-2	.875	0-1	.000	1st in AFC East, Reached Divisional Playoffs
2011	New England	13-3	.813	2-1	.666	1st in AFC East, Reached Super Bowl XLVI
2012	Arizona	5-11	.313	0-0	-	4th in NFC West
2013	Arizona	10-6	.625	0-0	-	3rd in NFC West
2014	Tampa Bay	2-14	.125	0-0	-	4th NFC South
2015	Tampa Bay	6-10	.400	0-0	-	4th NFC South
2016	Tampa Bay	9-7	.533	0-0	-	2nd NFC South
2017	Tampa Bay	4-9	.308	0-0	-	
TOTALS		185-164	.530	12-8	.600	9 playoff appearances, 7 Division Championships 4 Conference Championships, 1 Super Bowl Championship

*Licht worked as an offensive assistant/quality control coach for Miami this season.

NOTABLE PLAYERS DRAFTED WITH LIGHT

Below is a list of players who have earned postseason honors after being drafted by a team that Licht worked for:

Name, Pos.	Drafted	Team	Notes
Damien Woody, OL	1999 (1st Rd., 17th overall)	New England Patriots	2002 Pro Bowl, 2x SB Champion (XXXVI, XXXVIII)
Kevin Faulk, RB	1999 (2nd Rd., 46th overall)	New England Patriots	Patriots All-2000s Team, 50th Anniversary Team
Tom Brady, QB	2000 (6th Rd., 199th overall)	New England Patriots	2x NFL MVP, 3x Super Bowl MVP
Richard Seymour, DE	2001 (1st Rd., sixth overall)	New England Patriots	NFL 2000s All-Decade Team, 7x Pro Bowl, 5x All-Pro
Matt Light, T	2001 (2nd Rd., 48th overall)	New England Patriots	3x Pro Bowl, All-Pro (2001)
Shawn Andrews, G	2004 (1st Rd., 16th overall)	Philadelphia Eagles	Eagles 75th Anniversary Team, 3x Pro Bowl, 2x All-Pro
Trent Cole, DE	2005 (5th Rd., 146th overall)	Philadelphia Eagles	2x Pro Bowl, All-Pro (2009), 2x Top 100 Player Choice
DeSean Jackson, WR	2008 (2nd Rd., 49th overall)	Philadelphia Eagles	3x Pro Bowl, PFWA All-NFC & 2nd-Team All-Pro (2009)
Julian Edelman, WR	2009 (7th Rd., 232nd overall)	New England Patriots	SB Champion (XLIX), #91 on Top 100 Players (2015)
Devin McCourty, DB	2010 (1st Rd., 27th overall)	New England Patriots	SB Champion (XLIX), 2x All-Pro, Pro Bowl (2010)
Rob Gronkowski, TE	2010 (2nd Rd., 42nd overall)	New England Patriots	SB Champion (XLIX), 4x Pro Bowl, 4x All-Pro
Nate Solder, T	2011 (1st Rd., 17th overall)	New England Patriots	SB Champion (XLIX), 2011 All-Rookie Selection
Chandler Jones, DE	2012 (1st Rd., 21st overall)	New England Patriots	SB Champion (XLIX), Pro Bowl (2015)
Tyrann Mathieu, DB	2013 (3rd Rd., 69th overall)	Arizona Cardinals	All-Pro & Pro Bowl (2015), PFWA All-Rookie Selection
Mike Evans, WR	2014 (1st Rd., seventh overall)	Tampa Bay Buccaneers	All-Pro & Pro Bowl (2017), PFWA All-Rookie Selection,
Jameis Winston, QB	2015 (1st Rd., first overall)	Tampa Bay Buccaneers	Pro Bowl (2016), PFWA All-Rookie Selection
Donovan Smith, T	2015 (2nd Rd., 34th overall)	Tampa Bay Buccaneers	PFWA All-Rookie Selection
Ali Marpet, G	2015 (2nd Rd., 61st overall)	Tampa Bay Buccaneers	PFWA All-Rookie Selection
Kwon Alexander, LB	2015 (4th Rd., 124th overall)	Tampa Bay Buccaneers	PFWA All-Rookie Selection
Vernon Hargreaves III, CB	2016 (1st Rd., 11th overall)	Tampa Bay Buccaneers	PFWA All-Rookie Selection

NEW FREE AGENTS ON THE 2017 TAMPA BAY BUCCANEERS


2017 NOTABLE FREE AGENTS



DT **Chris Baker** comes to Tampa Bay after spending the past five seasons with the Washington Redskins (2012-16). Prior to his time with Washington, Baker saw time with the Denver Broncos and Miami Dolphins. In his career, Baker has played in 78 regular season games, with 42 starts, totaling 181 tackles (26 for loss), 11.5 sacks, five passes defended, five forced fumbles and two fumble recoveries.

In 2015, Baker earned the Sam Huff Defensive Player of the Year award from the Washington Redskins Alumni Association after posting career highs in sacks (6.0), quarterback hits (17), tackles for loss (10), forced fumbles (three) and fumble recoveries (two).

Per Stats, Inc., Baker has 64.5 combined quarterback knockdowns and hurries over the past two seasons. Dating back to 2015, Baker is one of six NFL players to post 100+ tackles, 9+ sacks, and 5+ forced fumbles, joining Khalil Mack, Von Miller, Carlos Dunlap, Melvin Ingram and Brandon Graham.



WR **DeSean Jackson** comes to Tampa Bay after spending the past three seasons with the Washington Redskins (2014-16). Prior to his time with Washington, Jackson spent six seasons with the Philadelphia Eagles (2008-13). In his nine-year career, Jackson has started 123-of-126 regular season games played, catching 498 passes for 8,819 yards and 46 touchdowns.

A three-time Pro Bowl selection (2009, 2010, 2013) and a 2009 second-team Associated Press All-Pro selection (kick returner), Jackson's 8,819 receiving yards are the fifth-most since he entered the league in 2008 (Calvin Johnson, Brandon Marshall, Larry Fitzgerald, Andre Johnson). Among players with 100 career games played, Jackson ranks 15th in league annals with a 70.0 receiving yards per game average. A veteran of postseason play, Jackson has also started all seven playoff contests he has played, catching 21 passes for 338 yards and two touchdowns.

Known for his big-play ability, Jackson is one of five players since the 1970 merger to account for 26 career touchdowns of 50+ yards, joining Jerry Rice (36), Randy Moss (29), Terrell Owens (26) and Steve Smith (26). Only Rice (23) has more than Jackson's 22 touchdowns of 60+ yards.

Since 2008, Jackson's 112 receptions of 25+ yards, 37 receptions of 50+ yards and 17.7 yards per reception average (min. 60 career catches) all lead the NFL. The 37 catches of 50+ yards are 14 more than any other player during that span, while his five 1,000-yard receiving seasons and 32 100-yard receiving games are each tied for the fifth-most. Additionally, his per catch averages in 2010 (22.5) and 2014 (20.9) rank second and fourth, respectively, among all single seasons over that nine-year period.

Showcasing his versatility, Jackson has also rushed 61 times for 380 yards (6.2 avg.) and three touchdowns and returned 134 punts for 1,289 yards and four touchdowns. In 2010, Jackson became the first player selected to the Pro Bowl at two different positions in the same year when he was chosen as a wide receiver and a return specialist.



S **T.J. Ward** spent the past three seasons (2014-16) with the Denver Broncos, earning Pro Bowl selections following the 2014 & 2015 seasons. He was also a member of the Broncos' Super Bowl 50 championship team. During his three seasons in Denver, Ward was a lynchpin of one of the most successful defenses in football, with the Broncos ranking first in passing yards allowed per game (203.6), second in yards allowed per game (301.5) and fifth in points allowed per game (19.7).

Ward originally entered the NFL as a second-round pick (38th overall) of the Cleveland Browns in 2010. He spent his first four seasons with Cleveland (2010-13), earning a Pro Bowl selection following the 2013 season, before joining Denver as an unrestricted free agent in 2014. In his career, he has started all 95 regular season games he has played in, totaling 545 tackles (28 for loss), 41 passes defended, 10 forced fumbles, 8.5 sacks, eight interceptions (returned 211 yards, one touchdown) and three fumble recoveries. Ward has also started all four postseason contests he has played in, registering 19 tackles, three passes defended, one fumble recovery and one interception. His postseason interception and fumble recovery each came in Super Bowl 50, helping secure a Broncos victory.

2017 TAMPA BAY BUCCANEERS DRAFT CLASS

2017 DRAFT PICKS



TE **O.J. Howard** was chosen 19th overall out of the University of Alabama, where he started 37-of-57 career games played, including 28 of the final 30 in his collegiate career. He recorded 114 receptions for 1,726 yards and seven touchdowns as a member of the Crimson Tide. In two College Football Playoff National Championship Games against Clemson, Howard totaled nine receptions for 314 yards and three touchdowns, winning the MVP award for his efforts in the 2015 contest. As a senior in 2016, Howard was named first-team All-American by Pro Football Focus and was a third-team selection by the Associated Press, while earning second-team All-SEC honors from both the coaches and the AP. He was a finalist for the John Mackey Award, given annually to the nation's best tight end. A native of Prattville, Alabama, he attended Autauga Academy.



S **Justin Evans** was chosen 50th overall out of the Texas A&M, where he played in 25 games over two seasons (2015-16), totaling 165 tackles, 14 passes defended and five interceptions, while returning 17 kickoffs for 474 yards. In 2016, he led the Aggies with four interceptions, while adding 87 tackles and 10 passes defended, earning second-team All-SEC honors.

Prior to his time at Texas A&M, Evans spent two seasons at Mississippi Gulf Coast Community College, where he tallied 86 tackles, 13 passes defended and six interceptions, with two returned for touchdowns. Evans earned first-team all-conference honors during his final season at Mississippi Gulf Coast.



WR **Chris Godwin** was selected 84th overall out of Penn State, where he was one of the most prolific receivers in school history, finishing seventh in receptions (153), fourth in receiving yards (2,404) and tied for fourth in receiving touchdowns (18). As a true junior in 2016, Godwin started all 14 games for the Nittany Lions, catching 11 touchdown passes, the second-most in a single season in school history, helping him earn third-team All-Big Ten honors from the conference's media and honorable mention All-Big Ten from the conference's coaches.

As a true sophomore (2015), Godwin had a career-high 1,101 receiving yards, the second-most in a single season in Penn State history. He earned second-team All-Big Ten honors from the conference's media and the Associated Press, while earning third-team All-Big Ten honors from the conference's coaches.



LB **Kendell Beckwith** was the second of Tampa Bay's two third-round picks, chosen 107th overall out of Louisiana State. He played in 47 career games, with 29 starts, totaling 263 tackles, 24.5 tackles for loss, eight passes defended, 7.5 sacks, three forced fumbles, one fumble recovery and one interception. As a senior (2016), Beckwith earned third-team All-America honors from the Associated Press and was named first-team All-SEC by the conference's coaches after leading the Tigers and ranking second in the SEC with 9.1 tackles per game.



DT **Stevie Tu'ikolovatu (IR)** was selected 223rd overall out of USC, where he played the 2016 season after transferring from Utah. In his collegiate career, the Salt Lake City, Utah, native played in 38 games, with 14 starts, totaling 89 tackles (nine for loss), four fumble recoveries, three passes defended and two tackles for loss. In his lone season with the Trojans, Tu'ikolovatu was named second-team All-Pac-12 and earned Rose Bowl defensive player of the game honors after leading the team with eight tackles in a win over Penn State.

2017 NFL DRAFT SELECTIONS (6)

RD.	NO.	PLAYER	POS.	HT.	WT.	COLLEGE
1	19	O.J. Howard	TE	6-6	251	Alabama
2	50	Justin Evans	S	6-0	199	Texas A&M
3	84	Chris Godwin	WR	6-1	209	Penn State
3	107	Kendell Beckwith	LB	6-2	243	LSU
5	162	Jeremy McNichols	RB	5-9	214	Boise State
7	223	Stevie Tu'ikolovatu	DT	6-1	320	USC

HONOR ROLL

Below is a look at awards and honors Buccaneers players received during the 2017 season:

LB KWON ALEXANDER

- **2017 Pro Bowl Alternate** - Led the NFL with 108 solo tackles and tied for third in the league with 145 total tackles. Added 12 tackles for loss, 3.0 sacks, one interception (returned for a touchdown), one forced fumble, one fumble recovery and seven passes defended. He was the only player in the NFL to register at least 130 tackles, 3.0 sacks, five passes defended and one interception.

P BRYAN ANGER

- **2017 Pro Bowl Alternate** - Ranked fourth in the NFL with a 42.7 net punting average and tied for third with 37 punts inside the 20, both of which set Buccaneers franchise records.

DE ROBERT AYERS

- **Pro Football Focus Team of the Week (Week 10 vs. NYJ, 2017)** - Had three quarterback hits and, per PFF, an additional two hurries. Also, per PFF, registered three stops in the run game.

TE CAM BRATE

- **Pro Football Focus Team of the Week (Week 6 at ARI, 2017)** - Caught six passes for 76 yards and a touchdown, with five of his six receptions going for a first down.

LB LAVONTE DAVID

- **2016 Second-Team All-Pro Selection**
- **2017 Pro Bowl Alternate** - Tied for the league lead with 17 tackles for loss, the most among linebackers. Added 87 tackles, 5.0 sacks, one interception (returned for a touchdown), four passes defended, four forced fumbles and two fumble recoveries. His four forced fumbles tied for seventh in the NFL.
- **Pro Football Focus Team of the Week (Week 2 vs. CHI, 2017)** - Led the game with nine tackles, including one tackle for loss, and recovered a fumble that helped set up a Buccaneers touchdown. PFF credits him with a team-high five “defensive stops” in the game.

T DEMAR DOTSON

- **Pro Football Focus Team of the Week (Week 2 vs. CHI, 2017)** - Part of an offensive line that blocked for 117 rushing yards and, per PFF, did not allow any pass pressures in 35 pass attempts.

WR MIKE EVANS

- **Pro Football Focus Team of the Week (Week 7 at BUF, 2017)** - Caught seven passes for 88 yards and a touchdown, earning a first down on all seven catches, with three coming on third down.
- **2016 Second-Team All-Pro Selection**
- **2017 Pro Bowl Selection** - Tied for second in the NFL in touchdown receptions (12), while recording the fourth-most receiving yards (1,321) and the sixth-most receptions (96). His 12 touchdowns receptions tied for the most in a single season in team history while his 96 receptions ranked second and his 1,321 receiving yards are the third-most in a single season in franchise history.

CB BRENT GRIMES

- **2017 Pro Bowl Alternate** - Led the NFL with 24 passes defended, while adding 57 tackles, one forced fumble and tying for the team lead with four interceptions (one returned for a touchdown).

C ALI MARPET

- **Pro Football Focus Team of the Week (Week 6 at ARI, 2017)** - Part of an offensive line that helped block for 414 yards and only allowed one sack and hurry in 49 pass blocking attempts.

DT GERALD MCCOY

- **2016 Second-Team All-Pro Selection**
- **2017 Pro Bowl Selection** - Recorded 34 tackles (five for loss), 7.0 sacks, three fumble recoveries, two forced fumbles and five passes defended. His 7.0 sacks ranked fourth among all NFL defensive tackles. One of three defensive tackles with seven or more sacks and five or more passes defended (also Calais Campbell and Aaron Donald).
- **Pro Football Focus Team of the Week (Week 11 at MIA, 2017)** - Tallied one sack and three quarterback hits.
- **Pro Football Focus Team of the Week (Week 10 vs. NYJ, 2017)** - Notched two sacks, four total quarterback hits and two tackles for loss.
- **Pro Football Focus Team of the Week (Week 4 vs. NYG, 2017)** - Recorded three tackles for loss and one quarterback hit, while PFF credited him with “four total pressures” and “three defensive stops” in the run game.
- **Pro Football Focus 2017 First Quarter All-Pro Team (2017)** - Tied for the most quarterback hits and the second-most tackles for loss by a defensive tackle through the first quarter of the season. PFF ranked him eighth in the NFL in “pass-rush productivity” and credited him with “five stops in run defense,” despite having played only three games.

FAMOUS JAMEIS

QB **Jameis Winston** was taken first overall by the Tampa Bay Buccaneers and in his first two seasons managed to distinguish himself as one of the top passers in franchise history. In 2016, Winston set team records for both passing touchdowns and passing yards, while helping guide the team to a 9-7 record, only two years after inheriting a team that had gone 2-14.

In his first two seasons, Winston totaled 8,132 passing yards, the second-most ever by a player in their first two seasons, while throwing for 50 touchdowns, the fifth-most ever by a player in their first two seasons.

BUCCANEERS SINGLE SEASON PASSING YARD LEADERS

Rank	Player	Year	Passing Yards
1.	Jameis Winston	2016	4,090
2.	Josh Freeman	2012	4,065
3.	Jameis Winston	2015	4,042
4.	Brad Johnson	2003	3,811
5.	Josh Freeman	2011	3,592
6.	Doug Williams	1981	3,563
7.	Steve DeBerg	1984	3,554
8.	Josh Freeman	2010	3,451
9.	Brad Johnson	2001	3,406
10.	Doug Williams	1980	3,396

BUCCANEERS SINGLE SEASON PASSING TOUCHDOWN LEADERS

Rank	Player	Year	Passing TD
1.	Jameis Winston	2016	28
2.	Josh Freeman	2012	27
3.	Brad Johnson	2003	26
4.	Josh Freeman	2010	25
5.	Brad Johnson	2002	22
5.	Jameis Winston	2015	22
7.	Trent Dilfer	1997	21
7.	Trent Dilfer	1998	21
9.	Brian Griese	2004	20
9.	Vinny Testaverde	1989	20
9.	Doug Williams	1980	20

Winston's 28 touchdown passes in 2016 were tied for the seventh-most in the NFL.

2016 NFL PASSING TOUCHDOWN LEADERS

Rank	Player (Team)	Pass TD
1.	Aaron Rodgers (GB)	40
2.	Matt Ryan (ATL)	38
3.	Drew Brees (NO)	37
4.	Philip Rivers (SD)	33
5.	Andrew Luck (IND)	31
6.	Ben Roethlisberger (PIT)	29
7.	Jameis Winston (TB)	28
7.	Derek Carr (OAK)	28
7.	Tom Brady (NE)	28
10.	Eli Manning (NYG)	26
10.	Marcus Mariota (TEN)	26
10.	Carson Palmer (ARI)	26

MOST PASSING YARDS BY A PLAYER IN HIS FIRST TWO SEASONS

Rank	Player	Yards
1.	Andrew Luck (IND, 2012-13)	8,196
2.	Jameis Winston (TB, 2015-16)	8,132
3.	Cam Newton (CAR, 2011-12)	7,920
4.	Peyton Manning (IND, 1998-99)	7,874
5.	Blake Bortles (JAC, 2014-15)	7,336
6.	Dan Marino (MIA, 1983-84)	7,294
7.	Derek Carr (OAK, 2014-15)	7,257
8.	Ryan Tannehill (MIA, 2012-13)	7,207
9.	Andy Dalton (CIN, 2011-12)	7,067
10.	Drew Bledsoe (NE, 1993-94)	7,049

MOST TOUCHDOWN PASSES BY A PLAYER IN HIS FIRST TWO SEASONS

Rank	Player	No.
1.	Dan Marino (MIA, 1983-84)	68
2.	Derek Carr (OAK, 2014-15)	53
3.	Peyton Manning (IND, 1998-99)	52
3.	Russell Wilson (SEA, 2012-13)	52
5.	Jameis Winston (TB, 2015-16)	50
6.	Andy Dalton (CIN, 2011-12)	47
7.	Blake Bortles (JAC, 2014-15)	46
7.	Andrew Luck (IND, 2012-13)	46
9.	Marcus Mariota (TEN, 2015-16)	45
10.	Otto Graham (CLE, 1946-47)	42

Against the L.A. Rams in 2016 (9/25/16), Winston threw for a career-high 405 passing yards, the fifth-highest single-game mark in franchise history.

MOST SINGLE-GAME PASSING YARDS - (Team History)

Player	Opponent-Date	Pass Yds
1. Doug Williams	at MIN-11/16/80	486
2. Vinny Testaverde	at IND-10/16/88	469
3. Josh Freeman	vs. NO-10/21/12	420
4. Brian Griese	at CHI-9/21/08	407
5. Jameis Winston	vs. LAR-9/25/16	405

FAMOUS JAMEIS

WINSTON IN BUCCANEERS HISTORY

Despite being in only his third season, Winston is already one of the most accomplished passers in team history, ranking sixth in passing yards and tied for fifth in passing touchdowns in franchise history.

MOST PASSING YARDS (Team History)

Rank	Player	Yards
1.	Vinny Testaverde, 1987-92	14,820
2.	Josh Freeman, 2009-13	13,534
3.	Trent Dilfer, 1994-99	12,969
4.	Doug Williams, 1978-82	12,648
5.	Brad Johnson, 2001-04	10,940
6.	Jameis Winston, 2015-Present	10,607
7.	Steve DeBerg, 1984-87, 1992-93	9,439
8.	Craig Erickson, 1992-94	6,094
9.	Jeff Garcia, 2007-08	5,152
9.	Brian Griese, 2004-08	4,841

MOST PASSING TOUCHDOWNS (Team History)

Rank	Player	TDs
1.	Josh Freeman, 2009-13	80
2.	Vinny Testaverde, 1987-92	77
3.	Doug Williams, 1978-82	73
4.	Trent Dilfer, 1994-99	70
5.	Brad Johnson, 2001-04	64
5.	Jameis Winston, 2015-Present	64
7.	Steve DeBerg, 1984-87, 1992-93	61
8.	Craig Erickson, 1992-94	34
9.	Brian Griese, 2004-08	32
10.	Mike Glennon, 2013-Present	30

JAMEIS AS A ROOKIE VS. ROOKIE QBs

Winston's totals as a rookie year placed him among the all-time NFL rookie leaders in both passing yards and passing touchdowns

NFL ROOKIE PASSING YARD LEADERS - (Since 1970)

Rank	Player (Team)	Year	Passing Yards
1.	Andrew Luck (IND)	2012	4,374
2.	Cam Newton (CAR)	2011	4,051
3.	Jameis Winston (TB)	2015	4,042
4.	Carson Wentz (PHI)	2016	3,782
5.	Peyton Manning (IND)	1998	3,739
6.	Dak Prescott (DAL)	2016	3,667
7.	Sam Bradford (STL)	2010	3,512
8.	Matt Ryan (ATL)	2008	3,440
9.	Andy Dalton (CIN)	2011	3,398
10.	Brandon Weeden (CLE)	2012	3,385

NFL ROOKIE PASSING TOUCHDOWN LEADERS - (Since 1970)

Rank	Player (Team)	Year	Passing TD
1.	Peyton Manning (IND)	1998	26
1.	Russell Wilson (SEA)	2012	26
3.	Andrew Luck (IND)	2012	23
3.	Dak Prescott (DAL)	2016	23
5.	Jameis Winston (TB)	2015	22
6.	Cam Newton (CAR)	2011	21
6.	Derek Carr (OAK)	2014	21
8.	Andy Dalton (CIN)	2011	20
8.	Robert Griffin III (WAS)	2012	20
8.	Dan Marino (MIA)	1983	20

In 2015, Winston had a passer rating of 84.2, which stands as the 11th-highest mark by a rookie quarterback since the 1970 NFL/AFL Merger.

HIGHEST PASSER RATING BY A ROOKIE - (Since 1970, Min. 200 Att.)

Player	Att.	Cmp.	Yds	TD	INT	Rtg.
1. Dak Prescott (DAL)	459	311	3,667	23	4	104.9
2. Deshaun Watson (HOU)	204	126	1,699	19	8	103.0
3. Robert Griffin III (WAS)	393	258	3,200	20	5	102.4
4. Russell Wilson (SEA)	393	252	3,118	26	10	101.5
5. Ben Roethlisberger (PIT)	295	196	2,621	17	11	98.1
6. Dan Marino (MIA)	296	173	2,210	20	6	96.0
7. Marcus Mariota (TEN)	370	230	2,818	19	10	91.5
8. Matt Ryan (ATL)	434	265	3,440	16	11	87.7
9. Teddy Bridgewater (MIN)	402	259	2,919	14	12	85.2
10. Cam Newton (CAR)	517	310	4,051	21	17	84.5
11. Jameis Winston (TB)	535	312	4,042	22	15	84.2

RECORD SETTER

At Philadelphia (11/22/15), Winston threw five touchdown passes, tied for the most by a rookie since the 1970 NFL Merger (DET QB Matthew Stafford, 11/22/09 vs. CLE). His five touchdown passes also matched the franchise record.

MOST SINGLE-GAME PASSING TOUCHDOWNS (Team History)

Player	Opponent-Date	Pass TD
1. QB Steve DeBerg	vs. ATL-9/13/87	5
1. QB Josh Freeman	vs. SEA-12/26/10	5
1. QB Brad Johnson	vs. MIN-11/3/02	5
1. QB Jameis Winston	at PHI-11/22/15	5

FAMOUS JAMEIS

JAMEIS VS. BUCCANEERS ROOKIES

In 2015, Winston not only distinguished himself as one of the top rookie quarterbacks in league history, but as the best rookie quarterback in team history.

MOST TOUCHDOWN PASSES BY BUCCANEERS ROOKIES

Player	Year	Att.	Cmp.	Yds	TD	INT	Rtg.
1. Jameis Winston	2015	535	312	4,042	22	15	84.2
2. Mike Glennon	2013	416	247	2,608	19	9	83.9
3. Josh Freeman	2009	290	158	1,855	10	18	59.8
4. Bruce Gradkowski	2006	328	177	1,661	9	9	65.9
5. Shaun King	1999	146	89	875	7	4	82.4
5. Doug Williams	1978	194	73	1,170	7	8	53.4

At St. Louis, Winston threw for a then career-high 363 yards, the second-most by a rookie in team history and the most by a Buccaneers quarterback since 2012 (Josh Freeman, 372 yards vs. St. Louis, 12/23/12).

MOST SINGLE-GAME PASSING YARDS – (Rookies)

Player	Opponent-Date	Pass Yds
1. Vinny Testaverde	at NO-12/6/87	369
2. Jameis Winston	at STL-12/17/15	363
3. Jameis Winston	at CAR-1/3/16	325
4. Josh Freeman	at CAR-12/6/09	321
5. Doug Williams	vs. MIN-10/1/78	311

Part of Winston's 363 yards were 238 yards in the fourth quarter, the most in any quarter in franchise history and the most by an NFL quarterback in the fourth quarter since 2012 (Eli Manning, 243 passing yards vs. Tampa Bay, 9/16/12). His 238 passing yards were the most in any quarter since Aaron Rodgers in 2014 (242, second quarter vs. Chicago, 11/9)

JAMEIS GOING DEEP

One of Winston's strengths is a willingness to throw the ball down the field, which has helped open up the Buccaneers' passing attack. Since entering the league in 2015, Winston ranks third in the league in pass yards per completion

2015-17 NFL HIGHEST YARDS PER COMPLETION (Min. 300 Att.)

Player (Team)	Cmp.	Yds	Yds/Cmp.
1. Carson Palmer (ARI)	870	10,882	12.51
2. Cam Newton (CAR)	807	10,066	12.47
3. Jameis Winston (TB)	863	10,607	12.29
4. Matt Ryan (ATL)	1,055	12,813	12.15
5. Marcus Mariota (TEN)	730	8,826	12.09

DUAL THREAT

Winston also rushed for six touchdowns in 2015, the most ever by a Buccaneers quarterback in a single season and through two seasons is tied for the second-most career rushing touchdowns by a quarterback in team history.

MOST RUSHING TOUCHDOWNS BY A QB, SINGLE SEASON (Team History)

Rank	Player	Rush TD
1.	Jameis Winston, 2015	6
2.	Shaun King, 2000	5
2.	Steve Young, 1986	5
4.	Josh Freeman, 2011	4
4.	Doug Williams, 1980	4
4.	Doug Williams, 1981	4

MOST RUSHING TOUCHDOWNS BY A QB (Team History)

Rank	Player	Rush TD
1.	Doug Williams, 1978-82	13
2.	Jameis Winston, 2015-Pres.	7
2.	Steve Young, 1985-86	6
4.	Trent Dilfer, 1994-99	5
4.	Shaun King, 1999-2003	5
4.	Vinny Testaverde, 1987-92	5

2015 NFL MOST RUSHING TOUCHDOWNS BY A QB

Rank	Player (Team)	Rush TD
1.	Cam Newton (CAR)	10
2.	Jameis Winston (TB)	6
3.	Kirk Cousins (WAS)	5
4.	Tyrod Taylor (BUF)	4
4.	Tom Brady (NE)	3
4.	Teddy Bridgewater (MIN)	3
4.	Andy Dalton (CIN)	3
4.	Joe Flacco (BAL)	3

EXCELLENT EVANS

EVANS MAKING HISTORY

Through his first three seasons in the NFL, Buccaneers WR Mike Evans was of the most productive players in the league, ranking among the best starts to a career in NFL history.

EVANS VS. NFL

Since entering the league, Evans has been one of the best receivers in the league, recording the seventh-most receiving touchdowns and ranking seventh in receiving yards.

MOST RECEIVING TD BY A PLAYER IN HIS FIRST THREE SEASONS (Since 1970 Merger)

Rank	Player	Rec. TD
1.	Randy Moss (MIN, 1998-2000)	43
2.	Jerry Rice (SF, 1985-87)	40
3.	Rob Gronkowski (NE, 2010-12)	38
4.	John Jefferson (SD, 1978-80)	36
5.	Odell Beckham Jr. (NYG, 2014-16)	35
6.	Daryl Turner (SEA, 1984-86)	30
7.	A.J. Green (CIN, 2011-13)	29
8.	Sammy White (MIN, 1976-78)	28
9.	Mike Evans (TB, 2014-16)	27
9.	Dez Bryant (DAL, 2010-12)	27

NFL RECEIVING TOUCHDOWN LEADERS (2014-17)

Rank	Player (Team)	Rec. TD
1.	WR Antonio Brown (PIT)	44
2.	WR Odell Beckham Jr. (NYG)	38
3.	WR Dez Bryant (DAL)	33
3.	TE Rob Gronkowski (NE)	33
3.	WR Jordy Nelson (GB)	33
6.	WR DeAndre Hopkins (HOU)	32
7.	WR Mike Evans (TB)	31
8.	WR Doug Baldwin (SEA)	29
9.	WR A.J. Green (CIN)	28
10.	WR Michael Crabtree (OAK)	27
10.	TE Jimmy Graham (SEA)	27

MOST RECEIVING YARDS BY A PLAYER IN HIS FIRST THREE SEASONS (Since 1970 Merger)

Rank	Player	Yards
1.	Randy Moss (MIN, 1998-2000)	4,163
2.	Odell Beckham Jr. (NYG, 2014-16)	4,078
3.	A.J. Green (CIN, 2011-13)	3,833
4.	Torry Holt (STL, 1999-2001)	3,786
5.	Mike Evans (TB, 2014-16)	3,578
6.	Jerry Rice (SF, 1985-87)	3,575
7.	DeAndre Hopkins (HOU, 2013-15)	3,533
8.	John Jefferson (SD, 1978-80)	3,431
9.	Anquan Boldin (ARI, 2003-05)	3,402
10.	Issac Bruce (LA/STL, 1994-96)	3,391

NFL RECEIVING YARDS LEADERS (2014-17)

Rank	Player (Team)	Rec. Yards
1.	WR Antonio Brown (PIT)	6,325
2.	WR Julio Jones (ATL)	6,034
3.	WR DeAndre Hopkins (HOU)	4,918
4.	WR Demaryius Thomas (DEN)	4,777
5.	WR T.Y. Hilton (IND)	4,728
6.	WR Odell Beckham Jr. (NYG)	4,424
7.	WR Mike Evans (TB)	4,338
8.	WR A.J. Green (CIN)	4,252
9.	WR Golden Tate (DET)	4,073
10.	WR Emmanuel Sanders (DEN)	4,058

EXCELLENT EVANS

EVANS IN 2016

WR **Mike Evans** had his best season yet in 2016, earning a Pro Bowl trip and being named second-team Associated Press All-Pro after tying for the second-most receiving touchdowns in the NFL, recording the fourth-most receiving yards and sixth-most receptions in the league.

Evans had one of the best seasons in Buccaneers history, tying for the most receiving touchdowns in a season in team history while recording the second-most receptions and ranking third in receiving yards.

2016 NFL RECEIVING TOUCHDOWN LEADERS

Rank	Player (Team)	Rec. TD
1.	WR Jordy Nelson (GB)	14
2.	WR Mike Evans (TB)	12
2.	WR Antonio Brown (PIT)	12
2.	WR Davante Adams (GB)	12
5	WR Odell Beckham Jr. (NYG)	10

2016 NFL RECEIVING YARDS LEADERS

Rank	Player (Team)	Rec. Yards
1.	WR T.Y. Hilton (IND)	1,448
2.	WR Julio Jones (ATL)	1,409
3.	WR Odell Beckham Jr. (NYG)	1,367
4.	WR Mike Evans (TB)	1,321
5.	WR Antonio Brown (PIT)	1,284

2016 NFL RECEPTION LEADERS

Rank	Player (Team)	Rec.
1.	WR Larry Fitzgerald (ARI)	107
1.	WR Antonio Brown (PIT)	106
3.	WR Odell Beckham Jr. (NYG)	101
4.	WR Julian Edelman (NE)	98
5.	WR Jordy Nelson (GB)	97
6.	WR Mike Evans (TB)	96
7.	WR Doug Baldwin (SEA)	94
7.	WR Jarvis Landry (MIA)	94
9.	WR Michael Thomas (NO)	92
10.	WR T.Y. Hilton (IND)	91
10.	WR Demaryius Thomas (DEN)	91

MOST RECEIVING TOUCHDOWNS - SINGLE SEASON (Team History)

Rank	Player	TDs
1.	WR Mike Evans, 2014	12
1.	WR Mike Evans, 2016	12
3.	WR Mike Williams, 2010	11
4.	WR Joey Galloway 2005	10
5.	WR Mark Carrier, 1989	9
5.	WR Bruce Hill, 1988	9
5.	WR Kevin House, 1981	9
5.	WR Mike Williams, 2012	9

MOST RECEPTIONS - SINGLE SEASON (Team History)

Rank	Player	Rec.
1.	WR Keyshawn Johnson, 2001	106
2.	WR Mike Evans, 2016	96
3.	WR Mark Carrier, 1989	86
4.	RB James Wilder, 1984	85
5.	WR Keenan McCardell, 2003	84

MOST RECEIVING YARDS - SINGLE SEASON (Team History)

Rank	Player	Yards
1.	WR Mark Carrier, 1989	1,422
2.	WR Vincent Jackson, 2012	1,384
3.	WR Mike Evans, 2016	1,321
4.	WR Joey Galloway, 2005	1,287
5.	WR Keyshawn Johnson, 2001	1,266



EXCELLENT EVANS

EVANS IN BUCCANEERS HISTORY

Only in his fourth season, Evans has already proven himself as one of the best receivers in franchise history, tying for the second-most touchdown receptions in team history and recording the third-most receiving yards.

MOST RECEIVING TOUCHDOWNS (Team History)

Rank	Player	TDs
1.	TE Jimmie Giles, 1978-86	34
2.	WR Mike Evans, 2014-Present	31
2.	WR Kevin House, 1980-86	31
4.	WR Joey Galloway, 2004-08	28
5.	WR Mark Carrier, 1987-92	27

MOST RECEIVING YARDS (Team History)

Rank	Player	Yards
1.	WR Mark Carrier, 1987-92	5,018
2.	WR Kevin House, 1980-86	4,928
3.	WR Mike Evans, 2014-Present	4,338
4.	WR Vincent Jackson, 2012-2016	4,326
5.	TE Jimmie Giles, 1978-86	4,300
6.	WR Joey Galloway, 2004-08	3,912
7.	WR Keyshawn Johnson, 2000-03	3,828
8.	RB James Wilder, 1981-89	3,492
9.	WR Gerald Carter, 1981-87	3,443
10.	WR Mike Williams, 2010-13	2,947

STANDOUT GAME

Evans had 209 receiving yards at Washington in his rookie season, the ninth-most by a rookie in a single game since 1960 and the third-most by any player in Buccaneers history.

SINGLE-GAME ROOKIE RECEIVING YARD LEADERS SINCE 1960

Player	Date (Opp.)	Rec.	TD	Yards
1. Jerry Butler (BUF)	9/23/79 (vs. NYJ)	10	4	255
2. Jerry Rice (SF)^	12/9/85 (vs. RAM)	10	1	241
3. Justin Blackmon (JAC)	11/18/12 (at HOU)*	7	1	236
4. Eddie Kennison (STL)	12/15/96 (at ATL)	5	3	226
5. Anquan Boldin (ARI)	9/7/03 (at DET)	10	2	217
6. Mark Carrier (TB)	12/6/87 (at NO)	8	1	212
7. Jackie Smith (STL)^	10/13/63 (vs. PIT)	9	2	212
8. Sammy White (MIN)	11/7/76 (vs. DET)	7	2	210
9. Mike Evans (TB)	11/16/14 (at WAS)	7	2	209
10. Rod Gardner (WAS)	10/21/01 (vs. CAR)*	6	1	208

* Overtime game

^ Inducted into the Pro Football Hall of Fame

MOST RECEIVING YARDS IN A SINGLE GAME (Team History)

Player	Opponent-Date	Receiving Yards
1. Vincent Jackson	vs. NO-10/21/12	216
2. Mark Carrier*	at NO-12/6/87	212
3. Mike Evans*	at WAS-11/16/14	209
4. Antonio Bryant	at CAR-12/8/08	200
5. Kevin House	at OAK-10/18/81	178

EVANS VS. 2014 DRAFT CLASS

The 2014 rookie receiver class was lauded as one of the best in NFL history with 12 rookies recording at least 500 receiving yards, including three with 1,000+ receiving yards. One of those three was Buccaneers wide receiver Mike Evans, whose 1,051 receiving yards and 12 touchdowns announced his presence as a standout wide receiver in the NFL.

Evans has continued his success since then and is proving to be one of the best in a historic class, ranking second in receiving yards and receiving touchdowns, while posting the third-most receptions.

2014 DRAFT CLASS RECEIVING LEADERS (Career)

Player	GP	Rec.	TD	Yards
1. Odell Beckham (NYG)	47	313	38	4,424
2. Mike Evans (TB)	58	293	31	4,338
3. Jarvis Landry (MIA)	61	376	21	3,796
4. Brandin Cooks (NE)	55	269	25	3,785
5. Sammy Watkins (LAR)	50	187	24	3,008
6. Jordan Matthews (BUF)	56	250	20	2,955
7. Allen Robinson (JAC)	43	202	22	2,848
8. Davante Adams (GB)	58	232	25	2,754
9. Allen Hurns (JAC)	51	186	21	2,631
10. John Brown (ARI)	54	171	16	2,487

Evans has posted 12 100-yard receiving games, the second-most from the draft class

2014 NFL DRAFT CLASS MOST 100-YARD RECEIVING GAMES (Career)

Rank	Player (Team)	100-Yd. Games
1.	WR Odell Beckham Jr. (NYG)	19
2.	WR Mike Evans (TB)	12
3.	WR Sammy Watkins (LA)	11
4.	WR Brandin Cooks (NE)	9
5.	WR Allen Hurns (JAC)	8
5.	WR Jordan Matthews (BUF)	8
5.	WR Allen Robinson (JAC)	8

EXCELLENT EVANS

ROOKIE ROCKSTAR

Evans had 12 receiving touchdowns in 2014, tied for the third-most in a single season by a rookie since the merger.

NFL MOST RECEIVING TOUCHDOWNS IN A SINGLE SEASON (Rookies Since 1970)

Rank	Player	TDs
1.	WR Randy Moss, MIN, 1998	17
2.	WR John Jefferson, SD, 1978	13
3.	WR Mike Evans, TB 2014	12
3.	WR Odell Beckham, NYG 2014	12
5.	WR Mike Williams, TB, 2010	11

Evans' three multi-touchdown games were the most in a single season in franchise history and tied for the fourth-most by a rookie since the merger.

Evans had 1,051 receiving yards as a rookie, the 11th-most in a single season by a rookie since the merger.

NFL MOST RECEIVING YARDS IN A SINGLE SEASON (Rookies Since 1970)

Rank	Player	Yards
1.	WR Anquan Boldin, ARI, 2003	1,377
2.	WR Randy Moss, MIN, 1998	1,313
3.	WR Odell Beckham, NYG 2014	1,305
4.	WR Michael Clayton, TB, 2004	1,193
5.	WR Mike Thomas, NO, 2016	1,137
6.	WR Terry Glenn, NE, 1996	1,132
7.	WR Bill Brooks, IND, 1986	1,131
8.	WR Amari Cooper, OAK, 2015	1,070
9.	WR Ernest Givins, HOU, 1986	1,062
10.	WR A.J. Green, CIN, 2011	1,057
11.	WR Mike Evans, TB 2014	1,051

EVANS VS. BUCCANEERS ROOKIES

Evans had a record-setting rookie season, setting a new franchise record for receiving touchdowns, tying for the most touchdowns from scrimmage by a rookie, while finishing with the second-most receiving yards and receptions by a Buccaneers rookie.

MOST RECEIVING TOUCHDOWNS BY A ROOKIE - (Team History)

Rank	Player, Year	TDs
1.	WR Mike Evans, 2014	12
2.	WR Mike Williams, 2010	11
3.	WR Michael Clayton, 2004	7
4.	WR Kevin House, 1980	5
4.	TE Tim Wright, 2013	5

MOST SCRIMMAGE TOUCHDOWNS BY A ROOKIE - (Team History)

Player, Year	Rec. TD	Rush TD	Total TD
1. WR Mike Evans, 2014	12	0	12
1. RB Doug Martin, 2012	1	11	12
3. WR Mike Williams, 2010	11	0	11
4. RB Lars Tate, 1988	1	7	8
5. WR Michael Clayton, 2004	7	0	7
5. WR Warrick Dunn, 1997	3	4	7
5. RB Errict Rhett, 1994	0	7	7

MOST RECEIVING YARDS BY A ROOKIE - (Team History)

Rank	Player, Year	Yards
1.	WR Michael Clayton, 2004	1,193
2.	WR Mike Evans, 2014	1,051
3.	WR Mike Williams, 2010	964
4.	WR Lawrence Dawsey, 1991	818
5.	WR Horace Copeland, 1993	633

MOST RECEPTIONS BY A ROOKIE - (Team History)

Rank	Player, Year	Rec.
1.	WR Michael Clayton, 2004	80
2.	WR Mike Evans, 2014	68
3.	FB Mike Alstott, 1996	65
3.	WR Mike Williams, 2010	65
5.	WR Lawrence Dawsey, 1991	55

BUCCANEERS ALL-TIME SINGLE GAME ROOKIE RECEIVING YARD LEADERS

Player	Date (Opp.)	Rec.	TD	Yards
1. Mark Carrier	12/6/87 (at NO)	8	1	212
2. Mike Evans	11/16/14 (at WAS)	7	2	209
3. Michael Clayton	12/12/04 (at SD)	9	1	145
4. Michael Clayton	10/18/04 (at STL)	8	0	142
5. Kevin House	12/20/80 (vs. CHI)	3	0	138
6. Mike Evans	11/9/14 (vs. ATL)	7	1	125
7. Mike Evans	11/2/14 (at CLE)	7	2	124
8. Arrelious Benn	12/12/10 (at WAS)	4	0	122
9. Steve Holloway	10/18/1987 (vs. MIN)	8	0	107
10. Warrick Dunn	9/21/97 (vs. MIA)	6	1	106

MAKING BRATE PLAYS

BRATE IN BUCS HISTORY

Brate has 17 career touchdown catches, tied for the 10th-most in franchise history

MOST RECEIVING TOUCHDOWNS (Team History)

Rank	Player	TDs
1.	TE Jimmie Giles, 1978-86	34
2.	WR Mike Evans, 2014-Present	31
2.	WR Kevin House, 1980-86	31
4.	WR Joey Galloway, 2004-08	28
5.	WR Mark Carrier, 1987-92	27
6.	WR Mike Williams, 2010-13	25
7.	TE Dave Moore, 1992-2001, 2004-06	24
8.	WR Bruce Hill, 1987-91	23
9.	WR Vincent Jackson, 2012-16	20
10.	TE Cameron Brate, 2014-Pres.	17
10.	WR Gerald Carter, 1981-87	17
10.	WR Keyshawn Johnson, 2000-03	17

BRATE VS. NFL

Since the start of the 2016 season, TE **Cameron Brate** has 14 touchdown receptions, the second-most in the NFL by a tight end during that span and tied for the eighth-most in the NFL during that time.

2016-17 NFL MOST TOUCHDOWN RECEPTIONS - Tight Ends

Rank	Player	Team	TD
1.	Jimmy Graham	SEA	15
2.	Cam Brate	TB	14
2.	Kyle Rudolph	MIN	14
4.	Hunter Henry	SD	12
5.	Zach Ertz	PHI	11
5.	Travis Kelce	KC	11

2016-17 NFL MOST TOUCHDOWN RECEPTIONS

Rank	Player	Team	TD
1.	WR Davante Adams	GB	21
1.	WR Antonio Brown	PIT	21
3.	WR Jordy Nelson	GB	20
4.	WR Mike Evans	TB	16
5.	TE Jimmy Graham	SEA	15
5.	WR DeAndre Hopkins	HOU	15
5.	WR Kenny Stills	MIA	15
8.	TE Cam Brate	TB	14
8.	WR Dez Bryant	DAL	14
8.	WR Michael Crabtree	OAK	14
8.	TE Kyle Rudolph	MIN	14

During that timeframe, Brate has totaled 1,152 receiving yards, the eighth-most among tight ends.

2016-17 NFL MOST RECEIVING YARDS - Tight Ends

Rank	Player	Team	Yds
1.	Travis Kelce	KC	2,070
2.	Delanie Walker	TEN	1,518
3.	Zach Ertz	PHI	1,479
4.	Jimmy Graham	SEA	1,396
5.	Rob Gronkowski	NE	1,389
6.	Kyle Rudolph	MIN	1,346
7.	Eric Ebron	DET	1,160
8.	Cam Brate	TB	1,152
9.	Vernon Davis	WAS	1,151
10.	Jack Doyle	IND	1,148

BRATE IN 2016

Brate had one of the best seasons ever by a Buccaneers tight end in 2016. His eight touchdown receptions tied for the most in a single season, his 57 receptions were fifth-most and his 660 receiving yards were the seventh-most among tight ends.

MOST TOUCHDOWN RECEPTIONS - SINGLE SEASON (Tight Ends, Team History)

Rank	Player	Year	TD
1.	Cam Brate	2016	8
1.	Jimmie Giles	1985	8
3.	Jimmie Giles	1979	7
4.	Cam Brate	2017	6
4.	Jimmie Giles	1981	6

MOST RECEIVING YARDS - SINGLE SEASON (Tight Ends, Team History)

Rank	Player	Year	Yards
1.	Kellen Winslow	2009	884
2.	Jimmie Giles	1981	786
3.	Kellen Winslow	2011	763
4.	Jackie Harris	1995	751
5.	Kellen Winslow	2010	730
6.	Jimmie Giles	1985	673
7.	Cam Brate	2016	660
8.	Jimmie Giles	1980	602
9.	Jimmie Giles	1979	579
10.	Tim Wright	2013	571

MOST RECEPTIONS - SINGLE SEASON (Tight Ends, Team History)

Rank	Player	Year	Rec.
1.	Kellen Winslow	2009	77
2.	Kellen Winslow	2011	75
3.	Kellen Winslow	2010	66
4.	Jackie Harris	1995	62
5.	Cam Brate	2016	57

This past offseason, the Buccaneers signed WR **DeSean Jackson**, one of the premier deep threats not only in the league today, but in NFL history.

DESEAN IN NFL HISTORY

DeSean Jackson's game-breaking ability allows him to stand among some of the all-time greats. His 26 career touchdowns of 50 or more yards are tied for the fourth-most in the NFL since 1970, while his 22 scores of 60 or more yards are second only to Hall of Fame wide receiver Jerry Rice.

NFL TOUCHDOWNS OF 50+ YARDS (Since 1970)

Rank	Player (Years)	TD
1.	WR Jerry Rice (1985-2004)	36
2.	WR Randy Moss (1998-2012)	29
3.	WR Terrell Owens (1996-2010)	27
4.	WR DeSean Jackson (2008-Pres.)	26
4.	WR Steve Smith Sr. (2001-16)	26

NFL TOUCHDOWNS OF 60+ YARDS (NFL History)

Rank	Player	TD
1.	WR Jerry Rice (1985-2004)	23
2.	WR DeSean Jackson (2008-Pres.)	22
3.	WR Devin Hester (2006-16)	21
4.	WR Bobby Mitchell (1958-68)	20
5.	WR Lance Alworth (1962-72)	19

LEADING THE LEAGUE

With his speed and big play ability ranking alongside some of the most notable deep threats in NFL history, it's no surprise that Jackson ranks as the most explosive player in the NFL since entering the league in 2008.

NFL TOUCHDOWNS OF 50+ YARDS (Since 2008)

Rank	Player (Years)	TD
1.	WR DeSean Jackson (2008-Pres.)	26
2.	RB Chris Johnson (2008-Pres.)	14
2.	WR Jordy Nelson (2008-Pres.)	14
4.	WR A.J. Green (2011-Pres.)	13
4.	WR Calvin Johnson (2007-15)	13
5.	Two players tied	12

NFL RECEIVING AVERAGE - Min. 300 Rec. (Since 2008)

Rank	Player (Years)	Avg.
1.	WR DeSean Jackson (2008-Pres.)	17.3
2.	WR Vincent Jackson (2005-16)	16.9
3.	WR T.Y. Hilton (2012-Pres.)	16.0
4.	WR Calvin Johnson (2007-15)	15.9
5.	WR Kenny Britt (2009-Pres.)	15.6

NFL RECEPTIONS OF 50+ YARDS (Since 2008)

Rank	Player (Years)	Rec.
1.	WR DeSean Jackson (2008-Pres.)	37
2.	WR Mike Wallace (2009-Pres.)	25
3.	WR A.J. Green (2011-Pres.)	23
3.	WR Calvin Johnson (2007-15)	23
5.	WR Jordy Nelson (2008-Pres.)	22

Jackson has not only been one of the most explosive receivers since entering the league, but one of the most productive overall, ranking sixth in the NFL in receiving yards since 2008 and sixth among all active players.

NFL RECEIVING YARDS (Since 2008)

Rank	Player (Years)	Yards
1.	WR Calvin Johnson (2008-15)	10,863
2.	WR Larry Fitzgerald (2008-Pres.)	10,767
3.	WR Brandon Marshall (2008-Pres.)	10,581
4.	WR Antonio Brown (2010-Pres.)	9,886
5.	WR DeSean Jackson (2008-Pres.)	9,476

NFL RECEIVING YARDS (Active Players)

Rank	Player (Years)	Yards
1.	WR Larry Fitzgerald (2004-Pres.)	15,311
2.	TE Jason Witten (2003-Pres.)	12,345
3.	WR Brandon Marshall (2006-Pres.)	12,215
4.	TE Antonio Gates (2003-Pres.)	11,371
5.	WR Antonio Brown (2010-Pres.)	9,886
6.	WR DeSean Jackson (2008-Pres.)	9,476
7.	WR Julio Jones (2011-Pres.)	8,771
8.	WR Demaryius Thomas (2010-Pres.)	8,475
9.	WR A.J. Green (2011-Pres.)	8,085
10.	WR Mike Wallace (2009-Pres.)	7,883

HOW TO DOUGIE

RB Doug Martin was one of the top runners in the NFL in 2015, totaling 1,402 rushing yards, the second-most in the league, while his 4.87 rushing average ranked as the most among running backs with at least 150 carries.

2015 NFL RUSHING YARDS LEADERS

Rank	Player (Team)	Rushing Yards
1.	Adrian Peterson (MIN)	1,485
2.	Doug Martin (TB)	1,402
3.	Todd Gurley (STL)	1,106
4.	Darren McFadden (DAL)	1,089
5.	Chris Ivory (NYJ)	1,070

2015 NFL HIGHEST RUSHING AVERAGE (Min. 150 Carries)

Name	Att.	Yds.	Avg.
1. Doug Martin (TB)	288	1,402	4.87
2. Todd Gurley (STL)	229	1,106	4.83
3. Giovani Bernard (CIN)	154	730	4.74
4. C.J. Anderson (DEN)	152	720	4.74
4. Mark Ingram (NO)	166	769	4.63

Martin's 4.87 average was the highest by any running back with at least 275 carries since 2013 (LeSean McCoy, 314 carries, 5.12 avg.).

Much of Martin's success came from creating big runs. Martin had 33 rushes of 10 or more yards, the second-most in the NFL and 14 rushes of 20+ yards, the most in the league. He was one of only five players in the league with multiple 50+ yards runs.

2015 NFL RUSHES OF 10+ YARDS

Rank	Player (Team)	10+ Yd. Rushes
1.	Adrian Peterson (MIN)	43
2.	Doug Martin (TB)	33
3.	Devonta Freeman (ATL)	32
4.	Chris Ivory (NYJ)	29
4.	LeSean McCoy (BUF)	28

2015 NFL RUSHES OF 20+ YARDS

Rank	Player (Team)	20+ Yd. Rushes
1.	Doug Martin (TB)	14
2.	Todd Gurley (STL)	11
3.	Adrian Peterson (MIN)	10
4.	Chris Ivory (NYJ)	9
4.	Darren McFadden (DAL)	9
4.	Latavius Murray (OAK)	9

2015 NFL RUSHES OF 50+ YARDS

Rank	Player (Team)	50+ Yd. Rushes
1.	Doug Martin (TB)	3
1.	Todd Gurley (STL)	3
2.	Isaiah Crowell (CLE)	2
2.	Mike Gillislee (BUF)	2
2.	Chris Ivory (NYJ)	2
2.	Adrian Peterson (MIN)	2
2.	DeAngelo Williams (PIT)	2

At Philadelphia, Martin rushed for 235 yards, the most rushing yards in a game in 2015.

2015 NFL MOST RUSHING YARDS IN A GAME

Name	Yds.	Date	Opp.
1. Doug Martin (TB)	235	11/22/15	PHI
2. Thomas Rawls (SEA)	209	11/22/15	SF
3. Adrian Peterson (MIN)	203	11/15/15	OAK
4. David Johnson (ARI)	187	12/20/15	PHI
5. Lamar Miller (MIA)	175	10/25/15	HOU

Martin was able to break off so many big runs due to his ability to break tackles and make yards after contact. Per Stats, Inc., he was tied for the fourth-most broken tackles and had the most rushing yards after contact.

2015 NFL BROKEN TACKLES

Rank	Player (Team)	Broken Tackles
1.	Chris Ivory (NYJ)	14
2.	LeGarrette Blount (NE)	11
2.	Adrian Peterson (MIN)	11
4.	Doug Martin (TB)	10
4.	Carlos Hyde (SF)	10

2015 NFL YARDS AFTER CONTACT

Rank	Player (Team)	Yards After Contact
1.	Doug Martin (TB)	650
2.	Adrian Peterson (MIN)	641
3.	Chris Ivory (NYJ)	551
4.	Todd Gurley (STL)	524
5.	Jonathan Stewart (CAR)	498

Martin rushed for 100+ yards in three consecutive contests (10/4 vs. CAR-10/25 at WAS), only the third time in franchise history a player has reached at least 100 rushing yards in three straight games (also: James Wilder, six consecutive, 12/9/84 vs. ATL-9/29/85 at DET; Carnell Williams, three consecutive, 9/11/05 at MIN-9/25/05 at GB).

RECORD-SETTER

With their second first-round pick in 2012, the Tampa Bay Buccaneers selected RB **Doug Martin**, who proved to be a sensation in his rookie season, shattering Buccaneers records, while setting NFL marks along the way. In 2015, Martin had another one of the best years in team history, ranking in the top five in rushing yards and scrimmage yards

MOST RUSHING YARDS - SINGLE SEASON (Team History)

Rank	Player	Year	Yards
1.	RB James Wilder	1984	1,544
2.	RB Doug Martin	2012	1,454
3.	RB Doug Martin	2015	1,402
4.	RB James Wilder	1985	1,300
5.	RB Ricky Bell	1979	1,263
6.	RB Errict Rhett	1995	1,207
7.	RB Carnell Williams	2005	1,178
8.	RB Reggie Cobb	1992	1,171
9.	RB Warrick Dunn	2000	1,133
10.	RB Warrick Dunn	1998	1,026

MOST YARDS FROM SCRIMMAGE - SINGLE SEASON (Team History)

Rank	Player	Year	Yards
1.	RB James Wilder	1984	2,229
2.	RB Doug Martin	2012	1,926
3.	RB Doug Martin	2015	1,673
4.	RB James Wilder	1985	1,641
5.	RB Warrick Dunn	2000	1,555
6.	RB Ricky Bell	1979	1,511
7.	RB Warrick Dunn	1997	1,440
8.	WR Mark Carrier	1989	1,422
9.	RB Warrick Dunn	1998	1,370
10.	RB Michael Pittman	2003	1,348

After setting the franchise record in his rookie season with 251 rushing yards at Oakland (11/4/12), Martin notched another banner day in 2015, with 235 rushing yards at Philadelphia (11/22/15), the second-highest mark in team history.

MOST SINGLE-GAME RUSHING YARDS (Team History)

Player	Opponent-Date	Rush Yds
1. RB Doug Martin	at OAK-11/4/12	251
2. RB Doug Martin	at PHI-11/22/15	235
3. RB James Wilder	at MIN-11/6/83	219
4. RB Warrick Dunn	vs. DAL-12/3/00	210
5. RB Errict Rhett	vs. WAS-12/4/94	192
6. RB James Wilder	vs. GB-9/30/84	172
7. RB Ricky Bell	vs. GB-10/21/79	167
8. RB James Wilder	at CHI-9/8/85	166
9. RB LeGarrette Blount	at SEA-12/26/10	164
10. RB Bobby Rainey	vs. ATL-11/17/13	163

Part of Martin's Philadelphia totals included an 84-yard run, the longest in franchise history and the third-longest rush in the league in 2015.

LONGEST RUSHING PLAYS IN TEAM HISTORY

Player	Yards	Opponent-Date
1. Doug Martin	84	@PHI-11/22/15
2. Bobby Rainey	80t	BUF-12/8/13
3. Michael Pittman	78t	KC-11/11/04
4. Warrick Dunn	76	CHI-12/21/97
5. Jerry Ellison	75	DET-12/23/95
5. James Wilder	75t	@MIN-11/6/83

2015 NFL LONGEST RUSHING PLAYS

Player	Yards	Opponent-Date
1. Marcus Mariota	87t	JAC-12/6/15
2. Lamar Miller (MIA)	85t	HOU-10/25/15
3. Doug Martin (TB)	84	@PHI-11/22/15
4. Adrian Peterson (MIN)	80t	@OAK-11/15/15
5. Adrian Peterson (MIN)	75	@DET-10/25/15

ROOKIE TOUCHDOWN MACHINE

In his first NFL season, Martin made his mark scoring touchdowns, with 11 rushing scores, the second-most in team history and 12 touchdowns from scrimmage, tied for the second-most in a season.

MOST RUSHING TDs - SINGLE SEASON (Team History)

Rank	Player	Year	TDs
1.	RB James Wilder	1984	13
2.	RB Doug Martin	2012	11
3.	RB Errict Rhett	1995	11
4.	RB Earnest Graham	2007	10
4.	FB Mike Alstott	2001	10
4.	RB James Wilder	1985	10

MOST TOUCHDOWNS - SINGLE SEASON (Team History)

Rank	Player	Year	TDs
1.	RB James Wilder	1984	13 (13 rush)
2.	RB Mike Evans*	2014	12 (12 rec.)
2.	RB Doug Martin*	2012	12 (11 rush, 1 rec.)
4.	WR Mike Williams*	2010	11 (11 rec.)
4.	FB Mike Alstott	2001	11 (10 rush, 1 rec.)
4.	RB Errict Rhett	1995	11 (11 rush)

*-Rookie



HOW TO DOUGIE

MARTIN IN TAMPA BAY HISTORY

Martin has continued his climb in the Buccaneers record books, with 26 career rushing touchdowns (third in team history), 4,629 career rushing yards (fourth in team history), and 5,720 career scrimmage yards (fifth in team history) and 11 career 100-yard rushing games (tied for second in team history).

MOST RUSHING YARDS - (Team History)

Rank	Player	Yards
1.	RB James Wilder, 1981-89	5,957
2.	FB Mike Alstott, 1996-2006	5,088
3.	RB Warrick Dunn, 1997-2008	4,986
4.	RB Doug Martin, 2012-Pres.	4,629
5.	RB Carnell Williams, 2005-10	3,677

MOST RUSHING TOUCHDOWNS - (Team History)

Rank	Player	TDs
1.	FB Mike Alstott, 1996-2006	58
2.	RB James Wilder, 1981-89	37
3.	RB Doug Martin, 2012-Pres.	26
4.	RB Errict Rhett, 1994-97	24
5.	RB Reggie Cobb, 1990-93	21
6.	RB Carnell Williams, 2005-10	20
7.	RB Warrick Dunn, 1997-2008	19
8.	RB Ricky Bell, 1977-1981	16
9.	FB/RB Earnest Graham, 2004-11	15
9.	RB Lars Tate, 1988-89	15

MOST SCRIMMAGE YARDS - (Team History)

Rank	Player	Yards
1.	RB James Wilder, 1981-89	9,449
2.	RB Warrick Dunn, 1997-2008	7,690
3.	FB Mike Alstott, 1996-2006	7,372
4.	RB Michael Pittman, 2002-07	5,723
5.	RB Doug Martin, 2012-Pres.	5,720
6.	WR Mark Carrier, 1987-92	5,018
7.	WR Kevin House, 1980-86	4,969
8.	RB Carnell Williams, 2005-10	4,586
9.	WR Vincent Jackson, 2012-Pres.	4,326
10.	TE Jimmie Giles, 1978-86	4,307

MOST 100-YARD RUSHING GAMES – Team History

Rank	Player	100-Yd. Games
1.	RB James Wilder, 1981-89	14
2.	RB Warrick Dunn, 1997-2001, 2008	11
2.	RB Doug Martin, 2012-Pres.	11
4.	RB Carnell Williams, 2005-10	9
5.	RB Ricky Bell, 1977-81	8*
5.	RB Michael Pittman, 2002-07	8**
5.	RB Errict Rhett, 1994-97	8

*Includes one playoff game

**Includes Super Bowl XXXVII

NFL RECORDS

Martin recorded 1,926 yards from scrimmage as a rookie, the third-highest total in NFL history, trailing only Eric Dickerson (2,212 in 1984) and Edgerrin James (2,139 in 1999). His banner day came at Oakland (11/4/12), when he rushed for 251 yards and four touchdowns, the most in Buccaneers history and tied for the 10th-most in NFL history.

MOST RUSHING YARDS IN A GAME - (NFL History)

Name	Yds	Date	Opp.
1. Adrian Peterson (MIN)*	296	11/4/07	SD
2. Jamal Lewis (BAL)	295	9/14/03	CLE
3. Jerome Harrison (CLE)	286	12/20/09	KC
4. Corey Dillon (CIN)	278	11/4/07	DEN
5. Walter Payton (CHI)	275	11/20/77	MIN
6. O.J. Simpson (BUF)	273	11/25/76	DET
7. Shaun Alexander (CIN)	266	11/11/01	OAK
8. Jamaal Charles (KC)	259	1/3/10	DEN
9. Demarco Murray (DAL)*	253	10/23/11	STL
10. Doug Martin (TB)*	251	11/4/12	OAK
10. Mike Anderson (DEN)*	251	12/3/00	NO

*-Rookie

Martin's 251 rushing yards at Oakland came on only 25 carries, a 10.0 avg., the third highest in NFL history with a minimum of 25 rush attempts.

MOST YARDS-PER-CARRY - SINGLE GAME - (Min. 25 carries)

Name	Att	Yds/Rush	Date (Opp.)
1. Jamaal Charles (KC)	25	10.4	01/03/12 (DEN)
2. Demarco Murray (DAL)	25	10.1	10/23/11 (STL)
3. Doug Martin (TB)	25	10.0	11/4/12 (OAK)

MOST RUSHING YARDS IN A HALF - (Since 1991)

Name	Half, Yds	Date (Opp.)
1. Adrian Peterson (MIN)	2nd, 253	11/04/07 (SD)
2. Doug Martin (TB)	2nd, 220	11/4/12 (OAK)
3. Jerome Harrison (CLE)	2nd, 213	12/20/09 (KC)
4. Corey Dillon (CIN)	2nd, 201	10/22/00 (DEN)
5. Barry Sanders (DET)	2nd, 200	11/13/94 (TB)

MOST RUSHING YARDS IN A QUARTER - (Since 1991)

Name	Qtr	Yds	Date (Opp.)
1. Jamaal Charles (KC)	3rd	165	12/23/12 (IND)
2. Jamaal Charles (KC)	3rd	162	9/23/12 (NO)
3. LeSean McCoy (PHI)	4th	148	12/8/13 (DET)
4. Adrian Peterson (MIN)	4th	146	11/4/07 (SD)
4. Kenneth Davis (BUF)	2nd	146	11/22/92 (ATL)
6. Doug Martin (TB)	3rd	143	11/4/12 (OAK)
6. Marshall Faulk (STL)	1st	143	11/11/01 (CAR)
6. Thomas Jones (NYJ)	2nd	143	10/18/09 (BUF)
9. Terrell Davis (DEN)	1st	138	9/13/98 (DAL)
10. Leonard Fournette	4th	137	10/8/17 (PIT)

TEAM STATS

THIRD DOWN SUCCESS

One of the biggest keys for Tampa Bay in 2016, on both offense and defense, was success on third downs. Defensively, the Buccaneers limited opponents to a 34.4 conversion rate on third down, the best mark in the league. On the offensive side of the ball, Tampa Bay converted 43.9 percent of their third-down attempts, the sixth-highest mark in the NFL. The +9.5 percentage point differential between third-down conversion percentages allowed vs. converted was the highest in the NFL.

2016 NFL OPPONENT THIRD-DOWN CONVERSION LEADERS

Rank	Team	Conv.	Att.	Pct.
1.	Tampa Bay Buccaneers	67	195	34.4
2.	Baltimore Ravens	75	214	35.0
3.	New York Giants	84	238	35.3
4.	Miami Dolphins	77	213	36.2
5.	Denver Broncos	86	236	36.4

2016 NFL THIRD-DOWN CONVERSION LEADERS

Rank	Team	Conv.	Att.	Pct.
1.	New Orleans Saints	107	220	48.6
2.	Green Bay Packers	98	210	46.7
3.	Tennessee Titans	100	217	46.1
4.	New England Patriots	104	227	45.8
5.	Washington Redskins	90	199	45.2
6.	Tampa Bay Buccaneers	94	214	43.9
7.	Indianapolis Colts	87	202	43.1
8.	Detroit Lions	83	195	42.6
9.	San Diego Chargers	85	200	42.5
10.	Dallas Cowboys	80	189	42.3

RUSHING THE PASSER

In 2016, Tampa Bay recorded 38 sacks, tied for the ninth-most in the NFL.

NFL TEAM SACK LEADERS

Rank	Team	Sacks
1.	Arizona Cardinals	48
2.	Carolina Panthers	47
3.	Denver Broncos	42
3.	Seattle Seahawks	42
5.	Minnesota Vikings	41
6.	Green Bay Packers	40
6.	Tennessee Titans	40
8.	Buffalo Bills	39
9.	Tampa Bay Buccaneers	38
9.	Pittsburgh Steelers	38
9.	Washington Redskins	38

TAKE THE BALL AWAY

Despite a slow start that saw only two takeaways during the first four weeks, Tampa Bay was one of the top teams in the league in 2016 at forcing turnovers, recording the third-most takeaways in the NFL.

2016 NFL TAKEAWAY LEADERS

Rank	Team	INT	FR	Takeaways
1.	Kansas City Chiefs	18	15	33
2.	Oakland Raiders	16	14	30
3.	Tampa Bay Buccaneers	17	12	29
4.	Arizona Cardinals	14	14	28
4.	Baltimore Ravens	18	10	28
4.	San Diego Chargers	18	10	28

THE REAL MCCOY

GERALDINI THE GREAT

Buccaneer DT Gerald McCoy has been selected to the Pro Bowl in each of the past five seasons and, since 2013, has led all defensive tackles in sacks. But the All-Pro may be having one of his best seasons yet in 2017.

This year McCoy has 22 quarterback hits, tied for the seventh-most in the NFL, setting a new career high. He is second among defensive tackles.

2017 NFL QB HIT LEADERS

Rank	Player	QBH
1.	LB Chandler Jones (ARI)	27
2.	DE Calais Campbell (JAC)	26
3.	DE Everson Griffen (MIN)	23
3.	LB Cameron Wake (MIA)	23
3.	DE Leonard Williams (NYJ)	23
3.	DT Aaron Donald (LAR)	23
7.	DT Gerald McCoy (TB)	22
7.	DE Demarcus Lawrence (DAL)	22
7.	DE Michael Bennett (SEA)	22

McCoy is second in tackles for loss among all defensive tackles this year.

2017 NFL TFL LEADERS – Defensive Tackles

Rank	Player	TFL
1.	Aaron Donald (LAR)	13
2.	Gerald McCoy (TB)	12
3.	Grady Jarrett (ATL)	11
4.	Jurrell Casey (TEN)	10
5.	David Irving (DAL)	9
5.	Malik Jackson (JAC)	9

MCCOY SINCE 2013

Since 2013, McCoy has the most sacks by any defensive tackle in the NFL.

2013-17 NFL SACK LEADERS – Defensive Tackles

Rank	Player	Sacks
1.	Gerald McCoy (TB)	38.5
2.	Geno Atkins (CIN)	36.0
2.	Aaron Donald (LAR)	36.0
4.	Jurrell Casey (TEN)	32.5
5.	Ndamukong Suh (MIA)	29.5

More than just a pass-rusher, McCoy has shown his ability at stopping the run. His 62 tackles for loss are the fourth-most by a defensive tackle since 2012.

NFL TFL LEADERS - DEFENSIVE TACKLES (2012-17)

Rank	Player (Team)	TFL
1.	Ndamukong Suh (MIA)	81
2.	Aaron Donald (LAR)	70
3.	Geno Atkins (CIN)	68
4.	Gerald McCoy (TB)	62
5.	Jurrell Casey (TEN)	59

MCCOY IN TEAM HISTORY

McCoy's 9.5 sacks in 2013 are tied for the fifth-most in a single season by a defensive tackle. He is only the third defensive tackle in Buccaneers history to top 9.0 sacks in a single season (Warren Sapp, Santana Dotson)

MOST SACKS, SINGLE SEASON - DEFENSIVE TACKLES (Team History)

Rank	Player	Year	Sacks
1.	Warren Sapp	2000	16.5
2.	Warren Sapp	1999	12.5
3.	Warren Sapp	1997	10.5
4.	Santana Dotson	1992	10.0
5.	David Logan	1983	9.5
5.	Gerald McCoy	2013	9.5

For his career, McCoy has 47.5 sacks, the second-most by a defensive tackle in team history and the fourth-most in franchise history.

MOST SACKS - DEFENSIVE TACKLE (Team History)

Rank	Player	Sacks
1.	Warren Sapp, 1995-2003	77.0
2.	Gerald McCoy, 2010-Pres.	47.5
3.	David Logan, 1979-86*	39.0
4.	Brad Culpepper, 1994-99	33.0
5.	Santana Dotson, 1992-95	23.0

* Sacks were not an official stat until 1982. Logan is credited with 28.5 by Stats, Inc.

MOST SACKS - TEAM HISTORY

Rank	Player	Sacks
1.	Lee Roy Selmon, 1976-84*	78.5
2.	Warren Sapp, 1995-2003	77.0
3.	Simeon Rice, 2001-06	69.5
4.	Gerald McCoy, 2010-Pres.	47.5
5.	David Logan, 1979-86*	39.0
6.	Chidi Ahanotu, 1993-00, 2004	34.5
7.	Brad Culpepper, 1994-99	33.0
8.	Ronde Barber, 1997-2012	28.0
9.	Broderick Thomas, 1989-93	26.5
10.	Greg Spires, 2002-07	26.0

* Sacks were not an official stat until 1982. Selmon is credited with 23.0 & Logan is credited with 28.5 by Stats, Inc.

DOMINANT DAVID

Since entering the NFL in 2012, Lavonte David has shown himself to be one of the top linebackers in the league, earning All-Rookie honors from nearly every publication his first season, then following up a Pro Bowl selection in 2015 and All-Pro honors following the 2013 and 2016 seasons.

Entering his sixth season, David has already set some impressive marks around the NFL.

DAVID SINCE ENTERING THE LEAGUE

Over the past five seasons, David has made the third-most tackles in the NFL and the most solo tackles.

2012-17 NFL TACKLE LEADERS

Rank	Player (Current Team)	Tackles
1.	LB Luke Kuechly (CAR)	796
2.	LB Bobby Wagner (SEA)	758
3.	LB Lavonte David (TB)	748
4.	LB Paul Posluszny (JAC)	682
5.	LB Lawrence Timmons (MIA)	669

2012-17 NFL SOLO TACKLE LEADERS

Rank	Player (Current Team)	Solo Tackles
1.	LB Lavonte David (TB)	540
2.	LB Paul Posluszny (JAC)	509
3.	LB Luke Kuechly (CAR)	503
4.	LB Bobby Wagner (SEA)	462
5.	LB Karlos Dansby (ARI)	455

Since 2012, David has the second-most run stuffs of any player in football.

2012-17 STUFFS LEADERS

Rank	Player (Current Team)	Stuffs
1.	DE J.J. Watt (HOU)	69.5
2.	LB Lavonte David (TB)	59.5
3.	DE Michael Bennett (SEA)	54.0
4.	DE Calais Campbell (JAC)	43.5
4.	DT Ndamukong Suh (MIA)	43.5

David has also been one of the leaders in tackles for loss over the last five seasons. His 91 TFLs during that stretch rank him second in the NFL, and he is one of only two players in the league to post three consecutive seasons (2012-14) with at least 15 tackles for loss (also J.J. Watt, 2012-15).

2012-17 NFL TACKLE FOR LOSS LEADERS

Rank	Player (Current Team)	TFL
1.	DE J.J. Watt (HOU)	123
2.	LB Lavonte David (TB)	92
3.	LB Von Miller (DEN)	91
4.	DE Michael Bennett (SEA)	86
5.	DE Calais Campbell (JAC)	81
5.	LB Ryan Kerrigan (WAS)	81
5.	DT Ndamukong Suh (MIA)	81
8.	LB Justin Houston (KC)	77
8.	LB Chandler Jones (ARI)	77
10.	DE Cameron Jordan (NO)	75


David has shown his ability to help not only stop the run, but to defend the pass. Since entering the NFL in 2012, David is tied for second in the league in interceptions by a linebacker and ranks fifth in passes defended during that span.

2012-17 NFL INTERCEPTIONS - (Linebackers)

Rank	Player (Team)	INT
1.	Luke Kuechly (CAR)	15
2.	Lavonte David (TB)	10
2.	Thomas Davis (CAR)	10
4.	Karlos Dansby (ARI)	9
4.	Paul Posluszny (JAC)	9

2012-17 NFL PASSES DEFENSED - (Linebackers)

Rank	Player (Team)	PD
1.	Luke Kuechly (CAR)	47
2.	Karlos Dansby (ARI)	46
3.	Alec Ogletree (LAR)	41
4.	Mark Barron (LAR)	38
5.	Lavonte David (TB)	36



DOMINANT DAVID

HISTORICAL PERFORMANCE

In his first five seasons, David totaled 663 tackles, 18.0 sacks and 10 interceptions. He is the only player in the NFL during the last five years to total at least 500 tackles, 15.0 sacks and 10 interceptions. The start to his career compares with several of his most notable peers, as well as Hall of Famers.

NOTABLE LINEBACKERS - FIRST FIVE SEASONS

Player	Years	Tkls	Sacks	INT	FF
Ray Lewis*	1996-2000	718	16.0	9	2
Luke Kuechly*	2012-16	693	9.0	12	4
Patrick Willis	2007-11	692	17.0	5	12
Derrick Brooks*^	1995-99	669	4.5	8	8
Lavonte David	2012-16	663	18.0	10	12
Zach Thomas	1996-2000	651	7.0	9	7
Junior Seau^	1990-94	600	18.0	4	3
Brian Urlacher	2000-04	579	26.5	7	6
Lance Briggs	2003-07	548	5.5	6	9

*Won NFL Defensive Player of the Year in span.

^Selected to Pro Football Hall of Fame.

In 2013, David put together a historical season, one that ranked alongside some of the best linebackers in NFL history.

NOTABLE LINEBACKER SEASONS SINCE 1982

Player	Year	Tkls	Sacks	INT
Ray Lewis*^	2003	163	1.5	6
Luke Kuechly^*	2013	156	2.0	4
Lavonte David^	2013	144	7.0	5
Junior Seau^	1996	138	7.0	2
Ray Lewis*^	2000	136	3.0	2
Brian Urlacher*^	2005	122	6.0	0
Hardy Nickerson^	1996	120	3.0	2
Derrick Brooks*^	2002	118	1.0	5
Patrick Willis^	2009	114	4.0	3
Mike Singletary*^	1985	113	3.0	1
Lance Briggs^	2005	107	2.0	2
Thomas Davis^	2015	105	5.5	4

*Won NFL Defensive Player of the Year.

^Named to an All-Pro team following the season.

David joined former All-Pro S Dave Duerson (1986) as the only two players since 1982 to record at least 7.0 sacks and five interceptions in the same season. David is the only linebacker to ever do so.

IN COVERAGE

David finished 2013 with five interceptions, tied for the most ever by a Buccaneers linebacker in a single season.

MOST INTERCEPTIONS IN A SINGLE SEASON (Linebackers - Team History)

Player	Year	INT
1. Derrick Brooks	2002	5
1. Lavonte David	2013	5
1. Cecil Johnson	1981	5
4. Derrick Brooks	1999	4
4. Jamie Duncan	1977	4
4. Richard Wood	1984	4

Against Buffalo (12/8/13), David recorded two interceptions, becoming the first Buccaneer to record multiple interceptions in the same game since CB Aqib Talib in 2010 (2 at ARI, 10/31/10) and the first Buccaneers linebacker to record multiple interceptions in the same game since Derrick Brooks (2 vs. CHI, 10/24/99). David is one of only six Buccaneers linebackers ever to record multiple interceptions in the same game. He did so again against Philadelphia (11/22/15), becoming the first linebacker in team history with more than one multi-interception game.

MULTIPLE INTERCEPTIONS IN A SINGLE GAME (Linebackers - Team History)

Player	Opponent-Date	INT
Derrick Brooks	vs. CHI-10/24/99	2
Lavonte David	vs. BUF-12/8/13	2
Lavonte David	at PHI-11/22/15	2
Cecil Johnson	vs. DET-10/4/81	2
Dave Lewis	vs. CHI-10/22/78	2
Broderick Thomas	at NO-11/1/92	2
Richard Wood	at NO-12/11/77	2

David has 10 career interceptions, tied for the second-most by a linebacker in team history.

MOST INTERCEPTIONS BY A LB - Team History

Rank	Player	INT
1.	Derrick Brooks, 1995-2008	25
2.	Lavonte David, 2012-Pres.	10
2.	Dave Lewis, 1977-81	10
4.	Cecil Johnson, 1977-85	9
4.	Richard Wood, 1976-84	9

DOMINANT DAVID

GET READY FOR FUMBLES

David has been one of the best players in the NFL at forcing and recovering fumbles, tying for the fifth-most forced fumbles and tying for the second-most fumble recoveries in the NFL since 2012.

2012-17 NFL FORCED FUMBLE LEADERS

Rank	Player (Current Team)	FF
1.	LB Robert Quinn (LAR)	19
2.	LB Von Miller (DEN)	18
3.	LB Lavonte David (TB)	17
3.	LB Ryan Kerrigan (WAS)	17
3.	DE Cameron Wake (MIA)	17

2012-17 NFL OPPONENT FUMBLE RECOVERY LEADERS

Rank	Player (Current Team)	FR
1.	LB Lavonte David (TB)	11
1.	DE J.J. Watt (HOU)	11
3.	S Mike Adams (CAR)	9
3.	LB D'Qwell Jackson (FA)	9
3.	DE Julius Peppers (CAR)	9
3.	LB Craig Robertson (NO)	9

DAVID & BROOKS

David has drawn comparisons to former Buccaneers' great LB Derrick Brooks. An 11-time Pro Bowler and nine-time All-Pro, Brooks is one of the most decorated players in Tampa Bay history, even earning NFL Defensive Player of the Year in 2002. Through their first 89 games played, David compares favorably to the Hall of Famer.

D. BROOKS & L. DAVID (First 89 Games Played)

Player	Tackles	Sacks	Stuffs	INT	PD	FF	FR
David	748	18.0	59.5	10	36	17	11
Brooks	750	4.5	44.0	9	53	10	3

In 2013 David earned a first-team All-Pro selection, joining Brooks and Hardy Nickerson as the only linebackers in franchise history to earn that distinction.

MOST FIRST-TEAM ALL-PRO SELECTIONS - LINEBACKERS (Team History)

Player	Selections	Years
Derrick Brooks	5	1999-2000, 2002, 2004-05
Hardy Nickerson	2	1993, 1997
Lavonte David	1	2013

PASS RUSH SPECIALIST

In 2013, Lavonte David showed off a pass-rushing ability not usually seen from linebackers in a 4-3 defense, finishing the season with 7.0 sacks, tied for the third-most

David's 7.0 sacks in 2013 are tied for the third-most by a linebacker in team history

MOST SACKS BY A LINEBACKER - SINGLE SEASON (Team History)

Player	Year	Sacks
1. Broderick Thomas	1991	11
2. Broderick Thomas	1990	7.5
3. Lavonte David	2013	7.0
3. Lonnie Marts	1996	7.0
5. Chris Washington	1987	6.5

For his career, David has totaled 18.0 sacks, the second-most by a linebacker in team history.

MOST SACKS BY A LB - Team History

Rank	Player	Sacks
1.	Broderick Thomas, 1989-93	26.5
2.	Lavonte David, 2012-Pres.	18.0
3.	Chris Washington, 1984-88	17.5
4.	Derrick Brooks, 1995-2008	13.5
5.	Shelton Quarles, 1997-2006	13.0

SCORING ON DEFENSE

In 2015, David recorded his first return touchdown, taking an interception back for a score at Philadelphia (11/22/15). Since then, he has added two more defensive scores - another INT-TD and a fumble returned for a touchdown. His three return scores are tied for the second-most in the NFL since 2015 (Aqib Talib, 4). David's three career defensive touchdowns are tied for the fifth-most in team history

BUCCANEERS CAREER DEFENSIVE TOUCHDOWNS

Rank	Player, Years	Def. TD
1.	DB Ronde Barber, 1997-2012	12
2.	LB Derrick Brooks, 1995-2008	7
3.	DT David Logan, 1979-86	4
3.	CB Mike Washington, 1976-84	4
5.	CB Donnie Abraham, 1996-2001	3
5.	CB Cedric Brown, 1976-84	3
5.	LB Lavonte David, 2012-Pres.	3
5.	CB Wayne Haddix, 1990-91	3
5.	CB Ricky Reynolds, 1987-93	3
5.	CB Aqib Talib, 2008-12	3
5.	LB Richard Wood, 1976-84	3

In 2016, Tampa Bay brought in veteran cornerback Brent Grimes to help the team's pass defense and provide a veteran leader who knew Defensive Coordinator Mike Smith's system. Grimes proved to be a key addition to the team, notching the most passes defended in the NFL.

2016 NFL PASS DEFENSED LEADERS

Rank	Player (Team)	PD
1.	Brent Grimes (TB)	24
2.	Dominique Rodgers-Cromartie (NYG)	21
3.	Casey Hayward (SD)	20
3.	Marcus Peters (KC)	20
4.	Robert Alford (ATL)	19
4.	Josh Norman (WAS)	19

Since 2013, Grimes has the most passes defended in the NFL

NFL MOST PASSES DEFENSED (2013-17)

Rank	Player (Current Team)	PD
1.	CB Brent Grimes (TB)	75
2.	CB Robert Alford (ATL)	69
3.	CB Johnathan Joseph (HOU)	67
4.	CB Darius Slay (DET)	65
5.	CB David Amerson (OAK)	63

GRIMES IN BUGS HISTORY

Grimes's 24 passes defended were the most by any Buccaneers player since Ronde Barber had 24 in 2001. Since 1994, Grimes' 24 passes defended are tied for the second-most by a Buccaneers player.

MOST PASSES DEFENSED - SINGLE SEASON SINCE 1994 (Team History)

Rank	Player	Year	PD
1.	Donnie Abraham	1999	25
2.	Ronde Barber	2001	24
2.	Brent Grimes	2016	24
2.	Ricky Reynolds	1992	24
5.	Donnie Abraham	2000	23

GRIMES PICKING PASSES

In 2016, Grimes led Tampa Bay with four interceptions, his fourth consecutive season with at least four interceptions. He is the only player in the NFL to record at least four interceptions in every season during that span (2013-16).

Grimes is tied for the most interceptions by any player over the past five seasons.

NFL MOST INTERCEPTIONS (2013-17)

Rank	Player (Current Team)	INT
1.	CB Brent Grimes (TB)	20
1.	CB Richard Sherman (SEA)	20
3.	S Reggie Nelson (OAK)	19
3.	S Glover Quin (DET)	19
5.	S Tashaun Gipson (JAC)	18

In his career, Grimes has 33 interceptions, tied for the fifth-most among active players.

MOST CAREER INTERCEPTIONS- ACTIVE PLAYERS

Rank	Player (Current Team)	INT
1.	S DeAngelo Hall (WAS)	43
2.	CB Terence Newman (MIN)	41
3.	S Reggie Nelson (OAK)	35
4.	CB Aqib Talib (DEN)	34
5.	CB Brent Grimes (TB)	33

BRYAN "THE BANGER" ANGER

In 2016, the Buccaneers signed P **Bryan Anger**. Since then, Anger has shown his value, recording the fifth-most punts inside the 20-yard line (55).

2016-17 PUNTS INSIDE THE 20 LEADERS

Rank	Player (Team)	Inside 20
1.	Johnny Hekker (LAR)	76
2.	Sam Koch (BAL)	70
3.	Dustin Colquitt (KC)	64
4.	Marquette King (OAK)	59
5.	Bryan Anger (TB)	57
5.	Bradley Pinion (SF)	57

In 2016, Anger posted a 42.7 net punting average, the fourth-highest mark in the NFL.

2016 NET PUNTING AVERAGE LEADERS

Rank	Player (Team)	Net Avg.
1.	Johnny Hekker (LA)	46.0
2.	Sam Martin (DET)	44.2
3.	Pat McAfee (IND)	42.7
4.	Bryan Anger (TB)	42.7
5.	Thomas Morstead (NO)	42.4

ANGER IN BUCS HISTORY

Not only did Anger have one of the top seasons in the NFL in 2016, he had the best punting season in team history.

MOST PUNTS INSIDE THE 20 - SINGLE SEASON (Team History)

Rank	Player	Year	Inside 20
1.	Bryan Anger	2016	37
2.	Josh Bidwell	2007	30
2.	Tom Tupa	2002	30
4.	Josh Bidwell	2008	27
5.	Mark Royals	2001	26
5.	Tom Tupa	2003	26

HIGHEST NET PUNTING AVERAGE - SINGLE SEASON (Team History)

Rank	Player	Year	Net Avg.
1.	Bryan Anger	2016	42.7
2.	Michael Koenen	2011	40.3
3.	Michael Koenen	2013	38.3
4.	Jacob Schum	2015	38.0
5.	Tommy Barnhardt	1996	37.8

Against the N.Y. Giants, Anger tied a franchise record for net punting average in a game, after he totaled 199 net punting yards on four kicks, a 49.8 average.

HIGHEST NET PUNTING AVERAGE - SINGLE GAME , MIN. 4 PUNTS (Team History)

Player	Date & Opponent	Punts	Net Yds	Net Avg.
1. Bryan Anger	10/1/17 vs. NYG	4	199	49.8
2. Michael Koenen	10/16/11 vs. NO	4	199	49.8
3. Michael Koenen	12/29/13 at NO	5	240	48.0
4. Michael Koenen	12/17/11 vs. DAL	4	204	47.3
5. Bryan Anger	1/1/17 vs. CAR	5	229	45.8

BUCCANEERS SALUTE TO SERVICE

On Sunday, Nov. 12, fans joined together in an annual tradition at Raymond James Stadium to honor those who have sacrificed and served our nation: the **Buccaneers' Salute to Service Game, presented by USAA**. Prior to the team's 1:00 p.m. kickoff versus the New York Jets, Glazer Family Foundation Co-President **Darcie Glazer Kassewitz presented USO Central Florida with a \$25,000 donation** to support its programs and services. USO Central Florida serves as the team's primary charitable conduit to the local military community, working closely with the Buccaneers on a wide variety of military appreciation initiatives. Since 2013, the Bucs Care Foundation has donated **a total of \$125,000** to USO Central Florida, one of more than 160 USO centers worldwide that deliver high-quality programs and services to men and women in uniform.

The Buccaneers and USO Central Florida again hosted the **USO Central Florida Military Appreciation Tailgate**. The free pre-game tailgate experience in Parking Lot 5, between Gates C and D outside Raymond James Stadium, hosted more than 500 pre-registered military members and their families as they geared up for kickoff.

Throughout the day, the Buccaneers hosted a variety of military appreciation events, including:

Pre-game Ceremonies, presented by USAA: Player Introductions, Color Guard, National Anthem and Flyover: When the Buccaneers were introduced, Technical Sergeant Mark Butterfield, an Aerospace Repair Craftsman assigned to the 927th Maintenance Squadron at MacDill Air Force Base, led them out of the tunnel. Tech Sergeant Butterfield was most recently deployed to Incirlik Air Base, Turkey in support of Operation INHERENT RESOLVE. While deployed, he diagnosed and prevented a potentially catastrophic in-flight emergency on board a KC-135 tanker aircraft, enabling aircrews to maintain air superiority and protect our U.S. and allied forces on the ground... The Buccaneers were welcomed to the field by a flag team comprised of **50 representatives from USAA... US Special Operations Command Color Guard presented the colors**, and the **national anthem** was performed by **The United States Army Chorus**... A pre-game flyover was carried out by **four F-22 jets from the 525th Fighter Squadron in Anchorage, Alaska**.

Honorary Guest of the Game (Coin Toss): Major General Edward Dorman III served as the Buccaneers' honorary Guest of the Game. Major General Dorman III joined the Buccaneers team captains at midfield for the coin toss. USAA supplied a special **Military Appreciation Coin** that was used for the toss.



Salute to Service Moment, presented by USAA: During a break in play, the public address announcer asked all military members in attendance to stand and be honored for the game's Salute to Service Moment, presented by USAA, the Official Military Appreciation Sponsor of the Buccaneers.

Buccaneers Salute to Service Suite: At every Buccaneers home game, the team honors a distinguished group of military members in the Salute to Service Suite. Fans were encouraged to join players and coaches during a break in play in the second quarter to thank local servicemen and servicewomen for their sacrifices, as they were recognized aboard the Pirate Ship in Raymond James Stadium. The Buccaneers recognized this year's **General H Norman Schwarzkopf Military Family of the Year Award recipients**.

Front Row Fans: Over 200 military and their families enjoyed the game from exclusive end zone seats at Raymond James Stadium, complements of Buccaneers players and coaches, as part of the Front Row Fans program.

Halftime: During the game's halftime intermission, the Buccaneers hosted a **Military Enlistment Ceremony for 200 inductees** of all service branches, **conducted by Lieutenant General Joseph Osterman**. The team also recognized honorary flag runner Tech Sergeant Butterfield and five airmen from the 927th Maintenance crew from MacDill Air Force Base during halftime.

Nominee for the 2017 NFL Salute to Service Award, presented by USAA: Buccaneers defensive tackle **Clinton McDonald** is once again the team's nominee for the NFL's *Salute to Service Award*, presented by USAA. With a deep family history of military service, including his grandfather who served in the Korean War; his father, a former Air Force engineer and Vietnam War veteran; his uncle, also a Vietnam veteran; and his brother, currently active duty Air Force, it is no surprise that a passion for supporting military families is at the heart of McDonald's community outreach.



McDonald (right), speaking to a service member before the 3rd Annual General H Norman Schwarzkopf Awards at One Buccaneer Place, May 24, 2017.

McDonald, a proud USAA member, was selected as a 2017 NFL spokesperson in the "USAA Member Voices" commercial campaign, as he believes the company shares the same qualities he stands for: loyalty, honor, and respect. Being raised in a military household, the same core principles are instilled in his family. For the past two years, McDonald has served as an honorary guest speaker at the Buccaneers General H Norman Schwarzkopf Military Family of the Year Awards at One Buccaneer Place. McDonald's outreach has also included participating in events at **James A. Haley Veterans' Hospital** and visiting troops at **MacDill Air Force Base**, amongst other outreach efforts.

Finalists for the *Salute to Service Award* presented by USAA will be announced in January 2018, and the recipient will be recognized during the week of Super Bowl LII in Minneapolis. USAA is the Official Military Appreciation Sponsor of the NFL.

Additional Salute to Service Game features:

- Players wearing helmet decals honoring military branches as well as the NFL Salute to Service ribbon;
- Salute to Service ribbon footballs, gloves, goal post wraps, pylons, wall banners and the words NFL Salute to Service written in the back of the end zone;
- Camouflage equipment for players, coaches and sideline personnel;
- Camouflage metal lapel pins for coaches and team executives; and a Salute to Service coin for the coin toss.

Game-worn Salute to Service merchandise and footballs will be auctioned at NFL.com/Auction. Special camouflage merchandise will be available at NFLShop.com and in select stadium retail stores, with 100 percent of the NFL's proceeds donated to the league's military non-profit partners. The NFL does not profit from the sale or auction of Salute to Service merchandise. For more information, visit nfl.com/salute.

For more information on the Buccaneers' Salute to Service initiatives, visit www.buccaneers.com/salute.

BUCCANEERS AND THE NFL CELEBRATE 10 YEARS OF GETTING KIDS ACTIVE AND HEALTHY THROUGH NFL PLAY 60

This fall, the NFL celebrates 10 years of getting kids active and healthy through NFL PLAY 60. As part of the celebrations, and as kids get back to sports, NFL teams will host PLAY 60-themed games and community activities during Weeks 3 and 4 of the 2017 season. From building fitness zones and playgrounds to hosting youth football clinics, NFL teams will help members of their community and children of all abilities get active for 60 minutes a day all year long.



In August, Jameis Winston hosted a Bucs Academy PLAY 60 clinic, welcoming 100 students from the team's Bucs Academy initiative to training camp where children exercised and enjoyed football drills after practice.

On October 1, when the Tampa Bay Buccaneers hosted the New York Giants at Raymond James Stadium, the organization celebrated PLAY 60 throughout the game. Local "Fuel Up to PLAY 60" Student Ambassadors from the Florida Dairy Council participated in pre-game activities, serving as honorary guests of the game during the coin toss and honorary flag runners to lead the Buccaneers onto the field. During halftime, the Tampa Bay Buccaneers also hosted two youth football games on-field. In addition, the Buccaneers and NFL PLAY 60 games throughout the league featured: team-customized PLAY 60 eye black for community groups and NFL PLAY 60 field stencils, banners and goal post wraps around the stadium.

"For the past decade, NFL PLAY 60 has been an important tool in ensuring that youth get the recommended amount of daily physical activity. It's important that young fans understand the benefits of exercise and have the resources to build a foundation for a lifetime of good health," said NFL Commissioner **ROGER GOODELL**. "We are proud of the achievements over the past decade and look forward to advancing progress through the implementation of innovative programs and new play spaces for youth in partnership with our teams, players and partner organizations."

Since 2007, the NFL has committed more than \$350 million to youth health and fitness through PLAY 60 programming, grants and media time for public service announcements. With the help of NFL teams, players and partner organizations, more than 2,000

PLAY 60 events are held annually, and more than 250 NFL Youth Fitness Zones have been constructed nationwide, providing millions of kids with access and resources to play. Thousands of NFL players have served as PLAY 60 Ambassadors and dedicate their time to getting youth in their communities more active through youth football clinics, school assemblies, PSAs and other community outreach activities.

Fans are encouraged to join the PLAY 60 celebration and show how they get active for 60 minutes a day using the hashtag #PLAY60 and tagging @NFLPLAY60 on Twitter for a chance to be featured on NFL.com/PLAY60.



On Sunday, the Buccaneers will once again host local youth football teams for a halftime scrimmage on the field at Raymond James Stadium.



In May 2017, linebacker Cameron Lynch, safeties Keith Tandy and Chris Conte, and defensive tackle Clinton McDonald visited Bing Elementary School to congratulate students and teachers for winning the 2017 Buccaneers PLAY 60 Challenge

BUCS CARE TREASURE CHESTS FINISH AT THE 50, POWERED BY JABIL

On Saturday, October 7, nearly 4,000 participants enjoyed perfect Florida weather for the fifth annual Bucs Care Treasure Chests Finish at the 50, powered by Jabil. The annual event has become an October tradition for the Buccaneers and helps kick off the NFL's A Crucial Catch: Intercept Cancer initiative in support of the team's commitment to raise funds for patient services and breast cancer research in the Tampa Bay area.



Glazer Family Foundation Co-President
Darcie Glazer Kassewitz

Buccaneers defensive end Will Gholston served as honorary starter for the race and was joined by his mother, Dawn Ward, a breast cancer survivor. "My mother and mentors of mine are breast cancer survivors and it's important to me to get the message out," said Gholston "This is a great cause and I am happy to support others in the fight and to bring more awareness."

Whether in honor of families, in honor of friends, or in honor of the Tampa Bay community, each participant shared one goal: Finish at the 50-yard line of Raymond James Stadium. This year's event featured the fan-favorite 5K, a new 1-Mile Fun Run and a 10K, with every participant running out of the tunnel and onto the field of their Tampa Bay Buccaneers. Every step offered more resources, awareness and hope for patients and families.

Glazer Family Foundation Co-President, Darcie Glazer Kassewitz, spoke on the continuing need for research and education. "Every two minutes a woman will be told she has breast cancer," said Glazer Kassewitz. "Today is meaningful to my family and we're happy to be able to support everybody on their path."

The Treasure Chests race has now contributed over \$180,000 from the Bucs Care Foundation with funds being utilized for breast cancer research and patient services through the American Cancer Society, Florida Cancer Specialists Foundation, Moffit Cancer Center and Florida Hospital Foundation.

In addition to the race, each entry included a game ticket to watch the Buccaneers host the Carolina Panthers on October 29 for the Crucial Catch game. The first 500 race entries get even closer to the action, as they will take part in an on-field halftime experience. The game will feature pink game apparel worn by players, coaches and referees.

The Bucs Care Foundation is focused on enhancing the lives of Bay Area residents through engaging programming and initiatives; including breast cancer awareness with the annual Treasure Chest Finish at the 50: 5K, 10K, Fun Run & Corporate Challenge.



STRENGTH OF THE SOUTH

Over the previous 15 seasons, one could argue that the toughest division in the NFL is the NFC South. Since realignment in 2002, the NFC South is the only division to not only have each of its teams make a conference championship appearance, but have all four teams make it to the Super Bowl. The NFC East, NFC West and AFC West are the only other divisions to have all four teams earn a division championship since realignment.

The NFC South has also been represented nine times in a conference championship game, the best in the NFC and the second-most in the NFL. The NFC South is also tied for the second-most appearances in the Super Bowl (5), tied for the most by any NFC division. In 2016, The NFC South became the first division since realignment to have all four of its teams play in the Super Bowl, with Tampa Bay (XXXVII), Atlanta (LI), Carolina (XXXVIII & 50) and New Orleans (XLIV) all making it.

SUPER BOWL APPEARANCES & WINS SINCE 2002

Division	Appearances	Wins
AFC East	6	4
NFC South	5	2
NFC West	5	1
AFC North	4	3
NFC East	3	2
AFC South	2	1
NFC North	2	1
AFC West	3	1

CONFERENCE CHAMPIONSHIP GAME APPEARANCES SINCE 2002

Division	Number
AFC East	12
NFC South	9
NFC West	8
AFC North	7
NFC East	6
NFC North	6
AFC South	5
AFC West	5

The NFC South is also one of only two divisions to have more than one team win a Super Bowl (Tampa Bay, New Orleans), since 2002, joining the AFC North. The NFC South has had a very even split of division champions, with all four of the teams having captured at least three division titles.

NFC SOUTH DIVISION TITLES SINCE 2002

Team	Number
Carolina	5
Atlanta	4
Tampa Bay	3
New Orleans	3

In 2010, the NFC South recorded another impressive feat, as they were the only division to have three teams finish with a winning record, with three of the four teams finish with a double-digit win total (Atlanta – 13-3; New Orleans – 11-5; Tampa Bay – 10-6). It marked just the second time, dating back to realignment in 2002, that a division has had three teams with double-digit wins in the same season (also the AFC South in 2007). The feat was matched by the NFC North in 2012, the NFC West in 2013 and the AFC North in 2014.

In 2008, the NFC South again showed its overall strength, as it finished as one of only three divisions in the League to have three of its four teams with a record of 9-7 or better (also AFC East and NFC East) and is one of two divisions to have all of its teams at 8-8 or better (also NFC East). The NFC South also finished with a remarkable 27-5 overall home record in 2008, the best combined home winning percentage by a division in NFL history (.844), with the next best division last season, the NFC East, holding an 23-9 record at home. The South was also a near-perfect 11-1 at home when facing other South division opponents in 2008. The Bucs contributed significantly to that mark, as they finished 6-2 at home, winning their first six games at Raymond James Stadium in 2008.

BEST COMBINED HOME RECORD BY A DIVISION IN NFL HISTORY

Year	Division	Record	Pct.
2008	NFC South	27-5	.844
2003	NFC West	26-6	.813
1988	AFC Central	25-7	.781
1971	AFC West	20-6-2	.769*
1988	AFC East	30-9-1	.763
1976	AFC Central	21-7	.750
1995	NFC Central	30-10	.750
2013	NFC West	24-8	.750

*Prior to 1972, tie games were not counted in winning percentage.

2017 TAMPA BAY BUCCANEERS UNOFFICIAL DEPTH CHART

OFFENSE

WR	11 DeSean Jackson	10 Adam Humphries	16 Freddie Martino
TE	84 Cameron Brate	<u>82 Antony Auclair</u>	
LT	76 Donovan Smith	66 Leonard Wester	
LG	64 Kevin Pamphile	62 Evan Smith	
C	62 Evan Smith	68 Joe Hawley	
RG	73 J.R. Sweezy	62 Evan Smith	
RT	77 Caleb Benenoch	67 Mike Liedtke	
WR	13 Mike Evans	<u>12 Chris Godwin</u>	<u>85 Bobo Wilson</u>
TE	<u>80 O.J. Howard</u>	45 Alan Cross	
QB	3 Jameis Winston	14 Ryan Fitzpatrick	4 Ryan Griffin
RB	22 Doug Martin	32 Jacquizz Rodgers	34 Charles Sims III 25 Peyton Barber

DEFENSE

DE	91 Robert Ayers Jr.	94 Will Clarke	<u>79 Patrick O'Connor</u>
DT	93 Gerald McCoy	96 Sealver Siliga	
DT	90 Chris Baker	98 Clinton McDonald	
DE	92 William Gholston	95 Ryan Russell	
SLB	<u>51 Kendell Beckwith</u>	59 Devante Bond	
MLB	58 Kwon Alexander	53 Adarius Glanton	
WLB	54 Lavonte David		
CB	28 Vernon Hargreaves III	36 Robert McClain	27 Deji Olatoye
CB	24 Brent Grimes	29 Ryan Smith	35 Javien Elliott
S	23 Chris Conte	37 Keith Tandy	
S	<u>21 Justin Evans</u>	43 T.J. Ward	26 Josh Robinson

SPECIALISTS

P	9 Bryan Anger		
PK	7 Patrick Murray		
KO	7 Patrick Murray		
H	9 Bryan Anger		
LS	65 Garrison Sanborn	53 Adarius Glanton	
PR	10 Adam Humphries	28 Vernon Hargreaves III	
KR	32 Jacquizz Rodgers	29 Ryan Smith	<u>21 Justin Evans</u>

Rookies Underlined

() Denotes Injury

2017 TAMPA BAY BUCCANEERS PRONUNCIATION GUIDE

PLAYERS

Antony Auclair	Anthony Oh-claire
Caleb Benenoch	ben-en-KNOCK
Chris Conte	con-tee
Lavonte David	luh-VON-tay
Javien Elliott	jay-vee-un
William Gholston	GOAL-ston
Adarius Glanton	Uh-Dare-E-Us
Mike Liedtke	lid-key
Deji Olatoye	Day-zhee OH-la-toy-aye
Kevin Pamphile	PAM-feel

Jacquizz Rodgers	JAH-quiz
Sealver Siliga	silver suh-LING-uh
COACHES	
Mike Bajakian	buh-JAKE-ian
Dave Borgonzi	bore-GON-zee
Danny Breyer	BRY-er
Nate Kaczor	Kat-sir
Dirk Koetter	Cutter
Todd Monken	Munk-in
Andrew Weidinger	why-ding-er

2017 TAMPA BAY BUCCANEERS NUMERICAL ROSTER

(as of 12/6/17)

No.	Name	Pos.	Ht.	Wt.	Age	NFL Exp.	College	Hometown	How Acq.		
3	Jameis Winston	QB	6-4	76	231	1/6/1994	23	3	Florida State	Bessemer, AL	D1-'15
4	Ryan Griffin	QB	6-5	77	210	11/17/1989	28	4	Tulane	Westlake Village, CA	W (NO)-'15
7	Patrick Murray	K	5-7	67	182	6/22/1991	26	4	Fordham	Mawah, NJ	FA-'17
9	Bryan Anger	P	6-3	75	205	10/6/1988	29	6	California	Camarillo, CA	UFA (JAC)-'16
10	Adam Humphries	WR	5-11	71	195	6/24/1993	24	3	Clemson	Spartanburg, SC	FA-'15
11	DeSean Jackson	WR	5-10	70	175	12/1/1986	31	10	California	Long Beach, CA	UFA (WAS)-'17
12	Chris Godwin	WR	6-1	73	209	2/27/1996	21	R	Penn State	Middletown, DE	D3a-'17
13	Mike Evans	WR	6-5	77	231	8/21/1993	24	4	Texas A&M	Galveston, TX	D1-'14
14	Ryan Fitzpatrick	QB	6-2	74	223	11/24/1982	35	13	Harvard	Gilbert, AZ	UFA (NYJ)-'17
16	Freddie Martino	WR	6-0	72	195	9/7/1991	26	2	North Greenville	North, SC	FA-'16
21	Justin Evans	S	6-0	72	199	8/26/1995	22	R	Texas A&M	Wiggins, MS	D2-'17
22	Doug Martin	RB	5-9	69	223	1/13/1989	28	6	Boise State	Oakland, CA	D1b-'12
23	Chris Conte	S	6-2	74	203	2/23/1989	28	7	California	Los Angeles, CA	UFA (CHI)-'15
24	Brent Grimes	CB	5-10	70	185	7/19/1983	34	11	Shippensburg	Philadelphia, PA	FA-'16
25	Peyton Barber	RB	5-11	71	225	2/27/1994	23	2	Auburn	Alpharetta, GA	FA-'16
26	Josh Robinson	DB	5-10	70	200	1/8/1991	26	6	UCF	Sunrise, FL	UFA (MIN)-'16
27	Deji Olatoye	CB	6-1	73	205	7/20/1991	26	3	North Carolina A&T	Dublin, OH	FA-'17
28	Vernon Hargreaves III	CB	5-10	70	204	6/3/1995	22	2	Florida	Tampa, FL	D1-'16
29	Ryan Smith	CB	5-11	71	189	9/7/1993	24	2	North Carolina Central	Upper Marlboro, MD	D4-'16
32	Jacquizz Rodgers	RB	5-6	66	205	2/6/1990	27	7	Oregon State	Richmond, TX	FA-'16
34	Charles Sims III	RB	6-0	72	211	9/19/1990	27	4	West Virginia	Houston, TX	D3-'14
35	Javien Elliott	CB	5-11	71	176	7/18/1993	24	2	Florida State	Panama City, FL	FA-'16
36	Robert McClain	CB	5-9	69	195	7/22/1988	29	6	Connecticut	Lusby, MD	UFA (LAC)-'17
37	Keith Tandy	S	5-10	70	205	2/12/1989	28	6	West Virginia	Hopkinsville, KY	D6-'12
43	T.J. Ward	S	5-10	70	200	12/12/1986	31	8	Oregon	Antioch, CA	FA-'17
45	Alan Cross	TE	6-1	73	235	5/2/1993	24	2	Memphis	Millington, TN	FA-'16
51	Kendell Beckwith	LB	6-2	74	243	12/2/1994	23	R	LSU	Clinton, LA	D3b-'17
53	Adarius Glanton	LB	6-1	73	230	9/21/1990	27	3	Florida Atlantic	Oakland, FL	FA-'15
54	Lavonte David	LB	6-1	73	233	1/23/1990	27	6	Nebraska	Miami, FL	D2-'12
58	Kwon Alexander	LB	6-1	73	227	8/3/1994	23	3	LSU	Oxford, AL	D4-'15
59	Devante Bond	LB	6-1	73	236	7/3/1993	24	2	Oklahoma	Sacramento, CA	D6a-'16
62	Evan Smith	OL	6-2	74	308	7/19/1986	31	8	Idaho State	Salinas, CA	UFA (GB)-'14
64	Kevin Pampfile	G	6-5	77	315	11/27/1990	27	4	Purdue	Miami, FL	D5b-'14
65	Garrison Sanborn	LS	6-1	73	240	7/31/1985	32	9	Florida State	Tampa, FL	FA-'17
66	Leonard Wester	T	6-6	78	305	1/3/1993	24	2	Missouri Western	Mt. Union, IA	FA-'16
67	Mike Liedtke	OL	6-3	75	305	1/15/1992	25	1	Illinois State	Woodstock, IL	FA-'16
68	Joe Hawley	C	6-3	75	302	10/22/1988	29	8	UNLV	Bakersfield, CA	FA-'15
73	J.R. Sweezy	G	6-5	77	298	4/8/1989	28	5	North Carolina State	Mooresville, NC	UFA (SEA)-'16
76	Novovan Smith	T	6-6	78	338	6/23/1993	24	3	Penn State	Owings Mills, MD	D2a-'15
77	Caleb Benenoch	OL	6-5	77	305	8/8/1994	23	2	UCLA	Katy, TX	D5-'16
79	Patrick O'Connor	DE	6-4	76	270	11/1/1993	24	R	Eastern Michigan	Chicago, IL	FA-'17
80	O.J. Howard	TE	6-6	78	251	11/19/1994	23	R	Alabama	Prattville, AL	D1-'17
82	Antony Auclair	TE	6-6	78	256	5/28/1993	24	R	Laval	Motreal, Quebec	FA-'17
84	Cameron Brate	TE	6-5	77	245	7/3/1991	26	3	Harvard	Naperville, IL	FA-'15
85	Bobo Wilson	WR	5-9	69	186	1/25/1995	22	R	Florida State	Miami, FL	FA-'17
90	Chris Baker	DT	6-2	74	320	10/8/1987	30	6	Hampton	Windsor, CT	UFA (WAS)-'17
91	Robert Ayers Jr.	DE	6-3	75	275	9/6/1985	32	9	Tennessee	Jersey City, NJ	UFA (NYG)-'16
92	William Gholston	DE	6-6	78	281	7/31/1991	26	5	Michigan State	Detroit, MI	D4b-'13
93	Gerald McCoy	DT	6-4	76	300	2/25/1988	29	8	Oklahoma	Oklahoma City, OK	D1-'10
94	Will Clarke	DL	6-6	78	275	5/4/1991	26	4	West Virginia	Pittsburgh, PA	FA-'17
95	Ryan Russell	DE	6-5	77	275	1/17/1992	25	3	Purdue	Carrollton, TX	FA-'16
96	Sealver Siliga	DT	6-2	74	345	4/26/1990	27	5	Utah	West Jordan, UT	W (SEA)-'16
98	Clinton McDonald	DT	6-2	74	297	1/6/1987	30	8	Memphis	Jacksonville, AR	UFA (SEA)-'14

PRACTICE SQUAD

No.	Name	Pos.	Ht.	Wt.	Age	NFL Exp.	College	HS Hometown	How Acq.		
30	Maurice Fleming	CB	5-11	71	202	12/6/1993	24	R	West Virginia	Chicago, IL	FA-'17
31	Cody Riggs	DB	5-9	69	187	12/30/1991	25	2	Notre Dame	Fort Lauderdale, FL	FA-'16
39	Isaiah Johnson	S	6-0	72	209	10/14/1992	25	1	South Carolina	Cary, NC	FA-'16
49	Riley Bullough	LB	6-2	74	228	11/23/1993	24	R	Michigan State	Traverse City, MI	FA-'17
50	Eric Nzeocha	LB	6-3	75	218	4/1/1993	24	R	Wyoming	Neusitz, Germany	INTFA-'17
60	Brad Seaton	T	6-8	80	325	11/23/1993	24	R	Villanova	Greenwich, CT	FA-'17
61	Sterling Bailey	DE	6-3	75	296	9/13/1992	25	1	Georgia	Gainesville, GA	FA-'17
70	Patrick Gamble	DE	6-5	77	277	2/2/1994	23	R	Georgia Tech	Carrollton, GA	FA-'17
71	Channing Ward	DE	6-4	76	279	9/17/1992	25	2	Mississippi	Aberdeen, MS	FA-'16
78	Givens Price	T	6-4	76	310	10/3/1994	23	1	Nebraska	Houston, TX	FA-'17
89	Jake Lampman	WR	6-0	72	205	6/11/1993	24	2	Ferris State	Haslett, MI	FA-'17

INJURED RESERVE

No.	Name	Pos.	Ht.	Wt.	Age	NFL Exp.	College	HS Hometown	How Acq.		
2	Nick Folk	K	6-1	73	222	11/5/1984	33	11	Arizona	Hollywood, CA	FA-'17
57	Noah Spence	DE	6-2	74	251	1/8/1994	23	2	Eastern Kentucky	Harrisburg, PA	D2a-'16
69	Demar Dotson	T	6-9	81	315	10/11/1985	32	9	Southern Miss	Alexandria, LA	FA-'09
72	Justin Trattou	DE	6-4	76	258	8/28/1988	29	6	Florida	Ramsey, NJ	FA-'17
74	Ali Marpet	C	6-4	76	307	4/17/1993	24	3	Hobart	Hastings-on-Hudson, NY	D2b-'15
75	DaVonte Lambert	DL	6-2	74	282	6/23/1994	23	2	Auburn	Keysville, GA	FA-'16
97	Stevie Tu'ikolovatu	DT	6-1	73	320	6/28/1991	26	R	USC	Salt Lake City, UT	D7-'17

PRACTICE SQUAD INJURED RESERVE

No.	Name	Pos.	Ht.	Wt.	Age	NFL Exp.	College	HS Hometown	How Acq.		
78	Marquis Lucas	T	6-4	76	313	3/25/1993	24	1	West Virginia	Miami, FL	W (ATL)-'17

Head Coach: Dirk Koetter

Assistant Coaches: Nate Kaczor (special teams coordinator); Todd Monken (offensive coordinator/wide receivers); Mike Smith (defensive coordinator); Mike Bajakian (quarterbacks); Butch Barry (assistant offensive line); Danny Breyer (defensive assistant); Dave Borgetti (defensive quality control); Mark Duffner (linebackers); Skyler Fulton (offensive assistant); Zack Grossi (offensive quality control); Jay Hayes (defensive line); Jon Hoke (secondary); Dave Kennedy (head strength and conditioning); Brett Maxie (defensive backs); Carlos Polk (assistant special teams); Tim Spencer (running backs); Paul Spicer (assistant defensive line); Ben Steele (tight ends); Joe Vaughn (assistant strength and conditioning); Chad Wade (assistant strength and conditioning); George Warhop (run game coordinator/offensive line); Andrew Weidinger (assistant wide receivers/game management)

2017 TAMPA BAY BUCCANEERS ALPHABETICAL ROSTER

(as of 12/10/17)

No.	Name	Pos.	Ht.	Wt.	Birthdate	NFL Exp.	College	Hometown	17 GP/GS
58	Alexander, Kwon	LB	6-1	227	8/3/1994	3	LSU	Oxford, AL	9/9
9	Anger, Bryan	P	6-3	205	10/6/1988	6	California	Camarillo, CA	13/0
82	Auclair, Antony	TE	6-6	256	5/28/1993	R	Laval	Quebec, Canada	5/1
91	Ayers Jr., Robert	DE	6-3	275	9/6/1985	9	Tennessee	Jersey City, NJ	11/9
90	Baker, Chris	DT	6-2	320	10/8/1987	6	Hampton	Windsor, CT	12/12
25	Barber, Peyton	RB	5-11	225	2/27/1994	2	Auburn	Alpharetta, GA	13/1
51	Beckwith, Kendall	LB	6-2	243	12/2/1994	R	LSU	Clinton, LA	13/7
77	Benenoch, Caleb	OL	6-5	305	8/8/1994	2	UCLA	Katy, TX	10/2
59	Bond, Devante	LB	6-1	236	7/3/1993	2	Oklahoma	Sacramento, CA	12/2
84	Brate, Cameron	TE	6-5	245	7/3/1991	3	Harvard	Naperville, IL	13/4
94	Clarke, Will	DL	6-6	275	5/4/1991	4	West Virginia	Pittsburgh, PA	13/0
23	Conte, Chris	S	6-2	203	2/23/1989	7	California	Los Angeles, CA	13/11
45	Cross, Alan	TE	6-1	235	5/2/1993	2	Memphis	Millington, TN	5/3
54	David, Lavonte	LB	6-1	233	1/23/1990	6	Nebraska	Miami, FL	11/11
35	Elliott, Javien	CB	5-11	176	7/18/1993	2	Florida State	Panama City, FL	12/0
21	Evans, Justin	S	6-0	199	8/26/1995	R	Texas A&M	Wiggins, MS	13/10
13	Evans, Mike	WR	6-5	231	8/21/1993	4	Texas A&M	Galveston, TX	12/12
14	Fitzpatrick, Ryan	QB	6-2	223	11/24/1982	13	Harvard	Gilbert, AZ	6/3
92	Gholston, William	DE	6-6	281	7/31/1991	5	Michigan State	Detroit, MI	11/8
53	Glanon, Adarius	LB	6-1	230	9/21/1990	3	Florida Atlantic	Lakeland, FL	13/3
12	Godwin, Chris	WR	6-1	209	2/27/1996	R	Penn State	Middletown, DE	13/1
4	Griffin, Ryan	QB	6-5	210	11/17/1989	4	Tulane	Westlake Village, CA	0/0
24	Grimes, Brent	CB	5-10	185	7/19/1983	11	Shippensburg	Philadelphia, PA	10/10
28	Hargreaves III, Vernon	CB	5-10	204	6/3/1995	2	Florida	Tampa, FL	9/8
68	Hawley, Joe	C	6-3	302	10/22/1988	8	UNLV	Bakersfield, CA	1/0
80	Howard, O.J.	TE	6-6	251	11/19/1994	R	Alabama	Prattville, AL	13/13
10	Humphries, Adam	WR	5-11	195	6/24/1993	3	Clemson	Spartanburg, SC	13/2
11	Jackson, DeSean	WR	5-10	175	12/1/1986	10	California	Long Beach, CA	13/12
67	Liedtke, Mike	OL	6-3	305	1/15/1992	1	Illinois State	Woodstock, IL	0/0
22	Martin, Doug	RB	5-9	223	1/13/1989	6	Boise State	Oakland, CA	9/8
16	Martino, Freddie	WR	6-0	195	9/7/1991	2	North Greenville	North, SC	5/0
36	McClain, Robert	CB	5-9	195	7/22/1988	6	Connecticut	Lusby, MD	11/7
93	McCoy, Gerald	DT	6-4	300	2/25/1988	8	Oklahoma	Oklahoma City, OK	13/13
98	McDonald, Clinton	DT	6-2	297	1/6/1987	8	Memphis	Jacksonville, AR	11/1
7	Murray, Patrick	K	5-7	182	6/22/1991	4	Fordham	Mahway, NJ	9/0
79	O'Connor, Patrick	DE	6-4	270	11/1/1993	R	Eastern Michigan	Chicago, IL	2/0
27	Olatoye, Deji	CB	6-1	205	7/20/1991	3	North Carolina A&T	Dublin, OH	5/0*
64	Pamphile, Kevin	G	6-5	310	11/27/1990	4	Purdue	Miami, FL	13/12
26	Robinson, Josh	DB	5-10	200	1/8/1991	6	UCF	Sunrise, FL	8/0
32	Rodgers, Jacquizz	RB	5-6	205	2/6/1990	7	Oregon State	Richmond, TX	13/4
95	Russell, Ryan	DE	6-5	275	11/17/1992	3	Purdue	Carrllton, TX	11/5
65	Sanborn, Garrison	LS	6-1	240	7/31/1985	9	Florida State	Tampa, FL	13/0
96	Siliga, Sealver	DT	6-2	345	4/26/1990	5	Utah	West Jordan, UT	5/0
34	Sims III, Charles	RB	6-0	211	9/19/1990	4	West Virginia	Houston, TX	13/0
76	Smith, Donovan	T	6-6	338	6/23/1993	3	Penn State	Owings Mills, MD	13/13
62	Smith, Evan	OL	6-2	308	7/19/1986	8	Idaho State	Salinas, CA	12/3
29	Smith, Ryan	CB	5-11	189	9/7/1993	2	North Carolina Central	Upper Marlboro, MD	13/8
73	Sweezy, J.R.	G	6-5	298	4/8/1989	5	North Carolina State	Mooresville, NC	13/13
37	Tandy, Keith	S	5-10	205	2/12/1989	6	West Virginia	Hopkinsville, KY	11/3
43	Ward, T.J.	S	5-10	200	12/12/1986	8	Oregon	Antioch, CA	9/2
66	Wester, Leonard	T	6-6	305	1/3/1993	2	Missouri Western	Mt. Union, IA	5/0
85	Wilson, Bobo	WR	5-9	186	1/25/1995	R	Florida State	Miami, FL	1/0
3	Winston, Jameis	QB	6-4	231	1/6/1994	3	Florida State	Bessemer, AL	10/10

* Olatoye played 2 games with Atlanta

PRACTICE SQUAD

No.	Name	Pos.	Ht.	Wt.	Birthdate	NFL Exp.	College	HS Hometown	17 GP/GS
61	Bailey, Sterling	DE	6-3	296	9/13/1992	1	Georgia	Gainesville, GA	0/0
49	Bullough, Riley	LB	6-2	228	11/23/1993	R	Michigan State	Traverse City, MI	0/0
30	Fleming, Maurice	CB	5-11	202	12/6/1993	R	West Virginia	Chicago, IL	0/0
70	Gamble, Patrick	DE	6-5	277	2/2/1994	R	Georgia Tech	Carrllton, GA	0/0
39	Johnson, Isaiah	S	6-0	209	10/14/1992	1	South Carolina	Cary, NC	2/0
89	Lampman, Jake	WR	6-0	205	6/11/1993	2	Ferris State	Haslett, MI	0/0
50	Nzeocha, Eric	LB	6-3	218	4/1/1993	R	Wyoming	Neusitz, Germany	0/0
78	Price, Givens	T	6-4	310	10/3/1994	1	Nebraska	Houston, TX	0/0
31	Riggs, Cody	DB	5-9	187	12/30/1991	2	Notre Dame	Fort Lauderdale, FL	3/0*
60	Seaton, Brad	T	6-8	325	11/23/1993	R	Villanova	Greenwich, CT	0/0
71	Ward, Channing	DE	6-4	279	9/17/1992	2	Mississippi	Aberdeen, MS	0/0

INJURED RESERVE

No.	Name	Pos.	Ht.	Wt.	Birthdate	NFL Exp.	College	HS Hometown	17 GP/GS
69	Dotson, Demar	T	6-9	315	10/11/1985	9	Southern Miss	Alexandria, LA	11/11
2	Folk, Nick	K	6-1	222	11/5/1984	11	Arizona	Hollywood, CA	4/0
75	Lambert, DaVonte	DL	6-2	282	6/23/1994	2	Auburn	Keysville, GA	0/0
74	Marpet, Ali	C	6-4	307	4/17/1993	3	Hobart	Hastings-on-Hudson, NY	11/11
57	Spence, Noah	DE	6-2	251	1/8/1994	2	Eastern Kentucky	Harrisburg, PA	6/3
72	Traittou, Justin	DE	6-4	258	8/28/1988	6	Florida	Ramsey, NJ	0/0
97	Tu'ikolovatu, Stevie	DT	6-1	320	6/28/1991	R	USC	Salt Lake City, UT	0/0

PRACTICE SQUAD INJURED RESERVE

No.	Name	Pos.	Ht.	Wt.	Birthdate	NFL Exp.	College	HS Hometown	17 GP/GS
78	Lucas, Marquis	T	6-4	313	3/25/1993	1	West Virginia	Miami, FL	0/0

Head Coach: Dirk Koetter

Assistant Coaches: Nate Kaczor (special teams coordinator); Todd Monken (offensive coordinator/wide receivers); Mike Smith (defensive coordinator); Mike Bajakian (quarterbacks); Butch Barry (assistant offensive line); Danny Breyer (defensive assistant); Dave Borgonzi (defensive quality control); Mark Duffner (linebackers); Skyler Fulton (offensive assistant); Zack Grossi (offensive quality control); Jay Hayes (defensive line); Jon Hoke (secondary); Dave Kennedy (head strength and conditioning); Brett Maxie (defensive backs); Carlos Polk (assistant special teams); Tim Spencer (running backs); Paul Spicer (assistant defensive line); Ben Steele (tight ends); Joe Vaughn (assistant strength and conditioning); Chad Wade (assistant strength and conditioning); George Warhop (run game coordinator/offensive line); Andrew Weidinger (assistant wide receivers/game management)

2017 TAMPA BAY BUCCANEERS ROSTER BY POSITION

(as of 12/2/17)

No.	Name	Pos.	College	Ht.	Wt.	Age	NFL Exp.
<u>Defensive Linemen (9)</u>							
91	Robert Ayers Jr.	DE	Tennessee	6-3	275	32	9
90	Chris Baker	DT	Hampton	6-2	320	30	6
94	Will Clarke	DL	West Virginia	6-6	275	26	4
92	William Gholston	DE	Michigan State	6-6	281	26	5
93	Gerald McCoy	DT	Oklahoma	6-4	300	29	8
98	Clinton McDonald	DT	Memphis	6-2	297	30	8
79	Patrick O'Conner	DE	Eastern Michigan	6-4	270	24	R
95	Ryan Russell	DE	Purdue	6-5	275	25	3
96	Sealver Siliga	DT	Utah	6-2	345	27	5
<u>Linebacker (5)</u>							
58	Kwon Alexander	LB	LSU	6-1	227	23	3
51	Kendell Beckwith	LB	LSU	6-2	243	23	R
59	Devante Bond	LB	Oklahoma	6-1	236	24	2
54	Lavonte David	LB	Nebraska	6-1	233	27	6
53	Adarius Glanton	LB	Florida Atlantic	6-1	230	27	3
<u>Cornerback (6)</u>							
35	Javien Elliott	CB	Florida State	5-11	176	24	2
24	Brent Grimes	CB	Shippensburg	5-10	185	34	11
28	Vernon Hargreaves III	CB	Florida	5-10	204	22	2
36	Robert McClain	CB	Connecticut	5-9	195	29	6
27	Deji Olatoye	CB	North Carolina A&T	6-1	205	26	3
29	Ryan Smith	CB	North Carolina Central	5-11	189	24	2
<u>Safety (5)</u>							
23	Chris Conte	S	California	6-2	203	28	7
21	Justin Evans	S	Texas A&M	6-0	199	22	R
26	Josh Robinson	DB	UCF	5-10	200	26	7
37	Keith Tandy	S	West Virginia	5-10	205	28	6
43	T.J. Ward	S	Oregon	5-10	200	31	8
<u>Long Snapper (1)</u>							
65	Garrison Sanborn	LS	Florida State	6-1	240	32	9
<u>Punter (1)</u>							
9	Bryan Anger	P	California	6-3	205	29	6
<u>Kicker (1)</u>							
7	Patrick Murray	K	Fordham	5-7	182	26	4
<u>Offensive Line (8)</u>							
77	Caleb Benenoch	OL	UCLA	6-5	305	23	2
68	Joe Hawley	C	UNLV	6-3	302	29	8
67	Mike Liedtke	OL	Illinois State	6-3	305	25	1
64	Kevin Pamphile	G	Purdue	6-5	310	27	4
76	Donovan Smith	T	Penn State	6-6	338	24	3
62	Evan Smith	OL	Idaho State	6-2	308	31	8
73	J.R. Sweezy	G	North Carolina State	6-5	298	28	5
66	Leonard Wester	T	Missouri Western	6-6	305	24	2
<u>Tight End (4)</u>							
82	Antony Auclair	TE	Lavar	6-6	256	24	R
84	Cameron Brate	TE	Harvard	6-5	235	26	3
45	Alan Cross	TE	Memphis	6-1	235	24	2
80	O.J. Howard	TE	Alabama	6-6	251	23	R
<u>Running Back (4)</u>							
25	Peyton Barber	RB	Auburn	5-11	225	23	2
22	Doug Martin	RB	Boise State	5-9	223	28	6
32	Jacquizz Rodgers	RB	Oregon State	5-6	205	27	7
34	Charles Sims III	RB	West Virginia	6-0	211	27	4
<u>Wide Receiver (6)</u>							
13	Mike Evans	WR	Texas A&M	6-5	231	24	4
12	Chris Godwin	WR	Penn State	6-1	209	21	R
10	Adam Humphries	WR	Clemson	5-11	195	24	3
11	DeSean Jackson	WR	California	5-10	175	31	10
16	Freddie Martino	WR	North Greenville	6-0	195	26	2
85	Bobo Wilson	WR	Florida State	5-9	186	22	R
<u>Quarterback (3)</u>							
14	Ryan Fitzpatrick	QB	Harvard	6-2	223	35	13
4	Ryan Griffin	QB	Tulane	6-5	210	28	4
3	Jameis Winston	QB	Florida State	6-4	231	23	3

2017 TAMPA BAY BUCCANEERS BY EXPERIENCE

(as of 12/2/17)
How Acq.

No.	Name	Pos.	Ht.	Wt.		Age	NFL Exp.	College	Hometown	How Acq.
13th Year (1)										
14	Fitzpatrick, Ryan	QB	6-2	223	11/24/1982	35	13	Harvard	Gilbert, AZ	UFA (NYJ)-'17
11th Year (1)										
24	Grimes, Brent	CB	5-10	185	7/19/1983	34	11	Shippensburg	Philadelphia, PA	FA-'16
10th Year (1)										
11	Jackson, DeSean	WR	5-10	175	12/1/1986	31	10	California	Long Beach, CA	UFA (WAS)-'17
9th Year (2)										
91	Ayers Jr., Robert	DE	6-3	275	9/6/1985	32	9	Tennessee	Jersey City, NJ	UFA (NYG)-'16
65	Sanborn, Garrison	LS	6-1	240	7/31/1985	32	9	Florida State	Tampa, FL	FA-'17
8th Year (5)										
68	Hawley, Joe	C	6-3	302	10/22/1988	29	8	UNLV	Bakersfield, CA	FA-'15
93	McCoy, Gerald	DT	6-4	300	2/25/1988	29	8	Oklahoma	Oklahoma City, OK	D1-'10
98	McDonald, Clinton	DT	6-2	297	1/6/1987	30	8	Memphis	Jacksonville, AR	UFA (SEA)-'14
62	Smith, Evan	OL	6-2	308	7/19/1986	31	8	Idaho State	Salinas, CA	UFA (GB)-'14
43	Ward, T.J.	S	5-10	200	12/12/1986	31	8	Oregon	Antioch, CA	FA-'17
7th Year (2)										
23	Conte, Chris	S	6-2	203	2/23/1989	28	7	California	Los Angeles, CA	UFA (CHI)-'15
32	Rodgers, Jacquizz	RB	5-6	205	2/6/1990	27	7	Oregon State	Richmond, TX	FA-'16
6th Year (7)										
9	Anger, Bryan	P	6-3	205	10/6/1988	29	6	California	Camarillo, CA	UFA (JAC)-'16
90	Baker, Chris	DT	6-2	320	10/8/1987	30	6	Hampton	Windsor, CT	UFA (WAS)-'17
54	David, Lavonte	LB	6-1	233	1/23/1990	27	6	Nebraska	Miami, FL	D2-'12
22	Martin, Doug	RB	5-9	223	1/13/1989	28	6	Boise State	Oakland, CA	D1b-'12
36	McClain, Robert	CB	5-9	195	7/22/1988	29	6	Connecticut	Lusby, MD	UFA (LAC)-'17
26	Robinson, Josh	DB	5-10	200	1/8/1991	26	6	UCF	Sunrise, FL	UFA (MIN)-'16
37	Tandy, Keith	S	5-10	205	2/12/1989	28	6	West Virginia	Hopkinsville, KY	D6-'12
5th Year (3)										
92	Gholston, William	DE	6-6	281	7/31/1991	26	5	Michigan State	Detroit, MI	D4b-'13
96	Silliga, Sealver	DT	6-2	345	4/26/1990	27	5	Utah	West Jordan, UT	W (SEA)-'16
73	Sweezy, J.R.	G	6-5	298	4/8/1989	28	5	North Carolina State	Mooresville, NC	UFA (SEA)-'16
4th Year (6)										
94	Clarke, Will	DL	6-6	275	5/4/1991	26	4	West Virginia	Pittsburgh, PA	FA-'17
13	Evans, Mike	WR	6-5	231	8/21/1993	24	4	Texas A&M	Galveston, TX	D1-'14
4	Griffin, Ryan	QB	6-5	210	11/17/1989	28	4	Tulane	Westlake Village, CA	W (NO)-'15
7	Murray, Patrick	K	5-7	182	6/22/1991	26	4	Fordham	Mahwah, NJ	FA-'17
64	Pamphile, Kevin	G	6-5	310	11/27/1990	27	4	Purdue	Miami, FL	D5b-'14
34	Sims III, Charles	RB	6-0	211	9/19/1990	27	4	West Virginia	Houston, TX	D3-'14
3rd Year (8)										
58	Alexander, Kwon	LB	6-1	227	8/3/1994	23	3	LSU	Oxford, AL	D4-'15
84	Brate, Cameron	TE	6-5	235	7/3/1991	26	3	Harvard	Naperville, IL	FA-'15
53	Glanton, Adarius	LB	6-1	230	9/21/1990	27	3	Florida Atlantic	Lakeland, FL	FA-'15
10	Humphries, Adam	WR	5-11	195	6/24/1993	24	3	Clemson	Spartanburg, SC	FA-'15
27	Olatoye, Deji	CB	6-1	205	7/20/1991	26	3	North Carolina A&T	Dublin, OH	FA-'17
95	Russell, Ryan	DE	6-5	275	1/17/1992	25	3	Purdue	Carrollton, TX	FA-'16
76	Smith, Donovan	T	6-6	338	6/23/1993	24	3	Penn State	Owings Mills, MD	D2a-'15
3	Winston, Jameis	QB	6-4	231	1/6/1994	23	3	Florida State	Bessemer, AL	D1-'15
2nd Year (9)										
25	Barber, Peyton	RB	5-11	225	2/27/1994	23	2	Auburn	Alpharetta, GA	FA-'16
77	Benenoch, Caleb	OL	6-5	305	8/8/1994	23	2	UCLA	Katy, TX	D5-'16
59	Bond, Devante	LB	6-1	236	7/3/1993	24	2	Oklahoma	Sacramento, CA	D6a-'16
45	Cross, Alan	TE	6-1	235	5/2/1993	24	2	Memphis	Millington, TN	FA-'16
35	Elliott, Javien	CB	5-11	176	7/18/1993	24	2	Florida State	Panama City, FL	FA-'16
28	Hargreaves III, Vernon	CB	5-10	204	6/3/1995	22	2	Florida	Tampa, FL	D1-'16
16	Martino, Freddie	WR	6-0	195	9/7/1991	26	2	North Greenville	North, SC	FA-'16
29	Smith, Ryan	S	5-11	189	9/7/1993	24	2	North Carolina Central	Upper Marlboro, MD	D4-'16
66	Wester, Leonard	T	6-6	305	1/3/1993	24	2	Missouri Western	Mt. Union, IA	FA-'16
Rookies/1st Year (8)										
82	Auclair, Antony	TE	6-6	256	5/28/1993	24	R	Laval	Quebec, Canada	FA-'17
51	Beckwith, Kendell	LB	6-2	243	12/2/1994	23	R	LSU	Clinton, LA	D3b-'17
21	Evans, Justin	S	6-0	190	8/26/1995	22	R	Texas A&M	Wiggins, MS	D2-'17
12	Godwin, Chris	WR	6-1	209	2/27/1996	21	R	Penn State	Middletown, DE	D3a-'17
80	Howard, O.J.	TE	6-6	251	11/19/1994	23	R	Alabama	Prattville, AL	D1-'17
67	Liedtke, Mike	OL	6-3	305	1/15/1992	25	1	Illinois State	Woodstock, IL	FA-'16
79	O'Connor, Patrick	DE	6-4	270	11/1/1993	24	R	Eastern Michigan	Chicago, IL	FA-'17
85	Wilson, Bobo	WR	5-9	186	1/25/1995	22	R	Florida State	Miami, FL	FA-'17

2017 TAMPA BAY BUCCANEERS - HOW THEY WERE BUILT

	<u>DRAFT</u>	<u>TRADES</u>	<u>WAIVERS</u>	<u>FREE AGENTS</u>
2009				Demar Dotson (R)*
2010	Gerald McCoy (1)			
2012	Doug Martin (1b) Lavonte David (2) Keith Tandy (6)			
2013	William Gholston (4b)			
2014	Mike Evans (1) Charles Sims III (3) Kevin Pamphile (5b)			Clinton McDonald (SEA) Evan Smith (GB)
2015	Jameis Winston (1) Donovan Smith (2a) Ali Marpet (2b)* Kwon Alexander (4)		Ryan Griffin (NO)	Cameron Brate Chris Conte (CHI) Adarius Glanton Joe Hawley Adam Humphries (R)
2016	Vernon Hargreaves III (1) Noah Spence (2a)* Ryan Smith (4) Caleb Benenoch (5) Devante Bond (6a)		Sealver Siliga (SEA)	Bryan Anger (JAC) Robert Ayers Jr. (NYG) Peyton Barber (R) Alan Cross (R) Javien Elliott (R) Brent Grimes Davonte Lambert (R)* Mike Liedtke Freddie Martino Jacquizz Rodgers Josh Robinson (MIN) Ryan Russell J.R. Sweezy (SEA) Leonard Wester (R)
2017	O.J. Howard (1) Justin Evans (2) Chris Godwin (3a) Kendell Beckwith (3b) Stevie Tu'ikolovatu (7)*			Antony Auclair (R) Chris Baker (WAS) Will Clarke Ryan Fitzpatrick (NYJ) Nick Folk* DeSean Jackson (WAS) Robert McClain (LAC) Patrick Murray Patrick O'Connor Deji Olatoye Garrison Sanborn Justin Trattou* T.J. Ward Bobo Wilson (R)

*Injured Reserve

2017 GAME-BY-GAME STARTERS

OFFENSE

OPP	WR	LT	LG	C	RG	RT	TE	WR	TE	RB	QB	OTHER
CHI	D. Jackson	D. Smith	K. Pamphile	A. Marpet	J. Sweezy	D. Dotson	L. Stocker	M. Evans	O. Howard	J. Rodgers	J. Winston	---
@MIN	D. Jackson	D. Smith	E. Smith	A. Marpet	J. Sweezy	D. Dotson	A. Cross	M. Evans	O. Howard	J. Rodgers	J. Winston	---
NYG	---	D. Smith	K. Pamphile	A. Marpet	J. Sweezy	D. Dotson	L. Stocker	M. Evans	O. Howard	J. Rodgers	J. Winston	C. Brate (TE)
NE	D. Jackson	D. Smith	K. Pamphile	A. Marpet	J. Sweezy	D. Dotson	C. Brate	M. Evans	O. Howard	J. Rodgers	J. Winston	---
@ARI	D. Jackson	D. Smith	K. Pamphile	A. Marpet	J. Sweezy	D. Dotson	C. Brate	M. Evans	O. Howard	D. Martin	J. Winston	---
@BUF	D. Jackson	D. Smith	K. Pamphile	A. Marpet	J. Sweezy	D. Dotson	---	M. Evans	O. Howard	D. Martin	J. Winston	A. Humphries (WR)
CAR	D. Jackson	D. Smith	K. Pamphile	A. Marpet	J. Sweezy	D. Dotson	---	M. Evans	O. Howard	D. Martin	J. Winston	A. Humphries (WR)
@NO	D. Jackson	D. Smith	K. Pamphile	A. Marpet	J. Sweezy	D. Dotson	L. Stocker	M. Evans	O. Howard	D. Martin	J. Winston	---
NYJ	D. Jackson	D. Smith	K. Pamphile	A. Marpet	J. Sweezy	D. Dotson	L. Stocker	C. Godwin	O. Howard	D. Martin	R. Fitzpatrick	---
@MIA	D. Jackson	D. Smith	K. Pamphile	A. Marpet	J. Sweezy	D. Dotson	C. Brate	M. Evans	O. Howard	D. Martin	R. Fitzpatrick	---
@ATL	D. Jackson	D. Smith	K. Pamphile	A. Marpet	J. Sweezy	D. Dotson	A. Auclair	M. Evans	O. Howard	D. Martin	R. Fitzpatrick	---
@GB	D. Jackson	D. Smith	K. Pamphile	E. Smith	J. Sweezy	C. Benenoch	A. Cross	M. Evans	O. Howard	P. Barber	J. Winston	---
DET	D. Jackson	D. Smith	K. Pamphile	E. Smith	J. Sweezy	C. Benenoch	A. Cross	M. Evans	O. Howard	D. Martin	J. Winston	---
ATL												

@CAR
NO

DEFENSE

OPP	DE	DT	DT	DE	SLB	MLB	WLB	CB	CB	S	S	OTHER
CHI	N. Spence	G. McCoy	C. Baker	W. Gholston	K. Beckwith	K. Alexander	L. David	B. Grimes	V. Hargreaves	C. Conte	K. Tandy	---
@MIN	R. Ayers	G. McCoy	C. McDonald	W. Gholston	A. Glanton	K. Beckwith	L. David	R. Smith	V. Hargreaves	C. Conte	K. Tandy	---
NYG	R. Ayers	G. McCoy	C. Baker	W. Gholston	A. Glanton	K. Beckwith	D. Bond	B. Grimes	V. Hargreaves	C. Conte	K. Tandy	---
NE	R. Ayers	G. McCoy	C. Baker	W. Gholston	A. Glanton	K. Beckwith	D. Bond	B. Grimes	V. Hargreaves	C. Conte	J. Evans	---
@ARI	N. Spence	G. McCoy	C. Baker	W. Gholston	---	K. Beckwith	L. David	B. Grimes	V. Hargreaves	C. Conte	J. Evans	R. McClain (CB)
@BUF	R. Ayers	G. McCoy	C. Baker	N. Spence	---	K. Alexander	L. David	B. Grimes	V. Hargreaves	C. Conte	J. Evans	R. McClain (CB)
CAR	R. Ayers	G. McCoy	C. Baker	W. Gholston	K. Beckwith	K. Alexander	L. David	R. Smith	V. Hargreaves	C. Conte	J. Evans	---
@NO	R. Ayers	G. McCoy	C. Baker	R. Russell	---	K. Alexander	L. David	R. Smith	V. Hargreaves	C. Conte	J. Evans	R. McClain (CB)
NYJ	R. Ayers	G. McCoy	C. Baker	D. Tapp	K. Beckwith	K. Alexander	L. David	R. Smith	B. Grimes	C. Conte	J. Evans	---
@MIA	R. Ayers	G. McCoy	C. Baker	R. Russell	---	K. Alexander	L. David	R. Smith	B. Grimes	T. Ward	J. Evans	R. McClain (CB)
@ATL	R. Russell	G. McCoy	C. Baker	W. Gholston	---	K. Alexander	L. David	R. Smith	B. Grimes	T. Ward	J. Evans	R. McClain (CB)
@GB	R. Russell	G. McCoy	C. Baker	W. Gholston	---	K. Alexander	L. David	R. Smith	B. Grimes	C. Conte	J. Evans	R. McClain (CB)
DET	R. Russell	G. McCoy	C. Baker	W. Gholston	---	K. Alexander	L. David	R. Smith	B. Grimes	C. Conte	J. Evans	R. McClain (CB)
ATL												

@CAR
NO

2017 PLAYTIME PERCENTAGES - OFFENSE

OFFENSE	CHI	@MIN	NYG	NE	@AZ	@BUF	CAR	@NO	NYJ	@MIA	@ATL	@GB	DET	ATL	@CAR	NO	PLAYS	PCT
TOTAL PLAYS	71	53	64	72	70	72	67	59	71	66	71	76	71	71	@CAR	883		

QUARTERBACKS

Winston	65	53	64	72	15	72	67	29	IA	IA	IA	76	71	DNP	DNP	584	87%
Fitzpatrick	6	DNP	DNP	DNP	55	DNP	DNP	30	71	66	71	DNP	DNP	DNP	DNP	299	73%

RUNNING BACKS

Sims III	21	26	22	32	27	24	19	18	22	23	26	19	20	20	20	299	34%
Martin	R/S	R/S	R/S	26	37	43	39	18	36	37	13	IA	19	19	19	268	43%
Rodgers	34	25	38	13	6	2	6	0	6	2	25	5	0	0	162	18%	
Barber	16	0	4	0	0	3	3	23	7	3	10	52	31	31	152	17%	

TIGHT ENDS

Howard	46	34	42	41	45	51	39	37	50	46	53	55	56	56	595	67%
Brate	38	26	35	49	44	38	40	34	33	41	34	32	25	25	469	53%
Stocker	16	6	14	5	10	8	17	20	19	IA	IA	N/A	N/A	N/A	115	19%
Cross	16	4	7	PS	PS	PS	PS	PS	PS	PS	PS	17	17	17	61	18%
Auclair	IA	IA	IA	1	IA	IA	IA	IA	IA	21	16	14	11	11	63	18%

WIDE RECEIVERS

Evans	55	47	59	68	64	63	62	52	R/S	55	61	66	58	58	710	87%
Jackson	36	43	45	52	53	52	50	39	54	40	44	49	30	30	587	66%
Humphries	41	39	43	52	48	52	39	34	46	33	43	42	38	38	550	62%
Goodwin	29	11	9	17	14	22	14	18	69	22	19	17	40	40	301	34%
Martino	IA	IA	IA	IA	IA	0	IA	IA	13	7	3	4	4	4	31	9%
Reedy	7	4	2	4	1	2	3	2	0	N/A	W/NE	W/NE	W/NE	W/NE	25	4%
Wilson	PS	PS	PS	PS	PS	PS	PS	PS	PS	PS	PS	5	5	5	5	7%

OFFENSIVE LINE

Sweezy	71	53	64	72	70	72	67	59	71	66	71	76	71	71	883	100%
D. Smith	71	53	64	72	70	72	67	29	71	66	71	76	71	71	853	97%
Marpet	71	53	64	72	70	72	67	59	71	66	58	IR	IR	IR	723	98%
Dotson	62	53	64	72	70	72	66	59	71	66	60	IR	IR	IR	715	97%
Pamphile	33	24	25	39	30	34	44	47	35	51	67	76	71	71	576	65%
E. Smith	38	29	39	33	40	38	23	40	36	15	IA	76	71	71	478	59%
Benenoch	9	0	0	0	1	IA	5	2	IA	IA	19	76	71	71	183	27%
Hawley	IA	IA	IA	IA	IA	IA	IA	IA	IA	IA	17	IA	IA	IA	17	24%
Wester	IA	IA	IA	IA	IA	0	IA	IA	0	0	IA	6	6	6	12	1%

KEY

- DNP= Did Not Play
- IA= Inactive
- IR/DR= Injured Reserve/Designated to Return
- N/A= Not With Team
- PS= Practice Squad
- PUP= Reserve/Physically Unable to Perform
- R/S= Reserve/Suspended List
- W/_ =With Other Team

2017 PLAYTIME PERCENTAGES - DEFENSE

DEFENSE	CHI	@MIN	NYG	NE	@AZ	@BUF	CAR	@NO	NYJ	@MIA	@ATL	@GB	DET	ATL	@CAR	NO	PLAYS	PCT	
TOTAL PLAYS	64	74	80	74	65	68	65	60	69	64	64	55	68	68	64	870			
DEFENSIVE LINE																			
McCoy	40	63	67	66	59	66	59	54	53	53	60	55	12				707	81%	
Ayers Jr.	48	61	56	48	47	52	51	47	48	43	IA	IA	55				556	74%	
Baker	25	IA	22	30	33	30	35	36	29	32	33	32	43				380	48%	
Gholston	32	50	29	37	43	35	29	21	IA	IA	36	32	17				361	49%	
Russell	35	25	39	11	IA	IA	35	34	40	45	24	35	32				351	48%	
McDonald	24	46	32	37	25	20	27	29	33	27	28	IA	IA				328	44%	
N. Spence	45	21	54	60	32	35	IR	IR	IR	IR	IR	IR	IR				247	58%	
Clarke	IA	9	15	6	9	14	13	18	20	21	30	34	27				216	27%	
Slitiga	5	25	IA	IA	12	IA	IA	IA	IA	IA	IA	12	17				71	22%	
Tapp	N/A	N/A	N/A	N/A	N/A	N/A	IA	IA	23	17	15	N/A	N/A				55	28%	
J. Smith	IA	IA	7	N/A	N/A	N/A	N/A	N/A	N/A	N/A	N/A	N/A	N/A				7	9%	
O'Connor	W/DET	N/A	N/A	N/A	PS	PS	PS	PS	PS	PS	PS	1	4				5	4%	
LINEBACKERS																			
Beckwith	58	74	80	74	65	53	34	34	52	35	44	32	61				696	80%	
David	53	69	IA	IA	61	67	65	60	69	64	64	55	68				695	97%	
Alexander	17	IA	IA	IA	IA	68	65	60	69	63	64	55	68				529	92%	
Glanton	22	39	80	74	21	2	2	0	0	1	0	1	0				242	28%	
Bond	IA	7	21	15	18	0	7	0	0	0	13	1	20				102	13%	
Lynch	0	0	1	0	0	0	0	0	0	0	0	N/A	W/LAR				1	0%	
DEFENSIVE BACKS																			
Evans	7	1	45	74	57	68	65	50	69	64	64	55	68				687	79%	
Grimes	57	IA	79	74	63	67	IA	IA	69	64	64	54	68				659	98%	
Conte	57	73	65	74	37	39	38	31	38	25	31	25	68				601	69%	
McClain	44	51	59	59	32	65	IA	60	IA	47	38	41	54				550	75%	
Hargreaves III	64	67	79	74	63	36	63	27	28	IA	IA	IA	IA				501	73%	
R. Smith	7	45	0	0	2	63	60	68	60	64	64	54	60				483	56%	
Ward	28	46	IA	IA	36	24	27	39	31	39	32	IA	IA				302	51%	
Tandy	36	28	49	IA	IA	5	0	0	0	0	0	30	0				148	20%	
Elliott	IA	14	0	1	2	0	37	0	20	4	0	1	6				85	11%	
Robinson	0	0	1	0	IA	IA	IA	0	0	0	0	IA	IA				1	0%	
I. Johnson	PS	PS	PS	0	0	IA	PS	PS	PS	PS	PS	PS	PS				0	0%	

KEY

- DNP= Did Not Play
- IA= Inactive
- IR/DR= Injured Reserve/Designated to Return
- N/A= Not With Team
- PS= Practice Squad
- PUP= Reserve/Physically Unable to Perform
- R/S= Reserve/Suspended List
- R/CE=Reserve/Commissioner's Exempt List
- W/_ =With Other Team

2017 TAMPA BAY BUCCANEERS STATISTICS

2017 RECORD --		WON: 4	LOST: 9
Aug 11	L 12-23	at Cincinnati	44,495
Aug 17	W 12-8	at Jacksonville	56,266
Aug 26	L 9-13	CLEVELAND	51,349
Aug 31	L 10-13	WASHINGTON	51,368

Sept 10	-- bye week --		
Sept 17	W 29-7	CHICAGO	56,640
Sept 24	L 17-34	at Minnesota	66,390
Oct 1	W 25-23	N.Y. GIANTS	63,916
Oct 5	L 14-19	NEW ENGLAND	64,476
Oct 15	L 33-38	at Arizona	63,999
Oct 22	L 27-30	at Buffalo	68,561
Oct 29	L 3-17	CAROLINA	58,545
Nov 5	L 10-30	at New Orleans	73,121
Nov 12	W 15-10	N.Y. JETS	57,911
Nov 19	W 30-20	at Miami	65,089
Nov 26	L 20-34	at Atlanta	71,036
Dec 3	L 20-26 (OT)	at Green Bay	77,684
Dec 10	L 21-24	DETROIT	60,372
Dec 18		ATLANTA	
Dec 24		at Carolina	
Dec 31		NEW ORLEANS	

	BUCCANEERS	OPPONENTS
TOTAL FIRST DOWNS	282	265
Rushing	62	73
Passing	197	173
Penalty	23	19
3rd Down: Made/Att.	62/159 39.0%	85/176 48.3%
4th Down: Made/Att.	3/7 42.9%	1/7 14.3%
POSSESSION AVG.	29:41	30:19
TOTAL NET YARDS	4596	5061
Avg. Per Game	353.5	389.3
Total Plays	841	827
Avg. Per Play	5.5	6.1
NET YARDS RUSHING	1190	1472
Avg. Per Game	91.5	113.2
Total Rushes	319	348
NET YARDS PASSING	3406	3589
Avg. Per Game	262.0	276.1
Sacked/Yards Lost	30/172	17/100
Gross Yards	3578	3689
Att./Completions	492/302	462/316
Completion Pct.	61.4	68.4
Had Intercepted	11	12
PUNTS/AVERAGE	59/42.6	48/47.3
NET PUNTING AVERAGE	38.9	41.5
PENALTIES/YARDS	83/655	90/789
FUMBLES/FUMBLES LOST	21/9	22/12
TOUCHDOWNS	30	36
Rushing	6	14
Passing	21	20
Returns	3	2

SCORE BY QUARTERS	1	2	3	4	OT	TOTAL
BUCCANEERS	55	52	43	114	0	264
OPPONENTS	63	102	68	73	6	312

SCORING	TD	R	P	Rt	PAT	2P	FG	S	PTS
Murray	0	0	0	0	15-15	0	14-16	0	57
Brate	6	0	6	0	0-0	0	0-0	0	36
Howard	5	0	5	0	0-0	0	0-0	0	30
Folk ^N	0	0	0	0	7-9	0	6-11	0	25
Evans, M.	4	0	4	0	0-0	0	0-0	0	24
Martin	3	3	0	0	0-0	1	0-0	0	20
Jackson	3	0	3	0	0-0	0	0-0	0	18
Barber	2	2	0	0	0-0	0	0-0	0	12
David	1	0	0	1	0-0	0	0-0	0	6
Glanton	1	0	0	1	0-0	0	0-0	0	6
McClain	1	0	0	1	0-0	0	0-0	0	6
Rodgers	1	1	0	0	0-0	0	0-0	0	6
Sims	1	0	1	0	0-0	0	0-0	0	6
Stocker ^N	1	0	1	0	0-0	0	0-0	0	6
Wester	1	0	1	0	0-0	0	0-0	0	6
BUCCANEERS	30	6	21	3	22-24	1-6	20-27	0	264
OPPONENTS	36	14	20	2	33-34	0-1	21-24	0	312

SACKS: McCoy 5.0, Clarke 3.0, McDonald 3.0, Ayers 2.0, Beckwith 1.0, Glanton 1.0, Spence^{IR} 1.0, Tapp 1.0. Buccaneers 17.0. Opponents 30.0

FUM/LOST: Winston 10/3, Howard 2/1, Brate 1/0. Evans 1/0, Humphries 1/1, Reedy 1/0, Sims 1/1, E. Smith 1.0

PASSING	Att	Comp	Yds	Cmp%	Yds/Att	TD	TD%	INT	INT%	Lg	Sack/Lost	Rating
Winston	329	206	2475	62.6	7.52	14	4.3	8	2.4	58t	23/138	89.7
Fitzpatrick	163	96	1103	58.9	6.77	7	4.3	3	1.8	41	7/34	86.0
BUCCANEERS	492	302	3578	61.4	7.27	21	4.3	11	2.2	58t	30/172	88.4
OPPONENTS	462	316	3689	68.4	7.98	20	4.3	12	2.6	61t	17/100	96.0

RUSHING	No	Yds	Avg	Lg	TD
Martin	129	402	3.1	27	3
Barber	65	248	3.8	19	2
Rodgers	63	242	3.8	36	1
Sims	19	89	4.7	21	0
Winston	22	79	3.6	15	0
Fitzpatrick	15	78	5.2	15	0
Jackson	2	31	15.5	23	0
Reedy ^N	3	17	5.7	10	0
Wilson	1	4	4.0	4	0
BUCCANEERS	319	1190	3.7	36	6
OPPONENTS	348	1472	4.2	69	14

RECEIVING	No	Yds	Avg	Lg	TD
Evans, M.	55	760	13.8	41	4
Jackson	49	657	13.4	41	3
Humphries	46	435	9.5	38	0
Brate	38	492	12.9	35	6
Sims	30	224	7.5	25	1
Howard	25	402	16.1	58t	5
Godwin	23	298	13.0	24	0
Martin	9	84	9.3	17	0
Barber	9	77	8.6	34	0
Rodgers	7	54	7.7	13	0
Cross	3	24	8.0	13	0
Stocker ^N	3	18	6.0	8t	1
Reedy ^N	2	21	10.5	15	0
Martino	1	19	19.0	19	0
Auclair	1	11	11.0	11	0
Wester	1	2	2.0	2t	1
BUCCANEERS	302	3578	11.8	58t	21
OPPONENTS	316	3689	11.7	61t	20

INTERCEPTIONS	No	Yds	Avg	Lg	TD
Grimes	3	67	22.3	39	0
McClain	3	53	17.7	47t	1
Evans, J.	3	28	9.3	15	0
Alexander	2	42	21.0	22	0
Conte	1	0	0.0	0	0
BUCCANEERS	12	190	15.8	47t	1
OPPONENTS	11	118	10.7	36	0

PUNTING	No	Yds	Avg	Net	TB	In20	Lg	Bk
Anger	58	2516	43.4	38.9	4	20	62	1
BUCS	59	2516	42.6	38.9	4	20	62	1
OPPONENTS	48	2272	47.3	41.5	6	14	64	0

PUNT RETURNS	Ret	FC	Yds	Avg	Lg	TD
Reedy ^N	14	7	143	10.2	44	0
Humphries	4	2	19	4.8	10	0
BUCCANEERS	18	9	162	9.0	44	0
OPPONENTS	23	19	140	6.1	40	0

KICKOFF RETURNS	Ret	Yds	Avg	Lg	TD
Rodgers	8	176	22.0	29	0
Reedy ^N	7	145	20.7	50	0
BUCCANEERS	15	321	21.4	50	0
OPPONENTS	32	714	22.3	33	0

FIELD GOALS	1-19	20-29	30-39	40-49	50+	Lg
Murray	0-0	3-3	7-7	2-3	2-3	50
Folk ^N	0-0	2-2	1-2	2-5	1-2	50
BUCCANEERS	0-0	5-5	8-9	4-8	3-5	50
OPPONENTS	0-0	8-8	6-6	6-9	1-1	52

Folk^N: (42G, 50G, 23G) (40G) (46WR, 20G, 49WR, 34G) (56WR, 49WL, 31WL)
Murray: () (50G, 25G) (41G) (50G, 54WL) (29G, 49G, 37G) (30G, 30G, 42WR, 35G) (36G, 27G) (36G, 30G) ()
Buccaneers: (42G, 50G, 23G) (40G) (46WR, 20G, 49WR, 34G) (56WR, 49WL, 31WL) ()
(50G, 25G) (41G) (50G, 54WL) (29G, 49G, 37G) (30G, 30G, 42WR, 35G) (36G, 27G) (36G, 30G) ()
Opponents: () (20G, 37G) (30G, 43WR) (27G, 23G, 45G, 48G) (28G) (25G, 41WR, 52G, 30G) (28G) (40G, 43WR) (47G) (26G, 31G) (49G, 36G) (37G, 22G) (46G)

2017 BUCCANEERS DEFENSIVE STATISTICS

Player	Tackles				Sacks			Interceptions				Fumbles			
	Solo	Assist	Total	TFL	Sack	Yds	QBP	INT	Yds	TD	PD	FF	FR	Yds	TD
Lavonte David	69	16	85	7	-	-	3	-	-	-	1	5	5	21	1
Kwon Alexander	43	22	65	7	-	-	3	2	42	0	3	1	-	-	-
Kendell Beckwith	52	8	60	7	1.0	8.0	2	-	-	-	2	1	-	-	-
Justin Evans	45	14	59	2	-	-	-	3	28	0	6	-	-	-	-
Chris Conte	47	11	58	-	-	-	-	1	0	0	5	2	-	-	-
Ryan Smith	41	11	52	-	-	-	-	-	-	-	4	1	1	0	0
Vernon Hargreaves	37	5	42	1	-	-	-	-	-	-	5	-	-	-	-
Brent Grimes	38	3	41	1	-	-	-	3	67	-	8	-	1	37	0
Gerald McCoy	29	11	40	12	5.0	22.0	22	-	-	-	1	-	-	-	-
Robert McClain	31	7	38	2	-	-	-	3	53	1	5	-	-	-	-
Robert Ayers	19	11	30	3	2.0	14.0	15	-	-	-	-	1	-	-	-
William Gholston	15	13	28	3	-	-	1	-	-	-	-	-	-	-	-
Chris Baker	21	6	27	2	0.5	0.0	4	-	-	-	2	-	-	-	-
T.J. Ward	21	6	27	1	-	-	-	-	-	-	2	-	1	2	0
Adarius Glanton	17	6	23	-	1.0	4.0	2	-	-	-	1	1	-	-	-
Clinton McDonald	13	5	18	4	3.0	20.0	6	-	-	-	1	-	-	-	-
Ryan Russell	9	3	12	-	-	-	2	-	-	-	-	-	-	-	-
Will Clarke	10	0	10	2	2.5	15.0	4	-	-	-	1	-	1	0	0
Keith Tandy	9	0	9	-	-	-	-	-	-	-	-	-	-	-	-
Noah Spence ^{IR}	5	4	9	1	1.0	11.0	1	-	-	-	-	1	-	-	-
Sealver Siliga	2	3	5	1	-	-	-	-	-	-	-	-	-	-	-
Javien Elliott	4	0	4	-	-	-	-	-	-	-	-	-	-	-	-
Devante Bond	2	1	3	-	-	-	1	-	-	-	-	-	-	-	-
Darryl Tapp ^N	2	0	2	1	1.0	6.0	1	-	-	-	-	-	-	-	-
Totals	581	166	747	57	17.0	100.0	67	12	190	1	47	13	9	60	1

2017 SPECIAL TEAMS STATISTICS

Player	Tackles			Fumbles		
	Solo	Assist	Total	FF	FR	TD
Keith Tandy	4	2	6	-	-	-
Devante Bond	5	0	5	-	-	-
Chris Godwin	5	0	5	-	-	-
Cameron Lynch ^N	4	1	5	-	1	0
Peyton Barber	4	0	4	-	-	-
Freddie Martino	4	0	4	-	-	-
Adarius Glanton	2	2	4	-	1	1
Isaiah Johnson ^{PS}	3	0	3	-	-	-
Robert McClain	3	0	3	-	-	-
Jacquizz Rodgers	2	1	3	-	-	-
Patrick Murray	2	0	2	-	-	-
Josh Robinson	2	0	2	-	-	-
Ryan Smith	2	0	2	1	-	-
T.J. Ward	1	1	2	-	-	-
Bryan Anger	1	0	1	-	-	-
Antony Auclair	1	0	1	-	-	-
Will Clarke	1	0	1	-	-	-
Justin Evans	1	0	1	-	-	-
Deji Olatoye	1	0	1	-	-	-
Totals	48	7	55	1	2	1

Return Touchdowns

47-yard interception return by Robert McClain, vs. Chicago, 9/17/17
 21-yard fumble return by Lavonte David, at Arizona, 10/15/17
 0-yard fumble return by Adarius Glanton, at Miami, 11/19/17

Key	
TFL - Tackles for Loss	FF - Forced Fumbles
Yds - Yards	FR - Fumble Recoveries
QBP - Quarterback Pressures	OR - Own Recovered
PD - Passes Defensed	OOB - Out of Bounds
(^{IR} - Injured Reserve; ^{PS} - Practice Squad; ^N - Not on Team)	

Blocked Kicks			
	FG	PAT	Punt
Ryan Smith	0	1	0
Totals	0	1	0

Own Fumbles				
	Total	Lost	OR	OOB
Cameron Brate	1	0	1	0
Mike Evans	1	0	1	0
O.J. Howard	3	2	1	0
Adam Humphries	1	1	0	0
Doug Martin	1	1	0	0
Bernard Reedy ^N	1	0	1	0
Charles Sims	1	1	0	0
Evan Smith	1	0	1	0
Jameis Winston	11	4	7	0
Totals	21	9	12	0

Miscellaneous Tackles/Fumbles			
	Tackles	FF	FR
Peyton Barber	1	0	0
Caleb Benenoch	1	0	0
Cameron Brate	2	0	0
Demar Dotson ^{IR}	1	0	0
Mike Evans	2	0	1
Chris Godwin	1	0	0
O.J. Howard	1	0	1
Adam Humphries	5	1	0
Ali Marpet ^{IR}	1	0	0
Donovan Smith	0	0	1
Evan Smith	1	0	0
Jameis Winston	1	0	3
Totals	17	1	6

2017 BUCCANEERS PARTICIPATION CHART

Legend

Position Abbreviation Indicates Start (e.g. RCB indicates started at right cornerback) P = Played DNP = Did Not Play IA = Inactive IR = Injured Reserve
 N = Not on Roster PS = Practice Squad PUP = Phys. Unable to Perform NFI = Res./Non-Football-Injury RES = Reserve

Player	POS	G	S	DNP	IA	Participation																	
						CHI	@min	NYG	NE	@az	@buf	CAR	@no	NYJ	@mia	@atl	@gb	DET	ATL	@car	NO		
Alexander, Kwon	LB	9	9	0	0	4MLB	IA	IA	IA	IA	MLB	MLB	MLB	MLB	MLB	MLB	MLB	MLB					
Anger, Bryan	P	13	0	0	0	0P	P	P	P	P	P	P	P	P	P	P	P	P	P				
Auclair, Antony	TE	5	1	0	0	8IA	IA	IA	IA	IA	IA	IA	IA	IA	IA	TE	P	P					
Ayers, Robert	DE	11	9	0	0	2P	DE	DE	DE	P	DE	DE	DE	DE	DE	IA	IA	IA	DE				
Bailey, Sterling	DE	0	0	0	0	0N	N	N	N	N	N	N	N	N	N	N	N	N	PS				
Baker, Chris	DT	12	12	0	0	1DT	IA	DT	DT	DT	DT	DT	DT	DT	DT	DT	DT	DT	DT				
Barber, Peyton	RB	13	1	0	0	0P	P	P	P	P	P	P	P	P	P	P	P	P	RB	P			
Beckwith, Kendell	LB	13	7	0	0	0SLB	MLB	MLB	MLB	MLB	P	SLB	P	SLB	P	P	P	P	P				
Benench, Caleb	OL	10	2	0	0	3P	P	P	P	P	IA	P	P	IA	IA	P	RT	RT					
Bond, Devante	LB	12	2	0	0	1IA	P	WLB	WLB	P	P	P	P	P	P	P	P	P	P				
Brate, Cameron	TE	13	4	0	0	0P	P	TE	TE	TE	P	P	P	P	TE	P	P	P					
Bullough, Riley	LB	0	0	0	0	0PS	PS	PS	PS	PS	PS	PS	PS	PS	PS	PS	PS	PS	PS				
Clarke, Will	DE	12	0	0	0	1IA	P	P	P	P	P	P	P	P	P	P	P	P	P				
Conte, Chris	S	13	11	0	0	0S	S	S	S	S	S	S	S	S	S	P	P	S	S				
Cross, Alan	TE	5	3	0	0	0P	TE	P	PS	PS	PS	PS	PS	PS	PS	PS	PS	TE	TE				
David, Lavonte	LB	11	11	0	0	2WLB	WLB	IA	IA	WLB	WLB	WLB	WLB	WLB	WLB	WLB	WLB	WLB	WLB				
Dotson, Demar	T	11	11	0	0	0RT	RT	RT	RT	RT	RT	RT	RT	RT	RT	RT	RT	IR	IR				
Elliott, Javien	CB	12	0	0	0	1IA	P	P	P	P	P	P	P	P	P	P	P	P	P				
Evans, Justin	S	13	10	0	0	0P	P	P	S	S	S	S	S	S	S	S	S	S	S				
Evans, Mike	WR	12	12	0	0	0WR	WR	WR	WR	WR	WR	WR	WR	WR	RES	WR	WR	WR	WR				
Fitzpatrick, Ryan	QB	6	3	7	0	0P	DNP	DNP	DNP	P	DNP	DNP	DNP	P	QB	QB	QB	DNP	DNP				
Folk, Nick	K	4	0	0	0	0P	P	P	P	N	N	N	N	N	N	N	N	N	N				
Gamble, Patrick	DE	0	0	0	0	0N	N	N	N	N	N	N	N	N	PS	N	N	PS	PS				
Gholston, William	DE	11	8	0	0	2DE	DE	DE	DE	DE	P	DE	P	IA	IA	DE	DE	P					
Glanton, Adarius	LB	13	3	0	0	0P	SLB	SLB	SLB	P	P	P	P	P	P	P	P	P	P				
Godwin, Chris	WR	13	1	0	0	0P	P	P	P	P	P	P	P	WR	P	P	P	P	P				
Golson, Senquez	CB	0	0	0	0	0N	N	N	N	N	N	N	N	N	PS	N	N	N	N				
Griffin, Ryan	QB	0	0	4	1	1IR	IR	IR	IR	IR	IR	IR	IR	IR	DNP	DNP	DNP	DNP	IA				
Grimes, Brent	CB	10	10	0	0	3CB	IA	CB	CB	CB	CB	CB	IA	IA	CB	CB	CB	CB	CB				
Hansbrough, Russell	RB	0	0	0	0	0PS	PS	PS	PS	N	N	N	N	N	N	N	N	N	N				
Hargreaves, Vernon	CB	9	8	0	0	4CB	CB	CB	CB	CB	CB	CB	CB	P	IA	IA	IA	IA	IA				
Hawley, Joe	C	1	0	1	11	1IA	IA	IA	IA	IA	IA	IA	IA	IA	IA	P	IA	DNP					
Howard, O.J.	TE	13	13	0	0	0TE	TE	TE	TE	TE	TE	TE	TE	TE	TE	TE	TE	TE	TE				
Humphries, Adam	WR	13	2	0	0	0P	P	P	P	P	WR	WR	WR	WR	WR	WR	WR	WR	WR				
Jackson, DeSean	WR	13	12	0	0	0WR	WR	P	WR	WR	WR	WR	WR	WR	WR	WR	WR	WR	WR				
Johnson, Austin	FB	0	0	0	0	0PS	PS	PS	PS	PS	N	N	N	N	N	N	N	N	N				
Johnson, Isaiah	S	2	0	0	0	1PS	PS	PS	P	P	IA	PS	PS	PS	PS	PS	PS	PS	PS				
Lambert, DaVonte	DL	0	0	0	0	0IR	IR	IR	IR	IR	IR	IR	IR	IR	IR	IR	IR	IR	IR				
Lampman, Jake	WR	0	0	0	0	0N	N	N	N	N	N	N	N	N	N	N	N	N	N				
Liedtke, Mike	OL	0	0	1	1	1PS	PS	PS	PS	PS	PS	PS	PS	PS	PS	PS	PS	PS	DNP	IA			
Lucas, Marquis	T	0	0	0	0	0IR	IR	IR	IR	IR	IR	IR	IR	IR	IR	IR	IR	IR	IR				
Lynch, Cameron	LB	11	0	0	0	0P	P	P	P	P	P	P	P	P	P	P	N	N	N				
Marpet, Ali	C/G	11	11	0	0	0C	C	C	C	C	C	C	C	C	C	C	C	C	IR	IR			
Martin, Doug	RB	9	8	0	0	1RES	RES	RES	P	RB	RB	RB	RB	RB	RB	RB	RB	IA	RB				
Martino, Freddie	WR	5	0	0	0	0PS	PS	PS	PS	PS	PS	PS	PS	P	P	P	P	P	P				
McClain, Robert	CB	11	7	0	0	2P	P	P	P	CB	CB	IA	CB	IA	CB	CB	CB	CB	CB				
McCoy, Gerald	DT	13	13	0	0	0DT	DT	DT	DT	DT	DT	DT	DT	DT	DT	DT	DT	DT	DT				
McDonald, Clinton	DT	11	1	0	0	2P	DT	P	P	P	P	P	P	P	P	P	IA	IA					
Moxey, Jonathan	CB	0	0	0	0	0PS	N	N	N	N	N	N	N	N	N	N	N	N	N				
Murray, Justin	T	0	0	0	0	0PS	PS	PS	PS	PS	PS	PS	PS	PS	PS	N	N	N	N				
Murray, Patrick	K	9	0	0	0	0N	N	N	N	N	P	P	P	P	P	P	P	P	P				
Nzeocha, Eric	LB	0	0	0	0	0PS	PS	PS	PS	PS	PS	PS	PS	PS	PS	PS	PS	PS	PS				
O'Connor, Patrick	DE	2	0	0	0	0N	N	N	N	PS	PS	PS	PS	PS	PS	PS	PS	P	P				
Ogunbowale, Dare	RB	0	0	0	0	0N	N	N	N	N	N	N	N	N	N	N	N	N	PS	N			
Olatoye, Deji	CB	3	0	0	0	1N	N	N	N	N	N	N	P	IA	N	N	N	N	P	P			
Pamphile, Kevin	G/T	13	12	0	0	0LG	P	LG	LG	LG	LG	LG	LG	LG	LG	LG	LG	LG	LG				
Price, Givens	T	0	0	0	0	0N	N	N	N	N	N	N	N	N	N	N	N	PS	PS				
Reedy, Bernard	WR	9	0	0	0	0P	P	P	P	P	P	P	P	P	N	N	N	N	N				
Riggs, Cody	CB	0	0	0	0	0N	N	N	N	N	N	N	N	N	N	N	N	N	PS				
Rivers, David	CB	0	0	0	0	0N	PS	PS	PS	PS	PS	PS	PS	PS	N	PS	PS	PS	PS				
Robinson, Josh	S	8	0	0	0	5P	P	P	P	IA	IA	IA	P	P	P	P	IA	IA					
Rodgers, Jacquizz	RB	13	4	0	0	0RB	RB	RB	RB	P	P	P	P	P	P	P	P	P	P				
Russell, Ryan	DE	11	5	0	0	2P	P	P	P	IA	IA	P	DE	P	DE	DE	DE	DE	DE				
Sanborn, Garrison	LS	13	0	0	0	0P	P	P	P	P	P	P	P	P	P	P	P	P	P				
Seaton, Brad	T	0	0	0	0	0N	N	N	N	N	N	N	N	N	N	N	N	N	PS	PS			
Siliga, Sealver	DT	5	0	0	0	8P	P	IA	IA	P	IA	IA	IA	IA	IA	IA	IA	P	P				
Sims, Charles	RB	13	0	0	0	0P	P	P	P	P	P	P	P	P	P	P	P	P	P				
Smith, Donovan	T	13	13	0	0	0LT	LT	LT	LT	LT	LT	LT	LT	LT	LT	LT	LT	LT	LT				
Smith, Evan	G	12	3	0	0	1P	LG	P	P	P	P	P	P	P	P	IA	C	C					
Smith, Jacques	DE	1	0	0	0	2IA	IA	P	N	N	N	N	N	N	N	N	N	N	N				
Smith, Ryan	CB	13	8	0	0	0P	CB	P	P	P	P	CB	CB	CB	CB	CB	CB	CB	CB				
Spence, Noah	DE	6	3	0	0	0DE	P	P	P	DE	DE	IR	IR	IR	IR	IR	IR	IR	IR				
Stocker, Luke	TE	9	4	0	0	2TE	P	TE	P	P	P	P	TE	TE	IA	IA	N	N					
Sweezy, J.R.	G	13	13	0	0	0RG	RG	RG	RG	RG	RG	RG	RG	RG	RG	RG	RG	RG	RG				
Tandy, Keith	S	11	3	0	0	2S	S	S	IA	IA	P	P	P	P	P	P	P	P	P				
Tapp, Darryl	DE	3	1	1	1	1N	N	N	N	N	N	DNP	IA	DE	P	P	N	N	N				
Trattou, Justin	DE	0	0	0	0	0IR	IR	IR	IR	IR	IR	IR	IR	IR	IR	IR	IR	IR	IR				
Tu'ikolovatu, Stevie	DT	0	0	0	0	0IR	IR	IR	IR	IR	IR	IR	IR	IR	IR	IR	IR	IR	IR				
Ward, Channing	DE	0	0	0	0	0PS	PS	PS	PS	PS	PS	PS	PS	PS	PS	PS	PS	PS	PS				
Ward, T.J.	S	9	2	0	0	4P	P	IA	IA	P	P	P	P	P	S	S	IA	IA					
Webster, Larry	DE	0	0	0	0	0N	N	N	N	PS	PS	N	N	N	N	N	N	N	N				
Wester, Leonard	T	5	0	0	0	8IA	IA	IA	IA	IA	P	IA	IA	P	IA	P	IA	P	P				
Wilson, Bobo	WR	1	0	0	0	1PS	PS	PS	PS	PS	PS	PS	PS	PS	PS	PS	PS	PS	PS				
Winston, Jameis	QB	10	10	0	0	3QB	QB	QB	QB	QB	QB	QB	QB	QB	IA	IA	IA	QB	QB				

TAMPA BAY BUCCANEERS' 2017 PERSONNEL LOG

(By Date)

January 2 – Signed OL **Josh Allen**, S **Isaiah Johnson**, OL **Mike Liedtke**, CB **Cody Riggs**, RB **Blake Sims** and TE **Tevin Westbrook** to futures contracts.

January 4 – Signed TE **Kivon Cartwright** and K **John Lunsford** to futures contracts.

January 5 – Signed G **Jarvis Harrison** to futures contract.

January 6 – Signed WR **Derel Walker** to futures contract.

January 10 – Signed RB **Quayvon Hicks** to futures contract.

January 13 – Signed Defensive Coordinator **Mike Smith** to new contract agreement.

January 20 – Signed G **James Stone** to futures contract.

January 30 – Signed QB **Sean Renfree** to futures contract.

February 7 – Named **Ben Steele** as tight ends coach. Signed LS **Dax Dellenbach** to futures contract.

February 14 – Named **Danny Breyer** as defensive assistant, **Skyler Fulton** as offensive assistant, **Zack Grossi** as offensive quality control, **Anthony Perkins** as assistant to the head coach and **Alex Smith** as pro scout.

February 21 – Named **Brett Greene** as director of video.

February 23 – Released CB **Alterraun Verner**.

March 9 – Signed DT **Chris Baker**, S **Chris Conte**, WR **DeSean Jackson** and RB **Jacquizz Rodgers**.

March 11 – Signed DT **Sealver Siliga** and S **J.J. Wilcox**.

March 12 – Signed CB **Josh Robinson**.

March 14 – Signed LS **Garrison Sanborn**.

March 15 – Signed C **Joe Hawley**.

March 16 – T **Gosder Cherlius** announced retirement.

March 18 – Signed K **Nick Folk**.

March 22 – Waived K **John Lunsford**.

April 17 – CB **Jude Adjei-Barimah**, TE **Cameron Brate**, LB **Adarius Glanton**, WR **Adam Humphries** and WR **Freddie Martino** signed exclusive rights contracts. QB **Ryan Griffin** signed restricted free agent contract.

May 1 – Signed TE **Antony Auclair**, DE **Deondre Barnett**, LB **Richie Brown**, LB **Riley Bullough**, CB **Maurice Fleming**, T **Cole Gardner**, S **Alex Gray**, T **Korren Kirven**, QB **Sefo Liufau**, CB **Greg Mabin**, LB **Paul Magloire**, CB **Jonathan Moxey**, WR **Thomas Sperbeck** and WR **Bobo Wilson**. Waived TE **Kivon Cartwright** and C **Ben Gottschalk**.

May 8 – Waived CB **Greg Mabin**.

May 10 – Signed CB **Robert McClain**. Waived LS **Dax Dellenbach**.

May 11 – Signed DE **Evan Panfil**.

May 22 – Signed QB **Ryan Fitzpatrick** and TE **O.J. Howard**. DE **Jacquies Smith** signed restricted free agent contract. Waived QB **Sean Renfree**.

May 23 – Signed LB **Kendell Beckwith**, RB **Jeremy McNichols** and DT **Stevie Tu'ikolovatu**.

May 25 – Signed S **Justin Evans**.

May 30 – Signed LB **Eric Nzeocha**.

May 31 – Signed DE **Sterling Bailey** and DE **Tavaris Barnes**. Waived DE **Deondre Barnett** and LB **Paul Magloire**.

June 1 – Signed WR **Chris Godwin**.

July 26 – Placed DE **Jacquies Smith** on the Active/PUP list.

July 28 – Signed DE **Justin Trattou**. Waived DE **Evan Panfil**.

July 30 – Signed S **Marqueston Huff** and WR **Jhajuan Seales**. Waived S **Alex Gray** and WR **Thomas Sperbeck**.

August 2 – Signed WR **Shaq Hill**. Waived WR **Jhajuan Seales**.

August 12 – Waived K **Roberto Aguayo**.

August 13 – Signed K **Zach Hocker**.

August 19 – Signed T **Austin Albrecht** and CB **Vernon Harris**. Waived CB **Maurice Fleming** and T **Cole Gardner**.

August 20 – Signed CB **Mariei Cooper**. Awarded T **Marquis Lucas** off of waivers from Atlanta. Waived T **Austin Albrecht** and RB **Quayvon Hicks**.

August 22 – Signed LS **Andrew DePaola**. Waived (injured) CB **Jude Adjei-Barimah**.

August 28 – Signed DE **Mehdi Abdesmad** and DE **Hendrick Ekpe**. Placed DE **Justin Trattou** on Injured Reserve. Waived RB **Blake Sims**.

August 30 – Signed QB **Ryan Griffin** to a contract extension.

September 1 – Placed DL **DaVonte Lambert** and DT **Stevie Tu'ikolovatu** on Injured Reserve. Released LS **Andrew DePaola** and DE **George Johnson**.

September 2 – Waived DE **Mehdi Abdesmad**, OL **Josh Allen**, DE **Sterling Bailey**, DE **Tarvaris Barnes**, LB **Richie Brown**, LB **Riley Bullough**, CB **Mariei Cooper**, WR **Donteea Dye**, DE **Hendrick Ekpe**, RB **Russell Hansbrough**, CB **Vernon Harris**, G **Jarvis Harrison**, WR **Shaq Hill**, K **Zach Hocker**, WR **Josh Huff**, S **Marqueston Huff**, FB **Austin Johnson**, S **Isaiah Johnson**, T **Korren Kirven**, LB **Jeff Knox**, OL **Mike Liedtke**, T **Marquis Lucas**, WR **Freddie Martino**, RB **Jeremy McNichols**, CB **Jonathan Moxey**, LB **Eric Nzeocha**, DB **Cody Riggs**, G **James Stone**, WR **Derel Walker**, TE **Tevin Westbrook** and WR **Bobo Wilson**. Released LS **Garrison Sanborn**. Waived (injured) QB **Sefo Liufau**. Placed RB **Doug Martin** on Reserve/Suspended list.

September 3 – Traded S **J.J. Wilcox** to the Pittsburgh Steelers. Signed DE **Sterling Bailey**, LB **Riley Bullough**, RB **Russell Hansbrough**, FB **Austin Johnson**, S **Isaiah Johnson**, OL **Mike Liedtke**, T **Marquis Lucas**, WR **Freddie Martino**, CB **Jonathan Moxey**, LB **Eric Nzeocha** and WR **Bobo Wilson** to the practice squad.

September 4 – Signed LS **Garrison Sanborn** and S **T.J. Ward**. Placed QB **Ryan Griffin** on Injured Reserve.

September 5 – Signed DL **Will Clarke**. Waived DL **Channing Ward**.

September 6 – Signed T **Justin Murray** to practice squad. Placed T **Marquis Lucas** on Practice Squad Injured Reserve.

September 14 – Signed DL **Channing Ward** to practice squad. Released DL **Sterling Bailey** from practice squad.

September 19 – Signed CB **David Rivers** to practice squad. Released CB **Jonathan Moxey** from practice squad.

October 2 – Activated RB **Doug Martin** from Reserve/Suspended list. Waived TE **Alan Cross**.

October 3 – Signed TE **Alan Cross** to practice squad. Released RB **Russell Hansbrough** from practice squad.

October 5 – Promoted S **Isaiah Johnson** from practice squad to active roster. Released DE **Jacques Smith**.

October 9 – Signed K **Patrick Murray**. Placed K **Nick Folk** on Injured Reserve. Signed DE **Patrick O'Connor** to practice squad.

October 10 – Signed DE **Larry Webster** to practice squad. Released FB **Austin Johnson** from practice squad.

October 24 – Waived S **Isaiah Johnson**. Released DE **Larry Webster** from practice squad.

October 25 – Signed CB **Deji Olatoye** and DE **Darryl Tapp**. Placed DE **Noah Spence** on Injured Reserve. Signed DE **Marquavius Lewis**.

October 26 – Signed S **Isaiah Johnson** to practice squad. Released DE **Marquavius Lewis** from practice squad.

November 6 – WR **Mike Evans** suspended.

November 7 – Activated QB **Ryan Griffin** from Injured Reserve. Waived CB **Deji Olatoye**.

November 8 – Promoted WR **Freddie Martino** from practice squad to active roster. Signed DE **Patrick Gamble** to practice squad.

November 13 – WR **Mike Evans** returned from suspension. Waived WR **Freddie Martino**.

November 14 – Released DE **Patrick Gamble** and CB **David Rivers** from practice squad.

November 15 – Signed CB **Senquez Golson** and WR **Freddie Martino** to practice squad.

November 17 – Promoted WR **Freddie Martino** from practice squad to active roster. Waived WR **Bernard Reedy**.

November 22 – Signed WR **Jake Lampman**, T **Givens Price** and CB **David Rivers** to the practice squad. Released CB **Senquez Golson** and T **Justin Murray** from the practice squad.

November 28 – Placed T **Demar Dotson** and C **Ali Marpet** on Injured Reserve. Waived TE **Luke Stocker** and DE **Darryl Tapp**. Promoted TE **Alan Cross**, DE **Patrick O'Connor** and WR **Bobo Wilson** from the practice squad to the active roster. Signed CB **Deji Olatoye**. Signed CB **Maurice**

Fleming, DE **Patrick Gamble**, RB **Dare Ogunbowale** and T **Brad Seaton** to the practice squad. Released CB **David Rivers** from the practice squad.

December 2 – Promoted OL **Mike Liedtke** from practice squad to active roster. Waived LB **Cameron Lynch**.

December 5 – Signed DE **Sterling Bailey** to the practice squad.

December 6 – Signed DB **Cody Riggs** to the practice squad. Released RB **Dare Ogunbowale** from the practice squad.

TAMPA BAY BUCCANEERS' 2017 PERSONNEL LOG

(By Player and Coach)

Abdesmad, Mehdi **DE**
August 28 Signed contract
September 2 Waived

Adjei-Barimah, Jude **CB**
April 17 Signed ERFA contract
August 22 Waived (injured)

Aguayo, Roberto **K**
August 12 Waived

Albrecht, Austin **T**
August 19 Signed contract
August 20 Waived

Allen, Josh..... **OL**
January 2 Signed contract
September 2 Waived

Auclair, Antony **TE**
May 1 Signed contract

Bailey, Sterling **DE**
May 31 Signed contract
September 2 Waived
September 3 Signed to practice squad
September 14 Released from practice squad
December 5 Signed to practice squad

Baker, Chris..... **DT**
March 9 Signed contract

Barnes, Tavaris **DE**
May 31 Signed contract
September 2 Waived

Barnett, Deondre..... **DE**
May 1 Signed contract
May 31 Waived

Beckwith, Kendell **LB**
May 23 Signed contract

Brate, Cam..... **TE**
April 17 Signed ERFA contract

Breyer, Danny..... **Defensive Assistant**
February 14 Named defensive assistant

Brown, Richie..... **LB**
May 1 Signed contract
September 2 Waived

Bullough, Riley..... **LB**
May 1 Signed contract
September 2 Waived
September 3 Signed to practice squad

Cartwright, Kivon **TE**
January 4 Signed contract
May 1 Waived

Cherilus, Gosder **T**
March 16 Announced retirement

Clarke, Will..... **DL**
September 5 Signed contract

Conte, Chris..... **S**
March 9 Signed contract

Cooper, Mariel..... **CB**
August 20 Signed contract
September 2 Waived

Cross, Alan **TE**
October 2 Waived
October 3 Signed to practice squad
November 28 Promoted to active roster

Dellenbach, Dax **LS**
 February 7 Signed contract
 May 10 Waived
DePaola, Andrew **LS**
 August 22 Signed contract
 September 1 Released
Dotson, Demar **T**
 November 28 Placed on Injured Reserve
Dye, Donteea **WR**
 September 2 Waived
Ekpe, Hendrick **DE**
 August 28 Signed contract
 September 2 Waived
Evans, Justin **S**
 May 25 Signed contract
Evans, Mike **WR**
 November 6 Suspended
 November 13 Returned from suspension
Fitzpatrick, Ryan **QB**
 May 22 Signed contract
Fleming, Maurice **CB**
 May 1 Signed contract
 August 19 Waived
 November 28 Signed to practice squad
Folk, Nick **K**
 March 18 Signed contract
 October 9 Placed on Injured Reserve
Fulton, Skyler **Offensive Assistant**
 February 14 Named offensive assistant
Gamble, Patrick **DE**
 November 8 Signed to practice squad
 November 14 Released from practice squad
 November 28 Signed to practice squad
Gardner, Cole **T**
 May 1 Signed contract
 August 19 Waived
Glanton, Adarius **LB**
 April 17 Signed ERFA contract
Godwin, Chris **WR**
 June 1 Signed contract
Golson, Senquez **CB**
 November 15 Signed to practice squad
 November 22 Released from practice squad
Gottschalk, Ben **C**
 May 1 Waived
Gray, Alex **S**
 May 1 Signed contract
 July 30 Waived
Greene, Brett **Director of Video**
 February 21 Named director of video
Griffin, Ryan **QB**
 April 17 Signed RFA contract
 August 30 Signed contract extension
 September 4 Placed on Injured Reserve
 November 7 Activated from Injured Reserve
Grossi, Zack **Offensive Quality Control**
 February 14 Named offensive quality control
Hansbrough, Russell **RB**
 September 2 Waived
 September 3 Signed to practice squad
 September 4 Released from practice squad

Harris, Vernon **CB**
 August 19 Signed contract
 September 2 Waived
Harrison, Jarvis..... **G**
 January 5 Signed contract
 September 2 Waived
Hawley, Joe **C**
 March 15 Signed contract
Hicks, Quayvon **RB**
 January 10 Signed contract
 August 20 Waived
Hill, Shaq..... **WR**
 August 2 Signed contract
 September 2 Waived
Hocker, Zach **K**
 August 13 Signed contract
Howard, O.J...... **TE**
 May 22 Signed contract
Huff, Josh **WR**
 September 2 Waived
Huff, Marqueston **S**
 July 30 Signed contract
 September 2 Waived
Humphries, Adam **WR**
 April 17 Signed ERFA contract
Jackson, DeSean **WR**
 March 9 Signed contract
Johnson, Austin..... **FB**
 January 2 Signed contract
 September 2 Waived
 September 3 Signed to practice squad
 October 10 Released from practice squad
Johnson, George **DE**
 September 1 Released
Johnson, Isaiah..... **S**
 January 2 Signed contract
 September 2 Waived
 September 3 Signed to practice squad
 October 5 Promoted to active roster
 October 24 Waived
 October 26 Signed to practice squad
Kirven, Korren **T**
 May 1 Signed contract
 September 2 Waived
Knox, Jeff..... **LB**
 September 2 Waived
Lambert, DaVonte **DL**
 September 1 Placed on Injured Reserve
Lampman, Jake **WR**
 November 22 Signed to practice squad
Lewis, Marquavius **DE**
 October 25 Signed to practice squad
 October 26 Released from practice squad
Liedtke, Mike **OL**
 January 2 Signed contract
 September 2 Waived
 September 3 Signed to practice squad
 December 2 Promoted to active roster
Liufau, Sefo **QB**
 May 1 Signed contract
 September 2 Waived (Injured)

Lucas, Marquis..... **T**
August 20 Awarded off of waivers (ATL)
September 2 Waived
September 3 Signed to practice squad
September 6 Placed on Practice Squad Injured Reserve

Lunsford, John..... **K**
January 2 Signed contract
March 22 Waived

Lynch, Cameron..... **LB**
December 2 Waived

Mabin, Greg **CB**
May 1 Signed contract
May 8 Waived

Magloire, Paul..... **LB**
May 1 Signed contract
May 31 Waived

Marpet, Ali..... **C**
November 28 Placed on Injured Reserve

Martin, Doug **RB**
September 2 Placed on Reserve/Suspended list
October 2 Activated from Reserve/Suspended list

Martino, Freddie **WR**
April 17 Signed ERFA contract
September 2 Waived
September 3 Signed to practice squad
November 8 Promoted to active roster
November 13 Waived
November 15 Signed to practice squad
November 17 Promoted to active roster

McClain, Robert..... **CB**
May 10 Signed contract

McNichols, Jeremy **RB**
May 23 Signed contract
September 2 Waived

Moxey, Jonathan..... **CB**
May 1 Signed contract
September 2 Waived
September 3 Signed to practice squad
September 19 Released from practice squad

Murray, Justin **T**
September 6 Signed to practice squad
November 22 Released from practice squad

Murray, Patrick..... **K**
October 9 Signed contract

Nzeocha, Eric **LB**
May 30 Signed contract
September 2 Waived
September 3 Signed to practice squad

O'Connor, Patrick **DE**
October 9 Signed contract
November 28 Promoted to active roster

Ogunbowale, Dare **RB**
November 28 Signed to practice squad
December 6 Released from practice squad

Olatoye, Deji **CB**
October 25 Signed contract
November 7 Waived
November 28 Signed contract

Panfil, Evan..... **DE**
May 11 Signed contract
July 28 Waived

Perkins, Anthony Assistant to the Head Coach

February 14 Named assistant to the head coach

Price, Givens T

November 22 Signed to practice squad

Reedy, Bernard WR

November 17 Waived

Renfree, Sean QB

January 30 Signed contract

May 22 Waived

Riggs, Cody CB

January 2 Signed contract

September 2 Waived

December 6 Signed to practice squad

Rivers, David CB

September 19 Signed to practice squad

November 14 Released from practice squad

November 22 Signed to practice squad

November 28 Released from practice squad

Robinson, Josh CB

March 12 Signed contract

Rodgers, Jacquizz RB

March 9 Signed contract

Sanborn, Garrison LS

March 14 Signed contract

September 2 Released

September 4 Signed contract

Seales, Jhajuan WR

July 30 Signed contract

August 2 Waived

Seaton, Brad T

November 28 Signed to practice squad

Siliga, Sealver WR

March 11 Signed contract

Sims, Blake RB

January 2 Signed contract

August 28 Waived

Smith, Alex Pro Scout

February 14 Named pro scout

Smith, Jacques DE

May 22 Signed RFA contract

July 26 Placed on Active/PUP list

October 5 Released

Smith, Mike Defensive Coordinator

January 13 Signed contract

Spence, Noah DE

October 25 Placed on Injured Reserve

Sperbeck, Thomas WR

May 1 Signed contract

July 30 Waived

Steele, Ben Tight Ends Coach

February 7 Named tight ends coach

Stocker, Luke TE

November 28 Waived

Stone, James G

January 20 Signed contract

September 2 Waived

Tapp, Darryl DE

October 25 Signed contract

November 28 Waived

Trattou, Justin DE

July 28 Signed contract

August 28 Placed on Injured Reserve

Tu'ikolovatu, Stevie DT
 May 23 Signed contract
 September 1 Placed on Injured Reserve
Verner, Alterraun..... CB
 February 23 Released
Walker, Derel TE
 January 2 Signed contract
 September 2 Waived
Ward, Channing DL
 September 5 Waived
 September 14 Signed to practice squad
Ward, T.J..... S
 September 4 Signed contract
Webster, Larry..... DE
 October 10 Signed to practice squad
 October 24 Released from practice squad
Westbrook, Tevin TE
 January 2 Signed contract
 September 2 Waive
Wilcox, J.J. S
 March 11 Signed contract
 September 3 Traded to PIT
Wilson, Bobo WR
 May 1 Signed contract
 September 2 Waived
 September 3 Signed to practice squad
 November 28 Promoted to active roster