



NEWS RELEASE

December 12, 2017

Seahawks Host Rams Looking to Keep Division Record Unblemished this Sunday



**Seahawks vs. Rams**  
**Sunday, December 17**  
**1:05 p.m. (PT), FOX**  
**CenturyLink Field**



**2017 Schedule**

**Preseason (4-0)**

Day	Date	Opponent	Time (PT)	TV
Sun.	8/13	at L.A. Chargers	W	48-17
Fri.	8/18	Minnesota	W	20-13
Fri.	8/25	Kansas City	W	26-13
Thu.	8/31	at Oakland	W	17-13

**Regular Season (8-5)**

Day	Date	Opponent	Time (PT)	TV
Sun.	9/10	at Green Bay	L	17-9
Sun.	9/17	San Francisco	W	12-9
Sun.	9/24	at Tennessee	L	33-27
Sun.	10/1	Indianapolis	W	46-18
Sun.	10/8	at L.A. Rams	W	16-10
Sun.	10/15	Bye Week		
Sun.	10/22	at N.Y. Giants	W	24-7
Sun.	10/29	Houston	W	41-38
Sun.	11/5	Washington	L	17-14
Thu.	11/9	at Arizona	W	22-16
Mon.	11/20	Atlanta	L	34-31
Sun.	11/26	at San Francisco	W	24-13
Sun.	12/3	Philadelphia	W	24-10
Sun.	12/10	at Jacksonville	L	30-24
Sun.	12/17	L.A. Rams	1:05 p.m.	FOX
Sun.	12/24	at Dallas	1:25 p.m.	FOX
Sun.	12/31	Arizona*	1:25 p.m.	FOX

\* Game time subject to NFL Flexible Scheduling

**Table of Contents**

Page	Note
2	What to Look for
3	Series vs. Los Angeles
4-9	Team Notes
10-12	Russell Wilson
13-15	Player Notes (by jersey number)
16	Pete Carroll
17	Steve Hutchinson Eligible for Hall of Fame
18	CenturyLink Field Enhancements
19-20	Statistics
21-24	Transactions, Participation Chart, How Built
25-27	Rosters, Depth Chart, Pronunciation Guide

Seattle (8-5) hosts division leader Los Angeles (9-4) this Sunday for a chance to move in to first place and move in to the NFC playoff field.

The Seahawks fell to Jacksonville last week, 30-24, but since 2012, they carry a 23-4 record following an in-season loss.

Seattle's record of 35-12 in the months of November/December is tops in the NFL for wins and its 20-6 record in regular season games in December/January ranks third in the NFL since 2012. Helping that cause, the Seahawks are 47-0 when leading by four or more points at halftime, including playoffs, since 2012.

This will be the 39th meeting between the two clubs, with Seattle leading the series, 23-15. The Seahawks got their first series win in Los Angeles facing the Rams earlier this season, 16-10, on October 8.

**Broadcast Information**

<b>Television</b>	FOX (channel 13 in Seattle)	Kevin Burkhardt (play-by-play) Charles Davis (analyst) Pam Oliver (sidelines)
<b>Local Radio</b>	710 ESPN Seattle KIRO Radio 97.3	Steve Raible (play-by-play) Brock Huard (analyst) Jen Mueller (sidelines) John Clayton (sidelines)
<b>National Radio</b>	Sports USA	Larry Kahn (play-by-play) John Robinson (analyst) Troy West (sidelines)

**This Week's Schedule**

**Wednesday, December 13**

- 12:45 p.m. Rams Head Coach Sean McVay conference call
- 12:55 p.m. Head Coach Pete Carroll press conference
- 1:10 p.m. Selected players available; open locker room
- 2:15 p.m. Practice\*
- 3:45 p.m. OC Darrell Bevell, coaches available

**Thursday, December 14**

- 12:40 p.m. QB Russell Wilson available
- 12:50 p.m. Selected players available; open locker room
- 2:00 p.m. Practice\*
- 3:45 p.m. DC Kris Richard, coaches available

**Friday, December 15**

- 12:30 p.m. Practice\*
- 2:00 p.m. Coach Carroll available; open locker room

**Saturday, December 16**

No media availability

**Sunday, December 17**

- 1:05 p.m. Seahawks vs. Rams

**Monday, December 18**

- 3:00 p.m. Head Coach Pete Carroll press conference

\*Local TV cameras may shoot the first 5-10 minutes of practice

# What to Look for



## Team

\* Since 2012, including playoffs, Seattle is 47-0 when leading by four or more points at halftime.

## Pete Carroll

\* Needs one more win to tie Mike Tomlin for 33rd place on the NFL's all-time coaches wins list with 122.

## Doug Baldwin

\* Has played in 85 consecutive games, the fourth-longest active streak among wide receivers.

### Most Consecutive Games Played by a WR, Active Streak

Eric Weems, Ten	147
Demaryius Thomas, Den	104
Golden Tate, Det	92
<b>Doug Baldwin, Sea</b>	<b>85</b>
Cordarrelle Patterson, Oak	77

\* Needs eight receptions to pass Darrell Jackson for fourth-place on Seattle's all-time receptions list with 442.

\* Needs six touchdowns to tie Darrell Jackson for second-place on Seattle's all-time receiving touchdowns list with 47.

\* Needs one touchdown to tie Joey Galloway for seventh-place on Seattle's all-time total touchdowns list with 42.

\* Ranks fifth on Seattle's all-time receptions list with 434.

\* Ranks fourth on Seattle's all-time receiving yards list with 5,814.

## Michael Bennett

\* Ranks tied for seventh (Chris Clemons) on Seattle's all-time sacks list with 38.0.

\* Needs 9.5 sacks to tie Joe Nash for sixth-place on Seattle's all-time sacks list with 47.5.

## Jimmy Graham

\* Needs two more receptions to pass Christian Fauria for first-place on Seattle's all-time receptions by a tight end list with 167.

\* At San Francisco (11/26), passed Jerramy Stevens for first-place on Seattle's all-time touchdowns by a tight end. He currently has 17 touchdowns in his Seahawks career.

\* At San Francisco (11/26), passed John Carlson for first-place on Seattle's all-time touchdowns by a tight end in a single-season. He currently has nine touchdowns this season.

\* At the N.Y. Giants (10/22), passed Itula Mili for first-place on Seattle's all-time receiving yards by a tight end. He currently has 2,001 yards in his Seahawks career.

## Bobby Wagner

\* Needs 20 tackles to pass Joe Nash for third-place on Seattle's all-time tackles list with 780.

## Russell Wilson

\* His 23-4 record following an in-season loss is the best record by a quarterback since the 1970 merger.

\* At San Francisco (11/26), became the fourth quarterback in NFL history to pass for at least 3,000 yards in each of his first six seasons.

\* Against Atlanta (11/20), became the 10th quarterback in NFL history to reach 3,000 career rushing yards.

\* Has seven career games with at least four touchdowns and one or fewer interceptions. Only Dan Marino (10) and Brett Favre (9) have more such games in a player's first six seasons.

\* Has 32 career games with multiple touchdown passes and no interceptions, the most such performances by a quarterback in his first six seasons.

\* With the win at San Francisco (11/26), became the winningest quarterback in a player's first six seasons. Currently has 64 wins.

\* Has started 93 consecutive games, the fourth-longest active streak among quarterbacks.

\* Has started every game played with 105 (93 regular season, 12 postseason).

### Most Consecutive Games Started by a QB, Active Streak

Philip Rivers, LAC	189
Matt Ryan, Atl	128
Matthew Stafford, Det	109
<b>Russell Wilson, Sea</b>	<b>93</b>
Blake Bortles, Jac	58

### Single-Season Records in Reach, Franchise History

**Att.:** needs 90 more for 563 (Hasselbeck 562 in 2007)

**Comp.:** needs 61 more for 354 (Wilson 353 in 2016)

**Yards:** needs 693 more for 4,220 (Wilson 4,219 in 2016)

**TDs:** needs six more for 35 (Wilson 34 in 2015)

\* Needs 46 rushing attempts to pass Maurice Morris for eighth-place on Seattle's all-time rushing attempts list with 605.

\* Needs 259 rushing yards to pass Sherman Smith for seventh-place on Seattle's all-time rushing yards list with 3,430.

\* Against Houston (10/29), passed Jim Zorn for third-place on Seattle's all-time passing yards list. He currently has 21,720 yards in his Seahawks career.

\* At the N.Y. Giants (10/22), passed Jim Zorn for third-place on Seattle's all-time completions list. He currently has 1,769 completions in his Seahawks career.

\* Since becoming a Day 1 starter his rookie season, and not missing a start, Wilson became the fastest quarterback to win 50 games in NFL history.

## K.J. Wright

\* Has started 61 consecutive games, tied for the second-longest active streak among linebackers.

### Most Consecutive Games Started by a LB, Active Streak

Ryan Kerrigan, Was	109
<b>K.J. Wright, Sea</b>	<b>61</b>
Khalil Mack, Oak	61

# Series vs. Rams



## Regular Season: Seahawks lead 23-15

Date	Result	Location	Score	Total Yards
October 31, 1976	L	@	45-6	52,035
November 4, 1979	L		24-0	62,048
September 23, 1985	L		35-24	63,292
October 23, 1988	L	@	31-10	57,033
December 22, 1991	W		23-9	51,100
October 19, 1997	W	@	17-9	64,819
September 10, 2000	L	+	37-34	64,869
October 20, 2002	L	@	37-20	65,931
December 22, 2002	W		30-10	63,953
September 21, 2003	W		24-23	65,841
December 14, 2003	L	@	27-22	66,152
October 10, 2004	L		33-27 ot	66,940
November 14, 2004	L	@	23-12	66,044
October 9, 2005	W	@	37-31	65,707
November 13, 2005	W		31-16	67,192
October 15, 2006	W	@	30-28	65,592
November 12, 2006	W		24-22	68,175
October 21, 2007	W		33-6	68,164
November 25, 2007	W	@	24-19	65,423
September 21, 2008	W		37-13	68,012
December 14, 2008	W	@	23-20	56,123
September 13, 2009	W		28-0	67,610
November 29, 2009	W	@	27-17	47,475
October 3, 2010	L	@	20-3	52,326
January 2, 2011	W		16-6	67,325
November 20, 2011	W	@	24-7	56,400
December 12, 2011	W		30-13	66,577
September 30, 2012	L	@	19-13	53,193
December 30, 2012	W		20-13	67,936
October 28, 2013	W	@	14-9	55,966
December 29, 2013	W		27-9	68,264
October 19, 2014	L	@	28-26	57,855
December 28, 2014	W		20-6	68,453
September 13, 2015	L	@	34-31 ot	51,792
December 27, 2015	L		23-17	69,080
September 18, 2016	L	@	9-3	91,046
December 15, 2016	W		24-3	69,067
October 8, 2017	W	@	16-10	60,745

<b>Record in Seattle</b> .....	14-5
Kingdome .....	1-2
Husky Stadium .....	0-1
CenturyLink Field .....	13-2
<b>Record at Rams</b> .....	9-10
L.A. Coliseum .....	1-2
Anaheim Stadium .....	0-1
Edward Jones Dome .....	8-7
<b>Current Streaks</b> .....	Seattle won the last two meetings
<b>Longest Win Streaks</b>	
Seahawks .....	10, 2005-10
Rams .....	4, 1976-88
<b>Last Game Played in...</b>	
Seattle .....	Seahawks 24, Rams 3 (12/15/16)
Los Angeles .....	Seahawks 16, Rams 10 (10/8/17)
<b>Total Points in Series</b>	
Seahawks .....	827 (21.8)
Rams .....	724 (19.1)
<b>Largest Margin of Victory</b>	
Seahawks .....	28 points, 28-0 (9/13/09)
Rams .....	39 points, 45-6 (10/31/76)
<b>Combined Points</b>	
Highest .....	71 (Rams win 37-34 on 9/10/00)
Lowest .....	12 (Rams win 9-3 on 9/18/16)
<b>Shutouts</b>	
Seahawks .....	28-0 (9/13/09)
Rams .....	24-0 (11/4/79)
<b>Pete Carroll vs. Rams</b> (Regular Season) .....	9-7
With Seattle .....	9-6
With New England .....	0-1
Playoffs .....	0-0

## Head-to-Head Comparison

2017 Regular Season	Seahawks	Rams
Record	8-5	9-4
Total Yards Gained	4,705	4,779
Total Offense (NFL Rank)	361.9 (10)	367.6 (8)
Rush Offense	105.7 (18)	114.7 (14)
Pass Offense	256.2 (7)	252.9 (9)
Points Per Game	24.2 (11)	30.5 (2)
Total Yards Allowed	4,278	4,456
Total Defense	329.1 (13)	342.8 (18)
Rush Defense	102.8 (8)	124.1 (28)
Pass Defense	226.3 (16)	218.7 (11)
Points Allowed/Game	19.4 (8)	20.4 (12)
Possession Avg.	30:05	29:32
Sacked/Yds. Lost	30/192	22/141
Sacks Made/Yds. Lost	32/224	40/247
Interceptions By	10	15
Penalties/Yds.	120/1,040	93/807
Punts/Avg.	68/44.8	49/48.1
Turnover Differential	+5 (T8)	+5 (T8)

## 2017 Stat Leaders

	Seahawks	Rams
<b>Rushing</b>	Russell Wilson 482 (76-6.3-3)	Todd Gurley 1,035 (236-4.4-10)
<b>Passing</b>	Russell Wilson 3,527 (473-293-29-11-95.5)	Jared Goff 3,383 (418-260-22-6-99.2)
<b>Receiving</b>	Doug Baldwin 860 (66-13.0-5)	Cooper Kupp 783 (56-14.0-3)
<b>Scoring</b>	Jimmy Graham (Non kicker) 56	Todd Gurley 78
<b>Sacks</b>	Michael Bennett 7.5	Aaron Donald 8.0
<b>Int.</b>	three tied 2	Barron & Joyner 3
<b>Punting</b>	Jon Ryan 44.8/39.5 net (26 In 20)	Johnny Hekker 48.1/45.1 net (25 In 20)
<b>Kicking</b>	Blair Walsh 90 (20/27 FG, 30/31 PAT)	Greg Zuerlein 148 (36/38 FG, 40/41 PAT)

## Top Single-Game Performances

	Seahawks	Rams
<b>Rushing Yards</b>	Shaun Alexander 22-176-8.0-0 11/14/04	Marshall Faulk 32-183-5.7-3 10/20/02
<b>Passing Yards</b>	Russell Wilson 36-23-313-2-0 10/19/14	Kurt Warner 47-35-386-1-1 9/10/00
<b>Receiving Yards</b>	Koren Robinson 3-166-55.3-1 10/20/02	Torry Holt 8-154-19.3-3 10/15/06
<b>Sean McVay vs. Seahawks</b> (Regular Season) .....	0-1	0-1
With L.A. Rams .....	0-1	0-1





## Best Record in Nov./Dec. Since 2012

The Seahawks know how to finish. Seattle's record of 35-12 in the months of November/December is tops in the NFL for wins since 2012.

### Best Record in Nov./Dec. Since 2012

Team	W	L	Pct.
<b>Seattle Seahawks</b>	<b>35</b>	<b>12</b>	<b>.745</b>
New England Patriots	34	10	.773
Carolina Panthers	34	13	.723
Pittsburgh Steelers	32	15	.681
Denver Broncos	29	19	.596

## Best Record in Dec./Jan. Since 2012

Seattle's regular season record of 20-6 in the months of December/January ranks third in the NFL for wins since 2012.

### Best Record in Dec./Jan. Since 2012

Team	W	L	Pct.
Green Bay Packers	20	5	.800
Pittsburgh Steelers	20	5	.800
<b>Seattle Seahawks</b>	<b>20</b>	<b>6</b>	<b>.769</b>
Carolina Panthers	19	7	.731
New England Patriots	19	7	.731

## No. 6 in Redzone Defense (45.5%)

Seattle has allowed the sixth-fewest trips to the redzone by opponents in the NFL with 33 possessions.

Of those 33 possessions, opponents have scored a touchdown only 15 times (45.5%), to rank sixth in the league.

### Top Redzone Defense, NFL

Team	Poss.	TD	TD %
Jacksonville	20	7	35.0
L.A. Chargers	29	11	37.9
Cincinnati	46	19	41.3
Minnesota	35	15	42.9
Chicago	43	19	44.2
<b>Seattle</b>	<b>33</b>	<b>15</b>	<b>45.5</b>

## 2nd in NFL with 29 Touchdown Passes

Russell Wilson ranks second in the NFL with 29 touchdown passes and needs five more to tie his own franchise-record and career-high of 34 set in 2015.

### Most Touchdown Passes, NFL

Player	TD
Carson Wentz, Phi	33
<b>Russell Wilson, Sea</b>	<b>29</b>
Tom Brady, NE	27
Ben Roethlisberger, Pit	24
Alex Smith, KC	23

## #3 Russell Wilson #88 TE Jimmy Graham

## NFL Record: 17 Fourth-Quarter TDs

Russell Wilson leads the NFL with 17 touchdown passes and a 137.4 passer rating this year in the fourth quarter, and is one of two quarterbacks (Drew Brees) with a completion percentage over 70% in the final quarter.

Those 17 touchdown passes passed Eli Manning (15 in 2011) for the most in the fourth quarter in NFL history.

## 2nd in NFL with Nine TD Receptions

Jimmy Graham ranks second in the NFL with nine touchdowns and is looking for double-digit touchdowns for the fourth time in his eight NFL seasons.

### Most Receiving Touchdowns, NFL

Player	TD
DeAndre Hopkins, Hou	11
<b>Jimmy Graham, Sea</b>	<b>9</b>
Davante Adams, GB	9
Antonio Brown, Pit	9

## 12s Shake CenturyLink Field on Jimmy Graham Game-Winning Touchdown

According to the Pacific Northwest Seismic Network, the ground shook yet again near CenturyLink Field following a big Seattle touchdown.

The seismic activity was recorded as Jimmy Graham caught the game-winning touchdown vs. Houston (10/29) with 21 seconds remaining.



This is what seismologists see when @TheJimmyGraham gets a game winning touchdown! #GoHawks @Seahawks



Seahawks game winning touchdown seismogram! Wilson to Graham. QuickShake replay of the fans shaking the Century Link stadium after Graham's ga... youtube.com



## 129 Consecutive Sell Outs

Since the Seahawks trip to Super Bowl XL, NFC West crowns from 2004-07, 2010, 2013-14 and 2016, a Super Bowl XLVIII championship and Super Bowl XLIX appearance, Seattle's fans do not want to miss out on seeing their team in action. Since 2003, all but one game has sold out, giving the team 129 consecutive sell outs through Week 15 of the 2017 season, including playoffs.

Fans set the CenturyLink Field attendance record (69,190) in Week 11 vs. Philadelphia (11/20/16).

For the fourth-consecutive year, Seattle posted at least a 99% season ticket renewal rate while selling all 61,000 available season tickets.

Training Camp presented by Safeway practices open to the public also sold out. In all, more than 30,000 fans attended the team's 12 open camp sessions.

## 161 False Starts at Home

Armed with the loudest fans in the NFL, CenturyLink Field and the 12s lead the NFL with 161 false start penalties since the 2005 season.

### Opponent False Start Penalties at Home (2005-current)

	Games	Penalties	Average
<b>Seattle Seahawks</b>	<b>102</b>	<b>161</b>	<b>1.58</b>
Arizona Cardinals	95	157	1.65
Philadelphia Eagles	102	149	1.46
Detroit Lions	102	148	1.45
Houston Texans	103	142	1.38

## 49-10 When Winning the T.O. Battle

Since 2010, Seattle is 49-10 when winning the turnover battle. It led the NFL in 2013 with 39 takeaways and a +20 differential, ranked fourth in the league in 2014 at +10 and finished 2015 tied for fifth at +7.

### Seattle Record when Winning the Turnover Battle

Year	Record
2010	4-0
2011	6-2
2012	7-1
2013	10-1
2014	6-2
2015	4-4
2016	7-0
2017	5-0
<b>Totals</b>	<b>49-10</b>

### Turnover Differential Since 2011, NFL

Team	Take-aways			Give-aways			Diff
	Int	Fum	Total	Int	Fum	Total	
New England	112	78	190	56	45	101	+89
<b>Seattle</b>	<b>116</b>	<b>71</b>	<b>187</b>	<b>72</b>	<b>51</b>	<b>123</b>	<b>+64</b>
Green Bay	122	57	179	65	52	117	+62
San Francisco	104	64	168	64	63	127	+41
Carolina	107	76	183	95	58	153	+30

## 1,804 Roster Transactions Since 2010

Since forming their relationship in 2010, General Manager John Schneider and Pete Carroll have put together the NFL's most competitive, deep and talented roster over the last eight seasons.

As a result of the numerous transactions, **Seattle has had 200 players play at least one NFL game with another team, and 119 play at least 10 games** after being released, traded or un-signed after their time with Seattle since 2010.

Of the 53 players on Seattle's 2017 roster, 17 originally entered the league as undrafted free agents (five with Seattle) and the remaining 36 were drafted (seven in the first-round, seven in the second-round, eight in the third-round, four in the fourth-round, five in the fifth-round, four in the sixth-round and one in the seventh-round), including 25 drafted by Seattle (exceptions: Aboushi, Alexander, Brown, M. Davis, Graham, Joeckel, Jordan, Lacy, S. Richardson, Smith, Walsh).

## 89-37 NFC Home Record Since 2002

One thing that has been a constant from the early days of the Kingdom through the championship years of CenturyLink Field is that the 12s have given that extra edge to the Seahawks when playing in the Puget Sound.

Seattle has the NFC's best home winning percentage since moving to the NFC in 2002 with an 89-37 record, and is one of three teams with 80-plus wins during that span.

### NFC Best Home Record Since 2002

Team	Record	Pct.
<b>Seattle</b>	<b>89-37</b>	<b>.706</b>
Green Bay	89-37-1	.705
Minnesota	81-45	.643
Philadelphia	77-49	.611
Atlanta	76-51	.598
Arizona	75-51-1	.594
New Orleans	73-53	.579
Carolina	72-54	.571
Dallas	72-55	.567
Chicago	67-60	.528

## 14,518 Team Rushing Yards Since '11

Seattle ranks second in the NFL with 14,518 team rushing yards since 2011.

Seattle's franchise-record 25-game streak of 100-plus rushing yards was snapped vs. St. Louis (12/27/15).

### Most Team Rushing Yards Since 2011, NFL

Team	Yards
Buffalo	14,680
<b>Seattle</b>	<b>14,518</b>
Carolina	14,403
Philadelphia	14,123
Minnesota	13,827



## Only Three Double-Digit Losses in Last 113 games (including playoffs)

Seattle's NFL-record streak of not losing by more than 10 points in 85 regular season games (95 games including playoffs) ended at Green Bay (12/11/16).

Also, the Seahawks largest defeat from Week 9 (11/6/11) of 2011 through Week 2 of 2015 was a 10-point loss at Green Bay (9/20/15), a span of **57 games (65 including playoffs)**.

### Largest Defeats Since Week 9 of 2011 (including playoffs)

Deficit	Score	Opponent	Date
28	38-10	at Green Bay	12/11/16
16	36-20	at Atlanta*	1/14/17
10	27-17	at Green Bay	9/20/15
9	14-5	at Tampa Bay	11/27/16
9	30-21	at San Diego	9/14/14
<b>8</b>	<b>17-9</b>	<b>at Green Bay</b>	<b>9/10/17</b>
7	five times	last: at Carolina*	1/17/16

\* NFC Divisional Playoff

## 69-31-1 Record in Last 101 Games

Seattle has compiled a 69-31-1 record since the final half of the 2011 regular season and in those 31 losses, the average margin of victory for the opponent has been 5.9 points (182 points).

## NFL-Record 98 Straight Games Within One Score in the 4th Quarter Ends

Seattle's NFL-record streak of 88 regular season games (98 games including playoffs) where it has led or been within one score in the fourth quarter came to an end at Tampa Bay (11/27/16) last season.

The previous time the Seahawks were not in the lead or within a score in the fourth quarter was at Pittsburgh (9/18/11), a 24-0 loss.

Seattle's NFL-record of holding a lead at some point in **62 straight games** was snapped vs. St. Louis (12/27/15).

## 23-15-1 Road Record Since 2013

Seattle is 23-15-1 in its last 39 road games dating back to 2013 and posted an 8-6 record in its last 14 10 a.m. (PT) kickoff starts.

The Seahawks posted a franchise-best 6-2 road record in 2013 and 5-3 records in 2014 and 2015. They are 4-3 this year.

### Best Road Records in Franchise History

Record	Year
6-2	2013
5-3	2015
5-3	2014
5-3	2005
5-3	1984
4-4	12 times

## Defensive Consistency from 2012-16; Top-5 Offense in 2015

Following four seasons of leading the NFL in scoring defense (2012-15), Seattle finished 2016 with the third-ranked scoring defense (18.3). The Seahawks also finished in the top-five in total defense for the fifth-consecutive season during an era of unprecedented scoring and yardage numbers in NFL history.

Seattle also won 10 or more games for the fifth-consecutive season.

Seahawks	2012	2013	2014	2015	2016
Record	11-5	13-3	12-4	10-6	10-5-1
Total Yards Gained	5,610	5,424	6,012	6,058	5,715
Total Offense (NFL Rank)	350.6 (17)	339.0 (17)	375.8 (9)	378.6 (4)	357.2 (12)
Rush Offense	161.2 (3)	136.8 (4)	172.6 (1)	141.8 (3)	99.4 (25)
Pass Offense	189.4 (27)	202.3 (26)	203.1 (27)	236.9 (20)	257.8 (10)
Points Per Game	25.8 (9)	26.1 (T8)	24.6 (10)	26.4 (T4)	22.1 (T18)
Total Yards Allowed	4,899	4,378	4,274	4,668	5,099
Total Defense	306.2 (4)	273.6 (1)	267.1 (1)	291.8 (2)	318.7 (5)
Rush Defense	103.1 (10)	101.6 (T7)	81.5 (3)	81.5 (1)	92.9 (7)
Pass Defense	203.1 (6)	172.0 (1)	185.6 (1)	210.3 (2)	225.8 (8)
Points Allowed/Game	15.3 (1)	14.4 (1)	15.9 (1)	17.3 (1)	18.3 (3)
Possession Avg.	31:36	29:57	32:11	31:40	29:36
Sacked/Yds. Lost	33/203	44/272	42/242	46/271	42/298
Sacks Made/Yds. Lost	36/247	44/298	37/234	37/255	42/272
Interceptions By	18	28	13	14	11
Penalties/Yds.	110/890	128/1,183	130/1,009	117/1,007	117/970
Punts/Avg.	65/45.6	76/41.6	62/43.4	68/45.7	72/43.4
Turnover Differential	+13 (T5)	+20 (1)	+10 (4)	+7 (T5)	+1 (16)



## 23-9 on Monday Night Football

Seattle is 23-9 all-time on Monday night and its 11-game winning streak on Mondays was snapped this season. Its .719 winning percentage on Mondays ranks first all-time in NFL history.

The Seahawks are 17-6 at home and have outscored opponents 310-151 in their last 12 appearances, including three shutouts.

### Best All-Time Winning %, Monday Night Football

Seattle	23-9	.719
San Francisco	48-25	.658
Pittsburgh	45-24	.652
Carolina	10-6	.625
Oakland	38-27-1	.583

### Seahawks on Monday Night Football (23-9)

Oct. 29, 1979	W	31-28	at Atlanta
Nov. 26, 1979	W	30-7	N.Y. Jets
Nov. 17, 1980	L	19-17	Oakland
Nov. 16, 1981	W	44-23	San Diego
Oct. 29, 1984	W	24-0	at San Diego
Nov. 12, 1984	W	17-14	L.A. Raiders
Sept. 23, 1985	L	35-24	L.A. Rams
Nov. 25, 1985	L	19-6	at San Francisco
Oct. 6, 1986	W	33-7	San Diego
Dec. 8, 1986	W	37-0	L.A. Raiders
Nov. 9, 1987	L	30-14	at N.Y. Jets
Nov. 30, 1987	L	37-14	L.A. Raiders
Nov. 28, 1988	W	35-27	L.A. Raiders
Dec. 4, 1989	W	17-16	Buffalo
Oct. 1, 1990	W	31-16	Cincinnati
Nov. 30, 1992	W (ot)	16-13	Denver
Nov. 1, 1999	W	27-7	at Green Bay
Oct. 2, 2000	L	24-17	at Kansas City
Oct. 14, 2002	L	28-21	San Francisco
Dec. 6, 2004	L	43-39	Dallas
Dec. 5, 2005	W	42-0	at Philadelphia
Nov. 6, 2006	W	16-0	Oakland
Nov. 27, 2006	W	34-24	Green Bay
Nov. 12, 2007	W	24-0	San Francisco
Dec. 12, 2011	W	30-13	St. Louis
Sept. 24, 2012	W	14-12	Green Bay
Oct. 28, 2013	W	14-9	at St. Louis
Dec. 2, 2013	W	34-7	New Orleans
Oct. 6, 2014	W	27-17	at Washington
Oct. 5, 2015	W	13-10	Detroit
Nov. 7, 2016	W	31-25	Buffalo
Nov. 20, 2017	L	34-31	Atlanta

## 11 Straight Wins on Monday Night Football Snapped

Seattle's 11-game winning streak on Mondays was snapped in Week 11 vs. Atlanta (11/20), a 34-31 loss.

It was the second-longest winning streak in Monday Night Football history.

### Most consecutive Monday Night Football wins since 1970

Dates	Team	Wins
9/22/75 - 12/7/81	Oakland	14
<b>12/5/05 - 11/7/16</b>	<b>Seattle</b>	<b>11</b>
11/24/08 - 9/30/13	New Orleans	9
12/2/96 - 9/27/99	San Francisco	9

## 22-4-1 in Prime Time Games Since 2010

Since Pete Carroll took over in 2010, the Seahawks have turned in prime time performances in prime time games, posting a 22-4-1 combined record in Sunday, Monday and Thursday night games, and **outscore opponents 704-376**.

The Seahawks are 8-2-1 on Sunday Night Football, 7-1 on Monday Night Football and 7-1 on Thursday Night Football under Carroll, and are **14-2 at home in prime time games** dating back to 2010.

### Seattle's Prime Time Games Under Pete Carroll (22-4-1)

Date	Opponent	W/L	Score
Sun, Jan. 2, 2011	vs. St. Louis	W	16-6
Thu, Dec. 1, 2011	vs. Philadelphia	W	31-14
Mon, Dec. 12, 2011	vs. St. Louis	W	30-13
Mon, Sept. 24, 2012	vs. Green Bay	W	14-12
Thu, Oct. 18, 2012	at San Francisco	L	13-6
Sun, Dec. 23, 2012	vs. San Francisco	W	42-13
Sun, Sept. 15, 2013	vs. San Francisco	W	29-3
Thu, Oct. 17, 2013	at Arizona	W	34-22
Mon, Oct. 28, 2013	at St. Louis	W	14-9
Mon, Dec. 2, 2013	vs. New Orleans	W	34-7
Thu, Sept. 4, 2014	vs. Green Bay	W	36-16
Mon, Oct. 6, 2014	at Washington	W	27-17
Thu, Nov. 27, 2014	at San Francisco	W	19-3
Sun, Dec. 21, 2014	at Arizona	W	35-6
Sun, Sept. 20, 2015	at Green Bay	L	27-17
Mon, Oct. 5, 2015	vs. Detroit	W	13-10
Thu, Oct. 22, 2015	at San Francisco	W	20-3
Sun, Nov. 15, 2015	vs. Arizona	L	39-32
Sun, Oct. 23, 2016	at Arizona	T	6-6 (ot)
Mon, Nov. 7, 2016	vs. Buffalo	W	31-25
Sun, Nov. 13, 2016	at New England	W	31-24
Sun, Dec. 4, 2016	vs. Carolina	W	40-7
Thu, Dec. 15, 2016	vs. L.A. Rams	W	24-3
Sun, Oct. 1, 2017	vs. Indianapolis	W	46-18
Thu, Nov. 9, 2017	at Arizona	W	22-16
Mon, Nov. 20, 2017	vs. Atlanta	L	34-31
Sun, Dec. 3, 2017	vs. Philadelphia	W	24-10





## .827 Winning % in Prime Time

Seattle has played its best football in prime time, as its 22-4-1 record and .833 winning percentage rank first in the NFL since Pete Carroll took over in 2010.

### Best Record in Prime Time Games Since 2010

Team	W	L	T	Pct.
<b>Seattle Seahawks</b>	<b>22</b>	<b>4</b>	<b>1</b>	<b>.833</b>
New England Patriots	28	8	0	.778
Baltimore Ravens	17	9	0	.654
New Orleans Saints	19	11	0	.633

## Largest Comebacks & Overtime Record

Seattle's overtime record is 12-20-1 and 4-3-1 under Carroll.

### Largest Comebacks in Franchise History

Points	Opponent	Score	Result
21	vs. Tampa Bay (11/3/13)	Trail 21-0	Won 27-24 (ot)
20	at Denver (12/10/95)	Trail 20-0	Won 31-27
18	at Oakland (12/14/97)	Trail 21-3	Won 22-21

## 38-8 at Home Since 2012

### Seattle's NFL Ranking for Last 46 Home Games

#### Wins

<b>38</b>	<b>Seattle</b>
38	New England
36	Denver
34	Green Bay
33	Minnesota

#### Point Differential

<b>+544</b>	<b>Seattle</b>
+537	New England
+436	Denver
+380	Green Bay
+327	Pittsburgh

#### Takeaways

89	Carolina
<b>85</b>	<b>Seattle</b>
83	New England
82	Arizona
78	Cincinnati

#### Turnover Margin

+46	New England
<b>+39</b>	<b>Seattle</b>
+28	Green Bay
+17	Buffalo
+16	Baltimore

### Longest Home Winning Streak, Franchise History

14	2012-13
12	2004-06
10	2002-04

### Most Consecutive Games Won, Franchise History

11	2005
9	2012-13
8	1984

## 13 Special Teams Scores Since 2010

It takes all three phases to win in the NFL and special teams coach Brian Schneider has put together one of the best special teams units in the NFL over the last eight seasons.

### Seattle Special Teams Scores Since 2010

Play	Game	Date	Play	Game	Date
101-yd. KOR by Leon Washington	vs. SD	9/26/10	Muffed punt in endzone TD, Malcolm Smith	vs. Ari	12/9/12
99-yd. KOR by Leon Washington	vs. SD	9/26/10	90-yd. blocked field goal TD, Richard Sherman	vs. SF	12/23/12
10-yd. blocked punt TD, Earl Thomas	vs. KC	11/28/10	blocked punt out of endzone, Jermaine Kearse	at Ind	10/6/13
92-yd. KOR by Leon Washington	vs. SF	12/12/10	25-yd. blocked punt TD, Mike Morgan	vs. Dal	10/12/14
17-yd. blocked punt TD, Mike Robinson	vs. StL	11/12/11	57-yd. punt return by Tyler Lockett	at StL	9/13/15
3-yd. blocked punt TD, Jeron Johnson	vs. Dal	9/16/12	105-yd. kickoff return by Tyler Lockett	vs. Chi	9/27/15
98-yd. KOR by Leon Washington	at Mia	11/25/12			

### Most Blocks Since 2010

21	Oakland
20	Miami
<b>19</b>	<b>Seattle</b>
17	Arizona
14	Chicago

### Most TDs/Safeties Since 2010

16	Baltimore
15	Minnesota
14	Philadelphia
<b>13</b>	<b>Seattle</b>
12	New England

### Most Takeaways on Punt/KOR Since 2010

28	Oakland
22	Kansas City
19	N.Y. Giants
18	New England
<b>17</b>	<b>Seattle</b>





## 12 Flag Raisers at the Toyota Fan Deck

Just before every kickoff at CenturyLink Field, fans turn their attention to the Toyota Fan Deck in the south endzone with anticipation to see who is going to raise the team's signature 12 flag and turn CenturyLink Field in to a frenzy. From former Seahawks greats, to local celebrities and sports personalities, the flag has become a love affair for Seahawks supporters all over the Northwest and the spirit of community that the organization and fans share. Who will raise it next?

### 2017 Flag Raisers

Minnesota - Officer Mike McClaughry	Washington - Former WR Sidney Rice
Kansas City - Seattle Storm G Sue Bird	Atlanta - Veteran Barbara Nichols
San Francisco - Former LB Lofa Tatupu	Philadelphia - Actor Chris Pratt
Indianapolis - HOFs Walter Jones, Steve Largent, Courtney Kennedy	L.A. Rams -
Houston - Former Mariners C Dan Wilson	Arizona -

## 25,688 Estimated Miles Flown During 2016 Season

The team strives to offer first-class amenities and that has not changed this season as Seattle has signed on with Delta Airlines as its 2017 official charter.

The Boeing aircraft will carry the Seahawks "around the world" (a trip around the world is 25,000 miles) as they travel the sixth-most miles, 25,688.

### 2017 Total Miles Traveled (regular season)

1. L.A. Rams	32,498
2. Arizona	30,422
3. Oakland	29,048
4. Miami	27,458
5. L.A. Chargers	26,866
<b>6. Seattle</b>	<b>25,688</b>

## Flight Times

Seattle is among the league leaders in miles traveled each season, and this year is no different. Tucked away in the Northwest, Seattle takes a while to reach via air travel, especially traveling east to west.

### 2017 Flight Times

Seattle to L.A. Chargers - 2:07	Seattle to N.Y. Giants - 4:37
L.A. Chargers to Seattle - 2:07	N.Y. Giants to Seattle - 5:15
Seattle to Oakland - 1:34	Seattle to Arizona - 2:22
Oakland to Seattle - 1:32	Arizona to Seattle - 2:32
Seattle to Green Bay - 3:11	Seattle to San Francisco - 1:49
Green Bay to Seattle - 3:37	San Francisco to Seattle - 1:26
Seattle to Tennessee - 3:54	Seattle to Jacksonville - 4:40
Tennessee to Seattle - 4:05	Jacksonville to Seattle - 5:27
Seattle to L.A. Rams - 2:02	Seattle to Dallas -
L.A. Rams to Seattle - 2:34	Dallas to Seattle -

## 69,190 Largest Home Attendance Record

With the addition of the Toyota Fan Deck in the south end zone in 2016, adding 1,000 new seats, Seattle's home attendance record has been broken and will add to the record books as the season unfolds.

Week 11's game last season with 69,190 fans vs. Philadelphia (11/20/16) broke the Seahawks old record of 69,084, established vs. Buffalo (11/7/16).

### Largest Home Attendance, Franchise History

Att.	Opponent	Stadium	Date	W/L	Score
69,190	Philadelphia	CenturyLink Field	11/20/16	W	26-15
69,104	Carolina	CenturyLink Field	12/4/16	W	40-7
69,084	Buffalo	CenturyLink Field	11/7/16	W	31-25
69,080	St. Louis	CenturyLink Field	12/27/15	L	23-17
<b>69,075</b>	<b>Philadelphia</b>	<b>CenturyLink Field</b>	<b>12/3/17</b>	<b>W</b>	<b>24-10</b>
69,071	Atlanta	CenturyLink Field	10/16/16	W	26-24
69,067	L.A. Rams	CenturyLink Field	12/15/16	W	24-3
69,055	Pittsburgh	CenturyLink Field	11/29/15	W	39-30
69,050	Arizona	CenturyLink Field	12/24/16	L	34-31
<b>69,026</b>	<b>Atlanta</b>	<b>CenturyLink Field</b>	<b>11/20/17</b>	<b>L</b>	<b>34-31</b>

# #3 Russell Wilson



## 98.9 Career Passer Rating

Wilson is just one of five players with a passer rating over 98.0 since 2012 with a club-record **98.9 career rating (2nd in NFL history)**.

He has 44-career 100-plus passer rating games in 93 starts, with the last coming vs. Philadelphia (12/3) with a 118.6 rating.

### Russell Wilson Career Passing

Year	Att	Comp	Pct	Yards	TD	Int	Rating
2012	393	252	64.1	3,118	26	10	100.0
2013	407	257	63.1	3,357	26	9	101.2
2014	452	285	63.1	3,475	20	7	95.0
2015	483	329	68.1	4,024	34	8	110.1
2016	546	353	64.7	4,219	21	11	92.6
2017	473	293	61.9	3,527	29	11	95.5
<b>TOTAL</b>	<b>2,754</b>	<b>1,769</b>	<b>64.2</b>	<b>21,720</b>	<b>156</b>	<b>56</b>	<b>98.9</b>

### NFL Highest Passer Rating Since 2012

Player	Rating
Aaron Rodgers, GB	104.1
Drew Brees, NO	100.6
Tom Brady, NE	99.6
<b>Russell Wilson, Sea</b>	<b>98.9</b>
Dak Prescott, Dal	98.7

## 156 Career Touchdown Passes

Through only 93 games, Russell Wilson's 156 touchdown passes (third-most in club history) are the third-most in NFL history in a quarterback's first six seasons.

### Most Passing TDs in a QB's First Six Seasons, NFL History

1. Dan Marino	196
2. Peyton Manning	167
3. <b>Russell Wilson</b>	<b>156 *</b>
4. Matt Ryan	153
5. Brett Favre	147
6. Andy Dalton	142
7. Jim Kelly	138

\* through 93 games

## 38 Home Wins to Begin Career

Wilson is 38-8 at home during his career, ranking first in NFL history in home wins to begin a career through his first 46 home games.

In those games, he carries a 102.8 passer rating (2nd NFL history) completing 843 of 1,311 passes (64.3%) for 10,740 yards with 81 touchdowns and 24 interceptions.

### Most Home Wins in a QB's First Six Seasons, NFL History

Joe Flacco	39
<b>Russell Wilson</b>	<b>38 *</b>
Matt Ryan	36
John Elway	34
Ben Roethlisberger	34

\* through 46 home games

## 64: Most Wins to Begin a Career

Wilson's 64 regular season wins rank first in NFL history for most wins in a quarterback's first six seasons, with three games left to play.

### Most Regular Season Wins in a QB's First Six Seasons

<b>Russell Wilson</b>	<b>64 *</b>
Joe Flacco	62
Ben Roethlisberger	60
Matt Ryan	60
Tom Brady	58
Andy Dalton	56

\*through 93 games

## Franchise-Record 452 Yards Passing

Wilson set the franchise record with 452 yards vs. Houston (10/29).

### Wilson's 300-plus Yardage Passing Games

#### 452 vs. Houston (10/29/17)

385\* at Atlanta (1/13/13)

#### 373 at Tennessee (9/24/17)

366\* at Carolina (1/17/16)

350 vs. Arizona (12/24/16)

348 at New England (11/13/16)

345 vs. Pittsburgh (11/29/15)

339 at Arizona (12/21/14)

#### 334 at N.Y. Giants (10/22/17)

320 at Carolina (9/8/13)

313 at St. Louis (10/19/14)

310 vs. New Orleans (12/2/13)

309 at N.Y. Jets (10/2/16)

\* NFC Divisional Playoff Game

## Top-14 Holder of QB Rushing Yards

Wilson holds the top-14 marks for rushing yards by a quarterback in franchise history.

His career-high 122 yards at Washington (10/6/14) also marked the most yards by a quarterback in Monday Night Football history.

At St. Louis (10/19/14), Wilson also became the **first player to record a 300-yard passing game and 100-yard rushing game in a single-game in NFL history**. He threw for 313 yards and rushed for 106.

He has four-career 100-yard rushing games.

### Single-Game, Most Quarterback Rushing Yards, Club History

Player	Opponent	Att.	Yds.	Avg.	TD
Russell Wilson	at Was (10/6/14)	11	122	11.1	1
Russell Wilson	NYG (11/9/14)	14	107	7.6	1
Russell Wilson	at StL (10/19/14)	7	106	15.1	1
Russell Wilson	at Ind (10/6/13)	13	102	7.8	0
Russell Wilson	at Buf (12/16/12)	9	92	10.2	3
Russell Wilson	at Ari (12/21/14)	6	88	14.7	1

# #3 Russell Wilson



## 2nd All-Time in Passer Rating

Russell Wilson's franchise-record 98.9 passer rating ranks second all-time in NFL history.

### Highest Passer Rating, NFL History (min. 1,500 att.)

Player	Rating
Aaron Rodgers, GB	104.1
<b>Russell Wilson, Sea</b>	<b>98.9</b>
Tom Brady, NE	97.6
Tony Romo	97.1
Steve Young	96.8

## 2nd All-Time in Home Passer Rating

Russell Wilson's **102.8** passer rating at home ranks second all-time in NFL history.

### Highest Passer Rating at Home, NFL History (min. 670 att.)

Player	Rating
Aaron Rodgers, GB	109.2
<b>Russell Wilson, Sea</b>	<b>102.8</b>
Drew Brees, NO	101.6
Steve Young	100.3
Peyton Manning	99.8

## 4th All-Time in Road Passer Rating

Russell Wilson's **95.3** passer rating on the road ranks fourth all-time in NFL history.

### Highest Passer Rating on the Road, NFL History (min. 670 att.)

Player	Rating
Aaron Rodgers, GB	99.2
Tony Romo	97.1
Tom Brady, NE	96.6
<b>Russell Wilson, Sea</b>	<b>95.3</b>
Joe Montana	95.2

## .694 Winning Percentage

### Best Winning Percentage of Current NFL Quarterbacks

Player	Record	Winning Pct.
Tom Brady, NE	193-55	.778
<b>Russell Wilson, Sea</b>	<b>64-28-1</b>	<b>.694</b>
Dak Prescott, Dal	20-9	.690
Ben Roethlisberger, Pit	134-62	.684
Aaron Rodgers, GB	94-47	.667
Carson Wentz, Phi	18-11	.621
Andrew Luck, Ind	43-27	.614
Matt Ryan, Atl	93-62	.600
Joe Flacco, Bal	90-61	.596
Andy Dalton, Cin	61-43-2	.585
Alex Smith, KC	86-62-1	.581
Drew Brees, NO	140-105	.571

## 3rd All-Time TD/INT Ratio

Russell Wilson's 2.79 TD/INT ratio ranks third all-time in NFL history.

### Highest TD/INT Ratio, NFL History (min. 1,500 att.)

Player	TDs	INTs	Ratio
Aaron Rodgers, GB	310	75	4.13
Tom Brady, NE	483	158	3.06
<b>Russell Wilson, Sea</b>	<b>156</b>	<b>56</b>	<b>2.79</b>
Derek Carr, Oak	99	41	2.41
Colin Kaepernick	72	30	2.40

## 3rd All-Time in Home TD/INT Ratio

Russell Wilson's **3.38** TD/INT ratio at home ranks third all-time in NFL history.

### Highest TD/INT Ratio at Home, NFL History (min. 670 att.)

Player	TDs	INTs	Ratio
Aaron Rodgers, GB	169	32	5.28
Tom Brady, NE	234	60	3.90
<b>Russell Wilson, Sea</b>	<b>81</b>	<b>24</b>	<b>3.38</b>
Drew Brees, NO	279	109	2.56
Peyton Manning	277	109	2.54

## Franchise-Record 452 Passing Yards

Russell Wilson set the franchise record with 452 passing yards vs. Houston (10/29).

### Most Passing Yards, Single-Game, Club History

<b>452</b>	<b>Russell Wilson vs. Houston</b>	<b>10/29/17</b>
449	Matt Hasselbeck at San Diego	12/29/02
427	Matt Hasselbeck at San Francisco	12/1/02
418	Dave Krieg at Denver	11/20/83
414	Matt Hasselbeck vs. Dallas	12/6/04

## 156 Seattle Touchdown Passes

Russell Wilson ranks third in Seahawks history with 156 touchdown passes in his Seattle career.

### Most Passing Touchdowns, Club History

1.	195	Dave Krieg	1980-91
2.	174	Matt Hasselbeck	2001-10
<b>3.</b>	<b>156</b>	<b>Russell Wilson</b>	<b>2012-</b>
4.	107	Jim Zorn	1976-84
5.	49	Jon Kitna	1997-00

## 7-Time Player of the Week Award Winner

Russell Wilson's performance vs. Philadelphia (12/3) garnered him his seventh-career NFC Offensive Player of the Week award. Those seven awards tie RB Shaun Alexander for most in franchise history.

# #3 Russell Wilson



## 23 Fourth-Quarter/Overtime Comebacks in 105 Games

Wilson has 23 fourth-quarter or overtime comeback victories in 105 career games (regular and postseason).

He had three game-winning drives last season, three game-winning drives in 2015, and directed come-from-behind victories in the 2013 and 2014 NFC Championship Games to advance Seattle to the Super Bowl.

In 2012, Wilson threw a game-winning touchdown pass in the final two minutes of regulation or overtime three times (vs. Green Bay, vs. New England, at Chicago), the most ever by a rookie since at least the 1970 merger, and won another (vs. St. Louis) with a 1-yard touchdown run.

His **23 fourth-quarter comebacks rank second in the NFL** since the beginning of 2012.

### Russell Wilson 4th Quarter/OT Comebacks

Game	Score	Final	Play
vs. Green Bay (9/24/12)	trail 12-7	Won 14-12	24-yd. pass to Golden Tate at 0:00
vs. New England (10/14/12)	trail 23-17	Won 24-23	46-yd. pass to Sidney Rice at 1:18
at Chicago (12/2/12)	trail 14-10		14-yd. pass to Golden Tate at :24
	tied 17-17	Won 23-17 (ot)	13-yd. pass to Sidney Rice with 7:33 left in OT
vs. St. Louis (12/30/12)	tied 13-13	Won 20-13	1-yd. touchdown run at 1:39
at Washington (1/6/13)*	trail 14-13	Won 24-14	touchdown drive at 7:08
at Carolina (9/8/13)	trail 7-6	Won 12-7	43-yd. TD pass to Jermaine Kearse at 10:13
at Houston (9/29/13)	trail 20-6	Won 23-20 (ot)	45-yd. field goal drive with 3:19 left in overtime
vs. Tennessee (10/13/13)	tied 10-10	Won 20-13	29-yd. field goal drive at 11:23
vs. Tampa Bay (11/3/13)	trail 24-14	Won 27-24 (ot)	27-yd. field goal drive with 8:11 left in overtime
vs. San Francisco (1/19/14)^	trail 17-13	Won 23-17	35-yd. pass to Jermaine Kearse at 13:44
vs. Denver (9/21/14)	tied 20-20	Won 26-20	touchdown drive with 9:14 left in overtime
at Carolina (10/26/14)	trail 9-6	Won 13-9	23-yd. pass to Luke Willson at 0:47
vs. N.Y. Giants (11/9/14)	tied 17-17	Won 38-17	touchdown drive at 12:47
vs. St. Louis (12/28/14)	tied 6-6	Won 20-6	touchdown drive at 12:07
vs. Green Bay (1/18/15)^	tied 22-22	Won 28-22 (ot)	35-yd. pass to Jermaine Kearse with 11:41 left in OT
at Dallas (11/1/15)	trail 12-10	Won 13-12	24-yd. field goal drive at 1:04
vs. Pittsburgh (11/29/15)	trail 27-26	Won 39-30	30-yd. pass to Doug Baldwin at 8:12
at Minnesota (1/10/16)*	trail 9-0	Won 10-9	46-yd. field goal drive at 8:04
vs. Miami (9/11/16)	trail 10-6	Won 12-10	2-yd. pass to Doug Baldwin at 0:31
vs. Atlanta (10/16/16)	trail 24-23	Won 26-24	44-yd. field goal drive at 1:57
at New England (11/13/16)	trail 24-22	Won 31-24	23-yd. field goal drive at 8:56
<b>vs. San Francisco (9/17/17)</b>	<b>trail 9-6</b>	<b>Won 12-9</b>	<b>9-yd. pass to Paul Richardson at 7:06</b>
<b>vs. Houston (10/29/17)</b>	<b>trail 38-34</b>	<b>Won 41-38</b>	<b>18-yd. pass to Jimmy Graham at 0:21</b>

\* NFC Wild Card Game

^ NFC Championship Game

### Most Game-Winning Drives in 4th Qtr./OT Since 2012 (Regular Season & Postseason)

Matthew Stafford, Det	25
<b>Russell Wilson, Sea</b>	<b>23</b>
Matt Ryan, Atl	20
Andrew Luck, Ind	17
Joe Flacco, Bal	15

## 6-1 on Monday Night Football

Russell Wilson won his first six starts on Monday Night Football, joining Neil O'Donnell (7-0) and Bob Griese (6-0) as the only quarterbacks to win their first six-plus starts in Monday Night Football history before losing to the Atlanta Falcons this season (11/20).

### Quarterbacks to Win their First Six-Plus Starts on MNF

Neil O'Donnell	7-0
<b>Russell Wilson</b>	<b>6-0</b>
Bob Griese	6-0

### Most Wins as a Starting QB on MNF Without a Loss

7	Neil O'Donnell
<b>6</b>	<b>Russell Wilson</b>



# Player Notes (by number)



## Most Passing Yards in 1st Six Seasons

Russell Wilson's 21,720 career passing yards ranks seventh all-time in NFL history in a quarterback's first six seasons.

### Most Passing Yards in a QB's First Six Seasons, NFL History

3. Matt Ryan	23,472
4. Andy Dalton	22,214
5. Drew Bledsoe	21,981
6. Cam Newton	21,772
<b>7. Russell Wilson</b>	<b>21,720 *</b>
8. Matthew Stafford	21,714

\* through 93 games

**#9**  
**P Jon Ryan**

## 156 Consecutive Games Played

In his tenth season in Seattle, punter Jon Ryan holds franchise records for most punts (746), punt yards (33,393), punts inside the 20 (273) and longest punt (77).

Ryan has also played in a franchise-record 156 consecutive games.

### Most Consecutive Games Played, Club History

<b>156</b>	<b>Jon Ryan</b>	<b>2008-</b>
135	Chris Gray	1998-2006
125	Joe Nash	1988-95

**#16**  
**WR Tyler Lockett**

## 44.3 Yards per Touchdown

Since 2015, Tyler Lockett has averaged 44.3 yards per touchdown, good for the second-highest yards per touchdown average in the NFL.

### Highest Yards per Touchdown Since 2015, NFL (min. 10 TD)

Player	TD	Yards	Avg.
Tyreek Hill, KC	19	955	50.3
<b>Tyler Lockett, Sea</b>	<b>12</b>	<b>531</b>	<b>44.3</b>
DeSean Jackson, TB	11	465	42.3

### Tyler Lockett Career Touchdowns (12)

- 57-yard punt return at St. Louis (9/13/15)
- 105 kickoff return vs. Chicago (9/27/15)
- 43-yard reception at San Francisco (10/22/15)
- 24-yard & 11-yard receptions vs. San Francisco (11/22/15)
- 49-yard & 8-yard receptions at Baltimore (12/13/15)
- 27-yard reception vs. Cleveland (12/20/15)
- 75-yard rush vs. Carolina (12/4/16)
- 57-yard reception vs. L.A. Rams (12/15/16)
- 1-yard reception vs. Philadelphia (12/3/17)
- 74-yard reception at Jacksonville (12/10/17)

**#25 CB Richard Sherman**  
**#29 FS Earl Thomas**  
**#31 Kam Chancellor**

## Richard Sherman

Before an Achilles injury ended his season, Richard Sherman started 99 consecutive games and never missed a game in his career (105).

He still leads the league with 32 interceptions and 103 passes defensed since the 2011 season.

## 8 Combined Player of the Week Honors

With his performance at the Rams (10/8), Earl Thomas earned his first-career NFC Defensive Player of the Week honor.

That gave Seattle's secondary trio of Thomas, Kam Chancellor and Richard Sherman eight total player of the week honors since 2012.

Sherman has won it four times (2012, twice in 2013, 2014), and Chancellor has won it three times (twice in 2014, 2016).

## 20 Interceptions Since 2011

Earl Thomas returned to form this season coming back from a broken leg suffered last year vs. Carolina (12/4/16) and is tied for the team-lead with two interceptions.

### Most Interceptions Since 2011

Player	No.
<b>Richard Sherman, Sea</b>	<b>32</b>
Reggie Nelson, Oak	26
Eric Weddle, Bal	22
Brent Grimes, TB	21
Patrick Peterson, Ari	21
Glover Quin, Det	21
<b>Earl Thomas, Sea</b>	<b>20</b>

## Most Interceptions in Club History

Richard Sherman and Earl Thomas rank fourth and sixth on Seattle's all-time interceptions list, respectively.

### Most Career Interceptions, Club History

Dave Brown, 1976-86	50
Eugene Robinson, 1985-95	42
John Harris, 1978-85	41
<b>Richard Sherman, 2011-</b>	<b>32</b>
Kenny Easley, 1981-87	32
<b>Earl Thomas, 2010-</b>	<b>25</b>
Marcus Trufant, 2003-12	21
Darryl Williams, 1996-99	20
Shawn Springs, 1997-2003	20
Keith Simpson, 1978-85	19



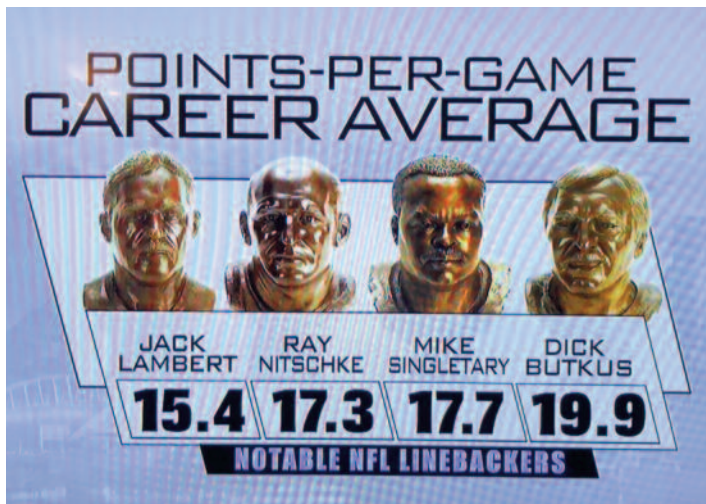
**#54**

**LB Bobby Wagner**

## Defensive Player of the Year Candidate

In Bobby Wagner's 85 games played, the Seahawks defense has allowed just 16.3 points per game (1,387 points) since 2012, which ranks second in Hall of Fame company.

In the eight games he has missed due to injury, the Seahawks defense has allowed 20.5 points per game (164 points) and the team is 5-3 in his absence.



Bobby Wagner ranks fourth in the NFL with 115 tackles (86 solo) this season.

He also has 11 quarterback hits, a fumble return for a touchdown, two interceptions, six passes defensed and 1.5 sacks, including a sack for a safety.

Last season, he became the first player in franchise history to record five-consecutive 100-tackle seasons, and made it six-consecutive this season.

### 2017 NFL Leading Tacklers

Player	Total	Solo	Ast.
Zach Brown, Was	127	84	43
Joe Schobert, Cle	120	71	49
Blake Martinez, GB	117	79	38
<b>Bobby Wagner, Sea</b>	<b>115</b>	<b>86</b>	<b>29</b>
C.J. Mosley, Bal	115	81	34

### Most Tackles, Club History

Player	Year	Total	Solo	Ast.
1. Bobby Wagner	2016	167	85	82
2. Terry Beeson	1978	153	n/a	n/a
3. Chad Brown	1998	150	119	31
4. Anthony Simmons	2000	147	119	28
5. Bobby Wagner	2012	140	86	54

**#72**

**DE Michael Bennett**

## Top-10 Seahawks Sack Leaders

Michael Bennett is 11th in the NFC with 7.5 sacks and sixth in the NFL with 22 quarterback hits this season.

### Most Sacks, Franchise History

- 116.0 Jacob Green, 1980-91
- 73.5 Michael Sinclair, 1991-01
- 63.0 Jeff Bryant, 1982-93
- 58.0 Cortez Kennedy, 1990-2000
- 48.0 Chad Brown, 1997-2004
- 47.5 Joe Nash, 1982-96
- 38.0 Michael Bennett, 2013-**  
38.0 Chris Clemons, 2010-13
- 37.5 Rufus Porter, 1988-94
- 34.5 Cliff Avril, 2013-**

**#88**

**Jimmy Graham**

## Redzone Leader

Jimmy Graham leads the NFL with 23 redzone targets, 14 redzone receptions and nine redzone touchdowns. He ranks second with 91 yards.

### Most Redzone Targets, NFL

Player	No.
<b>Jimmy Graham, Sea</b>	<b>23</b>
Davante Adams, GB	20
Antonio Brown, Pit	20
Keenan Allen, LAC	19
Dez Bryant, Dal	19

### Most Redzone Receptions, NFL

Player	Rec.
<b>Jimmy Graham, Sea</b>	<b>14</b>
Davante Adams, GB	14
Kyle Rudolph, Min	13
Antonio Brown, Pit	11
Jarvis Landry, Mia	11

### Most Redzone Touchdowns, NFL

Player	TD
<b>Jimmy Graham, Sea</b>	<b>9</b>
Zach Ertz, Phi	7
Davante Adams, GB	6
Antonio Brown, Pit	6
Evan Engram, NYG	6

# Player Notes (by number)



## Redzone Leader

### Most Redzone Yards, NFL

Player	Yards
Davante Adams, GB	127
<b>Jimmy Graham, Sea</b>	<b>91</b>
Kyle Rudolph, Min	91
Travis Kelce, KC	83
Cooper Kupp, LAR	83

## All-Time Touchdowns by a Tight End

With nine touchdowns this season, Jimmy Graham has 68 career touchdowns, placing him in fourth in NFL history for touchdowns by a tight end.

### Most Touchdown Receptions by a TE, NFL History

1. Antonio Gates, LAC	112
2. Tony Gonzalez	111
3. Rob Gronkowski, NE	75
<b>4. Jimmy Graham, Sea</b>	<b>68</b>
Jason Witten, Dal	68
6. Shannon Sharpe	62

## 100 Yard Games Back-to-Back

Jimmy Graham became the first tight end in franchise history to record back-to-back 100 yard games in Weeks 3-4 in 2016, and holds four of the top-nine 100-yard games in franchise history.

### 100-yard Games by a TE, Franchise History

Player	Att.	Yards	Avg.	LG	TD
<b>Jimmy Graham vs. Car (10/18/15)</b>	<b>8</b>	<b>140</b>	<b>17.5</b>	<b>45</b>	<b>0</b>
Charle Young at SD (10/9/83)	7	140	20.0	43	0
Luke Willson at Ari (12/21/14)	3	139	46.3	80t	2
Itula Mili at SD (12/29/02)	7	119	17.0	49	0
<b>Jimmy Graham at NYJ (10/2/16)</b>	<b>6</b>	<b>113</b>	<b>18.8</b>	<b>27</b>	<b>0</b>
John Carlson at Dal (11/27/08)	6	105	17.5	33	0
Anthony McCoy vs. Ari (12/9/12)	3	105	35.0	67	0
<b>Jimmy Graham vs. Buf (11/7/16)</b>	<b>8</b>	<b>103</b>	<b>12.9</b>	<b>18t</b>	<b>2</b>
<b>Jimmy Graham vs. SF (9/25/16)</b>	<b>6</b>	<b>100</b>	<b>16.7</b>	<b>40</b>	<b>1</b>

## 5 100-Yard Games Since 2014

Jimmy Graham had three 100-yard games last season, and since 2014, his five 100-yard games ranks fifth in the NFL.

### 100-yard Games by a TE Since 2014, NFL

Rob Gronkowski, NE	13
Travis Kelce, KC	12
Greg Olsen, Car	8
Zach Ertz, Phi	6
<b>Jimmy Graham, Sea</b>	<b>5</b>
Martellus Bennett, NE	5

## #89

## Doug Baldwin

## 434 Seahawks Receptions

In Week 7 at the N.Y. Giants (10/22), Doug Baldwin passed Bobby Engram for fifth-place on Seattle's all-time receptions list.

### Most Receptions, Club History

1. 819	Steve Largent	1976-89
2. 581	Brian Blades	1988-98
3. 471	John L. Williams	1986-93
4. 441	Darrell Jackson	2000-06
<b>5. 434</b>	<b>Doug Baldwin</b>	<b>2011-</b>
6. 399	Bobby Engram	2001-08
7. 283	Joey Galloway	1995-99
8. 244	Koren Robinson	2001-04, '08
9. 232	Sam McCullum	1976-81
10. 218	Mack Strong	1994-07

## 5,814 Seahawks Receiving Yards

Doug Baldwin ranks fourth in Seahawks history with 5,814 receiving yards.

### Most Receiving Yards, Club History

1. 13,089	Steve Largent	1976-89
2. 7,620	Brian Blades	1988-98
3. 6,445	Darrell Jackson	2000-06
<b>4. 5,814</b>	<b>Doug Baldwin</b>	<b>2011-</b>
5. 4,859	Bobby Engram	2001-08
6. 4,457	Joey Galloway	1995-99
7. 4,151	John L. Williams	1986-93
8. 3,567	Koren Robinson	2001-04, '08
9. 3,409	Sam McCullum	1976-81
10. 2,347	Deion Branch	2006-10

## 41 Seahawks Receiving Touchdowns

In Week 7 at the N.Y. Giants (10/22), Doug Baldwin moved in to third-place on Seattle's all-time receiving touchdowns list.

### Most Receiving Touchdowns, Club History

1. 100	Steve Largent	1976-89
2. 47	Darrell Jackson	2000-06
<b>3. 41</b>	<b>Doug Baldwin</b>	<b>2011-</b>
4. 37	Joey Galloway	1995-99
5. 36	Daryl Turner	1984-87
6. 34	Brian Blades	1988-98
7. 21	Sam McCullum	1976-81
8. 18	Bobby Engram	2001-08
9. 16	John L. Williams	1986-93
10. 15	four players tied	



## Seventh-Winningest Active Head Coach (Belichick, Reid, Fox, McCarthy, Lewis, Tomlin)

Pete Carroll ranks 34th in NFL history with 121 combined wins and was the 39th coach in NFL history with 100 wins in the regular season.

### Most Combined Wins in NFL History

Coach	Regular Season				Postseason			Combined			
	W	L	T	Pct.	W	L	Pct.	W	L	T	Pct.
28. Dick Vermeil	120	109	0	.524	6	5	.545	126	114	0	.525
29. Jim Mora	125	106	0	.541	0	6	.000	125	112	0	.527
30. George Seifert	114	62	0	.648	10	5	.667	124	67	0	.649
31. Sid Gillman	122	99	7	.552	1	5	.167	123	104	7	.542
Marvin Lewis, Cin	123	111	3	.525	0	7	.000	123	118	3	.510
33. Mike Tomlin, Pit	114	59	0	.659	8	6	.571	122	65	0	.652
<b>34. Pete Carroll, Sea</b>	<b>111</b>	<b>77</b>	<b>1</b>	<b>.590</b>	<b>10</b>	<b>7</b>	<b>.588</b>	<b>121</b>	<b>84</b>	<b>1</b>	<b>.590</b>
35. George Allen	116	47	5	.712	2	7	.222	118	54	5	.686
Norv Turner	114	122	1	.483	4	4	.500	118	126	1	.484
37. Dennis Green	113	94	0	.546	4	8	.333	117	102	0	.534

## 121 Career Wins for Pete Carroll (Regular + Postseason)

Pete Carroll became the 43rd head coach in NFL history with 100 combined wins.

Year	Team	W	L	T	Pct.	Finish
1994	N.Y. Jets	6	10	0	.375	5th, AFC East
1997	New England	10	6	0	.625	1st, AFC East
						<i>Wild Card victory vs. Miami, 17-3</i>
						<i>Divisional Playoff loss at Pittsburgh, 7-6</i>
1998	New England	9	7	0	.563	4th, AFC East
						<i>Wild Card loss at Jacksonville, 25-10</i>
1999	New England	8	8	0	.500	T4th, AFC East
2010	Seattle	7	9	0	.438	1st, NFC West
						<i>Wild Card victory vs. New Orleans, 41-36</i>
						<i>Divisional Playoff loss at Chicago, 35-24</i>
2011	Seattle	7	9	0	.438	3rd, NFC West
2012	Seattle	11	5	0	.688	2nd, NFC West
						<i>Wild Card victory at Washington, 24-14</i>
						<i>Divisional Playoff loss at Atlanta, 30-28</i>
2013	Seattle	13	3	0	.813	1st, NFC West
						<i>Divisional Playoff victory vs. New Orleans, 23-15</i>
						<i>Championship Game victory vs. San Francisco, 23-17</i>
						<i>Super Bowl XLVIII victory vs. Denver, 43-8</i>
2014	Seattle	12	4	0	.750	
						<i>Divisional Playoff victory vs. Carolina, 31-17</i>
						<i>Championship Game victory vs. Green Bay, 28-22</i>
						<i>Super Bowl XLIX loss vs. New England, 28-24</i>
2015	Seattle	10	6	0	.600	2nd, NFC West
						<i>Wild Card victory at Minnesota, 10-9</i>
						<i>Divisional Playoff loss at Carolina, 31-24</i>
2016	Seattle	10	5	1	.656	1st, NFC West
						<i>Wild Card victory vs. Detroit, 26-6</i>
						<i>Divisional Playoff loss at Atlanta, 36-20</i>
2017	Seattle	8	5	0	.615	
Reg. Season (12 Yrs.)		111	77	1	.590	
Postseason (8 Yrs.)		10	7	0	.588	
Combined Record		121	84	1	.590	



# Steve Hutchinson Eligible for HOF



## 76 Steve Hutchinson

Guard 6-5 311

Michigan

5 Seahawks Seasons, 12 NFL Seasons

1st Round 2001

Seattle Games/Starts: 68/68

Career Games/Starts: 169/169

Birthdate: November 1, 1977

Fort Lauderdale, Fla.



Former Seahawks first-round draft choice (17th overall), left guard Steve Hutchinson, will be eligible for the Pro Football Hall of Fame's Class of 2018.

A seven-time All-Pro, he earned first-team honors in 2003, 2005, 2007-09 and second-team honors in 2004 and 2006, while being named to the NFL's All-Decade Team Offensive Line for the 2000s. He was also a seven-time Pro Bowler.

He started all 169 regular season games played and all eight postseason games played, helping his teams to four division titles, one conference title and a Super Bowl XL appearance after the 2005 season with Seattle.

Along with teammate and Hall of Fame left tackle Walter Jones, the two were the most dominant left-side duo of their time.

Hutchinson's running backs Shaun Alexander and Adrian Peterson earned eight Pro Bowls between each other running behind his blocks and Alexander earned NFL MVP honors after rushing for a franchise-record 1,880 yards and accumulating an NFL record 28 total touchdowns in 2005.

In 11 of his 12 seasons with Seattle (2001-05), Minnesota (2006-11) and Tennessee (2012), Hutchinson blocked for a 1,000-yard rusher.

Hutchinson played four years at the University of Michigan, starting 46 of 47 games played, and became the second player in Michigan history to garner first-team All-Big Ten honors four times. He was also a first-team All-America his junior and senior seasons and named a freshman All-American his freshman year.

### Pro Bowl Running Backs behind Steve Hutchinson

Shaun Alexander, Sea	2003-05
Adrian Peterson, Min	2007-10, 2012

### NFL All-Decade Team Offensive Line for the 2000s

**Guard:** Steve Hutchinson, Larry Allen, Will Shields, Alan Faneca  
**Tackle:** Walter Jones, Jonathan Ogden, Orlando Pace, Willie Roaf  
**Center:** Kevin Mawae, Olin Kruetz

### Hutchinson's 1,000-yard Rushers

Player, Year	Yards
Shaun Alexander, 2001	1,318
Shaun Alexander, 2002	1,175
Shaun Alexander, 2003	1,435
Shaun Alexander, 2004	1,696
Shaun Alexander, 2005	1,880 *
Chester Taylor, 2006	1,216
Adrian Peterson, 2007	1,341
Adrian Peterson, 2008	1,760
Adrian Peterson, 2009	1,383
Adrian Peterson, 2010	1,298
Adrian Peterson, 2011	970 ^
Chris Johnson, 2012	1,243

\* NFL MVP

^ Injured, played in 12 games

# CenturyLink Field Enhancements



On August 14, the Seattle Seahawks announced enhancements to the fan experience on gamedays at CenturyLink Field.

Last season, Seahawks fans rated the Seahawks' gameday experience No. 1 in the NFL, based on the NFL's Voice of the Fan survey data collected for each team from thousands of NFL fans league-wide. The Seahawks are always looking to exceed fan expectations at every opportunity and fan feedback collected throughout the season played a vital role in many of the new gameday upgrades. New enhancements in 2017 include:

- On March 1, the Seahawks and First & Goal, Inc. created First & Goal Hospitality as part of a continued effort to enhance the gameday experience at CenturyLink Field. FGH manages and operates all general concessions and premium dining at Seahawks games and other stadium and event center events. By managing concessions, it is easier to bring fans new offerings and expanded menu. New this season:
  - o Stadium Street Market: FGH partnered with award-winning executive chef and Huxley Wallace Collective founder Josh Henderson to celebrate local restaurant talent through marketplace concepts. The Stadium Street Market, located at section 115, will showcase four local chefs each game who will bring the flair from their restaurants to your gameday experience.
  - o Night Market: Located in the West Field Plaza, this marketplace will feature global offerings from popular local restaurants in the International District, Pioneer Square and SODO.
  - o Tapped & Corked: Already a fan favorite in section 120, an additional open concept bar will be available in section 139 to offer local craft beers and select Washington wines.
  - o Papa John's Pizza: Back by popular demand, Papa John's pizza will now be available at all former Pizza of Seattle locations at sections 107, 137, 307 and 333.
  - o More Pho Rito: In section 105, fans will enjoy more unique concepts including the Pho Rito from our local partners at Pho Cyclo.
  - o More Options Upstairs: New experiences have been added on the east side of the upper level, including Smokehouse BBQ in section 305 and an Elysian Brewing Company walk-in bar featuring local craft beers in section 309.
  - o Farm-to-Stadium Ingredients: The Seahawks are proud to take their sustainability program full circle by partnering with Cedar Grove and their Sound Sustainable Farm to take compost and use it to grow fresh produce served at CenturyLink Field.
- After reviewing fan feedback collected through fan surveys, the Seahawks significantly increased the number of toilet fixtures in men's restrooms by 32% in the upper level of the stadium, including a 59% increase in the south end of the upper level near the Toyota Fan Deck. In total, 79 additional toilet fixtures have been added in men's and women's restrooms in the upper level.
- This past offseason, the Seahawks upgraded the video and audio elements at CenturyLink Field, including:
  - o Upgraded to high definition (HD) 1080p on the primary video boards
  - o Added live video display capabilities to the digital hustle boards
  - o Launched a new wireless camera system to bring unique live footage angles and perspectives to the game presentation.
  - o Increased the number of camera feeds from eight to 16 to showcase different camera angles on the primary video boards
  - o Installed four new speakers in the corners of the upper deck to supplement the current audio system
  - o Enhanced in-stadium Wi-Fi

Fans are also encouraged to download the Seahawks Mobile App to improve their game day experience. New this season, fans are able to stop by any Seahawks Pro Shop location and use their in-app mobile discount card to receive 15% off Seahawks merchandise. The app also allows fans quick access to a variety of stats, extensive gameday information and "Eye of the Hawk" video feature with live and on-demand video from 16 different angles for fans attending CenturyLink Field. Fans are able to manage their account in the app by transferring tickets to friends, securely posting tickets for resale on NFL Ticket Exchange and downloading game tickets to a mobile phone.

## Seahawks Gameday Experience Ranked No. 1 in the NFL

### NFL's Voice of the Fan survey

After each NFL game, the league surveys thousands of fans league-wide to get their input on their gameday experience, including the process of arriving and leaving the stadium, the guest services experience, sense of safety and security, the quality and variety of the food and beverages, and the overall game experience. For the 2016 season, Seahawks fans ranked the Seahawks' gameday experience No. 1 in the NFL.

SEATTLE SEAHAWKS / WEEK 14 / THROUGH MONDAY, DECEMBER 11, 2017

WON 8, LOST 5				* RUSHING		No.	Yds	Avg	Long	TD		
09/10	L 9-17	at Green Bay	78,381	Wilson	76	482	6.3	29	3			
09/17	W 12- 9	San Francisco	68,729	Carson	49	208	4.2	30	0			
09/24	L 27-33	at Tennessee	69,127	Lacy	69	179	2.6	19	0			
10/01	W 46-18	Indianapolis	68,872	McKissic	36	158	4.4	30t	1			
10/08	W 16-10	at L.A. Rams	60,745	M. Davis	37	148	4.0	22	0			
10/22	W 24- 7	at N.Y. Giants	78,527	Rawls	50	129	2.6	23	0			
10/29	W 41-38	Houston	69,025	Lockett	9	56	6.2	22	0			
11/05	L 14-17	Washington	68,927	Prosise	11	23	2.1	8	0			
11/09	W 22-16	at Arizona	64,639	A. Davis	1	-1	-1.0	-1	0			
11/20	L 31-34	Atlanta	69,026	Baldwin	2	-8	-4.0	-3	0			
11/26	W 24-13	at San Francisco	70,134	TEAM	340	1374	4.0	30t	4			
12/03	W 24-10	Philadelphia	69,075	OPPONENTS	346	1336	3.9	75t	10			
12/10	L 24-30	at Jacksonville	64,431	* RECEIVING	No.	Yds	Avg	Long	TD			
12/17		L.A. Rams		Baldwin	66	860	13.0	54	5			
12/24		at Dallas		Graham	52	473	9.1	33	9			
12/31		Arizona		P. Richardson	40	664	16.6	61t	6			
		Sea.	Opp.	Lockett	39	515	13.2	74t	2			
				McKissic	28	208	7.4	27t	2			
TOTAL FIRST DOWNS	260	257		Vannett	12	124	10.3	21	1			
Rushing	71	66		Willson	12	118	9.8	27t	3			
Passing	163	153		M. Davis	7	77	11.0	23	0			
Penalty	26	38		Rawls	7	74	10.6	22	0			
3rd Down: Made/Att	70/175	69/179		Carson	7	59	8.4	10t	1			
3rd Down Pct.	40.0	38.5		Prosise	6	87	14.5	46	0			
4th Down: Made/Att	4/8	5/11		Darboh	6	58	9.7	16	0			
4th Down Pct.	50.0	45.5		Lacy	6	47	7.8	14	0			
POSSESSION AVG.	30:05	29:55		McEvoy	4	94	23.5	53	0			
TOTAL NET YARDS	4705	4278		Madden	2	65	32.5	66	0			
Avg. Per Game	361.9	329.1		TEAM	294	3523	12.0	74t	29			
Total Plays	845	841		OPPONENTS	274	3166	11.6	75t	16			
Avg. Per Play	5.6	5.1		* INTERCEPTIONS	No.	Yds	Avg	Long	TD			
NET YARDS RUSHING	1374	1336		Thomas	2	97	48.5	78t	1			
Avg. Per Game	105.7	102.8		Sherman	2	20	10.0	19	0			
Total Rushes	340	346		Wagner	2	7	3.5	7	0			
NET YARDS PASSING	3331	2942		J. Coleman	1	28	28.0	28t	1			
Avg. Per Game	256.2	226.3		N. Jones	1	24	24.0	24	0			
Sacked/Yards Lost	30/192	32/224		S. Richardson	1	5	5.0	5	0			
Gross Yards	3523	3166		Maxwell LG	1	0	0.0	0	0			
Att./Completions	475/294	463/274		Maxwell TM	1	0	0.0	0	0			
Completion Pct.	61.9	59.2		TEAM	10	181	18.1	78t	2			
Had Intercepted	12	10		OPPONENTS	12	145	12.1	69	0			
PUNTS/AVERAGE	68/44.8	72/43.7		* PUNTING	No.	Yds	Avg	Net TB	In Lg B			
NET PUNTING AVG.	68/39.5	72/40.8		Ryan	68	3043	44.8	39.5	4 26 74 0			
PENALTIES/YARDS	120/1040	88/753		TEAM	68	3043	44.8	39.5	4 26 74 0			
FUMBLES/BALL LOST	12/3	18/10		OPPONENTS	72	3147	43.7	40.8	2 24 66 0			
TOUCHDOWNS	36	27		* PUNT RETURNS	Ret	FC	Yds	Avg	Long	TD		
Rushing	4	10		Lockett	29	20	171	5.9	21	0		
Passing	29	16		TEAM	29	20	171	5.9	21	0		
Returns	3	1		OPPONENTS	31	16	276	8.9	72	0		
* SCORE BY PERIODS	Q1 Q2 Q3 Q4 OT	PTS	OPPONENTS	No.	Yds	Avg	Long	TD				
TEAM	49 62 78 125 0	314	* KICKOFF RETURNS									
OPPONENTS	33 82 78 59 0	252	Lockett	27	675	25.0	57	0				
* SCORING	TD-Ru-Pa-Rt K-PAT FG S	PTS	Glowinski	1	0	0.0	0	0				
Walsh	0 0 0 0 30/31 20/27 0	90	Pocic	1	13	13.0	13	0				
Graham	9 0 9 0 0 0	56	Vannett	1	0	0.0	0	0				
P. Richardson	6 0 6 0 0 0	36	Willson	1	16	16.0	16	0				
Baldwin	5 0 5 0 0 0	32	TEAM	31	704	22.7	57	0				
McKissic	3 1 2 0 0 0	18	OPPONENTS	32	592	18.5	50	0				
Willson	3 0 3 0 0 0	18	* FIELD GOALS	1-19 20-29 30-39 40-49 50+								
Wilson	3 3 0 0 0 0	18	Walsh	0/ 0 6/ 6 7/10 7/10 0/ 1								
Lockett	2 0 2 0 0 0	12	TEAM	0/ 0 6/ 6 7/10 7/10 0/ 1								
Wagner	1 0 0 1 1 8	8	OPPONENTS	1/ 1 3/ 3 9/10 7/ 8 1/ 1								
Carson	1 0 1 0 0 6	6	Walsh: (33G,21G,41G)(25G,27G)( )(44G,37N)(48G,									
J. Coleman	1 0 0 1 0 6	6	49G,35G)(39G)(21G,21G)(44N,39N,49N)(33G,43G)									
Thomas	1 0 0 1 0 6	6	(30G,37G,46G,52N)(48N,34G)(46G)(38N,28G)									
Vannett	1 0 1 0 0 6	6	OPP: (40G)(40G,37G,34G)(24G,37G,47G,35G)(40G)									
Chancellor	0 0 0 0 1 2	2	(35G,36N)(47N)(31G)(28G)(43G)(44G,19G)(38G,42G)									
TEAM	36 4 29 3 30/31 20/27 2 314	314	(26G)(38G,51G,32G)									
OPPONENTS	27 10 16 1 25/26 21/23 1 252	252										
2-Pt Conv: Baldwin, Graham, TM 2-5, OPP 0-1												
SACKS: Bennett 7.5, Clark 7, Freeney TM 3, M. Smith 2.5, N. Jones 2, J. Coleman 1.5, J. Reed 1.5, Wagner 1.5, Avril 1, Garvin 1, Jefferson LG 1, Jefferson TM 1, Jordan 1, S. Richardson 1, Jackson 0.5, TM 32, OPP 30												
FUM/LOST: Wilson 9/2, Britt 1/0, Rawls 1/1, Wagner 1/0												
* PASSING	Att	Cmp	Yds	Cmp%	Yds/Att	TD	TD%	Int	Int%	Long	Sack/Lost	Rating
Wilson	473	293	3527	61.9	7.46	29	6.1	11	2.3	74t	30/ 192	95.5
McEvoy	1	0	0	0.0	0.00	0	0.0	1	100.0	---	0/ 0	0.0
Ryan	1	1	-4	100.0	-4.00	0	0.0	0	0.0	-4	0/ 0	79.2
TEAM	475	294	3523	61.9	7.42	29	6.1	12	2.5	74t	30/ 192	94.4
OPPONENTS	463	274	3166	59.2	6.84	16	3.5	10	2.2	75t	32/ 224	82.4

# Defensive Statistics



	Total	Solo	Assist	Sacks	Yards	QH	Int	PD	FF	FR
Wagner, B.	115	86	29	1.5	13.0	11	2	6	0	1
Wright, K.	94	65	29	0	0	2	0	4	0	0
Thomas, E.	63	42	21	0	0	0	2	5	1	0
McDougald, B.	50	33	17	0	0	0	0	3	0	0
Chancellor, K.	48	33	15	0	0	0	0	2	1	0
Griffin, S.	42	36	6	0	0	0	0	13	0	0
Richardson, S.	35	22	13	1.0	5.0	7	1	1	1	2
Sherman, R.	35	25	10	0	0	0	2	7	0	1
Bennett, M.	34	22	12	7.5	50.5	22	0	1	0	0
Reed, J.	33	18	15	1.5	7.5	5	0	1	1	0
Coleman, J.	29	22	7	1.5	9.0	2	1	7	0	0
Clark, F.	25	14	11	7.0	50.5	17	0	1	1	1
Lane, J.	22	16	6	0	0	0	0	0	0	0
Maxwell, B.	22	19	3	0	0	0	1	4	0	0
Jones, N.	19	10	9	2.0	14.0	4	1	3	0	1
Wilhoite, M.	18	14	4	0	0	0	0	0	0	0
Smith, M.	12	8	4	2.5	10.5	6	0	1	2	0
Garvin, T.	8	3	5	1.0	6.0	3	0	0	0	0
Jackson, B.	7	4	3	0.5	4.0	2	0	1	0	0
Jefferson, Q.	5	4	1	1.0	8.0	4	0	0	0	0
Jordan, D.	5	3	2	1.0	9.0	3	0	0	0	0
Smith, G.	5	2	3	0	0	1	0	0	0	0
Freeney, D.	3	3	0	3.0	31.0	4	0	1	0	0
Alexander, D.	2	2	0	0	0	0	0	0	0	0
Avril, C.	2	2	0	1.0	6.0	2	0	0	0	0
Thorpe, N.	2	2	0	0	0	0	0	2	0	0
Bass, D.	1	0	1	0	0	0	0	0	0	0

## Special Teams Tackles

	Total	Solo	Assist	FF	FR	Blocks
Thorpe, N.	8	6	2	0	1	0
Alexander, D.	7	7	0	0	0	0
Coleman, J.	7	6	1	0	0	0
Garvin, T.	7	6	1	1	0	0
McDougald, B.	7	6	1	0	0	0
Madden, T.	6	3	3	0	0	0
McEvoy, T.	4	4	0	1	0	0
Wilhoite, M.	4	3	1	0	0	0
Hill, D.	3	2	1	0	0	0
Thompson, T.	3	2	1	0	2	0
Ott, T.	2	2	0	0	0	0
Chancellor, K.	1	1	0	0	0	0
Griffin, S.	1	0	1	0	0	0
McDonald, D.	1	1	0	0	0	0
McKissic, J.	1	1	0	0	0	0
Ryan, J.	1	1	0	0	0	0
Smith, M.	1	1	0	0	0	0
Willson, L.	1	1	0	0	0	0
Lane, J.	0	0	0	0	0	1

## Fumbles

	Fum	Lost	Own-Rec	O.B.
Wilson, R.	9	2	5	1
Britt, J.	1	0	0	0
Rawls, T.	1	1	1	0
Wagner, B.	1	0	0	0
Willson, L.	0	0	1	0



# Transactions



1/3 Placed on injured reserve Signed	LS Nolan Frese LS Tyler Ott	5/12 cont. Signed	FB Algernon Brown QB Skyler Howard	8/16 Waived/injured Released	S Jordan Simone WR Jamel Johnson
1/4 Released Signed	S Tyvis Powell WR Devin Hester		DT Jeremy Liggins LB Otha Peters	Signed	CB Tramaine Brock LB Rodney Butler
1/16 Signed 2017 future contract	C Ross Burbank FS Pierre Desir RB George Farmer DT Tylor Harris DT Shaneil Jenkins FB Malcolm Johnson WR Kenny Lawler TE Marcus Lucas C/G Will Pericak RB Kelvin Taylor	5/15 Released  Signed	WR Darreus Rogers G Jordan Roos TE Tyrone Swoopes LB Nick Usher TE Bryce Williams FB Malcolm Johnson FB Brandon Cottom QB Skyler Howard FB Kyle Coleman WR Speedy Noil CB Mike Tyson DT Nazair Jones WR Amara Darboh DT Malik McDowell WR Speedy Noil RB Troymaine Pope FS Marcus Cromartie SS Jordan Simone QB Jake Heaps QB Austin Davis TE Bryce Williams TE Steve Donatell G/T Ethan Pocic CB Shaquill Griffin S Delano Hill	8/17 Signed to extension 8/21 Waived/injured Signed Waived/injured Traded to Philadelphia Acquired from Philadelphia	C Justin Britt T Justin Senior T Tyrus Thompson TE Marcus Lucas 2018 5th Rd. Choice T Matt Tobin 2018 7th Rd. Choice WR Jermaine Kearse '18 2nd Rd. draft pick '18 7th Rd. draft pick DT Sheldon Richardson '18 7th Rd. draft pick TE Steve Donatell '18 7th Rd. draft pick CB Justin Coleman CB Tramaine Brock '18 7th Rd. draft pick DE Cassius Marsh '18 5th Rd. draft pick '18 7th Rd. draft pick Traded to Kansas City Acquired from Kansas City Placed on injured reserve
1/19 Signed 2017 future contract	TE Chris Briggs DT Rodney Coe WR Jamel Johnson DB Demetrius McCray WR Rodney Smith	5/17 Signed draft pick 5/19 Signed draft pick 5/23 Signed draft pick 5/25 Signed draft pick 5/31 Released	RB Troymaine Pope FS Marcus Cromartie SS Jordan Simone QB Jake Heaps QB Austin Davis TE Bryce Williams TE Steve Donatell G/T Ethan Pocic CB Shaquill Griffin S Delano Hill LB Kevin Pierre-Louis LB D.J. Alexander Lemuel Jeanpierre FB Algernon Brown LB Nick Usher FB Marcel Reece DE Marcus Smith DT Rodney Coe LB Arthur Brown LB Mike Morgan	9/1 Traded to N.Y. Jets  Acquired from N.Y. Jets  Released Traded to New England Acquired from New England	CB Justin Coleman CB Tramaine Brock '18 7th Rd. draft pick DE Cassius Marsh '18 5th Rd. draft pick '18 7th Rd. draft pick T Isaiah Battle S Marcus Cromartie CB DeAndre Elliott T George Fant CB DeShawn Shead DE Dion Jordan DT Malik McDowell LB Christian French CB Demetrius McCray DT Rodney Coe
1/20 Signed 2017 future contract	CB Perrish Cox T Robert Myers K Blair Walsh G/T Luke Joeckel RB Eddie Lacy CB Neiko Thorpe LB Arthur Brown CB DeShawn Shead TE Luke Willson G/T Oday Aboushi K John Lunsford S Bradley McDougald LB Michael Wilhoite LB Terence Garvin LB Dewey McDonald WR Cyril Grayson, Jr. DE Dion Jordan LB Kache Palacio RB Terrence Magee RB Troymaine Pope	7/28 Traded to Kansas City Acquired from Kansas City Hired as offensive assistant 7/29 Released  Signed	DT Greg Milhouse S Jordan Simone LB Ronald Powell DE Christian French DT Shaneil Jenkins WR Rodney Smith	9/2 Traded to Minnesota Acquired from Minnesota Traded to New England Acquired from New England  Traded to Kansas City Acquired from Kansas City Placed on injured reserve  Placed on PUP Placed on non-football inj.  Waived/injured	CB Justin Coleman CB Tramaine Brock '18 7th Rd. draft pick DE Cassius Marsh '18 5th Rd. draft pick '18 7th Rd. draft pick T Isaiah Battle S Marcus Cromartie CB DeAndre Elliott T George Fant CB DeShawn Shead DE Dion Jordan DT Malik McDowell LB Christian French CB Demetrius McCray DT Rodney Coe LB Mike Morgan FB Marcel Reece DT Ahtyba Rubin QB Trevone Boykin T Darrell Brown LB Rodney Butler RB Alex Collins RB Mike Davis CB Pierre Desir WR Cyril Grayson, Jr. DT Tylor Harris C Joey Hunt DT Quinton Jefferson WR Kenny Lawler DT Jeremy Liggins DT Greg Milhouse WR David Moore LB Kache Palacio C/G Will Pericak LB Otha Peters
2/9 Signed 3/11 Signed 3/14 Signed Re-signed 3/17 Signed Re-signed 3/20 Re-signed Signed 3/22 Signed  3/24 Signed 3/28 Signed Re-signed 4/10 Signed 4/14 Signed 4/18 Signed Re-signed  5/2 Signed 5/5 Re-signed 5/8 Claimed 5/9 Signed Released	TE Chris Briggs DT Rodney Coe WR Jamel Johnson DB Demetrius McCray WR Rodney Smith CB Perrish Cox T Robert Myers K Blair Walsh G/T Luke Joeckel RB Eddie Lacy CB Neiko Thorpe LB Arthur Brown CB DeShawn Shead TE Luke Willson G/T Oday Aboushi K John Lunsford S Bradley McDougald LB Michael Wilhoite LB Terence Garvin LB Dewey McDonald WR Cyril Grayson, Jr. DE Dion Jordan LB Kache Palacio RB Terrence Magee RB Troymaine Pope QB Jake Heaps FB Brandon Cottom RB Mike Davis DE David Bass CB Perrish Cox TE Chris Briggs C Ross Burbank DT Rodney Coe RB George Farmer WR Jamel Johnson K John Lunsford RB Terrence Magee RB Chris Carson WR David Moore T Justin Senior FS Tedric Thompson	7/30 Signed 7/31 Released Signed 8/1 Signed contract extension 8/2 Released 8/3 Released Signed 8/6 Released Signed 8/8 Released Waived/injured 8/9 Signed  8/10 Waived/injured Signed 8/12 Released Signed		Waived  Terminated veteran contract  Waived	

# Transactions



9/2 cont. Waived	WR Darreus Rogers DT Garrison Smith WR Rodney Smith TE Tyrone Swoopes T Tyrus Thompson CB Mike Tyson WR Kasen Williams	11/14 Placed on injured reserve	RB C.J. Prosise CB Richard Sherman CB Byron Maxwell
9/4 Signed to practice squad	QB Trevone Boykin LB Austin Calitro RB Mike Davis WR Cyril Grayson, Jr. C Joey Hunt T Jarron Jones WR David Moore DT Garrison Smith TE Tyrone Swoopes CB Mike Tyson	Signed	CB Mike Davis
9/8 Released from practice sq. Signed to practice squad	WR Cyril Grayson, Jr. WR Kenny Lawler	Signed from practice squad	RB Mike Davis
9/13 Released from practice sq.  Signed to practice squad	T Jarron Jones WR Kenny Lawler TE Gabe Holmes CB Akeem King DE David Bass	Placed on PS injured reserve	CB Akeem King
9/19 Released Signed from practice squad Released from practice sq. Signed to practice squad	DT Garrison Smith LB Austin Calitro LB Joseph Jones CB Tyvis Powell	Signed to practice squad	S Alex Carter CB Trovon Reed LB Paul Dawson
9/27 Placed on injured reserve Claimed off waivers Released from practice sq.  Signed to practice squad	LB Dewey McDonald LB Justin March-Lillard TE Gabe Holmes CB Tyvis Powell WR K.J. Brent DE Branden Jackson	11/21 Released Released from practice sq.	DE Dwight Freeney S Alex Carter
10/2 Placed on injured reserve Signed from L.A. Rams PS	RB Chris Carson DE Quinton Jefferson	11/22 Signed from practice sq. Signed to practice squad	WR David Moore FB Kyle Coleman LB Kache Palacio
10/7 Released Signed from practice squad	LB Justin March-Lillard DE Branden Jackson	11/28 Released Signed from practice squad Released from prac. squad Signed to practice squad	DT Garrison Smith DT Rodney Coe FB Kyle Coleman T Willie Beavers TE Steve Donatell
10/16 Signed to practice squad	LB Josh Forrest	12/2 Placed on injured reserve Released from prac. squad.	LB Josh Forrest T Isaiah Battle
10/20 Placed on injured reserve	DE Cliff Avril	12/5 Signed from practice squad Released from prac. squad Signed to practice squad	C Joey Hunt TE Steve Donatell T Isaiah Battle WR Cyril Grayson, Jr. DT Garrison Smith
10/24 Released from practice sq.	CB Tyvis Powell		
10/25 Signed Signed to practice squad	DE Dwight Freeney DT Rodney Coe		
11/1 Released Traded to Houston  Acquired from Houston	T Isaiah Battle 2018 3rd Rd. Pick 2019 2nd Rd. Pick T Duane Brown 2018 5th Rd. Pick		
11/7 Placed on injured reserve Signed off practice squad Signed to practice squad Signed to Denver's 53-man roster from practice squad	FB Tre Madden LB Josh Forrest T Isaiah Battle LB Joseph Jones		
11/8 Placed on injured reserve Activated from Non-FB Inj.	T Rees Odhiambo DE Dion Jordan		

*(1,804th transaction since 2010)*

# Participation Chart



Game Date	2017																G	S	IN	DNP
	1 9/10	2 9/17	3 9/24	4 10/1	5 10/8	6 10/22	7 10/29	8 11/5	9 11/9	10 11/20	11 11/26	12 12/3	13 12/10	14 12/17	15 12/24	16 12/31				
Game	@GB	SF	@Ten	Ind	@LAR	@NYG	Hou	Was	@Ari	Atl	@SF	Phi	@Jac	LAR	@Dal	Ari				
Aboushi, O.	dnp	in	RG	RG	RG	RG	RG	RG	RG	RG	in	in	in				8	8	4	1
Alexander, D.	lb	sub	in	sub	sub	sub	sub	sub	sub	sub	in	sub	lb				11	0	2	0
Avril, C.	RDE	RDE	RDE	RDE	in	ir	ir	ir	ir	ir	ir	ir	ir				4	4	1	0
Baldwin, D.	WR	WR	WR	WR	WR	WR	WR	WR	WR	WR	WR	WR	WR				13	13	0	0
Bass, D.	de	de															2	0	0	0
Battle, I.	in	in	in	in	in	in	in		ps	ps	ps		ps				0	0	7	0
Bennett, M.	LDE	LDE	LDE	LDE	LDE	LDE	LDE	LDE	LDE	LDE	LDE	LDE	LDE				13	13	0	0
Britt, J.	C	C	C	C	C	C	C	C	C	C	C	C	C				13	13	0	0
Brown, D.								LT	LT	LT	LT	LT	LT				6	6	0	0
Carson, C.	RB	rb	RB	RB	ir	ir	ir	ir	ir	ir	ir	ir	ir				4	3	0	0
Chancellor, K.	SS	SS	SS	SS	SS	SS	SS	SS	SS	in	in	in	in				9	9	4	0
Clark, F.	de	de	de	de	RDE	RDE	RDE	RDE	RDE	RDE	RDE	RDE	RDE				13	9	0	0
Coe, R.							ps	ps	ps	ps	ps	in	dt				1	0	1	0
Coleman, J.	cb	sub	cb	cb	CB	cb	CB	cb	cb	cb	cb	CB	cb				13	3	0	0
Darboh, A.	wr	wr	wr	wr	wr	wr	wr	wr	wr	wr	wr	wr	wr				13	0	0	0
Davis, A.	dnp	dnp	dnp	dnp	dnp	qb	dnp	dnp	qb	dnp	dnp	dnp	dnp				2	0	0	11
Davis, M.	ps	ps	ps	ps	ps	ps	ps	ps	ps	RB	in	RB	RB				3	3	1	0
Forrest, J.									in	lb	sub	ir	ir				2	0	1	0
Freeney, D.							de	de	de	de	de	de	de				4	0	0	0
Garvin, T.	OLB	in	sub	lb	sub	sub	sub	lb	sub	OLB	lb	sub	lb				12	2	1	0
Glowinski, M.	RG	RG	in	in	in	g	sub	sub	sub	g	sub	sub	sub				10	2	3	0
Graham, J.	TE	te	TE	TE	TE	TE	TE	TE	TE	TE	TE	te	te				13	10	0	0
Griffin, S.	cb	cb	cb	cb	RCB	RCB	RCB	RCB	RCB	RCB	in	RCB	RCB				12	7	1	0
Hill, D.	in	sub	sub	s	sub	sub	sub	s	s	sub	s	sub	s				12	0	1	0
Hunt, J.	ps	ps	ps	ps	ps	ps	ps	ps	ps	ps	ps	ps	in				0	0	1	0
Ifedi, G.	RT	RT	RT	RT	RT	RT	RT	RT	RT	RT	RT	RT	RT				13	13	0	0
Jackson, B.				ps	de	de	de	de	de	de	de	de	de				9	0	0	0
Jefferson, Q.					in	de	in	de	in	in	de	de	de				5	0	4	0
Joeckel, J.	LG	LG	LG	LG	LG	in	in	in	in	in	LG	LG	LG				8	8	5	0
Jones, N.	dt	dt	dt	dt	dt	dt	dt	RDT	dt	LDT	dt	in	in				11	2	2	0
Jordan, D.	nfi	nfi	nfi	nfi	nfi	nfi	nfi	nfi	de	de	in	in	in				2	0	3	0
Lacy, E.	rb	in	dnp	rb	RB	rb	RB	RB	in	rb	rb	rb	in				9	3	3	1
Lane, J.	RCB	RCB	RCB	RCB	in	in	cb	in	cb	LCB	LCB	cb	sub				10	6	3	0
Lockett, T.	wr	WR	WR	WR	WR	wr	wr	wr	wr	WR	wr	WR	wr				13	6	0	0
McDonald, D.	lb	sub	sub	ir	ir	ir	ir	ir	ir	ir	ir	ir	ir				3	0	0	0
McDougald, B.	s	s	s	s	s	s	s	FS	FS	SS	SS	SS	SS				13	6	0	0
McEvoy, T.	wr	wr	wr	wr	wr	wr	wr	wr	wr	wr	wr	wr	wr				13	0	0	0
McKissic, J.	in	in	in	rb	rb	rb	rb	rb	rb	rb	RB	rb	rb				10	1	3	0
Madden, T.	FB	FB	fb	fb	fb	fb	FB	fb	ir	ir	ir	ir	ir				8	3	0	0
March-Lillard, J.				sub													1	0	0	0
Maxwell, B.										cb	RCB	LCB	LCB				4	3	0	0
Moore, D.											in	in	in				0	0	3	0
Odhiambo, R.	LT	LT	LT	LT	LT	LT	LT	in	ir	ir	ir	ir	ir				7	7	1	0
Ott, T.	sub	sub	sub	sub	sub	sub	sub	sub	sub	sub	sub	sub	sub				13	0	0	0
Pocic, E.	sub	sub	sub	sub	sub	LG/c	LG	LG	LG	LG	RG	RG	RG				13	8	0	0
Proise, C.	rb	rb	rb	in	in	rb	in	rb	ir	ir	ir	ir	ir				5	0	4	0
Rawls, T.	in	RB	rb	in	rb	RB	rb	rb	RB	in	rb	rb	rb				10	3	3	0
Reed, J.	LDT	LDT	LDT	LDT	LDT	LDT	LDT	LDT	LDT	in	LDT	LDT	LDT				12	12	1	0
Richardson, P.	WR	WR	WR	WR	WR	WR	WR	wr	wr	WR	WR	WR	WR				13	11	0	0
Richardson, S.	RDT	RDT	RDT	RDT	RDT	RDT	RDT	in	RDT	RDT	RDT	RDT	RDT				12	12	1	0
Roos, J.	in	in	in	in	in	in	in	in	in	sub	sub	fb	sub				4	0	9	0
Ryan, J.	p	p	p	p	p	p	p	p	p	p	p	p	p				13	0	0	0
Sherman, R.	LCB	LCB	LCB	LCB	LCB	LCB	LCB	LCB	LCB	ir	ir	ir	ir				9	9	0	0
Smith, G.	ps	ps	dt	dt	dt	in	in	dt	dt	in	dt		ps				6	0	3	0
Smith, M.	de	dnp	de	de	de	de	de	de	in	de	de	de	de				11	0	1	1
Thomas, E.	FS	FS	FS	FS	FS	FS	FS	in	in	FS	FS	FS	FS				11	11	2	0
Thompson, T.	in	in	in	in	dnp	in	in	sub	sub	sub	sub	sub	sub				6	0	6	1
Thorpe, N.	cb	sub	in	in	sub	sub	sub	sub	cb	cb	cb	sub	sub				11	0	2	0
Tobin, M.	t	dnp	t	t	t	t	t	t	t	sub	t	t	sub				12	0	0	1
Vannett, N.	te	te	te	te	te	te	te	TE	te	te	te	TE	TE				13	3	0	0
Wagner, B.	MLB	MLB	MLB	MLB	MLB	MLB	MLB	MLB	MLB	MLB	MLB	MLB	MLB				13	13	0	0
Walsh, B.	k	k	k	k	k	k	k	k	k	k	k	k	k				13	0	0	0
Wilhoite, M.	in	OLB	OLB	OLB	lb	OLB	lb	OLB	OLB	in	OLB	lb	OLB				11	8	2	0
Willson, L.	te	te	te	te	te	TE	te	TE	TE	te	TE	te	TE				13	5	0	0
Wilson, R.	QB	QB	QB	QB	QB	QB	QB	QB	QB	QB	QB	QB	QB				13	13	0	0
Wright, K.	OLB	OLB	OLB	OLB	OLB	OLB	OLB	OLB	OLB	OLB	OLB	OLB	OLB				13	13	0	0

CAPS - starter; lower case - substitute at position; sub - special teams only; dnp - did not play; in - inactive; ps - practice squad; ir - injured reserve; nfi - non-football injury; sus - suspended, pup - physically unable to perform, exp - exempt

# How Built



Year	By Draft	Trade/Waivers/Practice Squad	Free Agents	By Experience
2017	C/G Ethan Pocic (2b)	LB D.J. Alexander (T)	G/T Oday Aboushi (UFA)	P Jon Ryan 12
	CB Shaquill Griffin (3a)	T Duane Brown (T)	DT Rodney Coe	T Duane Brown 10
	S Delano Hill (3b)	CB Justin Coleman (T)	QB Austin Davis	DE Michael Bennett 9
	DT Nazair Jones (3c)	RB Mike Davis (W)	LB Terence Garvin (UFA)	SS Kam Chancellor 8
	WR Amara Darboh (3d)	DT Sheldon Richardson (T)	DE Branden Jackson	TE Jimmy Graham 8
	S Tedric Thompson (4)	T Matt Tobin (T)	G/T Luke Joeckel (UFA)	FS Earl Thomas 8
	WR David Moore (7a)		DE Dion Jordan	WR Doug Baldwin 7
			RB Eddie Lacy (UFA)	CB Byron Maxwell 7
			S Bradley McDougald (UFA)	LB K.J. Wright 7
			G Jordan Roos	QB Austin Davis 6
			DE Marcus Smith	CB Jeremy Lane 6
			K Blair Walsh	LB Bobby Wagner 6
			LB Michael Wilhoite (UFA)	K Blair Walsh 6
			LB Michael Wilhoite 6	
			QB Russell Wilson 6	
			G/T Oday Aboushi 5	
			LB Terence Garvin 5	
			G/T Luke Joeckel 5	
			RB Eddie Lacy 5	
			FS Bradley McDougald 5	
			DT Sheldon Richardson 5	
			CB Neiko Thorpe 5	
			T Matt Tobin 5	
			TE Luke Willson 5	
			C Justin Britt 4	
			DE Dion Jordan 4	
			WR Paul Richardson 4	
			DE Marcus Smith 4	
			LB D.J. Alexander 3	
			DE Frank Clark 3	
			CB Justin Coleman 3	
			RB Mike Davis 3	
			G Mark Glowinski 3	
			WR Tyler Lockett 3	
			LS Tyler Ott 3	
			RB Thomas Rawls 3	
			DT Rodney Coe 2	
			C Joey Hunt 2	
			G/T Germain Ifedi 2	
			DE Branden Jackson 2	
			DE Quinton Jefferson 2	
			WR Tanner McEvoy 2	
			RB J.D. McKissic 2	
			DT Jarran Reed 2	
			TE Nick Vannett 2	
			WR Amara Darboh R	
			CB Shaquill Griffin R	
			SS Delano Hill R	
			DT Nazair Jones R	
			WR David Moore R	
			C/G Ethan Pocic R	
			G Jordan Roos R	
			FS Tedric Thompson R	
2016	G/T Germain Ifedi (1) DT Jarran Reed (2) TE Nick Vannett (3b) DE Quinton Jefferson (5a) C Joey Hunt (6)	RB J.D. McKissic (W)	S Tanner McEvoy LS Tyler Ott CB Neiko Thorpe	
2015	DE Frank Clark (2) WR Tyler Lockett (3) G Mark Glowinski (4b)	TE Jimmy Graham (T)	RB Thomas Rawls	
2014	WR Paul Richardson (2a) T Justin Britt (2b)			
2013	TE Luke Willson (5c)		DE Michael Bennett (UFA)	
2012	LB Bobby Wagner (2) QB Russell Wilson (3) CB Jeremy Lane (6a)			
2011	LB K.J. Wright (4a) CB Byron Maxwell (6)		WR Doug Baldwin	
2010	S Earl Thomas (1b) S Kam Chancellor (5)			
2008			P Jon Ryan	



## 2017 Seattle Seahawks Alphabetical Roster (Updated 12/5/17)

No.	Name	Pos.	Ht.	Wt.	Birthdate	Age	Exp.	College	Hometown	Acquired
75	Aboushi, Oday	G/T	6-5	315	6/5/1991	26	5	Virginia	Brooklyn, N.Y.	UFA(Hou)-'17
58	Alexander, D.J.	LB	6-2	233	9/30/1991	26	3	Oregon State	Long Beach, Calif.	T(KC)-'17
89	Baldwin, Doug	WR	5-10	192	9/21/1988	29	7	Stanford	Gulf Breeze, Fla.	FA-'11
72	Bennett, Michael	DE	6-4	274	11/13/1985	32	9	Texas A&M	Alief, Texas	UFA(TB)-'13
68	Britt, Justin	C	6-6	315	5/29/1991	26	4	Missouri	Lebanon, Mo.	D2(b)-'14
76	Brown, Duane	T	6-4	315	8/30/1985	32	10	Virginia Tech	Richmond, Va.	T(Hou)-'17
31	Chancellor, Kam	SS	6-3	225	4/3/1988	29	8	Virginia Tech	Norfolk, Va.	D5-'10
55	Clark, Frank	DE	6-3	260	6/14/1993	24	3	Michigan	Cleveland, Ohio	D2-'15
61	Coe, Rodney	DT	6-3	315	5/18/1993	24	2	Akron	Fulton, Mo.	FA-'17
28	Coleman, Justin	CB	5-11	190	3/27/1993	24	3	Tennessee	Brunswick, Ga.	T(NE)-'17
84	Darboh, Amara	WR	6-2	219	2/1/1994	23	R	Michigan	West Des Moines, Iowa	D3(d)-'17
6	Davis, Austin	QB	6-2	221	6/2/1989	28	6	Southern Mississippi	Collinsville, Miss.	FA-'17
39	Davis, Mike	RB	5-9	217	2/19/1993	24	3	South Carolina	Atlanta, Ga.	W(SF)-'17
52	Garvin, Terence	LB	6-3	235	1/1/1991	26	5	West Virginia	Upper Marlboro, Md.	UFA(Was)-'17
63	Glowinski, Mark	G	6-4	310	5/3/1992	25	3	West Virginia	Wilkes-Barre, Pa.	D4(b)-'15
88	Graham, Jimmy	TE	6-7	265	11/24/1986	31	8	Miami	Goldsboro, N.C.	T(NO)-'15
26	Griffin, Shaquill	CB	6-0	198	7/20/1995	22	R	Central Florida	St. Petersburg, Fla.	D3(a)-'17
42	Hill, Delano	SS	6-1	216	11/26/1995	22	R	Michigan	Detroit, Mich.	D3(b)-'17
53	Hunt, Joey	C	6-2	299	2/22/1994	23	2	TCU	El Campo, Texas	D6-'16
65	Ifedi, Germain	G/T	6-5	325	6/2/1994	23	2	Texas A&M	Houston, Texas	D1-'16
93	Jackson, Branden	DE	6-4	273	11/11/1992	25	2	Texas Tech	McKeesport, Pa.	FA-'17
99	Jefferson, Quinton	DE	6-4	291	3/31/1993	24	2	Maryland	Pittsburgh, Pa.	D5(a)-'16
78	Joeckel, Luke	G/T	6-6	307	11/6/1991	26	5	Texas A&M	Arlington, Texas	UFA(Jac)-'17
92	Jones, Nazair	DT	6-5	304	12/13/1994	22	R	North Carolina	Roanoke Rapids, N.C.	D3(c)-'17
95	Jordan, Dion	DE	6-6	275	3/5/1990	27	4	Oregon	Chandler, Ariz.	FA-'17
27	Lacy, Eddie	RB	5-11	250	6/2/1990	27	5	Alabama	Geismar, La.	UFA(GB)-'17
20	Lane, Jeremy	CB	6-0	190	7/14/1990	27	6	Northwestern St. (La.)	Tyler, Texas	D6(a)-'12
16	Lockett, Tyler	WR	5-10	182	9/28/1992	25	3	Kansas State	Tulsa, Okla.	D3-'15
30	McDougald, Bradley	FS	6-1	215	11/15/1990	27	5	Kansas	Columbus, Ohio	UFA(TB)-'17
19	McEvoy, Tanner	WR	6-6	230	1/26/1993	24	2	Wisconsin	Hillsdale, N.J.	FA-'16
21	McKissic, J.D.	RB	5-10	195	8/15/1993	24	2	Arkansas State	Phenix City, Ala.	W(Atl)-'16
41	Maxwell, Byron	CB	6-1	207	2/23/1988	29	7	Clemson	Charleston, S.C.	D6-'11
83	Moore, David	WR	6-0	219	1/15/1995	22	R	East Central (Okla.)	Gainesville, Texas	D7(a)-'17
69	Ott, Tyler	LS	6-3	253	2/28/1992	25	3	Harvard	Tulsa, Okla.	FA-'16
77	Pocic, Ethan	C/G	6-6	309	8/5/1995	22	R	Louisiana State	Lemont, Ill.	D2(b)-'17
34	Rawls, Thomas	RB	5-9	215	8/3/1993	24	3	Central Michigan	Flint, Mich.	FA-'15
90	Reed, Jarran	DT	6-3	306	12/16/1992	24	2	Alabama	Goldsboro, N.C.	D2-'16
10	Richardson, Paul	WR	6-0	183	4/13/1992	25	4	Colorado	Los Angeles, Calif.	D2(a)-'14
91	Richardson, Sheldon	DT	6-3	295	11/29/1990	27	5	Missouri	St. Louis, Mo.	T(NYJ)-'17
64	Roos, Jordan	G	6-3	302	7/6/1993	24	R	Purdue	Celina, Texas	FA-'17
9	Ryan, Jon	P	6-0	217	11/26/1981	36	12	Regina	Regina, Saskatchewan	FA-'08
97	Smith, Marcus	DE	6-3	258	3/31/1992	25	4	Louisville	Columbus, Ga.	FA-'17
29	Thomas, Earl	FS	5-10	202	5/7/1989	28	8	Texas	Orange, Texas	D1(b)-'10
33	Thompson, Tedric	FS	6-0	204	1/20/1995	22	R	Colorado	Valencia, Calif.	D4-'17
23	Thorpe, Neiko	CB	6-2	210	2/11/1990	27	5	Auburn	Tucker, Ga.	FA-'16
73	Tobin, Matt	T	6-6	303	6/5/1990	27	5	Iowa	Dyersville, Iowa	T(Phi)-'17
81	Vannett, Nick	TE	6-6	261	3/6/1993	24	2	Ohio State	Westerville, Ohio	D3(b)-'16
54	Wagner, Bobby	LB	6-0	245	6/27/1990	27	6	Utah State	Ontario, Calif.	D2-'12
7	Walsh, Blair	K	5-10	175	1/8/1990	27	6	Georgia	Fort Lauderdale, Fla.	FA-'17
57	Wilhoite, Michael	LB	6-0	245	12/7/1986	30	6	Washburn	Topeka, Kan.	UFA(SF)-'17
82	Willson, Luke	TE	6-5	254	1/15/1990	27	5	Rice	LaSalle, Ontario	D5(c)-'13
3	Wilson, Russell	QB	5-11	215	11/29/1988	29	6	Wisconsin	Richmond, Va.	D3-'12
50	Wright, K.J.	LB	6-4	246	7/23/1989	28	7	Mississippi State	Olive Branch, Miss.	D4(a)-'11

**Head Coach:** Pete Carroll, Darrell Bevell (Offensive Coordinator), Kris Richard, (Defensive Coordinator), Michael Barrow (Asst. Head Coach/Defense/Linebackers), Dwaine Board (Asst. Defensive Line), Tom Cable (Asst. Head Coach/Offensive Line), Dave Canales (Wide Receivers), Chris Carlisle (Head Strength & Conditioning), Brennan Carroll (Asst. Offensive Line), Nate Carroll (Asst. Wide Receivers), Andre Curtis (Defensive Backs), Tom Donatell (Quality Control/Defense), Heath Farwell (Asst. Special Teams), Mondray Gee (Asst. Strength & Conditioning), John Glenn (Asst. Linebackers), Will Harriger (Asst. Quarterbacks), Clint Hurr (Defensive Line), Lemuel Jeanpierre (Offensive Asst.), Travis Jones (Senior Defensive Asst.), Pat McPherson (Tight Ends), Ricky Manning, Jr. (Asst. Defensive Backs), Chad Morton (Running Backs), Pat Ruel (Asst. Offensive Line), Brian Schneider (Special Teams Coordinator), Carl Smith (Quarterbacks), Nick Sorensen (Secondary), Jamie Yanchar (Assistant Strength & Conditioning).

**2017 Seattle Seahawks Numerical Roster (updated 12/5/17)**

No.	Name	Pos.	Ht.	Wt.	Birthdate	Age	Exp.	College	Hometown	Acquired
3	Russell Wilson	QB	5-11	215	11/29/1988	29	6	Wisconsin	Richmond, Va.	D3-'12
6	Austin Davis	QB	6-2	221	6/2/1989	28	6	Southern Mississippi	Collinsville, Miss.	FA-'17
7	Blair Walsh	K	5-10	175	1/8/1990	27	6	Georgia	Fort Lauderdale, Fla.	FA-'17
9	Jon Ryan	P	6-0	217	11/26/1981	36	12	Regina	Regina, Saskatchewan	FA-'08
10	Paul Richardson	WR	6-0	183	4/13/1992	25	4	Colorado	Los Angeles, Calif.	D2(a)-'14
16	Tyler Lockett	WR	5-10	182	9/28/1992	25	3	Kansas State	Tulsa, Okla.	D3-'15
19	Tanner McEvoy	WR	6-6	230	1/26/1993	24	2	Wisconsin	Hillsdale, N.J.	FA-'16
20	Jeremy Lane	CB	6-0	190	7/14/1990	27	6	Northwestern St. (La.)	Tyler, Texas	D6(a)-'12
21	J.D. McKissic	RB	5-10	195	8/15/1993	24	2	Arkansas State	Phenix City, Ala.	W(ATI)-'16
23	Neiko Thorpe	CB	6-2	210	2/11/1990	27	5	Auburn	Tucker, Ga.	FA-'16
26	Shaquill Griffin	CB	6-0	198	7/20/1995	22	R	Central Florida	St. Petersburg, Fla.	D3(a)-'17
27	Eddie Lacy	RB	5-11	250	6/2/1990	27	5	Alabama	Geismar, La.	UFA(GB)-'17
28	Justin Coleman	CB	5-11	190	3/27/1993	24	3	Tennessee	Brunswick, Ga.	T(NE)-'17
29	Earl Thomas	FS	5-10	202	5/7/1989	28	8	Texas	Orange, Texas	D1(b)-'10
30	Bradley McDougald	FS	6-1	215	11/15/1990	27	5	Kansas	Columbus, Ohio	UFA(TB)-'17
31	Kam Chancellor	SS	6-3	225	4/3/1988	29	8	Virginia Tech	Norfolk, Va.	D5-'10
33	Tedric Thompson	FS	6-0	204	1/20/1995	22	R	Colorado	Valencia, Calif.	D4-'17
34	Thomas Rawls	RB	5-9	215	8/3/1993	24	3	Central Michigan	Flint, Mich.	FA-'15
39	Mike Davis	RB	5-9	217	2/19/1993	24	3	South Carolina	Atlanta, Ga.	W(SF)-'17
41	Byron Maxwell	CB	6-1	207	2/23/1988	29	7	Clemson	Charleston, S.C.	D6-'11
42	Delano Hill	SS	6-1	216	11/26/1995	22	R	Michigan	Detroit, Mich.	D3(b)-'17
50	K.J. Wright	LB	6-4	246	7/23/1989	28	7	Mississippi State	Olive Branch, Miss.	D4(a)-'11
52	Terence Garvin	LB	6-3	235	1/1/1991	26	5	West Virginia	Upper Marlboro, Md.	UFA(Was)-'17
53	Joey Hunt	C	6-2	299	2/22/1994	23	2	TCU	El Campo, Texas	D6-'16
54	Bobby Wagner	LB	6-0	245	6/27/1990	27	6	Utah State	Ontario, Calif.	D2-'12
55	Frank Clark	DE	6-3	260	6/14/1993	24	3	Michigan	Cleveland, Ohio	D2-'15
57	Michael Wilhoite	LB	6-0	245	12/7/1986	30	6	Washburn	Topeka, Kan.	UFA(SF)-'17
58	D.J. Alexander	LB	6-2	233	9/30/1991	26	3	Oregon State	Long Beach, Calif.	T(KC)-'17
61	Rodney Coe	DT	6-3	315	5/18/1993	24	2	Akron	Fulton, Mo.	FA-'17
63	Mark Glowinski	G	6-4	310	5/3/1992	25	3	West Virginia	Wilkes-Barre, Pa.	D4(b)-'15
64	Jordan Roos	G	6-3	302	7/6/1993	24	R	Purdue	Celina, Texas	FA-'17
65	Germain Ifedi	G/T	6-5	325	6/2/1994	23	2	Texas A&M	Houston, Texas	D1-'16
68	Justin Britt	C	6-6	315	5/29/1991	26	4	Missouri	Lebanon, Mo.	D2(b)-'14
69	Tyler Ott	LS	6-3	253	2/28/1992	25	3	Harvard	Tulsa, Okla.	FA-'16
72	Michael Bennett	DE	6-4	274	11/13/1985	32	9	Texas A&M	Alief, Texas	UFA(TB)-'13
73	Matt Tobin	T	6-6	303	6/5/1990	27	5	Iowa	Dyersville, Iowa	T(Phi)-'17
75	Oday Aboushi	G/T	6-5	315	6/5/1991	26	5	Virginia	Brooklyn, N.Y.	UFA(Hou)-'17
76	Duane Brown	T	6-4	315	8/30/1985	32	10	Virginia Tech	Richmond, Va.	T(Hou)-'17
77	Ethan Pocic	C/G	6-6	309	8/5/1995	22	R	Louisiana State	Lemont, Ill.	D2(b)-'17
78	Luke Joeckel	G/T	6-6	307	11/6/1991	26	5	Texas A&M	Arlington, Texas	UFA(Jac)-'17
81	Nick Vannett	TE	6-6	261	3/6/1993	24	2	Ohio State	Westerville, Ohio	D3(b)-'16
82	Luke Willson	TE	6-5	254	1/15/1990	27	5	Rice	LaSalle, Ontario	D5(c)-'13
83	David Moore	WR	6-0	219	1/15/1995	22	R	East Central (Okla.)	Gainesville, Texas	D7(a)-'17
84	Amara Darboh	WR	6-2	219	2/1/1994	23	R	Michigan	West Des Moines, Iowa	D3(d)-'17
88	Jimmy Graham	TE	6-7	265	11/24/1986	31	8	Miami	Goldsboro, N.C.	T(NO)-'15
89	Doug Baldwin	WR	5-10	192	9/21/1988	29	7	Stanford	Gulf Breeze, Fla.	FA-'11
90	Jarran Reed	DT	6-3	306	12/16/1992	24	2	Alabama	Goldsboro, N.C.	D2-'16
91	Sheldon Richardson	DT	6-3	295	11/29/1990	27	5	Missouri	St. Louis, Mo.	T(NYJ)-'17
92	Nazair Jones	DT	6-5	304	12/13/1994	22	R	North Carolina	Roanoke Rapids, N.C.	D3(c)-'17
93	Branden Jackson	DE	6-4	273	11/11/1992	25	2	Texas Tech	McKeesport, Pa.	FA-'17
95	Dion Jordan	DE	6-6	275	3/5/1990	27	4	Oregon	Chandler, Ariz.	FA-'17
97	Marcus Smith	DE	6-3	258	3/31/1992	25	4	Louisville	Columbus, Ga.	FA-'17
99	Quinton Jefferson	DE	6-4	291	3/31/1993	24	2	Maryland	Pittsburgh, Pa.	D5(a)-'16
<b>Practice Squad</b>										
1	Trovon Reed	CB	6-0	191	12/30/1990	26	3	Auburn	Thibodeaux, La.	FA-'17
2	Trevone Boykin	QB	6-0	213	8/22/1993	24	2	TCU	Dallas, Texas	FA-'16
13	Cyril Grayson, Jr.	WR	5-9	183	12/5/1993	24	R	Louisiana State	Kenner, La.	FA-'17
40	Mike Tyson	CB	6-1	207	7/27/1993	24	R	Cincinnati	Norfolk, Va.	D6(a)-'17
46	Tyrone Swoopes	TE	6-4	254	11/14/1994	23	R	Texas	Whitewright, Texas	FA-'17
47	Paul Dawson	LB	6-0	240	1/13/1993	24	3	TCU	Dallas, Texas	FA-'17
49	Kache Palacio	LB	6-1	237	1/30/1994	23	2	Washington State	Los Angeles, Calif.	FA-'16
66	Willie Beavers	T	6-5	324	10/2/1993	24	2	Western Michigan	Southfield, Mich.	FA-'17
79	Isaiah Battle	T	6-7	290	2/10/1993	24	3	Clemson	Brooklyn, N.Y.	T(KC)-'17
98	Garrison Smith	DT	6-1	295	10/9/1991	26	4	Georgia	Atlanta, Ga.	W(SF)-'16
<b>Physically Unable to Perform</b>										
35	DeShawn Shead	CB	6-2	212	6/28/1989	28	6	Portland State	Palmdale, Calif.	FA-'12
<b>Non-Football Injury</b>										
94	Malik McDowell	DT	6-6	299	6/20/1996	21	R	Michigan State	Detroit, Mich.	D2(a)-'17
<b>Injured Reserve</b>										
21	DeAndre Elliott	CB	6-1	189	11/21/1992	25	2	Colorado State	Dallas, Texas	FA-'16
22	C.J. Proise	RB	6-1	225	5/20/1994	23	2	Notre Dame	Petersburg, Va.	D3(a)-'16
25	Richard Sherman	CB	6-3	195	3/30/1988	29	7	Stanford	Compton, Calif.	D5(a)-'11
32	Chris Carson	RB	5-11	218	9/16/1994	23	R	Oklahoma State	Lilburn, Ga.	D7(b)-'17
36	Akeem King (PS)	CB	6-1	215	8/29/1992	25	3	San Jose State	Visalia, Calif.	FA-'17
37	Jordan Simone	SS	5-11	191	7/21/1992	24	1	Arizona State	Sammamish, Wash.	FA-'17
38	Tre Madden	FB	6-0	235	8/16/1993	24	2	USC	Alisa Viejo, Calif.	FA-'16
44	Dewey McDonald	LB	6-0	229	6/10/1990	27	4	California Univ. (Pa.)	Ranson, W. Va.	T(Oak)-'16
56	Cliff Avril	DE	6-3	260	4/8/1986	31	10	Purdue	Green Cove Springs, Fla.	UFA(Det)-'13
60	Justin Senior	T	6-4	329	7/8/1994	23	R	Mississippi State	Montreal, Quebec	D6(b)-'17
70	Rees Odhiambo	G/T	6-4	315	9/23/1992	25	2	Boise State	Mansfield, Ohio	D3(c)-'16
74	George Fant	T	6-5	322	7/19/1992	25	2	Western Kentucky	Bowling Green, Ky.	FA-'16

# Unofficial Depth Chart & Pronunciation Guide



## Offense

<b>WR</b>	89 Doug Baldwin	16 Tyler Lockett	83 <u>David Moore</u>
<b>LT</b>	76 Duane Brown	73 Matt Tobin	
<b>LG</b>	78 Luke Joeckel	77 <u>Ethan Pocic</u>	63 Mark Glowinski
<b>C</b>	68 Justin Britt	77 <u>Ethan Pocic</u>	64 <u>Jordan Roos</u>
<b>RG</b>	77 <u>Ethan Pocic</u>	63 Mark Glowinski	53 Joey Hunt
<b>RT</b>	65 Germain Ifedi	73 Matt Tobin	75 (Oday Aboushi)
<b>TE</b>	88 Jimmy Graham	82 Luke Willson	81 Nick Vannett
<b>WR</b>	10 Paul Richardson	19 Tanner McEvoy	84 <u>Amara Darboh</u>
<b>QB</b>	3 Russell Wilson	6 Austin Davis	
<b>FB</b>			
<b>RB</b>	39 Mike Davis	34 Thomas Rawls	27 Eddie Lacy
			21 J.D. McKissic

## Defense

<b>LDE</b>	72 Michael Bennett	67 Branden Jackson	99 Quinton Jefferson
<b>LDT</b>	90 Jarran Reed	61 Rodney Coe	95 Dion Jordan
<b>RDT</b>	91 Sheldon Richardson	92 <u>Nazair Jones</u>	
<b>RDE</b>	55 Frank Clark	97 Marcus Smith	
<b>OLB</b>	57 Michael Wilhoite	52 Terence Garvin	58 D.J. Alexander
<b>MLB</b>	54 Bobby Wagner	57 Michael Wilhoite	
<b>OLB</b>	50 K.J. Wright	52 Terence Garvin	
<b>LCB</b>	41 Byron Maxwell	20 Jeremy Lane	23 Neiko Thorpe
<b>RCB</b>	26 <u>Shaquill Griffin</u>	28 Justin Coleman	
<b>SS</b>	30 Bradley McDougald	42 <u>Delano Hill</u>	33 <u>Tedric Thompson</u>
<b>FS</b>	29 Earl Thomas	30 Bradley McDougald	31 (Kam Chancellor)

## Specialists

<b>K</b>	7 Blair Walsh		
<b>P</b>	9 Jon Ryan		
<b>H</b>	9 Jon Ryan	3 Russell Wilson	
<b>PR</b>	16 Tyler Lockett	21 J.D. McKissic	
<b>KR</b>	16 Tyler Lockett	10 Paul Richardson	21 J.D. McKissic
<b>LS</b>	69 Tyler Ott		

( ) injured; Underline Rookie or 1st Year

## Pronunciation Guide

Oday Aboushi...	Luke Joeckel...	Jarran Reed...
OH-day ah-BOO-shee	JOKE-ull	JAIR-in
Amara Darboh...	Nazair Jones...	Tedric Thompson...
uh-MAR-uh DAR-bo	nah-ZAIR	TEH-drick
Delano Hill...	Bradley McDougald...	Nick Vannett...
duh-LAY-no	mick-DOO-gull	van-NET
Germain Ifedi...	Ethan Pocic...	
jermaine ih-FEH-dee	PO-sick	

# 1



## GREEN BAY 17, SEATTLE SEAHAWKS 9

### SUNDAY, SEPTEMBER 10, 2017

#### LAMBEAU FIELD



The Seattle Seahawks could not sustain drives, converting just three of 12 on third downs, possessing the ball for just 20:47 to the Green Bay Packers' 39:13 as the Seahawks lost to the Packers in Green Bay by a score of 17-9. The Seahawks led the first scoring drive of the game at the end of the first half, as Russell Wilson drove the team into field goal range and Blair Walsh connected on a 33-yard field goal to take the 3-0 halftime lead. On Seattle's first drive of the second half, Wilson was sacked by Mike Daniels and fumbled, which the Packers recovered on the Seahawks' 6-yard line. Ty Montgomery ran into the end zone for a 6-yard score on the following play, giving Green Bay the 7-3 lead. Seattle responded with a 71-yard drive and Walsh kicked a 21-yard field goal to bring the score to 7-6. Aaron Rodgers caught the Seahawks in a substitution and hit Jordy Nelson on a 32-yard touchdown pass to push the lead to 14-6. Seattle was forced to punt and the Packers added a Mason Crosby 40-yard field goal on the ensuing possession to go up 17-6. The Seahawks added a third Walsh field goal, this time from 41 yards, to bring the score to 17-9, but the Packers were able to run the clock out on their final possession, sealing the Green Bay victory.

<b>Seattle</b>	0	3	3	3	<b>9</b>
<b>Green Bay</b>	0	0	14	3	<b>17</b>

				<b>Seattle</b>	<b>Green Bay</b>
SEA	2	0:00	Walsh 33 FG (8-74, 0:55)	3	0
GB	3	10:33	Montgomery 6 run (Crosby kick) (1-6, 0:06)	3	7
SEA	3	4:20	Walsh 21 FG (11-71, 6:13)	6	7
GB	3	0:17	Nelson 32 pass Rodgers (Crosby kick) (9-75, 4:03)	6	14
GB	4	8:01	Crosby 40 FG (12-53, 5:37)	6	17
SEA	4	6:17	Walsh 41 FG (7-52, 1:44)	9	17
Att. 78,381					

#### STATISTICS

##### RUSHING

<b>Seattle</b>	<b>Att</b>	<b>Yds</b>	<b>Avg</b>	<b>LG</b>	<b>TD</b>	<b>Green Bay</b>	<b>Att</b>	<b>Yds</b>	<b>Avg</b>	<b>LG</b>	<b>TD</b>
R. Wilson	2	40	20.0	29	0	T. Montgomery	19	54	2.8	8	1
C. Carson	6	39	6.5	30	0	A. Rodgers	7	21	3.0	13	0
C. Prosisie	4	11	2.8	8	0	J. Williams	2	9	4.5	6	0
E. Lacy	5	3	0.6	6	0						
D. Baldwin	1	-3	-3.0	-3	0						
<b>TOTAL</b>	<b>18</b>	<b>90</b>	<b>5.0</b>	<b>30</b>	<b>0</b>	<b>TOTAL</b>	<b>28</b>	<b>84</b>	<b>3.0</b>	<b>13</b>	<b>1</b>

##### PASSING

<b>Seattle</b>	<b>A</b>	<b>C</b>	<b>Yds</b>	<b>SK/YD</b>	<b>TD</b>	<b>LG</b>	<b>INT</b>	<b>RT</b>	<b>Green Bay</b>	<b>A</b>	<b>C</b>	<b>Yds</b>	<b>SK/YD</b>	<b>TD</b>	<b>LG</b>	<b>INT</b>	<b>RT</b>
R. Wilson	27	14	158	3/23	0	34	0	69.7	A. Rodgers	42	28	311	4/25	1	32t	1	86.5
<b>TOTAL</b>	<b>27</b>	<b>14</b>	<b>158</b>	<b>3/23</b>	<b>0</b>	<b>34</b>	<b>0</b>	<b>69.7</b>	<b>TOTAL</b>	<b>42</b>	<b>28</b>	<b>311</b>	<b>4/25</b>	<b>1</b>	<b>32t</b>	<b>1</b>	<b>86.5</b>

##### RECEIVING

<b>Seattle</b>	<b>No</b>	<b>Yds</b>	<b>Avg</b>	<b>LG</b>	<b>TD</b>	<b>Green Bay</b>	<b>No</b>	<b>Yds</b>	<b>Avg</b>	<b>LG</b>	<b>TD</b>
D. Baldwin	4	63	15.8	34	0	R. Cobb	9	85	9.4	29	0
P. Richardson	4	59	14.8	28	0	J. Nelson	7	79	11.3	32t	1
J. Graham	3	8	2.7	6	0	T. Montgomery	4	39	9.8	20	0
C. Carson	1	10	10.0	10	0	D. Adams	3	47	15.7	21	0
N. Vannett	1	10	10.0	10	0	M. Bennett	3	43	14.3	26	0
T. Lockett	1	8	8.0	8	0	L. Kendricks	2	18	9.0	9	0
<b>TOTAL</b>	<b>14</b>	<b>158</b>	<b>11.3</b>	<b>34</b>	<b>0</b>	<b>TOTAL</b>	<b>28</b>	<b>311</b>	<b>11.1</b>	<b>32t</b>	<b>1</b>

#### TEAM STATISTICS

	<b>Seattle</b>	<b>Green Bay</b>
Total First Downs	12	26
Third Down Eff.	3-12-25%	9-16-56%
Total Net Yards	225	370
Total Off. Plays	48	74
Avg. per Play	4.7	5.0
Net Yards Rushing	90	84
Total Rushing Plays	18	28
Net Yards Passing	135	286
Times Sacked/Yards Lost	3/23	4/25
Pass Atts-Comps-Ints	27-14-0	42-28-1
Punts-No. and Avg.	6-45.8	5-43.8
Penalties-No. and Yards	8-50	8-70
Fumbles-No. and Lost	1-1	1-0
Touchdowns	0	2
Field Goals Made-Att	3-3	1-1
Time of Possession	20:47	39:13

#### DEFENSE

<b>Seattle</b>	<b>T</b>	<b>S</b>	<b>A</b>	<b>QB</b>	<b>Yds.</b>	<b>Int.</b>	<b>Yds.</b>	<b>PD</b>	<b>FF</b>	<b>FR</b>
E. Thomas	11	7	4	0.0	0.0	0	0	1	0	0
S. Griffin	10	10	0	0.0	0.0	0	0	1	0	0
K. Wright	9	7	2	0.0	0.0	0	0	0	0	0
B. Wagner	9	6	3	0.0	0.0	0	0	1	0	0
S. Richardson	4	4	0	0.0	0.0	0	0	0	0	0
<b>Additional Stats: Sacks:</b> M. Bennett 1.5, C. Avril, 1.0, T. Garvin 1.0, F. Clark 0.5. <b>Int:</b> N. Jones 1.										
<b>Green Bay</b>	<b>T</b>	<b>S</b>	<b>A</b>	<b>QB</b>	<b>Yds.</b>	<b>Int.</b>	<b>Yds.</b>	<b>PD</b>	<b>FF</b>	<b>FR</b>
Q. Rollins	8	4	4	0.0	0.0	0	0	1	0	0
M. Daniels	7	5	2	1.5	12.0	0	0	0	1	0
D. Randall	6	6	0	0.0	0.0	0	0	1	0	0
H. Clinton-Dix	4	4	0	0.0	0.0	0	0	1	0	0
M. Burnett	4	3	1	0.0	0.0	0	0	1	0	0
<b>Additional Stats: Sacks:</b> N. Perry 1.5, <b>FR:</b> K. Fackrell 1.										

# 2



## SEATTLE SEAHAWKS 12, SAN FRANCISCO 49ERS 9 SUNDAY, SEPTEMBER 17, 2017 CENTURYLINK FIELD



The Seattle Seahawks needed a fourth quarter touchdown pass by Russell Wilson to Paul Richardson to give the Seahawks a 12-9 victory over the visiting San Francisco 49ers, advancing Seattle's record to 1-1. Seattle took a 6-0 lead after two first-quarter field goals by Blair Walsh, one of which was set up by a Bobby Wagner interception. The 49ers responded in the second quarter with two Robbie Gould field goals, tying the game at 6-6 at halftime. Carlos Hyde reeled off two long runs of 61 and 27 yards to help set up both field goals. San Francisco scored again in the fourth quarter on Gould's third field goal of the day, taking a 9-6 lead with 11:36 remaining. Seattle responded with a 10-play, 82-yard drive with Wilson evading the rush and hitting Richardson for a 9-yard TD, and a missed extra point gave Seattle the 12-9 lead with just over 7 minutes left in the game. Seattle's defense forced a three-and-out and Seattle's offense was able to run the clock out with Chris Carson, who rushed 20 times for 93 yards on the day.

<b>San Francisco</b>	0	6	0	3	<b>9</b>
<b>Seattle</b>	6	0	0	6	<b>12</b>

		San Francisco		Seattle	
SEA	1	8:38	Walsh 25 FG (16-68, 6:22)	0	3
SEA	1	0:49	Walsh 27 FG (10-27, 4:42)	0	6
SF	2	1:55	Gould 40 FG (6-67, 2:37)	3	6
SF	2	0:17	Gould 37 FG (7-49, 0:39)	6	6
SF	4	11:36	Gould 34 FG (10-54, 3:58)	9	6
SEA	4	7:06	Richardson 9 pass Wilson (kick failed, hru) (10-82, 4:30)	9	12
Att.		68,729			

### STATISTICS

#### RUSHING

San Francisco	Att	Yds	Avg	LG	TD	Seattle	Att	Yds	Avg	LG	TD
C. Hyde	15	124	8.3	61	0	C. Carson	20	93	4.7	16	0
M. Breida	4	35	8.8	13	0	R. Wilson	12	34	2.8	11	0
						T. Rawls	5	4	0.8	7	0
<b>TOTAL</b>	<b>19</b>	<b>159</b>	<b>8.4</b>	<b>61</b>	<b>0</b>	<b>TOTAL</b>	<b>37</b>	<b>131</b>	<b>3.5</b>	<b>16</b>	<b>0</b>

#### PASSING

San Francisco	A	C	Yds	SK/YD	TD	LG	INT	RT	Seattle	A	C	Yds	SK/YD	TD	LG	INT	RT
B. Hoyer	27	15	99	2/10	0	14	1	48.2	R. Wilson	39	23	198	3/17	1	22	0	80.9
<b>TOTAL</b>	<b>27</b>	<b>15</b>	<b>99</b>	<b>2/10</b>	<b>0</b>	<b>14</b>	<b>1</b>	<b>48.2</b>	<b>TOTAL</b>	<b>39</b>	<b>23</b>	<b>198</b>	<b>3/17</b>	<b>1</b>	<b>22</b>	<b>0</b>	<b>80.9</b>

#### RECEIVING

San Francisco	No	Yds	Avg	LG	TD	Seattle	No	Yds	Avg	LG	TD
M. Goodwin	3	26	8.7	12	0	T. Lockett	6	64	10.7	22	0
P. Garcon	3	26	8.7	11	0	D. Baldwin	6	44	7.3	18	0
C. Hyde	3	19	6.3	8	0	L. Willson	3	25	8.3	19	0
G. Kittle	2	13	6.5	14	0	C. Prorise	3	22	7.3	9	0
T. Taylor	2	6	3.0	5	0	P. Richardson	2	19	9.5	10	1
G. Celek	1	6	6.0	6	0	A. Darboh	1	16	16.0	16	0
M. Breida	1	3	3.0	3	0	C. Carson	1	7	7.0	7	0
						J. Graham	1	1	1.0	1	0
<b>TOTAL</b>	<b>15</b>	<b>99</b>	<b>6.6</b>	<b>14</b>	<b>0</b>	<b>TOTAL</b>	<b>23</b>	<b>198</b>	<b>8.6</b>	<b>22</b>	<b>1</b>

### TEAM STATISTICS

	San Francisco	Seattle
Total First Downs	11	21
Third Down Eff.	2-12-17%	8-19-42%
Total Net Yards	248	312
Total Off. Plays	48	79
Avg. per Play	5.2	3.9
Net Yards Rushing	159	131
Total Rushing Plays	19	37
Net Yards Passing	89	181
Times Sacked/Yards Lost	2/10	3/17
Pass Atts-Comps-Ints	27-15-1	39-23-0
Punts-No. and Avg.	7-43.9	7-44.1
Penalties-No. and Yards	6-66	9-71
Fumbles-No. and Lost	0-0	2-0
Touchdowns	0	1
Field Goals Made-Att	3-3	2-2
Time of Possession	23:02	36:58

### DEFENSE

San Francisco	T	S	A	QB	Yds.	Int.	Yds.	PD	FF	FR
N. Bowman	10	7	3	0.0	0.0	0	0	0	0	0
R. Armstrong	8	4	4	0.0	0.0	0	0	0	0	0
E. Reid	7	5	2	0.0	0.0	0	0	0	0	0
K. Williams	6	4	2	0.0	0.0	0	0	2	0	0
R. Robinson	5	5	0	0.0	0.0	0	0	0	0	0
J. Ward	5	3	2	0.0	0.0	0	0	1	0	0
J. Tartt	5	2	3	0.0	0.0	0	0	1	0	0
<b>Additional Stats: Sacks:</b> A. Armstead 1.0, T. Carradine 1.0, A. Lynch 1.0.										
Seattle	T	S	A	QB	Yds.	Int.	Yds.	PD	FF	FR
K. Wright	8	5	3	0.0	0.0	0	0	1	0	0
B. Wagner	7	4	3	0.0	0.0	1	7	1	0	0
J. Lane	5	5	0	0.0	0.0	0	0	0	0	0
R. Sherman	5	4	1	0.0	0.0	0	0	0	0	1
J. Reed	4	1	3	0.0	0.0	0	0	0	0	0
K. Chancellor	4	0	4	0.0	0.0	0	0	0	0	0
<b>Additional Stats: Sacks:</b> M. Bennett 1.0, F. Clark 1.0.										



# 3



## TENNESSEE TITANS 33, SEATTLE SEAHAWKS 27

### SUNDAY, SEPTEMBER 24, 2017

#### NISSAN STADIUM



The Seattle Seahawks got off to a slow start in Nashville, down 16 points heading into the fourth quarter and 433 yards on offense and 373 passing yards from Russell Wilson proved to be not enough, as the Seahawks lost to the Tennessee Titans, 33-27. The Seahawks punted on their first six possessions, while the Titans were able to take a 6-0 lead with two Ryan Succop field goals. On the Seahawks' final possession of the first half, they drove 86 yards and Wilson hit Doug Baldwin on a 4-yard TD to take a 7-6 lead. The Titans responded with a Succop field goal as time expired for a 9-7 halftime lead. Wilson hit Chris Carson on a 10-yard TD to re-take the lead, but the Titans reeled off touchdown drives on all three third quarter possessions as Marcus Mariota hit Rishard Matthews on a 55-yard TD, then Jonnu Smith on a 24-yard TD, and then DeMarco Murray ran 75 yards to give the Titans a 30-14 lead. Wilson connected with Luke Willson to cut the lead to 30-20, before the Titans added a fourth Succop field goal for a 33-20 lead with 10 minutes remaining. Wilson threw his fourth TD of the day to Paul Richardson with 1:50 remaining, but a failed onside kick returned the ball to Tennessee, which ran the clock out and sealed the 33-27 loss for the Seahawks.

		Seattle	0	7	7	13	27			
		Tennessee	0	9	21	3	33	Seattle	Tennessee	
TEN	2	13:23	Succop 24 FG (11-61, 5:20)				0	3		
TEN	2	5:51	Succop 37 FG (12-49, 6:30)				0	6		
SEA	2	1:15	Baldwin 4 pass Wilson (Walsh kick) (5-86, 0:49)				7	6		
TEN	2	0:00	Succop 47 FG (8-47, 1:15)				7	9		
SEA	3	10:09	Carson 10 pass Wilson (Walsh kick) (9-75, 4:51)				14	9		
TEN	3	7:34	Matthews 55 pass Mariota (Succop kick) (4-75, 2:35)				14	16		
TEN	3	3:50	Smith 24 pass Mariota (Succop kick) (5-54, 2:40)				14	23		
TEN	3	1:34	Murray 75 run (Succop kick) (1-75, 0:15)				14	30		
SEA	4	13:59	Willson 27 pass Wilson (pass failed) (8-75, 2:35)				20	30		
TEN	4	10:00	Succop 35 FG (8-58, 3:59)				20	33		
SEA	4	1:50	Richardson 8 pass Wilson (Walsh kick) (12-72, 3:19)				27	33		

Att. 69,127

### STATISTICS

#### RUSHING

Seattle	Att	Yds	Avg	LG	TD	Tennessee	Att	Yds	Avg	LG	TD
C. Carson	11	34	3.1	7	0	D. Murray	14	115	8.2	75t	1
R. Wilson	7	26	3.7	11	0	D. Henry	13	54	4.2	25	0
C. Prorise	4	9	2.3	6	0	M. Mariota	7	27	3.9	10	0
						T. Taylor	1	-1	-1.0	-1	0
<b>TOTAL</b>	<b>22</b>	<b>69</b>	<b>3.1</b>	<b>11</b>	<b>0</b>	<b>TOTAL</b>	<b>35</b>	<b>195</b>	<b>5.6</b>	<b>75t</b>	<b>1</b>

#### PASSING

Seattle	A	C	Yds	SK/YD	TD	LG	INT	RT	Tennessee	A	C	Yds	SK/YD	TD	LG	INT	RT
R. Wilson	49	29	373	1/9	4	46	0	110.3	M. Mariota	32	20	225	0/0	2	55t	0	104.3
<b>TOTAL</b>	<b>49</b>	<b>29</b>	<b>373</b>	<b>1/9</b>	<b>4</b>	<b>46</b>	<b>0</b>	<b>110.3</b>	<b>TOTAL</b>	<b>32</b>	<b>20</b>	<b>225</b>	<b>0/0</b>	<b>2</b>	<b>55t</b>	<b>0</b>	<b>104.3</b>

#### RECEIVING

Seattle	No	Yds	Avg	LG	TD	Tennessee	No	Yds	Avg	LG	TD
D. Baldwin	10	105	10.5	36	1	R. Matthews	6	87	14.5	55t	1
J. Graham	7	72	10.3	26	0	E. Decker	4	49	12.3	17	0
C. Prorise	3	65	21.7	46	0	D. Walker	4	31	7.8	11	0
L. Willson	3	53	17.7	27t	1	T. Taylor	2	16	8.0	11	0
P. Richardson	2	30	15.0	22	1	J. Smith	1	24	24.0	24t	1
T. Lockett	2	30	15.0	16	0	D. Henry	1	10	10.0	10	0
C. Carson	2	18	9.0	10t	1	D. Murray	1	5	5.0	5	0
						P. Supernaw	1	3	3.0	3	0
<b>TOTAL</b>	<b>29</b>	<b>373</b>	<b>12.9</b>	<b>46</b>	<b>4</b>	<b>TOTAL</b>	<b>20</b>	<b>225</b>	<b>11.3</b>	<b>55t</b>	<b>2</b>

### TEAM STATISTICS

	Seattle	Tennessee
Total First Downs	24	21
Third Down Eff.	4-14-29%	4-14-29%
Total Net Yards	433	420
Total Off. Plays	72	67
Avg. per Play	6.0	6.3
Net Yards Rushing	69	195
Total Rushing Plays	22	35
Net Yards Passing	364	225
Times Sacked/Yards Lost	1/9	0/0
Pass Atts-Comps-Ints	49-29-0	32-20-0
Punts-No. and Avg.	8-48.5	6-56.8
Penalties-No. and Yards	11-98	5-45
Fumbles-No. and Lost	3-0	0-0
Touchdowns	4	3
Field Goals Made-Att	0-0	4-4
Time of Possession	27:19	32:41

### DEFENSE

Seattle	T	S	A	QB	Yds.	Int.	Yds.	PD	FF	FR
B. Wagner	11	8	3	0.0	0.0	0	0	0	0	0
K. Wright	8	5	3	0.0	0.0	0	0	0	0	0
K. Chancellor	7	7	0	0.0	0.0	0	0	0	0	0
S. Griffin	4	2	2	0.0	0.0	0	0	0	0	0
M. Bennett	3	3	0	0.0	0.0	0	0	0	0	0
Tennessee	T	S	A	QB	Yds.	Int.	Yds.	PD	FF	FR
W. Woodyard	10	8	2	0.0	0.0	0	0	0	0	0
L. Ryan	6	5	1	0.0	0.0	0	0	3	0	0
A. Williamson	6	4	2	0.0	0.0	0	0	0	0	0
K. Byard	6	2	4	0.0	0.0	0	0	1	0	0
J. Casey	5	4	1	0.0	0.0	0	0	0	0	0

Additional Stats: Sacks: E. Walden 1.0.

# 4



## SEATTLE SEAHAWKS 46, INDIANAPOLIS 18

### SUNDAY, OCTOBER 1, 2017

#### CENTURYLINK FIELD



Down 15-10 at the half, the Seattle Seahawks outscored the Indianapolis Colts 36-3 in the second half, and were helped by two defensive scores on their way to a 46-18 victory over the Colts at CenturyLink Field on Sunday Night Football. Seattle scored first with a 44-yd. field goal by Blair Walsh. Russell Wilson was sacked in the end zone for a safety, bringing the score to 3-2. Justin Coleman stepped in at cornerback after Jeremy Lane left the game with a groin injury and intercepted Jacoby Brissett, returning it 28 yards for the TD and the 10-2 Seattle lead. The Colts responded with a Robert Turbin 1-yard TD run, and Brissett hit Donte Moncrief for an 18-yard TD, giving the Colts the 15-10 lead at the half. On the Seahawks opening possession of the second half, Wilson scrambled for a TD from 23 yards out, and converted the two-point try to take the 18-15 lead. Adam Vinatieri tied the game with a 40-yard FG. But then the Seahawks took over as J.D. McKissic scored on a 30-yard run before Bobby Wagner recovered a fumble and returned it 21 yards for a TD, giving Seattle the 32-18 lead after three quarters. Wilson hit Luke Willson on a 6-yard TD in the fourth, then connected with McKissic on a 27-yard TD with 2:22 remaining, giving Seattle the 46-18 victory.

<b>Indianapolis</b>	2	13	3	0	<b>18</b>
<b>Seattle</b>	3	7	22	14	<b>46</b>

					<b>Indianapolis</b>	<b>Seattle</b>
SEA	1	8:59	Walsh 44 FG (7-38, 3:04)		0	3
IND	1	3:33	Wilson sacked in end zone by Hairston for a safety		2	3
SEA	2	12:25	Coleman 28 INT return (Walsh kick)		2	10
IND	2	5:25	Turbin 1 run (pass failed) (12-80, 7:00)		8	10
IND	2	0:25	Moncrief 18 pass Brissett (Vinatieri kick) (9-55, 3:09)		15	10
SEA	3	9:23	Wilson 23 run (Wilson-Baldwin pass) (9-84, 5:37)		15	18
IND	3	4:53	Vinatieri 40 FG (4-2, 0:56)		18	18
SEA	3	2:12	McKissic 30 run (Walsh kick) (6-75, 2:41)		18	25
SEA	3	1:59	Wagner 21 fumble return (Walsh kick)		18	32
SEA	4	11:16	Willson 6 pass Wilson (Walsh kick) (9-74, 4:46)		18	39
SEA	4	2:22	McKissic 27 pass Wilson (Walsh kick) (11-84, 6:56)		18	46
Att. 68,872						

### STATISTICS

#### RUSHING

<b>Indianapolis</b>	<b>Att</b>	<b>Yds</b>	<b>Avg</b>	<b>LG</b>	<b>TD</b>	<b>Seattle</b>	<b>Att</b>	<b>Yds</b>	<b>Avg</b>	<b>LG</b>	<b>TD</b>
F. Gore	12	46	3.8	14	0	E. Lacy	11	52	4.7	19	0
J. Brissett	3	33	11.0	25	0	C. Carson	12	42	3.5	11	0
M. Jones	4	11	2.8	5	0	R. Wilson	4	38	9.5	23t	1
R. Turbin	6	8	1.3	4	1	J. McKissic	4	38	9.5	30t	1
						T. Lockett	2	24	12.0	22	0
<b>TOTAL</b>	<b>25</b>	<b>98</b>	<b>3.9</b>	<b>25</b>	<b>1</b>	<b>TOTAL</b>	<b>33</b>	<b>194</b>	<b>5.9</b>	<b>30</b>	<b>2</b>

#### PASSING

<b>Indianapolis</b>	<b>A</b>	<b>C</b>	<b>Yds</b>	<b>SK/YD</b>	<b>TD</b>	<b>LG</b>	<b>INT</b>	<b>RT</b>	<b>Seattle</b>	<b>A</b>	<b>C</b>	<b>Yds</b>	<b>SK/YD</b>	<b>TD</b>	<b>LG</b>	<b>INT</b>	<b>RT</b>
J. Brissett	29	16	157	3/18	1	32	1	67.7	R. Wilson	26	21	295	3/12	2	41	2	107.5
<b>TOTAL</b>	<b>29</b>	<b>16</b>	<b>157</b>	<b>3/18</b>	<b>1</b>	<b>32</b>	<b>1</b>	<b>67.7</b>	<b>TOTAL</b>	<b>26</b>	<b>21</b>	<b>295</b>	<b>3/12</b>	<b>2</b>	<b>41</b>	<b>2</b>	<b>107.5</b>

#### RECEIVING

<b>Indianapolis</b>	<b>No</b>	<b>Yds</b>	<b>Avg</b>	<b>LG</b>	<b>TD</b>	<b>Seattle</b>	<b>No</b>	<b>Yds</b>	<b>Avg</b>	<b>LG</b>	<b>TD</b>
J. Doyle	5	27	5.4	7	0	T. Lockett	4	67	16.8	41	0
F. Gore	3	34	11.3	19	0	J. Graham	4	61	15.3	33	0
T. Hilton	3	30	10.0	13	0	P. Richardson	3	65	21.7	37	0
D. Moncrief	3	30	10.0	18t	1	D. Baldwin	3	35	11.7	27	0
B. Williams	1	32	32.0	32	0	C. Carson	3	24	8.0	9	0
K. Aiken	1	4	4.0	4	0	A. Darboh	2	10	5.0	5	0
						J. McKissic	1	27	27.0	27t	1
						L. Willson	1	6	6.0	6t	1
<b>TOTAL</b>	<b>16</b>	<b>157</b>	<b>9.8</b>	<b>32</b>	<b>1</b>	<b>TOTAL</b>	<b>21</b>	<b>295</b>	<b>14.0</b>	<b>41</b>	<b>2</b>

#### TEAM STATISTICS

	<b>Indianapolis</b>	<b>Seattle</b>
Total First Downs	16	22
Third Down Eff.	6-14-43%	10-15-67%
Total Net Yards	237	477
Total Off. Plays	57	62
Avg. per Play	4.2	7.7
Net Yards Rushing	98	194
Total Rushing Plays	25	33
Net Yards Passing	139	283
Times Sacked/Yards Lost	3/18	3/12
Pass Atts-Comps-Ints	29-16-1	26-21-2
Punts-No. and Avg.	6-41.7	1-35.0
Penalties-No. and Yards	5-31	6-45
Fumbles-No. and Lost	2-1	0-0
Touchdowns	2	6
Field Goals Made-Att	1-1	1-2
Time of Possession	27:48	32:12

#### DEFENSE

	<b>T</b>	<b>S</b>	<b>A</b>	<b>QB</b>	<b>Yds.</b>	<b>Int.</b>	<b>Yds.</b>	<b>PD</b>	<b>FF</b>	<b>FR</b>
J. Bostic	12	5	7	0.0	0.0	0	0	0	0	0
M. Farley	10	4	6	0.0	0.0	1	0	1	0	0
J. Sheard	7	5	2	1.0	3.0	0	0	0	0	0
A. Morrison	7	3	4	0.0	0.0	0	0	0	0	0
N. Hairston	6	3	3	1.0	6.0	0	0	0	0	0
<b>Additional Stats: Sacks: J. Hankins 1.0. INT: M. Hooker 1.</b>										
<b>Seattle</b>	<b>T</b>	<b>S</b>	<b>A</b>	<b>QB</b>	<b>Yds.</b>	<b>Int.</b>	<b>Yds.</b>	<b>PD</b>	<b>FF</b>	<b>FR</b>
E. Thomas	7	4	3	0.0	0.0	0	0	1	0	0
B. Wagner	6	4	2	0.5	7.0	0	0	0	0	1
K. Chancellor	5	4	1	0.0	0.0	0	0	0	0	0
S. Griffin	5	3	2	0.0	0.0	0	0	1	0	0
K. Wright	4	3	1	0.0	0.0	0	0	0	0	0
<b>Additional Stats: Sacks: M. Smith 1.5, M. Bennett 0.5, N. Jones 0.5. INT: J. Coleman 1. FF: M. Smith 1.</b>										

# 5



## SEATTLE SEAHAWKS 16, L.A. RAMS 10 SUNDAY, OCTOBER 8, 2017 L.A. MEMORIAL COLISEUM



The Seattle Seahawks forced five turnovers and held the Los Angeles Rams scoreless through the final two and a half quarters in a 16-10 victory in Los Angeles. On the Rams' opening possession, Earl Thomas saved a touchdown by forcing a Todd Gurley fumble, knocking the ball out as he was stretching out for the goal line, as the ball went out of the end zone for a Seahawks touchback. The Rams later scored at the start of the second quarter, when Tavon Austin broke free for a 27-yard TD run. A Greg Zuerlein 35-yd. field goal on the Rams' next possession gave L.A. a 10-0 lead. Seattle scored with 1:55 remaining in the half when Russell Wilson connected with Jimmy Graham on a 4-yd. fade for a TD. After a quick Rams three-and-out, Seattle added a Blair Walsh field goal to even the score at the half at 10-10. A Zuerlein missed field goal led to a Walsh field goal for Seattle in the third quarter to take the 13-10 lead. Jared Goff was intercepted twice in the second half – first by Sheldon Richardson then by Earl Thomas – and a Frank Clark sack of Goff in the fourth quarter led to Walsh's third field goal of the game and a 16-0 lead for Seattle. On the Rams' final drive, the Seahawks defense held firm and forced a turnover on downs at the Seahawks' 20-yard line, securing the 16-0 victory.

	Seattle	0	10	3	3	16		
	L.A. Rams	0	10	0	0	10	Seattle	L.A. Rams
LAR	2	14:13	Austin 27 run (Zuerlein kick) (10-79, 3:57)				0	7
LAR	2	9:29	Zuerlein 35 FG (4-2, 0:56)				0	10
SEA	2	1:55	Graham 4 pass Wilson (Walsh kick) (15-75, 7:34)				7	10
SEA	2	0:00	Walsh 48 FG (9-46, 1:28)				10	10
SEA	3	5:41	Walsh 49 FG (9-43, 4:13)				13	10
SEA	4	1:09	Walsh 35 FG (4-3, 1:37)				16	10
Att. 60,745								

### STATISTICS

#### RUSHING

Seattle	Att	Yds	Avg	LG	TD	L.A. Rams	Att	Yds	Avg	LG	TD
T. Rawls	8	20	2.5	7	0	T. Gurley	14	43	3.1	11	0
E. Lacy	9	19	2.1	6	0	T. Austin	6	27	4.5	27t	1
R. Wilson	5	16	3.2	9	0	J. Goff	1	22	22.0	22	0
T. Lockett	1	7	7.0	7	0	R. Woods	1	8	8.0	8	0
J. McKissic	2	0	0.0	3	0						
<b>TOTAL</b>	<b>25</b>	<b>62</b>	<b>2.5</b>	<b>9</b>	<b>0</b>	<b>TOTAL</b>	<b>22</b>	<b>100</b>	<b>4.5</b>	<b>27t</b>	<b>1</b>

#### PASSING

Seattle	A	C	Yds	SK/YD	TD	LG	INT	RT	L.A. Rams	A	C	Yds	SK/YD	TD	LG	INT	RT
R. Wilson	37	24	198	3/19	1	21	1	76.2	J. Goff	47	22	288	2/13	0	35	2	48.9
T. McEvoy	1	0	0	0/0	0	0	1	0.0									
<b>TOTAL</b>	<b>38</b>	<b>24</b>	<b>198</b>	<b>3/19</b>	<b>1</b>	<b>21</b>	<b>2</b>	<b>63.3</b>	<b>TOTAL</b>	<b>47</b>	<b>22</b>	<b>288</b>	<b>2/13</b>	<b>0</b>	<b>35</b>	<b>2</b>	<b>48.9</b>

#### RECEIVING

Seattle	No	Yds	Avg	LG	TD	L.A. Rams	No	Yds	Avg	LG	TD
J. Graham	6	37	6.2	9	1	R. Woods	5	66	13.2	20	0
D. Baldwin	4	37	9.3	15	0	T. Higbee	4	98	24.5	35	0
J. McKissic	3	36	12.0	21	0	C. Kupp	3	44	14.7	19	0
P. Richardson	3	35	11.7	14	0	T. Austin	3	14	4.7	9	0
T. Lockett	3	26	8.7	12	0	M. Brown	2	29	14.5	16	0
T. Rawls	2	15	7.5	14	0	P. Cooper	2	22	11.0	19	0
N. Vannett	2	3	1.5	3	0	T. Gurley	2	7	3.5	6	0
E. Lacy	1	9	9.0	9	0	G. Everett	1	8	8.0	8	0
<b>TOTAL</b>	<b>24</b>	<b>198</b>	<b>8.3</b>	<b>21</b>	<b>1</b>	<b>TOTAL</b>	<b>22</b>	<b>288</b>	<b>13.1</b>	<b>35</b>	<b>0</b>

#### TEAM STATISTICS

	Seattle	L.A. Rams
Total First Downs	15	21
Third Down Eff.	8-17-47%	8-15-53%
Total Net Yards	241	375
Total Off. Plays	66	71
Avg. per Play	3.7	5.3
Net Yards Rushing	62	100
Total Rushing Plays	25	22
Net Yards Passing	179	275
Times Sacked/Yards Lost	3/19	2/13
Pass Atts-Comps-Ints	38-24-2	47-22-2
Punts-No. and Avg.	6-39.5	3-45.3
Penalties-No. and Yards	7-40	5-45
Fumbles-No. and Lost	0-0	4-3
Touchdowns	1	1
Field Goals Made-Att	3-3	1-2
Time of Possession	31:16	28:44

#### DEFENSE

Seattle	T	S	A	QB	Yds.	Int.	Yds.	PD	FF	FR
B. Wagner	8	8	0	0.0	0.0	0	0	0	0	0
E. Thomas	7	6	1	0.0	0.0	1	19	1	1	0
S. Griffin	6	6	0	0.0	0.0	0	0	1	0	0
R. Sherman	6	6	0	0.0	0.0	0	0	0	0	0
M. Bennett	4	3	1	1.0	10.0	0	0	0	0	0
<b>Additional Stats: Sacks: F. Clark 1.0. INT: S. Richardson 1. FF: F. Clark 1. FR: S. Richardson 1. N. Thorpe 1.</b>										
L.A. Rams	T	S	A	QB	Yds.	Int.	Yds.	PD	FF	FR
M. Barron	15	12	3	0.0	0.0	0	0	0	0	0
N. Robey	6	5	1	0.0	0.0	0	0	0	0	0
Co. Davis	5	4	1	0.0	0.0	1	0	3	0	0
A. Donald	5	3	2	0.0	0.0	0	0	0	0	0
A. Ogletree	4	3	1	1.0	6.0	0	0	0	0	0
<b>Additional Stats: Sacks: M. Longacre 1.0, R. Quinn 1.0. INT: J. Johnson 1.</b>										

# 6



## SEATTLE SEAHAWKS 24, NEW YORK GIANTS 7 SUNDAY, OCTOBER 22, 2017 METLIFE STADIUM



The Seattle Seahawks defense held the New York Giants to 177 total yards and the Seahawks offense put up 425 yards as the Seahawks won by a score of 24-7 at MetLife Stadium. After a Thomas Rawls fumble in the second quarter, the Giants drove 17 yards in two plays as Eli Manning hit Evan Engram on a 5-yard TD to take a 7-0 lead. The Seahawks scored on a Blair Walsh field goal near the end of the first half to go into halftime down 7-3. In the third quarter, Russell Wilson found Doug Baldwin for a 22-yard TD to take a 10-7 lead. The Giants nearly tied the game but

Aldrick Rosas missed a 47-yard FG attempt. Wilson connected with Paul Richardson on a jump ball in the end zone for a 38-yard TD. Late in the fourth quarter, Wilson hit Jimmy Graham on a 1-yard TD, advancing Seattle's lead to 24-7 with 2:14 remaining. Seattle's defense prevented any further points from the Giants, securing the 24-7 victory.

<b>Seattle</b>	0	3	7	14	<b>24</b>
<b>N.Y. Giants</b>	0	7	0	0	<b>7</b>

					Seattle	N.Y. Giants
NYG	2	11:51	Engram 5 pass Manning (Rosas kick) (2-17, 0:42)		0	7
SEA	2	0:42	Walsh 39 FG (8-49, 1:57)		3	7
SEA	3	7:30	Baldwin 22 pass Wilson (Walsh kick) (4-59, 1:17)		10	7
SEA	4	9:34	Richardson 38 pass Wilson (Walsh kick) (1-38, 0:15)		17	7
SEA	4	2:14	Graham 1 pass Wilson (Walsh kick) (12-50, 5:56)		24	7
Att. 78,527						

### STATISTICS

#### RUSHING

Seattle	Att	Yds	Avg	LG	TD	N.Y. Giants	Att	Yds	Avg	LG	TD
T. Rawls	11	36	3.3	9	0	O. Darkwa	9	35	3.9	7	0
E. Lacy	11	34	3.1	12	0	W. Gallman	5	15	3.0	9	0
T. Lockett	3	15	5.0	6	0	S. Vereen	2	4	2.0	6	0
J. McKissic	3	10	3.3	10	0	T. King	1	-8	-8.0	-8	0
R. Wilson	2	10	5.0	7	0						
A. Davis	1	-1	-1.0	-1	0						
<b>TOTAL</b>	<b>31</b>	<b>104</b>	<b>3.4</b>	<b>12</b>	<b>0</b>	<b>TOTAL</b>	<b>17</b>	<b>46</b>	<b>2.7</b>	<b>9</b>	<b>0</b>

#### PASSING

Seattle	A	C	Yds	SK/YD	TD	LG	INT	RT	N.Y. Giants	A	C	Yds	SK/YD	TD	LG	INT	RT
R. Wilson	39	27	334	1/13	3	38t	0	121.1	E. Manning	39	19	134	1/3	1	25	0	65.5
<b>TOTAL</b>	<b>39</b>	<b>27</b>	<b>334</b>	<b>1/13</b>	<b>3</b>	<b>38t</b>	<b>0</b>	<b>121.1</b>	<b>TOTAL</b>	<b>39</b>	<b>19</b>	<b>134</b>	<b>1/3</b>	<b>1</b>	<b>25</b>	<b>0</b>	<b>65.5</b>

#### RECEIVING

Seattle	No	Yds	Avg	LG	TD	N.Y. Giants	No	Yds	Avg	LG	TD
D. Baldwin	9	92	10.2	32	1	E. Engram	6	60	10.0	25	1
T. Lockett	4	29	7.3	14	0	T. Rudolph	3	32	10.7	15	0
J. Graham	3	51	17.0	29	1	O. Darkwa	3	13	4.3	6	0
P. Richardson	2	61	30.5	38t	1	S. Vereen	3	2	0.7	4	0
A. Darboh	2	29	14.5	16	0	W. Gallman	2	14	7.0	10	0
J. McKissic	2	23	11.5	16	0	R. Lewis	1	12	12.0	12	0
T. Rawls	1	16	16.0	16	0	T. King	1	1	1.0	1	0
L. Willson	1	13	13.0	13	0						
N. Vannett	1	12	12.0	12	0						
E. Lacy	1	9	9.0	9	0						
T. Madden	1	-1	-1.0	-1	0						
<b>TOTAL</b>	<b>27</b>	<b>334</b>	<b>12.4</b>	<b>38t</b>	<b>3</b>	<b>TOTAL</b>	<b>19</b>	<b>134</b>	<b>7.1</b>	<b>25</b>	<b>1</b>

### TEAM STATISTICS

	Seattle	N.Y. Giants
Total First Downs	26	14
Third Down Eff.	6-13-46%	2-12-17%
Total Net Yards	425	177
Total Off. Plays	71	57
Avg. per Play	6.0	3.1
Net Yards Rushing	104	46
Total Rushing Plays	31	17
Net Yards Passing	321	131
Times Sacked/Yards Lost	1/13	1/3
Pass Atts-Comps-Ints	39-27-0	39-19-0
Punts-No. and Avg.	5-38.0	7-43.4
Penalties-No. and Yards	15-110	7-28
Fumbles-No. and Lost	1-1	1-1
Touchdowns	3	1
Field Goals Made-Att	1-1	0-1
Time of Possession	35:26	24:34

### DEFENSE

	T	S	A	QB	Yds.	Int.	Yds.	PD	FF	FR
K. Wright	11	6	5	0.0	0.0	0	0	0	0	0
B. Wagner	8	6	2	0.0	0.0	0	0	1	0	0
J. Reed	7	7	0	1.0	3.0	0	0	0	1	0
K. Chancellor	6	3	3	0.0	0.0	0	0	0	0	0
J. Coleman	4	4	0	0.0	0.0	0	0	1	0	0
<b>Additional Stats: FR: F. Clark 1.</b>										
N.Y. Giants	T	S	A	QB	Yds.	Int.	Yds.	PD	FF	FR
K. Robinson	9	6	3	0.0	0.0	0	0	0	0	0
D. Harrison	7	6	1	0.0	0.0	0	0	0	0	0
E. Apple	6	5	1	0.0	0.0	0	0	2	0	0
D. Kennard	5	4	1	0.0	0.0	0	0	0	0	0
L. Collins	5	4	1	0.0	0.0	0	0	0	0	1
<b>Additional Stats: Sacks: N. Berhe 1.0. FF: A. Moss 1.</b>										





# 8



## WASHINGTON REDSKINS 17, SEATTLE SEAHAWKS 14

### SUNDAY, NOVEMBER 5, 2017

#### CENTURYLINK FIELD



Despite outgaining the Washington Redskins in yards by a total of 437-244, the Seattle Seahawks lost the turnover battle and committed 16 penalties for 138 yards and could not finish the game in the fourth quarter, losing to the Redskins by a score of 17-14. Seattle scored early when Bobby Wagner sacked Kirk Cousins in the end zone for a safety. The Redskins took a 7-2 lead with a Rob Kelley touchdown run while Blair Walsh missed three first half field goals for Seattle, including a 49-yarder as time expired in the first half. The Redskins added a Nick Rose 28-yard field goal in the third quarter to push their lead to 10-2. Russell Wilson threw two fourth quarter touchdowns, hitting Luke Willson on a 10-yard pass and then connected with Doug Baldwin on a 30-yard touchdown to take a 14-10 lead with 1:34 remaining after failing on both two-point conversion tries. But in just 35 seconds and four plays, Cousins drove the Redskins 71 yards, hitting Brian Quick for 31 yards and then Josh Doctson for 38 yards to the one-yard line before Kelley ran it in for his second touchdown, taking back the lead at 17-14 with 0:59 remaining. On the final drive, Wilson drove the Seahawks to midfield, but his Hail Mary attempt fell incomplete as time expired and the Seahawks fell by a final score of 17-14.

<b>Washington</b>	0	7	3	7	<b>17</b>
<b>Seattle</b>	2	0	0	12	<b>14</b>

					Washington	Seattle
SEA	1	6:48	Cousins sacked in end zone by Wagner for a safety		0	2
WAS	2	2:52	Kelley 1 run (Rose kick) (13-71, 6:45)		7	2
WAS	3	10:19	Rose 28 FG (7-57, 3:07)		10	2
SEA	4	11:48	Willson 10 pass Wilson (pass failed) (6-66, 2:54)		10	8
SEA	4	1:34	Baldwin 30 pass Wilson (pass failed) (5-71, 0:48)		10	14
WAS	4	0:59	Kelley 1 run (Rose kick) (4-70, 0:35)		17	14
Att. 68,927						

### STATISTICS

#### RUSHING

Washington	Att	Yds	Avg	LG	TD	Seattle	Att	Yds	Avg	LG	TD
C. Thompson	4	20	5.0	11	0	R. Wilson	10	77	7.7	13	0
R. Kelley	14	18	1.3	5	2	T. Rawls	9	39	4.3	11	0
S. Perine	2	9	4.5	8	0	E. Lacy	6	20	3.3	8	0
K. Cousins	3	4	1.3	4	0	J. McKissic	3	12	4.0	6	0
<b>TOTAL</b>	<b>23</b>	<b>51</b>	<b>2.2</b>	<b>11</b>	<b>2</b>	<b>TOTAL</b>	<b>28</b>	<b>148</b>	<b>5.3</b>	<b>13</b>	<b>0</b>

#### PASSING

Washington	A	C	Yds	SK/YD	TD	LG	INT	RT	Seattle	A	C	Yds	SK/YD	TD	LG	INT	RT
K. Cousins	31	21	247	6/54	0	38	0	91.7	R. Wilson	45	24	297	2/8	2	30t	2	70.3
<b>TOTAL</b>	<b>31</b>	<b>21</b>	<b>247</b>	<b>6/54</b>	<b>0</b>	<b>38</b>	<b>0</b>	<b>91.7</b>	<b>TOTAL</b>	<b>45</b>	<b>24</b>	<b>297</b>	<b>2/8</b>	<b>2</b>	<b>30t</b>	<b>2</b>	<b>70.3</b>

#### RECEIVING

Washington	No	Yds	Avg	LG	TD	Seattle	No	Yds	Avg	LG	TD
V. Davis	6	72	12.0	23	0	D. Baldwin	7	108	15.4	30t	1
C. Thompson	4	11	2.8	6	0	J. Graham	5	59	11.8	21	0
J. Doctson	3	59	19.7	38	0	P. Richardson	3	41	13.7	26	0
B. Quick	3	49	16.3	31	0	T. Rawls	2	31	15.5	22	0
R. Grant	3	39	13.0	23	0	J. McKissic	2	14	7.0	9	0
T. Pryor	2	17	8.5	12	0	T. Lockett	2	10	5.0	6	0
						E. Lacy	1	14	14.0	14	0
						T. McEvoy	1	10	10.0	10	0
						L. Willson	1	10	10.0	10t	1
<b>TOTAL</b>	<b>21</b>	<b>247</b>	<b>11.8</b>	<b>38</b>	<b>0</b>	<b>TOTAL</b>	<b>24</b>	<b>297</b>	<b>12.4</b>	<b>30t</b>	<b>2</b>

### TEAM STATISTICS

	Washington	Seattle
Total First Downs	16	22
Third Down Eff.	4-13-31%	5-14-36%
Total Net Yards	244	437
Total Off. Plays	60	75
Avg. per Play	4.1	5.8
Net Yards Rushing	51	148
Total Rushing Plays	23	28
Net Yards Passing	193	289
Times Sacked/Yards Lost	6/54	2/8
Pass Atts-Comps-Ints	31-21-0	45-24-2
Punts-No. and Avg.	8-40.0	6-43.8
Penalties-No. and Yards	7-62	16-138
Fumbles-No. and Lost	2-1	1-0
Touchdowns	2	2
Field Goals Made-Att	1-1	0-3
Time of Possession	27:41	32:19

### DEFENSE

	Washington	T	S	A	QB	Yds.	Int.	Yds.	PD	FF	FR
Z. Brown	11	8	3	1.0	0.0	0	0	0	0	0	0
W. Compton	8	7	1	0.0	0.0	1	2	3	0	0	0
J. Norman	6	5	1	0.0	0.0	0	0	1	0	0	0
T. McClain	5	5	0	1.0	8.0	0	0	0	0	0	0
D. Hall	5	4	1	0.0	0.0	0	0	2	0	0	0
<b>Additional Stats: INT: K. Fuller 1.</b>											
	Seattle	T	S	A	QB	Yds.	Int.	Yds.	PD	FF	FR
B. Wagner	12	10	2	1.0	6.0	0	0	1	0	0	0
K. Wright	7	4	3	0.0	0.0	0	0	0	0	0	0
R. Sherman	6	4	2	0.0	0.0	0	0	1	0	0	0
J. Coleman	6	3	3	0.0	0.0	0	0	1	0	0	0
J. Reed	5	2	3	0.5	4.5	0	0	0	0	0	0
<b>Additional Stats: Sacks: D. Freeney 2.0, M. Bennett 1.0, Q. Jefferson 1.0, N. Jones 0.5. FR: N. Jones 1.</b>											

# 9



## SEATTLE SEAHAWKS 22, ARIZONA CARDINALS 16

### THURSDAY, NOVEMBER 9, 2017

#### UNIVERSITY OF PHOENIX STADIUM



The Seattle Seahawks held Adrian Peterson and the Arizona Cardinals' rushing attack to 34 yards on the ground, while Russell Wilson passed for two touchdowns and led Seattle to a 22-16 victory over the Cardinals on Thursday Night Football in Arizona. Wilson hit Jimmy Graham on a 6-yard TD in the first quarter to take a 7-0 lead. The Cardinals responded when Drew Stanton hit Jermaine Gresham on a tight end screen that scored from 14 yards out. After a Seattle punt was downed at the one-yard line, Kam Chancellor stuffed a Peterson run in the end zone for a safety, giving Seattle the 9-7 lead. Blair Walsh connected on two field goals at the end of the second quarter to push Seattle's lead to 15-7. A third quarter field goal by Phil Dawson brought the score to 15-10. Wilson hit Graham for their second TD of the game early in the fourth quarter, bringing Seattle's lead to 22-10. The Cardinals scored with 20 seconds remaining on an Andre Ellington 1-yard run, and a blocked extra point brought them to within 22-16. Arizona's onside kick attempt was recovered by Tyler Lockett, securing Seattle's 22-16 victory.

	Seattle	Arizona
SEA 1 5:07	Graham 6 pass Wilson (Walsh kick) (9-51, 4:00)	
AZ 2 14:53	Gresham 14 pass Stanton (Dawson kick) (9-75, 5:14)	
SEA 2 10:53	Peterson tackled in end zone by Chancellor for a safety	
SEA 2 1:52	Walsh 33 FG (11-76, 5:45)	
SEA 2 0:02	Walsh 43 FG (5-37, 0:44)	
AZ 3 8:32	Dawson 43 FG (11-51, 6:28)	
SEA 4 12:49	Graham 2 pass Wilson (Walsh kick) (7-80, 3:54)	
AZ 4 0:20	Ellington 1 run (kick blocked) (11-61, 2:08)	
Att. 64,639		

### STATISTICS

#### RUSHING

Seattle	Att	Yds	Avg	LG	TD	Arizona	Att	Yds	Avg	LG	TD
T. Rawls	10	27	2.7	23	0	A. Peterson	21	29	1.4	9	0
J. McKissic	5	26	5.2	17	0	A. Ellington	2	4	2.0	3	1
R. Wilson	5	19	3.8	10	0	D. Stanton	1	1	1.0	1	0
C. Proise	3	3	1.0	2	0						
<b>TOTAL</b>	<b>23</b>	<b>75</b>	<b>3.3</b>	<b>23</b>	<b>0</b>	<b>TOTAL</b>	<b>24</b>	<b>34</b>	<b>1.4</b>	<b>9</b>	<b>1</b>

#### PASSING

Seattle	A	C	Yds	SK/YD	TD	LG	INT	RT	Arizona	A	C	Yds	SK/YD	TD	LG	INT	RT
R. Wilson	32	22	238	5/26	2	54	0	111.2	D. Stanton	47	24	273	2/17	1	20	0	75.9
<b>TOTAL</b>	<b>32</b>	<b>22</b>	<b>238</b>	<b>5/26</b>	<b>2</b>	<b>54</b>	<b>0</b>	<b>111.2</b>	<b>TOTAL</b>	<b>47</b>	<b>24</b>	<b>273</b>	<b>2/17</b>	<b>1</b>	<b>20</b>	<b>0</b>	<b>75.9</b>

#### RECEIVING

Seattle	No	Yds	Avg	LG	TD	Arizona	No	Yds	Avg	LG	TD
J. Graham	6	27	4.5	6t	2	L. Fitzgerald	10	113	11.3	18	0
D. Baldwin	5	95	19.0	54	0	J. Gresham	5	64	12.8	20	1
J. McKissic	4	20	5.0	9	0	A. Ellington	3	26	8.7	10	0
N. Vannett	2	22	11.0	16	0	J. Brown	2	27	13.5	18	0
T. Rawls	2	12	6.0	7	0	Ja. Brown	2	13	6.5	9	0
P. Richardson	1	43	43.0	43	0	J. Nelson	1	17	17.0	17	0
T. Lockett	1	16	16.0	16	0	A. Peterson	1	13	13.0	13	0
A. Darboh	1	3	3.0	3	0						
<b>TOTAL</b>	<b>22</b>	<b>238</b>	<b>10.8</b>	<b>54</b>	<b>2</b>	<b>TOTAL</b>	<b>24</b>	<b>273</b>	<b>11.4</b>	<b>20</b>	<b>1</b>

#### TEAM STATISTICS

	Seattle	Arizona
Total First Downs	14	24
Third Down Eff.	3-13-23%	6-15-40%
Total Net Yards	287	290
Total Off. Plays	60	73
Avg. per Play	4.8	4.0
Net Yards Rushing	75	34
Total Rushing Plays	23	24
Net Yards Passing	212	256
Times Sacked/Yards Lost	5/26	2/17
Pass Atts-Comps-Ints	32-22-0	47-24-0
Punts-No. and Avg.	8-49.8	5-46.0
Penalties-No. and Yards	12-108	9-58
Fumbles-No. and Lost	1-0	1-1
Touchdowns	2	2
Field Goals Made-Att	2-2	1-1
Time of Possession	30:53	29:07

#### DEFENSE

	T	S	A	QB	Yds.	Int.	Yds.	PD	FF	FR
B. Wagner	11	8	3	0.0	0.0	0	0	0	0	0
K. Chancellor	10	9	1	0.0	0.0	0	0	1	1	0
K. Wright	9	9	0	0.0	0.0	0	0	2	0	0
J. Coleman	4	3	1	0.0	0.0	0	0	2	0	0
R. Sherman	4	3	1	0.0	0.0	0	0	1	0	0

**Additional Stats: Sacks:** N. Jones 1, D. Jordan 1.

**FR:** S. Richardson 1.

Arizona	T	S	A	QB	Yds.	Int.	Yds.	PD	FF	FR
B. Baker	7	6	1	0.0	0.0	0	0	1	0	0
D. Bucannon	7	6	1	0.0	0.0	0	0	0	0	0
K. Dansby	7	4	3	0.0	0.0	0	0	0	0	0
T. Mathieu	6	5	1	0.0	0.0	0	0	0	0	0
A. Bethea	5	5	0	1.0	8.0	0	0	0	0	0

**Additional Stats: Sacks:** O. Pierre 1, F. Rucker 1, C. Jones 1, H. Reddick 1. **FF:** H. Reddick 1.

# 10



## ATLANTA FALCONS 34, SEATTLE SEAHAWKS 31

### SUNDAY, NOVEMBER 20, 2017

#### CENTURYLINK FIELD



The Seattle Seahawks ran out of time against the Atlanta Falcons, with Blair Walsh's field goal attempt to push overtime falling just short and the Seahawks fell by a score of 34-31 on Monday night at CenturyLink Field. The Falcons went up early, scoring on their first possession as Tevin Coleman scored on a 1-yard run. Russell Wilson was intercepted by Desmond Trufant, setting up a short field and Matt Ryan hit Mohamed Sanu on a 2-yard TD pass for the 14-0 lead. Seattle responded with Wilson connecting with Jimmy Graham on a 4-yard TD. The Falcons pushed their lead to 21-7 when Wilson was sacked and fumbled, which Adrian Clayborn returned 10 yards for the score. Walsh kicked a 30-yard field goal and Wilson ran for a 1-yard TD, before Matt Bryant hit a 44-yard field goal to push the score to 24-17. Seattle drove in field goal range at the end of the half but a fake field goal attempt was unsuccessful. Walsh connected on two third quarter field goals, but Ryan hit Levine Toilolo for a 25-yard TD and Bryant made a 46-yard field goal to give Atlanta a 34-23 lead with 3:49 remaining. Seattle scored quickly, as Wilson hit Doug Baldwin on a 29-yard TD and converted the two-point try with 3:00 remaining to pull within 34-31. A three-and out returned the ball to Seattle with 1:46 remaining. The Seahawks drove down to the Atlanta 34-yard line with :07 remaining, but Walsh's 52-yard attempt fell just short, sealing the Falcons 34-31 victory.

<b>Atlanta</b>	14	10	7	3	<b>34</b>
<b>Seattle</b>	7	10	6	8	<b>31</b>

Atlanta	Seattle
7	0
14	0
14	7
21	7
21	10
21	17
24	17
24	20
31	20
31	23
34	23
34	31

ATL 1 11:59	Coleman 1 run (Bryant kick) (7-52, 3:01)
ATL 1 7:52	Sanu 2 pass Ryan (Bryant kick) (7-35, 3:11)
SEA 1 2:55	Graham 4 pass Wilson (Walsh kick) (9-65, 4:57)
ATL 2 14:04	Clayborn 10 fumble return (Bryant kick)
SEA 2 8:11	Walsh 30 FG (11-49, 5:53)
SEA 2 5:21	Wilson 1 run (Walsh kick) (7-11, 2:50)
ATL 2 1:06	Bryant 44 FG (9-45, 4:15)
SEA 3 11:21	Walsh 37 FG (7-53, 3:39)
ATL 3 7:24	Toilolo 25 pass Ryan (Bryant kick) (8-76, 3:57)
SEA 3 1:40	Walsh 46 FG (11-47, 5:44)
ATL 4 3:49	Bryant 19 FG (9-61, 5:08)
SEA 4 3:00	Baldwin 29 pass Wilson (Wilson-Graham pass) (5-75, 0:49)

Att. 69,026

### STATISTICS

#### RUSHING

Atlanta	Att	Yds	Avg	LG	TD	Seattle	Att	Yds	Avg	LG	TD
T. Coleman	20	43	2.2	9	1	R. Wilson	7	86	12.3	17	1
T. Ward	6	31	5.2	17	0	J. McKissic	7	30	4.3	7	0
M. Ryan	3	12	4.0	14	0	M. Davis	6	18	3.0	13	0
M. Sanu	1	3	3.0	3	0	E. Lacy	3	2	0.7	2	0
<b>TOTAL</b>	<b>30</b>	<b>89</b>	<b>3.0</b>	<b>17</b>	<b>1</b>	<b>TOTAL</b>	<b>23</b>	<b>136</b>	<b>5.9</b>	<b>17</b>	<b>1</b>

#### PASSING

Atlanta	A	C	Yds	SK/YD	TD	LG	INT	RT	Seattle	A	C	Yds	SK/YD	TD	LG	INT	RT
M. Ryan	27	19	195	1/5	2	29	0	115.5	R. Wilson	42	26	258	3/30	2	29t	1	85.2
<b>TOTAL</b>	<b>27</b>	<b>19</b>	<b>195</b>	<b>1/5</b>	<b>2</b>	<b>29</b>	<b>0</b>	<b>115.5</b>	<b>TOTAL</b>	<b>43</b>	<b>27</b>	<b>254</b>	<b>3/30</b>	<b>2</b>	<b>29t</b>	<b>1</b>	<b>84.8</b>

#### RECEIVING

Atlanta	No	Yds	Avg	LG	TD	Seattle	No	Yds	Avg	LG	TD
Ju. Jones	5	71	14.2	29	0	J. Graham	7	58	8.3	12	1
M. Sanu	3	34	11.3	21	1	P. Richardson	5	56	11.2	18	0
J. Hardy	3	27	9.0	11	0	J. McKissic	5	23	4.6	9	0
L. Toilolo	2	31	15.5	25t	1	T. Lockett	4	37	9.3	14	0
T. Gabriel	2	7	3.5	7	0	M. Davis	2	41	20.5	21	0
A. Hooper	2	-1	-0.5	1	0	D. Baldwin	2	40	20.0	29t	1
T. Coleman	1	15	15.0	15	0	L. Willson	2	-1	-0.5	3	0
T. Ward	1	11	11.0	11	0	<b>TOTAL</b>	<b>27</b>	<b>254</b>	<b>9.4</b>	<b>29t</b>	<b>2</b>
<b>TOTAL</b>	<b>19</b>	<b>195</b>	<b>10.3</b>	<b>29</b>	<b>2</b>	<b>TOTAL</b>	<b>27</b>	<b>254</b>	<b>9.4</b>	<b>29t</b>	<b>2</b>

#### TEAM STATISTICS

	Atlanta	Seattle
Total First Downs	22	26
Third Down Eff.	9-14-64%	5-12-42%
Total Net Yards	279	360
Total Off. Plays	58	69
Avg. per Play	4.8	5.2
Net Yards Rushing	89	136
Total Rushing Plays	30	23
Net Yards Passing	190	224
Times Sacked/Yards Lost	1/5	3/30
Pass Atts-Comps-Ints	27-19-0	43-27-1
Punts-No. and Avg.	3-38.7	1-43.0
Penalties-No. and Yards	7-69	9-106
Fumbles-No. and Lost	2-1	1-1
Touchdowns	4	3
Field Goals Made-Att	2-2	3-4
Time of Possession	30:21	29:39

#### DEFENSE

	T	S	A	QB	Yds.	Int.	Yds.	PD	FF	FR
R. Alford	9	7	2	0.0	0.0	0	0	3	0	0
K. Neal	9	5	4	0.0	0.0	0	0	0	0	0
D. Jones	7	6	1	0.0	0.0	0	0	1	0	0
B. Poole	5	3	2	0.0	0.0	0	0	0	0	0
D. Trufant	4	4	0	0.0	0.0	1	43	3	0	1
<b>Additional Stats: Sacks:</b>	G. Jarrett 1.0, T. McKinley 1.0, K. Ishmael 1.0. <b>FF:</b> C. Upshaw 1. <b>FR:</b> A. Clayborn 1.									
<b>Seattle</b>	<b>T</b>	<b>S</b>	<b>A</b>	<b>QB</b>	<b>Yds.</b>	<b>Int.</b>	<b>Yds.</b>	<b>PD</b>	<b>FF</b>	<b>FR</b>
B. Wagner	8	6	2	0.0	0.0	0	0	0	0	0
J. Lane	7	2	5	0.0	0.0	0	0	0	0	0
K. Wright	6	5	1	0.0	0.0	0	0	0	0	0
S. Richardson	6	4	2	1.0	5.0	0	0	0	0	0
E. Thomas	6	3	3	0.0	0.0	0	0	0	0	0

# 11



## SEATTLE SEAHAWKS 24, SAN FRANCISCO 49ERS 13

### SUNDAY, NOVEMBER 26, 2017

#### LEVI'S STADIUM



A slow first half for the Seattle Seahawks gave way to a 17-point second half, as Russell Wilson went 12 of 15 for 148 yards and 2 touchdowns in the second half, leading to a 24-13 victory over the San Francisco 49ers. Wilson threw an interception on the first play from scrimmage, as Eric Reid undercut Jimmy Graham's route. But Seattle's defense forced a punt, one of nine 49ers punts on the day, and returned the ball to the Seahawks. Wilson scored on a 1-yard run early in the second quarter and the 49ers scored on a Robbie Gould field goal at the end of the first half for a half-time score of 7-3. San Francisco added a second Gould field goal in the third quarter, before Wilson hit Nick Vannett on a 17-yard TD to give Seattle the 14-6 lead. Wilson connected with Graham on a 1-yard TD early in the fourth and Blair Walsh made a 34-yard FG later in the quarter to put Seattle ahead 24-6. On the game's final drive, Jimmy Garoppolo subbed in for an injured C.J. Beathard and completed two passes, one a fourth down conversion, and the other a 10-yard TD to Louis Murphy as time expired, bringing the final score to 24-13.

	Seattle	San Francisco	0	7	7	10	24		
			0	3	3	7	13		
								Seattle	San Francisco
SEA 2	13:23	Wilson 2 run (Walsh kick) (2-16, 0:38)						7	0
SF 2	0:04	Gould 38 FG (7-47, 1:35)						7	3
SF 3	9:19	Gould 42 FG (10-51, 5:41)						7	6
SEA 3	6:33	Vannett 17 pass Wilson (Walsh kick) (6-71, 2:46)						14	6
SEA 4	14:57	Graham 1 pass Wilson (Walsh kick) (11-63, 5:37)						21	6
SEA 4	3:27	Walsh 34 FG (6-29, 1:42)						24	6
SF 4	0:00	Murphy 10 pass from Garoppolo (Gould kick) (13-75, 3:27)						24	13
Att.	70,134								

### STATISTICS

#### RUSHING

Seattle	Att	Yds	Avg	LG	TD	San Francisco	Att	Yds	Avg	LG	TD
E. Lacy	17	46	2.7	11	0	C. Hyde	16	47	2.9	14	0
R. Wilson	7	25	3.6	11	1	C. Beathard	6	21	3.5	7	0
J. McKissic	4	22	5.5	14	0	M. Breida	1	12	12.0	12	0
T. Lockett	1	2	2.0	2	0	J. Garoppolo	1	4	4.0	4	0
D. Baldwin	1	-5	-5.0	-5	0						
<b>TOTAL</b>	<b>30</b>	<b>90</b>	<b>3.0</b>	<b>14</b>	<b>1</b>	<b>TOTAL</b>	<b>24</b>	<b>84</b>	<b>3.5</b>	<b>14</b>	<b>0</b>

#### PASSING

Seattle	A	C	Yds	SK/YD	TD	LG	INT	RT	San Francisco	A	C	Yds	SK/YD	TD	LG	INT	RT
R. Wilson	34	20	228	0/0	2	26	1	86.4	C. Beathard	38	22	201	3/23	0	34	1	61.4
									J. Garoppolo	2	2	18	0/0	1	10t	0	143.8
<b>TOTAL</b>	<b>34</b>	<b>20</b>	<b>228</b>	<b>0/0</b>	<b>2</b>	<b>26</b>	<b>1</b>	<b>86.4</b>	<b>TOTAL</b>	<b>40</b>	<b>24</b>	<b>219</b>	<b>3/23</b>	<b>1</b>	<b>34</b>	<b>1</b>	<b>72.8</b>

#### RECEIVING

Seattle	No	Yds	Avg	LG	TD	San Francisco	No	Yds	Avg	LG	TD
P. Richardson	4	70	17.5	26	0	C. Hyde	7	21	3.0	7	0
J. McKissic	4	24	6.0	12	0	M. Goodwin	4	78	19.5	34	0
J. Graham	3	34	11.3	25	1	T. Taylor	2	35	17.5	29	0
E. Lacy	3	15	5.0	6	0	K. Bourne	2	22	11.0	15	0
T. McEvoy	2	31	15.5	24	0	L. Murphy	2	14	7.0	10t	1
N. Vannett	2	29	14.5	17t	1	K. Juszczyk	2	8	4.0	4	0
D. Baldwin	2	25	12.5	23	0	G. Celek	2	7	3.5	5	0
						G. Kittle	1	14	14.0	14	0
						M. Breida	1	12	12.0	12	0
						A. Robinson	1	8	8.0	8	0
<b>TOTAL</b>	<b>20</b>	<b>228</b>	<b>11.4</b>	<b>28</b>	<b>2</b>	<b>TOTAL</b>	<b>24</b>	<b>219</b>	<b>9.1</b>	<b>34</b>	<b>1</b>

#### TEAM STATISTICS

	Seattle	San Francisco
Total First Downs	20	16
Third Down Eff.	5-13-38%	5-16-31%
Total Net Yards	318	280
Total Off. Plays	64	67
Avg. per Play	5.0	4.2
Net Yards Rushing	90	84
Total Rushing Plays	30	24
Net Yards Passing	228	196
Times Sacked/Yards Lost	0/0	3/23
Pass Atts-Comps-Ints	34-20-1	40-24-1
Punts-No. and Avg.	6-47.8	9-38.0
Penalties-No. and Yards	6-35	7-74
Fumbles-No. and Lost	1-0	1-0
Touchdowns	3	1
Field Goals Made-Att	1-2	2-2
Time of Possession	29:31	30:29

#### DEFENSE

	T	S	A	QB	Yds.	Int.	Yds.	PD	FF	FR
B. Wagner	8	7	1	0.0	0.0	1	0	1	0	0
B. McDougald	8	6	2	0.0	0.0	0	0	0	0	0
S. Richardson	6	4	2	0.0	0.0	0	0	0	0	0
E. Thomas	5	5	0	0.0	0.0	0	0	0	0	0
M. Bennett	4	3	1	1.0	7.0	0	0	0	0	0
<b>Additional Stats: Sacks:</b> M. Smith 1.0, F. Clark 0.5, B. Jackson 0.5. <b>FF:</b> M. Smith 1.										
San Francisco	T	S	A	QB	Yds.	Int.	Yds.	PD	FF	FR
E. Reid	7	7	0	0.0	0.0	1	0	1	0	0
R. Foster	6	6	0	0.0	0.0	0	0	0	0	0
B. Coyle	6	3	3	0.0	0.0	0	0	0	0	0
R. Blair	5	4	1	0.0	0.0	0	0	0	0	0
D. Johnson	4	4	0	0.0	0.0	0	0	1	0	0

# 12



## SEATTLE SEAHAWKS 24, PHILADELPHIA EAGLES 10

### SUNDAY, DECEMBER 3, 2017

#### CENTURYLINK FIELD



The Seattle Seahawks defense held the Philadelphia Eagles offense to just 10 points while Russell Wilson led the Seattle offense to 24 points with three touchdown passes, as the Seahawks beat the Eagles in Seattle by a score of 24-10 on Sunday Night Football. Seattle went up 3-0 on a Blair Walsh 46-yard field goal on the opening drive of the game and added to its lead when Wilson hit Jimmy Graham on an 11-yard TD pass late in the first quarter to go up 10-0. The Eagles responded with a 75-yard drive that concluded in a Jake Elliott 26-yard field goal for a 10-3 score which the teams took to halftime. On the Eagles' opening drive in the third, Sheldon Richardson ripped the ball out of Carson Wentz' grip at the one-yard line and the ball went through the end zone for a Seahawks touchback. Wilson connected with Tyler Lockett on a 1-yard TD pass to take the 17-3 lead. Philadelphia responded as Wentz hit Nelson Agholor on a 27-yard TD to make it a one-score game at 17-10. Seattle added to that lead with a 15-yard TD pass from Wilson to J.D. McKissic with 7:29 left in the game. Seattle's defense kept Philadelphia from scoring, including Byron Maxwell sealing the game with an interception of Wentz in the end zone, securing the 24-10 victory.

		Philadelphia	0	3	0	7	10		
		Seattle	10	0	7	7	24	Philadelphia	Seattle
SEA	1	9:47	Walsh 46 FG (12-53, 5:13)					0	3
SEA	1	0:10	Graham 11 pass Wilson (Walsh kick) (5-85, 2:48)					0	10
PHI	2	7:51	Elliott 26 FG (16-75, 7:19)					3	10
SEA	3	5:42	Lockett 1 pass Wilson (Walsh kick) (11-80, 3:57)					3	17
PHI	4	12:08	Agholor 27 pass Wentz (Elliott kick) (7-81, 3:48)					10	17
SEA	4	7:29	McKissic 15 pass Wilson (Walsh kick) (10-73, 4:39)					10	24
Att.		69,075							

### STATISTICS

#### RUSHING

Philadelphia	Att	Yds	Avg	LG	TD	Seattle	Att	Yds	Avg	LG	TD
J. Ajayi	9	35	3.9	11	0	M. Davis	16	64	4.0	22	0
C. Wentz	6	30	5.0	12	0	R. Wilson	6	31	5.2	10	0
L. Blount	8	26	3.3	11	0	T. Rawls	1	4	4.0	4	0
C. Clement	3	7	2.3	8	0	E. Lacy	1	3	3.0	3	0
<b>TOTAL</b>	<b>26</b>	<b>98</b>	<b>3.8</b>	<b>12</b>	<b>0</b>	J. McKissic	1	-1	-1.0	-1	0
						<b>TOTAL</b>	<b>25</b>	<b>101</b>	<b>4.0</b>	<b>22</b>	<b>0</b>

#### PASSING

Philadelphia	A	C	Yds	SK/YD	TD	LG	INT	RT	Seattle	A	C	Yds	SK/YD	TD	LG	INT	RT
C. Wentz	45	29	348	3/21	1	51	1	86.2	R. Wilson	31	20	227	2/18	3	47	0	118.6
<b>TOTAL</b>	<b>45</b>	<b>29</b>	<b>348</b>	<b>3/21</b>	<b>1</b>	<b>51</b>	<b>1</b>	<b>86.2</b>	<b>TOTAL</b>	<b>31</b>	<b>20</b>	<b>227</b>	<b>2/18</b>	<b>3</b>	<b>47</b>	<b>0</b>	<b>118.6</b>

#### RECEIVING

Philadelphia	No	Yds	Avg	LG	TD	Seattle	No	Yds	Avg	LG	TD
N. Agholor	7	141	20.1	51	1	D. Baldwin	5	84	16.8	47	0
T. Smith	5	29	5.8	11	0	M. Davis	4	37	9.3	23	0
A. Jeffery	4	61	15.3	23	0	N. Vannett	3	40	13.3	21	0
T. Burton	4	42	10.5	14	0	J. Graham	3	26	8.7	11t	1
C. Clement	3	30	10.0	23	0	T. Lockett	2	17	8.5	16	1
J. Ajayi	3	11	3.7	11	0	P. Richardson	2	8	4.0	7	0
Z. Ertz	2	24	12.0	14	0	J. McKissic	1	15	15.0	15t	1
M. Hollins	1	10	10.0	10	0	<b>TOTAL</b>	<b>20</b>	<b>227</b>	<b>11.4</b>	<b>47</b>	<b>3</b>
<b>TOTAL</b>	<b>29</b>	<b>348</b>	<b>12.0</b>	<b>51</b>	<b>1</b>						

#### TEAM STATISTICS

	Philadelphia	Seattle
Total First Downs	25	20
Third Down Eff.	8-16-50%	6-12-50%
Total Net Yards	425	310
Total Off. Plays	74	58
Avg. per Play	5.7	5.3
Net Yards Rushing	98	101
Total Rushing Plays	26	25
Net Yards Passing	327	209
Times Sacked/Yards Lost	3/21	2/18
Pass Atts-Comps-Ints	45-29-1	31-20-0
Punts-No. and Avg.	3-41.0	5-39.8
Penalties-No. and Yards	7-64	5-46
Fumbles-No. and Lost	2-1	0-0
Touchdowns	1	3
Field Goals Made-Att	1-1	1-1
Time of Possession	31:54	28:06

#### DEFENSE

Philadelphia	T	S	A	QB	Yds.	Int.	Yds.	PD	FF	FR
M. Kendrick	9	5	4	0.0	0.0	0	0	0	0	0
J. Mills	7	5	2	0.0	0.0	0	0	0	0	0
N. Bradham	6	3	3	0.0	0.0	0	0	0	0	0
R. McLeod	5	5	0	0.0	0.0	0	0	0	0	0
B. Graham	5	4	1	1.5	12.0	0	0	0	0	0
<b>Additional Stats: Sacks: D. Barnett 0.5.</b>										
Seattle	T	S	A	QB	Yds.	Int.	Yds.	PD	FF	FR
B. Wagner	13	9	4	0.0	0.0	0	0	0	0	0
B. McDougald	12	7	5	0.0	0.0	0	0	2	0	0
K. Wright	10	8	2	0.0	0.0	0	0	0	0	0
B. Maxwell	7	4	3	0.0	0.0	1	0	2	0	0
S. Griffin	5	4	1	0.0	0.0	0	0	2	0	0
E. Thomas	5	4	1	0.0	0.0	0	0	0	0	0
<b>Additional Stats: Sacks: F. Clark 2.0, J. Coleman 1.0. FF: S. Richardson 1.</b>										



# 13



## JACKSONVILLE JAGUARS 30, SEATTLE SEAHAWKS 24

### SUNDAY, DECEMBER 10, 2017

#### EVERBANK FIELD



The Seattle Seahawks could not overcome a 17-point fourth quarter deficit, falling to the Jacksonville Jaguars by a score of 30-24. The Jaguars took a first quarter lead with a Josh Lambo 38-yard field goal. Seattle drove into field goal range at the end of the first half but Blair Walsh's 38-yard attempt missed wide right. Blake Bortles hit Dede Westbrook for an 18-yard touchdown in the third quarter, putting Jacksonville up 10-0. The Seahawks responded with a 65-yard drive and Walsh connected on a 28-yard field goal. Seattle evened the score at 10-10 when Russell Wilson hit Doug Baldwin for a 26-yard TD. On the following play, Bortles found Keelan Cole on a 75-yard TD, taking back the 17-10 lead. After a 72-yard punt return by Jaydon Mickens, Leonard Fournette scored on a one-yard TD run. Lambo connected on a 51-yard FG on Jacksonville's following possession, giving the Jaguars a 27-10 lead with 10 minutes to play in the fourth quarter. Seattle responded, as Wilson hit Paul Richardson for a 61-yard TD on the first play of the drive. The Jaguars added a field goal before Wilson found Tyler Lockett on a 74-yard TD, bringing the score to 30-24 Jacksonville with under four minutes to play. Seattle's defense forced a punt but Seattle turned the ball over on downs, and the defense was unable to stop Fournette from gaining a first down and sealing the win for Jacksonville, 30-24.

<b>Seattle</b>	0	0	10	14	<b>24</b>
<b>Jacksonville</b>	3	0	21	6	<b>30</b>

						Seattle	Jacksonville
JAX	1	6:26	Lambo 38 FG (9-73, 3:57)			0	3
JAX	3	12:02	Westbrook 18 pass Bortles (Lambo kick) (5-42, 2:35)			0	10
SEA	3	8:30	Walsh 28 FG (9-65, 3:32)			3	10
SEA	3	7:32	D. Baldwin 26 pass Wilson (Walsh kick) (2-25, 0:51)			10	10
JAX	3	7:21	Cole 75 pass Bortles (Lambo kick) (1-75, 0:11)			10	17
JAX	3	5:37	Fournette 1 run (Lambo kick) (1-1, 0:03)			10	24
JAX	4	10:04	Lambo 51 FG (13-65, 7:31)			10	27
SEA	4	9:48	Richardson 61 pass Wilson (Walsh kick) (1-61, 0:16)			17	27
JAX	4	4:05	Lambo 32 FG (9-54, 5:43)			17	30
SEA	4	3:42	Lockett 74 pass from Wilson (Walsh kick) (2-79, 0:23)			24	30
Att. 64,431							

### STATISTICS

#### RUSHING

Seattle	Att	Yds	Avg	LG	TD	Jacksonville	Att	Yds	Avg	LG	TD
M. Davis	15	66	4.4	21	0	L. Fournette	24	101	4.2	15	1
R. Wilson	5	50	10.0	19	0	C. Ivory	6	48	8.0	34	0
J. McKissic	3	15	5.0	9	0	T. Yeldon	2	9	4.5	6	0
T. Lockett	1	10	10.0	10	0	B. Bortles	7	-2	-0.3	2	0
<b>TOTAL</b>	<b>24</b>	<b>141</b>	<b>5.9</b>	<b>21</b>	<b>0</b>	<b>TOTAL</b>	<b>39</b>	<b>156</b>	<b>4.0</b>	<b>34</b>	<b>1</b>

#### PASSING

Seattle	A	C	Yds	SK/YD	TD	LG	INT	RT	San Francisco	A	C	Yds	SK/YD	TD	LG	INT	RT
R. Wilson	31	17	271	2/11	3	74t	3	76.9	B. Bortles	27	18	268	0/0	2	75t	0	123.7
<b>TOTAL</b>	<b>31</b>	<b>17</b>	<b>271</b>	<b>2/11</b>	<b>3</b>	<b>74t</b>	<b>3</b>	<b>76.9</b>	<b>TOTAL</b>	<b>27</b>	<b>18</b>	<b>268</b>	<b>0/0</b>	<b>2</b>	<b>75t</b>	<b>0</b>	<b>123.7</b>

#### RECEIVING

Seattle	No	Yds	Avg	LG	TD	Jacksonville	No	Yds	Avg	LG	TD
J. McKissic	5	20	4.0	6	0	D. Westbrook	5	81	16.2	29	1
T. Lockett	4	90	22.5	74t	1	M. Lee	5	65	13.0	18	0
D. Baldwin	3	78	26.0	43	1	L. Fournette	4	18	4.5	8	0
P. Richardson	3	72	24.0	61t	1	K. Cole	3	99	33.0	75t	1
L. Willson	1	12	12.0	12	0	L. Pinkard	1	5	5.0	5	0
M. Davis	1	-1	-1.0	-1	0						
<b>TOTAL</b>	<b>17</b>	<b>271</b>	<b>15.9</b>	<b>74t</b>	<b>3</b>	<b>TOTAL</b>	<b>18</b>	<b>268</b>	<b>14.9</b>	<b>75t</b>	<b>2</b>

#### TEAM STATISTICS

	Seattle	Jacksonville
Total First Downs	17	20
Third Down Eff.	2-9-22%	4-12-33%
Total Net Yards	401	424
Total Off. Plays	57	66
Avg. per Play	7.0	6.4
Net Yards Rushing	141	156
Total Rushing Plays	24	39
Net Yards Passing	260	268
Times Sacked/Yards Lost	2/11	0/0
Pass Atts-Comps-Ints	31-17-3	27-18-0
Punts-No. and Avg.	4-45.3	5-38.8
Penalties-No. and Yards	6-73	7-48
Fumbles-No. and Lost	0-0	1-1
Touchdowns	3	3
Field Goals Made-Att	1-2	3-3
Time of Possession	26:59	33:01

#### DEFENSE

	T	S	A	QB	Yds.	Int.	Yds.	PD	FF	FR
B. Maxwell	9	9	0	0.0	0.0	0	0	1	0	0
E. Thomas	9	6	3	0.0	0.0	0	0	0	0	0
B. McDougald	8	5	3	0.0	0.0	0	0	0	0	0
M. Wilhoite	4	3	1	0.0	0.0	0	0	0	0	0
Jacksonville	T	S	A	QB	Yds.	Int.	Yds.	PD	FF	FR
A. Colvin	6	6	0	0.0	0.0	0	0	0	0	0
M. Jack	6	5	1	0.0	0.0	0	0	0	0	0
P. Posluszny	4	4	0	0.0	0.0	0	0	0	0	0
M. Jackson	3	2	1	1.0	8.0	0	0	0	0	0
M. Dareus	3	2	1	0.0	0.0	0	0	0	0	0

**Additional Stats:** Sacks: Y. Ngakoue 1.0. INT: A. Bouye 2, J. Ramsey 1.

# The Last Time

## OVERTIME GAME

Seattle 6, at Arizona 6 10/23/16

## OVERTIME WIN

BY SEAHAWKS: Seattle 26, vs. Denver 20 9/21/14

BY OPPONENTS: at Cincinnati 27, Seattle 24 10/11/15

## OVERTIME TIE:

Seattle 6, at Arizona 6 10/23/16

## 500 TOTAL YARDS

BY SEAHAWKS: 534, vs. Carolina 12/4/16

BY OPPONENTS: 509, vs. Houston 10/29/17

## 400 TOTAL YARDS

BY SEAHAWKS: 401, at Jacksonville 12/10/17

BY OPPONENTS: 424, at Jacksonville 12/10/17

## 300 YARDS RUSHING (TEAM)

BY SEAHAWKS: 350, vs. New York Giants 11/9/14

BY OPPONENTS: 356, vs. LA Raiders 11/30/87

## 200 YARDS RUSHING (TEAM)

BY SEAHAWKS: 240, vs. Carolina 12/4/16

BY OPPONENTS: 205, vs. Tampa Bay 11/3/13

## 400 NET YARDS PASSING (TEAM)

BY SEAHAWKS: 446, vs. Houston 10/29/17

BY OPPONENTS: 480, vs. Pittsburgh 11/29/15

## 300 NET YARDS PASSING (TEAM)

BY SEAHAWKS: 446, vs. Houston 10/29/17

BY OPPONENTS: 327, vs. Philadelphia 12/3/17

## 50 OR MORE POINTS SCORED

BY SEAHAWKS: 50, at Buffalo (in Toronto) 12/16/12

BY OPPONENTS: 51, at Dallas 11/27/80

## 40 OR MORE POINTS SCORED

BY SEAHAWKS: 41, vs. Houston 10/29/17

BY OPPONENTS: 40, at San Francisco 12/12/10

## 30 OR MORE POINTS SCORED

BY SEAHAWKS: 31, vs. Atlanta 11/20/17

BY OPPONENTS: 30, at Jacksonville 12/10/17

## SHUTOUT

BY SEAHAWKS: 26-0, vs. Chicago 9/27/15

BY OPPONENTS: 24-0, at Pittsburgh 9/18/11

## TWO 100-YARD RUSHERS IN SAME GAME

BY SEAHAWKS: vs. New York Giants 11/9/14

M. Lynch 21-140, R. Wilson 14-107

BY OPPONENTS: at Philadelphia 12/12/76

Tom Sullivan 121, Mike Hogan 104

## TWO 100-YARD RECEIVERS IN SAME GAME

BY SEAHAWKS: vs. Houston 10/29/17

T. Lockett 6-121, P. Richardson 6-105

BY OPPONENTS: vs. Houston 10/29/17

D. Hopkins 8-224, W. Fuller 5-125

## 200 YARDS RUSHING

BY SEAHAWKS: 209, T. Rawls vs. San Francisco 11/22/15

BY OPPONENTS: 207, F. Gore at San Francisco 9/20/09

## 100 YARDS RUSHING

BY SEAHAWKS: 106, T. Rawls vs. Carolina 12/4/16

BY OPPONENTS: 101, L. Fournette at Jacksonville 12/10/17

## 30+ CARRIES

BY SEAHAWKS: 30, T. Rawls vs. San Francisco 11/22/15

BY OPPONENTS: 33, D. Johnson at Arizona 10/23/16

## 400 YARDS PASSING

BY SEAHAWKS: 452, R. Wilson vs. Houston 10/29/17

BY OPPONENTS: 402, D. Watson vs. Houston 10/29/17

## 300 YARDS PASSING

BY SEAHAWKS: 452, R. Wilson vs. Houston 10/29/17

BY OPPONENTS: 348, C. Wentz vs. Philadelphia 12/3/17

## 200 YARDS RECEIVING

BY SEAHAWKS: 261, S. Largent at Detroit 10/18/87

BY OPPONENTS: 224, D. Hopkins vs. Houston 10/29/17

## 100 YARDS RECEIVING

BY SEAHAWKS: 108, D. Baldwin vs. Washington 11/5/17

BY OPPONENTS: 141, N. Agholar vs. Philadelphia 12/3/17

## 10 RECEPTIONS

BY SEAHAWKS: 10-105, D. Baldwin at Tennessee 9/24/17

BY OPPONENTS: 10-113, L. Fitzgerald at Arizona 11/9/17

## 100 YD RUSHER, 300 YD PASSER, 100 YD RECEIVER

BY SEAHAWKS: at Arizona 12/21/14

339 (pass) R. Wilson, 113 (rush) M. Lynch,

113 (rec) D. Baldwin, 139 (rec) L. Willson

BY OPPONENTS: at Houston 9/29/13

355 (pass) M. Schaub, 27-102 (rush) A. Foster,

9-110 (rec) A. Johnson

## 100 YD RUSHER, 100 YD RECEIVER

BY SEAHAWKS: vs. San Francisco 9/25/16

20-106 (rush) Michael, 8-164 (rec) Baldwin, 6-100 (rec) Graham

BY OPPONENTS: at Houston 9/29/13

27-102 (rush) A. Foster, 9-110 (rec) A. Johnson

## TWO 100 YD RECEIVERS, 300 YD PASSER

BY SEAHAWKS: vs. Houston 10/29/17

6-121 T. Lockett, 6-105 P. Richardson, 452 R. Wilson

BY OPPONENTS: vs. Houston 10/29/17

224 D. Hopkins, 125 W. Fuller, 402 D. Watson

## 100 YD RUSHER, 300 YD PASSER, TWO 100 YD RECEIVERS

BY SEAHAWKS: at Arizona 12/21/14

113 (rush) M. Lynch, 339 (pass) R. Wilson

139 (rec) L. Willson, 113 (rec) D. Baldwin

BY OPPONENTS: at Kansas City 10/29/06

312 (pass) D. Huard, 39-155 (rush) L. Johnson,

6-132 (rec) E. Kennison, 6-116 (rec) T. Gonzalez

## FOUR TOUCHDOWNS RUSHING

BY SEAHAWKS: M. Lynch vs. New York Giants 11/9/14

BY OPPONENTS: J. Lewis at Cleveland 11/4/07

## THREE TOUCHDOWNS RUSHING

BY SEAHAWKS: M. Lynch (4) vs. New York Giants 11/9/14

BY OPPONENTS: D. Johnson vs. Arizona 12/24/16

## TWO TOUCHDOWNS RUSHING

BY SEAHAWKS: T. Rawls vs. Carolina 12/4/16

BY OPPONENTS: R. Kelley vs. Washington 11/5/17

## FIVE TOUCHDOWN PASSES

BY SEAHAWKS: R. Wilson at Baltimore 12/13/15

BY OPPONENTS: J. Freeman at Tampa Bay 12/26/10

## FOUR TOUCHDOWN PASSES

BY SEAHAWKS: R. Wilson vs. Houston 10/29/17

BY OPPONENTS: D. Watson vs. Houston 10/29/17

## THREE TOUCHDOWN PASSES

BY SEAHAWKS: R. Wilson at Jacksonville 12/10/17

BY OPPONENTS: D. Watson (4) vs. Houston 10/29/17

## FOUR TOUCHDOWN RECEPTIONS

BY SEAHAWKS: Daryl Turner at San Diego 9/15/85

BY OPPONENTS: M. Robinson at Baltimore 11/23/03

# The Last Time Continued...

## THREE TOUCHDOWN RECEPTIONS

BY SEAHAWKS: D. Baldwin at New England 11/13/16  
 BY OPPONENTS: A. Gates at San Diego 9/14/14

## TWO TOUCHDOWN RECEPTIONS

BY SEAHAWKS: J. Graham at Arizona 11/9/17  
 BY OPPONENTS: W. Fuller vs. Houston 10/29/17

## PLAYER LED IN BOTH RUSHING AND RECEIVING YDS

BY SEAHAWKS: C. Proise at New England 11/13/16  
 66 (rushing), 87 (receiving)  
 BY OPPONENTS: F. Gore vs. Indianapolis 10/1/17  
 46 (rushing), 34 (receiving)

## FIVE FIELD GOALS

BY SEAHAWKS: S. Hauschka vs. Baltimore 11/13/11  
 BY OPPONENTS: J. Carney vs. San Diego 9/21/97

## FOUR FIELD GOALS

BY SEAHAWKS: S. Hauschka at San Francisco 1/1/17  
 BY OPPONENTS: R. Succup at Tennessee 9/24/17

## THREE FIELD GOALS

BY SEAHAWKS: B. Walsh vs. Atlanta 11/20/17  
 BY OPPONENTS: J. Lambo at Jacksonville 12/10/17

## TWO 50-YARD FIELD GOALS

BY SEAHAWKS: S. Hauschka at Arizona (52 & 52) 1/3/16  
 BY OPPONENTS: G. Zuerlein at StL (58 & 60) 9/30/12

## SAFETY

BY SEAHAWKS: K. Chancellor tackle in end zone, at Ari 11/9/17  
 BY OPPONENTS: N. Hairston sack in end zone, vs. Ind. 10/1/17

## KICKOFF RETURN TOUCHDOWN

BY SEAHAWKS: T. Lockett vs. Chicago, 105 yds. 9/27/15  
 BY OPPONENTS: C. Patterson at Minn., 101 yds. 12/6/15

## PUNT RETURN TOUCHDOWN

BY SEAHAWKS: T. Lockett at St. Louis, 57 yds. 9/13/15  
 BY OPPONENTS: T. Austin at St. Louis, 75 yds. 9/13/15

## INTERCEPTION RETURN TOUCHDOWN

BY SEAHAWKS: E. Thomas vs. Houston, 78 yds. 10/29/17  
 BY OPPONENTS: C. Munnerlyn at Car, 33 yards 10/7/12

## FUMBLE RETURN TOUCHDOWN

BY SEAHAWKS: B. Wagner vs. Indianapolis, 21 yds. 10/1/17  
 BY OPPONENTS: A. Clayborn vs. Atlanta, 10 yds. 11/20/17

## BLOCKED PUNT RETURN TOUCHDOWN

BY SEAHAWKS: M. Morgan vs. Dallas, 25 yards 10/12/14  
 BY OPPONENTS: B. Butler vs. Oakland, 0 yds. 11/2/14

## BLOCKED FIELD GOAL RETURN TOUCHDOWN

BY SEAHAWKS: R. Sherman vs. SF, 90 yards 12/23/12  
 BY OPPONENTS: D. Howell at IND, 61 yds. 10/6/13

## FOUR INTERCEPTIONS

BY SEAHAWKS: None  
 BY OPPONENTS: Deron Cherry vs. Kansas City 9/29/85

## THREE INTERCEPTIONS

BY SEAHAWKS: M. Trufant vs. Arizona 12/9/07  
 BY OPPONENTS: Deron Cherry (4) vs. Kansas City 9/29/85

## TWO INTERCEPTIONS

BY SEAHAWKS: R. Sherman vs. Houston 10/29/17  
 BY OPPONENTS: A. Bouye at Jacksonville 12/10/17

## FOUR SACKS

BY SEAHAWKS: C. Clemons vs. Green Bay 9/24/12  
 BY OPPONENTS: L. O'Neal vs. San Diego 10/22/95

## THREE SACKS

BY SEAHAWKS: M. Bennett (3.5) at San Francisco 10/22/15  
 BY OPPONENTS: W. Hayes vs. St. Louis 12/27/15

## 10+ PUNTS

BY SEAHAWKS: 10, J. Ryan at Chicago 10/17/10  
 BY OPPONENTS: 10, P. O'Donnell vs. Chicago 9/27/15

## PUNT BLOCKED

BY SEAHAWKS: T. McEvoy at Arizona 10/23/16  
 BY OPPONENTS: J. Hughes vs. Buffalo 11/7/16

## FIELD GOAL BLOCKED

BY SEAHAWKS: B. Wagner at Arizona 10/23/16  
 BY OPPONENTS: R. Gunter vs. Arizona 12/24/16

## PAT BLOCKED

BY SEAHAWKS: J. Lane at Arizona 11/9/17  
 BY OPPONENTS: C. Jones at San Francisco 1/1/17

## PAT MISSED

BY SEAHAWKS: B. Walsh vs. San Francisco 9/17/17  
 BY OPPONENTS: P. Dawson at Arizona, blocked 11/9/17

## FAKE PAT KICK

BY SEAHAWKS: Feagles vs. Oakland, no good 12/16/00  
 BY OPPONENTS: None

## FAKE PUNT

BY SEAHAWKS: vs. Los Angeles, successful 12/15/16  
 BY OPPONENTS: vs. Los Angeles, unsuccessful 12/15/16

## FAKE FIELD GOAL

BY SEAHAWKS: vs. Atlanta, unsuccessful 11/20/17  
 BY OPPONENTS: vs. Pittsburgh, unsuccessful 11/29/15

## ON-SIDE KICK

BY SEAHAWKS: at Tennessee, unsuccessful 9/24/17  
 BY OPPONENTS: at Arizona, unsuccessful 11/9/17

## TWO POINT CONVERSION

BY SEAHAWKS: vs. Atlanta, successful 11/20/17  
 BY OPPONENTS: vs. Indianapolis, unsuccessful 10/1/17

# Seahawks Game-by-Game

	9/10	9/17	9/24	10/1	10/8	10/22	10/29	11/5	11/9	11/20	11/26	12/3	12/10	12/17	12/24	12/31
	at GB	SF	at Ten	Ind	at LAR	at NYG	Hou	Was	at Ari	Atl	at SF	Phi	at Jax	LAR	at Dal	Ari
<b>Points</b>	9	12	27	46	16	24	41	14	22	31	24	24	24			
<b>1 Qtr</b>	0	6	0	3	0	0	14	2	7	7	0	10	0			
<b>2 Qtr</b>	3	0	7	7	10	3	7	0	8	10	7	0	0			
<b>3 Qtr</b>	3	0	7	22	3	7	6	0	0	6	7	7	10			
<b>4 Qtr</b>	3	6	13	14	3	14	14	12	7	8	10	7	14			
<b>OT</b>	-	-	-	-	-	-	-	-	-	-	-	-	-			
<b>First Down</b>	12	21	24	22	15	26	21	22	14	26	20	20	17			
<b>Rush</b>	3	9	4	9	3	4	3	6	3	9	5	4	9			
<b>Pass</b>	8	10	20	11	11	19	15	14	10	14	13	12	6			
<b>Penalty</b>	1	2	0	2	1	3	3	2	1	3	2	4	2			
<b>3rd Down Eff</b>	3/12	8/19	4/14	10/15	8/17	6/13	5/12	5/14	3/13	5/12	5/13	6/12	2/9			
<b>Percent</b>	25%	42%	29%	67%	47%	46%	42%	36%	23%	42%	38%	50%	22%			
<b>4th Down Eff</b>	0/0	1/1	1/2	1/1	0/0	0/1	0/0	0/0	0/0	1/2	0/0	0/0	0/1			
<b>Percent</b>	-	100%	50%	100%	-	0%	-	-	-	50%	-	-	0%			
<b>Total Net Yds</b>	225	312	433	477	241	425	479	437	287	360	318	310	401			
<b>Plays</b>	48	79	72	62	66	71	64	75	60	69	64	58	57			
<b>Avg</b>	4.7	3.9	6.0	7.7	3.7	6.0	7.5	5.8	4.8	5.2	5.0	5.3	7.0			
<b>Net Yds Rush</b>	90	131	69	194	62	104	33	148	75	136	90	101	141			
<b>Plays</b>	18	37	22	33	25	31	21	28	23	23	30	25	24			
<b>Avg</b>	5.0	3.5	3.1	5.9	2.5	3.4	1.6	5.3	3.3	5.9	3.0	4.0	5.9			
<b>Net Yds Pass</b>	135	181	364	283	179	321	446	289	212	224	228	209	260			
<b>Sack/loss</b>	3/23	3/17	1/9	3/12	3/19	1/13	2/6	2/8	5/26	3/30	0/0	2/18	2/11			
<b>Gross Yds</b>	158	198	373	295	198	334	452	297	238	254	228	227	271			
<b>Att/Comp</b>	27/14	39/23	49/29	26/21	38/24	39/27	41/26	45/24	32/22	43/27	34/20	31/20	31/17			
<b>Int</b>	0	0	0	2	2	0	1	2	0	1	1	0	3			
<b>Avg</b>	4.5	4.3	7.3	9.8	4.4	8.0	10.4	6.1	5.7	4.9	6.7	6.3	7.9			
<b>Punts/Avg</b>	6/45.8	7/44.1	8/48.5	1/35.0	6/39.5	5/38.0	5/47.4	6/43.8	8/49.8	1/43.0	6/47.8	5/39.8	4/45.3			
<b>Blocked</b>	0	0	0	0	0	0	0	0	0	0	0	0	0			
<b>Punt Ret/Yds</b>	1/7	3/0	3/32	0/0	1/10	4/35	3/10	5/45	2/18	1/0	2/7	1/2	3/5			
<b>Kickoff Ret/Yds</b>	3/91	2/46	0/0	1/16	1/13	2/45	2/32	2/33	3/57	5/197	2/26	2/47	6/101			
<b>Int Ret/Yds</b>	1/24	1/7	0/0	1/28	2/24	0/0	3/98	0/0	0/0	0/0	1/0	1/0	0/0			
<b>Penalties/Yds</b>	8/50	9/71	11/98	6/45	7/40	15/110	10/120	16/138	12/108	9/106	6/35	5/46	6/73			
<b>Fumbles/Lost</b>	1/1	2/0	3/0	0/0	0/0	1/1	1/0	1/0	1/0	1/1	1/0	0/0	0/0			
<b>Touchdowns</b>	0	1	4	6	1	3	5	2	2	3	3	3	3			
<b>Rush</b>	0	0	0	2	0	0	0	0	0	1	1	0	0			
<b>Pass</b>	0	1	4	2	1	3	4	2	2	2	2	3	3			
<b>Returns</b>	0	0	0	0	0	0	0	0	0	0	0	0	0			
<b>Defense</b>	0	0	0	2	0	0	1	0	0	0	0	0	0			
<b>Safeties</b>	0	0	0	0	0	0	0	1	1	0	0	0	0			
<b>1 Pt PAT/Att</b>	0/0	0/1	3/3	5/5	1/1	3/3	5/5	0/0	2/2	2/2	3/3	3/3	3/3			
<b>2 Pt PAT/Att</b>	0/0	0/0	0/1	1/1	0/0	0/0	0/0	0/2	0/0	1/1	0/0	0/0	0/0			
<b>FG/Att</b>	3/3	2/2	0/0	1/2	3/3	1/1	2/2	0/3	2/2	3/4	1/2	1/1	1/2			
<b>Time of Poss</b>	20:47	36:58	27:19	32:12	31:16	35:26	29:38	32:19	30:53	29:39	29:31	28:06	26:59			
<b>Take/Give Ratio</b>	1/1	1/0	0/0	2/2	5/2	1/1	3/1	1/2	1/0	1/2	1/1	2/0	1/3			
<b>Avg Drive Start</b>	Sea28	Sea24	Sea23	Sea20	Sea35	Sea34	Sea27	Sea31	Sea27	Sea36	Sea32	Sea20	Sea30			

# Opponent Game-by-Game

	9/10	9/17	9/24	10/1	10/8	10/22	10/29	11/5	11/9	11/20	11/26	12/3	12/10	12/17	12/24	12/31
	at GB	SF	at Ten	Ind	at LAR	at NYG	Hou	Was	at Ari	Atl	at SF	Phi	at Jax	LAR	at Dal	Ari
<b>Points</b>	17	9	33	18	10	7	38	17	16	34	13	10	30			
<b>1 Qtr</b>	0	0	0	2	0	0	14	0	0	14	0	0	3			
<b>2 Qtr</b>	0	6	9	13	10	7	7	7	7	10	3	3	0			
<b>3 Qtr</b>	14	0	21	3	0	0	3	3	3	7	3	0	21			
<b>4 Qtr</b>	3	3	3	0	0	0	14	7	6	3	7	7	6			
<b>OT</b>	-	-	-	-	-	-	-	-	-	-	-	-	-			
<b>First Down</b>	26	11	21	16	21	14	25	16	24	22	16	25	20			
<b>Rush</b>	8	5	5	6	4	0	8	2	2	6	5	8	7			
<b>Pass</b>	16	4	10	8	14	8	15	12	16	12	11	15	12			
<b>Penalty</b>	2	2	6	2	3	6	2	2	6	4	0	2	1			
<b>3rd Down Eff</b>	9/16	2/12	4/14	6/14	8/15	2/12	2/10	4/13	6/15	9/14	5/16	8/16	4/12			
<b>Percent</b>	56%	17%	29%	43%	53%	17%	20%	31%	40%	64%	31%	50%	33%			
<b>4th Down Eff</b>	0/0	0/0	0/0	0/0	0/1	0/1	1/1	0/0	1/3	0/0	1/1	2/4	0/0			
<b>Percent</b>	-	-	-	-	0%	0%	100%	-	33%	-	100%	50%	-			
<b>Total Net Yds</b>	370	248	420	237	375	177	509	244	290	279	280	425	424			
<b>Plays</b>	74	48	67	57	71	57	69	60	73	58	67	74	66			
<b>Avg</b>	5.0	5.2	6.3	4.2	5.3	3.1	7.4	4.1	4.0	4.8	4.2	5.7	6.4			
<b>Net Yds Rush</b>	84	159	195	98	100	46	142	51	34	89	84	98	156			
<b>Plays</b>	28	19	35	25	22	17	34	23	24	30	24	26	39			
<b>Avg</b>	3.0	8.4	5.6	3.9	4.5	2.7	4.2	2.2	1.4	3.0	3.5	3.8	4.0			
<b>Net Yds Pass</b>	286	89	225	139	275	131	367	193	256	190	196	327	268			
<b>Sack/loss</b>	4/25	2/10	0/0	3/18	2/13	1/3	5/35	6/54	2/17	1/5	3/23	3/21	0/0			
<b>Gross Yds</b>	311	99	225	157	288	134	402	247	273	195	219	348	268			
<b>Att/Comp</b>	42/28	27/15	32/20	29/16	47/22	39/19	30/19	31/21	47/24	27/19	40/24	45/29	27/18			
<b>Int</b>	1	1	0	1	2	0	3	0	0	0	1	1	0			
<b>Avg</b>	6.2	3.1	7.0	4.3	5.6	3.3	10.5	5.2	5.2	6.8	4.6	6.8	9.9			
<b>Punts/Avg</b>	5/43.8	7/43.9	6/56.8	6/41.7	3/45.3	7/43.4	5/53.0	8/40.0	5/46.0	3/38.7	9/38.0	3/41.0	5/38.8			
<b>Blocked</b>	0	0	0	0	0	0	0	0	0	0	0	0	0			
<b>Punt Ret/Yds</b>	2/0	3/40	5/51	0/0	2/0	2/0	3/27	2/7	6/61	0/0	2/17	1/0	3/72			
<b>Kickoff Ret/Yds</b>	0/0	3/71	2/27	5/83	2/52	1/18	4/76	2/36	1/1	6/118	0/0	3/53	3/57			
<b>Int Ret/Yds</b>	0/0	0/0	0/0	2/29	2/69	0/0	1/2	2/2	0/0	1/43	1/0	0/0	3/0			
<b>Penalties/Yds</b>	8/70	6/66	5/45	5/31	5/45	7/28	8/93	7/62	9/58	7/69	7/74	7/64	7/48			
<b>Fumbles/Lost</b>	1/0	0/0	0/0	2/1	4/3	1/1	1/0	2/1	1/1	2/1	1/0	2/1	1/1			
<b>Touchdowns</b>	2	0	3	2	1	1	5	2	2	4	1	1	3			
<b>Rush</b>	1	0	1	1	1	0	1	2	1	1	0	0	1			
<b>Pass</b>	1	0	2	1	0	1	4	0	1	2	1	1	2			
<b>Returns</b>	0	0	0	0	0	0	0	0	0	0	0	0	0			
<b>Defense</b>	0	0	0	0	0	0	0	0	0	1	0	0	0			
<b>Safeties</b>	0	0	0	1	0	0	0	0	0	0	0	0	0			
<b>1 Pt PAT/Att</b>	2/2	0/0	3/3	1/1	1/1	1/1	5/5	2/2	1/2	4/4	1/1	1/1	3/3			
<b>2 Pt PAT/Att</b>	0/0	0/0	0/0	0/1	0/0	0/0	0/0	0/0	0/0	0/0	0/0	0/0	0/0			
<b>FG/Att</b>	1/1	3/3	4/4	1/1	1/2	0/1	1/1	1/1	1/1	2/2	2/2	1/1	3/3			
<b>Time of Poss</b>	39:13	23:02	32:41	27:48	28:44	24:34	30:22	27:41	29:07	30:21	30:29	31:54	33:01			
<b>Take/Give Ratio</b>	1/1	0/1	0/0	2/2	2/5	1/1	1/3	2/1	0/1	2/1	1/1	0/2	3/1			
<b>Avg Drive Start</b>	GB26	SF24	Ten30	Ind28	LAR29	NYG23	Hou22	Was28	Ari28	Atl33	SF25	Phi25	Jax31			



# Drive Chart

## Seahawks Drives Ended By...

Date	Teams	Drives	3/Out	TD	FG	FGA	Pnt	Dwn	Trn	Saf	Clk	Points	Pts/Drv	Eff
9/10	Seattle	10	5	0	3	3	6	0	1	0	0	9	0.9	0.300
	at Green Bay	10	1	2	1	1	5	0	1	0	1	17	1.7	0.300
9/17	Seattle	12	5	1	2	2	7	0	0	0	2	12	1.0	0.250
	San Francisco	11	4	0	3	3	7	1	1	0	0	9	0.8	0.273
9/24	Seattle	13	6	4	0	0	8	1	0	0	0	27	2.1	0.308
	at Tennessee	14	6	3	4	4	6	0	0	0	1	33	2.4	0.500
10/1	Seattle	10	1	4	1	2	1	0	2	1	0	32	3.2	0.500
	Indianapolis	12	6	2	1	1	6	0	2	0	1	16	1.3	0.250
10/8	Seattle	13	7	1	3	3	6	0	2	0	1	16	1.2	0.308
	at L.A. Rams	11	4	1	1	2	3	1	4	0	0	10	0.9	0.182
10/22	Seattle	12	3	3	1	1	5	1	1	0	1	24	2.0	0.333
	at N.Y. Giants	12	5	1	0	1	7	1	1	0	1	7	0.6	0.083
10/29	Seattle	14	4	4	2	2	5	0	1	0	2	34	2.4	0.429
	Houston	15	4	5	1	1	5	0	3	0	0	38	2.5	0.400
11/5	Seattle	14	6	2	0	3	6	0	2	0	1	12	0.9	0.143
	Washington	13	7	2	1	1	8	0	1	1	0	17	1.3	0.231
11/9	Seattle	13	7	2	2	2	8	0	0	0	1	20	1.5	0.308
	at Arizona	12	5	2	1	1	5	2	1	1	0	16	1.3	0.250
11/20	Seattle	11	3	3	3	4	1	1	2	0	0	31	2.8	0.545
	Atlanta	10	3	3	2	2	3	0	0	0	2	27	2.7	0.500
11/26	Seattle	13	5	3	1	2	6	0	1	0	1	24	1.8	0.308
	at San Francisco	13	5	1	2	2	9	0	1	0	0	13	1.0	0.231
12/3	Seattle	10	4	3	1	1	5	0	0	0	1	24	2.4	0.400
	Philadelphia	10	1	1	1	1	3	2	2	0	1	10	1.0	0.200
12/10	Seattle	13	4	3	1	2	4	1	3	0	0	24	1.8	0.308
	at Jacksonville	14	3	3	3	3	5	0	1	0	2	30	2.1	0.429
12/17	Seattle													
	L.A. Rams													
12/24	Seattle													
	at Dallas													
12/31	Seattle													
	Arizona													
<b>Totals</b>	<b>Seahawks</b>	<b>158</b>	<b>60</b>	<b>33</b>	<b>20</b>	<b>27</b>	<b>68</b>	<b>4</b>	<b>15</b>	<b>1</b>	<b>10</b>	<b>289</b>	<b>1.8</b>	<b>0.335</b>
	<b>Opponents</b>	<b>157</b>	<b>54</b>	<b>26</b>	<b>21</b>	<b>23</b>	<b>72</b>	<b>7</b>	<b>18</b>	<b>2</b>	<b>9</b>	<b>243</b>	<b>1.5</b>	<b>0.299</b>

# Drive Breakdown

## *Seahawks Longest Drives*

### Most Plays

Date	Opponent	# of Plays	Net Yards	Time	Result
10/22/17	at N.Y. Giants	16	89	8:43	Downs
09/17/17	vs. San Francisco	16	68	6:22	Field Goal
10/08/17	at L.A. Rams	15	75	7:34	Touchdown
09/24/17	at Tennessee	12	72	3:19	Touchdown
12/03/17	vs. Philadelphia	12	53	5:13	Field Goal

### Most Net Yards

Date	Opponent	Net Yards	# of Plays	Time	Result
10/22/17	at N.Y. Giants	89	16	8:43	Downs
09/24/17	at Tennessee	86	5	0:49	Touchdown
12/03/17	vs. Philadelphia	85	5	2:48	Touchdown
10/01/17	vs. Indianapolis	84	11	6:56	Touchdown
10/01/17	vs. Indianapolis	84	9	5:37	Touchdown

### Longest Time of Possession

Date	Opponent	Time	Net Yards	# of Plays	Result
10/22/17	at N.Y. Giants	8:43	89	16	Downs
10/08/17	at L.A. Rams	7:34	75	15	Touchdown
10/01/17	vs. Indianapolis	6:56	84	11	Touchdown
10/22/17	at N.Y. Giants	6:50	33	11	Punt
09/17/17	vs. San Francisco	6:22	68	16	Field Goal

## *Opponents Longest Drives*

### Most Plays

Date	Team	# of Plays	Net Yards	Time	Result
12/03/17	vs. Philadelphia	16	75	7:19	Field Goal
11/26/17	at San Francisco	13	75	3:27	Touchdown
11/05/17	vs. Washington	13	71	6:45	Touchdown
11/09/17	at Arizona	13	66	5:08	Downs
12/10/17	at Jacksonville	13	65	7:31	Field Goal

### Most Net Yards

Date	Team	Net Yards	# of Plays	Time	Result
10/29/17	vs. Houston	84	11	5:06	Touchdown
10/29/17	vs. Houston	82	8	4:00	Touchdown
12/03/17	vs. Philadelphia	81	7	3:48	Touchdown
10/01/17	vs. Indianapolis	80	12	7:00	Touchdown
10/08/17	at L.A. Rams	79	10	3:57	Touchdown

### Longest Time of Possession

Date	Team	Time	Net Yards	# of Plays	Result
12/10/17	at Jacksonville	7:31	65	13	Field Goal
12/03/17	vs. Philadelphia	7:19	75	16	Field Goal
10/01/17	vs. Indianapolis	7:00	80	12	Touchdown
11/05/17	vs. Washington	6:45	71	13	Touchdown
09/24/17	at Tennessee	6:30	49	12	Field Goal

# Inside 20

Date	Teams	Scores/ Trips	TD	FG/ Att	Points	Int	Fum	Downs	Clock
9/10	Seattle	2 / 2	0	2 / 2	6	0	0	0	0
	at Green Bay	1 / 1	1	0 / 0	7	0	0	0	0
9/17	Seattle	3 / 3	1	2 / 2	12	0	0	0	0
	San Francisco	3 / 3	0	3 / 3	9	0	0	0	0
9/24	Seattle	3 / 4	3	0 / 0	21	0	0	1	0
	at Tennessee	3 / 3	0	3 / 3	9	0	0	0	0
10/1	Seattle	1 / 2	1	0 / 1	7	0	0	0	0
	Indianapolis	2 / 2	2	0 / 0	13	0	0	0	0
10/8	Seattle	2 / 3	1	1 / 1	10	1	0	0	0
	at L.A. Rams	1 / 4	0	1 / 2	3	1	1	0	0
10/22	Seattle	2 / 3	2	0 / 0	14	0	0	1	0
	at N.Y. Giants	1 / 1	1	0 / 0	7	0	0	0	0
10/29	Seattle	5 / 5	3	2 / 2	27	0	0	0	0
	Houston	3 / 3	2	1 / 1	17	0	0	0	0
11/5	Seattle	1 / 2	1	0 / 1	6	0	0	0	0
	Washington	3 / 3	2	1 / 1	17	0	0	0	0
11/9	Seattle	4 / 4	2	2 / 2	20	0	0	0	0
	at Arizona	2 / 3	2	0 / 0	13	0	0	1	0
11/20	Seattle	5 / 6	2	3 / 3	23	0	0	1	0
	Atlanta	3 / 3	2	1 / 1	17	0	0	0	0
11/26	Seattle	4 / 4	3	1 / 1	24	0	0	0	0
	at San Francisco	1 / 1	1	0 / 0	7	0	0	0	0
12/3	Seattle	3 / 3	3	0 / 0	21	0	0	0	0
	Philadelphia	1 / 2	0	1 / 1	3	0	1	0	0
12/10	Seattle	1 / 1	0	1 / 1	3	0	0	0	0
	at Jacksonville	3 / 4	2	1 / 1	17	0	0	0	1
12/17	Seattle								
	L.A. Rams								
12/24	Seattle								
	at Dallas								
12/31	Seattle								
	Arizona								
<b>Totals</b>	<b>Seahawks</b>	<b>36 / 42</b>	<b>22</b>	<b>14 / 16</b>	<b>194</b>	<b>1</b>	<b>0</b>	<b>3</b>	<b>0</b>
	<b>Opponents</b>	<b>27 / 33</b>	<b>15</b>	<b>12 / 13</b>	<b>139</b>	<b>1</b>	<b>2</b>	<b>1</b>	<b>1</b>

# Third Down Efficiency

*Yards to go...*

Date	Teams	1	2	3	4	5	6	7	8	9	10+	Total	Pct.
9/10	Seattle	1 / 1	0 / 1	2 / 4	0 / 0	0 / 0	0 / 1	0 / 0	0 / 0	0 / 0	0 / 5	3 / 12	25%
	at Green Bay	0 / 0	2 / 2	0 / 0	3 / 3	1 / 1	0 / 0	0 / 4	0 / 0	0 / 0	3 / 6	9 / 16	56%
9/17	Seattle	1 / 1	2 / 2	0 / 1	0 / 0	0 / 0	2 / 3	1 / 3	1 / 3	0 / 2	1 / 4	8 / 19	42%
	San Francisco	0 / 2	1 / 1	0 / 0	0 / 0	0 / 0	0 / 3	0 / 0	0 / 1	0 / 1	1 / 4	2 / 12	17%
9/24	Seattle	0 / 1	1 / 1	1 / 1	2 / 2	0 / 0	0 / 1	0 / 1	0 / 0	0 / 1	0 / 6	4 / 14	29%
	at Tennessee	0 / 0	1 / 2	1 / 2	0 / 2	1 / 2	0 / 0	0 / 1	0 / 0	0 / 0	1 / 5	4 / 14	29%
10/1	Seattle	1 / 2	3 / 3	1 / 1	1 / 2	0 / 1	0 / 0	0 / 1	2 / 2	1 / 1	1 / 2	10 / 15	67%
	Indianapolis	2 / 2	1 / 2	0 / 2	0 / 1	0 / 0	2 / 2	0 / 0	0 / 2	0 / 1	1 / 3	6 / 14	43%
10/8	Seattle	1 / 1	2 / 3	0 / 1	3 / 3	0 / 0	0 / 1	1 / 3	0 / 0	0 / 0	1 / 5	8 / 17	47%
	at L.A. Rams	0 / 1	1 / 1	0 / 0	2 / 2	0 / 0	0 / 0	0 / 0	2 / 3	0 / 1	3 / 7	8 / 15	53%
10/22	Seattle	0 / 0	0 / 1	0 / 0	3 / 3	1 / 1	1 / 2	0 / 2	1 / 1	0 / 0	0 / 3	6 / 13	46%
	at N.Y. Giants	0 / 1	0 / 1	0 / 0	0 / 1	1 / 2	0 / 1	0 / 0	1 / 2	0 / 0	0 / 4	2 / 12	17%
10/29	Seattle	1 / 2	1 / 1	2 / 3	0 / 0	0 / 0	0 / 1	0 / 1	1 / 1	0 / 0	0 / 3	5 / 12	42%
	Houston	0 / 0	0 / 0	0 / 0	0 / 1	0 / 1	1 / 3	0 / 1	0 / 0	0 / 0	1 / 4	2 / 10	20%
11/5	Seattle	2 / 3	0 / 0	1 / 1	0 / 0	0 / 0	0 / 0	1 / 3	0 / 0	0 / 0	1 / 5	5 / 14	36%
	Washington	1 / 1	0 / 0	1 / 1	2 / 2	0 / 0	0 / 0	0 / 0	0 / 1	0 / 1	0 / 7	4 / 13	31%
11/9	Seattle	1 / 1	1 / 1	1 / 1	0 / 0	0 / 1	0 / 1	0 / 1	0 / 1	0 / 0	0 / 6	3 / 13	23%
	at Arizona	2 / 2	1 / 1	0 / 1	0 / 1	0 / 0	0 / 1	1 / 1	0 / 1	0 / 1	2 / 6	6 / 15	40%
11/20	Seattle	1 / 3	0 / 0	1 / 1	0 / 0	1 / 1	0 / 0	0 / 0	0 / 0	0 / 0	2 / 7	5 / 12	42%
	Atlanta	1 / 1	1 / 1	0 / 2	0 / 0	2 / 2	1 / 1	1 / 1	2 / 3	0 / 0	1 / 3	9 / 14	64%
11/26	Seattle	0 / 0	0 / 0	0 / 1	0 / 2	2 / 3	0 / 1	1 / 2	0 / 0	1 / 1	1 / 3	5 / 13	38%
	at San Francisco	2 / 2	1 / 1	0 / 1	0 / 0	1 / 5	0 / 2	0 / 1	0 / 0	1 / 1	0 / 3	5 / 16	31%
12/3	Seattle	1 / 1	0 / 0	0 / 0	0 / 1	1 / 1	0 / 1	2 / 3	1 / 2	0 / 0	1 / 3	6 / 12	50%
	Philadelphia	2 / 2	2 / 4	0 / 1	1 / 1	0 / 0	1 / 5	0 / 0	0 / 0	0 / 0	2 / 3	8 / 16	50%
12/10	Seattle	0 / 1	0 / 0	1 / 2	0 / 1	0 / 0	0 / 0	0 / 0	0 / 1	1 / 2	0 / 2	2 / 9	22%
	at Jacksonville	0 / 1	0 / 0	1 / 1	1 / 3	1 / 2	0 / 0	0 / 1	0 / 1	0 / 0	1 / 3	4 / 12	33%
12/17	Seattle												
	L.A. Rams												
12/24	Seattle												
	at Dallas												
12/31	Seattle												
	Arizona												
<b>Totals</b>	<b>Seahawks</b>	<b>10 / 17</b>	<b>10 / 13</b>	<b>10 / 17</b>	<b>9 / 14</b>	<b>5 / 8</b>	<b>3 / 12</b>	<b>6 / 20</b>	<b>6 / 11</b>	<b>3 / 7</b>	<b>8 / 54</b>	<b>70 / 175</b>	<b>40%</b>
	<b>Opponents</b>	<b>10 / 15</b>	<b>11 / 16</b>	<b>3 / 11</b>	<b>9 / 17</b>	<b>7 / 15</b>	<b>5 / 18</b>	<b>2 / 10</b>	<b>5 / 14</b>	<b>1 / 6</b>	<b>16 / 58</b>	<b>69 / 179</b>	<b>39%</b>

# Passer Ratings

Date	Teams	Attempts	Completions	Pct.	Yards	TD	INT	Rating
9/10	Seattle	27	14	52%	158	0	0	69.7
	at Green Bay	42	28	67%	311	1	1	86.5
9/17	Seattle	39	23	59%	198	1	0	80.9
	San Francisco	27	15	56%	99	0	1	48.2
9/24	Seattle	49	29	59%	373	4	0	110.3
	at Tennessee	32	20	63%	225	2	0	104.3
10/1	Seattle	26	21	81%	295	2	2	107.3
	Indianapolis	29	16	55%	157	1	1	67.7
10/8	Seattle	38	24	63%	198	1	2	63.3
	at L.A. Rams	47	22	47%	288	0	2	48.9
10/22	Seattle	39	27	69%	334	3	0	121.1
	at N.Y. Giants	39	19	49%	134	1	0	65.5
10/29	Seattle	41	26	63%	452	4	1	123.2
	Houston	30	19	63%	402	4	3	106.9
11/5	Seattle	45	24	53%	297	2	2	70.3
	Washington	31	21	68%	247	0	0	91.7
11/9	Seattle	32	22	69%	238	2	0	111.2
	at Arizona	47	24	51%	273	1	0	75.9
11/20	Seattle	43	27	63%	254	2	1	84.8
	Atlanta	27	19	70%	195	2	0	115.5
11/26	Seattle	34	20	59%	228	2	1	86.4
	at San Francisco	40	24	60%	219	1	1	72.8
12/3	Seattle	31	20	65%	227	3	0	118.6
	Philadelphia	45	29	64%	348	1	1	86.2
12/10	Seattle	31	17	55%	271	3	3	76.9
	at Jacksonville	27	18	67%	268	2	0	123.7
12/17	Seattle							
	L.A. Rams							
12/24	Seattle							
	at Dallas							
12/31	Seattle							
	Arizona							
<b>Totals</b>	<b>Seahawks</b>	<b>475</b>	<b>294</b>	<b>62%</b>	<b>3523</b>	<b>29</b>	<b>12</b>	<b>94.4</b>
	<b>Opponents</b>	<b>463</b>	<b>274</b>	<b>59%</b>	<b>3166</b>	<b>16</b>	<b>10</b>	<b>82.4</b>



# Superlatives

<b>Overall</b>	8-5	<b>When Leading at Halftime</b>	3-1
Home	4-2	<b>When Trailing at Halftime</b>	2-4
Road	4-3	<b>When Leading After 3 Quarters</b>	7-0
		<b>When Trailing After 3 Quarters</b>	0-5
<b>By Month</b>		<b>When Tied After 3 Quarters</b>	0-1
September	1-2		
October	4-0	<b>When Scoring...</b>	
November	2-2	First	5-2
December	1-1	Less than 20	2-2
January	0-0	20+	6-3
<b>Turf</b>		<b>When Outrushing Opponents</b>	4-3
Artificial	5-2		
Natural	3-3	<b>When + in Time of Possession</b>	5-1
		<b>When - in Time of Possession</b>	3-4
<b>Indoors</b>	0-0	<b>When = in Time of Possession</b>	0-0
<b>Vs. AFC</b>	2-2	<b>When + in Takeaway/Giveaway</b>	5-0
North	0-0	<b>When - in Takeaway/Giveaway</b>	0-3
West	0-0	<b>When = in Takeaway/Giveaway</b>	3-2
East	0-0		
South	2-2	<b>With a 100-Yard Rusher</b>	0-0
		<b>With a 100-Yard Receiver</b>	1-2
<b>Vs. NFC</b>	6-3	<b>With a 300-Yard Passer</b>	2-1
North	0-1		
West	4-0	<b>Versus a 100-Yard Rusher</b>	1-2
East	2-1	<b>Versus a 100-Yard Receiver</b>	3-0
South	0-1	<b>Versus a 300-Yard Passer</b>	2-1

# Weekly Team Rankings

## NFL

## NFC

Week	OFFENSE			DEFENSE			Week	OFFENSE			DEFENSE		
	Total	Rush	Pass	Total	Rush	Pass		Total	Rush	Pass	Total	Rush	Pass
1	25T	14	27	23	16	25	1	14	5	15	12	10	12
2	26	13	29	15	23	10	2	14	3	15	8	12	5
3	15	18T	17	23	30	8	3	10	9T	11	14	15	4
4	10	11	13	14	27	4	4	8	4	10	8	14	1
5	15	15	18	17	26	7	5	10	8	13	8	14	3
6	16	15	16	15	26	9	6	10	9	11	7	15	3
7	13	18	11	8	17T	8	7	9	9	7	4	9T	2
8	7	21	3	17	20	12	8	5	11	2	9	11	5
9	4	19	2	13	15	13	9	3	9	1	6	8	7
10	7	22	2	12	9	13	10	4	11	1	7	5	7
11	7	17	3	9	9	13	11	5	9	2	4	4	7
12	8	20	7	8	9	10	12	6	10	4	4	4	4
13	10	21	8	9	7	14	13	6	10	5	5	4	8
14	10	18	7	13	8	16	14	6	10	4	7	5	9
15							15						
16							16						
17							17						

T = Tied for position

*Italics = Bye week*

# Individual Highs

## SCORING

(non kicker)

<b>POINTS</b>	<b>Seahawks:</b> 12 4 Times (Last: J.Graham at Ari)	11/9
	<b>Opponents:</b> 12 2 Times (Last: R. Kelley vs. Was)	11/5

<b>LONGEST TD</b>	<b>Seahawks:</b> 78 E. Thomas vs. Houston (Int. ret.)	10/29
	<b>Opponents:</b> 75 2 Times (Last: K. Cole at Jax)	12/10

## RUSHING

<b>ATTEMPTS</b>	<b>Seahawks:</b> 20 C. Carson vs. San Francisco	9/17
	<b>Opponents:</b> 24 L. Fournette at Jacksonville	12/10

<b>YARDS</b>	<b>Seahawks:</b> 93 C. Carson vs. San Francisco	9/17
	<b>Opponents:</b> 115 D. Murray at Tennessee	9/24

<b>LONGEST, NO TD</b>	<b>Seahawks:</b> 23 T. Rawls at Arizona	11/9
	<b>Opponents:</b> 61 C. Hyde vs. San Francisco	9/17

<b>TOUCHDOWNS</b>	<b>Seahawks:</b> 1 4 Times (Last: R. Wilson at San Fran)	11/26
	<b>Opponents:</b> 2 R. Kelley vs. Washington	11/5

<b>LONGEST TD</b>	<b>Seahawks:</b> 30 J. McKissic vs. Indianapolis	10/1
	<b>Opponents:</b> 75 D. Murray at Tennessee	9/24

## PASSING

<b>ATTEMPTS</b>	<b>Seahawks:</b> 49 R. Wilson at Tennessee	9/24
	<b>Opponents:</b> 47 2 times (Last: D. Stanton at Ari)	11/9

<b>COMPLETIONS</b>	<b>Seahawks:</b> 29 R. Wilson at Tennessee	9/24
	<b>Opponents:</b> 29 C. Wentz vs. Philadelphia	12/3

<b>YARDS</b>	<b>Seahawks:</b> 452 R. Wilson vs. Houston	10/29
	<b>Opponents:</b> 402 D. Watson vs. Houston	10/29

<b>COMPLETION PCT.</b>	<b>Seahawks:</b> 80.8 R. Wilson vs. Indianapolis	10/1
	<b>Opponents:</b> 70.4 M. Ryan vs. Atlanta	11/20

<b>LONGEST, NO TD</b>	<b>Seahawks:</b> 66 R. Wilson vs. Houston	10/29
	<b>Opponents:</b> 51 C. Wentz vs. Philadelphia	12/3

<b>PASSER RATING</b>	<b>Seahawks:</b> 123.2 R. Wilson vs. Houston	10/29
	<b>Opponents:</b> 123.7 B. Bortles at Jacksonville	12/10

<b>TOUCHDOWNS</b>	<b>Seahawks:</b> 4 2 Times (Last: R. Wilson vs. Hou)	10/29
	<b>Opponents:</b> 4 D. Watson vs. Houston	10/29

<b>LONGEST TD</b>	<b>Seahawks:</b> 74 R. Wilson at Jacksonville	12/10
	<b>Opponents:</b> 75 B. Bortles at Jacksonville	12/10

<b>INTERCEPTIONS</b>	<b>Seahawks:</b> 3 R. Wilson at Jacksonville	12/10
	<b>Opponents:</b> 3 D. Watson vs. Houston	10/29

## RECEIVING

<b>RECEPTIONS</b>	<b>Seahawks:</b> 10 D. Baldwin at Tennessee	9/24
	<b>Opponents:</b> 10 L. Fitzgerald at Arizona	11/9

<b>YARDS</b>	<b>Seahawks:</b> 121 T. Lockett vs. Houston	10/29
	<b>Opponents:</b> 224 D. Hopkins vs. Houston	10/29

<b>LONGEST, NO TD</b>	<b>Seahawks:</b> 66 T. Madden vs. Houston	10/29
	<b>Opponents:</b> 51 N. Agholor vs. Philadelphia	12/3

<b>TOUCHDOWNS</b>	<b>Seahawks:</b> 2 3 times (Last: J. Graham at Ari)	11/9
	<b>Opponents:</b> 2 W. Fuller vs. Houston	10/29

<b>LONGEST TD</b>	<b>Seahawks:</b> 74 T. Lockett at Jacksonville	12/10
	<b>Opponents:</b> 75 K. Cole at Jacksonville	12/10

## INTERCEPTIONS

<b>INTERCEPTIONS</b>	<b>Seahawks:</b> 2 R. Sherman vs. Houston	10/29
	<b>Opponents:</b> 2 A. Bouye at Jacksonville	12/10

<b>YARDS</b>	<b>Seahawks:</b> 78 E. Thomas vs. Houston	10/29
	<b>Opponents:</b> 69 J. Johnson at L.A. Rams	10/8

<b>LONGEST</b>	<b>Seahawks:</b> 78 E. Thomas vs. Houston	10/29
	<b>Opponents:</b> 69 J. Johnson at L.A. Rams	10/8

<b>TOUCHDOWNS</b>	<b>Seahawks:</b> 1 2 Times (Last: E. Thomas vs. Hou)	10/29
	<b>Opponents:</b> None	

## PUNT RETURNS

<b>RETURNS</b>	<b>Seahawks:</b> 5 T. Lockett vs. Washington	11/5
	<b>Opponents:</b> 6 K. Williams at Arizona	11/9

<b>FAIR CATCHES</b>	<b>Seahawks:</b> 5 T. Lockett at San Francisco	11/26
	<b>Opponents:</b> 3 K. Barner vs. Philadelphia	12/3

<b>YARDS</b>	<b>Seahawks:</b> 45 T. Lockett vs. Washington	11/5
	<b>Opponents:</b> 72 J. Mickens at Jacksonville	12/10

<b>LONGEST</b>	<b>Seahawks:</b> 21 T. Lockett vs. Washington	11/5
	<b>Opponents:</b> 72 J. Mickens at Jacksonville	12/10

<b>TOUCHDOWNS</b>	<b>Seahawks:</b> None	
	<b>Opponents:</b> None	

## KICKOFF RETURNS

<b>RETURNS</b>	<b>Seahawks:</b> 5 T. Lockett vs. Atlanta	11/20
	<b>Opponents:</b> 5 2 times (Last: A Roberts vs. Atl)	11/20

<b>YARDS</b>	<b>Seahawks:</b> 197 T. Lockett vs. Atlanta	11/20
	<b>Opponents:</b> 107 A. Roberts vs. Atlanta	11/20

<b>LONGEST</b>	<b>Seahawks:</b> 57 T. Lockett vs. Atlanta	11/20
	<b>Opponents:</b> 50 A. Roberts vs. Atlanta	11/20

<b>TOUCHDOWNS</b>	<b>Seahawks:</b> None	
	<b>Opponents:</b> None	

# Top Performances

## Seattle:

100 Yards Rushing							
Player	Game	Date	Att.	Yds	Avg.	LG	TD
300 Yards Passing							
Player	Game	Date	Att.	Comp.	Yds.	TD	Int
Russell Wilson	vs. Hou	10/29	41	26	452	4	1
Russell Wilson	at Ten	9/24	49	29	373	4	0
Russell Wilson	at NYG	10/22	39	27	334	3	0
100 Yards Receiving							
Player	Game	Date	No.	Yds.	LG	TD	
Tyler Lockett	vs. Hou	10/29	6	121	54	0	
Doug Baldwin	vs. Was	11/5	7	108	30t	1	
Paul Richardson	vs. Hou	10/29	6	105	48	2	
Doug Baldwin	at Ten	9/24	10	105	36	1	
Multi-Sack Games							
Player	Game	Date	No.				
Frank Clark	vs. Hou	10/29	2.0				
Dwight Freeney	vs. Was	11/5	2.0				
Frank Clark	vs. Phi	12/3	2.0				
Michael Bennett	vs. Hou	10/29	1.5				
Michael Bennett	at GB	9/10	1.5				
Marcus Smith	vs. Ind	10/1	1.5				

## Opponents:

100 Yards Rushing							
Player	Game	Date	Att.	Yds	Avg.	LG	TD
DeMarco Murray	at Ten	9/24	14	115	8.2	75t	1
Carlos Hyde	vs. SF	9/17	15	124	8.3	61	0
Leonard Fournette	at Jax	12/10	24	101	4.2	15	1
300 Yards Passing							
Player	Game	Date	Att.	Comp.	Yds.	TD	Int
Deshaun Watson	vs. Hou	10/29	30	19	402	4	3
Carson Wentz	vs. Phi	12/3	45	29	348	1	1
Aaron Rodgers	at GB	9/10	42	28	311	1	1
100 Yards Receiving							
Player	Game	Date	No.	Yds.	LG	TD	
Deandre Hopkins	vs. Hou	10/29	8	224	72t	1	
Nelson Agholor	vs. Phi	12/3	7	141	51	1	
Will Fuller	vs. Hou	10/29	5	125	59t	2	
Larry Fitzgerald	at Ari	11/9	10	113	18	0	
Multi-Sack Games							
Player	Game	Date	No.				
Mike Daniels	at GB	9/10	1.5				
Nick Perry	at GB	9/10	1.5				
Brandon Graham	vs. Phi	12/3	1.5				



# Miscellaneous Statistics

## DRIVE ENGINEERING

QB	Drives				Drives Ended By...						POINTS	POINTS	DRIVE
	Started	TD	FG	FGA	Punt	Down	Trn	Saf	Gm	Hlf	Yld	Drive	Eff
R. Wilson	157	33	20	27	58	4	15	1	5	3	289	1.8	0.338
A. Davis	1	0	0	0	0	0	0	0	1	0	0	0.0	0.000
SEATTLE	158	33	20	27	68	4	15	1	6	3	289	1.8	0.335
OPPONENTS	157	26	21	23	72	7	18	2	5	3	243	1.5	0.299

## YARDS GAINED BY DOWN

TEAM	1st Down			2nd Down			3rd Down			4th Down			Season		
	Att	Yds	Avg	Att	Yds	Avg	Att	Yds	Avg	Att	Yds	Avg	Att	Yds	Avg
SEATTLE	382	1969	5.2	280	1828	6.5	175	861	4.9	8	47	5.9	845	4705	5.6
OPPONENTS	373	1764	4.7	276	1481	5.4	180	985	5.5	11	49	4.5	840	4279	5.1

## FIRST DOWN TENDENCIES

TEAM	Rushing			Passing			Overall			Times Gained...			
	Plays	Yds	Avg	Plays	Yds	Avg	Plays	Yds	Avg	10+	5+	0	Neg
SEATTLE	187	633	3.4	195	1336	6.9	382	1969	5.2	182	168	222	86
OPPONENTS	192	628	3.3	181	1136	6.3	373	1764	4.7	170	151	213	95

## THIRD DOWN EFFICIENCY

TEAM	3rd Down Situation											TOTAL	PCT
	1	2	3	4	5	6	7	8	9	10+			
SEATTLE	10 / 17	10 / 13	10 / 17	9 / 14	5 / 8	3 / 12	6 / 20	6 / 11	3 / 7	8 / 54	70 / 175	40.0%	
OPPONENTS	10 / 15	11 / 16	3 / 11	9 / 17	7 / 15	5 / 18	2 / 10	5 / 14	1 / 6	16 / 58	69 / 179	38.5%	

## INSIDE THE 20

	NO	TD	FG	FGA	Int	Fmb	Down	Game	Half	Points
SEATTLE	42	22	14	16	1	0	3	0	0	194
OPPONENTS	33	15	12	13	1	2	1	1	0	139

## GOAL-TO-GO

	NO	TD	FG	FGA	Int	Fmb	Down	Game	Half	Points
SEATTLE	19	13	5	5	0	0	1	0	0	106
OPPONENTS	14	12	1	1	0	1	0	0	0	85

## TAKEAWAYS / GIVEAWAYS

	NO	Resulting in...	TD	FG	FGA	Saf	Int	Fmb	Punt	Down	Gm	Half	Points
TAKEAWAYS	20		8	4	4	0	1	0	6	0	1	0	68
	NO	Resulting in...	TD	FG	FGA	Saf	Int	Fmb	Punt	Down	Gm	Half	Points
GIVEAWAYS	15		6	2	2	0	0	0	5	0	0	0	58

## KICKOFF ANALYSIS

	Total	Return	Touchback	Squib	Onside	Out-of-Bounds	FC	Avg Opp Start
B. Walsh	66	31	34	1	1	1	0	24.1
J. Ryan	1	1	0	0	0	0	0	36.0
TOTAL	67	32	34	1	1	1	0	24.3
OPPONENTS	61	31	28	2	1	1	0	26.0



# Takeaways/Giveaways

Date	Opponent	Takeaways		Giveaways		+/-
		Fumbles	Interceptions	Fumbles	Interceptions	
9/10	at Green Bay	0	1	1	0	0
9/17	San Francisco	0	1	0	0	1
9/24	at Tennessee	0	0	0	0	0
10/1	Indianapolis	1	1	0	2	0
10/8	at L.A. Rams	3	2	0	2	3
10/22	at N.Y. Giants	1	0	1	0	0
10/29	Houston	0	3	0	1	2
11/5	Washington	1	0	0	2	- 1
11/9	at Arizona	1	0	0	0	1
11/20	Atlanta	1	0	1	1	- 1
11/26	at San Francisco	0	1	0	1	0
12/3	Philadelphia	1	1	0	0	2
12/10	at Jacksonville	1	0	0	3	- 2
12/17	L.A. Rams					
12/24	at Dallas					
12/31	Arizona					
<b>Totals</b>		<b>10</b>	<b>10</b>	<b>3</b>	<b>12</b>	<b>5</b>

# Longest Plays

Passes 20+ Yards <i>(Top 5 in bold)</i>		TOP 5	Runs 10+ Yards <i>(Top 5 in bold)</i>	
<b>9/10 at Green Bay</b>		<b>Passes</b>	<b>9/10 at Green Bay</b>	
Russell Wilson to Doug Baldwin	34	74t	<b>Chris Carson</b>	<b>30</b>
Russell Wilson to Paul Richardson	28	66	<b>Russell Wilson</b>	<b>29</b>
		61t	Russell Wilson	11
<b>9/17 vs. San Francisco</b>		54		
Russell Wilson to Tyler Lockett	22	54	<b>9/17 vs. San Francisco</b>	
		53	Chris Carson	16
<b>9/24 at Tennessee</b>			Chris Carson	14
Russell Wilson to C.J. Prosise	46		Chris Carson	12
Russell Wilson to Doug Baldwin	36	<b>Runs</b>	Russell Wilson	11
Russell Wilson to Luke Willson	27t	30		
Russell Wilson to Jimmy Graham	26	30	<b>9/24 at Tennessee</b>	
Russell Wilson to Paul Richardson	22	29	Russell Wilson	11
		23		
<b>10/1 vs. Indianapolis</b>		23		
Russell Wilson to Tyler Lockett	41	22	<b>10/1 vs. Indianapolis</b>	
Russell Wilson to Paul Richardson	37		<b>J.D. McKissic</b>	<b>30t</b>
Russell Wilson to Jimmy Graham	33		<b>Russell Wilson</b>	<b>23t</b>
Russell Wilson to Doug Baldwin	27		<b>Tyler Lockett</b>	<b>22</b>
Russell Wilson to J.D. McKissic	27t		Eddie Lacy	19
Russell Wilson to Paul Richardson	21			
			<b>10/8 at Los Angeles Rams</b>	
<b>10/8 at Los Angeles Rams</b>				
Russell Wilson to J.D. McKissic	21		<b>10/22 at New York Giants</b>	
			Eddie Lacy	12
<b>10/22 at New York Giants</b>			J.D. McKissic	10
Russell Wilson to Paul Richardson	38t			
Russell Wilson to Doug Baldwin	32		<b>10/29 vs. Houston Texans</b>	
Russell Wilson to Jimmy Graham	29		Russell Wilson	21
Russell Wilson to Paul Richardson	23		Russell Wilson	11
Russell Wilson to Doug Baldwin	22t			
Russell Wilson to Jimmy Graham	21		<b>11/5 vs. Washington Redskins</b>	
			Russell Wilson	13
<b>10/29 vs. Houston Texans</b>			Russell Wilson	13
<b>Russell Wilson to Tre Madden</b>	<b>66</b>		Thomas Rawls	11
<b>Russell Wilson to Tyler Lockett</b>	<b>54</b>		Russell Wilson	11
<b>Russell Wilson to Tanner McEvoy</b>	<b>53</b>		Russell Wilson	11
<b>Russell Wilson to Paul Richardson</b>	<b>48</b>		Russell Wilson	11
Russell Wilson to Tyler Lockett	27			
Russell Wilson to Paul Richardson	20t		<b>11/9 at Arizona Cardinals</b>	
			<b>Thomas Rawls</b>	<b>23</b>
<b>11/5 vs. Washington Redskins</b>			J.D. McKissic	17
Russell Wilson to Doug Baldwin	30t		Russell Wilson	10
Russell Wilson to Paul Richardson	26			
Russell Wilson to Doug Baldwin	23		<b>11/20 vs. Atlanta Falcons</b>	
Russell Wilson to Thomas Rawls	22		Russell Wilson	17
Russell Wilson to Jimmy Graham	21		Russell Wilson	16
Russell Wilson to Doug Baldwin	20		Russell Wilson	15
			Mike Davis	13
<b>11/9 at Arizona Cardinals</b>			Russell Wilson	13
<b>Russell Wilson to Doug Baldwin</b>	<b>54</b>		Russell Wilson	10
Russell Wilson to Paul Richardson	43			

**Passes 20+ continued...****11/20 vs. Atlanta Falcons**

Russell Wilson to Doug Baldwin	29t
Russell Wilson to Mike Davis	21
Russell Wilson to Mike Davis	20

**11/26 at San Francisco 49ers**

Russell Wilson to Paul Richardson	26
Russell Wilson to Jimmy Graham	25
Russell Wilson to Tanner McEvoy	24
Russell Wilson to Doug Baldwin	23
Russell Wilson to Paul Richardson	21

**12/3 vs. Philadelphia Eagles**

Russell Wilson to Doug Baldwin	47
Russell Wilson to Mike Davis	23
Russell Wilson to Nick Vannett	21

**12/10 at Jacksonville Jaguars**

<b>Russell Wilson to Tyler Lockett</b>	<b>74t</b>
<b>Russell Wilson to Paul Richardson</b>	<b>61t</b>
Russell Wilson to Doug Baldwin	43
Russell Wilson to Doug Baldwin	26t

**Runs 10+ continued...****11/26 at San Francisco 49ers**

J.D. McKissic	14
Eddie Lacy	11
Russell Wilson	11

**12/3 vs. Philadelphia Eagles**

Mike Davis	22
Russell Wilson	10

**12/10 at Jacksonville Jaguars**

Mike Davis	21
Russell Wilson	19
Mike Davis	13
Russell Wilson	12
Mike Davis	12
Russell Wilson	11
Tyler Lockett	10
Mike Davis	10



75

## ODAY ABOUSHI

GUARD/TACKLE


Height	6-5
Weight	315
College	Virginia
Seasons	NFL 5th, Seahawks 1st
Born	June 5, 1991
Hometown	Brooklyn, N.Y.
Pronunciation	OH-day ah-B00-shee

### ABOUSHI'S 2017 SEASON

at GB (9/10): Saw limited action on special teams. SF (9/17): Inactive. at Ten (9/24): Made first start of the season at RG. Indy (10/1): Started at RG and helped lead team to 477 total yards, including a season high 194 rushing yards. Hou (10/29): Helped block for Russell Wilson who set a franchise record with 452 passing yards. Atl (11/20): Left the game (shoulder) in the second half and did not return. Was replaced at RG by Mark Glowinski. at SF (11/26): Inactive (shoulder). Phi (12/3): Inactive (shoulder). at Jax (12/10): Inactive (shoulder).

### ABOUSHI'S NFL RECORD

Year	Team	GP/GS	Postseason
2013	N.Y. Jets	0/0	
2014	N.Y. Jets	15/10	
2015	N.Y. Jets	0/0	
	Houston	7/5	0/0
2016	Houston	4/3	2/0
2017	Seattle	9/8	
<b>NFL TOTALS</b>		<b>35/26</b>	<b>2/0</b>



58

## D.J. ALEXANDER

LINEBACKER

Height	6-2
Weight	233
College	Oregon State
Seasons	NFL 3rd, Seahawks 1st
Born	September 30, 1991
Hometown	Long Beach, Calif.

### ALEXANDER'S 2017 SEASON

at GB (9/10): Saw action on special teams and had one tackle. SF (9/17): Saw action on special teams. at Ten (9/24): Inactive (hamstring). Indy (10/1): Saw action on special teams. at LA Rams (10/8): Saw action on special teams. at NYG (10/22): Saw action on special teams and deflected a punt that only netted 16 yards. at SF (11/26): Inactive (shoulder). at Jax (12/10): Pressed into action at LB after both Bobby Wagner (hamstring) and K.J. Wright (concussion) left the game. Ended with two solo tackles and a special teams tackle.

### ALEXANDER'S 2017 GAME-BY-GAME

Game	G/S	T	S	A	QB	Yds.	QH	Int.	Yds.	PD	FF	FR	Yds.
Games 1-2	2/0	Special Teams Only											
at Ten (9/24)	0/0	Inactive (hamstring)											
Games 4-10	7/0	Special Teams Only											
at SF (11/26)	0/0	Inactive (shoulder)											
Phi (12/3)	1/0	Special Teams Only											
at Jax (12/10)	1/0	2	2	0	0.0	0.0	0	0	0	0	0	0	0
<b>Totals</b>	<b>11/0</b>	<b>2</b>	<b>2</b>	<b>0</b>	<b>0.0</b>	<b>0.0</b>	<b>0</b>	<b>0</b>	<b>0</b>	<b>0</b>	<b>0</b>	<b>0</b>	<b>0</b>

**Special Teams Tackles: 7**

### ALEXANDER'S NFL RECORD

Club	G/S	Tackles			Sacks		Interceptions									
		Tkl	So	Ast	QB	Yds	No	Yds	Avg	LG	TD	PD	FF	FR	Yds	
2015 K.C.	16/0	2	1	1	0.0	0.0	0	0	0.0	0	0	0	0	0	0	0
2016 K.C.	16/1	5	5	0	0.0	0.0	0	0	0.0	0	0	0	1	0	0	
2017 Seattle	11/0	2	2	0	0.0	0.0	0	0	0.0	0	0	0	0	0	0	
<b>NFL TOTALS</b>	<b>43/1</b>	<b>9</b>	<b>8</b>	<b>1</b>	<b>0.0</b>	<b>0.0</b>	<b>0</b>	<b>0</b>	<b>0.0</b>	<b>0</b>	<b>0</b>	<b>0</b>	<b>1</b>	<b>0</b>	<b>0</b>	

### POSTSEASON

Club	G/S	Tackles			Sacks		Interceptions								
		Tkl	So	Ast	QB	Yds	No	Yds	Avg	LG	TD	PD	FF	FR	Yds
2015 K.C.	2/0	0	0	0	0.0	0.0	0	0	0.0	0	0	0	0	0	0
2016 K.C.	1/0	0	0	0	0.0	0.0	0	0	0.0	0	0	0	0	0	0
<b>NFL TOTALS</b>	<b>3/0</b>	<b>0</b>	<b>0</b>	<b>0</b>	<b>0.0</b>	<b>0.0</b>	<b>0</b>	<b>0</b>	<b>0.0</b>	<b>0</b>	<b>0</b>	<b>0</b>	<b>0</b>	<b>0</b>	<b>0</b>

### ALEXANDER'S SINGLE-GAME HIGHS

**Tackles:** 4 vs. Tennessee (12/18/16)

**FF:** 1 vs. Jacksonville (11/6/16)

**Sacks:** None

**FR:** None

**INT:** None

### ADDITIONAL STATS

**Special Teams Tackles:** 2015 (1), 2016 (12), 2017 (7); **Career:** (30).

**Postseason Special Teams Tackles:** 2015 (1), 2016 (0); **Career:** (1).



56

## CLIFF AVRIL

### DEFENSIVE END

**Height** 6-3

**Weight** 260

**College** Purdue

**Seasons** NFL 10th, Seahawks 5th

**Born** April 8, 1986

**Hometown** Green Cove Springs, Fla.

## AVRIL'S 2017 SEASON

Placed on injured reserve (neck) October 20. **at GB (9/10):** Collected a sack and two QB hits. **Indy (10/1):** Left the game with a neck injury and did not return. **at LA (10/8):** Inactive (neck).

### AVRIL'S 2017 GAME-BY-GAME

Game	G/S	T	S	A	QB	Yds.	QH	Int.	Yds.	PD	FF	FR	Yds.
at GB (9/10)	1/1	1	1	0	1.0	6.0	2	0	0	0	0	0	0
SF (9/17)	1/1	0	0	0	0.0	0.0	0	0	0	0	0	0	0
at Ten (9/24)	1/1	1	1	0	0.0	0.0	0	0	0	0	0	0	0
Indy (10/1)	1/1	0	0	0	0.0	0.0	0	0	0	0	0	0	0
at LA (10/8)		Inactive (neck)											
<b>Totals</b>	<b>4/4</b>	<b>2</b>	<b>2</b>	<b>0</b>	<b>1.0</b>	<b>6.0</b>	<b>2</b>	<b>0</b>	<b>0</b>	<b>0</b>	<b>0</b>	<b>0</b>	<b>0</b>

## AVRIL'S NFL RECORD

Club	G/S	Tackles			Sacks		Interceptions								
		Tkl	So	Ast	QB	Yds	No	Yds	Avg	LG	TD	PD	FF	FR	Yds
2008 Detroit	15/4	22	17	5	5.0	30.0	0	0	0.0	0	0	0	4	1	10
2009 Detroit	13/11	40	26	14	5.5	37.5	0	0	0.0	0	0	3	3	0	0
2010 Detroit	13/13	31	22	9	8.5	61.0	0	0	0.0	0	0	5	1	1	10
2011 Detroit	16/16	36	29	7	11.0	92.0	1	4	4.0	4t	1	4	6	3	24
2012 Detroit	16/16	34	27	7	9.5	67.0	0	0	0.0	0	0	1	2	0	0
2013 Seattle	15/2	20	14	6	8.0	43.5	0	0	0.0	0	0	4	5	1	0
2014 Seattle	16/16	23	16	7	5.0	28.5	0	0	0.0	0	0	1	1	1	0
2015 Seattle	16/16	47	31	16	9.0	64.0	0	0	0.0	0	0	7	2	0	0
2016 Seattle	16/16	39	20	19	11.5	83.5	0	0	0.0	0	0	3	5	0	0
2017 Seattle	4/4	2	2	0	1.0	6.0	0	0	0.0	0	0	0	0	0	0
<b>NFL TOTALS</b>	<b>140/114</b>	<b>294</b>	<b>204</b>	<b>90</b>	<b>74.0</b>	<b>516.0</b>	<b>1</b>	<b>4</b>	<b>4.0</b>	<b>4t</b>	<b>1</b>	<b>28</b>	<b>29</b>	<b>7</b>	<b>44</b>

### POSTSEASON

Club	G/S	Tackles			Sacks		Interceptions								
		Tkl	So	Ast	QB	Yds	No	Yds	Avg	LG	TD	PD	FF	FR	Yds
2011 Detroit	1/1	2	1	1	0.5	3.0	0	0	0.0	0	0	0	0	0	0
2013 Seattle	3/1	5	4	1	1.5	10.0	0	0	0.0	0	0	3	2	0	0
2014 Seattle	3/3	7	5	2	2.0	15.0	0	0	0.0	0	0	0	0	0	0
2015 Seattle	2/2	8	7	1	1.0	6.0	0	0	0.0	0	0	0	0	0	0
2016 Seattle	2/2	4	4	0	2.0	16.0	0	0	0.0	0	0	0	0	0	0
<b>NFL TOTALS</b>	<b>11/9</b>	<b>26</b>	<b>21</b>	<b>5</b>	<b>7.0</b>	<b>50.0</b>	<b>0</b>	<b>0</b>	<b>0.0</b>	<b>0</b>	<b>0</b>	<b>3</b>	<b>2</b>	<b>0</b>	<b>0</b>

### AVRIL'S SINGLE-GAME HIGHS

**Tackles:** 8, vs. Minnesota (12/12/11)      **FF:** 2, at Denver (10/30/11)  
**Sacks:** 3.0, vs. Chicago (12/5/10)      **FR:** 1, 7 Times, Last at Carolina (10/26/14)  
**INT:** 1, vs. San Diego (12/24/11)      **FR TD:** 1, at Denver (10/30/11)  
**INT TD:** 1, vs. San Diego (12/24/11)

### ADDITIONAL STATS

**Special Teams Tackles:** 2008 (1), 2009 (1), 2010 (1); **Career:** (3).





89

## DOUG BALDWIN

### WIDE RECEIVER

**Height** 5-10  
**Weight** 192  
**College** Stanford  
**Seasons** NFL 7th, Seahawks 7th  
**Born** September 21, 1988  
**Hometown** Gulf Breeze, Fla.

## BALDWIN'S 2017 SEASON

**at GB (9/10):** Led team with 63 yards and tied team high with four receptions. Had a key 34-yard reception with under 1:00 to play in the first half that helped set up the game's first score. **SF (9/17):** Tied for team lead with six receptions. **at Ten (9/24):** Set a season high with 10 receptions totaling 105 yards and a TD. Left the game in the second half with a groin injury. **Indy (10/1):** Battled through a groin injury during the week and started the game totaling three receptions for 35 yards. **at NYG (10/22):** Led team with nine receptions and 92 yards with a TD. **Hou (10/29):** Tied for team lead with six receptions. **Wash (11/5):** Led team with seven receptions and 108 yards (11th of career), including a go-ahead, 30-yard TD with 1:34 left in the game. **at Ariz (11/9):** Led team with 95 yards, including a season-long, 54-yard reception. **Phi (12/3):** Led team with five catches and 84 yards.

2017	Opponent	No	Yds	Avg	LG	TD
09/10	at Green Bay	4	63	15.8	34	0
09/17	San Francisco	6	44	7.3	18	0
09/24	at Tennessee	10	105	10.5	36	1
10/01	Indianapolis	3	35	11.7	27	0
10/08	at L.A. Rams	4	37	9.3	15	0
10/22	at N.Y. Giants	9	92	10.2	32	1
10/29	Houston	6	54	9.0	13	0
11/05	Washington	7	108	15.4	30t	1
11/09	at Arizona	5	95	19.0	54	0
11/20	Atlanta	2	40	20.0	29t	1
11/26	at San Francisco	2	25	12.5	23	0
12/3	Philadelphia	5	84	16.8	47	0
12/10	at Jacksonville	3	78	26.0	43	1
<b>TOTALS (13/13)</b>		<b>66</b>	<b>860</b>	<b>13.0</b>	<b>54</b>	<b>5</b>

## BALDWIN'S NFL RECORD

	Club	G/S	Receiving					Rushing				
			No	Yds	Avg	LG	TD	Att	Yds	Avg	LG	TD
2011	Seattle	16/1	51	788	15.5	55t	4	1	-2	-2.0	-2	0
2012	Seattle	14/4	29	366	12.6	50	3	0	0	0.0	0	0
2013	Seattle	16/9	50	778	15.6	52	5	2	6	3.0	0	0
2014	Seattle	16/16	66	825	12.5	49	3	1	8	8.0	8	0
2015	Seattle	16/16	78	1,069	13.7	80t	14	0	0	0.0	0	0
2016	Seattle	16/15	94	1,128	12.0	59	7	3	2	0.7	4	0
2017	Seattle	13/13	66	860	13.0	54	5	2	-8	-4.0	-3	0
<b>NFL TOTALS</b>		<b>107/74</b>	<b>434</b>	<b>5,814</b>	<b>13.4</b>	<b>80t</b>	<b>41</b>	<b>9</b>	<b>6</b>	<b>0.7</b>	<b>8</b>	<b>0</b>

### POSTSEASON

	Club	G/S	Receiving					Rushing				
			No	Yds	Avg	LG	TD	Att	Yds	Avg	LG	TD
2012	Seattle	2/0	3	45	15.0	33	0	0	0	0.0	0	0
2013	Seattle	3/2	13	202	15.5	51	1	0	0	0.0	0	0
2014	Seattle	3/3	10	147	14.7	35	2	1	0	0.0	0	0
2015	Seattle	2/2	13	124	9.5	22	1	0	0	0.0	0	0
2016	Seattle	2/1	16	184	11.5	42	2	2	7	3.5	6	0
<b>NFL TOTALS</b>		<b>12/8</b>	<b>55</b>	<b>702</b>	<b>12.8</b>	<b>51</b>	<b>6</b>	<b>2</b>	<b>6</b>	<b>3.0</b>	<b>6</b>	<b>0</b>

## BALDWIN'S SINGLE-GAME HIGHS

**Most Receptions:** 13, at Arizona (9/24/16)      **Most Receiving Yards:** 171, at Arizona (9/24/16)  
**Longest Reception:** 80t, vs. Pittsburgh (11/29/15)      **Most Touchdowns:** 3, 2 Times, Last at Balt (12/13/15)

### ADDITIONAL STATS

**Special Teams: 2011:** Blocked punt (1 vs. St. Louis 12/12/11); Kickoff returns (1 for 37 yards vs. St. Louis 12/12/11). **2012:** Tackles 1. Kickoff returns (1 for 3 yards at Carolina 10/7/12). **2013:** Kickoff returns (2 for 57 yards - long 37 - vs. Arizona 12/22/13). **2014:** Kickoff returns (5 for 81 yards - 16.2 avg. - 24 long); Punt returns (6 for 42 yards - 7.0 avg. - 38 long); Blocked punt (1 vs. Dallas 10/12/14).

**Passing: 2016:** 1-1 for 15 yards and a TD; **Career:** 1-1 for 15 yards and a TD.

**Postseason Special Teams: 2014:** Tackles 1. Kickoff returns (3 for 58 yards - 19.3 avg. - 28 long).

## BALDWIN'S GAME-BY-GAME RECEIVING

2011	Opponent	No	Yds	Avg	LG	TD	2012	Opponent	No	Yds	Avg	LG	TD
9/11	at San Francisco	4	83	20.8	55t	1	9/9	at Arizona	2	5	2.5	4	0
9/18	at Pittsburgh	1	4	4.0	4	0	9/16	Dallas	1	8	8.0	8	0
9/25	Arizona	2	23	11.5	20	0	9/24	GB	Inactive (shoulder)				
10/2	Atlanta	5	84	16.8	30	0	9/30	at St. Louis	1	10	10.0	10	0
10/9	at NY Giants	8	136	17.0	27t	1	10/7	at Carolina	3	37	12.3	19	0
10/23	at Cleveland	0	0	0.0	0	0	10/14	New England	2	74	37.0	50	1
10/20	Cincinnati	5	73	14.6	31	0	10/18	at San Francisco	2	15	7.5	8	0
11/6	at Dallas	3	31	10.3	25	0	10/28	at Detroit	Inactive (ankle)				
11/13	Baltimore	1	50	50.0	50	0	11/4	Minnesota	1	6	6.0	6	0
11/20	at St. Louis	3	60	20.0	35	0	11/11	N.Y. Jets	3	42	14.0	18	0
11/27	Washington	5	60	12.0	24	0	11/25	at Miami	1	14	14.0	14	0
12/1	Philadelphia	1	21	21.0	21	0	12/2	at Chicago	4	46	11.5	20	0
12/12	St. Louis	7	93	13.3	29t	1	12/9	Arizona	2	29	14.5	27	0
12/18	at Chicago	1	13	13.0	13	0	12/16	at Buffalo	1	8	8.0	8	0
12/24	San Francisco	2	17	8.5	13t	1	12/23	San Francisco	4	53	13.3	43	2
1/1	at Arizona	3	40	13.3	21	0	12/30	St. Louis	2	19	9.5	12	0
<b>TOTALS (16/1)</b>		<b>51</b>	<b>788</b>	<b>15.5</b>	<b>55t</b>	<b>4</b>	<b>TOTALS (14/4)</b>		<b>29</b>	<b>366</b>	<b>12.6</b>	<b>50</b>	<b>3</b>
	1/6 at Washington	2	39	19.5	33	0		1/13 at Atlanta	1	6	6.0	6	0
	<b>PLAYOFF TOTALS (2/0)</b>		<b>3</b>	<b>45</b>	<b>15.0</b>	<b>33</b>	<b>0</b>						

2013	Opponent	No	Yds	Avg	LG	TD	2014	Opponent	No	Yds	Avg	LG	TD
9/8	at Carolina	7	91	13.0	25	0	9/4	Green Bay	3	14	4.7	6	0
9/15	San Francisco	1	51	51.0	51	0	9/14	at San Diego	3	35	11.7	16	0
9/22	Jacksonville	1	35	35.0	35t	1	9/21	Denver	4	56	14.0	16	0
9/29	at Houston	3	39	13.0	24	0	10/6	at Washington	4	50	12.5	20	0
10/6	at Indianapolis	5	80	16.0	27	0	10/12	Dallas	2	32	16.0	20	0
10/13	Tennessee	4	48	12.0	28	0	10/19	at St. Louis	7	123	17.6	49	1
10/17	at Arizona	1	16	16.0	16	0	10/26	at Carolina	6	61	10.2	18	0
10/28	at St. Louis	1	12	12.0	12	0	11/2	Oakland	5	38	7.6	20	0
11/3	Tampa Bay	6	75	12.5	28	1	11/9	N.Y. Giants	4	31	7.8	14	0
11/10	at Atlanta	5	76	15.2	30	0	11/16	at Kansas City	6	45	7.5	23	1
11/17	Minnesota	2	63	31.5	44	1	11/23	Arizona	2	6	3.0	3	0
12/2	New Orleans	4	77	19.3	52	1	11/27	at San Francisco	2	28	14.0	24	0
12/8	at San Francisco	3	36	12.0	14	0	12/7	at Philadelphia	5	97	19.4	25	1
12/15	at N.Y. Giants	6	71	11.8	25	1	12/14	San Francisco	3	53	17.7	35	0
12/22	Arizona	1	8	8.0	8	0	12/21	at Arizona	7	113	16.1	49	0
12/29	St. Louis	0	0	0.0	0	0	12/28	St. Louis	3	43	14.3	38	0
<b>TOTALS (16/9)</b>		<b>50</b>	<b>778</b>	<b>15.6</b>	<b>52</b>	<b>5</b>	<b>TOTALS (16/16)</b>		<b>66</b>	<b>825</b>	<b>12.5</b>	<b>49</b>	<b>3</b>
1/11	New Orleans	2	30	15.0	24	0	1/10	Carolina	3	38	12.7	16t	1
1/19	San Francisco	6	106	17.7	51	0	1/18	Green Bay	6	106	17.7	35	0
2/2	Denver	5	66	13.2	37	1	2/1	New England	1	3	3.0	3t	1
<b>PLAYOFF TOTALS (3/2)</b>		<b>13</b>	<b>202</b>	<b>15.5</b>	<b>51</b>	<b>1</b>	<b>PLAYOFF TOTALS (3/3)</b>		<b>10</b>	<b>147</b>	<b>14.7</b>	<b>35</b>	<b>2</b>

2015	Opponent	No	Yds	Avg	LG	TD	2016	Opponent	No	Yds	Avg	LG	TD
9/13	at St. Louis	7	35	5.0	8	0	9/11	Miami	9	92	10.2	22	1
9/20	at Green Bay	7	92	13.1	32	1	9/18	at L.A. Rams	3	20	6.7	8	0
9/27	Chicago	3	35	11.7	22	0	9/25	San Francisco	8	164	20.5	59	1
10/5	Detroit	3	36	12.0	24t	1	10/2	at N.Y. Jets	4	54	13.5	38	0
10/11	at Cincinnati	3	70	23.3	46	0	10/16	Atlanta	4	31	7.8	11	0
10/18	Carolina	3	23	7.7	14	0	10/23	at Arizona	6	69	11.5	27	0
10/22	at San Francisco	2	19	9.5	15	0	10/30	at New Orleans	4	51	12.8	27	0
11/1	at Dallas	3	35	11.7	15	0	11/7	Buffalo	6	89	14.8	50	0
11/15	Arizona	7	134	19.1	33	1	11/13	at New England	6	59	9.8	18t	3
11/22	San Francisco	6	60	10.0	21	0	11/20	Philadelphia	4	104	26.0	44	0
11/29	Pittsburgh	6	145	24.2	80t	3	11/27	at Tampa Bay	7	34	4.9	12	0
12/6	at Minnesota	5	94	18.8	53t	2	12/4	Carolina	7	65	9.3	29	0
12/13	at Baltimore	6	82	13.7	22t	3	12/11	at Green Bay	6	46	7.7	10	0
12/20	Cleveland	4	45	11.3	27	2	12/15	L.A. Rams	5	35	7.0	17	1
12/27	St. Louis	8	118	14.8	28	1	12/24	Arizona	13	171	13.2	42t	1
1/3	at Arizona	5	46	9.2	15	0	1/1	at San Francisco	2	44	22.0	41	0
<b>TOTALS (16/16)</b>		<b>78</b>	<b>1,069</b>	<b>13.7</b>	<b>80t</b>	<b>14</b>	<b>TOTALS (16/15)</b>		<b>94</b>	<b>1,128</b>	<b>12.0</b>	<b>59</b>	<b>7</b>
1/10	at Minnesota	5	42	8.4	22	1	1/7	Detroit	11	104	9.5	42	1
1/17	at Carolina	8	82	10.3	20	0	1/14	at Atlanta	5	80	16.0	31t	1
<b>PLAYOFF TOTALS (2/2)</b>		<b>13</b>	<b>124</b>	<b>9.5</b>	<b>22</b>	<b>1</b>	<b>TOTALS (2/1)</b>		<b>16</b>	<b>184</b>	<b>11.5</b>	<b>42</b>	<b>2</b>



47

## DAVID BASS

DEFENSIVE END

**Height** 6-4  
**Weight** 267  
**College** Missouri Western State  
**Seasons** NFL 5th, Seahawks 1st  
**Born** September 11, 1990  
**Hometown** St. Louis, Mo.

## BASS' 2017 SEASON

Waived on September 19. **at GB (9/10):** Assisted on one tackle in Seahawks debut.

### BASS' 2017 GAME-BY-GAME

Game	G/S	T	S	A	QB	Yds.	QH	Int.	Yds.	PD	FF	FR	Yds.
at GB (9/10)	1/0	1	0	1	0.0	0.0	0	0	0	0	0	0	0
SF (9/17)	1/0	0	0	0	0.0	0.0	0	0	0	0	0	0	0
<b>Totals</b>	<b>2/0</b>	<b>1</b>	<b>0</b>	<b>1</b>	<b>0.0</b>	<b>0.0</b>	<b>0</b>	<b>0</b>	<b>0</b>	<b>0</b>	<b>0</b>	<b>0</b>	<b>0</b>

## BASS' NFL RECORD

Club	G/S	Tackles			Sacks		Interceptions								
		Tkl	So	Ast	QB	Yds	No	Yds	Avg	LG	TD	PD	FF	FR	Yds
2013 Chicago	12/1	23	9	14	1.0	9.0	1	24	24.0	24t	1	2	0	0	0
2014 Chicago	8/1	9	5	4	3.0	34.0	0	0	0.0	0	0	0	1	0	0
2015 Tennessee	16/7	42	23	19	1.5	11.5	1	8	8.0	8	0	5	0	2	0
2016 Tennessee	13/0	16	8	8	0.0	0.0	0	0	0.0	0	0	0	0	0	0
2017 Seattle	2/0	1	0	1	0.0	0.0	0	0	0.0	0	0	0	0	0	0
<b>NFL TOTALS</b>	<b>51/9</b>	<b>91</b>	<b>45</b>	<b>46</b>	<b>5.5</b>	<b>54.5</b>	<b>2</b>	<b>32</b>	<b>16.0</b>	<b>24t</b>	<b>1</b>	<b>7</b>	<b>1</b>	<b>2</b>	<b>0</b>

### BASS' SINGLE-GAME HIGHS

**Tackles:** 7, at Indianapolis (1/3/15)      **FF:** 1, vs. Tampa Bay (11/23/14)  
**Sacks:** 1.0, 5 Times, Last at Indianapolis (1/3/15)      **FR:** 1, 2 Times, Last vs. Houston (12/27/15)  
**INT:** 1, 2 Times, Last vs. Atlanta (10/25/15)  
**INT TD:** 1, vs. Baltimore (11/17/13)

### ADDITIONAL STATS

**Special Teams Tackles:** 2015 (8), 2016 (6); **Career:** (14).



79

## ISAIAH BATTLE

TACKLE

**Height** 6-7  
**Weight** 290  
**College** Clemson  
**Seasons** NFL 3rd, Seahawks 1st  
**Born** February 10, 1993  
**Hometown** Brooklyn, N.Y.

## BATTLE'S 2017 SEASON

**NFL TRANSACTIONS:**  
07/09/15: Drafted by St. Louis Rams in the Supplemental Draft in 2015  
09/05/15: Waived by St. Louis  
09/07/15: Signed to St. Louis PS  
11/17/15: Signed by St. Louis as FA  
09/03/16: Waived by L.A. Rams  
09/04/16: Signed with L.A. Rams PS  
01/03/17: Signed reserve/future contract with Kansas City  
02/06/17: Activated from reserve by Kansas City  
09/02/17: Traded to Seattle

### NFL CAREER HIGHLIGHTS:

- Originally entered the NFL as a fifth-round pick of the NFL's Supplemental Draft with the St. Louis Rams in 2015.
- Second-year offensive lineman enters his first season with the Seahawks in 2017. Was inactive for seven games in 2015 with the Rams and spent 12 weeks in 2016 on the Rams' practice squad.

**COLLEGE:** A standout at Clemson University, Battle tallied 32 knockdowns in 1,336 snaps across 27 games (15 starts). Finished Clemson career rank-

ing eighth all-time in snaps by an offensive tackle. Named preseason fourth-team All-ACC by Athlon prior to Junior season. Two-time letter recipient.

**PERSONAL:** Attended Blue Ridge (Va.) High School, where he collected several accolades as a senior: was a two-time first-team all-state selection, first-team All-Virginia Independent Conference selection and was named all-conference as an offensive and defensive lineman. Also competed in basketball as a prep at Fork Union Military Academy and Blue Ridge High School. Majored in parks, recreation & tourism management at Clemson. Born February 10, 1993. Native of Brooklyn N.Y.

## BATTLE'S NFL RECORD

Year	Team	GP/GS	Postseason
2015	St. Louis	0/0	0/0
2016	LA Rams	0/0	0/0
2017	Seattle	0/0	0/0
<b>NFL TOTALS</b>		<b>0/0</b>	<b>0/0</b>

## BATTLE'S 2017 SEASON

Waived November 1. **at GB (9/10):** Inactive. **SF (9/17):** Inactive. **at Ten (9/24):** Inactive. **Indy (10/1):** Inactive. **at LA (10/8):** Inactive. **at NYG (10/22):** Inactive. **Hou (10/29):** Inactive.



72

## MICHAEL BENNETT

DEFENSIVE END

**Height** 6-4  
**Weight** 274  
**College** Texas A&M  
**Seasons** NFL 9th, Seahawks 5th  
**Born** November 13, 1985  
**Hometown** Alief, Texas

### BENNETT'S 2017 SEASON

**at GB (9/10):** Led team with 1.5 sacks and had three total tackles. **SF (9/17):** Had three tackles, including a sack and pass defended. **at Ten (9/24):** Had three solo stops, all for loss. **Indy (10/1):** Assisted on two tackles, including a sack. Had three QB hits. **at LA (10/8):** Had a sack and two QB hits. **at NYG (10/22):** Had two QB hits. **Hou (10/29):** Had a season-high six tackles, including 1.5 sacks. **Wash (11/5):** Had a sack and two QB hits. **at SF (11/26):** Had a sack and two QB hits.

#### BENNETT'S 2017 GAME-BY-GAME

Game	G/S	T	S	A	QB	Yds.	QH	Int.	Yds.	PD	FF	FR	Yds.
at GB (9/10)	1/1	3	2	1	1.5	9.5	2	0	0	0	0	0	0
SF (9/17)	1/1	3	2	1	1.0	4.0	2	0	0	1	0	0	0
at Ten (9/24)	1/1	3	3	0	0.0	0.0	0	0	0	0	0	0	0
Indy (10/1)	1/1	2	0	2	0.5	7.0	3	0	0	0	0	0	0
at LA (10/8)	1/1	4	3	1	1.0	10.0	2	0	0	0	0	0	0
at NYG (10/22)	1/1	0	0	0	0.0	0.0	2	0	0	0	0	0	0
Hou (10/29)	1/1	6	4	2	1.5	7.0	2	0	0	0	0	0	0
Wash (11/5)	1/1	2	1	1	1.0	6.0	2	0	0	0	0	0	0
at Ariz (11/9)	1/1	3	1	2	0.0	0.0	1	0	0	0	0	0	0
Atl (11/20)	1/1	2	2	0	0.0	0.0	2	0	0	0	0	0	0
at SF (11/26)	1/1	4	3	1	1.0	7.0	2	0	0	0	0	0	0
Phi (12/3)	1/1	1	0	1	0.0	0.0	1	0	0	0	0	0	0
at Jax (12/10)	1/1	1	1	0	0.0	0.0	0	0	0	0	0	0	0
<b>Totals</b>	<b>13/13</b>	<b>34</b>	<b>22</b>	<b>12</b>	<b>7.5</b>	<b>50.5</b>	<b>21</b>	<b>0</b>	<b>0</b>	<b>1</b>	<b>0</b>	<b>0</b>	<b>0</b>

### BENNETT'S NFL RECORD

Club	G/S	Tackles			Sacks		Interceptions									
		Tkl	So	Ast	QB	Yds	No	Yds	Avg	LG	TD	PD	FF	FR	Yds	
2009 Tampa Bay	7/0	5	4	1	1.0	5.0	0	0	0.0	0	0	0	0	0	0	0
2010 Tampa Bay	13/2	21	14	7	1.0	2.0	0	0	0.0	0	0	0	0	0	0	0
2011 Tampa Bay	14/10	47	32	15	4.0	25.0	0	0	0.0	0	0	0	0	1	2	0
2012 Tampa Bay	16/16	41	34	7	9.0	57.0	0	0	0.0	0	0	2	3	0	0	0
2013 Seattle	16/3	31	17	14	8.5	59.5	0	0	0.0	0	0	0	1	1	22	0
2014 Seattle	16/16	39	27	12	7.0	38.0	0	0	0.0	0	0	0	1	0	0	0
2015 Seattle	16/16	52	33	19	10.0	61.0	0	0	0.0	0	0	0	2	0	0	0
2016 Seattle	11/11	34	23	11	5.0	40.0	0	0	0.0	0	0	0	0	0	0	0
2017 Seattle	13/13	34	22	12	7.5	50.5	0	0	0.0	0	0	1	0	0	0	0
<b>NFL TOTALS</b>	<b>122/87</b>	<b>304</b>	<b>206</b>	<b>98</b>	<b>53.0</b>	<b>338.0</b>	<b>0</b>	<b>0</b>	<b>0.0</b>	<b>0</b>	<b>0</b>	<b>3</b>	<b>8</b>	<b>3</b>	<b>22</b>	<b>0</b>

#### POSTSEASON

Club	G/S	Tackles			Sacks		Interceptions									
		Tkl	So	Ast	QB	Yds	No	Yds	Avg	LG	TD	PD	FF	FR	Yds	
2013 Seattle	3/1	11	6	5	1.5	4.0	0	0	0.0	0	0	0	2	2	17	0
2014 Seattle	3/3	9	5	4	0.0	0.0	0	0	0.0	0	0	0	0	0	0	0
2015 Seattle	2/2	10	7	3	0.0	0.0	0	0	0.0	0	0	2	1	0	0	0
2016 Seattle	2/2	6	5	1	2.0	11.0	0	0	0.0	0	0	1	0	0	0	0
<b>NFL TOTALS</b>	<b>10/8</b>	<b>36</b>	<b>23</b>	<b>13</b>	<b>3.5</b>	<b>15.0</b>	<b>0</b>	<b>0</b>	<b>0.0</b>	<b>0</b>	<b>0</b>	<b>3</b>	<b>3</b>	<b>2</b>	<b>17</b>	<b>0</b>

#### BENNETT'S SINGLE-GAME HIGHS

**Tackles:** 6, at Cincinnati (10/11/15)      **FF:** 1, 8 Times, Last vs. Cleveland (12/20/15)  
**Sacks:** 3.5, at San Francisco (10/22/15)      **FR:** 1, 3 Times, Last vs. New Orleans (12/2/13)  
**TDs:** 1, 22 yd FR vs. New Orleans (12/2/13)



68

## JUSTIN BRITT


### CENTER

Height	6-6
Weight	315
College	Missouri
Seasons	NFL 4th, Seahawks 4th
Born	May 29, 1991
Hometown	Lebanon, Missouri

## BRITT'S 2017 SEASON

**at GB (9/10):** Started at center. **SF (9/17):** Started at center. **at Ten (9/24):** Started at center. **Indy (10/1):** Started at C and helped lead team to 477 total yards, including a season high 194 rushing yards. **Hou (10/29):** Helped protect Russell Wilson allowing him to set a franchise record with 452 passing yards and the team total a season-high 479 total yards. **at SF (11/26):** Part of an O-Line that did not allow a sack for the first time since Week 14 of 2015.

BRITT'S NFL RECORD				
Year	Team	—	GP/GS	Postseason
2014	Seattle	—	16/16	2/2
2015	Seattle	—	16/16	2/2
2016	Seattle	—	15/15	2/2
2017	Seattle	—	13/13	
NFL TOTALS		—	60/60	6/6



76

## DUANE BROWN

### TACKLE

Height	6-4
Weight	305
College	Virginia Tech
Seasons	NFL 10th, Seahawks 1st
Born	August 30, 1985
Hometown	Richmond, Va.



### ALL PRO:

**2011** (2nd Team) **2012** (1st Team)

### NFL TRANSACTIONS:

04/26/08: Drafted by Houston (1st round, 26th)  
 08/06/12: Re-signed with Houston

### NFL CAREER HIGHLIGHTS:

- Ranks second on Houston's all-time games played and games started lists with 133.
- Has been called for holding just seven times in 133 games
- Was the second rookie in Texans history to start all 16 games on the offensive line.
- Garnered All-Pro honors in 2011 and 2012 and Pro Bowl honors following the 2012 and 2013 seasons.
- Has blocked for six 1,000-yard rushers and was

a part of a top-10 offense in four of his first five years in the League.

**COLLEGE:** Played four seasons (2004-07) at Virginia Tech after redshirting the 2003 campaign. Registered 71 knockdown blocks in his three seasons as an offensive tackle and earned second-team All-Atlantic Coast Conference recognition for two-straight seasons. Was a two-time state Offensive Lineman/End of the Year pick by the Richmond Touchdown Club. Recorded six tackles and blocked three kicks on special teams as a senior and also caught three passes for 64 yards (21.3 average) and one touchdown, adding three yards on a rushing attempt. Won an ACC Championship in 2007.

**PERSONAL:** Attended Hermitage High School in Richmond, Va., where he lettered twice as a tight end and defensive end. Played in the Panthers' first three games his senior year before suffering a broken leg, but returned for the Central Region semifinal game, catching seven passes for just under 100 yards in his limited playing time, and also recorded 15 tackles along with a pair of sacks to earn second-team All-District honors. Lettered in basketball and track.

## BROWN'S 2017 SEASON

Traded to Seattle by Houston on November 1. **at SEA (10/29):** After missing the Texans first six games, reported to the team and started versus Seattle at LT. **Wash (11/5):** Started first-career game for Seattle. **at Ariz (11/9):** Started at LT, but did not play in the second half (ankle). **at SF (11/26):** Part of an O-Line that did not allow a sack for the first time since Week 14 of 2015.

## BROWN'S NFL RECORD

Year	Team	—	GP/GS	Postseason	Year	Team	—	GP/GS	Postseason
2008	Houston	—	16/16		2014	Houston	—	16/16	
2009	Houston	—	16/16		2015	Houston	—	14/14	
2010	Houston	—	12/12		2016	Houston	—	12/12	2/2
2011	Houston	—	16/16	2/2	2017	Houston	—	1/1	
2012	Houston	—	16/16	2/2		Seattle	—	6/6	
2013	Houston	—	14/14		NFL TOTALS		—	139/139	6/6





32

## CHRIS CARSON

RUNNING BACK

**Height** 5-11  
**Weight** 218  
**College** Oklahoma State  
**NFL Seasons** Rookie  
**Born** September 16, 1994  
**Hometown** Lilburn, Ga.

## CARSON'S 2017 SEASON

Placed on injured reserve (ankle) October 2. **at GB (9/10)**: Started first-career game and rushed six times for 39 yards and caught one 10-yard pass. **SF (9/17)**: Led team in rushing with 20 carries for 93 yards, including five carries for 41 yards on the Seahawks final drive which allowed the team to run out the final 4:47. Totaled 100 yards from scrimmage with a 7-yard reception. **at Ten (9/24)**: Started at RB and had first-career TD on a 10-yard reception. **Indy (10/1)**: Rushed 12 times for 42 yards and had three receptions for 24 yards before leaving late in the game with a leg injury.

2017	Opponent	-----Rushing-----					-----Receiving-----					Total
		Att	Yds	Avg	LG	TD	Rec	Yds	Avg	LG	TD	
09/10	at Green Bay	6	39	6.5	30	0	1	10	10.0	10	0	49
09/17	San Francisco	20	93	4.7	16	0	1	7	7.0	7	0	100
09/24	at Tennessee	11	34	3.1	7	0	2	18	9.0	10t	1	52
10/01	Indianapolis	12	42	3.5	11	0	3	24	8.0	9	0	66
10/08	at L.A. Rams	Injured Reserve (ankle)										
<b>TOTALS (4/3)</b>		<b>49</b>	<b>208</b>	<b>4.2</b>	<b>30</b>	<b>0</b>	<b>7</b>	<b>59</b>	<b>8.4</b>	<b>10t</b>	<b>1</b>	<b>267</b>



# 31

## KAM CHANCELLOR

SAFETY

**Height** 6-3  
**Weight** 225  
**College** Virginia Tech  
**Seasons** NFL 7th, Seahawks 7th  
**Born** April 3, 1988  
**Hometown** Norfolk, Virginia

### CHANCELLOR'S 2017 SEASON

at **GB (9/10)**: Notched four tackles (3 solo). at **Ten (9/24)**: Finished third on team with seven tackles (all solo). **Indy (10/1)**: Part of a defense that limited the Colts to 32 total yards in the second half, including zero passing. at **LA (10/8)**: Part of a defense that limited the NFL's top scoring offense (35.5) to just 10 points, including zero over the final 40 minutes. at **Ariz (11/9)**: Had season-high 10 tackles, including a tackle for a safety. Also had a forced fumble that was recovered by Sheldon Richardson. Left the game late in the fourth quarter with a neck injury. **Atl (11/20)**: Inactive (neck). at **SF (11/26)**: Inactive (neck). **Phi (12/3)**: Inactive (neck). at **Jax (12/10)**: Inactive (neck).

#### CHANCELLOR'S 2017 GAME-BY-GAME

Game	G/S	T	S	A	QB	Yds.	QH	Int.	Yds.	PD	FF	FR	Yds.
at GB (9/10)	1/1	4	3	1	0.0	0.0	0	0	0	0	0	0	0
SF (9/17)	1/1	4	0	4	0.0	0.0	0	0	0	0	0	0	0
at Ten (9/24)	1/1	7	7	0	0.0	0.0	0	0	0	0	0	0	0
Indy (10/1)	1/1	5	4	1	0.0	0.0	0	0	0	0	0	0	0
at LA (10/8)	1/1	4	3	1	0.0	0.0	0	0	0	1	0	0	0
at NYG (10/22)	1/1	6	3	3	0.0	0.0	0	0	0	0	0	0	0
Hou (10/29)	1/1	4	3	1	0.0	0.0	0	0	0	0	0	0	0
Wash (11/5)	1/1	4	1	3	0.0	0.0	0	0	0	0	0	0	0
at Ariz (11/9)	1/1	10	9	1	0.0	0.0	0	0	0	1	1	0	0
Atl (11/20)		Inactive (Neck)											
at SF (11/26)		Inactive (Neck)											
Phi (12/3)		Inactive (Neck)											
at Jax (12/10)		Inactive (Neck)											
<b>Totals</b>	<b>9/9</b>	<b>48</b>	<b>33</b>	<b>15</b>	<b>0.0</b>	<b>0.0</b>	<b>0</b>	<b>0</b>	<b>0</b>	<b>2</b>	<b>1</b>	<b>0</b>	<b>0</b>

**Additional Stats:** Special Teams Tackles: 1.

### CHANCELLOR'S NFL RECORD

Club	G/S	Tackles			Sacks		Interceptions								
		Tkl	So	Ast	QB	Yds	No	Yds	Avg	LG	TD	PD	FF	FR	Yds
2010 Seattle	16/0	12	10	2	1.0	3.0	0	0	0.0	0	0	1	0	0	0
2011 Seattle	15/15	94	73	21	1.0	10.0	4	27	6.7	9	0	13	1	1	0
2012 Seattle	16/16	94	71	23	0.0	0.0	0	0	0.0	0	0	5	1	1	0
2013 Seattle	16/16	93	61	32	0.0	0.0	3	78	26.0	32	0	6	1	0	0
2014 Seattle	14/14	76	58	18	0.0	0.0	1	52	52.0	52	0	6	1	0	0
2015 Seattle	11/11	74	44	30	0.0	0.0	2	6	3.0	6	0	4	1	0	0
2016 Seattle	12/12	80	46	34	0.0	0.0	2	5	2.5	5	0	8	1	0	0
2017 Seattle	9/9	48	33	15	0.0	0.0	0	0	0.0	0	0	2	1	0	0
<b>NFL TOTALS</b>	<b>109/93</b>	<b>571</b>	<b>396</b>	<b>175</b>	<b>2.0</b>	<b>13.0</b>	<b>12</b>	<b>168</b>	<b>14.0</b>	<b>52</b>	<b>0</b>	<b>45</b>	<b>7</b>	<b>2</b>	<b>0</b>

#### POSTSEASON

Club	G/S	Tackles			Sacks		Interceptions								
		Tkl	So	Ast	QB	Yds	No	Yds	Avg	LG	TD	PD	FF	FR	Yds
2010 Seattle	2/0	0	0	0	0.0	0.0	0	0	0.0	0	0	0	0	0	0
2012 Seattle	2/2	9	4	5	0.0	0.0	0	0	0.0	0	0	0	0	0	0
2013 Seattle	3/3	34	14	20	0.0	0.0	2	2	1.0	2	0	6	0	0	0
2014 Seattle	3/3	25	19	6	0.0	0.0	1	90	90.0	90t	1	1	0	0	0
2015 Seattle	2/1	8	4	4	0.0	0.0	0	0	0.0	0	0	1	1	0	0
2016 Seattle	2/2	15	12	3	0.0	0.0	0	0	0	0	0	0	0	0	0
<b>NFL TOTALS</b>	<b>14/11</b>	<b>91</b>	<b>53</b>	<b>38</b>	<b>0.0</b>	<b>0.0</b>	<b>3</b>	<b>92</b>	<b>30.7</b>	<b>90t</b>	<b>1</b>	<b>8</b>	<b>1</b>	<b>0</b>	<b>0</b>

#### CHANCELLOR'S SINGLE-GAME HIGHS

**Tackles:** 19\* vs. Arizona (11/15/15) **FF:** 1, 6 Times, Last at New England (11/13/16)  
**Sacks:** 1, 2 Times, Last at Cleveland (10/23/11) **FR:** 1, 2 Times, Last vs. San Francisco (12/23/12)  
**Interceptions:** 1, 12 Times, Last at Tampa Bay (11/27/16)

#### ADDITIONAL STATS

**Special Teams Tackles:** 2010 (11, FF), 2011 (3, FF), 2012 (6, FR) 2013 (6), 2014 (2), 2015 (2), 2016 (5), 2017 (1); **Career: 36, 2 FF, 1 FR.**  
**Postseason:** 2010 (1), 2012 (1), 2014 (1), 2015 (1), 2016 (1); **Career:** (5).

\* Club Record



55

## FRANK CLARK

### DEFENSIVE END

Height	6-3
Weight	260
College	Michigan
Seasons	NFL 3rd, Seahawks 3rd
Born	June 14, 1993
Hometown	Cleveland, Ohio

## CLARK'S 2017 SEASON

**at GB (9/10):** Assisted on one of Seattle's four sacks. **SF (9/17):** Had two solo stops, including a sack that was marked just short of being called a safety. Had four tackles (2 solo) and a QB hit. **at LA (10/8):** Started in place of Cliff Avril (neck) and had three solo stops, including a sack and FF with 2:57 to play in the game that led to a Seahawks FG and a 16-10 lead. Also had a pass defensed. **at NYG (10/22):** Assisted on one tackle, had two QB hits and had a FR at the Giants' 38-yard line that led to a Seahawks TD pass the very next play. **Hou (10/29):** Had a season-high five tackles and tied a career high with 2.0 sacks. **Phi (12/3):** Posted 2.0 sacks for the fourth time of career. Had four total tackles and a three QB hits.

### CLARK'S 2017 GAME-BY-GAME

Game	G/S	T	S	A	QB	Yds.	QH	Int.	Yds.	PD	FF	FR	Yds.
at GB (9/10)	1/0	1	0	1	0.5	3.5	1	0	0	0	0	0	0
SF (9/17)	1/0	2	2	0	1.0	6.0	1	0	0	0	0	0	0
at Ten (9/24)	1/0	1	0	1	0.0	0.0	0	0	0	0	0	0	0
Indy (10/1)	1/0	4	2	2	0.0	0.0	1	0	0	0	0	0	0
at LA (10/8)	1/1	3	3	0	1.0	3.0	2	0	0	1	1	0	0
at NYG (10/22)	1/1	1	0	1	0.0	0.0	2	0	0	0	0	1	0
Hou (10/29)	1/1	5	4	1	2.0	19.0	2	0	0	0	0	0	0
Wash (11/5)	1/1	2	0	2	0.0	0.0	1	0	0	0	0	0	0
at Ariz (11/9)	1/1	0	0	0	0.0	0.0	2	0	0	0	0	0	0
Atl (11/20)	1/1	0	0	0	0.0	0.0	0	0	0	0	0	0	0
at SF (11/26)	1/1	2	1	1	0.5	4.0	2	0	0	0	0	0	0
Phi (12/3)	1/1	4	3	1	2.0	15.0	3	0	0	0	0	0	0
at Jax (12/10)	1/1	1	0	1	0.0	0.0	1	0	0	0	0	0	0
<b>Totals</b>	<b>13/9</b>	<b>26</b>	<b>15</b>	<b>11</b>	<b>7.0</b>	<b>50.5</b>	<b>18</b>	<b>0</b>	<b>0</b>	<b>1</b>	<b>1</b>	<b>2</b>	<b>0</b>

## CLARK'S NFL RECORD

Club	G/S	Tackles			Sacks		Interceptions					FF	FR	Yds	
		Tkl	So	Ast	QB	Yds	No	Yds	Avg	LG	TD				PD
2015 Seattle	15/0	16	15	1	3.0	16.0	0	0	0.0	0	0	2	1	0	0
2016 Seattle	15/5	47	25	22	10.0	68.5	0	0	0.0	0	0	1	2	1	27
2017 Seattle	13/9	26	15	11	7.0	50.5	0	0	0.0	0	0	2	1	1	0
<b>NFL TOTALS</b>	<b>43/14</b>	<b>89</b>	<b>55</b>	<b>34</b>	<b>20.0</b>	<b>134.0</b>	<b>0</b>	<b>0</b>	<b>0.0</b>	<b>0</b>	<b>0</b>	<b>5</b>	<b>4</b>	<b>2</b>	<b>27</b>

### POSTSEASON

Club	G/S	Tackles			Sacks		Interceptions					FF	FR	Yds	
		Tkl	So	Ast	QB	Yds	No	Yds	Avg	LG	TD				PD
2015 Seattle	2/0	3	2	1	1.0	10.0	0	0	0.0	0	0	1	0	0	0
2016 Seattle	2/0	1	1	0	1.0	6.0	0	0	0.0	0	0	0	1	0	0
<b>NFL TOTALS</b>	<b>4/0</b>	<b>4</b>	<b>3</b>	<b>1</b>	<b>2.0</b>	<b>16.0</b>	<b>0</b>	<b>0</b>	<b>0.0</b>	<b>0</b>	<b>0</b>	<b>1</b>	<b>1</b>	<b>0</b>	<b>0</b>

### CLARK'S SINGLE-GAME HIGHS

**Tackles:** 6, at New Orleans (10/30/16)

**Sacks:** 2, 4 Times, Last vs. Philadelphia (12/3/17)

**Interceptions:** None

**FF:** 1, 4 Times, Last at L.A. Rams (10/8/17)

**FR:** 1, 2 Times, Last at N.Y. Giants (10/22/17)



61

## RODNEY COE

DEFENSIVE TACKLE

**Height** 6-3  
**Weight** 315  
**College** Akron  
**Seasons** NFL 2nd, Seahawks 1st  
**Born** May 18, 1993  
**Hometown** Fulton, Missouri

### COE'S 2017 SEASON

Waived injured by Seattle September 2. Signed with Seahawks practice squad October 25. Signed to 53-man roster November 28. **Phi (12/3):** Inactive. **at Jax (12/10):** Saw limited action at DT.

#### COE'S 2017 GAME-BY-GAME

Game	G/S	T	S	A	QB	Yds.	QH	Int.	Yds.	PD	FF	FR	Yds.
Phi (12/3)		Inactive											
at Jax (12/10)	1/0	0	0	0	0.0	0.0	0	0	0	0	0	0	0
<b>Totals</b>	<b>1/0</b>	<b>0</b>	<b>0</b>	<b>0</b>	<b>0.0</b>	<b>0.0</b>	<b>0</b>	<b>0</b>	<b>0</b>	<b>0</b>	<b>0</b>	<b>0</b>	<b>0</b>



28

## JUSTIN COLEMAN

### CORNERBACK

Height	5-11
Weight	190
College	Tennessee
Seasons	NFL 3rd, Seahawks 1st
Born	March 27, 1993
Hometown	Brunswick, Ga.

#### NFL TRANSACTIONS:

05/08/15: Signed with Minnesota as undrafted rookie free agent  
 08/31/15: Waived by Minnesota  
 09/04/15: Signed with New England as FA  
 09/05/15: Waived by New England  
 09/07/15: Signed to Seattle PS  
 09/09/15: Released from Seattle PS  
 09/09/15: Signed with New England as FA  
 04/12/16: Re-signed with New England  
 03/16/17: Re-signed with New England  
 09/01/17: Traded to Seattle

#### NFL CAREER HIGHLIGHTS:

• Originally signed with Minnesota as an undrafted free agent in 2015.

• Played in 20 games with 3 starts for the Patriots from 2015-16. Tallied 29 tackles (25 solo), 8 passes defended and 1 fumble recovery.

• Played in two postseason games in the 2015 season, logging 7 tackles (7 solo) and 2 passes defended.

**COLLEGE:** Started 38-of-50 games he appeared in at Tennessee and compiled five interceptions in his collegiate career. As a senior in 2014, tied for fourth in the SEC with four interceptions. Became the first true freshman DB to start for the Vols since Eric Berry.

**PERSONAL:** Participated in track and field in addition to football in high school. Born March 27, 1993.

## COLEMAN'S NFL RECORD

Club	G/S	Tackles			Sacks		Interceptions								
		Tkl	So	Ast	QB	Yds	No	Yds	Avg	LG	TD	PD	FF	FR	Yds
2015 New England	10/2	21	17	4	0.0	0.0	0	0	0.0	0	0	5	0	1	0
2016 New England	10/1	8	8	0	0.0	0.0	0	0	0.0	0	0	3	0	0	0
2017 Seattle	13/3	29	22	7	1.5	9.0	1	28	28.0	28t	1	15	0	1	0
<b>NFL TOTALS</b>	<b>33/6</b>	<b>58</b>	<b>47</b>	<b>11</b>	<b>1.5</b>	<b>9.0</b>	<b>1</b>	<b>28</b>	<b>28.0</b>	<b>28t</b>	<b>1</b>	<b>15</b>	<b>0</b>	<b>1</b>	<b>0</b>

#### POSTSEASON

Club	G/S	Tackles			Sacks		Interceptions								
		Tkl	So	Ast	QB	Yds	No	Yds	Avg	LG	TD	PD	FF	FR	Yds
2015 New England	2/0	7	7	0	0.0	0.0	0	0	0.0	0	0	2	0	0	0
<b>NFL TOTALS</b>	<b>2/0</b>	<b>7</b>	<b>7</b>	<b>0</b>	<b>0.0</b>	<b>0.0</b>	<b>0</b>	<b>0</b>	<b>0.0</b>	<b>0</b>	<b>0</b>	<b>2</b>	<b>0</b>	<b>0</b>	<b>0</b>

#### COLEMAN'S SINGLE-GAME HIGHS

**Tackles:** 6, vs. Washington (11/5/17)  
**Sacks:** 1.0, vs. Philadelphia (12/3/17)  
**INT:** 1, vs. Indianapolis (10/1/17)

**FF:** None  
**FR:** 1, at N.Y. Giants (11/15/15)  
**TDs:** 1, vs. Indianapolis (10/1/17) INT

#### ADDITIONAL STATS

**Special Teams Tackles:** 2017 (7); **Career:** 7.


## COLEMAN'S 2017 SEASON

**at GB (9/10):** Saw action as an extra defensive back and on special teams. Had two solo stops and a pass defended. **SF (9/17):** Saw action on special teams and had one stop. **at Ten (9/24):** Saw limited action at CB and on special teams. **Indy (10/1):** Forced into action at CB early in the game when Jeremy Lane exited the game (groin). Intercepted and scored first-career TD on a 28-yard return to give Seattle a 10-2 lead early in the second quarter. **Hou (10/29):** Assisted on first-career sack. **Wash (11/5):** Had a career-high six tackles to go with a pass defended and a special teams tackle.

#### COLEMAN'S 2017 GAME-BY-GAME

Game	G/S	T	S	A	QB	Yds.	QH	Int.	Yds.	PD	FF	FR	Yds.
at GB (9/10)	1/0	2	2	0	0.0	0.0	0	0	0	1	0	0	0
SF (9/17)	1/0	Special Teams Only											
at Ten (9/24)	1/0	0	0	0	0.0	0.0	0	0	0	0	0	0	0
Indy (10/1)	1/0	1	1	0	0.0	0.0	0	1	28t	1	0	0	0
at LA (10/8)	1/1	2	2	0	0.0	0.0	0	0	0	0	0	0	0
at NYG (10/22)	1/0	4	4	0	0.0	0.0	0	0	0	1	0	0	0
Hou (10/29)	1/1	1	0	1	0.5	3.0	1	0	0	0	0	0	0
Wash (11/5)	1/0	6	3	3	0.0	0.0	0	0	0	1	0	0	0
at Ariz (11/9)	1/0	4	3	1	0.0	0.0	0	0	0	2	0	0	0
Atl (11/20)	1/0	1	1	0	0.0	0.0	0	0	0	0	0	0	0
at SF (11/26)	1/0	3	3	0	0.0	0.0	0	0	0	1	0	0	0
Phi (12/3)	1/1	3	2	1	1.0	6.0	1	0	0	0	0	0	0
at Jax (12/10)	1/0	2	1	1	0.0	0.0	0	0	0	0	0	0	0
<b>Totals</b>	<b>13/4</b>	<b>29</b>	<b>22</b>	<b>7</b>	<b>1.5</b>	<b>9.0</b>	<b>2</b>	<b>1</b>	<b>28t</b>	<b>7</b>	<b>0</b>	<b>0</b>	<b>0</b>

**Additional Stats:** Special Teams Tackles: 7. Touchdowns: 1, 28-yard INT return.



84

## AMARA DARBOH

WIDE RECEIVER

Height	6-2
Weight	219
College	Michigan
NFL Seasons	Rookie
Born	February 1, 1994
Hometown	West Des Moines, Iowa
Pronunciation	uh-MAR-uh DAR-bo

### DARBOH'S 2017 SEASON

at GB (9/10): Saw action at WR and had one target. SF (9/17): Recorded first-career reception.

2017	Opponent	No	Yds	Avg	LG	TD
09/10	at Green Bay	0	0	0.0	0	0
09/17	San Francisco	1	16	16.0	16	0
09/24	at Tennessee	0	0	0.0	0	0
10/01	Indianapolis	2	10	5.0	5	0
10/08	at L.A. Rams	0	0	0.0	0	0
10/22	at N.Y. Giants	2	29	14.5	16	0
10/29	Houston	0	0	0.0	0	0
11/05	Washington	0	0	0.0	0	0
11/09	at Arizona	1	3	3.0	3	0
11/20	Atlanta	0	0	0.0	0	0
11/26	at San Francisco	0	0	0.0	0	0
12/03	Philadelphia	0	0	0.0	0	0
12/10	at Jacksonville	0	0	0.0	0	0
<b>TOTALS (13/0)</b>		<b>6</b>	<b>58</b>	<b>9.7</b>	<b>16</b>	<b>0</b>





6

## AUSTIN DAVIS

### QUARTERBACK

Height	6-2
Weight	221
College	Southern Mississippi
Seasons	NFL 6th, Seahawks 1st
Born	June 2, 1989
Hometown	Collinsville, Miss.

## DAVIS' 2017 SEASON

at GB (9/10): Did not play. SF (9/17): Did not play. at Ten (9/24): Did not play. Indy (10/1): Did not play. at LA (10/8): Did not play. at NYG (10/22): Saw action in first game of season on the game's final play, a kneel down. Hou (10/29): Did not play. Wash (11/5): Did not play. at Ariz (11/9): Saw action for one snap in the third quarter for Wilson who exited the game for a play.

2017		PASSING										
Date	Opponent	P/S	Att	Com	Yds	Pct	TD	Int	LG	Sacked	W/L	Rating
Games 1-5		0/0	Did Not Play									
10/22	at N.Y. Giants	1/0	0	0	0	0.0	0	0	0	0/0		0.0
Games 7-8		0/0	Did Not Play									
11/9	at Arizona	1/0	0	0	0	0.0	0	0	0	0/0		0.0
Games 10-13		0/0	Did Not Play									
<b>TOTALS</b>		<b>(2/0)</b>	<b>0</b>	<b>0</b>	<b>0</b>	<b>0.0</b>	<b>0</b>	<b>0</b>	<b>0</b>	<b>0/0</b>		<b>0.0</b>

W/L record reflects games started only

2017		RUSHING												
Date	Opponent	P/S	Att	Yds	Avg	LG	TD						W/L	Rating
Games 1-5		0/0	Did Not Play											
10/22	at N.Y. Giants	1/0	1	-1	-1.0	-1	0							
Games 7-8		0/0	Did Not Play											
11/9	at Arizona	1/0	0	0	0.0	0	0							
Games 10-13		0/0	Did Not Play											
<b>TOTALS</b>		<b>2/0</b>	<b>1</b>	<b>-1</b>	<b>-1.0</b>	<b>-1</b>	<b>0</b>							

## A. DAVIS' NFL RECORD

		PASSING										
Year	Club	G/S	Att	Comp	Yds	Pct	TD	Int	LG	Sacked	Rate	
2012	St. Louis	0/0	0	0	0	0.0	0	0	0	0/0	0.0	
2013	St. Louis	0/0	0	0	0	0.0	0	0	0	0/0	0.0	
2014	St. Louis	10/8	284	180	2,001	63.4	12	9	59t	29/179	85.1	
2015	Cleveland	3/2	94	56	547	59.6	1	3	42t	11/96	66.2	
2016	Denver	0/0	0	0	0	0.0	0	0	0	0/0	0.0	
2017	Seattle	2/0	0	0	0	0.0	0	0	0	0/0	0.0	
<b>NFL TOTALS</b>		<b>15/10</b>	<b>378</b>	<b>236</b>	<b>2,548</b>	<b>62.4</b>	<b>13</b>	<b>12</b>	<b>59t</b>	<b>40/275</b>	<b>80.4</b>	

		RUSHING										
Year	Club	G/S	Att	Yds	Avg	LG	TD					
2012	St. Louis	0/0	0	0	0.0	0	0					
2013	St. Louis	0/0	0	0	0.0	0	0					
2014	St. Louis	10/8	16	36	2.3	12	0					
2015	Cleveland	3/2	7	33	4.7	17	0					
2016	Denver	0/0	0	0	0.0	0	0					
2017	Seattle	2/0	1	-1	-1.0	-1	0					
<b>NFL TOTALS</b>		<b>15/10</b>	<b>24</b>	<b>68</b>	<b>2.8</b>	<b>17</b>	<b>0</b>					

## A. DAVIS' SINGLE-GAME HIGHS

<b>Attempts:</b>	49 at Philadelphia	(10/5/14)
<b>Completions:</b>	30 vs. Dallas	(9/21/14)
<b>Completion %:*</b>	85.0 vs. Seattle (17/20)	(10/19/14)
<b>Yards:</b>	375 at Philadelphia	(10/5/14)
<b>Longest, No TD:</b>	43, 2 Times, Last at Kansas City	(10/26/14)
<b>Longest TD:</b>	59 at Arizona	(11/9/14)
<b>Most TDs:</b>	3, 2 Times, Last at Philadelphia	(10/5/14)
<b>Highest Pass Rating (Home):</b>	132.3 vs. Seattle	(10/19/14)
<b>Highest Pass Rating (Away):</b>	103.7 at Philadelphia	(10/5/14)
<b>Interceptions:</b>	2, 4 Times, Last vs. Pittsburgh	(1/3/16)
<b>Rushes:</b>	3, 4 Times Last vs. Pittsburgh	(1/3/16)
<b>Rushing Yds.:</b>	30 at Philadelphia	(10/5/14)
<b>Longest Rush:</b>	17 vs. Pittsburgh	(1/3/16)
<b>Rushing TD:</b>	None	

## A. DAVIS' GAME-BY-GAME

2012		PASSING										
Date	Opponent	P/S	Att	Com	Yds	Pct	TD	Int	LG	Sacked	W/L	Rating
9/9	at Detroit	Did Not Play										
Games 2-16		Inactive										
<b>TOTALS</b>		<b>(0/0)</b>	<b>0</b>	<b>0</b>	<b>0</b>	<b>0.0</b>	<b>0</b>	<b>0</b>	<b>0</b>	<b>0/0</b>	<b>0-0</b>	<b>0.0</b>

W/L record reflects games started only

2013		PASSING										
Date	Opponent	P/S	Att	Com	Yds	Pct	TD	Int	LG	Sacked	W/L	Rating
Games 1-7		Not with a team										
Games 8-16		Did Not Play										
<b>TOTALS</b>		<b>(0/0)</b>	<b>0</b>	<b>0</b>	<b>0</b>	<b>0.0</b>	<b>0</b>	<b>0</b>	<b>0</b>	<b>0/0</b>	<b>0-0</b>	<b>0.0</b>

W/L record reflects games started only

2014		PASSING										
Date	Opponent	P/S	Att	Com	Yds	Pct	TD	Int	LG	Sacked	W/L	Rating
09/07	Minnesota	1/0	23	16	192	69.6	0	1	28	4/21		76.7
09/14	at Tampa Bay	1/1	29	22	235	75.9	0	0	27	2/15	W	99.1
09/21	Dallas	1/1	42	30	327	71.4	3	2	51t	0/0	L	98.0
10/05	at Philadelphia	1/1	49	29	375	59.2	3	0	43	4/34	L	103.7
10/13	San Francisco	1/1	42	21	236	50.0	1	1	39	5/20	L	65.2
10/19	Seattle	1/1	20	17	155	85.0	2	0	30	0/0	W	132.3
10/26	at Kansas City	1/1	25	15	160	60.0	1	1	43	7/44	L	75.4
11/02	at San Francisco	1/1	24	13	105	54.2	1	2	21t	1/3	W	44.6
11/09	at Arizona	1/1	30	17	216	56.7	1	2	59t	6/42	L	62.6
11/30	Oakland	1/0	0	0	0	0.0	0	0	0	0/0		0.0
<b>TOTALS</b>		<b>(10/8)</b>	<b>284</b>	<b>180</b>	<b>2,001</b>	<b>63.4</b>	<b>12</b>	<b>9</b>	<b>59t</b>	<b>29/179</b>	<b>3-5</b>	<b>85.1</b>

W/L record reflects games started only

2014		RUSHING										
Date	Opponent	P/S	Att	Yds	Avg	LG	TD					
09/07	Minnesota	1/0	1	0	0.0	0	0					
09/14	at Tampa Bay	1/1	1	0	0.0	0	0					
09/21	Dallas	1/1	2	-1	-0.5	0	0					
10/05	at Philadelphia	1/1	3	30	10.0	12	0					
10/13	San Francisco	1/1	1	-1	-1.0	-1	0					
10/19	Seattle	1/1	2	-2	-1.0	-1	0					
10/26	at Kansas City	1/1	1	1	1.0	1	0					
11/02	at San Francisco	1/1	2	9	4.5	10	0					
11/09	at Arizona	1/1	3	0	0.0	3	0					
11/30	Oakland	1/0	0	0	0.0	0	0					
<b>TOTALS</b>		<b>(10/8)</b>	<b>16</b>	<b>36</b>	<b>2.3</b>	<b>12</b>	<b>0</b>					

## A. DAVIS' GAME-BY-GAME

2015

### PASSING

Date	Opponent	P/S	Att	Com	Yds	Pct	TD	Int	LG	Sacked	W/L	Rating
11/30	Baltimore	1/0	10	7	77	70.0	1	0	42t	1/8		125.8
12/06	Cincinnati	1/1	38	25	230	65.8	0	1	24	3/25	L	71.2
01/03/16	Pittsburgh	1/1	46	24	240	52.2	0	2	42	7/63	L	49.2
<b>TOTALS</b>		<b>(3/2)</b>	<b>94</b>	<b>56</b>	<b>547</b>	<b>59.6</b>	<b>1</b>	<b>3</b>	<b>42t</b>	<b>11/96</b>	<b>0-2</b>	<b>66.2</b>

*W/L record reflects games started only*

2015

### RUSHING

Date	Opponent	P/S	Att	Yds	Avg	LG	TD
11/30	Baltimore	1/0	1	7	7.0	7	0
12/06	Cincinnati	1/1	3	4	1.3	8	0
1/3/16	Pittsburgh	1/1	3	22	7.3	17	0
<b>TOTALS</b>		<b>(3/2)</b>	<b>7</b>	<b>33</b>	<b>4.7</b>	<b>17</b>	<b>0</b>



# 39

## MIKE DAVIS

### RUNNING BACK

<b>Height</b>	<b>5-9</b>
<b>Weight</b>	<b>217</b>
<b>College</b>	<b>South Carolina</b>
<b>Seasons</b>	<b>NFL 3rd, Seahawks 1st</b>
<b>Born</b>	<b>February 19, 1993</b>
<b>Hometown</b>	<b>Atlanta, Ga.</b>

## DAVIS' 2017 SEASON

Signed off the practice squad to the active roster November 14. **Atl (11/20)**: Started first game following signing to active roster. Injured groin in second half and did not return. **at SF (11/26)**: Inactive (groin). **Phi (12/3)**: Returned to action and started the game. Had career highs with 64 rushing yards and 16 attempts and a career-best four receptions for 37 yards including a career-long rush of 22 yards and a career-long reception of 23 yards.

2017	Opponent	-----Rushing-----					-----Receiving-----					Total
		Att	Yds	Avg	LG	TD	Rec	Yds	Avg	LG	TD	
Games 1-9		Practice Squad										
11/20	Atlanta	6	18	3.0	13	0	2	41	20.5	21	0	59
11/26	at San Francisco	Inactive (groin)										
12/03	Philadelphia	16	64	4.0	22	0	4	37	9.3	23	0	101
12/10	at Jacksonville	15	66	4.4	21	0	1	-1	-1.0	-1	0	65
<b>TOTALS (3/3)</b>		<b>37</b>	<b>148</b>	<b>4.0</b>	<b>22</b>	<b>0</b>	<b>7</b>	<b>77</b>	<b>11.0</b>	<b>23</b>	<b>0</b>	<b>225</b>

## M. DAVIS' GAME-BY-GAME

2015	Opponent	-----Rushing-----					-----Receiving-----					Total
		Att	Yds	Avg	LG	TD	Rec	Yds	Avg	LG	TD	
09/20	at Pittsburgh	7	14	2.0	5	0	2	4	2.0	3	0	18
09/27	at Arizona	7	6	0.9	4	0	1	5	5.0	5	0	11
10/18	Baltimore	1	0	0.0	0	0	0	0	0.0	0	0	0
10/22	Seattle	0	0	0.0	0	0	0	0	0.0	0	0	0
11/01	at St. Louis	10	4	0.4	5	0	2	14	7.0	11	0	18
1/3/16	St. Louis	10	34	3.4	13	0	2	15	7.5	8	0	49
<b>TOTALS (6/0)</b>		<b>35</b>	<b>58</b>	<b>1.7</b>	<b>13</b>	<b>0</b>	<b>7</b>	<b>38</b>	<b>5.4</b>	<b>11</b>	<b>0</b>	<b>96</b>

2016	Opponent	-----Rushing-----					-----Receiving-----					Total
		Att	Yds	Avg	LG	TD	Rec	Yds	Avg	LG	TD	
09/12	L.A. Rams	3	1	0.3	2	0	0	0	0.0	0	0	1
09/19	at Carolina	0	0	0.0	0	0	1	10	10.0	10	0	10
09/25	at Seattle	0	0	0.0	0	0	0	0	0.0	0	0	0
10/02	Dallas	0	0	0.0	0	0	0	0	0.0	0	0	0
10/06	Arizona	2	4	2.0	2	0	0	0	0.0	0	0	4
10/16	at Buffalo	5	13	2.6	7	0	1	6	6.0	6	0	19
10/23	Tampa Bay	7	21	3.0	8	1	0	0	0.0	0	0	21
11/06	New Orleans	2	11	5.5	7	0	1	9	9.0	9	0	20
<b>TOTALS (8/1)</b>		<b>19</b>	<b>50</b>	<b>2.6</b>	<b>8</b>	<b>1</b>	<b>3</b>	<b>25</b>	<b>8.3</b>	<b>10</b>	<b>0</b>	<b>75</b>

## M. DAVIS' NFL RECORD

Club	G/S	Rushing					Receiving				
		Att	Yds	Avg	LG	TD	No	Yds	Avg	LG	TD
2015 San Francisco	6/0	35	58	1.7	13	0	7	38	5.4	11	0
2016 San Francisco	8/1	19	50	2.6	8	1	3	25	8.3	10	0
2017 Seattle	3/3	37	148	4.0	22	0	7	77	11.0	23	0
<b>NFL TOTALS</b>	<b>17/4</b>	<b>91</b>	<b>256</b>	<b>2.8</b>	<b>22</b>	<b>1</b>	<b>17</b>	<b>140</b>	<b>8.2</b>	<b>23</b>	<b>0</b>

### DAVIS' SINGLE-GAME HIGHS

#### RUSHING

**Rush Attempts:** 16 vs. Philadelphia (12/3/17)  
**Rush Yards:** 66 at Jacksonville (12/10/17)  
**Longest Rush:** 22 vs. Philadelphia (12/3/17)  
**Most Rush TDs:** 1 vs. Tampa Bay (10/23/16)

#### RECEIVING

**Most Rec.:** 4, vs. Philadelphia (12/3/17)  
**Most Rec. Yards:** 41 vs. Atlanta (11/20/17)  
**Longest Reception:** 23 vs. Philadelphia (12/3/17)  
**Most Rec. TDs:** None



93

## DWIGHT FRENEY

### DEFENSIVE END

**Height** 6-1  
**Weight** 268  
**College** Syracuse  
**Seasons** NFL 16th, Seahawks 1st  
**Born** February 19, 1980  
**Hometown** Hartford, Conn.



**COLLEGE:** Started 22 of 39 career games played at Syracuse and tallied 34.0 sacks (second in school history), 104 tackles, 14 forced fumbles, 51 tackles for loss, 43 pressures and six passes defended. Earned All-American and All-Big East honors and was named co-Big East Defensive Player of Year as a senior after leading nation with school-record 17.5 sacks. Tied conference record with four Big East Player of Week awards in 2001. Set school record with 11 forced fumbles and three recoveries as senior in 2001. Was a BCS Football.com second-team All-American and a first-team All-Big East selection as a junior.

**PERSONAL:** Attended Bloomfield (CT) High School where he earned All-American and All-Central Connecticut West honors. Oversees the Dwight Freney Foundation and raises funds for charities in his home state of Connecticut through events including a celebrity golf classic. Graduated with Information Studies and Technology degree.

#### ALL PRO:

**2003:** (2nd Team) **2004:** (1st Team)  
**2005:** (1st Team) **2009:** (1st Team)

#### NFL TRANSACTIONS:

04/20/02: Drafted by Indianapolis (1st round, 11th)  
 07/13/07: Re-signed with Indianapolis  
 05/18/13: Signed as UFA with San Diego  
 10/13/15: Signed as UFA with Arizona  
 08/04/16: Signed as UFA with Atlanta  
 10/24/17: Signed as UFA with Seattle

## FREENEY'S 2017 SEASON

Signed as a free agent with Seattle on October 24. Waived November 22. **Hou (10/29):** Had a sack in first game with Seattle. **Wash (11/5):** Had 2.0 sacks and a pass defended in second game with Seattle.

### FREENEY'S 2017 GAME-BY-GAME

Game	G/S	T	S	A	QB	Yds.	QH	Int.	Yds.	PD	FF	FR	Yds.
Hou (10/29)	1/0	1	1	0	1.0	6.0	1	0	0	0	0	0	0
Wash (11/5)	1/0	2	2	0	2.0	25.0	2	0	0	1	0	0	0
at Ariz (11/9)	1/0	0	0	0	0.0	0.0	1	0	0	0	0	0	0
Atl (11/20)	1/0	0	0	0	0.0	0.0	0	0	0	0	0	0	0
<b>Totals</b>	<b>4/0</b>	<b>3</b>	<b>3</b>	<b>0</b>	<b>3.0</b>	<b>31.0</b>	<b>4</b>	<b>0</b>	<b>0</b>	<b>1</b>	<b>0</b>	<b>0</b>	<b>0</b>

## FREENEY'S NFL RECORD

Club	G/S	Tackles			Sacks		Interceptions								
		Tkl	So	Ast	QB	Yds	No	Yds	Avg	LG	TD	PD	FF	FR	Yds
2002 Indianapolis	16/8	46	45	1	13.0	92.0	0	0	0.0	0	0	1	9	1	0
2003 Indianapolis	15/13	32	28	4	11.0	89.0	0	0	0.0	0	0	1	4	2	0
2004 Indianapolis	16/16	36	33	3	16.0	120.0	0	0	0.0	0	0	3	4	0	0
2005 Indianapolis	16/13	35	30	5	11.0	71.5	0	0	0.0	0	0	3	6	0	0
2006 Indianapolis	16/16	29	26	3	5.5	35.5	0	0	0.0	0	0	2	4	0	0
2007 Indianapolis	9/9	21	18	3	3.5	15.5	0	0	0.0	0	0	0	4	0	0
2008 Indianapolis	15/14	28	24	4	10.5	78.5	0	0	0.0	0	0	0	4	0	0
2009 Indianapolis	14/9	24	19	5	13.5	95.5	0	0	0.0	0	0	1	1	0	0
2010 Indianapolis	16/16	25	21	4	10.0	74.0	0	0	0.0	0	0	2	5	0	0
2011 Indianapolis	16/15	19	13	6	8.5	87.5	0	0	0.0	0	0	0	2	0	0
2012 Indianapolis	14/14	12	10	2	5.0	24.0	0	0	0.0	0	0	1	1	0	0
2013 San Diego	4/4	2	1	1	0.5	5.5	0	0	0.0	0	0	0	0	0	0
2014 San Diego	16/9	10	6	4	3.5	35.0	0	0	0.0	0	0	1	0	1	0
2015 Arizona	11/0	9	8	1	8.0	76.0	0	0	0.0	0	0	0	3	0	0
2016 Atlanta	15/1	10	7	3	3.0	23.0	0	0	0.0	0	0	0	0	0	0
2017 Seattle	4/0	3	3	0	3.0	31.0	0	0	0.0	0	0	1	0	0	0
<b>NFL TOTALS</b>	<b>213/157</b>	<b>291</b>	<b>242</b>	<b>500</b>	<b>125.5</b>	<b>953.5</b>	<b>0</b>	<b>0</b>	<b>0.0</b>	<b>0</b>	<b>0</b>	<b>16</b>	<b>47</b>	<b>4</b>	<b>0</b>

### POSTSEASON

Club	G/S	Tackles			Sacks		Interceptions								
		Tkl	So	Ast	QB	Yds	No	Yds	Avg	LG	TD	PD	FF	FR	Yds
2002 Indianapolis	1/1	7	7	0	1.0	5.0	0	0	0.0	0	0	0	0	0	0
2003 Indianapolis	3/3	5	5	0	1.0	0.0	0	0	0.0	0	0	0	1	0	0
2004 Indianapolis	2/2	3	2	1	1.0	9.0	0	0	0.0	0	0	0	0	0	0
2005 Indianapolis	1/1	1	1	0	1.0	4.0	0	0	0.0	0	0	1	0	0	0
2006 Indianapolis	4/4	5	4	1	2.0	18.0	0	0	0.0	0	0	0	1	1	0
2008 Indianapolis	1/1	2	2	0	2.0	14.0	0	0	0.0	0	0	0	0	0	0
2009 Indianapolis	3/3	8	4	4	1.0	7.0	0	0	0.0	0	0	0	0	0	0
2010 Indianapolis	1/1	4	3	1	0.0	0.0	0	0	0.0	0	0	0	0	0	0
2012 Indianapolis	1/1	0	0	0	0.0	0.0	0	0	0.0	0	0	0	0	0	0
2015 Arizona	2/0	1	1	0	1.0	10.0	0	0	0.0	0	0	0	0	0	0
2016 Atlanta	3/2	2	1	1	1.0	5.0	0	0	0.0	0	0	0	0	0	0
<b>NFL TOTALS</b>	<b>22/19</b>	<b>38</b>	<b>30</b>	<b>8</b>	<b>11.0</b>	<b>72.0</b>	<b>0</b>	<b>0</b>	<b>0.0</b>	<b>0</b>	<b>0</b>	<b>1</b>	<b>2</b>	<b>1</b>	<b>0</b>

### FREENEY'S SINGLE-GAME HIGHS

**Tackles:** 9, at Cleveland (12/15/02)      **FF:** 3, 2 Times, Last vs. Cincinnati (12/18/06)  
**Sacks:** 3, 6 Times, Last vs. Green Bay (12/27/15)      **FR:** 1, 4 Times, Last at Arizona (9/8/14)  
**INT:** None





63

## MARK GLOWINSKI


GUARD

Height	6-4
Weight	310
College	West Virginia
Seasons	NFL 3rd, Seahawks 3rd
Born	May 3, 1992
Hometown	Wilkes-Barre, Pa.

### GLOWINSKI'S 2017 SEASON

at **GB (9/10)**: Started at RG. **SF (9/17)**: Started at RG. at **Ten (9/24)**: Inactive. **Indy (10/1)**: Inactive. at **LA (10/8)**: Inactive. at **NYG (10/22)**: Split time at LG with Ethan Pocic in place of Luke Joeckel (knee). **Hou (10/29)**: Saw action on special teams. **Wash (11/5)**: Active and saw action on special teams. **Atl (11/20)**: Replaced Aboushi (shoulder) in the second half. at **SF (11/26)**: Saw action on special teams. **Phi (12/3)**: Saw action on special teams. at **Jax (12/10)**: Saw action on special teams.

GLOWINSKI'S NFL RECORD				
Year	Team	—	GP/GS	Postseason
2015	Seattle	—	9/1	0/0
2016	Seattle	—	16/16	2/2
2017	Seattle	—	9/2	
<b>NFL TOTALS</b>			<b>— 34/19</b>	<b>2/2</b>



88

## JIMMY GRAHAM

TIGHT END

Height	6-7
Weight	265
College	Miami (Fla.)
Seasons	NFL 8th, Seahawks 3rd
Born	November 24, 1986
Hometown	Goldsboro, N.C.

### GRAHAM'S 2017 SEASON

at **GB (9/10)**: Had three receptions for 8 yards. Reception total put him over 500 for his career. **SF (9/17)**: Did not start when team opened in 3-WR set. at **Ten (9/24)**: Finished second on team with seven receptions for 72 yards. at **LA (10/8)**: Led team with six catches for 37 yards, including a 4-yard TD. at **NYG (10/22)**: Had three receptions for 51 yards and a TD. **Hou (10/29)**: Had two TDs for the fourth time of his career. Both TDs came in the fourth quarter, including the game-winner on an 18-yard strike with :21 remaining in the game. **Wash (11/5)**: Had five receptions for 59 yards. at **Ariz (11/9)**: Led team with six catches, including two TD receptions, totaling six in five games. **Atl (11/20)**: With a 4-yard TD, seventh of the season, tied John Carlson (2002) for most TDs by a Seahawks TE in a season. Tied Jerramy Stevens for most career TDs by a Seahawks TE with 15. at **SF (11/26)**: Set club records for most single season and career TD receptions by a TE with a 1-yard yard score. **Phi (12/7)**: Recorded his ninth TD reception of the season - tied for the NFL lead among all receivers - in the first quarter on an 11-yard pass. All nine TD receptions have come in the last eight games.

2017	Opponent	No	Yds	Avg	LG	TD	2017	Opponent	No	Yds	Avg	LG	TD					
09/10	at Green Bay	3	8	2.7	6	0	11/09	at Arizona	6	27	4.5	6t	2					
09/17	San Francisco	1	1	1.0	1	0	11/20	Atlanta	7	58	8.3	12	1					
09/24	at Tennessee	7	72	10.3	26	0	11/26	at San Francisco	3	34	11.3	25	1					
10/01	Indianapolis	4	61	15.3	33	0	12/03	Philadelphia	3	26	8.7	11t	1					
10/08	at L.A. Rams	6	37	6.2	9	1	12/10	at Jacksonville	0	0	0.0	0	0					
10/22	at N.Y. Giants	3	51	17.0	29	1	<b>TOTALS (13/10)</b>						<b>52</b>	<b>473</b>	<b>9.1</b>	<b>33</b>	<b>9</b>	
10/29	Houston	4	39	9.8	18t	2												
11/05	Washington	5	59	11.8	21	0												

### 100-YARD RECEIVING GAMES (17)

Yards	Opponent	Date	Rec.	Avg.	LG	TD
179	Tampa Bay	9/15/13	10	17.9	56t	1
146	Atlanta	11/11/12	7	20.9	46	2
140	Carolina	10/18/15	8	17.5	45	0
135	at Chicago	10/6/13	10	13.5	38	0
134	Arizona	9/22/13	9	14.9	29	2
132	at Jacksonville	10/2/11	10	13.2	59	1
129	at Carolina	10/9/11	8	16.1	30	0
124	at Tampa Bay	10/16/11	7	17.7	43	0
118	at Cleveland	9/16/14	10	11.8	23	2
115	Carolina	12/30/12	9	12.8	27	1
115	at N.Y. Jets	11/3/13	9	12.9	51t	2
113	at N.Y. Jets	10/2/16	6	18.8	27	0
103	Buffalo	11/7/16	8	12.9	18t	2
100	Houston	9/25/11	4	25.0	32	1
100	Miami	9/30/13	4	25.0	43t	2
100	at Atlanta	11/21/13	5	20.0	44t	1
100	San Francisco	9/25/16	6	16.7	40	1



## GRAHAM'S NFL RECORD

Club	G/S	Receiving					Rushing				
		No	Yds	Avg	LG	TD	Att	Yds	Avg	LG	TD
2010 New Orleans	15/5	31	356	11.5	52	5	1	3	3.0	3	0
2011 New Orleans	16/11	99	1,310	13.2	59	11	0	0	0.0	0	0
2012 New Orleans	15/9	85	982	11.6	46	9	0	0	0.0	0	0
2013 New Orleans	16/12	86	1,215	14.1	56t	16	0	0	0.0	0	0
2014 New Orleans	16/13	85	889	10.5	29	10	0	0	0.0	0	0
2015 Seattle	11/11	48	605	12.6	45	2	0	0	0.0	0	0
2016 Seattle	16/15	65	923	14.2	42	6	1	0	0.0	0	0
2017 Seattle	13/10	52	473	9.1	33	9	0	0	0.0	0	0
<b>NFL TOTALS</b>	<b>118/86</b>	<b>551</b>	<b>6,753</b>	<b>12.3</b>	<b>59</b>	<b>68</b>	<b>2</b>	<b>3</b>	<b>1.5</b>	<b>0</b>	<b>0</b>

### POSTSEASON

Club	G/S	Receiving					Rushing				
		No	Yds	Avg	LG	TD	Att	Yds	Avg	LG	TD
2011 New Orleans	2/2	12	158	13.2	66t	3	0	0	0.0	0	0
2013 New Orleans	2/1	4	52	13.0	21	0	0	0	0.0	0	0
2015 Seattle	Injured Reserve (knee)										
2016 Seattle	2/2	6	59	9.8	14	1	0	0	0.0	0	0
<b>NFL TOTALS</b>	<b>6/5</b>	<b>22</b>	<b>269</b>	<b>12.2</b>	<b>66t</b>	<b>4</b>	<b>0</b>	<b>0</b>	<b>0.0</b>	<b>0</b>	<b>0</b>

## GRAHAM'S SINGLE-GAME HIGHS

**Most Receptions:** 10, 5 Times, Last vs. SF (11/9/14)      **Most Receiving Yards:** 179, at Tampa Bay (9/15/13)  
**Longest Reception:** 59, at Jacksonville (10/2/11)      **Most TDs:** 2, 15 Times, Last at Arizona (11/9/17)

## ADDITIONAL STATS

**Special Teams: 2010:** Tackles (1). **Career:** Tackles 1.

## GRAHAM'S GAME-BY-GAME RECEIVING

2010	Opponent	No	Yds	Avg	LG	TD
9/9	Minnesota	Did Not Play				
9/20	at San Francisco	0	0	0.0	0	0
9/26	Atlanta	0	0	0.0	0	0
10/3	Carolina	0	0	0.0	0	0
10/10	at Arizona	0	0	0.0	0	0
10/17	at Tampa Bay	1	11	11.0	11	0
10/24	Cleveland	4	38	9.5	14	0
10/31	Pittsburgh	0	0	0.0	0	0
11/7	at Carolina	3	49	16.3	19t	1
11/21	Seattle	5	72	14.4	27	0
11/25	at Dallas	3	23	7.7	14	0
12/5	at Cincinnati	3	72	24.0	52	0
12/12	St. Louis	1	21	21.0	21	0
12/19	at Baltimore	5	29	5.8	18t	2
12/27	at Atlanta	4	26	6.5	10	1
1/2/11	Tampa Bay	2	15	7.5	11	1
<b>TOTALS (15/5)</b>		<b>31</b>	<b>356</b>	<b>11.5</b>	<b>52</b>	<b>5</b>

2011	Opponent	No	Yds	Avg	LG	TD	2012	Opponent	No	Yds	Avg	LG	TD
9/8	at Green Bay	4	56	14.0	21	1	9/9	Washington	6	85	14.2	23	1
9/18	Chicago	6	79	13.2	31	0	9/16	at Carolina	7	71	10.1	17	1
9/25	Houston	4	100	25.0	32	1	9/23	Kansas City	4	16	4.0	7	1
10/2	at Jacksonville	10	132	13.2	59	1	9/30	at Green Bay	7	76	10.9	24	0
10/9	at Carolina	8	129	16.1	30	0	10/7	San Diego	1	4	4.0	4	0
10/16	at Tampa Bay	7	124	17.7	43	0	10/21	at Tampa Bay	Inactive (ankle)				
10/23	Indianapolis	6	54	9.0	16	2	10/28	at Denver	5	63	12.6	20	1
10/30	at St. Louis	4	39	9.8	13	0	11/5	Philadelphia	8	72	9.0	17	1
11/6	Tampa Bay	6	78	13.0	23	0	11/11	Atlanta	7	146	20.9	46	2
11/13	at Atlanta	7	82	11.7	29	1	11/18	at Oakland	6	29	4.8	10	1
11/28	N.Y. Giants	5	84	16.8	29t	2	11/25	San Francisco	4	33	8.3	12	0
12/4	Detroit	8	89	11.1	16	0	11/29	at Atlanta	4	59	14.8	25	0
12/11	at Tennessee	5	55	11.0	33	0	12/9	at N.Y. Giants	5	56	11.2	27	0
12/18	at Minnesota	7	70	10.0	18	1	12/16	Tampa Bay	5	69	13.8	24	0
12/26	Atlanta	4	42	10.5	17	1	12/23	at Dallas	7	88	12.6	26	0
1/1/12	Carolina	8	97	12.1	29	1	12/30	Carolina	9	115	12.8	27	1
<b>TOTALS (16/11)</b>		<b>99</b>	<b>1310</b>	<b>13.2</b>	<b>59</b>	<b>11</b>	<b>TOTALS (15/9)</b>		<b>85</b>	<b>982</b>	<b>11.6</b>	<b>46</b>	<b>9</b>

1/7	Detroit	7	55	7.9	14	1
1/14	at San Francisco	5	103	20.6	66t	2
<b>PLAYOFF TOTALS (2/2)</b>		<b>12</b>	<b>158</b>	<b>13.2</b>	<b>66t</b>	<b>3</b>

2013	Opponent	No	Yds	Avg	LG	TD	2014	Opponent	No	Yds	Avg	LG	TD
9/8	Atlanta	4	45	11.3	21	1	9/7	at Atlanta	8	82	10.3	17	0
9/15	at Tampa Bay	10	179	17.9	56t	1	9/14	at Cleveland	10	118	11.8	23	2
9/22	Arizona	9	134	14.9	29	2	9/21	Minnesota	6	54	9.0	15	0
9/30	Miami	4	100	25.0	43t	2	9/28	at Dallas	8	86	10.8	17	1
10/6	at Chicago	10	135	13.5	38	0	10/5	Tampa Bay	2	36	18.0	23	0
10/13	at New England	0	0	0.0	0	0	10/19	at Detroit	0	0	0.0	0	0
10/27	Buffalo	3	37	12.3	15t	2	10/26	Green Bay	5	59	11.8	22t	1
11/3	at N.Y. Jets	9	116	12.9	51t	2	10/30	at Carolina	7	83	11.9	27	1
11/10	Dallas	5	59	11.8	26	0	11/9	San Francisco	10	76	7.6	15	2
11/17	San Francisco	6	41	6.8	13	0	11/16	Cincinnati	3	29	9.7	13	0
11/21	at Atlanta	5	100	20.0	44t	1	11/24	Baltimore	6	47	7.8	11	2
12/2	at Seattle	3	42	14.0	20	1	11/30	at Pittsburgh	0	0	0.0	0	0
12/8	Carolina	6	58	9.7	22	2	12/7	Carolina	3	25	8.3	10	0
12/15	at St. Louis	2	25	12.5	13	0	12/15	at Chicago	5	87	17.4	29	0
12/22	at Carolina	5	73	14.6	46	1	12/21	Atlanta	6	53	8.8	15	1
12/29	Tampa Bay	5	71	14.2	33	1	12/28	at Tampa Bay	6	54	9.0	14	0
<b>TOTALS (16/12)</b>		<b>86</b>	<b>1215</b>	<b>14.1</b>	<b>56t</b>	<b>16</b>	<b>TOTALS (16/13)</b>		<b>85</b>	<b>889</b>	<b>10.5</b>	<b>29</b>	<b>10</b>

1/4	at Philadelphia	3	44	14.7	21	0
1/8	at Seattle	1	8	8.0	8	0
<b>PLAYOFF TOTALS (2/1)</b>		<b>4</b>	<b>52</b>	<b>13.0</b>	<b>21</b>	<b>0</b>

2015	Opponent	No	Yds	Avg	LG	TD	2016	Opponent	No	Yds	Avg	LG	TD
9/13	at St. Louis	6	51	8.5	19	1	09/11	Miami	1	11	11.0	11	0
9/20	at Green Bay	1	11	11.0	11	0	09/18	at L.A. Rams	3	42	14.0	17	0
9/27	Chicago	7	83	11.9	30t	1	09/25	San Francisco	6	100	16.7	40	1
10/5	Detroit	4	29	7.3	13	0	10/02	at N.Y. Jets	6	113	18.8	27	0
10/11	at Cincinnati	3	30	10.0	22	0	10/16	Atlanta	6	89	14.8	25	0
10/18	Carolina	8	140	17.5	45	0	10/23	at Arizona	5	53	10.6	14	0
10/22	at San Francisco	2	31	15.5	23	0	10/30	at New Orleans	3	34	11.3	15	0
11/1	at Dallas	7	75	10.7	19	0	11/7	Buffalo	8	103	12.9	18t	2
11/15	Arizona	3	41	13.7	30	0	11/13	at New England	4	48	12.0	19	0
11/22	San Francisco	3	39	13.0	20	0	11/20	Philadelphia	3	46	15.3	35t	1
11/29	Pittsburgh	4	75	18.8	36	0	11/27	at Tampa Bay	6	67	11.2	21	0
<b>TOTALS (11/11)</b>		<b>48</b>	<b>605</b>	<b>12.6</b>	<b>45</b>	<b>2</b>	12/4	Carolina	6	63	10.5	18	1

12/11	at Green Bay	1	16	16.0	16	0
12/15	L.A. Rams	1	31	31.0	31	0
12/24	Arizona	2	43	21.4	37t	1
1/1/17	at San Francisco	4	64	16.0	42	0
<b>TOTALS (16/15)</b>		<b>65</b>	<b>923</b>	<b>14.2</b>	<b>42</b>	<b>6</b>
1/7	Detroit	3	37	12.3	14	0
1/14	at Atlanta	3	22	7.3	11	1
<b>TOTALS (2/2)</b>		<b>6</b>	<b>59</b>	<b>9.8</b>	<b>14</b>	<b>1</b>



26

## SHAQUILL GRIFFIN

### CORNERBACK

Height	6-0
Weight	198
College	Central Florida
NFL Seasons	Rookie
Born	July 20, 1995
Hometown	St. Petersburg, Fla.

## GRIFFIN'S 2017 SEASON

at GB (9/10): Saw first NFL action in nickel, but was forced to play CB in base after starter Jeremy Lane was ejected. Had 10 solo stops and a pass defended. SF (9/17): Saw action in nickel but did not record a tackle. Indy (10/1): Helped limit the Colts to zero passing yards in the second half. at LA (10/8): Made first-career start in place of Lane (groin). Atl (11/20): Left game with a concussion on the first series of the game. at SF (11/26): Inactive (concussion). Phi (12/3): Returned to the starting lineup and had five tackles and two passes defended.

### GRIFFIN'S 2017 GAME-BY-GAME

Game	G/S	T	S	A	QB	Yds.	QH	Int.	Yds.	PD	FF	FR	Yds.
at GB (9/10)	1/0	10	10	0	0.0	0.0	0	0	0	1	0	0	0
SF (9/17)	1/0	0	0	0	0.0	0.0	0	0	0	0	0	0	0
at Ten (9/24)	1/0	4	2	2	0.0	0.0	0	0	0	0	0	0	0
Indy (10/1)	1/0	5	3	2	0.0	0.0	0	0	0	1	0	0	0
at LA (10/8)	1/1	6	6	0	0.0	0.0	0	0	0	1	0	0	0
at NYG (10/22)	1/1	3	3	0	0.0	0.0	0	0	0	3	0	0	0
Hou (10/29)	1/1	3	3	0	0.0	0.0	0	0	0	2	0	0	0
Wash (11/5)	1/1	2	2	0	0.0	0.0	0	0	0	0	0	0	0
at Ariz (11/9)	1/1	0	0	0	0.0	0.0	0	0	0	2	0	0	0
Atl (11/20)	1/1	1	1	0	0.0	0.0	0	0	0	0	0	0	0
at SF (11/26)		Inactive (concussion)											
Phi (12/3)	1/1	5	4	1	0.0	0.0	0	0	0	2	0	0	0
at Jax (12/10)	1/1	3	2	1	0.0	0.0	0	0	0	1	0	0	0
<b>Totals</b>	<b>12/8</b>	<b>42</b>	<b>36</b>	<b>6</b>	<b>0.0</b>	<b>0.0</b>	<b>0</b>	<b>0</b>	<b>0</b>	<b>13</b>	<b>0</b>	<b>0</b>	<b>0</b>

**Additional Stats:** Special Teams Tackles: 1.



42

## DELANO HILL

### SAFETY

Height	6-1
Weight	216
College	Michigan
NFL Seasons	Rookie
Born	November 26, 1995
Hometown	Detroit, Mich.
Pronunciation	duh-LAY-no

## HILL'S 2017 SEASON

at GB (9/10): Inactive. SF (9/17): Saw action in first-career game on special teams. at Ten (9/24): Saw action on special teams. Indy (10/1): Saw action on special teams and had two stops. at LA (10/8): Saw action on special teams. at NYG (10/22): Saw action on special teams. Wash (11/5): Saw first action on defense at safety in certain nickel situations. at Ariz (11/9): Saw action on special teams and limited action at safety. at SF (11/26): Saw action on special teams and late in the game at safety.

### HILL'S 2017 GAME-BY-GAME

Game	G/S	T	S	A	QB	Yds.	QH	Int.	Yds.	PD	FF	FR	Yds.
at GB (9/10)		Inactive											
SF (9/17)	1/0	Special Teams Only											
at Ten (9/24)	1/0	Special Teams Only											
Indy (10/1)	1/0	Special Teams Only											
at LA (10/8)	1/0	Special Teams Only											
at NYG (10/22)	1/0	Special Teams Only											
Hou (10/29)	1/0	Special Teams Only											
Wash (11/5)	1/0	0	0	0	0.0	0.0	0	0	0	0	0	0	0
at Ariz (11/9)	1/0	0	0	0	0.0	0.0	0	0	0	0	0	0	0
Atl (11/20)	1/0	Special Teams Only											
at SF (11/26)	1/0	0	0	0	0.0	0.0	0	0	0	0	0	0	0
Phi (12/3)	1/0	Special Teams Only											
at Jax (12/10)	1/0	0	0	0	0.0	0.0	0	0	0	0	0	0	0
<b>Totals</b>	<b>12/0</b>	<b>0</b>	<b>0</b>	<b>0</b>	<b>0.0</b>	<b>0.0</b>	<b>0</b>	<b>0</b>	<b>0</b>	<b>0</b>	<b>0</b>	<b>0</b>	<b>0</b>

**Additional Stats:** Special Teams Tackles: 3



76

## GERMAIN IFEDI

GUARD/TACKLE

Height	6-5
Weight	325
College	Texas A&M
Seasons	NFL 2nd, Seahawks 2nd
Born	June 2, 1994
Hometown	Houston, Texas
Pronunciation	Jermaine ih-FEH-dee

### IFEDI'S 2017 SEASON

at GB (9/10): Started at RT. SF (9/17): Started at RT. at Ten (9/24): Started at RT. Indy (10/1): Started at RT and helped lead team to 477 total yards, including a season high 194 rushing yards. Hou (10/29): Helped protect Russell Wilson allowing him to set a franchise record with 452 passing yards and the team total a season-high 479 total yards. at SF (11/26): Part of an O-Line that did not allow a sack for the first time since Week 14 of 2015.

### IFEDI'S NFL RECORD

Year	Team	GP/GS	Postseason
2016	Seattle	13/13	2/2
2017	Seattle	13/13	
<b>NFL TOTALS</b>		<b>26/26</b>	<b>2/2</b>



93

## BRANDEN JACKSON

DEFENSIVE END

Height	6-4
Weight	273
College	Texas Tech
Seasons	NFL 2nd, Seahawks 1st
Born	November 11, 1992
Hometown	McKeesport, Pa.

#### NFL TRANSACTIONS:

05/16/16: Signed with Oakland as undrafted FA  
 09/03/16: Waived by Oakland  
 09/04/16: Signed to Oakland PS  
 12/03/16: Signed to Oakland 53-man roster  
 09/02/17: Waived by Oakland  
 09/26/17: Signed to Seattle PS  
 10/07/17: Signed to Seattle 53-man roster

#### NFL CAREER HIGHLIGHTS:

- Originally signed by Oakland as a free agent on May 16, 2016, after participating on a tryout basis at the team's rookie minicamp. Was waived following training camp and signed to their practice squad. Signed to active roster on December 3, 2016.
- Saw action in three games with Oakland in 2016 totalling two tackles after spending the first 11 games on the Raiders practice squad. Was inactive the final two games of the season.

**COLLEGE:** Played four years at Texas Tech, seeing action in 51 career games with 38 starts. Totaled 138 career tackles (97 solo), 11 sacks, three forced fumbles, two fumble recoveries and seven passes defended. As a senior, played in 13 games with 11 starts and totaled 31 tackles (24

with two sacks, one forced fumble and one pass defended. As a junior, started all 12 games in which he appeared and recorded 44 tackles (27) and set career highs with five sacks, 10.5 tackles for loss and two fumble recoveries. Also notched two passes defended and one forced fumble. As a sophomore, started all 13 games. Notched 44 tackles (29), nine tackles for loss, four sacks and three passes defended. As a redshirt freshman, played in 13 games and credited with 19 tackles (17), one forced fumble and one pass defended. Redshirted as a true freshman.

**PERSONAL:** Attended McKeesport (Pa.) High School. Named a four-star prospect by Scout.com and Named a three-star prospect by Rivals.com and ESPN.com. Ranked by Rivals.com as the No. 29 strong-side defensive end in the nation and ranked by Scout.com as the No. 9 outside linebacker in the nation. Tabbed by ESPN.com as the No. 40 outside linebacker in the nation. PrepStar All-East Team selection and SuperPrep's No. 51 All-American defensive lineman. Led team to a league championship and named first-team all-conference. Also lettered in basketball.

### B. JACKSON'S NFL RECORD

Club	G/S	Tackles			Sacks		Interceptions									
		Tkl	So	Ast	QB	Yds	No	Yds	Avg	LG	TD	PD	FF	FR	Yds	
2016 Oakland	3/0	2	1	1	0.0	0.0	0	0	0.0	0	0	0	0	0	0	0
2017 Seattle	8/0	5	4	1	0.5	4.0	0	0	0.0	0	0	1	0	0	0	
<b>NFL TOTALS</b>	<b>11/0</b>	<b>7</b>	<b>5</b>	<b>2</b>	<b>0.5</b>	<b>4.0</b>	<b>0</b>	<b>0</b>	<b>0.0</b>	<b>0</b>	<b>0</b>	<b>1</b>	<b>0</b>	<b>0</b>	<b>0</b>	

#### B. JACKSON'S SINGLE-GAME HIGHS

**Tackles:** 2, 3 Times, Last at Jacksonville (12/10/17)      **FF:** None  
**Sacks:** 0.5 at San Francisco (11/26/17)                      **FR:** None  
**INT:** None

## B. JACKSON'S 2017 SEASON

Signed from practice squad to active roster on October 7. **at LA (10/8)**: Saw action in first game for Seattle at DE. **at SF (11/26)**: Tied a career high with two tackles and had first sack of career, splitting one with Frank Clark.

### B. JACKSON'S 2017 GAME-BY-GAME

Game	G/S	T	S	A	QB	Yds.	QH	Int.	Yds.	PD	FF	FR	Yds.
Indy (10/1)		Practice Squad											
at LA (10/8)	1/0	0	0	0	0.0	0.0	0	0	0	0	0	0	0
at NYG (10/22)	1/0	1	1	0	0.0	0.0	0	0	0	0	0	0	0
Hou (10/29)	1/0	0	0	0	0.0	0.0	0	0	0	0	0	0	0
Wash (11/5)	1/0	0	0	0	0.0	0.0	0	0	0	0	0	0	0
at Ariz (11/9)	1/0	0	0	0	0.0	0.0	0	0	0	0	0	0	0
Atl (11/20)	1/0	0	0	0	0.0	0.0	0	0	0	0	0	0	0
at SF (11/26)	1/0	2	1	1	0.5	4.0	1	0	0	0	0	0	0
Phi (12/3)	1/0	0	0	0	0.0	0.0	1	0	0	0	0	0	0
at Jax (12/10)	1/0	2	2	0	0.0	0.0	0	0	0	1	0	0	0
<b>Totals</b>	<b>9/0</b>	<b>5</b>	<b>4</b>	<b>1</b>	<b>0.5</b>	<b>4.0</b>	<b>2</b>	<b>0</b>	<b>0</b>	<b>1</b>	<b>0</b>	<b>0</b>	<b>0</b>



99

## QUINTON JEFFERSON

### DEFENSIVE TACKLE

Height	6-4
Weight	291
College	Maryland
Seasons	NFL 2nd, Seahawks 2nd
Born	March 31, 1993
Hometown	Pittsburgh, Pa.

## JEFFERSON'S 2017 SEASON

Originally waived September 2 and then signed to the Rams practice squad. Signed to Seahawks active roster from the Rams practice squad October 2. **Wash (11/5)**: Had first-career sack.

### JEFFERSON'S 2017 GAME-BY-GAME

Game	G/S	T	S	A	QB	Yds.	QH	Int.	Yds.	PD	FF	FR	Yds.
Weeks 1-5		L.A. Rams Practice Squad											
at LAR (10/8)		Inactive											
at NYG (10/22)	1/0	0	0	0	0.0	0.0	0	0	0	0	0	0	0
Hou (10/29)		Inactive											
Wash (11/5)	1/0	1	1	0	1.0	8.0	1	0	0	0	0	0	0
at Ariz (11/9)		Inactive											
Atl (11/20)		Inactive											
at SF (11/26)	1/0	1	1	0	0.0	0.0	1	0	0	0	0	0	0
Phi (12/3)	1/0	1	0	1	0.0	0.0	2	0	0	0	0	0	0
at Jax (12/10)	1/0	2	2	0	0.0	0.0	0	0	0	0	0	0	0
<b>Totals</b>	<b>5/0</b>	<b>5</b>	<b>4</b>	<b>1</b>	<b>1.0</b>	<b>8.0</b>	<b>4</b>	<b>0</b>	<b>0</b>	<b>0</b>	<b>0</b>	<b>0</b>	<b>0</b>

## JEFFERSON'S NFL RECORD

Club	G/S	Tackles			Sacks		Interceptions										
		G/S	Tkl	So	Ast	QB	Yds	No	Yds	Avg	LG	TD	PD	FF	FR	Yds	
2016 Seattle	3/0	1	0	1	0.0	0.0	0	0	0.0	0	0	0	0	0	0	0	0
2017 Seattle	5/0	5	4	1	1.0	8.0	0	0	0.0	0	0	0	0	0	0	0	0
<b>NFL TOTALS</b>	<b>8/0</b>	<b>6</b>	<b>4</b>	<b>2</b>	<b>1.0</b>	<b>8.0</b>	<b>0</b>	<b>0</b>	<b>0.0</b>	<b>0</b>	<b>0</b>	<b>0</b>	<b>0</b>	<b>0</b>	<b>0</b>	<b>0</b>	<b>0</b>

## JEFFERSON'S SINGLE-GAME HIGHS

**Tackles:** 2, 2 Times, Last at Jacksonville (12/10/17)      **FF:** None  
**Sacks:** 1 vs. Washington (11/5/17)      **FR:** None  
**Int.:** None



78

LUKE JOECKEL

GUARD/TACKLE

**Height** 6-6

**Weight** 307

**College** Texas A&M

**Seasons** NFL 5th, Seahawks 1st

**Born** November 6, 1991

**Hometown** Arlington, Texas

**Pronunciation** JOKE-ull

## JOECKEL'S 2017 SEASON

**at GB (9/10):** Made first start with Seattle at LG. **SF (9/17):** Started at LG. **at Ten (9/24):** Started at LG. **Indy (10/1):** Started at LG and helped lead team to 477 total yards, including a season high 194 rushing yards. **at NYG (10/22):** Inactive (knee) after having surgery during the bye week. **Hou (10/29):** Inactive (knee). **Wash (11/5):** Inactive (knee). **at Ariz (11/9):** Inactive (knee). **Atl (11/20):** Inactive (knee). **at SF (11/26):** Returned from knee injury to start at LG and was part of an O-Line that did not allow a sack for the first time since Week 14 of 2015.

### JOECKEL'S NFL RECORD

Year	Team	—	GP/GS	Postseason
2013	Jacksonville	—	5/5	-
2014	Jacksonville	—	16/16	-
2015	Jacksonville	—	14/14	-
2016	Jacksonville	—	4/4	
2017	Seattle	—	9/9	
NFL TOTALS		—	48/48	-



92

## NAZAIR JONES

### DEFENSIVE TACKLE

Height	6-5
Weight	304
College	North Carolina
NFL Seasons	Rookie
Born	December 13, 1994
Hometown	Roanoke Rapids, N.C.
Pronunciation	nah-ZAIR

## JONES' 2017 SEASON

at **GB (9/10)**: Saw first NFL action in defensive line rotation and intercepted Aaron Rodgers and returned it 64 yards for an apparent TD before a penalty negated the return. Also had one solo stop and a pass defended. **Indy (10/1)**: Assisted on two tackles, including first-career sack. Also had a pass defended. **Wash (11/5)**: Made first-career start in place of Sheldon Richardson (oblique) and had three tackles, half a sack, and first-career fumble recovery. **at Ariz (11/9)**: Had three solo stops, including a sack. **Atl (11/20)**: Started game in place of Jarran Reed (hamstring). **Phi (12/3)**: Inactive after injuring ankle during the practice week. **at Jax (12/10)**: Inactive (ankle).

### JONES' 2017 GAME-BY-GAME

Game	G/S	T	S	A	QB	Yds.	QH	Int.	Yds.	PD	FF	FR	Yds.
at GB (9/10)	1/0	1	1	0	0.0	0.0	0	1	24	1	0	0	0
SF (9/17)	1/0	0	0	0	0.0	0.0	0	0	0	0	0	0	0
at Ten (9/24)	1/0	1	1	0	0.0	0.0	0	0	0	0	0	0	0
Indy (10/1)	1/0	2	0	2	0.5	1.5	1	0	0	1	0	0	0
at LA (10/8)	1/0	3	2	1	0.0	0.0	0	0	0	0	0	0	0
at NYG (10/22)	1/0	0	0	0	0.0	0.0	0	0	0	1	0	0	0
Hou (10/29)	1/0	3	1	2	0.0	0.0	0	0	0	0	0	0	0
Wash (11/5)	1/1	3	1	2	0.5	4.5	1	0	0	0	0	1	0
at Ariz (11/9)	1/0	3	3	0	1.0	8.0	1	0	0	0	0	0	0
Atl (11/20)	1/1	4	2	2	0.0	0.0	0	0	0	0	0	0	0
at SF (11/26)	1/0	0	0	0	0.0	0.0	1	0	0	0	0	0	0
Phi (12/3)		Inactive (ankle)											
at Jax (12/10)		Inactive (ankle)											
<b>Totals</b>	<b>11/2</b>	<b>20</b>	<b>11</b>	<b>9</b>	<b>2.0</b>	<b>14.0</b>	<b>4</b>	<b>1</b>	<b>24</b>	<b>3</b>	<b>0</b>	<b>1</b>	<b>0</b>



95

## DION JORDAN

### DEFENSIVE END

Height	6-6
Weight	275
College	Oregon
Seasons	NFL 4th, Seahawks 1st
Born	March 5, 1990
Hometown	Chandler, Ariz.

## JORDAN'S 2017 SEASON

Began the season on NFI. Returned to practice October 25. Activated to the 53-man roster November 8. **at Ariz (11/9)**: Saw playing time at DE, first game action since 2014, and had a sack and led team with three QB hits. **at SF (11/26)**: Inactive (neck). **Phi (12/3)**: Inactive (neck). **at Jax (12/10)**: Inactive (neck).

### JORDAN'S 2017 GAME-BY-GAME

Game	G/S	T	S	A	QB	Yds.	QH	Int.	Yds.	PD	FF	FR	Yds.
at Ariz (11/9)	1/0	1	1	0	1.0	9.0	3	0	0	0	0	0	0
Atl (11/20)	1/0	4	2	2	0.0	0.0	0	0	0	0	0	0	0
at SF (11/26)		Inactive (neck)											
Phi (12/3)		Inactive (neck)											
at Jax (12/10)		Inactive (neck)											
<b>Totals</b>	<b>2/0</b>	<b>5</b>	<b>3</b>	<b>2</b>	<b>1.0</b>	<b>9.0</b>	<b>3</b>	<b>0</b>	<b>0</b>	<b>0</b>	<b>0</b>	<b>0</b>	<b>0</b>

## JORDAN'S NFL RECORD

Club	G/S	Tackles			Sacks		Interceptions								
		Tkl	So	Ast	QB	Yds	No	Yds	Avg	LG	TD	PD	FF	FR	Yds
2013 Miami	16/0	24	18	6	2.0	18.0	0	0	0.0	0	0	2	0	0	0
2014 Miami	10/1	13	13	0	1.0	7.0	0	0	0.0	0	0	1	0	0	0
2015		Suspended by NFL													
2016 Miami	0/0	Reserve/Non-Football Injury List													
2017 Seattle	1/0	1	1	0	1.0	9.0	0	0	0	0	0	0	0	0	0
<b>NFL TOTALS</b>	<b>27/1</b>	<b>38</b>	<b>32</b>	<b>6</b>	<b>4.0</b>	<b>34.0</b>	<b>0</b>	<b>0</b>	<b>0</b>	<b>0</b>	<b>0</b>	<b>3</b>	<b>0</b>	<b>0</b>	<b>0</b>

### JORDAN'S SINGLE-GAME HIGHS

**Tackles:** 4 at Buffalo (12/22/13) **FF:** None  
**Sacks:** 1.0, 4 Times, Last at Arizona (11/9/17) **FR:** None  
**Int.:** None





27

## EDDIE LACY

### RUNNING BACK

**Height** 5-11  
**Weight** 250  
**College** Alabama  
**Seasons** NFL 5th, Seahawks 1st  
**Born** June 2, 1990  
**Hometown** Geismar, La.

## LACY'S 2017 SEASON

at GB (9/10): Saw action in first game with Seattle against his former team the Packers. SF (9/17): Inactive. at Ten (9/24): Active, but did not play. Indy (10/1): Contributed to a team season-high 194 rushing yards with 11 carries for 52 yards. at LA (10/8): Started at RB. at NYG (10/22): Had 11 carries for 34 yards. Wash (11/5): Started the game and rushed six times for 20 yards, but left with a groin injury in the first half and did not return. at Ariz (11/9): Inactive (groin). at SF (11/26): Carried the ball a season-high 17 times and had a season-high three receptions. at Jax (12/10): Inactive.

2017	Opponent	-----Rushing-----					-----Receiving-----					Total
		Att	Yds	Avg	LG	TD	Rec	Yds	Avg	LG	TD	
09/10	at Green Bay	5	3	0.6	6	0	0	0	0.0	0	0	3
09/17	San Francisco	Inactive										
09/24	at Tennessee	Did Not Play										
10/01	Indianapolis	11	52	4.7	19	0	0	0	0.0	0	0	52
10/08	at L.A. Rams	9	19	2.1	6	0	1	9	9.0	9	0	28
10/22	at N.Y. Giants	11	34	3.1	12	0	1	9	9.0	9	0	43
10/29	Houston	6	0	0.0	3	0	0	0	0.0	0	0	0
11/05	Washington	6	20	3.3	8	0	1	14	14.0	14	0	34
11/09	at Arizona	Inactive (groin)										
11/20	Atlanta	3	2	0.7	2	0	0	0	0.0	0	0	2
11/26	at San Francisco	17	46	2.7	11	0	3	15	5.0	6	0	61
12/03	Philadelphia	1	3	3.0	3	0	0	0	0.0	0	0	3
12/10	at Jacksonville	Inactive										
<b>TOTALS (9/3)</b>		<b>69</b>	<b>179</b>	<b>2.6</b>	<b>19</b>	<b>0</b>	<b>6</b>	<b>47</b>	<b>7.8</b>	<b>14</b>	<b>0</b>	<b>221</b>

### LACY'S SINGLE-GAME HIGHS

<b>Rushing</b> <b>Rush Attempts:</b> 29 at Minnesota (10/27/13) <b>Rush Yards:</b> 150 vs. Chicago (11/4/13) <b>Longest Rush:</b> 60 at Dallas (12/15/13) <b>Most Rush TDs:</b> 2 twice, last vs. Minnesota (10/2/14)	<b>Receiving</b> <b>Most Rec.:</b> 8 at New Orleans (10/26/14) <b>Most Rec. Yards:</b> 123 at New Orleans (10/26/14) <b>Longest Reception:</b> 67 at New Orleans (10/26/14) <b>Most Rec. TDs:</b> 1 six times, last at Arizona (12/27/15)
---	---

## LACY'S NFL RECORD

	Club	G/S	Rushing					Receiving				
			Att	Yds	Avg	LG	TD	No	Yds	Avg	LG	TD
2013	Green Bay	15/15	284	1,178	4.1	60	11	35	257	7.3	34	0
2014	Green Bay	16/16	246	1,139	4.6	44t	9	42	427	10.2	67	4
2015	Green Bay	15/12	187	758	4.1	29	3	20	188	9.4	28t	2
2016	Green Bay	5/5	71	360	5.1	31	0	4	28	7.0	17	0
2017	Seattle	9/3	69	170	2.6	19	0	6	47	7.8	14	0
<b>NFL TOTALS</b>		<b>60/51</b>	<b>857</b>	<b>3,614</b>	<b>4.2</b>	<b>60</b>	<b>23</b>	<b>107</b>	<b>947</b>	<b>8.9</b>	<b>67</b>	<b>6</b>

### POSTSEASON

	Club	G/S	Rushing					Receiving				
			Att	Yds	Avg	LG	TD	No	Yds	Avg	LG	TD
2013	Green Bay	1/1	21	81	3.9	8	0	2	7	3.5	4	0
2014	Green Bay	2/2	40	174	4.4	29	0	1	10	10.0	10	0
2015	Green Bay	2/2	24	152	6.3	61	1	2	2	1.0	4	0
<b>NFL TOTALS</b>		<b>5/5</b>	<b>85</b>	<b>407</b>	<b>4.8</b>	<b>61</b>	<b>1</b>	<b>5</b>	<b>19</b>	<b>3.8</b>	<b>10</b>	<b>0</b>

## LACY'S GAME-BY-GAME

2013	Opponent	-----Rushing-----					-----Receiving-----					Total
		Att	Yds	Avg	LG	TD	Rec	Yds	Avg	LG	TD	
9/8	at San Francisco	14	41	2.9	7	1	1	31	31.0	31	0	72
9/15	Washington	1	10	10.0	10	0	0	0	0.0	0.0	0	10
9/22	at Cincinnati	Inactive (concussion)										
10/6	Detroit	23	99	4.3	13	0	1	-2	-2.0	-2	0	97
10/13	at Baltimore	23	120	5.2	37	0	1	5	5.0	5	0	125
10/20	Cleveland	22	82	3.7	13	1	5	26	5.2	7	0	108
10/27	at Minnesota	29	94	3.2	17	1	4	18	4.5	9	0	112
11/4	Chicago	22	150	6.8	56	1	0	0	0.0	0	0	150
11/10	Philadelphia	24	73	3.0	11	0	2	11	5.5	13	0	84
11/17	at N.Y. Giants	14	27	1.9	5	1	2	21	10.5	16	0	48
11/24	Minnesota	25	110	4.4	17	1	6	48	8.0	16	0	158
11/28	at Detroit	10	16	1.6	4	0	2	23	11.5	20	0	39
12/8	Atlanta	20	65	3.3	11	1	3	25	8.3	16	0	90
12/15	at Dallas	21	141	6.7	60	1	4	30	7.5	34	0	171
12/22	Pittsburgh	15	84	5.6	14t	2	2	6	3.0	5	0	90
12/29	at Chicago	21	66	3.1	17	1	2	15	7.5	8	0	81
<b>TOTALS (15/15)</b>		<b>284</b>	<b>1,178</b>	<b>4.1</b>	<b>60</b>	<b>11</b>	<b>35</b>	<b>257</b>	<b>7.3</b>	<b>34</b>	<b>0</b>	<b>1,435</b>
1/5	San Francisco	21	81	3.9	8	0	2	7	3.5	4	0	88
<b>PLAYOFFS (1/1)</b>		<b>21</b>	<b>81</b>	<b>3.9</b>	<b>8</b>	<b>0</b>	<b>2</b>	<b>7</b>	<b>3.5</b>	<b>4</b>	<b>0</b>	<b>88</b>

2014	Opponent	-----Rushing-----					-----Receiving-----					Total
		Att	Yds	Avg	LG	TD	Rec	Yds	Avg	LG	TD	
9/4	at Seattle	12	34	2.8	15	0	3	11	3.7	12	0	45
9/14	N.Y. Jets	13	43	3.3	10	0	2	18	9.0	11	0	61
9/21	at Detroit	11	36	3.3	17	0	1	9	9.0	9	0	45
9/28	at Chicago	17	48	2.8	10	1	1	11	11.0	11	0	59
10/2	Minnesota	13	105	8.1	29	2	3	27	9.0	21	0	132
10/12	at Miami	14	40	2.9	10	0	0	0	0.0	0	0	40
10/19	Carolina	12	63	5.3	11	1	3	10	3.3	5	0	73
10/26	at New Orleans	13	59	4.5	19	0	8	123	15.4	67	0	182
11/9	Chicago	14	50	3.6	16	0	3	68	22.7	56t	1	118
11/16	Philadelphia	10	69	6.9	37	1	3	45	15.0	32t	1	114
11/23	at Minnesota	25	125	5.0	16	1	2	13	6.5	10t	1	138
11/30	New England	21	98	4.7	24	0	2	17	8.5	12	0	115
12/8	Atlanta	13	73	5.6	22	1	5	33	6.6	13	1	106
12/14	at Buffalo	15	97	6.5	22	1	2	11	5.5	12	0	108
12/21	at Tampa Bay	17	99	5.8	44t	1	1	5	5.0	5	0	104
12/28	Detroit	26	100	3.8	22	0	3	26	8.7	15	0	126
<b>TOTALS (16/16)</b>		<b>246</b>	<b>1,139</b>	<b>4.6</b>	<b>44t</b>	<b>9</b>	<b>42</b>	<b>427</b>	<b>10.2</b>	<b>67t</b>	<b>4</b>	<b>1,566</b>
1/11	Dallas	19	101	5.3	29	0	1	10	10.0	10	0	111
1/18	at Seattle	21	73	3.5	13	0	0	0	0.0	0	0	73
<b>PLAYOFFS (2/2)</b>		<b>40</b>	<b>174</b>	<b>4.4</b>	<b>29</b>	<b>0</b>	<b>1</b>	<b>10</b>	<b>10.0</b>	<b>10</b>	<b>0</b>	<b>184</b>



2015	Opponent	-----Rushing-----					-----Receiving-----					Total	
		Att	Yds	Avg	LG	TD	Rec	Yds	Avg	LG	TD		
9/13	at Chicago	19	85	4.5	16	1	2	14	7.0	9	0	99	
9/20	Seattle	3	9	3.0	8	0	0	0	0.0	0	0	9	
9/28	Kansas City	10	46	4.6	13	0	3	41	13.7	26	0	87	
10/4	at San Francisco	18	90	5.0	15	0	1	3	3.0	3	0	93	
10/11	St. Louis	13	27	2.1	8	0	1	8	8.0	8	0	35	
10/18	San Diego	4	3	0.8	3	0	2	17	8.5	12	0	20	
11/1	at Denver	11	38	3.5	15	1	1	9	9.0	0	0	47	
11/8	at Carolina	5	10	2.0	7	0	0	0	0.0	0	0	10	
11/15	Detroit	Inactive (groin)											
11/22	at Minnesota	22	100	4.5	27	0	1	6	6.0	6	0	106	
11/26	Chicago	17	105	6.2	29	0	4	34	8.5	25t	1	139	
12/3	at Detroit	5	4	0.8	2	0	1	-3	-3.0	-3	0	1	
12/13	Dallas	24	124	5.2	24	1	1	24	24.0	24	0	148	
12/20	at Oakland	11	23	2.1	8	0	0	0	0.0	0	0	23	
12/27	at Arizona	12	60	5.0	25	0	1	28	28.0	28t	1	88	
1/3	Minnesota	13	34	2.6	11	0	2	7	3.5	14	0	41	
<b>TOTALS (15/12)</b>		<b>187</b>	<b>758</b>	<b>4.1</b>	<b>29</b>	<b>3</b>	<b>20</b>	<b>188</b>	<b>9.4</b>	<b>28t</b>	<b>2</b>	<b>946</b>	
1/10	at Washington	12	63	5.3	30	1	0	0	0.0	0	0	63	
1/16	at Arizona	12	89	7.4	61	0	2	2	1.0	4	0	91	
<b>PLAYOFF TOTALS (2/2)</b>		<b>24</b>	<b>152</b>	<b>6.3</b>	<b>61</b>	<b>1</b>	<b>2</b>	<b>2</b>	<b>1.0</b>	<b>4</b>	<b>0</b>	<b>154</b>	

2016	Opponent	-----Rushing-----					-----Receiving-----					Total	
		Att	Yds	Avg	LG	TD	Rec	Yds	Avg	LG	TD		
9/11	at Jacksonville	14	61	4.4	28	0	1	17	17.0	17	0	78	
9/18	at Minnesota	12	50	4.2	13	0	0	0	0.0	0	0	50	
9/25	Detroit	17	103	6.1	25	0	1	2	2.0	2	0	105	
10/9	N.Y. Giants	11	81	7.4	31	0	1	3	3.0	3	0	84	
10/16	Dallas	17	65	3.8	25	0	1	6	6.0	6	0	71	
Games 6-16		Injured Reserve (ankle)											
<b>TOTALS (5/5)</b>		<b>71</b>	<b>360</b>	<b>5.1</b>	<b>31</b>	<b>0</b>	<b>4</b>	<b>28</b>	<b>7.0</b>	<b>17</b>	<b>0</b>	<b>388</b>	



# 20

## JEREMY LANE

### CORNERBACK

**Height** 6-0

**Weight** 190

**College** Northwestern St. (La.)

**Seasons** NFL 6th, Seahawks 6th

**Born** July 14, 1990

**Hometown** Tyler, Texas

## LANE'S 2017 SEASON

**at GB (9/10):** Started at RCB in base and had one solo tackle before being ejected after apparently throwing a punch at an opponent. **SF (9/17):** Started at RCB and had five solo stops. **Indy (10/1):** Started at RCB, but left the game early with a groin injury. **at LA (10/8):** Inactive (groin). **at NYG (10/22):** Inactive (groin). **Wash (11/5):** Inactive. **at Ariz (11/9):** Replaced Richard Sherman (achilles) in the second half and had two solo tackles. **Atl (11/20):** Started at LCB and tied a career high with seven tackles.

### LANE'S 2017 GAME-BY-GAME

Game	G/S	T	S	A	QB	Yds.	QH	Int.	Yds.	PD	FF	FR	Yds.
at GB (9/10)	1/1	1	1	0	0.0	0.0	0	0	0	0	0	0	0
SF (9/17)	1/1	5	5	0	0.0	0.0	0	0	0	0	0	0	0
at Ten (9/24)	1/1	3	3	0	0.0	0.0	0	0	0	0	0	0	0
Indy (10/1)	1/1	0	0	0	0.0	0.0	0	0	0	0	0	0	0
at LA (10/8)	0/0	Inactive (Groin)											
at NYG (10/22)	0/0	Inactive (Groin)											
Hou (10/29)	1/0	0	0	0	0.0	0.0	0	0	0	0	0	0	0
Wash (11/5)	0/0	Inactive											
at Ariz (11/9)	1/0	2	2	0	0.0	0.0	0	0	0	0	0	0	0
Atl (11/20)	1/1	7	2	5	0.0	0.0	0	0	0	0	0	0	0
at SF (11/26)	1/1	4	3	1	0.0	0.0	0	0	0	0	0	0	0
Phi (12/3)	1/0	0	0	0	0.0	0.0	0	0	0	0	0	0	0
at Jax (12/10)	1/0	Special Teams Only											
<b>Totals</b>	<b>10/6</b>	<b>22</b>	<b>16</b>	<b>6</b>	<b>0.0</b>	<b>0.0</b>	<b>0</b>	<b>0</b>	<b>0</b>	<b>0</b>	<b>0</b>	<b>0</b>	<b>0</b>

### LANE'S SINGLE-GAME HIGHS

**Tackles:** 7, 2 Times, Last Atlanta (11/20/17)      **FF:** 1 vs. Arizona (11/23/14)  
**Sacks:** None      **FR:** None  
**Int.:** 1, 2 Times, Last at Arizona (1/3/16)

### ADDITIONAL STATS

**Special Teams Tackles:** 2012 (5), 2013 (13), 2014 (1), 2015 (1), 2016 (3); **Career:** (23).  
**Postseason Special Teams Tackles:** 2012 (2), 2013 (3), 2014 (3), 2015 (0); **Career:** (8).

## LANE'S NFL RECORD

Club	G/S	Tackles			Sacks		Interceptions									
		Tkl	So	Ast	QB	Yds	No	Yds	Avg	LG	TD	PD	FF	FR	Yds	
2012 Seattle	13/3	10	5	5	0.0	0.0	0	0	0.0	0	0	0	0	0	0	0
2013 Seattle	15/0	12	9	3	0.0	0.0	0	0	0.0	0	0	4	0	0	0	0
2014 Seattle	7/1	12	8	4	0.0	0.0	0	0	0.0	0	0	3	1	0	0	0
2015 Seattle	6/2	11	10	1	0.0	0.0	2	60	30.0	54	0	6	0	0	0	0
2016 Seattle	16/9	46	33	13	0.0	0.0	0	0	0.0	0	0	3	0	0	0	0
2017 Seattle	10/6	22	16	6	0.0	0.0	0	0	0.0	0	0	0	0	0	0	0
<b>NFL TOTALS</b>	<b>67/22</b>	<b>113</b>	<b>81</b>	<b>32</b>	<b>0.0</b>	<b>0.0</b>	<b>2</b>	<b>60</b>	<b>30.0</b>	<b>54</b>	<b>0</b>	<b>16</b>	<b>1</b>	<b>0</b>	<b>0</b>	<b>0</b>

### POSTSEASON

Club	G/S	Tackles			Sacks		Interceptions									
		Tkl	So	Ast	QB	Yds	No	Yds	Avg	LG	TD	PD	FF	FR	Yds	
2012 Seattle	2/0	Special Teams Only														
2013 Seattle	3/0	1	1	0	0.0	0.0	0	0	0.0	0	0	0	0	0	0	0
2014 Seattle	3/0	7	5	2	0.0	0.0	1	14	14.0	14	0	1	0	0	0	0
2015 Seattle	2/1	4	2	2	0.0	0.0	0	0	0.0	0	0	1	0	0	0	0
2016 Seattle	2/1	7	5	2	0.0	0.0	0	0	0.0	0	0	0	0	0	0	0
<b>NFL TOTALS</b>	<b>12/2</b>	<b>19</b>	<b>13</b>	<b>6</b>	<b>0.0</b>	<b>0.0</b>	<b>1</b>	<b>14</b>	<b>14.0</b>	<b>14</b>	<b>0</b>	<b>2</b>	<b>0</b>	<b>0</b>	<b>0</b>	<b>0</b>



16

## TYLER LOCKETT

### WIDE RECEIVER

**Height** 5-10  
**Weight** 182  
**College** Kansas State  
**Seasons** NFL 3rd, Seahawks 3rd  
**Born** September 28, 1992  
**Hometown** Tulsa, Okla.

## LOCKETT'S 2017 SEASON

at **GB (9/10)**: Saw action at WR and as the punt and kickoff returner. Averaged 30.3 yards on three kick-off returns. **SF (9/17)**: Led team with 64 receiving yards and tied for team high with six catches. **Indy (10/1)**: Led team with 67 receiving yards on four catches. **Hou (10/29)**: Tied for team lead with six receptions and led team with 121 yards. Had key 19-yard reception on game-winning drive that set up the go-head 18-yard TD on the very next play. **Atl (11/20)**: Averaged a season-high 39.4 yards on five kick-off returns and earned NFC Special Teams Player of the Week. **Phi (12/3)**: Had first TD of the season on a 1-yard pass from Wilson. **at Jax (12/10)**: Led team with 90 yards on four receptions, including a career-long, 74-yard TD reception that pulled Seattle within 30-24 late in the fourth quarter.

2017	Opponent	No	Yds	Avg	LG	TD
09/10	at Green Bay	1	8	8.0	8	0
09/17	San Francisco	6	64	10.7	22	0
09/24	at Tennessee	2	30	15.0	16	0
10/01	Indianapolis	4	67	16.8	41	0
10/08	at L.A. Rams	3	26	8.7	12	0
10/22	at N.Y. Giants	4	29	7.3	14	0
10/29	Houston	6	121	20.2	54	0
11/05	Washington	2	10	5.0	6	0
11/09	at Arizona	1	16	16.0	16	0
11/20	Atlanta	4	37	9.3	14	0
11/26	at San Francisco	0	0	0.0	0	0
12/03	Philadelphia	2	17	8.5	16	1
12/10	at Jacksonville	4	90	22.5	74t	1
<b>TOTALS (13/7)</b>		<b>39</b>	<b>515</b>	<b>13.2</b>	<b>74t</b>	<b>2</b>

**Additional Stats: Rushing:** 9 for 56 yards (6.2 avg) with a long of 22.

## LOCKETT'S NFL RECORD

Year	Club	G/S	No	Yds	Avg	LG	TD
2015	Seattle	16/8	51	664	13.0	49t	6
2016	Seattle	15/9	41	597	14.6	57t	1
2017	Seattle	13/7	39	515	13.2	74t	2

<b>NFL TOTALS</b>	<b>44/24</b>	<b>131</b>	<b>1,776</b>	<b>13.6</b>	<b>74t</b>	<b>9</b>
-------------------	--------------	------------	--------------	-------------	------------	----------

Year	Club	G/S	-----Kickoff Returns-----				-----Punt Returns-----					
			No	Yds	Avg	LG	TD	No	Yds	Avg	LG	TD
2015	Seattle	16/8	33	852	25.8	105t	1	40	379	9.5	66	1
2016	Seattle	15/9	23	606	26.3	46	0	29	243	8.4	62	0
2017	Seattle	13/7	27	675	25.0	57	0	29	171	5.9	21	0

<b>NFL TOTALS</b>	<b>44/24</b>	<b>83</b>	<b>2,133</b>	<b>25.7</b>	<b>105t</b>	<b>1</b>	<b>98</b>	<b>793</b>	<b>8.1</b>	<b>66</b>	<b>1</b>
-------------------	--------------	-----------	--------------	-------------	-------------	----------	-----------	------------	------------	-----------	----------

### POSTSEASON

Year	Club	G/S	No	Yds	Avg	LG	TD
2015	Seattle	2/0	4	110	27.5	35	1

<b>NFL TOTALS</b>	<b>2/0</b>	<b>4</b>	<b>110</b>	<b>27.5</b>	<b>35</b>	<b>1</b>
-------------------	------------	----------	------------	-------------	-----------	----------

Year	Club	G/S	-----Kickoff Returns-----				-----Punt Returns-----					
			No	Yds	Avg	LG	TD	No	Yds	Avg	LG	TD
2015	Seattle	2/0	4	104	26.0	50	0	4	18	4.5	8	0
<b>NFL TOTALS</b>		<b>2/0</b>	<b>4</b>	<b>104</b>	<b>26.0</b>	<b>50</b>	<b>0</b>	<b>4</b>	<b>18</b>	<b>4.5</b>	<b>8</b>	<b>0</b>

## LOCKETT'S SINGLE-GAME HIGHS

**Most Rec.:** 7, 2 Times, Last vs. L.A. Rams (12/15/16) **Most Yards:** 130 vs. L.A. Rams (12/15/16)  
**Most TDs:** 2, 2 Times, Last at Baltimore (12/13/15) **Longest Rec.:** 74t at Jacksonville (12/10/17)

## ADDITIONAL STATS

**Rushing:** 2015: (Rushed 5 times for 20 yards, 4.0 avg., with a long of 8.), 2016: (Rushed 6 times for 114 yards, 19.0 avg, with a long of 75 and 1 TD), 2017: (Rushed 9 times for 56 yards, 6.2 avg. with a long of 22); **Career:** (Rushed 20 times for 190 yards, 9.5 avg, with a long of 75 and 1 TD).

## LOCKETT'S GAME-BY-GAME RECEIVING

2015	Opponent	No	Yds	Avg	LG	TD	2016	Opponent	No	Yds	Avg	LG	TD
9/13	at St. Louis	4	34	8.5	12	0	9/11	Miami	3	17	5.7	6	0
9/20	at Green Bay	2	17	8.5	17	0	9/18	at L.A. Rams	4	99	24.8	53	0
9/27	Chicago	0	0	0.0	0	0	9/25	San Francisco	0	0	0.0	0	0
10/5	Detroit	4	58	14.5	23	0	10/2	at N.Y. Jets	1	13	13.0	13	0
10/11	at Cincinnati	2	29	14.5	22	0	10/16	Atlanta	3	23	7.7	10	0
10/18	Carolina	0	0	0.0	0	0	10/23	at Arizona	2	13	6.5	8	0
10/22	at San Francisco	5	79	15.8	43t	1	10/30	at New Orleans	4	32	8.0	10	0
11/1	at Dallas	3	36	12.0	16	0	11/7	Buffalo	1	17	17.0	17	0
11/15	Arizona	1	7	7.0	7	0	11/13	at New England	3	72	24.0	36	0
11/22	San Francisco	4	48	12.0	24t	2	11/20	Philadelphia	2	39	19.5	30	0
11/29	Pittsburgh	3	38	12.7	16	0	11/27	at Tampa Bay	0	0	0.0	0	0
12/6	at Minnesota	7	90	12.9	29	0	12/4	Carolina	5	63	12.6	40	0
12/13	at Baltimore	6	104	17.3	49t	2	12/11	at Green Bay	4	41	10.3	15	0
12/20	Cleveland	5	55	11.0	27t	1	12/15	L.A. Rams	7	130	18.6	57t	1
12/27	St. Louis	3	33	11.0	16	0	12/24	Arizona	2	38	19.0	28	0
1/3	at Arizona	2	36	18.0	36	0	<b>TOTALS (15/9)</b>		<b>41</b>	<b>597</b>	<b>14.6</b>	<b>57t</b>	<b>1</b>

<b>TOTALS (16/8)</b>	<b>51</b>	<b>664</b>	<b>13.0</b>	<b>49t</b>	<b>6</b>
----------------------	-----------	------------	-------------	------------	----------

1/10	at Minnesota	1	35	35.0	35	0
------	--------------	---	----	------	----	---

1/17	at Carolina	3	75	25.0	33t	1
------	-------------	---	----	------	-----	---

<b>PLAYOFF TOTALS (2/0)</b>	<b>4</b>	<b>110</b>	<b>27.5</b>	<b>35</b>	<b>1</b>
-----------------------------	----------	------------	-------------	-----------	----------



44

**DEWEY McDONALD**  
LINEBACKER

**Height** 6-0  
**Weight** 229  
**College** California Univ. (Pa.)  
**Seasons** NFL 4th, Seahawks 2nd  
**Born** June 10, 1990  
**Hometown** Ranson, W. Va.

## McDONALD'S 2017 SEASON

Was placed on IR (knee) September 27. **at GB (9/10):** Saw limited action at linebacker and a key member of special teams. **SF (9/17):** Saw action on special teams and had a tackle. **at Ten (9/24):** Injured knee on opening kickoff and did not return.

### McDONALD'S 2017 GAME-BY-GAME

Game	G/S	T	S	A	QB	Yds.	QH	Int.	Yds.	PD	FF	FR	Yds.
at GB (9/10)	1/0	0	0	0	0.0	0.0	0	0	0	0	0	0	0
SF (9/17)	1/0	Special Teams Only											
at Ten (9/24)	1/0	Special Teams Only											
<b>Totals</b>	<b>3/0</b>	<b>0</b>	<b>0</b>	<b>0</b>	<b>0.0</b>	<b>0.0</b>	<b>0</b>	<b>0</b>	<b>0</b>	<b>0</b>	<b>0</b>	<b>0</b>	<b>0</b>

**Additional Stats:** Special Teams Tackles: 1.

## McDONALD'S NFL RECORD

Club	G/S	Tackles			Sacks		Interceptions									
		Tkl	So	Ast	QB	Yds	No	Yds	Avg	LG	TD	PD	FF	FR	Yds	
2014 Indianapolis	12/0	0	0	0	0.0	0.0	0	0	0.0	0	0	0	0	0	0	0
2015 Indianapolis	1/0	1	0	1	0.0	0.0	0	0	0.0	0	0	0	0	0	0	0
New England	1/0	0	0	0	0.0	0.0	0	0	0.0	0	0	0	0	0	0	0
Oakland	1/0	0	0	0	0.0	0.0	0	0	0.0	0	0	0	0	0	0	0
2016 Seattle	14/0	0	0	0	0.0	0.0	0	0	0.0	0	0	1	0	0	0	0
2017 Seattle	3/0	0	0	0	0.0	0.0	0	0	0.0	0	0	0	0	0	0	0
<b>NFL TOTALS</b>	<b>32/0</b>	<b>1</b>	<b>0</b>	<b>1</b>	<b>0.0</b>	<b>0.0</b>	<b>0</b>	<b>0</b>	<b>0.0</b>	<b>0</b>	<b>0</b>	<b>1</b>	<b>0</b>	<b>0</b>	<b>0</b>	<b>0</b>

### POSTSEASON

Club	G/S	Tackles			Sacks		Interceptions									
		Tkl	So	Ast	QB	Yds	No	Yds	Avg	LG	TD	PD	FF	FR	Yds	
2014 Indianapolis	3/0	0	0	0	0.0	0.0	0	0	0.0	0	0	0	0	0	0	0
2016 Seattle	2/0	0	0	0	0.0	0.0	0	0	0.0	0	0	0	0	0	0	0
<b>NFL TOTALS</b>	<b>5/0</b>	<b>0</b>	<b>0</b>	<b>0</b>	<b>0.0</b>	<b>0.0</b>	<b>0</b>	<b>0</b>	<b>0.0</b>	<b>0</b>	<b>0</b>	<b>0</b>	<b>0</b>	<b>0</b>	<b>0</b>	<b>0</b>

## McDONALD'S SINGLE-GAME HIGHS

**Tackles:** 1 vs. New Orleans (10/25/15)

**FF:** None

**Sacks:** None

**FR:** None

**Int.:** None

## ADDITIONAL STATS

**Special Teams Tackles:** 2014 (13), 2015 (0), 2016 (8), 2017 (1); **Career:** 22.



30

## BRADLEY McDOUGALD

SAFETY

**Height** 6-1

**Weight** 215

**College** Kansas

**Seasons** NFL 5th, Seahawks 1st

**Born** November 15, 1990

**Hometown** Columbus, Ohio

**Pronunciation** mick-DOO-gull

## McDOUGALD'S NFL RECORD

at **GB (9/10)**: Saw limited action at safety and a key member of special teams. **SF (9/17)**: Saw action as a third safety on defense and had three special teams tackles. **Indy (10/1)**: Assisted on two tackles and had a special teams stop. at **NYG (10/22)**: Had a season-high three tackles. **Hou (10/29)**: Had one solo stop and a special teams stop. Replaced Earl Thomas (hamstring) at FS in the game's final two drives. **Wash (11/5)**: Made first start for Seattle at FS in place of Thomas (hamstring) and had five tackles. at **Ariz (11/9)**: Started second game for Thomas and had four tackles and a pass defended. **Atl (11/20)**: Started at SS in place of Kam Chancellor (neck) and had five tackles. **Phi (12/3)**: Recorded a season-high 12 tackles. Also had two passes defended.

### McDOUGALD'S 2017 GAME-BY-GAME

Game	G/S	T	S	A	QB	Yds.	QH	Int.	Yds.	PD	FF	FR	Yds.
at GB (9/10)	1/0	0	0	0	0.0	0.0	0	0	0	0	0	0	0
SF (9/17)	1/0	0	0	0	0.0	0.0	0	0	0	0	0	0	0
at Ten (9/24)	1/0	1	1	0	0.0	0.0	0	0	0	0	0	0	0
Indy (10/1)	1/0	2	0	2	0.0	0.0	0	0	0	0	0	0	0
at LA (10/8)	1/0	0	0	0	0.0	0.0	0	0	0	0	0	0	0
at NYG (10/22)	1/0	3	3	0	0.0	0.0	0	0	0	0	0	0	0
Hou (10/29)	1/0	1	1	0	0.0	0.0	0	0	0	0	0	0	0
Wash (11/5)	1/1	5	2	3	0.0	0.0	0	0	0	0	0	0	0
at Ariz (11/9)	1/1	4	3	1	0.0	0.0	0	0	0	1	0	0	0
Atl (11/20)	1/1	5	4	1	0.0	0.0	0	0	0	0	0	0	0
at SF (11/26)	1/1	9	7	2	0.0	0.0	0	0	0	0	0	0	0
Phi (12/3)	1/1	12	7	5	0.0	0.0	0	0	0	2	0	0	0
at Jax (12/10)	1/1	8	5	3	0.0	0.0	0	0	0	0	0	0	0
<b>Totals</b>	<b>13/6</b>	<b>50</b>	<b>33</b>	<b>17</b>	<b>0.0</b>	<b>0.0</b>	<b>0</b>	<b>0</b>	<b>0</b>	<b>3</b>	<b>0</b>	<b>0</b>	<b>0</b>

**Additional Stats:** Special Teams Tackles: 7

## McDOUGALD'S NFL RECORD

	Club	Tackles					Sacks		Interceptions								
		G/S	Tkl	So	Ast	QB	Yds	No	Yds	Avg	LG	TD	PD	FF	FR	Yds	
2013	Kansas City	1/0	0	0	0	0.0	0.0	0	0	0.0	0	0	0	0	0	0	0
	Tampa Bay	3/0	0	0	0	0.0	0.0	0	0	0.0	0	0	0	0	0	0	
2014	Tampa Bay	15/5	46	37	9	0.0	0.0	1	0	0.0	0	0	7	0	0	0	
2015	Tampa Bay	16/15	87	67	20	0.0	0.0	2	1	0.5	1	0	4	0	0	0	
2016	Tampa Bay	16/16	91	79	12	0.0	0.0	2	32	16.0	32	0	10	0	1	6	
2017	Seattle	13/6	50	33	17	0.0	0.0	0	0	0.0	0	0	3	0	0	0	
<b>NFL TOTALS</b>		<b>64/42</b>	<b>274</b>	<b>216</b>	<b>58</b>	<b>0.0</b>	<b>0.0</b>	<b>5</b>	<b>33</b>	<b>6.6</b>	<b>32</b>	<b>0</b>	<b>24</b>	<b>0</b>	<b>1</b>	<b>6</b>	

### McDOUGALD'S SINGLE-GAME HIGHS

**Tackles:** 15 at Carolina (12/14/14)

**FF:** None

**Sacks:** None

**FR:** 1 vs. Chicago (11/13/16)

**Int.:** 1, 5 Times, Last vs. Seattle (11/27/16)

### ADDITIONAL STATS

**Special Teams Tackles:** 2014 (4), 2017 (7); **Career:** (11).



**94 MALIK McDOWELL**  
DEFENSIVE TACKLE

Height 6-6  
Weight 299  
College Michigan State  
NFL Seasons Rookie  
Born June 20, 1996  
Hometown Detroit, Mich.  
Pronunciation muh-LEEK

## McDOWELL'S 2017 SEASON

Began the season on NFI.



**19 TANNER McEVOY**  
WIDE RECEIVER

Height 6-6  
Weight 230  
College Wisconsin  
Seasons NFL 2nd, Seahawks 2nd  
Born January 26, 1993  
Hometown Hillsdale, N.J.

## McEVOY'S 2017 SEASON

**at GB (9/10):** Saw action at WR and on special teams. **at LA (10/8):** Had a special teams tackle and passed for an interception on an end-around-pass. **Hou (10/29):** Had first reception of the season, a career-long 53-yarder. Also had a special teams stop and forced fumble.

2017	Opponent	No	Yds	Avg	LG	TD	2016	Opponent	No	Yds	Avg	LG	TD
09/10	at Green Bay	0	0	0.0	0	0	09/11	Miami	0	0	0.0	0	0
09/17	San Francisco	0	0	0.0	0	0	09/18	at L.A. Rams	Inactive				
09/24	at Tennessee	0	0	0.0	0	0	09/25	San Francisco	0	0	0.0	0	0
10/01	Indianapolis	0	0	0.0	0	0	10/02	at N.Y. Jets	1	42	42.0	42t	1
10/08	at L.A. Rams	0	0	0.0	0	0	10/16	Atlanta	1	17	17.0	17	0
10/22	at N.Y. Giants	0	0	0.0	0	0	10/23	at Arizona	1	10	10.0	10	0
10/29	Houston	1	53	53.0	53	0	10/30	at New Orleans	0	0	0.0	0	0
11/05	Washington	1	10	10.0	10	0	11/07	Buffalo	0	0	0.0	0	0
11/09	at Arizona	0	0	0.0	0	0	11/13	at New England	Inactive				
11/20	Atlanta	0	0	0.0	0	0	11/20	Philadelphia	0	0	0.0	0	0
11/26	at San Francisco	2	31	15.5	24	0	11/27	at Tampa Bay	0	0	0.0	0	0
12/03	Philadelphia	0	0	0.0	0	0	12/04	Carolina	1	14	14.0	14	0
12/10	at Jacksonville	0	0	0.0	0	0	12/11	at Green Bay	3	41	13.7	21t	1
<b>TOTALS (13/0)</b>		<b>4</b>	<b>94</b>	<b>23.5</b>	<b>53</b>	<b>0</b>	12/15	L.A. Rams	0	0	0.0	0	0
<b>Additional Stats:</b>		Special Teams Tackles: 4, FF.											
							12/24	Arizona	0	0	0.0	0	0
							1/1/17	at San Francisco	2	16	8.0	9	0
<b>TOTALS (14/0)</b>		<b>9</b>	<b>140</b>	<b>15.6</b>	<b>42t</b>	<b>2</b>	01/07	Detroit	0	0	0.0	0	0
							01/14	at Atlanta	0	0	0.0	0	0
<b>TOTALS (2/0)</b>		<b>0</b>	<b>0</b>	<b>0.0</b>	<b>0</b>	<b>0</b>							

## McEVOY'S NFL RECORD

Year	Club	G/S	No	Yds	Avg	LG	TD
2016	Seattle	14/0	9	140	15.6	42t	2
2017	Seattle	13/0	4	94	23.5	53	0
<b>NFL TOTALS</b>		<b>27/0</b>	<b>13</b>	<b>234</b>	<b>18.0</b>	<b>53</b>	<b>2</b>

POSTSEASON							
Year	Club	G/S	No	Yds	Avg	LG	TD
2016	Seattle	2/0	0	0	0.0	0	0
<b>NFL TOTALS</b>		<b>2/0</b>	<b>0</b>	<b>0</b>	<b>0.0</b>	<b>0</b>	<b>0</b>

## McEVOY'S SINGLE-GAME HIGHS

**Most Rec.:** 3 at Green Bay (12/11/16)

**Most Yards:** 53 vs. Houston (10/29/17)

**Most TDs:** 1, 2 Times, Last Green Bay (12/11/16)

**Longest Reception:** 53 vs. Houston (10/29/17)

## ADDITIONAL STATS

**Special Teams Tackles:** 2016 (blocked punt), 2017 (4, FF); Career: 4, FF, blocked punt.

**Passing:** 2016 (1-1, 43 yards), 2017 (0-1, INT) Career: (1-2, 43 yards, INT).




21

## J.D. McKISSIC

### RUNNING BACK

Height	5-10
Weight	195
College	Arkansas State
Seasons	NFL 2nd, Seahawks 2nd
Born	August 15, 1993
Hometown	Phenix City, Ala.



38

## TRE MADDEN

### FULLBACK

Height	6-0
Weight	235
College	Southern California
Seasons	NFL 2nd, Seahawks 2nd
Born	August 16, 1993
Hometown	Aliso Viejo, Calif.

## McKISSIC'S 2017 SEASON

at GB (9/10): Inactive. SF (9/17): Inactive. at Ten (9/24): Inactive. Indy (10/1): Active for first game of 2017 in place of C.J. Prosise (ankle) and first touch on offense resulted in a 30-yard TD run. Also had a 27-yard TD reception late in the game on a fourth down play. Atl (11/20): Set career highs in rush attempts (7) and receptions (5). at SF (11/26): Started first-career game. Phi (12/3): Scored third TD of the season on a 15-yard reception in the fourth quarter.

2017	Opponent	-----Rushing-----					-----Receiving-----					Total
		Att	Yds	Avg	LG	TD	Rec	Yds	Avg	LG	TD	
09/10	at Green Bay	Inactive										
09/17	San Francisco	Inactive										
09/24	at Tennessee	Inactive										
10/01	Indianapolis	4	38	9.5	30t	1	1	27	27.0	27t	1	65
10/08	at L.A. Rams	2	0	0.0	3	0	3	36	12.0	21	0	36
10/22	at N.Y. Giants	3	10	3.3	10	0	2	23	11.5	16	0	33
10/29	Houston	4	6	1.5	4	0	1	6	6.0	6	0	12
11/05	Washington	3	12	4.0	6	0	2	14	7.0	9	0	26
11/09	at Arizona	5	26	5.2	17	0	4	20	5.0	9	0	46
11/20	Atlanta	7	30	4.3	7	0	5	23	4.6	9	0	53
11/26	at San Francisco	4	22	5.5	14	0	4	24	6.0	12	0	46
12/03	Philadelphia	1	-1	-1.0	-1	0	1	15	15.0	15t	1	14
12/10	at Jacksonville	3	15	5.0	9	0	5	20	4.0	6	0	35
<b>TOTALS (10/1)</b>		<b>36</b>	<b>158</b>	<b>4.4</b>	<b>30t</b>	<b>1</b>	<b>28</b>	<b>208</b>	<b>7.4</b>	<b>27t</b>	<b>2</b>	<b>356</b>

**Additional Stats:** Special Teams Tackles: 1.

## McKISSIC'S NFL RECORD

Club	G/S	Rushing					Receiving				
		Att	Yds	Avg	LG	TD	No	Yds	Avg	LG	TD
2016 Seattle	1/0	1	2	2.0	2	0	2	16	8.0	10	0
2017 Seattle	10/1	36	158	4.4	30t	1	28	208	7.4	27t	2
<b>NFL TOTALS</b>	<b>11/1</b>	<b>37</b>	<b>160</b>	<b>4.3</b>	<b>30t</b>	<b>1</b>	<b>30</b>	<b>224</b>	<b>7.5</b>	<b>27t</b>	<b>3</b>

POSTSEASON											
Club	G/S	Rushing					Receiving				
		Att	Yds	Avg	LG	TD	No	Yds	Avg	LG	TD
2016 Seattle	2/0	1	3	3.0	3	0	1	5	5.0	5	0
<b>NFL TOTALS</b>	<b>2/0</b>	<b>1</b>	<b>3</b>	<b>3.0</b>	<b>3</b>	<b>0</b>	<b>1</b>	<b>5</b>	<b>5.0</b>	<b>5</b>	<b>0</b>

### McKISSIC'S SINGLE-GAME HIGHS

<b>Rushing</b> <b>Rush Attempts:</b> 7 vs. Atlanta (11/20/17) <b>Rush Yards:</b> 38 vs. Indianapolis (10/1/17) <b>Longest Rush:</b> 30 vs. Indianapolis (10/1/17) <b>Most Rush TDs:</b> 1 vs. Indianapolis (10/1/17)	<b>Receiving</b> <b>Most Rec.:</b> 5, 2 Times, Last at Jacksonville (12/10/17) <b>Most Rec. Yards:</b> 36 at L.A. Rams (10/8/17) <b>Longest Reception:</b> 27 vs. Indianapolis (10/1/17) <b>Most Rec. TDs:</b> 1, 2 Times, Last vs. Philadelphia (12/3/17)
--	--

### ADDITIONAL STATS

Special Teams Tackles: 2017 (1); Career: 1.

## MADDEN'S 2017 SEASON

Placed on injured reserve (calf) November 7. at GB (9/10): Made first-career start at FB. SF (9/17): Started at FB. at Ten (9/24): Had a special teams tackle. at NYG (10/22): Had first-career scrimmage touch on a reception. Hou (10/29): Started third game of the season and had 66-yard reception. Also led the team with three special teams tackles.

2017	Opponent	-----Rushing-----					-----Receiving-----					Total
		Att	Yds	Avg	LG	TD	Rec	Yds	Avg	LG	TD	
09/10	at Green Bay	0	0	0.0	0	0	0	0	0.0	0	0	0
09/17	San Francisco	0	0	0.0	0	0	0	0	0.0	0	0	0
09/24	at Tennessee	0	0	0.0	0	0	0	0	0.0	0	0	0
10/01	Indianapolis	0	0	0.0	0	0	0	0	0.0	0	0	0
10/08	at L.A. Rams	0	0	0.0	0	0	0	0	0.0	0	0	0
10/22	at N.Y. Giants	0	0	0.0	0	0	1	-1	-1.0	-1	0	-1
10/29	Houston	0	0	0.0	0	0	1	66	66.0	66	0	66
11/05	Washington	0	0	0.0	0	0	0	0	0.0	0	0	0
<b>TOTALS (8/3)</b>		<b>0</b>	<b>0</b>	<b>0.0</b>	<b>0</b>	<b>0</b>	<b>2</b>	<b>65</b>	<b>32.5</b>	<b>66</b>	<b>0</b>	<b>65</b>

**Additional Stats:** Special Teams Tackles: 5.

## MADDEN'S NFL RECORD

Club	G/S	Rushing					Receiving				
		Att	Yds	Avg	LG	TD	No	Yds	Avg	LG	TD
2016 Seattle	Injured Reserve										
2017 Seattle	8/3	0	0	0.0	0	0	2	65	32.5	66	0
<b>NFL TOTALS</b>	<b>8/3</b>	<b>0</b>	<b>0</b>	<b>0.0</b>	<b>0</b>	<b>0</b>	<b>2</b>	<b>65</b>	<b>32.5</b>	<b>66</b>	<b>0</b>

### MADDEN'S SINGLE-GAME HIGHS

<b>Rushing</b> <b>Rush Attempts:</b> None <b>Rush Yards:</b> None <b>Longest Rush:</b> None <b>Most Rush TDs:</b> None	<b>Receiving</b> <b>Most Rec.:</b> 1, 2 Times, Last vs. Houston (10/29/17) <b>Most Rec. Yards:</b> 66 vs. Houston (10/29/17) <b>Longest Reception:</b> 66 vs. Houston (10/29/17) <b>Most Rec. TDs:</b> None
--	---

### ADDITIONAL STATS

Special Teams Tackles: 2017 (5); Career: 5.





41

## BYRON MAXWELL

### CORNERBACK

Height	6-1
Weight	198
College	Clemson
Seasons	NFL 7th, Seahawks 5th
Born	February 23, 1988
Hometown	North Charleston, S.C.

## MAXWELL'S NFL RECORD

Waived by Miami October 24. Signed with Seattle as a free agent November 14. **Atl (11/20)**: Pressed into playing time in first game at RCB after Shaquill Griffin suffered a concussion on the first series. **at SF (11/26)**: Started at RCB in place of Griffin (concussion). **Phi (12/3)**: Started at LCB and had seven tackles, two passes defended and an interception. **at Jax (12/10)**: Led team with nine tackles.

### MAXWELL'S 2017 GAME-BY-GAME

Game	G/S	T	S	A	QB	Yds.	QH	Int.	Yds.	PD	FF	FR	Yds.
<i>With Miami</i>													
TB (9/10)		Game Cancelled due to weather											
at LAC (9/17)	1/1	4	4	0	0.0	0.0	0	0	0	0	0	0	0
at NYJ (9/24)	1/1	4	4	0	0.0	0.0	0	0	0	0	1	0	0
<i>Games 4-7</i>													
Inactive													
<i>With Seattle</i>													
Atl (11/20)	1/0	3	3	0	0.0	0.0	0	0	0	1	0	0	0
at SF (11/26)	1/1	3	3	0	0.0	0.0	0	0	0	0	0	0	0
Phi (12/3)	1/1	7	4	3	0.0	0.0	0	1	0	2	0	0	0
at Jax (12/10)	1/1	9	9	0	0.0	0.0	0	0	0	1	0	0	0
<b>Totals</b>	<b>6/5</b>	<b>30</b>	<b>27</b>	<b>3</b>	<b>0.0</b>	<b>0.0</b>	<b>0</b>	<b>1</b>	<b>0</b>	<b>4</b>	<b>1</b>	<b>0</b>	<b>0</b>

## MAXWELL'S NFL RECORD

Club	G/S	Tackles			Sacks		Interceptions									
		Tkl	So	Ast	QB	Yds	No	Yds	Avg	LG	TD	PD	FF	FR	Yds	
2011 Seattle	9/0	0	0	0	0.0	0.0	0	0	0.0	0	0	0	0	0	1	0
2012 Seattle	9/0	6	6	0	0.0	0.0	0	0	0.0	0	0	2	1	1	11	
2013 Seattle	16/5	25	22	3	0.0	0.0	4	6	1.5	6	0	12	1	1	0	
2014 Seattle	13/12	39	35	4	0.0	0.0	2	23	11.5	21	0	12	1	1	0	
2015 Philadelphia	14/14	64	53	11	0.0	0.0	2	22	11.0	22	0	10	2	1	2	
2016 Miami	13/13	53	43	10	0.0	0.0	2	29	14.5	27	0	15	4	0	0	
2017 Miami	2/2	8	8	0	0.0	0.0	0	0	0.0	0	0	0	1	0	0	
Seattle	4/3	22	19	3	0.0	0.0	1	0	0.0	0	4	0	0	0	0	
<b>NFL TOTALS</b>	<b>80/49</b>	<b>217</b>	<b>186</b>	<b>31</b>	<b>0.0</b>	<b>0.0</b>	<b>11</b>	<b>80</b>	<b>7.3</b>	<b>27</b>	<b>0</b>	<b>55</b>	<b>10</b>	<b>5</b>	<b>13</b>	

### POSTSEASON

Club	G/S	Tackles			Sacks		Interceptions								
		Tkl	So	Ast	QB	Yds	No	Yds	Avg	LG	TD	PD	FF	FR	Yds
2012 Seattle	1/0	0	0	0	0.0	0.0	0	0	0.0	0	0	0	0	0	0
2013 Seattle	3/3	12	8	4	0.0	0.0	0	0	0.0	0	0	2	1	0	0
2014 Seattle	3/2	11	10	1	0.0	0.0	1	5	5.0	5	0	1	0	0	0
<b>NFL TOTALS</b>	<b>7/5</b>	<b>23</b>	<b>18</b>	<b>5</b>	<b>0.0</b>	<b>0.0</b>	<b>1</b>	<b>5</b>	<b>5.0</b>	<b>5</b>	<b>0</b>	<b>3</b>	<b>1</b>	<b>0</b>	<b>0</b>

### MAXWELL'S SINGLE-GAME HIGHS

**Tackles:** 11 vs. Denver (9/21/14) **FF:** 1 at N.Y. Jets (9/24/17)  
**Sacks:** None **FR:** 1 vs. New Orleans (10/11/15)  
**Int.:** 2 at N.Y. Giants (12/15/13)

### ADDITIONAL STATS

**Special Teams Tackles:** 2011 (1), 2012 (8), 2013 (3); **Career:** (12).



51

## JUSTIN MARCH-LILLARD

### LINEBACKER

**Height** 6-0  
**Weight** 227  
**College** Akron  
**Seasons** NFL 3rd, Seahawks 1st  
**Born** July 5, 1993  
**Hometown** Danville, Ill.

#### NFL TRANSACTIONS:

05/11/15: Signed with Kansas City as undrafted rookie free agent  
 09/01/15: Placed on IR  
 02/16/16: Activated from IR  
 10/18/16: Placed on IR  
 12/21/16: Designated to return from IR  
 12/30/16: Activated from IR  
 09/02/17: Waived by Kansas City  
 09/03/17: Claimed off waivers by Miami  
 09/26/17: Waived by Miami  
 09/27/17: Claimed off waivers by Seattle

#### NFL CAREER HIGHLIGHTS:

- Originally signed with Kansas City as an undrafted free agent on May 11, 2015.
- Was waived by Kansas City following training camp in 2017 and was claimed by Miami. Saw action in two games for the Dolphins, all on special teams.
- Started the first five games of 2016 for the Chiefs totalling 22 tackles and two passes

defensed before before being placed on injured reserve. Returned from IR the final week of the regular season but was inactive. Saw action in one postseason game in 2016.

- Spent the entire 2015 season on injured reserve.

**COLLEGE:** Played in 46 games (35 starts), recording 250 tackles (125 solo), including 3.5 sacks (-22 yards) and 14 tackles for loss in four seasons at Akron. Also had four interceptions returned 34 yards, 14 pass breakups and two forced fumbles. Returned one interception for a touchdown in 2013.

**PERSONAL:** Four-year letterwinner at Danville High School in Danville, Ill. Earned first-team all-conference and all-area honors and was named all-area player of the year as a senior after he recorded 153 tackles. Played in the 2010 East-West All-Star Game. Member of two conference championship teams his junior and senior seasons. Also was a three-year letterwinner in basketball and a two-year letter-winner in baseball.

## MARCH-LILLARD'S NFL RECORD

Club	G/S	Tackles					Sacks		Interceptions						
		Tkl	So	Ast	QB	Yds	No	Yds	Avg	LG	TD	PD	FF	FR	Yds
2015 Kansas City	0/0	Injured Reserve													
2016 Kansas City	5/5	22	15	7	0.0	0.0	0	0	0.0	0	0	2	0	0	0
2017 Miami	2/0	0	0	0	0.0	0.0	0	0	0.0	0	0	0	0	0	0
Seattle	1/0	0	0	0	0.0	0.0	0	0	0.0	0	0	0	0	0	0
<b>NFL TOTALS</b>	<b>8/0</b>	<b>22</b>	<b>15</b>	<b>7</b>	<b>0.0</b>	<b>0.0</b>	<b>0</b>	<b>0</b>	<b>0.0</b>	<b>0</b>	<b>0</b>	<b>2</b>	<b>0</b>	<b>0</b>	<b>0</b>

#### POSTSEASON

Club	G/S	Tackles					Sacks		Interceptions						
		Tkl	So	Ast	QB	Yds	No	Yds	Avg	LG	TD	PD	FF	FR	Yds
2015 Kansas City	0/0	Injured Reserve													
2016 Kansas City	1/0	0	0	0	0.0	0.0	0	0	0.0	0	0	0	0	0	0
<b>NFL TOTALS</b>	<b>1/0</b>	<b>0</b>	<b>0</b>	<b>0</b>	<b>0.0</b>	<b>0.0</b>	<b>0</b>	<b>0</b>	<b>0.0</b>	<b>0</b>	<b>0</b>	<b>0</b>	<b>0</b>	<b>0</b>	<b>0</b>

## MARCH-LILLARD'S SINGLE-GAME HIGHS

**Tackles:** 9 vs. San Diego (9/11/16)  
**Sacks:** None  
**Int.:** None

**FF:** None  
**FR:** None

## ADDITIONAL STATS

**Special Teams Tackles:** 2017 (1); **Career:** 1.

## MARCH-LILLARD'S 2017 SEASON

Claimed off waivers from Miami on September 27. Waived October 7. **at Indy (10/1):** Saw action in first game with Seattle, all on special teams.

### MARCH-LILLARD'S 2017 GAME-BY-GAME

Game	G/S	T	S	A	QB	Yds.	QH	Int.	Yds.	PD	FF	FR	Yds.
<i>With Miami</i>													
at LAC (9/17)	1/0	Speical Teams Only											
at NYJ (9/24)	1/0	Special Teams Only											
<i>With Seattle</i>													
Indy (10/1)	1/0	Special Teams Only											
<b>Totals</b>	<b>3/0</b>	<b>0</b>	<b>0</b>	<b>0</b>	<b>0.0</b>	<b>0.0</b>	<b>0</b>	<b>0</b>	<b>0</b>	<b>0</b>	<b>0</b>	<b>0</b>	<b>0</b>

**Additional Stats:** Special Teams Tackles: 1.



**70** **REES ODHIAMBO**  
GUARD


Height 6-4  
Weight 315  
College Boise State  
Seasons NFL 2nd, Seahawks 2nd  
Born September 23, 1992  
Hometown Mansfield, Ohio  
Pronunciation Reece oh-dee-AHM-bo

## ODHIAMBO'S 2017 SEASON

Placed on injured reserve (fingers) November 8. **at GB (9/10)**: Made first-career start at LT. **SF (9/17)**: Started at LT. **at Ten (9/24)**: Started at LT. **Indy (10/1)**: Started at LT and helped lead team to 477 total yards, including a season high 194 rushing yards. **Wash (11/5)**: Inactive.

### ODHIAMBO'S NFL RECORD

Year	Team	—	GP/GS	Postseason
2016	Seattle	—	8/0	1/0
2017	Seattle	—	7/7	
<b>NFL TOTALS</b>		—	<b>15/7</b>	<b>1/0</b>



**69** **TYLER OTT**  
LONG SNAPPER

Height 6-3  
Weight 253  
College Harvard  
Seasons NFL 3rd, Seahawks 2nd  
Born February 28, 1992  
Hometown Tulsa, Okla.

## OTT'S 2017 SEASON

**at GB (9/10)**: Handled snapping duties. **SF (9/17)**: Handled snapping duties. **at Ten (9/24)**: Handled snapping duties. **Indy (10/1)**: Handled snapping duties. **at LA (10/8)**: Handled snapping duties. **at NYG (10/22)**: Handled snapping duties. **Hou (10/29)**: Handled snapping duties and had a special teams tackle. **Wash (11/5)**: Handled snapping duties. **at Ariz (11/9)**: Handled snapping duties and had a special teams tackle. **Atl (11/20)**: Handled snapping duties. **at SF (11/26)**: Handled snapping duties. **Phi (12/3)**: Handled snapping duties. **at Jax (12/10)**: Handled snapping duties.

**Additional Stats**: Special Teams Tackles: 2.

### OTT'S NFL RECORD

Year	Team	—	GP/GS	Postseason
2015	N.Y. Giants	—	1/0	
2016	Cincinnati	—	3/0	
	Seattle	—	-	2/0
2017	Seattle	—	13/0	
<b>NFL TOTALS</b>		—	<b>17/0</b>	<b>2/0</b>

### OTT'S ADDITIONAL STATS

**Special Teams Tackles**: 2017 (2); Career: 2.



77

**ETHAN POCIC**  
**GUARD/TACKLE**

Height 6-6  
Weight 309  
College Louisiana State  
NFL Seasons Rookie  
Born August 5, 1995  
Hometown Lemont, Ill.  
Pronunciation POE-sick

## POCIC'S 2017 SEASON

**at GB (9/10):** Saw action on special teams. **SF (9/17):** Saw action on special teams. **at Ten (9/24):** Saw action on special teams. **Indy (10/1):** Saw action on special teams. **at LA (10/8):** Saw action on special teams and had a 13-yard kickoff return. **at NYG (10/22):** Saw first-career action on O-Line and started at LG in place of Luke Joeckel (knee). **Hou (10/29):** Started second-straight game at LG and helped block for Russell Wilson to pass for a franchise-record 452 yards. **at SF (11/26):** Started at RG and part of an O-Line that did not allow a sack for the first time since Week 14 of 2015. **Phi (12/3):** Started at RG. **at Jax (12/10):** Started at RG.

POCIC'S NFL RECORD				
Year	Team	—	GP/GS	Postseason
2017	Seattle	—	13/8	
<b>NFL TOTALS</b>		—	<b>13/8</b>	<b>0/0</b>



22

## C.J. PROISE

### RUNNING BACK

Height	6-1
Weight	225
College	Notre Dame
Seasons	NFL 2nd, Seahawks 2nd
Born	May 20, 1994
Hometown	Petersburg, Va.

## PROISE'S 2017 SEASON

Placed on IR (ankle) November 14. **at GB (9/10)**: Saw action at RB. **SF (9/17)**: Saw action at RB. **Indy (10/1)**: Inactive (ankle). **at LA (10/8)**: Inactive (ankle). **at NYG (10/22)**: Returned to action but left early in the game after an ankle injury. **Hou (10/29)**: Inactive (ankle). **Wash (11/5)**: Inactive (ankle). **at Ariz (11/9)**: Returned to action, but left the game after injuring his ankle.

2017	Opponent	Rushing					Receiving					Total
		Att	Yds	Avg	LG	TD	Rec	Yds	Avg	LG	TD	
09/10	at Green Bay	4	11	2.8	8	0	0	0	0.0	0	0	11
09/17	San Francisco	0	0	0.0	0	0	3	22	7.3	9	0	22
09/24	at Tennessee	4	9	2.3	6	0	3	65	21.7	46	0	74
10/01	Indianapolis	Inactive (ankle)										
10/08	at L.A. Rams	Inactive (ankle)										
10/22	at N.Y. Giants	0	0	0.0	0	0	0	0	0.0	0	0	0
10/29	Houston	Inactive (ankle)										
11/05	Washington	Inactive (ankle)										
11/09	at Arizona	3	3	1.0	2	0	0	0	0.0	0	0	3
<b>TOTALS (5/0)</b>		<b>11</b>	<b>23</b>	<b>2.1</b>	<b>8</b>	<b>0</b>	<b>6</b>	<b>87</b>	<b>14.5</b>	<b>46</b>	<b>0</b>	<b>110</b>

## PROISE'S NFL RECORD

Team	G/S	Rushing					Receiving				
		Att	Yds	Avg	LG	TD	No	Yds	Avg	LG	TD
2016 Seattle	6/2	30	172	5.7	72t	1	17	208	12.2	43	0
2017 Seattle	5/0	11	23	2.1	8	0	6	87	14.5	46	0
<b>NFL TOTALS</b>	<b>11/2</b>	<b>41</b>	<b>195</b>	<b>4.8</b>	<b>72t</b>	<b>1</b>	<b>23</b>	<b>295</b>	<b>12.8</b>	<b>46</b>	<b>0</b>

## PROISE'S SINGLE-GAME HIGHS

### RUSHING

**Rush Attempts:** 17 at New England (11/13/16)  
**Rush Yards:** 76 vs. Philadelphia (11/20/16)  
**Longest Rush:** 72t vs. Philadelphia (11/20/16)  
**Most Rush TDs:** 1 vs. Philadelphia (11/20/16)

### RECEIVING

**Most Rec.:** 7 at New England (11/13/16)  
**Most Rec. Yards:** 87 at New England (11/13/16)  
**Longest Reception:** 46 at Tennessee (9/24/17)  
**Most Rec. TDs:** None

## PROISE'S GAME-BY-GAME

2016	Opponent	Rushing					Receiving					Total
		Att	Yds	Avg	LG	TD	Rec	Yds	Avg	LG	TD	
9/11	Miami	1	-2	-2.0	-2	0	1	13	13.0	13	0	11
Games 2-5												
Inactive (wrist)												
10/23	at Arizona	1	0	0.0	0	0	2	17	8.5	9	0	17
10/30	at New Orleans	4	23	5.8	8	0	4	80	20.0	43	0	103
11/7	Buffalo	3	9	3.0	4	0	1	6	6.0	6	0	15
11/13	at New England	17	66	3.9	10	0	7	87	12.4	38	0	153
11/20	Philadelphia	4	76	19.0	72t	1	2	5	2.5	5	0	81
Games 11-16												
Inactive (shoulder)												
<b>TOTALS (6/2)</b>		<b>30</b>	<b>172</b>	<b>5.7</b>	<b>72t</b>	<b>1</b>	<b>17</b>	<b>208</b>	<b>12.2</b>	<b>43</b>	<b>0</b>	<b>380</b>
1/7	Detroit	Inactive (shoulder)										
1/14	at Atlanta	Inactive (shoulder)										
<b>TOTALS (0/0)</b>		<b>0</b>	<b>0</b>	<b>0.0</b>	<b>0</b>	<b>0</b>	<b>0</b>	<b>0</b>	<b>0.0</b>	<b>0</b>	<b>0</b>	<b>0</b>



34

## THOMAS RAWLS

### RUNNING BACK

**Height** 5-9  
**Weight** 215  
**College** Central Michigan  
**Seasons** NFL 3rd, Seahawks 3rd  
**Born** August 3, 1993  
**Hometown** Flint, Mich.

## RAWLS' 2017 SEASON

at GB (9/10): Inactive (ankle). SF (9/17): Started at RB and had five rushes for four yards. at Ten (9/24): Saw limited action at RB. Indy (10/1): Inactive. at LA (10/8): Saw action at RB. at NYG (10/22): Started at RB and led team with 36 yards on 11 carries. Wash (11/5): Rushed nine times for 39 yards and had two receptions for 31 yards. at Ariz (11/9): Started and led team with 10 rushes for 27 yards. Atl (11/20): Inactive. at SF (11/26): Saw limited action at RB. at Jax (12/10): Saw limited action at RB.

2017	Opponent	-----Rushing-----					-----Receiving-----					Total
		Att	Yds	Avg	LG	TD	Rec	Yds	Avg	LG	TD	
09/10	at Green Bay	Inactive (ankle)										
09/17	San Francisco	5	4	0.8	7	0	0	0	0.0	0	0	4
09/24	at Tennessee	0	0	0.0	0	0	0	0	0.0	0	0	0
10/01	Indianapolis	Inactive										
10/08	at L.A. Rams	8	20	2.5	7	0	2	15	7.5	14	0	35
10/22	at N.Y. Giants	11	36	3.3	9	0	1	16	16.0	16	0	52
10/29	Houston	6	-1	-0.2	3	0	0	0	0.0	0	0	-1
11/05	Washington	9	39	4.3	11	0	2	31	15.5	22	0	70
11/09	at Arizona	10	27	2.7	23	0	2	12	6.0	7	0	39
11/20	Atlanta	Inactive										
11/26	at San Francisco	0	0	0.0	0	0	0	0	0.0	0	0	0
12/03	Philadelphia	1	4	4.0	4	0	0	0	0.0	0	0	4
12/10	at Jacksonville	0	0	0.0	0	0	0	0	0.0	0	0	0
<b>TOTALS (10/3)</b>		<b>50</b>	<b>129</b>	<b>2.6</b>	<b>23</b>	<b>0</b>	<b>7</b>	<b>74</b>	<b>10.6</b>	<b>22</b>	<b>0</b>	<b>203</b>

## RAWLS' NFL RECORD

Club	Team	G/S	Rushing					Receiving				
			Att	Yds	Avg	LG	TD	No	Yds	Avg	LG	TD
2015	Seattle	13/7	147	830	5.6	69t	4	9	76	8.4	31t	1
2016	Seattle	9/7	109	349	3.2	45t	3	13	96	7.4	20	0
2017	Seattle	10/3	50	129	2.6	23	0	7	74	10.6	22	0
<b>NFL TOTALS</b>		<b>32/17</b>	<b>306</b>	<b>1,308</b>	<b>4.3</b>	<b>69t</b>	<b>7</b>	<b>29</b>	<b>246</b>	<b>8.5</b>	<b>31t</b>	<b>1</b>

### POSTSEASON

Club	Team	G/S	Rushing					Receiving				
			Att	Yds	Avg	LG	TD	No	Yds	Avg	LG	TD
2015	Seattle	Injured Reserve (ankle)										
2016	Seattle	2/2	38	195	5.1	32	1	1	1	1.0	1	0
<b>NFL TOTALS</b>		<b>2/2</b>	<b>38</b>	<b>195</b>	<b>5.1</b>	<b>32</b>	<b>1</b>	<b>1</b>	<b>1</b>	<b>1.0</b>	<b>1</b>	<b>0</b>

## RAWLS' SINGLE-GAME HIGHS

### RUSHING

**Rush Attempts:** 30 vs. San Francisco (11/22/15)  
**Rush Yards:** 209 vs. San Francisco (11/22/15)  
**Longest Rush:** 69t at Cincinnati (10/11/15)  
**Most Rush TDs:** 2 vs. Carolina (12/4/16)

### RECEIVING

**Most Rec.:** 3, 3 Times, Last at L.A. Rams (9/18/16)  
**Most Rec. Yards:** 46 vs. San Francisco (11/22/15)  
**Longest Reception:** 31t vs. San Francisco (11/22/15)  
**Most Rec. TDs:** 1 vs. San Francisco (11/22/15)

## RAWLS' GAME-BY-GAME

2015	Opponent	-----Rushing-----					-----Receiving-----					Total
		Att	Yds	Avg	LG	TD	Rec	Yds	Avg	LG	TD	
9/13	at St. Louis	2	5	2.5	4	0	0	0	0.0	0	0	5
9/20	at Green Bay	0	0	0.0	0	0	0	0	0.0	0	0	0
9/27	Chicago	16	104	6.5	21	0	0	0	0.0	0	0	104
10/5	Detroit	17	48	2.8	10	0	1	-1	-1.0	-1	0	47
10/11	at Cincinnati	23	169	7.3	69t	1	0	0	0.0	0	0	169
10/18	Carolina	1	8	8.0	8	0	0	0	0.0	0	0	8
10/22	at San Francisco	6	32	5.3	17	0	2	9	4.5	5	0	41
11/1	at Dallas	4	10	2.5	7	0	0	0	0.0	0	0	10
11/15	Arizona	2	19	9.5	13	0	0	0	0.0	0	0	19
11/22	San Francisco	30	209	7.0	30	1	3	46	15.3	31t	1	255
11/29	Pittsburgh	21	81	3.9	17	1	0	0	0.0	0	0	81
12/6	at Minnesota	19	101	5.3	20	1	3	22	7.3	9	0	123
12/13	at Baltimore	6	44	7.3	16	0	0	0	0.0	0	0	44
<b>TOTALS (13/7)</b>		<b>147</b>	<b>830</b>	<b>5.6</b>	<b>69t</b>	<b>4</b>	<b>9</b>	<b>76</b>	<b>8.4</b>	<b>31t</b>	<b>1</b>	<b>906</b>

2016	Opponent	-----Rushing-----					-----Receiving-----					Total
		Att	Yds	Avg	LG	TD	Rec	Yds	Avg	LG	TD	
9/11	Miami	12	32	2.7	8	0	3	26	8.7	11	0	58
9/18	at L.A. Rams	7	-7	-1.0	-11	0	3	15	5.0	11	0	8
Games 3-9		Inactive (fibula)										
11/20	Philadelphia	14	57	4.1	18	0	3	31	10.3	20	0	88
11/27	at Tampa Bay	12	38	3.2	8	0	0	0	0.0	0	0	38
12/4	Carolina	15	106	7.1	45t	2	1	12	12.0	12	0	118
12/11	at Green Bay	12	67	5.6	15	0	1	7	7.0	7	0	74
12/15	L.A. Rams	21	34	1.6	12	0	2	5	2.5	6	0	39
12/24	Arizona	8	8	1.0	4	0	0	0	0.0	0	0	8
1/1/17	at San Francisco	8	14	1.8	7	1	0	0	0.0	0	0	14
<b>TOTALS (9/7)</b>		<b>109</b>	<b>349</b>	<b>3.2</b>	<b>45t</b>	<b>3</b>	<b>13</b>	<b>96</b>	<b>7.4</b>	<b>20</b>	<b>0</b>	<b>393</b>
1/7	Detroit	27	161	6.0	32	1	1	1	1.0	1	0	162
1/14	at Atlanta	11	34	3.1	11	0	0	0	0.0	0	0	34
<b>TOTALS (2/2)</b>		<b>38</b>	<b>195</b>	<b>5.1</b>	<b>32</b>	<b>1</b>	<b>1</b>	<b>1</b>	<b>1.0</b>	<b>1</b>	<b>0</b>	<b>196</b>



90

## JARRAN REED

DEFENSIVE TACKLE

Height	6-3
Weight	306
College	Alabama
Seasons	NFL 2nd, Seahawks 2nd
Born	December 16, 1992
Hometown	Goldsboro, N.C.
Pronunciation	JAIR-in

### REED'S 2017 SEASON

**at GB (9/10):** Started at DT and had three tackles. **SF (9/17):** Started at DT and had four tackles. **Indy (10/1):** Started at DT. **at LA (10/8):** Started at DT and helped limit Rams to zero points over the final 40 minutes. **at NYG (10/22):** Had a career-high seven tackles, including a sack and first-career FF that was recovered by Frank Clark. The turnover set up a Seahawks TD. **Wash (11/5):** Had five tackles, including half a sack. **at Ariz (11/9):** Injured hamstring and did not return. **Atl (11/20):** Inactive (hamstring).

#### REED'S 2017 GAME-BY-GAME

Game	G/S	T	S	A	QB	Yds.	QH	Int.	Yds.	PD	FF	FR	Yds.
at GB (9/10)	1/1	3	2	1	0.0	0.0	0	0	0	0	0	0	0
SF (9/17)	1/1	4	1	3	0.0	0.0	0	0	0	0	0	0	0
at Ten (9/24)	1/1	1	1	0	0.0	0.0	0	0	0	1	0	0	0
Indy (10/1)	1/1	3	1	2	0.0	0.0	1	0	0	0	0	0	0
at LA (10/8)	1/1	1	0	1	0.0	0.0	0	0	0	0	0	0	0
at NYG (10/22)	1/1	7	7	0	1.0	3.0	1	0	0	0	1	0	0
Hou (10/29)	1/1	4	2	2	0.0	0.0	1	0	0	0	0	0	0
Wash (11/5)	1/1	5	2	3	0.5	4.5	2	0	0	0	0	0	0
at Ariz (11/9)	1/1	0	0	0	0.0	0.0	0	0	0	0	0	0	0
Atl (11/20)	0/0	Inactive (hamstring)											
at SF (11/26)	1/1	1	0	1	0.0	0.0	0	0	0	0	0	0	0
Phi (12/3)	1/1	3	1	2	0.0	0.0	0	0	0	0	0	0	0
at Jax (12/10)	1/1	0	0	0	0.0	0.0	0	0	0	0	0	0	0
<b>Totals</b>	<b>12/12</b>	<b>32</b>	<b>17</b>	<b>15</b>	<b>1.5</b>	<b>7.5</b>	<b>5</b>	<b>0</b>	<b>0</b>	<b>1</b>	<b>1</b>	<b>0</b>	<b>0</b>

### REED'S NFL RECORD

Club	G/S	Tackles			Sacks		Interceptions								
		Tkl	So	Ast	QB	Yds	No	Yds	Avg	LG	TD	PD	FF	FR	Yds
2016 Seattle	15/6	35	13	22	1.5	3.5	0	0	0.0	0	0	3	0	0	0
2017 Seattle	12/12	32	17	15	1.5	7.5	0	0	0.0	0	0	1	1	0	0
<b>NFL TOTALS</b>	<b>27/18</b>	<b>67</b>	<b>30</b>	<b>37</b>	<b>3.0</b>	<b>11.0</b>	<b>0</b>	<b>0</b>	<b>0.0</b>	<b>0</b>	<b>0</b>	<b>4</b>	<b>1</b>	<b>0</b>	<b>0</b>

#### REED'S SINGLE-GAME HIGHS

**Tackles:** 7 at N.Y. Giants (10/22/17) **FF:** 1 at N.Y. Giants (10/22/17)  
**Sacks:** 1.0, 2 Times, Last at N.Y. Giants (10/22/17) **FR:** None  
**Int.:** None



10

## PAUL RICHARDSON

WIDE RECEIVER

Height	6-0
Weight	183
College	Colorado
Seasons	NFL 4th, Seahawks 4th
Born	April 13, 1992
Hometown	Los Angeles, Calif.

### P. RICHARDSON'S 2017 SEASON

**at GB (9/10):** Made first start since 2014 and had four receptions for 59 yards. **SF (9/17):** Dislocated a finger early in the game, but returned to have two receptions for 19 yards, including the game-winning 9-yard TD reception in the fourth quarter. **at Ten (9/24):** Had a TD reception for second-straight week. **Hou (10/29):** Set career highs in receptions (6), yards (105), and TDs (2). Had a key 48-yard reception on the game-winning, 3-play TD drive. **Wash (11/5):** Didn't start when team opened in 3-TE set. **at Ariz (11/9):** Had a 43-yard reception just before half that set up a FG. **at SF (11/26):** Led team with 70 yards. **at Jax (12/10):** Had 72 yards, including a career-long 61-yard TD, on three receptions.

2017	Opponent	No	Yds	Avg	LG	TD	2017	Opponent	No	Yds	Avg	LG	TD
09/10	at Green Bay	4	59	14.8	28	0	11/09	at Arizona	1	43	43.0	43	0
09/17	San Francisco	2	19	9.5	10	1	11/20	Atlanta	5	56	11.2	18	0
09/24	at Tennessee	2	30	15.0	22	1	11/26	at San Francisco	4	70	17.5	26	0
10/01	Indianapolis	3	65	21.7	37	0	12/03	Philadelphia	2	8	4.0	7	0
10/08	at L.A. Rams	3	35	11.7	14	0	12/10	at Jacksonville	3	72	24.0	61t	1
10/22	at N.Y. Giants	2	61	30.5	38t	1	<b>TOTALS (13/11)</b>		<b>40</b>	<b>664</b>	<b>16.6</b>	<b>61t</b>	<b>6</b>
10/29	Houston	6	105	17.5	48	2							
11/05	Washington	3	41	13.7	26	0							

### RICHARDSON'S NFL RECORD

Year	Club	G/S	No	Yds	Avg	LG	TD
2014	Seattle	15/6	29	271	9.3	32	1
2015	Seattle	1/0	1	40	40.0	40	0
2016	Seattle	15/0	21	288	13.7	39	1
2017	Seattle	13/11	40	664	16.6	61t	6
<b>NFL TOTALS</b>		<b>44/18</b>	<b>91</b>	<b>1,255</b>	<b>13.8</b>	<b>61t</b>	<b>8</b>

#### POSTSEASON

Year	Club	G/S	No	Yds	Avg	LG	TD	
2014	Seattle	1/0	1	21	21.0	21	0	
2015	Seattle	Injured Reserve (hamstring)						
2016	Seattle	2/1	7	131	18.7	40	1	
<b>NFL TOTALS</b>		<b>3/1</b>	<b>8</b>	<b>152</b>	<b>19.0</b>	<b>40</b>	<b>1</b>	

#### RICHARDSON'S SINGLE-GAME HIGHS

**Most Receptions:** 6 vs. Houston (10/29/17) **Most Yards:** 105 vs. Houston (10/29/17)  
**Most TDs:** 2 vs. Houston (10/29/17) **Longest Reception:** 61t at Jacksonville (12/10/17)

#### ADDITIONAL STATS

**Special Teams Tackles:** 2016 (2); Career: (2).  
**Kickoff Returns:** 2014 (16 for 376 yards, 23.5 avg., long of 47), 2016 (5 for 105 yards, 21.0 avg., long of 32); Career: (21 for 481 yards, 22.9 avg. long of 47). **Rushing:** 2016 (1 for 5 yards); Career: (1 for 5 yards).



## P. RICHARDSON'S GAME-BY-GAME RECEIVING

2014	Opponent	No	Yds	Avg	LG	TD	2015	Opponent	No	Yds	Avg	LG	TD
09/04	Green Bay	0	0	0.0	0	0	Games 1-8						
09/14	at San Diego	0	0	0.0	0	0	11/15	Arizona	1	40	40.0	40	0
09/21	Denver	1	7	7.0	7	0	11/22	San Francisco	Inactive (Hamstring)				
10/06	at Washington	0	0	0.0	0	0	11/29	Pittsburgh	Inactive (Hamstring)				
10/12	Dallas	Inactive					<b>TOTALS (1/0)</b>		<b>1</b>	<b>40</b>	<b>40.0</b>	<b>40</b>	<b>0</b>
10/19	at St. Louis	4	33	8.3	11	0	<b>2016</b>	<b>Opponent</b>	<b>No</b>	<b>Yds</b>	<b>Avg</b>	<b>LG</b>	<b>TD</b>
10/26	at Carolina	2	20	10.0	11	0	9/11	Miami	1	11	11.0	11	0
11/02	Oakland	3	12	4.0	10	0	9/18	at L.A. Rams	3	35	11.7	14	0
11/09	NY Giants	0	0	0.0	0	0	9/25	San Francisco	0	0	0.0	0	0
11/16	at Kansas City	3	24	8.0	10	0	10/2	at N.Y. Jets	1	27	27.0	27	0
11/23	Arizona	0	0	0.0	0	0	10/16	Atlanta	0	0	0.0	0	0
11/27	at San Francisco	1	6	6.0	6	0	10/23	at Arizona	1	10	10.0	10	0
12/07	at Philadelphia	2	27	13.5	20	0	10/30	at New Orleans	2	33	16.5	23	0
12/14	San Francisco	3	30	10.0	11	1	11/7	Buffalo	1	15	17.0	15	0
12/21	at Arizona	5	52	10.4	22	0	11/13	at New England	2	52	26.0	39	0
12/28	St. Louis	5	60	12.0	32	0	11/20	Philadelphia	1	6	6.0	6	0
<b>TOTALS (15/6)</b>		<b>29</b>	<b>271</b>	<b>9.3</b>	<b>32</b>	<b>1</b>	11/27	at Tampa Bay	1	17	17.0	17	0
1/10	Carolina	1	21	21.0	21	0	12/4	Carolina	Inactive (hamstring)				
<b>PLAYOFFS (1/0)</b>		<b>1</b>	<b>21</b>	<b>21.0</b>	<b>21</b>	<b>0</b>	12/11	at Green Bay	0	0	0.0	0	0
							12/15	L.A. Rams	0	0	0.0	0	0
							12/24	Arizona	4	42	10.5	16	1
							1/1/17	at San Francisco	4	40	10.0	18	0
							<b>TOTALS (15/0)</b>		<b>21</b>	<b>288</b>	<b>13.7</b>	<b>39</b>	<b>1</b>
							1/7	Detroit	3	48	16.0	27	1
							1/14	at Atlanta	4	83	20.8	40	0
							<b>TOTALS (2/1)</b>		<b>7</b>	<b>131</b>	<b>18.7</b>	<b>40</b>	<b>1</b>



91

## SHELDON RICHARDSON

### DEFENSIVE TACKLE

**Height** 6-3  
**Weight** 295  
**College** Missouri  
**Seasons** NFL 5th, Seahawks 1st  
**Born** November 29, 1990  
**Hometown** St. Louis, Mo.



#### NFL TRANSACTIONS:

04/25/13: Drafted by N.Y. Jets (1st Round, 13th)  
 09/05/15: Reserve/Suspended  
 09/03/16: Reserve/Suspended  
 09/01/17: Traded to Seattle

#### NFL CAREER HIGHLIGHTS:

- Originally drafted by the New York Jets in the first round (13th overall) in the 2013 NFL Draft.
- Started 56-of-58 games and posted 298 tackles, 18.0 sacks, six forced fumbles and three fumble recoveries in four seasons with the Jets.
- In 2014, led the team with a career-best 8.0 sacks, adding 84 tackles and earning his first Pro Bowl.
- Named NFL Defensive Rookie of the Year (2013) after starting 15-of-16 games, amassing 101 tackles, 3.5 sacks, one forced fumble, one pass defended and two rushing touchdowns.
- Tied with DL William "The Refrigerator" Perry for the most rushing touchdowns in a season and career by a defensive lineman with two.

**HONORS:** 2014: Pro Bowl. 2013: NFL Defensive Rookie of the Year.

**COLLEGE:** Started 23-of-34 college games he played, including 13-of-24 in two seasons at Missouri. In his time with the Tigers, recorded 116 tackles, 6.0 sacks, nine QB pressures, two fumble recoveries and four forced fumbles. Started all 11 games as a redshirt junior and earned All-American Dream Team and All-SEC second-team honors from The NFL Draft Report. Led SEC defensive tackles with a career-high 79 tackles. Registered 4.0 sacks, seven QB pressures, three forced fumbles, two fumble recoveries, three passes defended and blocked a kick. In his lone season at College of the Sequoias, he registered 65 tackles (including 17.0 for loss), 2.5 sacks, 15 QB pressures and two passes defended.

**PERSONAL:** Played high school football at Gateway Technical (MO) HS. As a senior, was considered the best defensive tackle and fourth-best player overall in the nation by Rivals.com. Named first-team All-American by EA Sports after he scored six defensive touchdowns and recorded 88 tackles and 19.0 sacks, while adding seven fumble recoveries, five forced fumbles and one interception. The five-star recruit (Rivals.com) also added 27 recep-tions for 541 yards and eight touchdowns from the tight end position. Son of Zelda and Michael Richardson. While in high school, he lettered in basketball and baseball. Also participated in track and field as a weight man.

### S. RICHARDSON'S SINGLE-GAME HIGHS

**Tackles:** 9, 3 Times, Last vs. Buffalo (10/26/14)      **FF:** 1, 6 Times, Last vs. Philadelphia (12/3/17)  
**Sacks:** 3.0, at Minnesota (12/7/14)      **FR:** 1, 5 Times, Last at Arizona (11/9/17)  
**INT:** 1, at L.A. Rams (10/8/17)

### ADDITIONAL STATS

**Safeties:** 2014 (1); **Career:** (3).  
**Rushing:** 2013 (4 rushes, 4 yards, 1.0 avg., 1 long); **Career:** (4 rushes, 4 yards, 1.0 avg., 1 long).  
**Rushing Touchdowns:** 2013 (2); **Career:** (2).

## S. RICHARDSON'S 2017 SEASON

**at GB (9/10):** Started at DT in first game with Seattle and had four solo stops. **at LA (10/8):** Hauled in first-career interception on an attempted screen pass. Also recovered a Frank Clark forced fumble and returned it 20 yards late in the fourth quarter that set up the Seahawks final field goal. **Wash (11/5):** Inactive (oblique). **at Ariz (11/9):** Returned to starting lineup and had a FR. **Phi (12/3):** Forced a Carson Wentz fumble right at the Seahawks goal line that resulted in touchback out of the end zone.

### S. RICHARDSON'S 2017 GAME-BY-GAME

Game	G/S	T	S	A	QB	Yds.	QH	Int.	Yds.	PD	FF	FR	Yds.
at GB (9/10)	1/1	4	4	0	0.0	0.0	1	0	0	0	0	0	0
SF (9/17)	1/1	2	0	2	0.0	0.0	1	0	0	0	0	0	0
at Ten (9/24)	1/1	2	2	0	0.0	0.0	0	0	0	0	0	0	0
Indy (10/1)	1/1	4	1	3	0.0	0.0	0	0	0	0	0	0	0
at LA (10/8)	1/1	0	0	0	0.0	0.0	0	1	5	1	0	1	20
at NYG (10/22)	1/1	2	1	1	0.0	0.0	0	0	0	0	0	0	0
Hou (10/29)	1/1	1	0	1	0.0	0.0	1	0	0	0	0	0	0
Wash (11/5)	0/0	Inactive (Oblique)											
at Ariz (11/9)	1/1	2	2	0	0.0	0.0	0	0	0	0	0	1	0
Atl (11/20)	1/1	6	4	2	1.0	5.0	1	0	0	0	0	0	0
at SF (11/26)	1/1	6	4	2	0.0	0.0	2	0	0	0	0	0	0
Phi (12/3)	1/1	4	2	2	0.0	0.0	2	0	0	0	1	0	0
at Jax (12/10)	1/1	2	2	0	0.0	0.0	0	0	0	0	0	0	0
<b>Totals</b>	<b>12/12</b>	<b>35</b>	<b>22</b>	<b>13</b>	<b>1.0</b>	<b>5.0</b>	<b>8</b>	<b>1</b>	<b>5</b>	<b>1</b>	<b>1</b>	<b>2</b>	<b>20</b>

## S. RICHARDSON'S NFL RECORD

Club	G/S	Tackles			Sacks		Interceptions								
		Tkl	So	Ast	QB	Yds	No	Yds	Avg	LG	TD	PD	FF	FR	Yds
2013 N.Y. Jets	16/15	78	42	36	3.5	29.0	0	0	0.0	0	0	1	1	0	0
2014 N.Y. Jets	16/16	67	42	25	8.0	41.5	0	0	0.0	0	0	1	1	1	0
2015 N.Y. Jets	11/11	35	20	15	5.0	28.5	0	0	0.0	0	0	2	2	0	0
2016 N.Y. Jets	15/14	62	38	24	1.5	13.0	0	0	0.0	0	0	2	1	2	0
2017 Seattle	12/12	35	22	13	1.0	5.0	1	5	5.0	5	0	1	1	2	20
<b>NFL TOTALS</b>	<b>70/68</b>	<b>277</b>	<b>164</b>	<b>113</b>	<b>19.0</b>	<b>117.0</b>	<b>1</b>	<b>5</b>	<b>5.0</b>	<b>5</b>	<b>0</b>	<b>7</b>	<b>6</b>	<b>5</b>	<b>20</b>



64

## JORDAN ROOS

GUARD

Height	6-3
Weight	302
College	Purdue
NFL Seasons	Rookie
Born	July 6, 1993
Hometown	Celina, Texas

### ROOS' 2017 SEASON

at GB (9/10): Inactive. SF (9/17): Inactive. at Ten (9/24): Inactive. Indy (10/1): Inactive. at LA (10/8): Inactive. at NYG (10/22): Inactive. Hou (10/29): Inactive. Wash (11/5): Inactive. at Ariz (11/9): Inactive. Atl (11/20): Active for first-career game and saw action on special teams. at SF (11/26): Saw action on special teams. Phi (12/3): Saw first action on offense at FB in goal line package. at Jax (12/10): Saw action on special teams.

#### ROOS' NFL RECORD

Year	Team	—	GP/GS	Postseason
2017	Seattle	—	4/0	
NFL TOTALS		—	4/0	0/0



9

## JON RYAN

### PUNTER

**Height** 6-0  
**Weight** 217  
**College** Regina  
**Seasons** NFL 12th, Seahawks 10th  
**Born** November 26, 1981  
**Hometown** Regina, Saskatchewan

## RYAN'S 2017 SEASON

**at GB (9/10):** Landed four punts inside the 20. **at NYG (10/22):** Landed all five punts inside the 20. **at Ariz (11/9):** Averaged a season-high 49.8 yards on eight punts. **AtI (11/20):** Punted just once. **at SF (11/26):** Averaged 47.8 yards on six punts, including a 74-yard punt, longest since 2011.

2017 Opponent	No	Yds	Avg	Net Avg	LG	I20	TB	Blk
09/10 at Green Bay	6	275	45.8	45.8	59	4	0	0
09/17 San Francisco	7	309	44.1	38.4	57	3	0	0
09/24 at Tennessee	8	388	48.5	39.6	64	0	1	0
10/01 Indianapolis	1	35	35.0	35.0	35	1	0	0
10/08 at L.A. Rams	6	237	39.5	39.5	44	2	0	0
10/22 at N.Y. Giants	5	190	38.0	38.0	49	5	0	0
10/29 Houston	5	237	47.4	42.0	55	1	0	0
11/05 Washington	6	263	43.8	39.3	59	1	1	0
11/09 at Arizona	8	398	49.8	42.1	57	3	0	0
11/20 Atlanta	1	43	43.0	43.0	43	0	0	0
11/26 at San Francisco	6	288	47.8	38.3	74	2	2	0
12/03 Philadelphia	5	199	39.8	39.8	45	2	0	0
12/10 at Jacksonville	4	181	45.3	27.3	60	2	0	0
<b>TOTALS</b>	<b>68</b>	<b>3,043</b>	<b>44.8</b>	<b>39.5</b>	<b>74</b>	<b>26</b>	<b>4</b>	<b>0</b>

## RYAN'S NFL RECORD

Club	G/S	No	Yds	Avg	Net Avg	LG	I20	TB	Blk
2006 Green Bay	16/0	84	3,739	44.5	35.7	66	17	12	0
2007 Green Bay	16/0	60	2,664	44.4	37.6	72	18	11	2
2008 Seattle	15/0	78	3,557	45.6	37.9	63	22	12	1
2009 Seattle	16/0	88	4,068	46.2	38.7	70	28	9	0
2010 Seattle	16/0	78	3,254	41.7	37.3	63	27	1	0
2011 Seattle	16/0	95	4,431	46.6*	39.3	77*	34	8	0
2012 Seattle	16/0	65	2,963	45.6	40.8*	73	30	3	0
2013 Seattle	16/0	74	3,159	42.7	39.2	69	28	5	2
2014 Seattle	16/0	61	2,688	44.1	38.3	66	28	6	1
2015 Seattle	16/0	68	3,105	45.7	37.9	73	24	7	0
2016 Seattle	16/0	71	3,126	44.0	39.3	64	26	3	1
2017 Seattle	13/0	68	3,043	44.8	39.5	74	26	4	0
<b>NFL TOTALS</b>	<b>188/0</b>	<b>890</b>	<b>39,797</b>	<b>44.7</b>	<b>38.3</b>	<b>77</b>	<b>306</b>	<b>81</b>	<b>7</b>

### POSTSEASON

Club	G/S	No	Yds	Avg	Net Avg	LG	I20	TB	Blk
2007 Green Bay	2/0	9	298	33.1	28.2	43	3	1	0
2010 Seattle	2/0	13	470	36.2	33.0	52	4	0	0
2012 Seattle	2/0	6	214	35.7	30.3	50	2	1	0
2013 Seattle	3/0	9	356	39.6	28.9	46	2	0	0
2014 Seattle	3/0	15	635	42.3	36.2	61	6	0	0
2015 Seattle	2/0	8	286	35.8	34.9	42	4	0	0
2016 Seattle	2/0	5	232	46.4	44.4	60	2	0	0
<b>NFL TOTALS</b>	<b>16/0</b>	<b>65</b>	<b>2,491</b>	<b>38.3</b>	<b>35.1</b>	<b>61</b>	<b>23</b>	<b>2</b>	<b>0</b>

\* Club Record

## RYAN'S SINGLE-GAME HIGHS

**Punts:** 11 vs. Philadelphia (11/2/08)  
**Avg. (3 min.):** 61.0 at Dallas (11/6/11)  
**Net (3 min.):** 58.3 at Dallas (11/6/11)

**Longest:** 77\* at San Francisco (9/11/11)  
**Inside 20:** 6, 3 Times, Last at Miami (11/25/12)

## ADDITIONAL STATS

**Special Teams Tackles:** 2006 (1), 2007 (FR), 2009 (3), 2011 (3), 2015 (2); **Career:** (9, FR). **Passing:** 2007: 1-1 for 18 yards, 2009: 1-1 for 42 yards, 2016: 0-1 for 0 yards, 2017: 1-1 for -4 yards; **Career:** 3-4 for 56 yards.  
**Rushing:** 2006: One for -11, 2007: Two for 7, 2009: One for 0, 2010: One for -9; 2014: Two for 5 (fake FG and fumble punt snap), 2016: One for 26 (fake punt); **Career:** Eight for 18 yards.  
**Postseason Special Teams Passing:** 2014 (1-1, 19-yard TD on Fake FG). **Rushing:** 2015 (One for 4 yards following a low snap).



# 25

## RICHARD SHERMAN

### CORNERBACK

**Height** 6-3  
**Weight** 195  
**College** Stanford  
**Seasons** NFL 7th, Seahawks 7th  
**Born** March 30, 1988  
**Hometown** Compton, Calif.

## SHERMAN'S 2017 SEASON

Placed on injured reserve (Achilles) November 14. **GB (9/10)**: Started at left CB and had two solo tackles. **SF (9/17)**: Fought through sore hamstring during the practice week and started at LCB and had five tackles. **Indy (10/1)**: Part of a defense that limited the Colts to 32 total yards in the second half, including zero passing. **at LA (10/8)**: Helped limit NFL's leading scoring offense (35.5) 10 total points and zero over the final 40 minutes. **Hou (10/29)**: Had two interceptions in a game for the sixth time of career. **at Ariz (11/9)**: Injured Achilles in the third quarter and did not return.

### SHERMAN'S 2017 GAME-BY-GAME

Game	G/S	T	S	A	QB	Yds.	QH	Int.	Yds.	PD	FF	FR	Yds.
at GB (9/10)	1/1	2	2	0	0.0	0.0	0	0	0	0	0	0	0
SF (9/17)	1/1	5	4	1	0.0	0.0	0	0	0	0	0	1	0
at Ten (9/24)	1/1	3	2	1	0.0	0.0	0	0	0	1	0	0	0
Indy (10/1)	1/1	2	1	1	0.0	0.0	0	0	0	1	0	0	0
at LA (10/8)	1/1	6	6	0	0.0	0.0	0	0	0	0	0	0	0
at NYG (10/22)	1/1	3	2	1	0.0	0.0	0	0	0	1	0	0	0
Hou (10/29)	1/1	4	1	3	0.0	0.0	0	2	20	2	0	0	0
Wash (11/5)	1/1	6	4	2	0.0	0.0	0	0	0	1	0	0	0
at Ariz (11/9)	1/1	4	3	1	0.0	0.0	0	0	0	1	0	0	0
<b>Totals</b>	<b>9/9</b>	<b>35</b>	<b>25</b>	<b>10</b>	<b>0.0</b>	<b>0.0</b>	<b>0</b>	<b>2</b>	<b>20</b>	<b>7</b>	<b>0</b>	<b>1</b>	<b>0</b>

## SHERMAN'S NFL RECORD

Club	G/S	Tackles			Sacks		Interceptions								
		Tkl	So	Ast	QB	Yds	No	Yds	Avg	LG	TD	PD	FF	FR	Yds
2011 Seattle	16/10	53	46	7	0.0	0.0	4	45	11.3	33	0	17	1	0	0
2012 Seattle	16/16	62	52	10	1.0	16.0	8	57	7.1	29	1	24	3	1	0
2013 Seattle	16/16	49	38	11	0.0	0.0	8	125	15.6	58t	1	19	0	0	0
2014 Seattle	16/16	57	45	12	0.0	0.0	4	81	10.3	53	0	8	1	0	0
2015 Seattle	16/16	50	32	18	0.0	0.0	2	30	15.0	26	0	15	0	0	0
2016 Seattle	16/16	58	38	20	0.0	0.0	4	37	9.3	31	0	13	0	1	14
2017 Seattle	9/9	35	25	10	0.0	0.0	2	20	10.0	19	0	7	0	1	0
<b>NFL TOTALS</b>	<b>105/99</b>	<b>364</b>	<b>276</b>	<b>88</b>	<b>1.0</b>	<b>16.0</b>	<b>32</b>	<b>395</b>	<b>12.3</b>	<b>58t</b>	<b>2</b>	<b>103</b>	<b>5</b>	<b>3</b>	<b>14</b>

Club	G/S	Tackles			Sacks		Interceptions								
		Tkl	So	Ast	QB	Yds	No	Yds	Avg	LG	TD	PD	FF	FR	Yds
2012 Seattle	2/2	0	0	0	0.0	0.0	0	0	0.0	0	0	3	0	0	0
2013 Seattle	3/3	10	4	6	0.0	0.0	0	0	0.0	0	0	2	0	0	0
2014 Seattle	3/3	10	7	3	0.0	0.0	2	0	0.0	0	0	3	0	0	0
2015 Seattle	2/2	9	8	1	0.0	0.0	0	0	0.0	0	0	2	0	0	0
2016 Seattle	2/2	13	7	6	0.0	0.0	0	0	0.0	0	0	0	0	0	0
<b>NFL TOTALS</b>	<b>10/10</b>	<b>42</b>	<b>26</b>	<b>16</b>	<b>0.0</b>	<b>0.0</b>	<b>2</b>	<b>0</b>	<b>0.0</b>	<b>0</b>	<b>0</b>	<b>10</b>	<b>0</b>	<b>0</b>	<b>0</b>

### SHERMAN'S SINGLE-GAME HIGHS

**Tackles**: 8, 5 Times, Last at New Orleans (10/30/16)    **Forced Fumbles**: 1, 5 Times, Last vs. Oakland (12/9/14)  
**Interceptions**: 2, 6 Times, Last vs. Houston (10/29/17)    **Fumble Recoveries**: 1, 2 Times, Last vs. N.E. (12/9/12)  
**Sacks**: 1.0, vs. N.Y. Jets (11/11/12)

### ADDITIONAL STATS

**Special Teams Tackles**: 2011 (2); **Career**: (2).  
**Punt Returns**: 2013 (1 for -6), 2014 (1 for 0), 2015 (1 for 64), 2016 (1 for 6); **Career**: (4 for 64, 16.0 avg.).  
**Touchdowns**: 2012 (19 yd. INT return, 90 yd. FG block return); 2013 (58 yd. INT return).



98

## GARRISON SMITH

DEFENSIVE TACKLE

Height	6-1
Weight	295
College	Georgia
Seasons	NFL 4th, Seahawks 2nd
Born	October 9, 1991
Hometown	Atlanta, Ga.

### G. SMITH'S 2017 SEASON

Signed to the active roster on September 19. Waived November 28. **at Ten (9/24)**: Saw action in first game of the season and assisted on one tackle. **at NYG (10/22)**: Inactive. **Hou (10/29)**: Inactive. **Wash (11/5)**: Saw limited action at DT. **Atl (11/20)**: Inactive. **at SF (11/26)**: Saw limited action at DT.

#### G. SMITH'S 2017 GAME-BY-GAME

Game	G/S	T	S	A	QB	Yds.	QH	Int.	Yds.	PD	FF	FR	Yds.
at Ten (9/24)	1/0	1	0	1	0.0	0.0	0	0	0	0	0	0	0
Indy (10/1)	1/0	3	1	2	0.0	0.0	0	0	0	0	0	0	0
at LA (10/8)	1/0	0	0	0	0.0	0.0	0	0	0	0	0	0	0
at NYG (10/22)		Inactive											
Hou (10/29)		Inactive											
Wash (11/5)	1/0	0	0	0	0.0	0.0	0	0	0	0	0	0	0
at Ariz (11/7)	1/0	1	1	0	0.0	0.0	1	0	0	0	0	0	0
Atl (11/20)		Inactive											
at SF (11/26)	1/0	0	0	0	0.0	0.0	0	0	0	0	0	0	0
<b>Totals</b>	<b>6/0</b>	<b>5</b>	<b>2</b>	<b>3</b>	<b>0.0</b>	<b>0.0</b>	<b>1</b>	<b>0</b>	<b>0</b>	<b>0</b>	<b>0</b>	<b>0</b>	<b>0</b>

### G. SMITH'S NFL RECORD

Club	G/S	Tackles			Sacks		Interceptions									
		Tkl	So	Ast	QB	Yds	No	Yds	Avg	LG	TD	PD	FF	FR	Yds	
2014 Miami																
New Orleans																
San Francisco																
2015 San Francisco																
2016 Seattle	3/0	5	1	4	0.0	0.0	0	0	0.0	0	0	0	0	0	0	0
2017 Seattle	6/0	5	2	3	0.0	0.0	0	0	0.0	0	0	0	0	0	0	0
<b>NFL TOTALS</b>	<b>9/0</b>	<b>10</b>	<b>3</b>	<b>7</b>	<b>0.0</b>	<b>0.0</b>	<b>0</b>	<b>0</b>	<b>0.0</b>	<b>0</b>	<b>0</b>	<b>0</b>	<b>0</b>	<b>0</b>	<b>0</b>	<b>0</b>



97

## MARCUS SMITH

DEFENSIVE END

Height	6-3
Weight	258
College	Louisville
Seasons	NFL 4th, Seahawks 1st
Born	March 31, 1992
Hometown	Columbus, Ga.

### M. SMITH'S 2017 SEASON

**at GB (9/10)**: Saw limited action at DE and had a solo stop for a loss. **SF (9/17)**: Active but did not play. **Indy (10/1)**: Part of a defense that limited the Colts to 32 total yards in the second half, including zero passing. Led team with a career high 1.5 sacks, including a sack fumble that led to a Bobby Wagner 21-yard TD return. **at Ariz (11/9)**: Inactive (ankle).

#### M. SMITH'S 2017 GAME-BY-GAME

Game	G/S	T	S	A	QB	Yds.	QH	Int.	Yds.	PD	FF	FR	Yds.
at GB (9/10)	1/0	1	1	0	0.0	0.0	0	0	0	0	0	0	0
SF (9/17)	0/0	Did Not Play											
at Ten (9/24)	1/0	1	1	0	0.0	0.0	0	0	0	0	0	0	0
Indy (10/1)	1/0	2	1	1	1.5	2.5	1	0	0	0	1	0	0
at LA (10/8)	1/0	1	1	0	0.0	0.0	0	0	0	0	0	0	0
at NYG (10/22)	1/0	0	0	0	0.0	0.0	0	0	0	0	0	0	0
Hou (10/29)	1/0	1	0	1	0.0	0.0	1	0	0	0	0	0	0
Wash (11/5)	1/0	2	1	1	0.0	0.0	0	0	0	0	0	0	0
at Ariz (11/9)		Inactive (ankle)											
Atl (11/20)	1/0	0	0	0	0.0	0.0	0	0	0	0	0	0	0
at SF (11/26)	1/0	3	2	1	1.0	8.0	2	0	0	1	1	0	0
Phi (12/3)	1/0	0	0	0	0.0	0.0	1	0	0	0	0	0	0
at Jax (12/10)	1/0	1	1	0	0.0	0.0	0	0	0	0	0	0	0
<b>Totals</b>	<b>11/0</b>	<b>12</b>	<b>8</b>	<b>4</b>	<b>2.5</b>	<b>10.5</b>	<b>5</b>	<b>0</b>	<b>0</b>	<b>1</b>	<b>2</b>	<b>0</b>	<b>0</b>

**Additional Stats**: Special Teams Tackles: 1.

### M. SMITH'S NFL RECORD

Club	G/S	Tackles			Sacks		Interceptions									
		Tkl	So	Ast	QB	Yds	No	Yds	Avg	LG	TD	PD	FF	FR	Yds	
2014 Philadelphia	8/0	1	0	1	0.0	0.0	0	0	0.0	0	0	0	0	0	0	0
2015 Philadelphia	13/0	7	2	5	1.5	8.5	0	0	0.0	0	0	0	0	0	0	0
2016 Philadelphia	16/0	16	9	7	2.5	4.0	0	0	0.0	0	0	0	0	0	0	0
2017 Seattle	11/0	12	8	4	2.5	10.5	0	0	0.0	0	0	1	2	0	0	0
<b>NFL TOTALS</b>	<b>48/0</b>	<b>36</b>	<b>19</b>	<b>17</b>	<b>6.5</b>	<b>22.5</b>	<b>0</b>	<b>0</b>	<b>0.0</b>	<b>0</b>	<b>0</b>	<b>1</b>	<b>2</b>	<b>0</b>	<b>0</b>	<b>0</b>

#### M. SMITH'S SINGLE-GAME HIGHS

**Tackles**: 3, 3 Times, Last at San Francisco (11/26/17) **FF**: 1, 2 Times, Last at San Francisco (11/26/17)  
**Sacks**: 1.5 vs. Indianapolis (10/1/17) **FR**: None  
**INT**: None

#### ADDITIONAL STATS

**Special Teams Tackles**: 2015 (3), 2016 (4), 2017 (1);  
**Career**: (8).



29

## EARL THOMAS

SAFETY

**Height** 5-10  
**Weight** 202  
**College** Texas  
**Seasons** NFL 8th, Seahawks 8th  
**Born** May 7, 1989  
**Hometown** Orange, Texas

### THOMAS' 2017 SEASON

at GB (9/10): Led team with 11 tackles, one shy of tying a career high. Also had a pass defended. **Indy (10/1)**: Part of a defense that limited the Colts to 32 total yards in the second half, including zero passing. Led team with seven tackles and had a pass defended. **at LA (10/8)**: Earned NFC Defensive Player of the Week. Finished second on the team with seven tackles. Had a forced fumble inches from the Seahawks goal line preventing a Todd Gurley TD that resulted in a touchback on the Rams opening drive. Also had a fourth-quarter interception. Part of a defense playing on the road that limited NFL's leading scoring offense to 10 total points and zero points over the final 40 minutes and five turnovers. Defense forced Rams second-half drives to end in missed FG, an interception, three-and-out punt, interception, fumble, turnover on downs. **Hou (10/29)**: Scored fourth-career TD on a career-long 78-yard interception return in the first quarter. Also had five tackles. **Wash (11/5)**: Inactive (hamstring). **at Ariz (11/9)**: Inactive (hamstring). **Atl (11/20)**: Returned to start at FS from hamstring injury.

#### THOMAS' 2017 GAME-BY-GAME

Game	G/S	T	S	A	QB	Yds.	QH	Int.	Yds.	PD	FF	FR	Yds.
at GB (9/10)	1/1	11	7	4	0.0	0.0	0	0	0	1	0	0	0
SF (9/17)	1/1	3	2	1	0.0	0.0	0	0	0	0	0	0	0
at Ten (9/24)	1/1	3	2	1	0.0	0.0	0	0	0	0	0	0	0
Indy (10/1)	1/1	7	4	3	0.0	0.0	0	0	0	1	0	0	0
at LA (10/8)	1/1	7	6	1	0.0	0.0	0	1	19	1	1	0	0
at NYG (10/22)	1/1	2	0	2	0.0	0.0	0	0	0	0	0	0	0
Hou (10/29)	1/1	5	3	2	0.0	0.0	0	1	78t	1	0	0	0
Wash (11/5)	0/0	Inactive (Hamstring)											
at Ariz (11/9)	0/0	Inactive (Hamstring)											
Atl (11/20)	1/1	6	3	3	0.0	0.0	0	0	0	0	0	0	0
at SF (11/26)	1/1	5	5	0	0.0	0.0	0	0	0	0	0	0	0
Phi (12/3)	1/1	5	4	1	0.0	0.0	0	0	0	0	0	0	0
at Jax (12/10)	1/1	9	6	3	0.0	0.0	0	0	0	0	0	0	0
<b>Totals</b>	<b>11/11</b>	<b>63</b>	<b>42</b>	<b>21</b>	<b>0.0</b>	<b>0.0</b>	<b>0</b>	<b>2</b>	<b>97</b>	<b>4</b>	<b>1</b>	<b>0</b>	<b>0</b>

### THOMAS' NFL RECORD

Club	Tackles				Sacks		Interceptions								
	G/S	Tkl	So	Ast	QB	Yds	No	Yds	Avg	LG	TD	PD	FF	FR	Yds
2010 Seattle	16/16	71	60	11	0.0	0.0	5	68	13.6	34	0	7	1	0	0
2011 Seattle	16/16	92	67	25	0.0	0.0	2	19	9.5	11	0	6	1	2	0
2012 Seattle	16/16	61	39	22	0.0	0.0	3	80	26.7	57t	1	10	1	1	0
2013 Seattle	16/16	100	75	25	0.0	0.0	5	9	1.8	11	0	8	2	0	0
2014 Seattle	16/16	95	69	26	0.0	0.0	1	47	47.0	47	0	6	3	1	0
2015 Seattle	16/16	61	42	19	0.0	0.0	5	67	13.4	32	0	9	1	0	0
2016 Seattle	11/11	46	24	22	0.0	0.0	2	5	2.5	5	0	10	0	1	34t
2017 Seattle	11/11	63	42	21	0.0	0.0	2	97	48.5	78t	1	4	1	0	0
<b>NFL TOTALS</b>	<b>118/118</b>	<b>589</b>	<b>418</b>	<b>171</b>	<b>0.0</b>	<b>0.0</b>	<b>25</b>	<b>392</b>	<b>15.7</b>	<b>78t</b>	<b>2</b>	<b>60</b>	<b>10</b>	<b>5</b>	<b>34</b>

#### POSTSEASON

Club	Tackles				Sacks		Interceptions								
	G/S	Tkl	So	Ast	QB	Yds	No	Yds	Avg	LG	TD	PD	FF	FR	Yds
2010 Seattle	2/2	12	12	0	0.0	0.0	0	0	0.0	0	0	1	0	0	0
2012 Seattle	2/2	8	3	5	0.0	0.0	2	1	0.5	2	0	2	0	0	0
2013 Seattle	3/3	24	17	7	0.0	0.0	0	0	0.0	0	0	3	0	0	0
2014 Seattle	3/3	25	17	8	0.0	0.0	0	0	0.0	0	0	2	1	0	0
2015 Seattle	2/2	13	5	8	0.0	0.0	0	0	0.0	0	0	1	0	0	0
<b>NFL TOTALS</b>	<b>12/12</b>	<b>82</b>	<b>54</b>	<b>28</b>	<b>0.0</b>	<b>0.0</b>	<b>2</b>	<b>1</b>	<b>0.5</b>	<b>2</b>	<b>0</b>	<b>9</b>	<b>1</b>	<b>0</b>	<b>0</b>

#### THOMAS' SINGLE-GAME HIGHS

**Tackles:** 12, 2 Times, Last vs. St. Louis (12/28/14)  
**Interceptions:** 2, vs. San Diego (9/26/10)  
**Sacks:** None  
**Forced Fumbles:** 2, at Kansas City (11/16/14)  
**Fumble Recoveries:** 1, 5 Times, Last at NO (10/30/16)  
**Touchdowns:** 1, 4 Times  
 Kansas City (11/28/10) - blocked punt return  
 at Buffalo (12/16/12) - 57 INT return  
 at New Orleans (10/30/16) - 34 fumble return  
 Houston (10/29/17) - 78 INT return

#### ADDITIONAL STATS

**Special Teams Tackles:** 2010 (4), 2011 (6), 2012 (5, FR), 2013 (5), 2014 (2), 2015 (3), 2016 (2);  
**Career:** (27, FR).  
**Punt Returns:** 2014 (2 punt returns for 3 yards, 1.5 avg.)  
**Special Teams Touchdowns:** 10-yard return of a blocked punt for a TD.





33

TEDRIC THOMPSON

SAFETY

**Height** 6-0

**Weight** 204

**College** Colorado

**NFL Seasons** Rookie

**Born** January 20, 1995

**Hometown** Valencia, Calif.

**Pronunciation** TEH-drik

## THOMPSON'S 2017 SEASON

**at GB (9/10):** Inactive. **SF (9/17):** Inactive. **at Ten (9/24):** Inactive. **Indy (10/1):** Inactive. **at LA (10/8):** Active for first game, but did not play. **at NYG (10/22):** Inactive. **Hou (10/29):** Inactive. **Wash (11/5):** Active and saw action in first-career game on special teams and had one special teams tackle. **Atl (11/20):** Saw action on special teams and recovered a fumble and had a tackle. **Phi (12/3):** Had a special teams tackle. **at Jax (12/10):** Saw action on special teams and recovered second fumble of the season that set up a Seahawks TD two plays later.

### THOMPSON'S 2017 GAME-BY-GAME

Game	G/S	T	S	A	QB	Yds.	QH	Int.	Yds.	PD	FF	FR	Yds.
at GB (9/10)	0/0	Inactive											
SF (9/17)	0/0	Inactive											
at Ten (9/24)	0/0	Inactive											
Indy (10/1)	0/0	Inactive											
at LA (10/8)	0/0	Did Not Play											
at NYG (10/22)	0/0	Inactive											
Hou (10/29)	0/0	Inactive											
Wash (11/5)	1/0	Special Teams Only											
at Ariz (11/9)	1/0	Special Teams Only											
Atl (11/20)	1/0	Special Teams Only											
at SF (11/26)	1/0	Special Teams Only											
Phi (12/3)	1/0	Special Teams Only											
at Jax (12/10)	1/0	Special Teams Only											
<b>Totals</b>	<b>6/0</b>	<b>0</b>	<b>0</b>	<b>0</b>	<b>0.0</b>	<b>0.0</b>	<b>0</b>	<b>0</b>	<b>0</b>	<b>0</b>	<b>0</b>	<b>0</b>	<b>0</b>

**Special Teams Tackles:** 3, 2 FR.



23

## NEIKO THORPE

### CORNERBACK

**Height** 6-2  
**Weight** 210  
**College** Auburn  
**Seasons** NFL 5th, Seahawks 2nd  
**Born** February 11, 1990  
**Hometown** Tucker, Ga.

## THORPE'S 2017 SEASON

**at GB (9/10):** Saw action at CB and on special teams where he had one tackle. **SF (9/17):** Saw action on special teams but injured ankle and did not return. **at Ten (9/24):** Inactive (ankle). **Indy (10/1):** Inactive (ankle). **at LA (10/8):** Returned from ankle injury and had a special teams tackle and recovered a fumble on punt return. **at NYG (10/22):** Had one special teams stop. **Wash (11/5):** Had two special teams tackles. **at Ariz (11/9):** Saw action on special teams and one snap at CB. **Phi (12/3):** Had a special teams tackle.

### THORPE'S 2017 GAME-BY-GAME

Game	G/S	T	S	A	QB	Yds.	QH	Int.	Yds.	PD	FF	FR	Yds.
at GB (9/10)	1/0	0	0	0	0.0	0.0	0	0	0	0	0	0	0
SF (9/17)	1/0	Special Teams Only											
at Ten (9/24)	0/0	Inactive (ankle)											
Indy (10/1)	0/0	Inactive (ankle)											
at LA (10/8)	1/0	Special Teams Only											
at NYG (10/22)	1/0	Special Teams Only											
Hou (10/29)	1/0	Special Teams Only											
Wash (11/5)	1/0	Special Teams Only											
at Ariz (11/9)	1/0	0	0	0	0.0	0.0	0	0	0	0	0	0	0
Atl (11/20)	1/0	0	0	0	0.0	0.0	0	0	0	1	0	0	0
at SF (11/26)	1/0	2	2	0	0.0	0.0	0	0	0	1	0	0	0
Phi (12/3)	1/0	Special Teams Only											
at Jax (12/10)	1/0	Special Teams Only											
<b>Totals</b>	<b>11/0</b>	<b>2</b>	<b>2</b>	<b>0</b>	<b>0.0</b>	<b>0.0</b>	<b>0</b>	<b>0</b>	<b>0</b>	<b>2</b>	<b>0</b>	<b>0</b>	<b>0</b>

**Special Teams Tackles:** 8, FR.

## THORPE'S NFL RECORD

Club	G/S	Tackles			Sacks		Interceptions									
		Tkl	So	Ast	QB	Yds	No	Yds	Avg	LG	TD	PD	FF	FR	Yds	
2012 Kansas City	9/0	4	4	0	0.0	0.0	0	0	0.0	0	0	0	0	0	0	0
2014 Oakland	14/0	2	1	1	0.0	0.0	0	0	0.0	0	0	3	0	0	0	
2015 Oakland	14/2	36	33	3	0.0	0.0	1	-12	-12.0	-12	0	6	0	0	0	
2016 Seattle	15/0	10	7	3	0.0	0.0	0	0	0.0	0	0	0	0	0	0	
2017 Seattle	11/0	2	2	0	0.0	0.0	0	0	0.0	0	0	2	0	0	0	
<b>NFL TOTALS</b>	<b>63/2</b>	<b>54</b>	<b>47</b>	<b>7</b>	<b>0.0</b>	<b>0.0</b>	<b>1</b>	<b>-12</b>	<b>-12.0</b>	<b>-12</b>	<b>0</b>	<b>11</b>	<b>0</b>	<b>0</b>	<b>0</b>	

### POSTSEASON

Club	G/S	Tackles			Sacks		Interceptions								
		Tkl	So	Ast	QB	Yds	No	Yds	Avg	LG	TD	PD	FF	FR	Yds
2016 Seattle	2/2	2	2	0	0.0	0.0	0	0	0.0	0	0	0	0	0	0
<b>NFL TOTALS</b>	<b>2/0</b>	<b>2</b>	<b>2</b>	<b>0</b>	<b>0.0</b>	<b>0.0</b>	<b>0</b>	<b>0</b>	<b>0.0</b>	<b>0</b>	<b>0</b>	<b>0</b>	<b>0</b>	<b>0</b>	<b>0</b>

### THORPE'S SINGLE-GAME HIGHS

**Tackles:** 7 vs. N.Y. Jets (11/1/15)  
**Interceptions:** 1 vs. Baltimore (9/20/15)  
**Sacks:** None

**Forced Fumbles:** None  
**Fumble Recoveries:** None  
**Touchdowns:** None

### ADDITIONAL STATS

**Special Teams Tackles:** 2014 (6), 2015 (4), 2016 (9), 2017 (8, FR); **Career:** (27, FR).  
**Postseason Special Teams Tackles:** 2016 (1); **Career:** (1).



73

## MATT TOBIN

### TACKLE

**Height** 6-5  
**Weight** 303  
**College** Iowa  
**Seasons** NFL 5th, Seahawks 1st  
**Born** June 5, 1990  
**Hometown** Dyersville, Iowa

#### NFL TRANSACTIONS:

05/10/13: Signed with Philadelphia as undrafted FA  
 05/16/16: Re-signed with Philadelphia  
 12/13/16: Placed on IR (knee)  
 08/22/17: Traded to Seattle

#### NFL CAREER HIGHLIGHTS:

- Started 21 of 42 games played for Philadelphia from 2013-16.
- In 2015, replaced T/G Andrew Gardner as the starting RG after Gardner suffered a season-ending injury in Week 3 at NYJ (9/27/15). Went on to start 13 games.
- Made his first NFL start at SF (9/28/14), filling in for an injured Evan Mathis at left guard.

**COLLEGE:** Started the final 22 games of his collegiate career, seeing time at both tackle and guard for the Hawkeyes. Honored with the 2012 Brett Greenwood Award, which is awarded to a walk-on student-athlete who embodies the values and behaviors of former Hawkeye walk-on Brett Greenwood. Started all 12 contests for the Hawkeyes as a senior, seeing time at both tackle

and guard. Saw action in all 13 games as a junior in 2011, with 10 starts at left guard.

**PERSONAL:** Earned second-team all-state honors as a senior captain at Beckman Catholic High School in Dyersville, IA. Played on both the offensive and defensive lines. Also earned first-team All-District honors and was named captain of the All-Area squad. Also earned two letters in baseball and track and field at Beckman Tobin is married to wife Shawna Determann. Tobin earned his degree from Iowa in geoscience.

#### TOBIN'S NFL RECORD

Year	Team	GP/GS	Postseason
2013	Philadelphia	1/0	1/0
2014	Philadelphia	13/7	0/0
2015	Philadelphia	16/13	0/0
2016	Philadelphia	12/1	0/0
2017	Seattle	11/0	0/0
<b>NFL TOTALS</b>		<b>53/21</b>	<b>1/0</b>

#### TOBIN'S 2017 SEASON

**at GB (9/10):** Saw action on special teams. **SF (9/17):** Active but did not play. **at Ten (9/24):** Saw limited action as extra blocker in jumbo package and at the end of the game for Rees Odhiambo. **Indy (10/1):** Saw action as extra blocker in jumbo package and on special teams. **at LA (10/8):** Saw action as extra blocker in jumbo package and on special teams. **Hou (10/29):** Saw action on special teams. **Wash (11/5):** Saw action as extra blocker in jumbo package and on special teams. **at Ariz (11/9):** Saw action at LT in the second half in place of Duane Brown (ankle). **at SF (11/26):** Saw action as an extra blocker. **Phi (12/3):** Saw action as an extra blocker on offense. **at Jax (12/10):** Saw action on special teams.



81

## NICK VANNETT

### TIGHT END

**Height** 6-6  
**Weight** 261  
**College** Ohio State  
**Seasons** NFL 2nd, Seahawks 2nd  
**Born** March 6, 1993  
**Hometown** Westerville, Ohio  
**Pronunciation** VAN-NET

## VANNETT'S 2017 SEASON

at **GB (9/10)**: Saw action at TE and had a 10-yard reception. **Hou (10/29)**: Had an 8-yard reception. **Wash (11/5)**: Made first start of the season when team opened in a 3-TE set. **at SF (11/26)**: Hauled in first-career TD reception on a 17-yard reception from Russell Wilson. **Phi (12/3)**: Set career highs in receptions (3) and yards (40) and tied a career long with a 21-yard reception. **at Jax (12/10)**: Started when team opened in 2-TE set.

## VANNETT'S GAME-BY-GAME


-----Receiving-----						-----Receiving-----					
2017	Opponent	No	Yds	Avg	LG TD	2016	Opponent	No	Yds	Avg	LG TD
09/10	at Green Bay	1	10	10.0	10 0	Games 1-4					
09/17	San Francisco	0	0	0.0	0 0	10/16	Atlanta	0	0	0.0	0 0
09/24	at Tennessee	0	0	0.0	0 0	10/23	at Arizona	0	0	0.0	0 0
10/01	Indianapolis	0	0	0.0	0 0	10/30	at New Orleans	1	7	7.0	7 0
10/08	at L.A. Rams	2	3	1.5	3 0	11/7	Buffalo	0	0	0.0	0 0
10/22	at N.Y. Giants	1	12	12.0	12 0	11/13	at New England	0	0	0.0	0 0
10/29	Houston	1	8	8.0	8 0	11/20	Philadelphia	Inactive			
11/05	Washington	0	0	0.0	0 0	11/27	at Tampa Bay	0	0	0.0	0 0
11/09	at Arizona	2	22	11.0	16 0	12/4	Carolina	2	25	12.5	21 0
11/20	Atlanta	0	0	0.0	0 0	12/11	at Green Bay	0	0	0.0	0 0
11/26	at San Francisco	2	29	14.5	17t 1	12/15	L.A. Rams	0	0	0.0	0 0
12/03	Philadelphia	3	40	13.3	21 0	12/24	Arizona	Inactive			
12/10	at Jacksonville	0	0	0.0	0 0	1/1/17	at San Francisco	Inactive			
<b>TOTALS (13/3)</b>		<b>12</b>	<b>124</b>	<b>10.3</b>	<b>21 1</b>	<b>TOTALS (9/2)</b>		<b>3</b>	<b>32</b>	<b>10.7</b>	<b>21 0</b>
						1/7	Detroit	Inactive			
						1/14	at Atlanta	Inactive			
						<b>Playoff Totals (0/0)</b>		<b>0</b>	<b>0</b>	<b>0.0</b>	<b>0 0</b>

## VANNETT'S NFL RECORD

		RECEIVING					
Club	G/S	No	Yds	Avg	LG	TD	
2016 Seattle	9/2	3	32	10.7	21	0	
2017 Seattle	13/3	12	124	10.3	21	1	
<b>NFL TOTALS</b>	<b>22/5</b>	<b>15</b>	<b>146</b>	<b>9.7</b>	<b>21</b>	<b>1</b>	
		POSTSEASON					
Club	G/S	No	Yds	Avg	LG	TD	
2016 Seattle	0/0	0	0	0.0	0	0	
<b>NFL TOTALS</b>	<b>0/0</b>	<b>0</b>	<b>0</b>	<b>0.0</b>	<b>0</b>	<b>0</b>	

## VANNETT'S SINGLE-GAME HIGHS

**Receptions:** 3, vs. Philadelphia (12/3/17)      **Receiving Yards:** 40 vs. Philadelphia (12/3/17)  
**Touchdowns:** 1 at San Francisco (11/26/17)      **Longest Rec.:** 21, 2 Times, Last vs. Philadelphia (12/3/17)



54

## BOBBY WAGNER

### LINEBACKER

**Height** 6-0  
**Weight** 245  
**College** Utah State  
**Seasons** NFL 6th, Seahawks 6th  
**Born** June 27, 1990  
**Hometown** Ontario, Calif.

## WAGNER'S 2017 SEASON

at **GB (9/10)**: Started at MLB and had nine tackles and a pass defended. **SF (9/17)**: Had seven tackles and seventh-career interception. at **Ten (9/24)**: Led team with 11 tackles. **Indy (10/1)**: Part of a defense that limited the Colts to 32 total yards in the second half, including zero passing. Finished second on team with six tackles, including a half sack and three QB hits. Recovered a fumble and returned it 21 yards for a TD, his third-career TD. at **NYG (10/22)**: Had eight tackles (6 solo), a QB hit and pass defended. **Hou (10/29)**: Had a season-high 12 tackles. **Wash (11/5)**: Led team and tied a season-best with 12 tackles (10 solo). Had a 6-yard sack in the first quarter that resulted in a safety. Also had a pass defended and two QB hits. at **Ariz (11/9)**: Led team with 11 tackles. **Atl (11/20)**: Led team with eight tackles. at **SF (11/26)**: Led team with eight tackles, and had second interception of the season that led to Seattle's first TD. **Phi (12/3)**: Led team with 12 tackles. at **Jax (12/10)**: Left the game in the third quarter with a hamstring injury.

### WAGNER'S 2017 GAME-BY-GAME

Game	G/S	T	S	A	QB	Yds.	QH	Int.	Yds.	PD	FF	FR	Yds.
at GB (9/10)	1/1	9	6	3	0.0	0.0	0	0	0	1	0	0	0
SF (9/17)	1/1	7	4	3	0.0	0.0	0	1	7	2	0	0	0
at Ten (9/24)	1/1	11	8	3	0.0	0.0	0	0	0	0	0	0	0
Indy (10/1)	1/1	6	4	2	0.5	7.0	3	0	0	0	0	1	21t
at LA (10/8)	1/1	8	8	0	0.0	0.0	1	0	0	0	0	0	0
at NYG (10/22)	1/1	8	6	2	0.0	0.0	1	0	0	1	0	0	0
Hou (10/29)	1/1	12	8	4	0.0	0.0	0	0	0	0	0	0	0
Wash (11/5)	1/1	12	10	2	1.0	6.0	2	0	0	1	0	0	0
at Ariz (11/9)	1/1	11	8	3	0.0	0.0	0	0	0	0	0	0	0
Atl (11/20)	1/1	8	6	2	0.0	0.0	0	0	0	0	0	0	0
at SF (11/26)	1/1	8	7	1	0.0	0.0	2	1	0	1	0	0	0
Phi (12/3)	1/1	12	8	4	0.0	0.0	1	0	0	0	0	0	0
at Jax (12/10)	1/1	3	2	1	0.0	0.0	0	0	0	0	0	0	0
<b>Totals</b>	<b>13/13</b>	<b>115</b>	<b>85</b>	<b>30</b>	<b>1.5</b>	<b>13.0</b>	<b>10</b>	<b>2</b>	<b>7</b>	<b>6</b>	<b>0</b>	<b>1</b>	<b>21t</b>

## WAGNER'S NFL RECORD

Club	Tackles			Sacks		Interceptions									
	G/S	Tkl	So	Ast	QB	Yds	No	Yds	Avg	LG	TD	PD	FF	FR	Yds
2012 Seattle	16/15	140	86	54	2.0	11.0	3	55	18.3	45	0	4	0	0	0
2013 Seattle	14/14	119	71	48	5.0	36.5	2	9	4.5	9	0	6	0	1	0
2014 Seattle	11/11	104	67	37	2.0	13.0	0	0	0.0	0	0	3	0	0	0
2015 Seattle	15/15	114	67	47	0.5	4.5	0	0	0.0	0	0	7	2	3	55
2016 Seattle	16/16	167	85	82	4.5	27.0	1	9	9.0	9	0	3	0	1	0
2017 Seattle	13/13	115	85	30	1.5	13.0	2	7	3.5	7	0	6	0	1	21
<b>NFL TOTALS</b>	<b>85/84</b>	<b>759</b>	<b>461</b>	<b>298</b>	<b>15.5</b>	<b>105.0</b>	<b>8</b>	<b>80</b>	<b>10.0</b>	<b>45</b>	<b>0</b>	<b>29</b>	<b>2</b>	<b>6</b>	<b>76</b>

### POSTSEASON

Club	Tackles			Sacks		Interceptions									
	G/S	Tkl	So	Ast	QB	Yds	No	Yds	Avg	LG	TD	PD	FF	FR	Yds
2012 Seattle	2/2	17	12	5	0.0	0.0	1	4	4.0	4	0	1	0	0	0
2013 Seattle	3/3	34	17	17	0.0	0.0	0	0	0.0	0	0	1	0	0	0
2014 Seattle	3/3	31	16	15	0.0	0.0	1	0	0.0	0	0	1	0	0	0
2015 Seattle	2/2	20	12	8	0.0	0.0	0	0	0.0	0	0	0	0	0	0
2016 Seattle	2/2	18	11	7	0.0	0.0	0	0	0.0	0	0	0	0	0	0
<b>NFL TOTALS</b>	<b>12/12</b>	<b>120</b>	<b>68</b>	<b>52</b>	<b>0.0</b>	<b>0.0</b>	<b>2</b>	<b>4</b>	<b>4.0</b>	<b>4</b>	<b>0</b>	<b>3</b>	<b>0</b>	<b>0</b>	<b>0</b>

### WAGNER'S SINGLE-GAME HIGHS

**Tackles:** 16, vs. Buffalo (11/7/16)      **Sacks:** 2.0, at San Francisco (1/1/17)  
**Forced Fumbles:** 1 vs. Pittsburgh (11/29/15)      **Interceptions:** 2, vs. Arizona (12/9/12)  
**Fumble Recoveries:** 1, 6 Times, Last vs. Indy (10/1/17)      **Touchdowns:** 1, 3 Times, Last FR vs. Indy (10/1/17)

### ADDITIONAL STATS

**Special Teams Tackles:** 2016 (Block FG); **Career:** (Block FG).



7

## BLAIR WALSH

### KICKER

**Height** 5-10  
**Weight** 175  
**College** Georgia  
**Seasons** NFL 6th, Seahawks 1st  
**Born** January 8, 1990  
**Hometown** Fort Lauderdale, Fla.

## WALSH'S 2017 SEASON

at **GB (9/10)**: Made all three FG attempts in first game with the Seahawks. **SF (9/17)**: Connected on both FG attempts from 25 and 27 yards. at **LA (10/8)**: Connected on all three FG attempts, including a 48-yarder as time expired in the first half and a 35-yarder with 1:09 remaining in the game sandwiched around a season-long 49-yarder. **Hou (10/29)**: Connected on a pair of 21-yard FGs and all five PATs. **Wash (11/5)**: Missed wide left on three first-half FG attempts. **Atl (11/20)**: Connected on first three attempts of the game, but came up just short on a 52-yard attempt with :07 remaining to send the game into OT.

2017	Opp	Pts	PAT-Att	FG-FGA	Made	2017	Opp	Pts	PAT-Att	FG-FGA	Made
09/10	at GB	9	0-0	3-3	33,21,41	11/09	at Ariz	8	2-2	2-2	33,43
09/17	SF	6	0-1	2-2	25,27	11/20	Atl	11	2-2	3-4	30,37,46
09/24	at Ten	3	3-3	0-0		11/26	at SF	6	3-3	1-2	WL,34
10/01	Indy	8	5-5	1-2	WR,44	12/03	Phi	6	3-3	1-1	46
10/08	at LAR	10	1-1	3-3	48,49,35	12/10	at Jax	6	3-3	1-2	WR,28
10/22	at NYG	6	3-3	1-1	39	<b>TOTALS (13/0)</b>	<b>90</b>	<b>30/31</b>	<b>20-27</b>	<b>Long:49</b>	
10/29	Hou	11	5-5	2-2	21,21						
11/05	Wash	0	0-0	0-3	WL,WL,WL						

## WALSH'S NFL RECORD

KICKING												
Club	G	PAT-Att	FG-Att	1-19	20-29	30-39	40-49	50+	FG%	LG	Pts	
2012 Minnesota	16/0	36-36	35-38	0-0	10-10	8-9	7-9	10-10	92.1	56	141	
2013 Minnesota	16/0	43-44	26-30	0-0	7-7	12-12	5-6	2-5	86.7	54	121	
2014 Minnesota	16/0	29-29	26-35	2-2	4-5	8-10	7-9	5-9	74.3	55	107	
2015 Minnesota	16/0	33-37	34-39	0-0	9-9	13-15	6-7	6-8	87.2	54	135	
2016 Minnesota	9/0	15-19	12-16	1-1	1-1	5-6	4-6	1-2	75.0	50	51	
2017 Seattle	13/0	30-31	20-27	0-0	6-6	7-10	7-10	0-1	74.1	49	90	
<b>NFL TOTALS</b>	<b>86/0</b>	<b>186-196</b>	<b>153-185</b>	<b>3-3</b>	<b>37-38</b>	<b>53-62</b>	<b>37-48</b>	<b>24-35</b>	<b>82.7</b>	<b>56</b>	<b>654</b>	
POSTSEASON												
Club	G	PAT-Att	FG-Att	1-19	20-29	30-39	40-49	50+	FG%	LG	Pts	
2012 Minnesota	1/0	1-1	1-1	0-0	0-0	1-1	0-0	0-0	100.0	33	4	
2015 Minnesota	1/0	0-0	3-4	0-0	1-2	0-0	2-2	0-0	75.0	47	9	
<b>PLAYOFFS</b>	<b>2/0</b>	<b>1-1</b>	<b>4-5</b>	<b>0-0</b>	<b>1-2</b>	<b>1-1</b>	<b>2-2</b>	<b>0-0</b>	<b>80.0</b>	<b>47</b>	<b>13</b>	

### WALSH'S SINGLE-GAME HIGHS

**Most FGs Att.:** 6 at Tennessee (9/11/16)      **Most PATs Att.:** 6 vs. Philadelphia (12/15/13)  
**Most FGs Made:** 5, 3 Times, Last vs. NYG (12/27/15)      **Most PATs Made:** 6 vs. Philadelphia (12/15/13)  
**Longest FG Att.:** 57\* vs. Chicago (12/1/13)      **Points Scored:** 18, 2 Times, Last vs. NYG (12/27/15)  
**Longest FG Made:** 56 at Houston (12/23/12)      **Consecutive Games with FG:** 11 (12/21/14 - 1/15/15)

\* - Minnesota franchise record

## WALSH'S GAME-BY-GAME KICKING

2012	Opp	Pts	PAT-Att	FG-FGA	Made	2013	Opp	Pts	PAT-Att	FG-FGA	Made
9/9	Jac	14	2-2	4-4	20,42,55,38	9/8	at Det	6	3-3	1-1	52
9/16	at Ind	8	2-2	2-2	51,29	9/15	at Chi	12	3-3	3-3	28,28,22
9/23	SF	6	3-3	1-1	52	9/22	Cle	9	3-3	2-2	43,30
9/30	at Det	8	2-2	2-3	49,27,(46)	9/29	Pit	10	4-4	2-3	54,37,(44)
10/7	Tenn	12	3-3	3-3	42,36,26	10/13	Car	4	1-1	1-1	22
10/14	at Was	12	0-0	4-4	20,27,27,37	10/21	at NYG	1	1-1	0-1	(54)
10/21	Ari	3	3-3	0-0		10/27	GB	7	4-4	1-1	36
10/25	TB	5	2-2	1-1	51	11/3	at Dal	5	2-3	1-1	23
11/4	at Sea	8	2-2	2-2	36,55	11/7	Was	10	4-4	2-2	39,40
11/11	Det	14	2-2	4-4	48,23,23,33	11/17	at Sea	8	2-2	2-2	32,45
11/25	at Chi	4	1-1	1-2	40,(30B)	11/24	at GB	14	2-2	4-4	36,47,29,35
12/2	at GB	2	2-2	0-1	(42)	12/1	Chi	11	2-2	3-4	32,30,(57)34
12/9	Chi	3	3-3	0-0		12/8	at Bal	8	2-2	2-2	39,40
12/16	at StL	18	3-3	5-5	50,38,42,53,51	12/15	Phi	12	6-6	2-3	(55),21,38
12/23	at Hou	11	2-2	3-3	56,41,39	12/22	at Cin	2	2-2	0-0	
12/30	GB	13	4-4	3-3	54,37,29	12/29	Det	2	2-2	0-0	
<b>TOTALS (16/0)</b>	<b>141</b>	<b>36-36</b>	<b>35-38</b>	<b>Long: 56</b>		<b>TOTALS (16/0)</b>	<b>121</b>	<b>43-44</b>	<b>26-30</b>	<b>Long: 54</b>	
1/5/13	at GB	4	1-1	1-1	33						
<b>PLAYOFFS (1/0)</b>	<b>4</b>	<b>1-1</b>	<b>1-1</b>	<b>Long: 33</b>							

2014	Opp	Pts	PAT-Att	FG-FGA	Made	2015	Opp	Pts	PAT-Att	FG-FGA	Made
9/7	at StL	10	4-4	2-2	52,46	9/14	at SF	3	0-0	1-2	(44),37
9/14	NE	1	1-1	0-1	(48)	9/20	Det	8	2-3	2-2	28,23
9/21	at NO	9	0-0	3-3	25,30,40	9/27	SD	7	4-4	1-1	24
9/28	Atl	15	3-3	4-5	18,33,41,55,(48)	10/4	at Den	8	2-2	2-3	(38),38,33
10/2	at GB	4	1-1	1-1	26	10/18	KC	10	1-1	3-3	24,45,45
10/12	Det	3	0-0	1-1	40	10/25	at Det	16	1-2	5-5	37,53,51,35,22
10/19	at Buf	10	1-1	3-3	33,40,55	11/1	at Chi	11	2-2	3-3	43,48,36
10/26	at TB	7	1-1	2-3	38,46,(56)	11/8	StL	7	1-1	2-2	34,40
11/2	Was	3	3-3	0-0		11/15	at Oak	12	3-3	3-5	20,38,(53),(39),34
11/16	at Chi	7	1-1	2-3	26,50,(38)	11/22	GB	1	1-2	0-0	
11/23	GB	7	1-1	2-2	39,51	11/29	at Atl	8	2-2	2-3	(51),29,39
11/30	Car	7	4-4	1-1	39	12/6	Sea	1	1-1	0-0	
12/7	NYJ	6	3-3	1-3	20,(39),(56)	12/10	at Ari	8	2-2	2-2	44,54
12/14	at Det	2	2-2	0-3	(26),(53),(68)	12/20	Chi	8	5-5	1-1	53
12/21	at Mia	9	3-3	2-2	18,33	12/27	NYG	18	3-4	5-5	32,52,22,53,27
12/28	Chi	7	1-1	2-2	37,44	1/3/16	at GB	8	2-2	2-2	39,32
<b>TOTALS (16/0)</b>	<b>107</b>	<b>29-29</b>	<b>26-35</b>	<b>Long: 54</b>		<b>TOTALS (16/0)</b>	<b>135</b>	<b>33-37</b>	<b>34-39</b>	<b>Long: 54</b>	

2016	Opp	Pts	PAT-Att	FG-FGA	Made
9/11	at Ten	13	1-2	4-6	(37),(56),50,33,45,30
9/18	GB	5	2-2	1-1	46
9/25	at Car	6	0-1	2-2	28,31
10/3	NYG	6	3-3	1-2	(46),44
10/9	Hou	7	4-4	1-1	19
10/23	at Phi	4	1-1	1-1	48
10/31	at Chi	4	1-1	1-1	30
11/6	Det	4	1-2	1-2	33,(46B)
11/13	at Was	2	2-3	0-0	
<b>TOTALS (9/0)</b>	<b>51</b>	<b>15-19</b>	<b>12-16</b>	<b>Long: 50</b>	



# 57

## MICHAEL WILHOITE

LINEBACKER

**Height** 6-0  
**Weight** 245  
**College** Washburn  
**Seasons** NFL 6th, Seahawks 1st  
**Born** December 7, 1986  
**Hometown** Topeka, Kansas

### WILHOITE'S 2017 SEASON

at GB (9/10): Inactive (calf). SF (9/17): Made first start for Seattle at OLB. at Ten (9/24): Started second straight game at OLB. Indy (10/1): Started at OLB and part of a defense that limited the Colts to 32 total yards in the second half, including zero passing. Atl (11/20): Inactive (calf). at SF (11/26): Returned to action at LB.

#### WILHOITE'S 2017 GAME-BY-GAME

Game	G/S	T	S	A	QB	Yds.	QH	Int.	Yds.	PD	FF	FR	Yds.
at GB (9/10)		Inactive (calf)											
SF (9/17)	1/1	2	2	0	0.0	0.0	0	0	0	0	0	0	0
at Ten (9/24)	1/1	3	3	0	0.0	0.0	0	0	0	0	0	0	0
Indy (10/1)	1/1	3	2	1	0.0	0.0	0	0	0	0	0	0	0
at LA (10/8)	1/0	1	0	1	0.0	0.0	0	0	0	0	0	0	0
at NYG (10/22)	1/1	0	0	0	0.0	0.0	0	0	0	0	0	0	0
Hou (10/29)	1/0	0	0	0	0.0	0.0	0	0	0	0	0	0	0
Wash (11/5)	1/1	1	0	1	0.0	0.0	0	0	0	0	0	0	0
at Ariz (11/9)	1/1	0	0	0	0.0	0.0	0	0	0	0	0	0	0
Atl (11/20)		Inactive (calf)											
at SF (11/26)	1/1	2	2	0	0.0	0.0	0	0	0	0	0	0	0
Phi (12/3)	1/0	2	2	0	0.0	0.0	0	0	0	0	0	0	0
at Jax (12/10)	1/1	4	3	1	0.0	0.0	0	0	0	0	0	0	0
<b>Totals</b>	<b>11/8</b>	<b>18</b>	<b>14</b>	<b>4</b>	<b>0.0</b>	<b>0.0</b>	<b>0</b>	<b>0</b>	<b>0</b>	<b>0</b>	<b>0</b>	<b>0</b>	<b>0</b>

**Additional Stats:** Special Teams Tackles: 3.

### WILHOITE'S NFL RECORD

	Club	G/S	Tackles			Sacks		Interceptions									
			Tkl	So	Ast	QB	Yds	No	Yds	Avg	LG	TD	PD	FF	FR	Yds	
2012	San Fran	5/0	0	0	0	0.0	0.0	0	0	0.0	0	0	0	0	0	0	0
2013	San Fran	16/2	24	14	10	0.0	0.0	0	0	0.0	0	0	1	0	0	0	
2014	San Fran	16/16	121	72	49	0.0	0.0	2	1	1.0	1	0	6	1	0	0	
2015	San Fran	12/12	86	65	21	0.0	0.0	1	0	0.0	0	0	1	0	0	0	
2016	San Fran	16/6	59	41	18	0.5	4.0	0	0	0.0	0	0	0	1	1	0	
2017	Seattle	11/8	18	14	4	0.0	0.0	0	0	0.0	0	0	0	0	0	0	
<b>NFL TOTALS</b>	<b>76/44</b>	<b>308</b>	<b>206</b>	<b>102</b>	<b>0.5</b>	<b>4.0</b>	<b>3</b>	<b>1</b>	<b>0.3</b>	<b>1</b>	<b>0</b>	<b>8</b>	<b>2</b>	<b>1</b>	<b>0</b>	<b>0</b>	

#### POSTSEASON

	Club	G/S	Tackles			Sacks		Interceptions								
			Tkl	So	Ast	QB	Yds	No	Yds	Avg	LG	TD	PD	FF	FR	Yds
2012	San Fran	3/0	0	0	0	0.0	0.0	0	0	0.0	0	0	0	0	0	0
2013	San Fran	3/0	0	0	0	0.0	0.0	0	0	0.0	0	0	0	0	0	0
<b>NFL TOTALS</b>	<b>6/0</b>	<b>0</b>	<b>0</b>	<b>0</b>	<b>0</b>	<b>0.0</b>	<b>0.0</b>	<b>0</b>	<b>0</b>	<b>0.0</b>	<b>0</b>	<b>0</b>	<b>0</b>	<b>0</b>	<b>0</b>	<b>0</b>

#### WILHOITE'S SINGLE-GAME HIGHS

**Tackles:** 15, at N.Y. Giants (10/11/15)      **Sacks:** 0.5, vs. Arizona (10/6/16)  
**Forced Fumbles:** 1, 2 Times, Last vs. S.D. (12/20/14)      **Interceptions:** 1, 3 Times, Last at Baltimore (10/18/15)  
**Fumble Recoveries:** 1, at Atlanta (12/18/16)      **Touchdowns:** None

#### ADDITIONAL STATS

**Special Teams Tackles:** 2012 (7), 2013 (17), 2014 (3), 2016 (9), 2017 (3); **Career:** 39.  
**Postseason Special Teams Tackles:** 2012 (3), 2013 (3); **Career:** 6.





82

## LUKE WILLSON

### TIGHT END

**Height** 6-5  
**Weight** 254  
**College** Rice  
**Seasons** NFL 5th, Seahawks 5th  
**Born** January 15, 1990  
**Hometown** Lasalle, Ontario, Can.

## WILLSON'S 2017 SEASON

at **GB (9/10)**: Saw action at TE. at **Ten (9/24)**: Had three receptions for 53 yards including a 27-yard TD. **Indy (10/1)**: Had one catch for a 6-yard TD. First time of career with TDs in consecutive games. at **NYG (10/22)**: Started and had a 13-yard reception. **Wash (11/5)**: Started when team opened in a 3-TE set and had one catch for a 10-yard TD. Was his third TD of the season tying a career high (2014). at **Ariz (11/9)**: Started in 2-TE set. at **SF (11/26)**: Started in 2-TE set, but did not finish after suffering a concussion. at **Jax (12/10)**: Started in 2-TE set.

-----Receiving-----						-----Receiving-----					
2017	Opponent	No	Yds	Avg	LG TD	2017	Opponent	No	Yds	Avg	LG TD
09/10	at Green Bay	0	0	0.0	0 0	11/20	Atlanta	2	-1	-0.5	3 0
09/17	San Francisco	3	25	8.3	19 0	11/26	at San Francisco	0	0	0.0	0 0
09/24	at Tennessee	3	53	17.7	27t 1	12/03	Philadelphia	0	0	0.0	0 0
10/01	Indianapolis	1	6	6.0	6t 1	12/10	at Jacksonville	1	12	12.0	12 0
10/08	at L.A. Rams	0	0	0.0	0 0	<b>TOTALS (13/5)</b>		<b>12</b>	<b>118</b>	<b>9.8</b>	<b>27t 3</b>
10/22	at N.Y. Giants	1	13	13.0	13 0						
10/29	Houston	0	0	0.0	0 0						
11/05	Washington	1	10	10.0	10t 1						
11/09	at Arizona	0	0	0.0	0 0						

## WILLSON'S NFL RECORD

RECEIVING						
Club	G/S	No	Yds	Avg	LG	TD
2013 Seattle	16/7	20	272	13.6	39t	1
2014 Seattle	15/10	22	362	16.5	80t	3
2015 Seattle	14/7	17	213	12.5	24	1
2016 Seattle	11/6	15	129	8.6	19	2
2017 Seattle	13/5	12	118	9.8	27t	3
<b>NFL TOTALS</b>	<b>69/35</b>	<b>86</b>	<b>1,094</b>	<b>12.7</b>	<b>80t</b>	<b>10</b>

POSTSEASON						
Club	G/S	No	Yds	Avg	LG	TD
2013 Seattle	3/0	2	17	8.5	12	0
2014 Seattle	3/3	6	79	13.2	29	1
2015 Seattle	1/1	4	54	13.5	22	0
2016 Seattle	2/1	1	4	4.0	4	0
<b>NFL TOTALS</b>	<b>9/5</b>	<b>13</b>	<b>154</b>	<b>11.8</b>	<b>29</b>	<b>1</b>

### WILLSON'S SINGLE-GAME HIGHS

**Receptions:** 5 vs. Jacksonville (9/22/13)      **Receiving Yards:** 139 at Arizona (12/21/14)  
**Touchdowns:** 2 at Arizona (12/21/14)      **Longest Reception:** 80t at Arizona (12/21/14)

## WILLSON'S GAME-BY-GAME

-----Receiving-----						-----Receiving-----					
2013	Opponent	No	Yds	Avg	LG TD	2014	Opponent	No	Yds	Avg	LG TD
9/8	at Carolina	0	0	0.0	0 0	9/04	Green Bay	1	1	1.0	1 0
9/15	San Francisco	0	0	0.0	0 0	9/14	at San Diego	0	0	0.0	0 0
9/22	Jacksonville	5	76	15.2	35 0	9/21	Denver	0	0	0.0	0 0
9/29	at Houston	0	0	0.0	0 0	10/06	at Washington	3	28	9.3	19 0
10/6	at Indianapolis	2	28	14.0	17 0	10/12	Dallas	2	11	5.5	10 0
10/13	Tennessee	2	17	8.5	14 0	10/19	at St. Louis	Inactive (groin)			
10/17	at Arizona	1	23	23.0	23 0	10/26	at Carolina	1	23	23.0	23t 1
10/28	at St. Louis	0	0	0.0	0 0	11/02	Oakland	1	16	16.0	16 0
11/3	Tampa Bay	0	0	0.0	0 0	11/09	NY Giants	0	0	0.0	0 0
11/10	at Atlanta	1	19	19.0	19 0	11/16	at Kansas City	3	51	17.0	27 0
11/17	Minnesota	1	7	7.0	7 0	11/23	Arizona	1	21	21.0	21 0
12/2	New Orleans	1	2	2.0	2 0	11/27	at San Francisco	4	39	9.8	15 0
12/8	at San Francisco	3	70	23.3	39t 1	12/07	at Philadelphia	1	1	1.0	1 0
12/15	at NY Giants	2	23	11.5	15 0	12/14	San Francisco	0	0	0.0	0 0
12/22	Arizona	1	3	3.0	3 0	12/21	at Arizona	3	139	46.3	80t 2
12/29	St. Louis	1	4	4.0	4 0	12/28	St. Louis	2	32	16.0	28 0
<b>TOTALS (16/7)</b>		<b>20</b>	<b>272</b>	<b>13.6</b>	<b>39t 1</b>	<b>TOTALS (15/10)</b>		<b>22</b>	<b>362</b>	<b>16.5</b>	<b>80t 3</b>
1/11	New Orleans	0	0	0.0	0 0	1/10	Carolina	4	68	17.0	29 1
1/19	San Francisco	0	0	0.0	0 0	1/18	Green Bay	2	11	5.5	8 0
2/2	Denver	2	17	8.5	12 0	2/1	New England	0	0	0.0	0 0
<b>Playoff Totals (3/0)</b>		<b>2</b>	<b>17</b>	<b>8.5</b>	<b>12 0</b>	<b>TOTALS (3/3)</b>		<b>6</b>	<b>79</b>	<b>13.2</b>	<b>29 1</b>

-----Receiving-----						-----Receiving-----					
2015	Opponent	No	Yds	Avg	LG TD	2016	Opponent	No	Yds	Avg	LG TD
9/13	at St. Louis	0	0	0.0	0 0	9/11	Miami	2	26	13.0	19 0
9/20	at Green Bay	2	36	18.0	24 0	9/18	at L.A. Rams	1	6	6.0	6 0
9/27	Chicago	Inactive (Back)				9/25	San Francisco	2	9	4.5	7 0
10/05	Detroit	2	15	7.5	9 0	10/2	at N.Y. Jets	0	0	0.0	0 0
10/11	at Cincinnati	2	17	8.5	9 0	10/16	Atlanta	1	9	9.0	9 0
10/18	Carolina	1	16	16.0	16 0	Games 6-9	Inactive (Knee)				
10/22	at San Francisco	0	0	0.0	0 0	11/20	Philadelphia	1	12	12.0	12 0
11/01	at Dallas	2	41	20.5	22t 1	11/27	at Tampa Bay	1	11	11.0	11 0
11/15	Arizona	0	0	0.0	0 0	12/4	Carolina	Inactive (Knee)			
11/22	San Francisco	2	15	7.5	10 0	12/11	at Green Bay	1	11	11.0	11 0
11/29	Pittsburgh	1	12	12.0	12 0	12/15	L.A. Rams	3	19	6.3	9 1
12/06	at Minnesota	2	36	18.0	22 0	12/24	Arizona	0	0	0.0	0 0
12/13	at Baltimore	1	8	8.0	8 0	1/1/17	at San Francisco	3	26	8.7	11t 1
12/20	Cleveland	2	17	8.5	11 0	<b>TOTALS (11/6)</b>		<b>15</b>	<b>129</b>	<b>8.6</b>	<b>19 2</b>
12/27	St. Louis	0	0	0.0	0 0	1/7	Detroit	1	4	4.0	4 0
1/03	at Arizona	Inactive (Concussion)				1/14	at Atlanta	0	0	0.0	0 0
<b>TOTALS (14/7)</b>		<b>17</b>	<b>213</b>	<b>12.5</b>	<b>24 1</b>	<b>TOTALS (2/1)</b>		<b>1</b>	<b>4</b>	<b>4.0</b>	<b>4 0</b>
1/10	at Minnesota	Inactive (Concussion)									
1/17	at Carolina	4	54	13.5	22 0						
<b>TOTALS (1/1)</b>		<b>4</b>	<b>54</b>	<b>13.5</b>	<b>22 0</b>						



3

## RUSSELL WILSON

### QUARTERBACK

Height	5-11
Weight	215
College	Wisconsin
Seasons	NFL 6th, Seahawks 6th
Born	November 29, 1988
Hometown	Richmond, Va.

## WILSON'S 2017 SEASON

at **GB (9/10)**: Started at QB. **SF (9/17)**: Led 22nd career game-winning drive when tied or behind in the fourth quarter or overtime when he led a 10-play, 82-yard TD drive that resulted in a 9-yard TD pass to Paul Richardson. On the drive, Wilson rushed four times for 27 yards and two first downs. **at Ten (9/24)**: Set career highs in attempts (49) and passing yards (373). Marked his ninth career 300-yard passing game (11th including playoffs). **at NYG (10/22)**: Posted a season-best 121.1 passer rating with his 10th-career 300-yard game to go with three TD passes. **Hou (10/29)**: Passed for a franchise record 452 yards and four TDs to go along with his 23rd career 4th quarter or OT comeback. Had two fourth-quarter TDs, including the game winner with :21 remaining. Was 3-3 for 80 yards in 1:18 with no timeouts remaining on the game-winning drive. Earned NFC Offensive Player of the Week for his performance. **Wash (11/5)**: Rushed season-high 77 yards on 10 carries. **at SF (11/26)**: Completed 12-of-15 passes for 148 yards and two TDs for a 147.4 rating in the second half. **Phi (12/3)**: Passed for three TDs tying a career high with two or more TD passes in seven-straight games. **at Jax (12/10)**: Had TD completions of 61 and 74 yards in the fourth quarter. Set NFL record for most fourth quarter TD passes (17) in a single season after tying Eli Manning (15 in 2011) the previous week.

2017 PASSING													
Date	Opponent	P/S	Att	Com	Yds	Pct	TD	Int	LG	Sacked	W/L	Rating	
09/10	at Green Bay	(S)	27	14	158	51.9	0	0	34	3/23	L	69.7	
09/17	San Francisco	(S)	39	23	198	58.9	1	0	22	3/17	W	80.9	
09/24	at Tennessee	(S)	49	29	373	59.2	4	0	46	1/9	L	110.3	
10/01	Indianapolis	(S)	26	21	295	80.8	2	2	41	3/12	W	107.5	
10/08	at L.A. Rams	(S)	37	24	198	64.9	1	1	21	3/19	W	76.2	
10/22	at N.Y. Giants	(S)	39	27	334	69.2	3	0	38t	1/13	W	121.1	
10/29	Houston	(S)	41	26	452	63.4	4	1	66	2/6	W	123.2	
11/05	Washington	(S)	45	24	297	53.3	2	2	30t	2/8	L	70.3	
11/09	at Arizona	(S)	32	22	238	68.8	2	0	54	5/26	W	111.2	
11/20	Atlanta	(S)	42	26	258	61.9	2	1	29t	3/30	L	85.2	
11/26	at San Francisco	(S)	34	20	228	58.8	2	1	26	0/0	W	86.4	
12/03	Philadelphia	(S)	31	20	227	64.5	3	0	47	2/18	W	118.6	
12/10	at Jacksonville	(S)	31	17	271	54.8	3	3	74t	2/11	L	76.9	
<b>TOTALS</b>			<b>(13/13)</b>	<b>473</b>	<b>293</b>	<b>3,527</b>	<b>61.9</b>	<b>29</b>	<b>11</b>	<b>74t</b>	<b>30/192</b>	<b>8-5</b>	<b>95.5</b>

2017 RUSHING												
Date	Opponent	P/S	Att	Yds	Avg	LG	TD					
09/10	at Green Bay	(S)	2	40	20.0	29	0					
09/17	San Francisco	(S)	12	34	2.8	11	0					
09/24	at Tennessee	(S)	7	26	3.7	11	0					
10/01	Indianapolis	(S)	4	38	9.5	23t	1					
10/08	at L.A. Rams	(S)	5	16	3.2	9	0					
10/22	at N.Y. Giants	(S)	2	10	5.0	7	0					
10/29	Houston	(S)	4	30	7.5	21	0					
11/05	Washington	(S)	10	77	7.7	13	0					
11/09	at Arizona	(S)	5	19	3.8	10	0					
11/20	Atlanta	(S)	7	86	12.3	17	1					
11/26	at San Francisco	(S)	7	25	3.6	11	1					
12/03	Philadelphia	(S)	6	31	5.2	10	0					
12/10	at Jacksonville	(S)	5	50	10.0	19	0					
<b>TOTALS</b>			<b>(13/13)</b>	<b>76</b>	<b>482</b>	<b>6.3</b>	<b>29</b>	<b>3</b>				

## WILSON'S NFL RECORD

PASSING												
Year	Club	G/S	Att	Comp	Yds	Pct	TD	Int	LG	Sacked	Rate	
2012	Seattle	16/16	393	252	3,118	64.1	26	10	67	33/203	100.0	
2013	Seattle	16/16	407	257	3,357	63.1	26	9	80t	44/272	101.2	
2014	Seattle	16/16	452	285	3,475	63.1	20	7	80t	42/242	95.0	
2015	Seattle	16/16	483	329	4,024	*68.1	*34	8	80t	45/265	*110.1	
2016	Seattle	16/16	546	*353	*4,219	64.7	21	11	59	41/293	92.6	
2017	Seattle	13/13	473	293	3,527	61.9	29	11	74t	30/192	95.5	
<b>NFL TOTALS</b>		<b>93/93</b>	<b>2,754</b>	<b>1,769</b>	<b>21,720</b>	<b>64.2</b>	<b>156</b>	<b>56</b>	<b>80t</b>	<b>235/1,467</b>	<b>98.9</b>	

RUSHING							
Year	Club	G/S	Att	Yds	Avg	LG	TD
2012	Seattle	16/16	94	489	5.2	25t	4
2013	Seattle	16/16	96	539	5.6	27	1
2014	Seattle	16/16	**118	**849	**7.2	**55	**6
2015	Seattle	16/16	103	553	5.4	24	1
2016	Seattle	16/16	72	259	3.6	18	1
2017	Seattle	13/13	76	482	6.3	29	3
<b>NFL TOTALS</b>		<b>93/93</b>	<b>559</b>	<b>3,170</b>	<b>5.7</b>	<b>55</b>	<b>16</b>

\*Club record \*\*Club record by QB

## SINGLE-GAME HIGHS

- Attempts:** 49 at Tennessee (9/24/17)
- Completions:** 32 at St. Louis (9/13/15)
- Completion %:\*** 82.8 vs. San Francisco (24/29) (11/22/15)
- Yards:** 452# vs. Houston (9/24/17)
- Longest, No TD:** 67 vs. Arizona (12/9/12) to Anthony McCoy
- Longest TD:** 80t, 3 Times, Last vs. Pittsburgh (11/29/15) to Doug Baldwin
- Most TDs:** 5, 2 Times, Last at Baltimore (12/13/15)
- Highest Pass Rating (Home):** 151.4 vs. Minnesota (11/17/13)
- Highest Pass Rating (Away):** 146.0 at Minnesota (12/6/15)
- Interceptions:** 5 at Green Bay (12/11/16)
- Rushes:** 14\*\* vs. N.Y. Giants (10/6/13)
- Rushing Yds.:** 122\*\* at Washington (10/6/13)
- Longest Rush:** 55\*\*, at Arizona (12/21/14)
- Rushing TD:** 3\*\* at Buffalo (12/16/12)

\*Min. 20 attempts \*\*Club record by QB #Club record

## POSTSEASON

PASSING											
Year	Club	G/S	Att	Comp	Yds	Pct	TD	Int	LG	Sacked	Rate
2012	Seattle	2/2	62	39	572	62.9	3	1	34	7/48	101.0
2013	Seattle	3/3	68	43	524	63.2	3	0	51	7/22	101.6
2014	Seattle	3/3	72	41	724	56.9	6	5	63t	10/58	81.9
2015	Seattle	2/2	74	44	508	59.5	4	3	35	7/54	81.4
2016	Seattle	2/2	60	40	449	66.7	4	2	42	6/31	97.2
<b>NFL TOTALS</b>		<b>12/12</b>	<b>336</b>	<b>207</b>	<b>2,777</b>	<b>61.6</b>	<b>20</b>	<b>11</b>	<b>63t</b>	<b>37/213</b>	<b>94.1</b>

RUSHING							
Year	Club	G/S	Att	Yds	Avg	LG	TD
2012	Seattle	2/2	15	127	8.5	17	1
2013	Seattle	3/3	11	42	3.8	16	0
2014	Seattle	3/3	17	86	5.1	17	1
2015	Seattle	2/2	8	53	6.6	14	0
2016	Seattle	2/2	9	46	5.1	14	0
<b>NFL TOTALS</b>		<b>12/12</b>	<b>60</b>	<b>354</b>	<b>5.9</b>	<b>28</b>	<b>2</b>

## 4TH-QUARTER WINS - 23 (BEHIND OR TIED ENTERING 4TH QUARTER)

Date	Opp	Situation	Result	Play/Drive & Time Remaining
09/24/12	GB	Behind 12-7	Won 14-12	24 yd TD pass as time expired
10/14/12	NE	Behind 23-17	Won 24-23	46 yd TD pass @1:18
12/02/12	at Chi	Behind 14-10	Won 23-17 (ot)	14 yd TD pass @ :24
		Tied 17-17	Won 23-17 (ot)	13 yd TD pass @7:33 in OT
12/30/12	StL	Tied 13-13	Won 20-13	1 yd TD run @ 1:39
01/06/13*	at Wash	Behind 14-13	Won 24-14	TD drive @ 7:08
09/08/13	at Car	Behind 7-6	Won 12-7	43 yd TD pass at 10:13
09/29/13	at Hou	Behind 20-6	Won 23-20 (ot)	45 yd FG @ 3:19 in OT
10/13/13	Tenn	Tied 10-10	Won 20-13	Lynch 3-yd TD run @ 7:33
11/03/13	TB	Behind 24-14	Won 27-24 (ot)	27 yd FG @ 8:11 in OT
01/19/14*	SF	Behind 17-13	Won 23-17	35-yd TD pass @ 13:44
09/21/14	Den	Tied 20-20	Won 26-20 (ot)	TD drive @ 9:14 in OT
10/26/14	at Car	Behind 9-6	Won 13-9	23-yd TD pass @0:47
11/09/14	NYG	Tied 17-17	Won 38-17	TD drive @ 12:47
12/28/14	StL	Tied 6-6	Won 20-6	TD drive @ 12:07
01/18/15*	GB	Tied 22-22	Won 28-22	35-yd TD pass @ 11:41 in OT
11/01/15	at Dal	Behind 12-10	Won 13-12	24-yard FG drive @ 1:04
11/29/15	Pitt	Behind 27-26	Won 39-30	30-yd TD pass @ 8:12
01/10/16*	at Minn	Behind 9-0	Won 10-9	46-yd FG drive @ 8:04
09/11/16	Mia	Behind 10-6	Won 12-10	2-yd TD pass @ 0:31
10/16/16	Atlanta	Behind 24-23	Won 26-24	44-yd FG @ 1:57
11/13/16	at NE	Behind 24-22	Won 31-24	23 yd FG @ 8:56
09/17/17	SF	Behind 9-6	Won 12-9	9 yd TD pass @ 7:06
10/29/17	Hou	Behind 38-34	Won 41-38	18 yd TD pass @ 0:21

\*Playoffs

## WILSON'S GAME-BY-GAME

### 2012

PASSING											
Date	Opponent	P/S	Att	Com	Yds	Pct	TD	Int	LG	Sacked	W/L Rating
09/09	at Arizona	(S)	34	18	153	52.9	1	1	27	3/14	L 62.5
09/16	Dallas	(S)	20	15	151	75.0	1	0	22t	2/18	W 112.7
09/24	Green Bay	(S)	21	10	130	47.6	2	0	41t	1/19	W 99.3
09/30	at St. Louis	(S)	25	17	160	68.0	0	3	17	2/20	L 45.8
10/07	at Carolina	(S)	25	19	221	76.0	1	2	30	2/9	W 82.3
10/14	New England	(S)	27	16	293	59.3	3	0	51	2/10	W 133.7
10/18	at San Francisco	(S)	23	9	122	39.1	0	1	36	2/7	L 38.7
10/28	at Detroit	(S)	35	25	236	71.4	2	1	19	0/0	L 96.8
11/04	Minnesota	(S)	24	16	173	66.7	3	0	23	1/8	W 127.3
11/11	N.Y. Jets	(S)	19	12	188	63.2	2	0	38t	4/22	W 131.0
11/25	at Miami	(S)	27	21	224	77.8	2	0	32	2/8	L 125.9
12/02	at Chicago	(S)	37	23	293	62.2	2	0	49	2/0	W 104.9
12/09	Arizona	(S)	13	7	148	53.8	1	1	67	1/7	W 88.0
12/16	at Buffalo	(S)	23	14	205	60.9	1	0	44	2/9	W 104.4
12/23	San Francisco	(S)	21	15	171	71.4	4	1	43	1/1	W 115.3
12/30	St. Louis	(S)	19	15	250	78.9	1	0	49	6/41	W 136.3
<b>TOTALS</b>		<b>(16/16)</b>	<b>393</b>	<b>252</b>	<b>3,118</b>	<b>64.1</b>	<b>26</b>	<b>10</b>	<b>67</b>	<b>33/203</b>	<b>11-5 100.0</b>
01/06/13	at Washington	(S)	26	15	187	57.7	1	0	33	5/31	W 92.9
01/13/13	at Atlanta	(S)	36	24	385	66.7	2	1	34	2/17	L 109.1
<b>PLAYOFF TOTALS</b>		<b>(2/2)</b>	<b>62</b>	<b>39</b>	<b>572</b>	<b>62.9</b>	<b>3</b>	<b>1</b>	<b>34</b>	<b>7/48</b>	<b>1-1 101.0</b>

W/L record reflects games started only



### 2012

RUSHING							
Date	Opponent	P/S	Att	Yds	Avg	LG	TD
09/09	at Arizona	(S)	8	20	2.5	5	0
09/16	Dallas	(S)	4	28	7.0	14	0
09/24	Green Bay	(S)	3	18	6.0	12	0
09/30	at St. Louis	(S)	7	14	2.0	8	0
10/07	at Carolina	(S)	5	12	2.4	9	0
10/14	New England	(S)	5	17	3.4	9	0
10/18	at San Francisco	(S)	3	10	3.3	9	0
10/28	at Detroit	(S)	1	9	9.0	9	0
11/04	Minnesota	(S)	9	27	3.0	13	0
11/11	N.Y. Jets	(S)	7	34	4.9	18	0
11/25	at Miami	(S)	5	38	7.6	20	0
12/02	at Chicago	(S)	9	71	7.9	13	0
12/09	Arizona	(S)	3	12	4.0	6	0
12/16	at Buffalo	(S)	9	92	10.2	25t	3
12/23	San Francisco	(S)	6	29	4.8	9	0
12/30	St. Louis	(S)	10	58	5.8	15	1
<b>TOTALS</b>		<b>(16/16)</b>	<b>94</b>	<b>489</b>	<b>5.2</b>	<b>25t</b>	<b>4</b>
01/06/13	at Washington	(S)	8	67	8.4	28	0
01/13/13	at Atlanta	(S)	7	60	8.6	17	1
<b>PLAYOFF TOTALS</b>		<b>(2/2)</b>	<b>15</b>	<b>127</b>	<b>8.5</b>	<b>28</b>	<b>1</b>

## WILSON'S GAME-BY-GAME

### 2013

### PASSING

Date	Opponent	P/S	Att	Com	Yds	Pct	TD	Int	LG	Sacked	W/L	Rating
09/8	at Carolina	(S)	33	25	320	75.8	1	0	43t	2/20	W	115.7
09/15	San Francisco	(S)	19	8	142	42.1	1	1	51	4/24	W	63.9
09/22	Jacksonville	(S)	21	14	202	66.7	4	1	30	2/8	W	117.5
09/29	at Houston	(S)	23	12	123	52.2	0	1	24	5/32	W	49.7
10/06	at Indianapolis	(S)	31	15	210	48.4	2	1	28t	2/5	L	78.7
10/13	Tennessee	(S)	31	23	257	74.2	0	0	55	2/4	W	98.5
10/17	at Arizona	(S)	29	18	235	62.1	3	0	32	3/26	W	122.1
10/28	at St. Louis	(S)	18	10	139	55.6	2	0	80t	7/48	W	117.6
11/03	Tampa Bay	(S)	26	19	217	73.1	2	2	28	0/0	W	91.3
11/10	at Atlanta	(S)	26	19	287	73.1	2	0	46	1/8	W	134.6
11/17	Minnesota	(S)	18	13	230	72.2	2	0	44	1/6	W	151.4
12/02	New Orleans	(S)	30	22	310	73.3	3	0	60	1/8	W	139.6
12/08	at San Francisco	(S)	25	15	199	60.0	1	1	39t	2/21	L	81.9
12/15	at NY Giants	(S)	27	18	206	66.7	1	1	30	4/29	W	86.3
12/22	Arizona	(S)	27	11	108	40.7	1	1	28	4/19	L	49.6
12/29	St. Louis	(S)	23	15	172	65.2	1	0	47t	4/14	W	102.1
<b>TOTALS</b>		<b>(16/16)</b>	<b>407</b>	<b>257</b>	<b>3,357</b>	<b>63.1</b>	<b>26</b>	<b>9</b>	<b>80t</b>	<b>44/272</b>	<b>13-3</b>	<b>101.2</b>
01/11	New Orleans	(S)	18	9	103	50.0	0	0	25	3/0	W	67.6
01/19	San Francisco	(S)	25	16	215	64.0	1	0	51	4/22	W	104.6
02/02	Denver	(S)	25	18	206	72.0	2	0	37	0/0	W	123.1
<b>PLAYOFF TOTALS</b>		<b>(3/3)</b>	<b>68</b>	<b>43</b>	<b>524</b>	<b>63.2</b>	<b>3</b>	<b>0</b>	<b>51</b>	<b>7/22</b>	<b>3-0</b>	<b>101.6</b>

W/L record reflects games started only

### 2013

### RUSHING

Date	Opponent	P/S	Att	Yds	Avg	LG	TD
09/08	at Carolina	(S)	5	7	1.4	7	0
09/15	San Francisco	(S)	10	33	3.3	11	0
09/22	Jacksonville	(S)	2	14	7.0	10	0
09/29	at Houston	(S)	10	77	7.7	25	0
10/06	at Indianapolis	(S)	13	102	7.8	22	0
10/13	Tennessee	(S)	10	61	6.1	23	0
10/17	at Arizona	(S)	8	29	3.6	11	0
10/28	at St. Louis	(S)	3	16	5.3	17	0
11/03	Tampa Bay	(S)	6	36	6.0	16	1
11/10	at Atlanta	(S)	3	20	6.7	10	0
11/17	Minnesota	(S)	2	14	7.0	12	0
12/02	New Orleans	(S)	8	47	5.9	15	0
12/08	at San Francisco	(S)	1	2	2.0	2	0
12/15	at NY Giants	(S)	8	50	6.3	16	0
12/22	Arizona	(S)	2	32	16.0	27	0
12/29	St. Louis	(S)	5	-1	-0.2	8	0
<b>TOTALS</b>		<b>(16/16)</b>	<b>96</b>	<b>539</b>	<b>5.6</b>	<b>27</b>	<b>1</b>
01/11	New Orleans	(S)	3	16	5.3	8	0
01/19	San Francisco	(S)	5	0	0.0	3	0
02/02	Denver	(S)	3	26	8.7	16	0
<b>PLAYOFF TOTALS</b>		<b>(3/3)</b>	<b>11</b>	<b>42</b>	<b>3.8</b>	<b>16</b>	<b>0</b>



## WILSON'S GAME-BY-GAME

### 2014

### PASSING

Date	Opponent	P/S	Att	Com	Yds	Pct	TD	Int	LG	Sacked	W/L	Rating
09/04	Green Bay	(S)	28	19	191	67.9	2	0	33t	1/0	W	110.9
09/14	at San Diego	(S)	25	17	202	68.0	2	0	32	2/22	L	119.1
09/21	Denver	(S)	34	24	258	70.6	2	1	39t	3/20	W	99.9
10/06	at Washington	(S)	24	18	201	75.0	2	0	36	3/23	W	127.3
10/12	Dallas	(S)	28	14	126	50.0	0	1	53	2/0	L	47.6
10/19	at St. Louis	(S)	36	23	313	63.9	2	0	49	3/21	L	110.1
10/26	at Carolina	(S)	32	20	199	62.5	1	1	23t	1/8	W	77.5
11/02	Oakland	(S)	35	17	179	48.6	0	0	39	1/2	W	63.9
11/09	NY Giants	(S)	17	10	172	58.8	0	2	60	2/12	W	53.7
11/16	at Kansas City	(S)	32	20	178	62.5	2	0	27	2/10	L	98.2
11/23	Arizona	(S)	22	17	211	77.3	1	0	48	7/42	W	121.6
11/27	at San Francisco	(S)	22	15	236	68.2	1	0	63	4/14	W	118.8
12/07	at Philadelphia	(S)	37	22	263	59.5	2	0	25	2/11	W	99.3
12/14	San Francisco	(S)	24	12	168	50.0	1	1	47	5/30	W	69.4
12/21	at Arizona	(S)	31	20	339	64.5	2	0	80t	1/10	W	122.9
12/28	St. Louis	(S)	25	17	239	68.0	0	1	38	3/17	W	81.9
<b>TOTALS</b>		<b>(16/16)</b>	<b>452</b>	<b>285</b>	<b>3,475</b>	<b>63.1</b>	<b>20</b>	<b>7</b>	<b>80t</b>	<b>42/242</b>	<b>12-4</b>	<b>95.0</b>
01/10	Carolina	(S)	22	15	268	68.2	3	0	63t	2/20	W	149.2
01/18	Green Bay	(S)	29	14	209	48.3	1	4	35t	5/25	W	44.3
02/01	New England	(S)	21	12	247	57.1	2	1	45	3/13	L	110.6
<b>TOTALS</b>		<b>(3/3)</b>	<b>72</b>	<b>41</b>	<b>724</b>	<b>56.9</b>	<b>6</b>	<b>5</b>	<b>63t</b>	<b>10/58</b>	<b>2-1</b>	<b>81.9</b>


W/L record reflects games started only

### 2014

### RUSHING

Date	Opponent	P/S	Att	Yds	Avg	LG	TD
09/04	Green Bay	(S)	7	29	4.1	13	0
09/14	at San Diego	(S)	2	18	9.0	13	0
09/21	Denver	(S)	9	40	4.4	9	0
10/06	at Washington	(S)	11	122*	11.1	29	1
10/12	Dallas	(S)	2	12	6.0	9t	1
10/19	at St. Louis	(S)	7	106	15.1	52	1
10/26	at Carolina	(S)	6	35	5.8	15	0
11/02	Oakland	(S)	8	31	3.9	19	0
11/09	NY Giants	(S)	14*	107	7.6	26	1
11/16	at Kansas City	(S)	8	71	8.9	14	0
11/23	Arizona	(S)	10	73	7.3	40	0
11/27	at San Francisco	(S)	7	35	5.0	12	0
12/07	at Philadelphia	(S)	10	48	4.8	26t	1
12/14	San Francisco	(S)	5	27	5.4	19	0
12/21	at Arizona	(S)	6	88	14.7	55*	1
12/29	St. Louis	(S)	6	7	1.2	6	0
<b>TOTALS</b>		<b>(16/16)</b>	<b>118</b>	<b>849</b>	<b>7.2</b>	<b>55</b>	<b>6</b>
01/10	Carolina	(S)	7	22	3.1	14	0
01/18	Green Bay	(S)	7	25	3.6	15	1
02/01	New England	(S)	3	39	13.0	17	0
<b>TOTALS</b>		<b>(3/3)</b>	<b>17</b>	<b>86</b>	<b>5.1</b>	<b>17</b>	<b>1</b>

\*Club record by QB





## WILSON'S GAME-BY-GAME

### 2015

### PASSING

Date	Opponent	P/S	Att	Com	Yds	Pct	TD	Int	LG	Sacked	W/L Rating
09/13	at St. Louis	(S)	41	32	251	78.0	1	1	23	6/32	L 90.1
09/20	at Green Bay	(S)	30	19	206	63.3	2	1	32	2/1	L 91.8
09/27	Chicago	(S)	30	20	235	66.7	1	0	30t	4/23	W 101.4
10/05	Detroit	(S)	26	20	287	76.9	1	0	50	6/52	W 125.0
10/11	at Cincinnati	(S)	23	15	213	65.2	1	1	46	4/16	L 91.4
10/18	Carolina	(S)	30	18	241	60.0	1	0	45	4/22	L 96.7
10/22	at San Francisco	(S)	24	18	235	75.0	1	2	43t	5/23	W 84.5
11/01	at Dallas	(S)	30	19	210	63.3	1	1	22t	0/0	W 81.3
11/15	Arizona	(S)	32	14	240	43.8	1	1	40	2/12	L 67.2
11/22	San Francisco	(S)	29	24	260	82.8	3	0	31t	2/7	W 138.6
11/29	Pittsburgh	(S)	30	21	345	70.0	5	0	80t	2/9	W 147.9
12/06	at Minnesota	(S)	27	21	274	77.8	3	0	53t	1/8	W 146.0
12/13	at Baltimore	(S)	32	23	292	71.9	5	0	49t	0/0	W 139.6
12/20	Cleveland	(S)	30	21	249	70.0	3	0	39	2/8	W 128.3
12/27	St. Louis	(S)	41	25	289	61.0	2	1	28	4/36	L 88.4
01/03	at Arizona	(S)	28	19	197	67.9	3	0	36	1/16	W 123.7
<b>TOTALS</b>		<b>(16/16)</b>	<b>483</b>	<b>329</b>	<b>4,024</b>	<b>68.1</b>	<b>34</b>	<b>8</b>	<b>80t</b>	<b>45/265</b>	<b>10-6 110.1</b>
01/10	at Minnesota	(S)	26	13	142	50.0	1	1	35	2/13	W 63.3
01/17	at Carolina	(S)	48	31	366	64.6	3	2	33t	5/41	L 91.1
<b>PLAYOFF TOTALS</b>		<b>(2/2)</b>	<b>74</b>	<b>44</b>	<b>508</b>	<b>59.5</b>	<b>4</b>	<b>3</b>	<b>35</b>	<b>7/54</b>	<b>1-1 81.4</b>

W/L record reflects games started only

### 2015

### RUSHING

Date	Opponent	P/S	Att	Yds	Avg	LG	TD
09/13	at St. Louis	(S)	8	31	3.9	10	0
09/20	at Green Bay	(S)	10	78	7.8	17	0
09/27	Chicago	(S)	6	28	4.7	13	0
10/05	Detroit	(S)	10	40	4.0	15	0
10/11	at Cincinnati	(S)	3	21	7.0	9	0
10/18	Carolina	(S)	8	53	6.6	24	0
10/22	at San Francisco	(S)	7	20	2.9	9	0
11/01	at Dallas	(S)	6	32	5.3	10	0
11/15	Arizona	(S)	6	52	8.7	20	0
11/22	San Francisco	(S)	9	30	3.3	8	0
11/29	Pittsburgh	(S)	4	14	3.5	10	0
12/06	at Minnesota	(S)	9	51	5.7	14	1
12/13	at Baltimore	(S)	1	6	6.0	6	0
12/20	Cleveland	(S)	5	46	9.2	16	0
12/27	St. Louis	(S)	6	38	6.5	21	0
01/03	at Arizona	(S)	5	13	2.6	9	0
<b>TOTALS</b>		<b>(16/16)</b>	<b>103</b>	<b>553</b>	<b>5.4</b>	<b>24</b>	<b>1</b>
01/10	at Minnesota	(S)	5	21	4.2	11	0
01/17	at Carolina	(S)	3	32	10.7	14	0
<b>PLAYOFF TOTALS</b>		<b>(2/2)</b>	<b>8</b>	<b>53</b>	<b>6.6</b>	<b>14</b>	<b>0</b>



## WILSON'S GAME-BY-GAME

### 2016

### PASSING

Date	Opponent	P/S	Att	Com	Yds	Pct	TD	Int	LG	Sacked	W/L Rating
09/11	Miami	(S)	43	27	258	62.8	1	1	24	3/18	W 77.5
09/18	at L.A.	(S)	35	22	254	62.9	0	0	53	2/15	L 84.7
09/25	San Francisco	(S)	23	15	243	65.2	1	0	59	2/17	W 114.9
10/02	at N.Y. Jets	(S)	32	23	309	71.9	3	0	42t	2/21	W 133.5
10/16	Atlanta	(S)	37	25	270	67.6	0	0	25	1/9	W 88.8
10/23	at Arizona	(S)	37	24	225	64.9	0	0	31	1/20	T 81.5
10/30	at New Orleans	(S)	34	22	253	64.7	0	1	27	1/11	L 74.8
11/07	Buffalo	(S)	26	20	282	76.9	2	0	50	4/37	W 137.0
11/13	at New England	(S)	37	25	348	67.6	3	0	39	3/24	W 124.6
11/20	Philadelphia	(S)	31	18	272	58.1	1	0	44	1/0	W 97.8
11/27	at Tampa Bay	(S)	33	17	151	51.5	0	2	21	6/33	L 38.8
12/4	Carolina	(S)	36	26	277	72.2	1	1	40	3/21	W 92.0
12/11	at Green Bay	(S)	39	22	240	56.4	1	5	31	3/22	L 43.7
12/15	L.A. Rams	(S)	26	19	229	73.1	3	1	57t	2/2	W 122.1
12/24	Arizona	(S)	45	29	350	64.4	4	0	42t	6/37	L 117.8
1/1/17	at San Francisco	(S)	32	19	258	59.4	1	0	42	1/6	W 95.6
<b>TOTALS</b>		<b>(16/16)</b>	<b>546</b>	<b>353</b>	<b>4,219</b>	<b>64.7</b>	<b>21</b>	<b>11</b>	<b>59</b>	<b>41/293</b>	<b>10-5-1 92.6</b>
1/7	Detroit	(S)	30	23	224	76.7	2	0	42	3/14	W 119.3
1/14	at Atlanta	(S)	30	17	225	56.7	2	2	40	3/17	L 75.0
<b>TOTALS</b>		<b>(2/2)</b>	<b>60</b>	<b>40</b>	<b>449</b>	<b>66.7</b>	<b>4</b>	<b>2</b>	<b>42</b>	<b>6/31</b>	<b>1-1 97.2</b>

W/L record reflects games started only

### 2016

### RUSHING

Date	Opponent	P/S	Att	Yds	Avg	LG	TD
09/11	Miami	1/1	4	16	4.0	9	0
09/18	at L.A.	1/1	5	14	2.8	8	0
09/25	San Francisco	1/1	1	3	3.0	3	0
10/02	at N.Y. Jets	1/1	5	-5	-1.0	2	0
10/16	Atlanta	1/1	6	7	1.2	6	0
10/23	at Arizona	1/1	1	-2	-2.0	-2	0
10/30	at New Orleans	1/1	3	11	3.7	5	0
11/07	Buffalo	1/1	3	10	3.3	8	1
11/13	at New England	1/1	3	6	2.0	6	0
11/20	Philadelphia	1/1	8	19	2.4	7	0
11/27	at Tampa Bay	1/1	8	80	10.0	17	0
12/4	Carolina	1/1	3	29	9.7	18	0
12/11	at Green Bay	1/1	4	19	4.8	8	0
12/15	L.A. Rams	1/1	6	12	2.0	9	0
12/24	Arizona	1/1	10	36	3.6	15	0
1/1/17	at San Francisco	1/1	2	4	2.0	4	0
<b>TOTALS</b>		<b>(16/16)</b>	<b>72</b>	<b>259</b>	<b>3.6</b>	<b>18</b>	<b>1</b>
1/7	Detroit	1/1	3	-3	-1.0	-1	0
1/14	at Atlanta	1/1	6	49	8.2	14	0
<b>PLAYOFF TOTALS</b>		<b>(2/2)</b>	<b>9</b>	<b>46</b>	<b>5.1</b>	<b>14</b>	<b>0</b>





50

## K.J. WRIGHT

### LINEBACKER

**Height** 6-4  
**Weight** 246  
**College** Mississippi State  
**Seasons** NFL 7th, Seahawks 7th  
**Born** July 23, 1989  
**Hometown** Olive Branch, Miss.

## WRIGHT'S 2017 SEASON

**at GB (9/10):** Started at LB and had nine tackles. **SF (9/17):** Led team with eight tackles. **Indy (10/1):** Part of a defense that limited the Colts to 32 total yards in the second half, including zero passing. **at NYG (10/22):** Led team with 11 stops. **Hou (10/29):** Had a career-high 14 tackles. **at Jax (12/10):** Left game in the second half with a concussion.

### WRIGHT'S 2017 GAME-BY-GAME

Game	G/S	T	S	A	QB	Yds.	QH	Int.	Yds.	PD	FF	FR	Yds.
at GB (9/10)	1/1	9	7	2	0.0	0.0	0	0	0	0	0	0	0
SF (9/17)	1/1	8	5	3	0.0	0.0	0	0	0	1	0	0	0
at Ten (9/24)	1/1	8	5	3	0.0	0.0	0	0	0	0	0	0	0
Indy (10/1)	1/1	4	3	1	0.0	0.0	1	0	0	0	0	0	0
at LA (10/08)	1/1	2	1	1	0.0	0.0	0	0	0	0	0	0	0
at NYG (10/22)	1/1	11	6	5	0.0	0.0	0	0	0	0	0	0	0
Hou (10/29)	1/1	14	9	5	0.0	0.0	0	0	0	0	0	0	0
Wash (11/5)	1/1	7	4	3	0.0	0.0	0	0	0	0	0	0	0
at Ariz (11/9)	1/1	9	9	0	0.0	0.0	0	0	0	2	0	0	0
Atl (11/20)	1/1	6	5	1	0.0	0.0	0	0	0	0	0	0	0
at SF (11/26)	1/1	2	1	1	0.0	0.0	0	0	0	1	0	0	0
Phi (12/3)	1/1	10	8	2	0.0	0.0	1	0	0	0	0	0	0
at Jax (12/10)	1/1	3	2	1	0.0	0.0	0	0	0	0	0	0	0
<b>Totals</b>	<b>13/13</b>	<b>93</b>	<b>65</b>	<b>28</b>	<b>0.0</b>	<b>0.0</b>	<b>2</b>	<b>0</b>	<b>0</b>	<b>4</b>	<b>0</b>	<b>0</b>	<b>0</b>

**Additional Stats:** Special Teams Tackles: 1.

## WRIGHT'S NFL RECORD

Club	G/S	Tackles			Sacks		Interceptions				TD	PD	FF	FR	Yds
		Tkl	So	Ast	QB	Yds	No	Yds	Avg	LG					
2011 Seattle	16/12	61	46	15	2.0	9.0	0	0	0.0	0	0	2	1	1	30
2012 Seattle	15/15	96	66	30	1.0	13.0	1	24	24.0	24	0	5	1	0	0
2013 Seattle	13/13	80	46	34	1.5	4.5	0	0	0.0	0	0	4	0	1	0
2014 Seattle	16/16	107	74	33	2.0	8.0	0	0	0.0	0	0	4	2	1	0
2015 Seattle	16/16	116	71	45	1.0	11.0	0	0	0.0	0	0	3	4	2	4
2016 Seattle	16/16	126	72	54	4.0	7.0	0	0	0.0	0	0	5	1	1	0
2017 Seattle	13/13	93	65	28	0.0	0.0	0	0	0.0	0	0	4	0	0	0
<b>NFL TOTALS</b>	<b>105/101</b>	<b>679</b>	<b>440</b>	<b>239</b>	<b>11.5</b>	<b>52.5</b>	<b>1</b>	<b>24</b>	<b>24.0</b>	<b>24</b>	<b>0</b>	<b>27</b>	<b>9</b>	<b>6</b>	<b>34</b>

### POSTSEASON

Club	G/S	Tackles			Sacks		Interceptions				TD	PD	FF	FR	Yds
		Tkl	So	Ast	QB	Yds	No	Yds	Avg	LG					
2012 Seattle	2/2	16	8	8	0.0	0.0	0	0	0.0	0	0	2	0	0	0
2013 Seattle	2/1	8	5	3	0.0	0.0	0	0	0.0	0	0	0	0	0	0
2014 Seattle	3/3	23	16	7	0.0	0.0	0	0	0.0	0	0	1	0	0	0
2015 Seattle	2/2	21	11	10	0.5	3.0	0	0	0.0	0	0	0	0	0	0
2016 Seattle	2/2	16	8	8	0.0	0.0	0	0	0.0	0	0	0	0	0	0
<b>NFL TOTALS</b>	<b>11/10</b>	<b>84</b>	<b>48</b>	<b>36</b>	<b>0.5</b>	<b>3.0</b>	<b>0</b>	<b>0</b>	<b>0.0</b>	<b>0</b>	<b>0</b>	<b>3</b>	<b>0</b>	<b>0</b>	<b>0</b>

### WRIGHT'S SINGLE-GAME HIGHS

**Tackles:** 13, vs. Oakland (11/2/14)      **Fumble Recoveries:** 1, 6 Times, Last vs. Arizona (12/24/16)  
**Forced Fumbles:** 1, 9 Times, Last vs. Carolina (12/4/16)      **Sacks:** 1.0, 11 Times, Last at San Francisco (1/1/17)  
**Interceptions:** 1, at Buffalo (12/16/12)      **Touchdowns:** 1, FR at Dallas (11/1/15)

### ADDITIONAL STATS

**Special Teams Tackles:** 2011 (4), 2012 (3), 2017 (1); **Career:** (8). **Postseason:** 2013 (1), 2014 (1); **Career:** (2).

# National Football League Game Summary

NFL Copyright © 2017 by The National Football League. All rights reserved. This summary and play-by-play is for the express purpose of assisting media in their coverage of the game; any other use of this material is prohibited without the written permission of the National Football League. Updated: 12/11/2017

Date: Sunday, 12/10/2017

## Seattle Seahawks at Jacksonville Jaguars

Start Time: 4:25 PM EST

at Everbank Field, Jacksonville, FL

### Game Day Weather

Played Open on Turf: Grass

Temp: 54° F (12.2° C) Wind: NW 5 mph

Outdoor Weather: Sunny,

### Officials

Referee: Steratore, Gene (114)  
Line Judge: Arthur, Gary (108)  
Back Judge: Paganelli, Dino (105)

Umpire: Ellison, Roy (81)  
Field Judge: Weatherford, Mike (116)  
Replay Official: Weidner, Paul (0)

Down Judge: Bergman, Jeff (32)  
Side Judge: Hill, Adrian (29)

### Lineups

Seattle Seahawks			Jacksonville Jaguars		
Offense		Defense	Offense		Defense
WR 89	D.Baldwin	LDE 72	M.Lee	DE 91	Y.Ngakoue
LT 76	D.Brown	LDT 90	C.Robinson	NT 95	A.Jones
LG 78	L.Joeckel	RDT 91	P.Omameh	DT 97	M.Jackson
C 68	J.Britt	RDE 55	B.Linder	DE 93	C.Campbell
RG 77	E.Pocic	OLB 57	A.Cann	WLB 53	B.Brown
RT 65	G.Ifedi	MLB 54	J.Parnell	MLB 51	P.Posluszny
TE 81	N.Vannett	OLB 50	M.Lewis	SLB 44	M.Jack
WR 10	P.Richardson	LCB 41	D.Westbrook	LCB 20	J.Ramsey
QB 3	R.Wilson	RCB 26	B.Bortles	FS 39	T.Gipson
TE 82	L.Willson	SS 30	T.Bohanon	SS 42	B.Church
RB 39	M.Davis	FS 29	L.Fournette	RCB 21	A.Bouye

### Substitutions

K 7 B.Walsh, P 9 J.Ryan, WR 16 T.Lockett, WR 19 T.McEvoy, CB 20 J.Lane, RB 21 J.McKissic, CB 23 N.Thorpe, CB 28 J.Coleman, FS 33 T.Thompson, RB 34 T.Rawls, SS 42 D.Hill, LB 52 T.Garvin, LB 58 D.Alexander, DT 61 R.Coe, G 63 M.Glowinski, G 64 J.Roos, LS 69 T.Ott, T 73 M.Tobin, WR 84 A.Darboh, TE 88 J.Graham, DE 93 B.Jackson, DE 97 M.Smith, DE 99 Q.Jefferson

### Substitutions

P 3 B.Nortman, K 4 J.Lambo, WR 18 L.Pinkard, CB 22 A.Colvin, CB 23 T.Patmon, RB 24 T.Yeldon, S 25 P.Thompson, S 26 J.Wilson, RB 30 C.Grant, RB 33 C.Ivory, LS 49 C.Holba, LB 52 D.Payne, LB 55 L.McCray, DE 56 D.Fowler, DE 59 C.Phillips, OL 69 T.Shatley, OL 72 J.Wells, TE 80 J.O'Shaughnessy, TE 83 B.Koyack, WR 84 K.Cole, WR 85 J.Mickens, DE 94 D.Smoot, DT 99 M.Dareus

### Did Not Play

QB 6 A.Davis

### Did Not Play

QB 7 C.Henne

### Not Active

RB 27 E.Lacy, SS 31 K.Chancellor, C 53 J.Hunt, G/T 75 O.Aboushi, WR 83 D.Moore, DT 92 N.Jones, DE 95 D.Jordan

### Not Active

CB 31 J.Myrick, LB 50 T.Smith, DT 54 E.Ankou, OL 64 C.Reed, OL 73 J.Walker, OL 75 W.Poehls, WR 88 A.Hurns

### Field Goals (made ( ) & missed)

Player	Attempts	Made	Missed	Yards	OT	Total
B.Walsh	38	WR (28)				
J.Lambo	(38)	(51)	(32)			
VISITOR:		0	0	10	14	0
HOME:		3	0	21	6	0

### Scoring Plays

Team	Qtr	Time	Play Description (Extra Point) (Drive Info)	Visitor	Home
Jaguars	1	6:26	J.Lambo 38 yd. Field Goal (9-73, 3:57)	0	3
Jaguars	3	12:02	D.Westbrook 18 yd. pass from B.Bortles (J.Lambo kick) (5-42, 2:35)	0	10
Seahawks	3	8:30	B.Walsh 28 yd. Field Goal (9-65, 3:32)	3	10
Seahawks	3	7:32	D.Baldwin 26 yd. pass from R.Wilson (B.Walsh kick) (2-25, 0:51)	10	10
Jaguars	3	7:21	K.Cole 75 yd. pass from B.Bortles (J.Lambo kick) (1-75, 0:11)	10	17
Jaguars	3	5:37	L.Fournette 1 yd. run (J.Lambo kick) (1-1, 0:03)	10	24
Jaguars	4	10:04	J.Lambo 51 yd. Field Goal (13-65, 7:31)	10	27
Seahawks	4	9:48	P.Richardson 61 yd. pass from R.Wilson (B.Walsh kick) (1-61, 0:16)	17	27
Jaguars	4	4:05	J.Lambo 32 yd. Field Goal (9-54, 5:43)	17	30



# National Football League Game Summary

NFL Copyright © 2017 by The National Football League. All rights reserved. This summary and play-by-play is for the express purpose of assisting media in their coverage of the game; any other use of this material is prohibited without the written permission of the National Football League. Updated: 12/11/2017

---

Seahawks 4 3:42 T.Lockett 74 yd. pass from R.Wilson (B.Walsh kick) (2-79, 0:23)  
Paid Attendance: 64,431

24 30  
Time: 3:21



Seattle Seahawks vs Jacksonville Jaguars  
12/10/2017 at Everbank Field

## Final Team Statistics

	Visitor Seahawks	Home Jaguars
<b>TOTAL FIRST DOWNS</b>	17	20
By Rushing	9	7
By Passing	6	12
By Penalty	2	1
<b>THIRD DOWN EFFICIENCY</b>	2-9-22%	4-12-33%
<b>FOURTH DOWN EFFICIENCY</b>	0-1-0%	0-0-0%
<b>TOTAL NET YARDS</b>	401	424
Total Offensive Plays (inc. times thrown passing)	57	66
Average gain per offensive play	7.0	6.4
<b>NET YARDS RUSHING</b>	141	156
Total Rushing Plays	24	39
Average gain per rushing play	5.9	4.0
Tackles for a loss-number and yards	4-5	3-5
<b>NET YARDS PASSING</b>	260	268
Times thrown - yards lost attempting to pass	2-11	0-0
Gross yards passing	271	268
<b>PASS ATTEMPTS-COMPLETIONS-HAD INTERCEPTED</b>	31-17-3	27-18-0
Avg gain per pass play (inc.# thrown passing)	7.9	9.9
<b>KICKOFFS Number-In End Zone-Touchbacks</b>	5-3-2	7-3-1
<b>PUNTS Number and Average</b>	4-45.3	5-38.8
Had Blocked	0	0
<b>FGs - PATs Had Blocked</b>	0-0	0-0
<b>Net Punting Average</b>	27.3	37.8
<b>TOTAL RETURN YARDAGE (Not Including Kickoffs)</b>	5	72
No. and Yards Punt Returns	3-5	3-72
No. and Yards Kickoff Returns	6-101	3-57
No. and Yards Interception Returns	0-0	3-0
<b>PENALTIES Number and Yards</b>	6-73	7-48
<b>FUMBLES Number and Lost</b>	0-0	1-1
<b>TOUCHDOWNS</b>	3	3
Rushing	0	1
Passing	3	2
<b>EXTRA POINTS Made-Attempts</b>	3-3	3-3
Kicking Made-Attempts	3-3	3-3
<b>FIELD GOALS Made-Attempts</b>	1-2	3-3
<b>RED ZONE EFFICIENCY</b>	0-1-0%	2-4-50%
<b>GOAL TO GO EFFICIENCY</b>	0-0-0%	1-1-100%
<b>SAFETIES</b>	0	0
<b>FINAL SCORE</b>	24	30
<b>TIME OF POSSESSION</b>	26:59	33:01

Seattle Seahawks vs Jacksonville Jaguars  
12/10/2017 at Everbank Field

# Ball Possession And Drive Chart

## Seattle Seahawks

#	Time Recd	Time Lost	Time Poss	How Ball Obtained	Drive Began	# Play	Yds Gain	Yds Pen	Net Yds	1st Down	Last Scrm	How Given Up
1	13:43	10:23	3:20	Punt	SEA 33	7	29	0	29	2	JAX 38	Punt
2	6:26	3:48	2:38	Kickoff	SEA 25	3	3	-13	-10	0	SEA 15	Punt
3	14:34	10:26	4:08	Punt	SEA 9	6	22	-5	17	1	SEA 26	Punt
4	8:47	6:08	2:39	Punt	SEA 25	5	25	5	30	2	JAX 45	Interception
5	4:00	0:16	3:44	Punt	SEA 21	9	54	5	59	4	JAX 20	Missed FG
6	15:00	14:37	0:23	Kickoff	SEA 25	2	0	-10	-10	0	SEA 15	Interception
7	12:02	8:30	3:32	Kickoff	SEA 25	9	65	0	65	3	* JAX 10	Field Goal
8	8:23	7:32	0:51	Fumble	JAX 25	2	25	0	25	1	JAX 26	Touchdown
9	7:21	5:40	1:41	Kickoff	SEA 25	3	4	0	4	0	SEA 29	Punt
10	5:37	2:35	3:02	Kickoff	SEA 25	6	33	-15	18	2	SEA 43	Interception
11	10:04	9:48	0:16	Kickoff	SEA 39	1	61	0	61	1	SEA 39	Touchdown
12	4:05	3:42	0:23	Kickoff	SEA 21	2	79	0	79	1	SEA 26	Touchdown
13	2:39	2:17	0:22	Punt	SEA 42	4	1	0	1	0	SEA 43	Downs

(390) Average SEA 30

## Jacksonville Jaguars

#	Time Recd	Time Lost	Time Poss	How Ball Obtained	Drive Began	# Play	Yds Gain	Yds Pen	Net Yds	1st Down	Last Scrm	How Given Up
1	15:00	13:43	1:17	Kickoff	JAX 14	3	9	0	9	0	JAX 23	Punt
2	10:23	6:26	3:57	Punt	JAX 7	9	73	0	73	3	SEA 20	Field Goal
3	3:48	14:34	4:14	Punt	JAX 24	8	39	0	39	2	SEA 37	Punt
4	10:26	8:47	1:39	Punt	JAX 7	4	25	0	25	1	JAX 32	Punt
5	6:08	4:00	2:08	Interception	JAX 20	5	18	0	18	1	JAX 38	Punt
6	0:16	0:00	0:16	Missed FG	JAX 28	1	-1	0	-1	0	JAX 28	End of Half
7	14:37	12:02	2:35	Interception	SEA 42	5	52	-10	42	3	* SEA 18	Touchdown
8	8:30	8:23	0:07	Kickoff		0	0	0	0	0		Fumble
9	7:32	7:21	0:11	Kickoff	JAX 25	1	75	0	75	1	JAX 25	Touchdown
10	5:40	5:37	0:03	Punt	SEA 1	1	1	0	1	1	* SEA 1	Touchdown
11	2:35	10:04	7:31	Interception	JAX 2	13	66	-1	65	4	SEA 33	Field Goal
12	9:48	4:05	5:43	Kickoff	JAX 32	9	54	0	54	2	* SEA 14	Field Goal
13	3:42	2:39	1:03	Kickoff	JAX 25	3	5	-5	0	0	JAX 25	Punt
14	2:17	0:00	2:17	Downs	SEA 43	7	8	15	23	2	* SEA 19	End of Game

(398) Average JAX 31

\* inside opponent's 20

### Time of Possession by Quarter

		1st	2nd	3rd	4th	OT	Total
Visitor	Seattle Seahawks	5:58	10:31	9:29	1:01		26:59
Home	Jacksonville Jaguars	9:02	4:29	5:31	13:59		33:01

### Kickoff Drive No.-Start Average

Seahawks: 7 - SEA 26

Jaguars: 4 - JAX 24









# First Quarter

12/10/2017

## Play By Play

SEA wins the coin toss and elects to defer. JAX elects to Receive, and SEA elects to defend the north goal.

B.Walsh kicks 67 yards from SEA 35 to JAX -2. C.Grant to JAX 14 for 16 yards (N.Thorpe).

### Jacksonville Jaguars at 15:00, (1st play from scrimmage 14:55)

- 1-10-JAX 14 (14:55) (Shotgun) B.Bortles pass short right to L.Fournette pushed ob at JAX 17 for 3 yards (B.Maxwell).  
 2-7-JAX 17 (14:28) (Shotgun) B.Bortles pass incomplete short left to D.Westbrook.  
 3-7-JAX 17 (14:25) (Shotgun) B.Bortles pass short middle to D.Westbrook to JAX 23 for 6 yards (B.Maxwell).  
 4-1-JAX 23 (13:51) (Punt formation) B.Nortman punts 44 yards to SEA 33, Center-C.Holba, out of bounds.

### Seattle Seahawks at 13:43

- 1-10-SEA 33 (13:43) (Shotgun) R.Wilson pass short left to P.Richardson to SEA 36 for 3 yards (A.Bouye).  
 Jacksonville challenged the pass completion ruling, and the play was REVERSED.  
 (Shotgun) R.Wilson pass incomplete short left to P.Richardson.  
 2-10-SEA 33 (13:38) (Shotgun) R.Wilson pass short right to P.Richardson to SEA 40 for 7 yards (P.Posluszny).  
 3-3-SEA 40 (12:58) (Shotgun) R.Wilson pass short middle to T.Lockett to SEA 44 for 4 yards (A.Bouye). P1  
1-10-SEA 44 (12:30) R.Wilson left end ran ob at JAX 44 for 12 yards (A.Bouye). R2  
1-10-JAX 44 (12:00) R.Wilson pass incomplete short left to N.Vannett.  
 2-10-JAX 44 (11:54) M.Davis up the middle to JAX 44 for no gain (B.Brown).  
 3-10-JAX 44 (11:13) (Shotgun) R.Wilson pass short right to J.McKissic to JAX 38 for 6 yards (A.Colvin).  
 4-4-JAX 38 (10:31) (Punt formation) J.Ryan punts 31 yards to JAX 7, Center-T.Ott, downed by SEA-J.Lane.

### Jacksonville Jaguars at 10:23

- 1-10-JAX 7 (10:23) (Shotgun) L.Fournette up the middle to JAX 11 for 4 yards (S.Richardson).  
 2-6-JAX 11 (9:44) (Shotgun) B.Bortles pass short right to K.Cole to JAX 21 for 10 yards (J.Coleman). P1  
1-10-JAX 21 (9:07) C.Ivory right end to SEA 45 for 34 yards (S.Griffin). R2  
1-10-SEA 45 (8:31) (No Huddle, Shotgun) C.Ivory up the middle to SEA 42 for 3 yards (B.Wagner).  
 2-7-SEA 42 (7:52) (Shotgun) B.Bortles pass short middle to M.Lee to SEA 26 for 16 yards (E.Thomas). P3  
1-10-SEA 26 (7:16) (Shotgun) B.Bortles pass incomplete short right to L.Fournette.  
 2-10-SEA 26 (7:12) L.Fournette up the middle to SEA 20 for 6 yards (E.Thomas; B.Wagner).  
 3-4-SEA 20 (6:35) (Shotgun) B.Bortles pass incomplete deep left to D.Westbrook (S.Griffin).  
 4-4-SEA 20 (6:30) (Field Goal formation) J.Lambo 38 yard field goal is GOOD, Center-C.Holba, Holder-B.Nortman.

SEA 0 JAX 3, 9 plays, 73 yards, 3:57 drive, 8:34 elapsed
--

J.Lambo kicks 59 yards from JAX 35 to SEA 6. T.Lockett ran ob at SEA 25 for 19 yards (B.Church).

### Seattle Seahawks at 6:26, (1st play from scrimmage 6:18)

- 1-10-SEA 25 (6:18) (Shotgun) M.Davis up the middle to SEA 25 for no gain (M.Dareus).  
 2-10-SEA 25 (5:38) (Shotgun) R.Wilson pass incomplete deep right to D.Baldwin.  
*Penalty on SEA-G.Ifedi, Offensive Holding, offsetting, enforced at SEA 25 - No Play.*  
*Penalty on JAX-J.Ramsey, Defensive Pass Interference, offsetting.*  
*PENALTY on SEA-G.Ifedi, Taunting, 13 yards, enforced between downs.*  
 2-23-SEA 12 (5:28) (Shotgun) R.Wilson pass short left to M.Davis to SEA 11 for -1 yards (P.Posluszny).  
 3-24-SEA 11 (4:42) (Shotgun) M.Davis up the middle to SEA 15 for 4 yards (M.Jackson; M.Jack).  
 4-20-SEA 15 (3:59) (Punt formation) J.Ryan punts 46 yards to JAX 39, Center-T.Ott. J.Mickens to JAX 43 for 4 yards (T.Garvin).  
*PENALTY on JAX-C.Phillips, Illegal Blindside Block, 15 yards, enforced at JAX 39.*  
*Penalty on JAX-P.Thompson, Illegal Block Above the Waist, declined.*

### Jacksonville Jaguars at 3:48

- 1-10-JAX 24 (3:48) L.Fournette up the middle to JAX 27 for 3 yards (K.Wright; B.McDougald).  
 2-7-JAX 27 (3:15) B.Bortles pass deep middle to M.Lee to JAX 45 for 18 yards (B.Maxwell). P4  
*Penalty on SEA-B.Maxwell, Defensive Holding, declined.*  
1-10-JAX 45 (2:53) B.Bortles scrambles right end to JAX 47 for 2 yards.  
 2-8-JAX 47 (2:12) C.Ivory up the middle to SEA 49 for 4 yards (K.Wright).  
 3-4-SEA 49 (1:29) (Shotgun) B.Bortles pass short right to M.Lee to SEA 44 for 5 yards (S.Griffin). P5  
1-10-SEA 44 (:53) L.Fournette right end to SEA 44 for no gain (Q.Jefferson).  
 2-10-SEA 44 (:16) (Shotgun) B.Bortles pass short right to L.Pinkard to SEA 39 for 5 yards (M.Wilhoite).

### END OF QUARTER

	Score	Time Poss	First Downs				Efficiencies	
			R	P	X	T	3 Down	4 Down
Seattle Seahawks	0	5:58	1	1	0	2	1/3	0/0
Jacksonville Jaguars	3	9:02	1	4	0	5	1/3	0/0

## Second Quarter

12/10/2017

## Play By Play

Jacksonville Jaguars continued.

- 3-5-SEA 39 (15:00) (Shotgun) B.Bortles pass short left to L.Fournette pushed ob at SEA 37 for 2 yards (K.Wright).  
 4-3-SEA 37 (14:44) B.Nortman punts 28 yards to SEA 9, Center-C.Holba, downed by JAX-T.Bohanon.

## Seattle Seahawks at 14:34

- 1-10-SEA 9 (14:34) (Shotgun) R.Wilson pass incomplete short right to M.Davis [C.Campbell].  
 2-10-SEA 9 (14:29) M.Davis left end to SEA 10 for 1 yard (A.Colvin).  
 3-9-SEA 10 (13:48) (Shotgun) R.Wilson scrambles up the middle to SEA 21 for 11 yards (A.Colvin). R3  
 Timeout #1 by SEA at 12:58.  
1-10-SEA 21 (12:58) R.Wilson pass short left to M.Davis to JAX 45 for 34 yards (M.Jack).  
*PENALTY on SEA-L.Joeckel, Ineligible Downfield Pass, 5 yards, enforced at SEA 21 - No Play.*  
 1-15-SEA 16 (12:20) (Shotgun) R.Wilson pass short left to P.Richardson ran ob at SEA 20 for 4 yards.  
 2-11-SEA 20 (11:56) (Shotgun) R.Wilson pass short right to T.Lockett ran ob at SEA 27 for 7 yards.  
 3-4-SEA 27 (11:25) (Shotgun) R.Wilson pass short right to J.McKissic to SEA 26 for -1 yards (J.Ramsey).  
 4-5-SEA 26 (10:44) J.Ryan punts 60 yards to JAX 14, Center-T.Ott. J.Mickens to JAX 26 for 12 yards (J.Ryan).  
*PENALTY on JAX-L.McCray, Illegal Block Above the Waist, 7 yards, enforced at JAX 14.*  
*Penalty on JAX-T.Patmon, Illegal Block Above the Waist, declined.*

## Jacksonville Jaguars at 10:26

- 1-10-JAX 7 (10:26) (Shotgun) B.Bortles pass deep right to D.Westbrook to JAX 30 for 23 yards (B.Maxwell). P6  
1-10-JAX 30 (9:49) (Shotgun) B.Bortles pass incomplete short middle to J.O'Shaughnessy.  
 2-10-JAX 30 (9:43) C.Ivory up the middle to JAX 32 for 2 yards (B.Maxwell).  
 3-8-JAX 32 (9:01) (Shotgun) B.Bortles pass incomplete deep middle to M.Lewis.  
 4-8-JAX 32 (8:56) B.Nortman punts 40 yards to SEA 28, Center-C.Holba. T.Lockett to SEA 25 for -3 yards (P.Thompson).

## Seattle Seahawks at 8:47

- 1-10-SEA 25 (8:47) R.Wilson pass incomplete deep middle to P.Richardson.  
 2-10-SEA 25 (8:40) (Shotgun) R.Wilson left end to SEA 25 for no gain (M.Jack).  
 3-10-SEA 25 (8:00) (Shotgun) R.Wilson sacked at SEA 20 for -5 yards (sack split by D.Fowler and Y.Ngakoue).  
*PENALTY on JAX-D.Fowler, Illegal Use of Hands, 5 yards, enforced at SEA 25 - No Play.* X4  
1-10-SEA 30 (7:39) (Shotgun) R.Wilson pass short right to J.McKissic to SEA 36 for 6 yards (T.Gipson).  
 2-4-SEA 36 (7:07) R.Wilson right end to JAX 45 for 19 yards. R5  
1-10-JAX 45 (6:17) (Shotgun) R.Wilson pass deep middle intended for D.Baldwin INTERCEPTED by J.Ramsey [D.Smoot] at JAX -9. Touchback.

## Jacksonville Jaguars at 6:08

- 1-10-JAX 20 (6:08) L.Fournette up the middle to JAX 24 for 4 yards (B.McDougald).  
 2-6-JAX 24 (5:36) B.Bortles pass short right to L.Fournette ran ob at JAX 32 for 8 yards (M.Wilhoite). P7  
1-10-JAX 32 (5:01) (Shotgun) B.Bortles pass incomplete short left to M.Lewis.  
 2-10-JAX 32 (4:57) (Shotgun) T.Yeldon up the middle to JAX 38 for 6 yards (B.Wagner).  
 3-4-JAX 38 (4:13) (Shotgun) B.Bortles pass incomplete short left to M.Lee.  
 4-4-JAX 38 (4:10) B.Nortman punts 44 yards to SEA 18, Center-C.Holba. T.Lockett to SEA 21 for 3 yards (L.McCray).

## Seattle Seahawks at 4:00

- 1-10-SEA 21 (4:00) M.Davis left end to SEA 42 for 21 yards (A.Colvin). R6  
1-10-SEA 42 (3:19) (Shotgun) M.Davis left end to JAX 45 for 13 yards (A.Colvin). R7  
1-10-JAX 45 (2:41) M.Davis left end to JAX 35 for 10 yards (B.Church). R8  
1-10-JAX 35 (2:13) (No Huddle, Shotgun) M.Davis up the middle to JAX 30 for 5 yards (M.Jack).

Two-Minute Warning

- 2-5-JAX 30 (2:00) R.Wilson pass incomplete short right. QB threw ball away  
 3-5-JAX 30 (1:53) (Shotgun) R.Wilson sacked at JAX 30 for 0 yards (M.Jackson).  
*PENALTY on JAX-D.Fowler, Illegal Use of Hands, 5 yards, enforced at JAX 30 - No Play.* X9  
1-10-JAX 25 (1:48) (Shotgun) J.McKissic right end to JAX 26 for -1 yards (M.Jackson).  
 2-11-JAX 26 (1:12) M.Davis right end to JAX 24 for 2 yards (C.Campbell).  
 Timeout #2 by SEA at 00:27.  
 3-9-JAX 24 (:27) (Shotgun) R.Wilson pass short right to J.McKissic pushed ob at JAX 20 for 4 yards (P.Posluszny).  
 4-5-JAX 20 (:20) B.Walsh 38 yard field goal is No Good, Wide Right, Center-T.Ott, Holder-J.Ryan.

Seattle Seahawks vs Jacksonville Jaguars at Everbank Field

Jacksonville Jaguars at 0:16

1-10-JAX 28 (:16) B.Bortles kneels to JAX 27 for -1 yards.

END OF QUARTER

	Score	Time Poss	First Downs				Efficiencies	
			R	P	X	T	3 Down	4 Down
Seattle Seahawks	0	10:31	5	0	2	7	1/3	0/0
Jacksonville Jaguars	3	4:29	0	2	0	2	0/3	0/0

## Third Quarter

12/10/2017

## Play By Play

SEA elects to Receive, and JAX elects to defend the North goal.

J.Lambo kicks 65 yards from JAX 35 to SEA 0. T.Lockett to SEA 25 for 25 yards (A.Colvin).

## Seattle Seahawks at 15:00, (1st play from scrimmage 14:54)

1-10-SEA 25 (14:54) (Shotgun) R.Wilson pass incomplete short left.

*PENALTY on SEA-R.Wilson, Intentional Grounding, 10 yards, enforced at SEA 25.*

2-20-SEA 15 (14:46) (Shotgun) R.Wilson pass deep right intended for J.Graham INTERCEPTED by A.Bouye at JAX 43. A.Bouye pushed ob at JAX 43 for no gain (J.Graham).

*PENALTY on SEA-J.Graham, Unnecessary Roughness, 15 yards, enforced at JAX 43.*

## Jacksonville Jaguars at 14:37

1-10-SEA 42 (14:37) B.Bortles pass short left to L.Fournette ran ob at SEA 30 for 12 yards.

*PENALTY on JAX-B.Linder, Offensive Holding, 10 yards, enforced at SEA 37.*

1-15-SEA 47 (14:17) (Shotgun) L.Fournette left end to SEA 32 for 15 yards (E.Thomas). R8

1-10-SEA 32 (13:36) B.Bortles pass short right to M.Lee to SEA 19 for 13 yards (S.Griffin; E.Thomas) [F.Clark]. P91-10-SEA 19 (12:47) (Shotgun) L.Fournette right end to SEA 18 for 1 yard (S.Richardson).

2-9-SEA 18 (12:07) (Shotgun) B.Bortles pass deep right to D.Westbrook for 18 yards, TOUCHDOWN. P10

J.Lambo extra point is GOOD, Center-C.Holba, Holder-B.Nortman.

SEA 0 JAX 10, 5 plays, 42 yards, 2:35 drive, 2:58 elapsed

J.Lambo kicks 65 yards from JAX 35 to end zone, Touchback.

## Seattle Seahawks at 12:02

1-10-SEA 25 (12:02) M.Davis left end to SEA 25 for no gain (A.Jones).

2-10-SEA 25 (11:28) T.Lockett right end pushed ob at SEA 35 for 10 yards (T.Gipson). R10

1-10-SEA 35 (10:59) (Shotgun) M.Davis up the middle pushed ob at SEA 47 for 12 yards (M.Jack). R111-10-SEA 47 (10:28) M.Davis left end to SEA 45 for -2 yards (P.Posluszny).

2-12-SEA 45 (9:45) (Shotgun) R.Wilson pass deep left to D.Baldwin ran ob at JAX 12 for 43 yards. P12

1-10-JAX 12 (9:16) (No Huddle, Shotgun) M.Davis up the middle to JAX 10 for 2 yards (M.Dareus).

2-8-JAX 10 (8:45) R.Wilson pass incomplete short right to P.Richardson.

3-8-JAX 10 (8:40) (Shotgun) R.Wilson pass incomplete short middle to T.Lockett [D.Fowler].

4-8-JAX 10 (8:33) B.Walsh 28 yard field goal is GOOD, Center-T.Ott, Holder-J.Ryan.

SEA 3 JAX 10, 9 plays, 65 yards, 3:32 drive, 6:30 elapsed

B.Walsh kicks 64 yards from SEA 35 to JAX 1. C.Grant to JAX 17 for 16 yards (T.Garvin). FUMBLES (T.Garvin), RECOVERED by SEA-T.Thompson at JAX 25. T.Thompson to JAX 25 for no gain (T.Bohanon).

## Seattle Seahawks at 8:23

1-10-JAX 25 (8:23) M.Davis right end to JAX 26 for -1 yards (D.Smoot).

2-11-JAX 26 (7:38) (Shotgun) R.Wilson pass deep right to D.Baldwin for 26 yards, TOUCHDOWN. P13

B.Walsh extra point is GOOD, Center-T.Ott, Holder-J.Ryan.

SEA 10 JAX 10, 2 plays, 25 yards, 0:51 drive, 7:28 elapsed

B.Walsh kicks 65 yards from SEA 35 to end zone, Touchback.

## Jacksonville Jaguars at 7:32

1-10-JAX 25 (7:32) (Shotgun) B.Bortles pass deep middle to K.Cole for 75 yards, TOUCHDOWN. P11

**The Replay Official reviewed the runner was in bounds ruling, and the play was Upheld. The ruling on the field was confirmed.**

J.Lambo extra point is GOOD, Center-C.Holba, Holder-B.Nortman.

SEA 10 JAX 17, 1 plays, 75 yards, 0:11 drive, 7:39 elapsed

J.Lambo kicks 43 yards from JAX 35 to SEA 22. N.Vannett MUFFS catch, recovered by SEA-M.Glowinski at SEA 25.

## Seattle Seahawks at 7:21, (1st play from scrimmage 7:18)

1-10-SEA 25 (7:18) R.Wilson pass incomplete deep left to P.Richardson (A.Bouye).

2-10-SEA 25 (7:12) J.McKissic left end to SEA 32 for 7 yards (M.Jack).

3-3-SEA 32 (6:26) (Shotgun) R.Wilson sacked at SEA 29 for -3 yards (Y.Ngakoue).

*Penalty on SEA-G.Ifedi, Offensive Holding, declined.*

4-6-SEA 29 (5:58) J.Ryan punts 44 yards to JAX 27, Center-T.Ott. J.Mickens to SEA 1 for 72 yards (J.Coleman).

## Jacksonville Jaguars at 5:40

1-1-SEA 1 (5:40) L.Fournette left guard for 1 yard, TOUCHDOWN. R12

J.Lambo extra point is GOOD, Center-C.Holba, Holder-B.Nortman.

Seattle Seahawks vs Jacksonville Jaguars at Everbank Field

SEA 10 JAX 24, 1 plays, 1 yards, 0:03 drive, 9:23 elapsed

J.Lambo kicks 58 yards from JAX 35 to SEA 7. T.Lockett to SEA 25 for 18 yards (J.Mickens).

Seattle Seahawks at 5:37, (1st play from scrimmage 5:30)

- 1-10-SEA 25 (5:30) (Shotgun) M.Davis right end to SEA 24 for -1 yards (T.Patmon; M.Dareus). SEA-M.Davis was injured during the play. P14
- 2-11-SEA 24 (5:02) R.Wilson pass short right to L.Wilson pushed ob at SEA 36 for 12 yards (M.Jack).
- 1-10-SEA 36 (4:29) (Shotgun) R.Wilson pass short left to T.Lockett ran ob at SEA 41 for 5 yards (A.Colvin). R15
- 2-5-SEA 41 (4:05) J.McKissic up the middle to 50 for 9 yards (B.Church).
- 1-10-50 (3:29) (Shotgun) R.Wilson pass incomplete short middle to J.Graham.  
*PENALTY on SEA-E.Pocic, Face Mask (15 Yards), 15 yards, enforced at 50 - No Play.*
- 1-25-SEA 35 (3:24) (Shotgun) R.Wilson scrambles right end to SEA 43 for 8 yards.
- 2-17-SEA 43 (2:45) (Shotgun) R.Wilson pass deep left intended for D.Baldwin INTERCEPTED by A.Bouye at JAX 2. A.Bouye to JAX 2 for no gain (D.Baldwin).  
The Replay Official reviewed the pass interception ruling, and the play was Upheld. The ruling on the field stands.

Jacksonville Jaguars at 2:35

- 1-10-JAX 2 (2:35) *PENALTY on JAX-C.Robinson, False Start, 1 yard, enforced at JAX 2 - No Play.*
- 1-11-JAX 1 (2:35) L.Fournette up the middle to JAX 2 for 1 yard (B.Maxwell).
- 2-10-JAX 2 (1:53) L.Fournette right tackle to JAX 16 for 14 yards (E.Thomas). R13
- 1-10-JAX 16 (1:28) L.Fournette right end to JAX 25 for 9 yards (M.Wilhoite; E.Thomas).
- 2-1-JAX 25 (:44) L.Fournette left end to JAX 29 for 4 yards (M.Smith). R14

END OF QUARTER

	Score	Time Poss	First Downs				Efficiencies	
			R	P	X	T	3 Down	4 Down
Seattle Seahawks	10	9:29	3	3	0	6	0/2	0/0
Jacksonville Jaguars	24	5:31	4	3	0	7	0/0	0/0

## Fourth Quarter

12/10/2017

## Play By Play

Jacksonville Jaguars continued.

<u>1-10-JAX 29</u>	(15:00) (Shotgun) C.Ivory right guard to JAX 32 for 3 yards (D.Alexander).	
2-7-JAX 32	(14:21) C.Ivory up the middle to JAX 34 for 2 yards (B.Jackson).	
3-5-JAX 34	(13:36) (Shotgun) B.Bortles pass short left to K.Cole to JAX 48 for 14 yards (J.Coleman; B.McDougald).	P15
<u>1-10-JAX 48</u>	(12:53) L.Fournette left end to SEA 45 for 7 yards (B.McDougald).	
	Timeout #1 by JAX at 12:05.	
2-3-SEA 45	(12:03) (Shotgun) B.Bortles pass short right to M.Lee pushed ob at SEA 32 for 13 yards (B.Maxwell).	P16
	Timeout #2 by JAX at 11:23.	
<u>1-10-SEA 32</u>	(11:23) L.Fournette right end pushed ob at SEA 33 for -1 yards (B.McDougald).	
2-11-SEA 33	(10:53) (Shotgun) L.Fournette right guard to SEA 33 for no gain (B.McDougald).	
3-11-SEA 33	(10:15) (Shotgun) B.Bortles pass incomplete short right to L.Fournette (B.Jackson).	
4-11-SEA 33	<b>(10:07) (Field Goal formation) J.Lambo 51 yard field goal is GOOD, Center-C.Holba, Holder-B.Nortman.</b>	

SEA 10 JAX 27, 13 plays, 65 yards, 7:31 drive, 4:56 elapsed

J.Lambo kicks 42 yards from JAX 35 to SEA 23. L.Willson to SEA 39 for 16 yards (J.Wilson).

## Seattle Seahawks at 10:04, (1st play from scrimmage 10:00)

1-10-SEA 39	<b>(10:00) (Shotgun) R.Wilson pass deep middle to P.Richardson for 61 yards, TOUCHDOWN.</b>	P16
	(Kick formation) B.Walsh extra point is GOOD, Center-T.Ott, Holder-J.Ryan.	

SEA 17 JAX 27, 1 plays, 61 yards, 0:16 drive, 5:12 elapsed

B.Walsh kicks 58 yards from SEA 35 to JAX 7. C.Grant to JAX 12 for 5 yards. Lateral to J.Mickens to JAX 32 for 20 yards (D.Alexander).

## Jacksonville Jaguars at 9:48, (1st play from scrimmage 9:40)

1-10-JAX 32	(9:40) (Shotgun) B.Bortles pass short right to D.Westbrook to JAX 37 for 5 yards (B.Maxwell).	
2-5-JAX 37	(9:01) L.Fournette up the middle to JAX 42 for 5 yards (E.Thomas).	R17
<u>1-10-JAX 42</u>	(8:19) (Shotgun) L.Fournette right end to JAX 48 for 6 yards (E.Thomas).	
2-4-JAX 48	(7:40) (Shotgun) B.Bortles right end to JAX 49 for 1 yard.	
3-3-JAX 49	(6:59) (Shotgun) B.Bortles pass deep right to D.Westbrook to SEA 22 for 29 yards (B.Maxwell).	P18
<u>1-10-SEA 22</u>	(6:11) L.Fournette up the middle to SEA 19 for 3 yards (B.McDougald).	
2-7-SEA 19	(5:34) (Shotgun) L.Fournette left end to SEA 13 for 6 yards (Q.Jefferson).	
3-1-SEA 13	(4:52) L.Fournette left end to SEA 14 for -1 yards (M.Bennett).	
4-2-SEA 14	<b>(4:09) (Field Goal formation) J.Lambo 32 yard field goal is GOOD, Center-C.Holba, Holder-B.Nortman.</b>	

SEA 17 JAX 30, 9 plays, 54 yards, 5:43 drive, 10:55 elapsed

J.Lambo kicks 67 yards from JAX 35 to SEA -2. T.Lockett to SEA 21 for 23 yards (D.Payne).

## Seattle Seahawks at 4:05, (1st play from scrimmage 4:00)

1-10-SEA 21	(4:00) (Shotgun) R.Wilson pass short right to J.McKissic pushed ob at SEA 26 for 5 yards (J.Ramsey).	
2-5-SEA 26	<b>(3:52) (No Huddle, Shotgun) R.Wilson pass deep right to T.Lockett for 74 yards, TOUCHDOWN.</b>	P17
	B.Walsh extra point is GOOD, Center-T.Ott, Holder-J.Ryan.	

SEA 24 JAX 30, 2 plays, 79 yards, 0:23 drive, 11:18 elapsed

B.Walsh kicks 65 yards from SEA 35 to end zone, Touchback.

## Jacksonville Jaguars at 3:42

1-10-JAX 25	(3:42) L.Fournette up the middle to JAX 27 for 2 yards (B.McDougald; F.Clark).	
	Timeout #1 by SEA at 03:36.	
2-8-JAX 27	(3:36) B.Bortles pass incomplete short left to D.Westbrook (B.Maxwell).	
3-8-JAX 27	<i>(3:31) (Shotgun) PENALTY on JAX-C.Robinson, False Start, 5 yards, enforced at JAX 27 - No Play.</i>	
3-13-JAX 22	(3:31) (Shotgun) T.Yeldon right end to JAX 25 for 3 yards (B.Jackson).	
4-10-JAX 25	(2:48) (Punt formation) B.Nortman punts 38 yards to SEA 37, Center-C.Holba. T.Lockett ran ob at SEA 42 for 5 yards.	

## Seattle Seahawks at 2:39

1-10-SEA 42	(2:39) (Shotgun) R.Wilson pass incomplete short right to J.Graham.	
2-10-SEA 42	(2:35) (Shotgun) R.Wilson pass short left to D.Baldwin ran ob at JAX 49 for 9 yards.	
3-1-JAX 49	(2:29) (No Huddle, Shotgun) R.Wilson sacked at SEA 43 for -8 yards (M.Jackson).	
	<i>Penalty on SEA, Illegal Formation, declined.</i>	
4-9-SEA 43	(2:19) R.Wilson pass incomplete deep left to D.Baldwin [C.Campbell].	

Seattle Seahawks vs Jacksonville Jaguars at Everbank Field

Jacksonville Jaguars at 2:17

1-10-SEA 43 (2:17) L.Fournette left guard to SEA 41 for 2 yards (M.Wilhoite).

Two-Minute Warning

2-8-SEA 41 (2:00) L.Fournette right end to SEA 44 for -3 yards (D.Alexander).

Timeout #2 by SEA at 01:55.

3-11-SEA 44 (1:55) L.Fournette left end to SEA 31 for 13 yards (E.Thomas). R19

1-10-SEA 31 (:54) B.Bortles kneels to SEA 32 for -1 yards.

*Penalty on JAX-L.Fournette, Unnecessary Roughness, offsetting.*

*Penalty on SEA-M.Bennett, Unnecessary Roughness, offsetting.*

*Penalty on SEA-S.Richardson, Disqualification, offsetting.*

2-11-SEA 32 (:50) B.Bortles kneels to SEA 33 for -1 yards.

*PENALTY on SEA-Q.Jefferson, Disqualification, 15 yards, enforced at SEA 33.* X20

*Penalty on SEA, Unsportsmanlike Conduct, declined.*

1-10-SEA 18 (:48) B.Bortles kneels to SEA 19 for -1 yards.

2-11-SEA 19 (:27) B.Bortles kneels to SEA 20 for -1 yards.

END OF QUARTER

	Score	Time Poss	First Downs				Efficiencies	
			R	P	X	T	3 Down	4 Down
Seattle Seahawks	24	1:01	0	2	0	2	0/1	0/1
Jacksonville Jaguars	30	13:59	2	3	1	6	3/6	0/0



# Miscellaneous Statistics Report

Seattle Seahawks vs Jacksonville Jaguars  
12/10/2017 at Everbank Field

## Ten Longest Plays for Seattle Seahawks

Yards	Qtr	Play Start	Play Description
74	4	2-5-SEA 26	(3:52) (No Huddle, Shotgun) R.Wilson pass deep right to T.Lockett for 74 yards, TOUCHDOWN.
61	4	1-10-SEA 39	(10:00) (Shotgun) R.Wilson pass deep middle to P.Richardson for 61 yards, TOUCHDOWN.
43	3	2-12-SEA 45	(9:45) (Shotgun) R.Wilson pass deep left to D.Baldwin ran ob at JAX 12 for 43 yards.
26	3	2-11-JAX 26	(7:38) (Shotgun) R.Wilson pass deep right to D.Baldwin for 26 yards, TOUCHDOWN.
21	2	1-10-SEA 21	(4:00) M.Davis left end to SEA 42 for 21 yards (A.Colvin).
19	2	2-4-SEA 36	(7:07) R.Wilson right end to JAX 45 for 19 yards.
13	2	1-10-SEA 42	(3:19) (Shotgun) M.Davis left end to JAX 45 for 13 yards (A.Colvin).
12	1	1-10-SEA 44	(12:30) R.Wilson left end ran ob at JAX 44 for 12 yards (A.Bouye).
12	3	1-10-SEA 35	(10:59) (Shotgun) M.Davis up the middle pushed ob at SEA 47 for 12 yards (M.Jack).
12	3	2-11-SEA 24	(5:02) R.Wilson pass short right to L.Wilson pushed ob at SEA 36 for 12 yards (M.Jack).

## Ten Longest Plays for Jacksonville Jaguars

Yards	Qtr	Play Start	Play Description
75	3	1-10-JAX 25	(7:32) (Shotgun) B.Bortles pass deep middle to K.Cole for 75 yards, TOUCHDOWN.
34	1	1-10-JAX 21	(9:07) C.Ivory right end to SEA 45 for 34 yards (S.Griffin).
29	4	3-3-JAX 49	(6:59) (Shotgun) B.Bortles pass deep right to D.Westbrook to SEA 22 for 29 yards (B.Maxwell).
23	2	1-10-JAX 7	(10:26) (Shotgun) B.Bortles pass deep right to D.Westbrook to JAX 30 for 23 yards (B.Maxwell).
18	1	2-7-JAX 27	(3:15) B.Bortles pass deep middle to M.Lee to JAX 45 for 18 yards (B.Maxwell).
18	3	2-9-SEA 18	(12:07) (Shotgun) B.Bortles pass deep right to D.Westbrook for 18 yards, TOUCHDOWN.
16	1	2-7-SEA 42	(7:52) (Shotgun) B.Bortles pass short middle to M.Lee to SEA 26 for 16 yards (E.Thomas).
15	3	1-15-SEA 47	(14:17) (Shotgun) L.Fournette left end to SEA 32 for 15 yards (E.Thomas).
14	3	2-10-JAX 2	(1:53) L.Fournette right tackle to JAX 16 for 14 yards (E.Thomas).
14	4	3-5-JAX 34	(13:36) (Shotgun) B.Bortles pass short left to K.Cole to JAX 48 for 14 yards (J.Coleman; B.McDougald).

## Touchdown Scoring Information

		Offense	Defense	Special Teams
<b>VISITOR</b>	Seattle Seahawks	3	0	0
<b>HOME</b>	Jacksonville Jaguars	3	0	0

## Player Scoring Information

Club	Player	TD	Rush TD	Rec TD	KO TD	Punt TD	Int TD	Fum TD	Misc TD	FG	XP	2Pt Rush	2Pt Rec	Sfty	Points
SEA	P.Richardson	0	0	1	0	0	0	0	0	0	0	0	0	0	6
SEA	D.Baldwin	0	0	1	0	0	0	0	0	0	0	0	0	0	6
SEA	T.Lockett	0	0	1	0	0	0	0	0	0	0	0	0	0	6
SEA	B.Walsh	0	0	0	0	0	0	0	0	1	3	0	0	0	6
JAX	J.Lambo	0	0	0	0	0	0	0	0	3	3	0	0	0	12
JAX	L.Fournette	0	1	0	0	0	0	0	0	0	0	0	0	0	6
JAX	K.Cole	0	0	1	0	0	0	0	0	0	0	0	0	0	6
JAX	D.Westbrook	0	0	1	0	0	0	0	0	0	0	0	0	0	6

## Possession Detail

	First Half		Second Half		Game	
	Visitor	Home	Visitor	Home	Visitor	Home
Largest Lead	0	3	0	17	0	17
Drives Leading	0	4	0	7	0	11
Time of Possession Leading	0:00	8:17	0:00	19:19	0:00	27:36
Largest Deficit	-3	0	-17	0	-17	0
Drives Trailing	4	0	8	0	12	0
Time of Possession Trailing	13:09	0:00	10:30	0:00	23:39	0:00
Times Score Tied Up		0		1		1
Lead Changes		1		1		2

# Playtime Percentage

*Percent of playtime per player on offense, defense and special teams*

## Seattle Seahawks

## Jacksonville Jaguars

		Offense	Defense	Special Teams				Offense	Defense	Special Teams			
E Pocic	C	62	100%	5	16%	J Parnell	T	66	100%	6	19%		
G Ifedi	T	62	100%	5	16%	P Omameh	G	66	100%	6	19%		
J Britt	C	62	100%	5	16%	B Linder	C	66	100%	6	19%		
L Joeckel	G	62	100%	5	16%	A Cann	G	66	100%	6	19%		
R Wilson	QB	62	100%			B Bortles	QB	66	100%				
D Brown	T	62	100%			C Robinson	T	63	95%	6	19%		
D Baldwin	WR	59	95%	2	6%	M Lewis	TE	62	94%	7	22%		
P Richardson	WR	58	94%			M Lee	WR	58	88%				
T Lockett	WR	39	63%	12	38%	D Westbrook	WR	50	76%	1	3%		
J Graham	TE	38	61%			L Fournette	RB	50	76%				
J McKissic	WR	31	50%	9	28%	K Cole	WR	40	61%	2	6%		
M Davis	RB	30	48%			T Bohanon	FB	18	27%	9	28%		
L Willson	TE	20	32%	16	50%	J O'Shaughnessy	TE	16	24%	20	62%		
T McEvoy	WR	17	27%	20	62%	B Koyack	TE	16	24%	1	3%		
N Vannett	TE	13	21%	16	50%	C Ivory	RB	12	18%				
A Darboh	WR	4	6%	16	50%	T Yeldon	RB	4	6%				
T Rawls	RB	1	2%			J Wells	T	3	5%				
B McDougald	FS		66	100%	7	22%	L Pinkard	WR	2	3%	6	19%	
E Thomas	FS		66	100%			J Mickens	WR	1	2%	16	50%	
S Griffin	CB		65	98%	1	3%	T Shatley	C	1	2%	6	19%	
B Maxwell	CB		65	98%	1	3%	M Jack	LB		62	100%	7	22%
J Reed	DT		57	86%	6	19%	A Bouye	CB		62	100%	6	19%
M Bennett	DE		57	86%			P Posluszny	LB		62	100%	6	19%
M Wilhoite	LB		47	71%	20	62%	T Gipson	FS		62	100%	6	19%
F Clark	DE		46	70%	1	3%	J Ramsey	CB		62	100%	6	19%
S Richardson	DT		43	65%	6	19%	B Church	SS		61	98%	11	34%
K Wright	LB		37	56%	5	16%	A Colvin	CB		52	84%	10	31%
T Garvin	LB		33	50%	20	62%	Y Ngakoué	DE		48	77%	4	12%
J Coleman	CB		31	47%	13	41%	M Jackson	DT		47	76%	1	3%
B Wagner	LB		31	47%	2	6%	C Campbell	DE		38	61%	12	38%
Q Jefferson	DT		21	32%	1	3%	M Dareus	DT		34	55%	6	19%
B Jackson	DE		20	30%	7	22%	A Jones	NT		31	50%	10	31%
D Alexander	LB		19	29%	26	81%	D Fowler	DE		27	44%		
M Smith	DE		19	29%	12	38%	D Smoot	DE		23	37%	13	41%
R Coe	DT		2	3%			B Brown	LB		8	13%	9	28%
D Hill	SS		1	2%	22	69%	T Patmon	CB		2	3%	11	34%
N Thorpe	CB				25	78%	J Wilson	SS		1	2%	19	59%
M Glowinski	G				12	38%	L McCray	LB			21	66%	
B Walsh	K				10	31%	P Thompson	FS			19	59%	
T Ott	LS				9	28%	D Payne	LB			19	59%	
J Ryan	P				9	28%	C Phillips	DE			15	47%	
T Thompson	SS				7	22%	J Lambo	K			13	41%	
J Roos	G				7	22%	B Nortman	P			11	34%	
J Lane	CB				7	22%	C Holba	LS			11	34%	
M Tobin	T				5	16%							

