



MIAMI DOLPHINS WEEKLY RELEASE

WEEK 15

MIAMI DOLPHINS (6-7) AT BUFFALO BILLS (7-6)

SUNDAY, DEC. 17, 2017 | 1 PM ET | NEW ERA FIELD | ORCHARD PARK, N.Y.





2017 MIAMI DOLPHINS SCHEDULE

IMPORTANT DATES

JANUARY 15, 2018

Deadline for underclassmen to declare for the NFL draft

JANUARY 28, 2018

Pro Bowl
Orlando, Fla.

FEBRUARY 4, 2018

Super Bowl LII
Minneapolis, Minn.

MARCH 14, 2018

2018 League Year Begins

APRIL 26-28, 2018

2018 NFL Draft
Arlington, Texas

PRESEASON

DATE	OPPONENT	STADIUM	TIME/ RESULT	NETWORK	RADIO	PRESENTING SPONSOR	GIVEAWAY
Thurs., Aug. 10	Atlanta Falcons	Hard Rock Stadium	W, 23-20	WFOR CBS4	560 WQAM KISS 99.9		
Thurs., Aug. 17	Baltimore Ravens	Hard Rock Stadium	L, 7-31	WFOR CBS4	560 WQAM KISS 99.9		
Thurs., Aug. 24	at Philadelphia Eagles	Lincoln Financial Field	L, 31-38	WFOR CBS4	560 WQAM KISS 99.9		
Thurs., Aug. 31	at Minnesota Vikings	U.S. Bank Stadium	W, 30-9	WFOR CBS4	560 WQAM KISS 99.9		

REGULAR SEASON

DATE	OPPONENT	STADIUM	TIME/ RESULT	NETWORK	RADIO	PRESENTING SPONSOR	GIVEAWAY
BYE WEEK							
Sun., Sept. 17	at Los Angeles Chargers	StubHub Center	W, 19-17	CBS	560 WQAM KISS 99.9		
Sun., Sept. 24	at New York Jets	MetLife Stadium	L, 6-20	CBS	560 WQAM KISS 99.9		
Sun., Oct. 1	New Orleans Saints	Wembley Stadium (London)	L, 0-20	FOX	560 WQAM KISS 99.9		
Sun., Oct. 8	Tennessee Titans	Hard Rock Stadium	W, 16-10	CBS	560 WQAM KISS 99.9		Co-Branded Cancer Awareness Wristbands
Sun., Oct. 15	at Atlanta Falcons	Mercedes-Benz Stadium	W, 20-17	CBS	560 WQAM KISS 99.9		
Sun., Oct. 22	New York Jets	Hard Rock Stadium	W, 31-28	FOX	560 WQAM KISS 99.9		
Thurs., Oct. 26	at Baltimore Ravens	M&T Bank Stadium	L, 0-40	CBS/NFLN/ Amazon	560 WQAM KISS 99.9		
Sun., Nov. 5	Oakland Raiders	Hard Rock Stadium	L, 24-27	NBC	560 WQAM KISS 99.9		
Mon., Nov. 13	at Carolina Panthers	Bank of America Stadium	L, 21-45	ESPN	560 WQAM KISS 99.9		
Sun., Nov. 19	Tampa Bay Buccaneers	Hard Rock Stadium	L, 20-30	FOX	560 WQAM KISS 99.9		Co-Branded Sunglasses & Sunglass Pouch
Sun., Nov. 26	at New England Patriots	Gillette Stadium	L, 17-35	CBS	560 WQAM KISS 99.9		
Sun., Dec. 3	Denver Broncos	Hard Rock Stadium	W, 35-9	FOX	560 WQAM KISS 99.9		Co-Branded "Go Fins" Rollabanna
Mon., Dec. 11	New England Patriots	Hard Rock Stadium	W, 27-20	ESPN	560 WQAM KISS 99.9	Hard Rock Hotel	
Sun., Dec. 17	at Buffalo Bills	New Era Field	1 p.m.	CBS	560 WQAM KISS 99.9		
Sun., Dec. 24	at Kansas City Chiefs	Arrowhead Stadium	1 p.m.	CBS	560 WQAM KISS 99.9		
Sun., Dec. 31	Buffalo Bills	Hard Rock Stadium	1 p.m.	CBS	560 WQAM KISS 99.9		

* Game subject to flex scheduling
All times EASTERN



All Dolphins games can be heard on 560 WQAM and Kiss 99.9, the flagship stations of the Miami Dolphins Radio Network, Dolphins.com and throughout South and Central Florida on stations that make up The Miami Dolphins Radio Network. In addition to the game broadcasts, the stations will feature expanded pre-, halftime and postgame shows. Dolphins fans who tune into Miami's Sportsradio 560 WQAM will have the opportunity to listen to live broadcasts of Head Coach Adam Gase's day-after game press conferences and "Dolphins Friday," a day of Dolphins' centric-content on the station featuring interviews with players, coaches, and team executives. Fans can also listen to the Dolphins in Spanish on Univision Deportes Radio WQBA 1140 AM.

2017 AFC EAST STANDINGS

TEAM	W	L	PCT	PF	PA
Patriots	10	3	.769	368	250
Bills	7	6	.538	240	290
Dolphins	6	7	.462	236	318
Jets	5	8	.385	266	311



WEEK 15: BUFFALO BILLS TABLE OF CONTENTS

MEDIA INFORMATION	2-3
DOLPHINS EN ESPAÑOL	4
TEAM NOTES	5
OFFENSE NOTES	6-7
DEFENSE NOTES	8-9
SPECIAL TEAMS NOTES	10
DOLPHINS PRO BOWL CANDIDATES	11
WHAT TO LOOK FOR	12-13
THE DOLPHINS VS. THE BILLS	14-16
THE LAST MEETING VS. THE BILLS	17
2017 ROOKIE CLASS	18
HARD ROCK STADIUM MODERNIZATION	19-22
MIAMI DOLPHINS IN THE COMMUNITY	23-28
DOLPHINS RADIO	29
HALL OF FAME DE/LB JASON TAYLOR	30
DEPTH CHART	31
PROJECTED CONTRIBUTORS	32-33
TRANSACTIONS	34-35
NUMERICAL ROSTER	36
ALPHABETICAL ROSTER	37
POSITIONAL ROSTER/PRONUNCIATIONS	38
HOW THEY WERE ACQUIRED	39
2017 GAME RECAPS	40-52
SUPPLEMENTAL STATISTICS	53-67
THE LAST TIME IT HAPPENED	68-73
LAST WEEK'S GAME BOOK	74-89
2017 NFL STANDINGS	90

MIAMI DOLPHINS MEDIA WEBSITE

media.miamidolphins.com

The Miami Dolphins media website features everything a media member needs to cover the team. Visitors can find transcripts, press releases, weekly releases, credentials, notes, gamebooks, flip cards an archive of old media guides and gamebooks and more by visiting media.miamidolphins.com.



WEEKLY MEDIA SCHEDULE: WEEK 15 AT BUFFALO

12 TUE	13 WED	14 THU	15 FRI	16 SAT	17 SUN	18 MON
No media availability	Conference Call 9:45 a.m. - Bills Head Coach Sean McDermott	Coordinators 11:30 a.m. (media work room) Head Coach Adam Gase 12:15 p.m. (media work room) Practice* 1:15 - 3 p.m. Players (open locker room) Following Practice QB Jay Cutler & DT Ndamukong Suh Following practice at podium (interview room in lobby)	Practice* 1:20 p.m. - 2:15 p.m. Players (open locker room) Following Practice Head Coach Adam Gase Following practice (media work room)	No media availability	Week 15 at Buffalo 1 p.m. TV - CBS	TBD

* Practice will be open to media for approximately 30 minutes

DOLPHINS ON THE AIR

Television:	WFOR-TV (CBS 4 - Miami-Ft. Lauderdale) WPEC-TV (West Palm Beach) WINK-TV (Ft. Myers)	
Broadcasters:	Beth Mowins – Play-By-Play Jay Feely – Color Analyst	
Local Radio:	Dolphins Radio Network KISS 99.9-FM WQAM 560-AM	
Broadcasters:	Jimmy Cefalo – Play-By-Play Bob Griese – Color Analyst Joe Rose – Color Analyst Kim Bokamper – Sideline	
Spanish Radio:	Dolphins Spanish Radio WQBA-1140 AM	
Broadcasters:	Raul Striker Jr. – Play-By-Play Eduardo Martell – Color Analyst	

FREQUENT FLYERS

Miami's nine games played outside of Florida in 2017 will have the team travel a total of **27,520 miles (round trip)** away from home. **It is the most miles traveled by the Dolphins in a single regular season in franchise history.** The 27,520 road-game miles is **the most of any NFL team located outside of the Pacific time zone** in 2017 and the fourth-most in the NFL, behind the Los Angeles Rams, Oakland Raiders and Arizona Cardinals.

MOST MILES (2017)

RNK	TEAM	MILES
1	Los Angeles Rams	32,600
2	Oakland Raiders	30,899
3	Arizona Cardinals	30,035
4	MIAMI DOLPHINS	27,520
5	Los Angeles Chargers	26,134
6	Jacksonville Jaguars	24,522
7	Seattle Seahawks	24,121
8	San Francisco 49ers	24,092

* Regular season games only

COMMUNICATIONS DEPARTMENT



JASON JENKINS

Sr. Vice President, Communications & Community Affairs

O: 954-452-7174
JJenkins@dolphins.com



MATT TAYLOR

Sr. Director of Football Communications

O: 954-452-7179
MattTaylor@dolphins.com



THERESA GARNER

Corporate Communications Manager

O: 305-943-1451
TGarnier@dolphins.com



BRETT BRECHEISEN

Football Communications Manager

O: 954-452-7190
BBrecheisen@dolphins.com



RENZO SHEPPARD

Football Communications Manager

O: 954-452-7144
RSheppard@dolphins.com



GAYLE BADEN

Communications Coordinator

O: 954-452-7173
GBaden@dolphins.com



SYDNEY WADE

Communications Coordinator

O: 954-452-7198
SWade@dolphins.com



RYAN MURPHY

Communications Staff Assistant

O: 954-452-7114
RMurphy@dolphins.com



MIAMI DOLPHINS MEDIA WORKROOM ACCESS & PARKING INFORMATION FOR THE 2017 SEASON

As a reminder, the workroom for accredited media covering the Miami Dolphins is located behind the Dolphins Pro Shop at the Baptist Health Training Facility at Nova Southeastern University. Access to the media workroom is granted by the Communications Staff to members of the media upon their arrival at training camp.

Parking passes are distributed by the Communications Department. The passes **need to be clearly displayed** to gain entry into the media parking areas. Media parking is available at the Nova Southeastern University Medical School garage (HPD Garage), which is next to the Dolphins Pro Shop, and located near the intersection of University Drive and S.W. 30th Street, between Griffin Road and I-595. Access to this garage is off University Drive and S.W. 30th Street. In the event the HPD Garage is full, the overflow media parking will be in the AUX Parking Lot next to the NOVA Softball fields.

PLEASE NOTE – ALL MEDIA ARE ASKED TO PARK ON THE SECOND FLOOR OF THE HPD GARAGE. PARKING ON THE FIRST FLOOR IS RESERVED FOR NOVA PATIENTS ONLY. THE GARAGE WILL BE MONITORED BY NOVA AND THOSE WHO PARK ON THE FIRST FLOOR WILL BE TICKETED.

PLEASE PREARRANGE ALL LIVE TRUCK PARKING through the Miami Dolphins Communications Department.

DIRECTIONS TO PARKING GARAGE AT NOVA SOUTHEASTERN UNIVERSITY

FROM I-95 OR FLORIDA'S TURNPIKE

Exit at I-595; proceed west to University Drive exit
Turn left (south) onto University Drive
Proceed to S.W. 30th Street (Abe Fischler Blvd.) turn left (east)
Proceed past the Miami Dolphins facility to Ray Ferrero Jr. Blvd.
Turn right and parking garage will be on your right.

UNIVERSITY DRIVE

From north of I-595
Take University Drive south past I-595 to S.W. 30th Street (Abe Fischler Blvd.) turn left (east).
Proceed past the Miami Dolphins facility to Ray Ferrero Jr. Blvd.
Turn right and parking garage will be on your right.

FROM SOUTH OF GRIFFIN ROAD

Take University Drive north past Griffin Road to S.W. 30th Street (Abe Fischler Blvd.) turn right (east)
Proceed past the Miami Dolphins facility to Ray Ferrero Jr. Blvd.
Turn right and parking garage will be on your right.





DOLPHINS EN ESPAÑOL

MIAMI ENFRENTA BÚFALO PARA LA PRIMERA VEZ ESTE AÑO

Los Dolphins salen a la carretera esta semana a jugar contra Búfalo el domingo 17 de diciembre a las 1 p.m. Será la primera vez que dos equipos se enfrentan esta temporada. Semana 15 es lo más tarde que los Dolphins han enfrentado un adversario de división por primera vez.

Miami ganó ambos partidos contra Búfalo el año pasado por la primera vez desde 2011. La ganada de 34-31 en extra tiempo contra los Bills en el día de Nochebuena el año pasado les dio una posición en la postemporada a los Dolphins por la primera vez desde 2008 después de que Kansas City le ganó a Denver en el día de Navidad.

LA VICTORIA DE LOS DOLPHINS EN MONDAY NIGHT FOOTBALL CONTRA NEW ENGLAND

Los Dolphins anotaron una victoria impresionante de 27-20 contra New England el lunes, rompiendo la racha de ocho ganadas en seguida y 14 en seguida en la carretera para los Patriots.

- Miami ahora es 15-9 en sus pasados 24 partidos de temporada regular, empatado para el quinto mejor récord en el NFL durante ese lapso.
- Miami ahora le ha ganado a los dos participantes del Super Bowl del año pasado, después de que también les ganaron a los Falcons en Semana 6. La única otra vez que Miami ha logrado esto fue en 1993, cuando les ganaron a los Búfalo Bills, campeones defensores del AFC, el 26 de septiembre y los campeones del Super Bowl los Dallas Cowboys en el Día de Accion de Gracias el 25 de noviembre.
- Los Dolphins tuvieron una ventaja de 17 puntos en el cuarto período. Fue el déficit más grande de New England desde que perdían por 25 en Super Bowl LI contra Atlanta.

LA DEFENSA DE MIAMI DETIENE A BRADY Y LOS PATRIOTS

La defensa de Miami aguantó New England a solo 20 puntos y 248 yardas la semana pasada. Fue solo la segunda vez este año que los Patriots anotaron menos de 21 puntos (19 en Tampa Bay el 5 de octubre).

- Las 248 yardas de New England fueron las menos en casi dos años, desde el 3 de septiembre de 2016, también en Miami, cuando solo lograron 196 yardas. Incluyendo partidos de postemporada, es un lapso de 34 partidos.
- Los Dolphins aguantaron los Patriots a cero puntos y solo 2 yardas de ofensa en la primera cuarta. Son las cuartas menos yardas acumuladas por los Patriots en la primera cuarta en la historia del equipo y los menos desde el 10 de noviembre de 1996 en Nueva York contra los Jets. Son las menos yardas permitidas por los Dolphins en la primera cuarta desde que limitaron los Texans a 0 yardas en la primera cuarta el 25 de octubre de 2015.

ENTRE LOS LÍDERES EN EL NFL EN ATRAPADAS

Receptor Jarvis Landry tiene 88 atrapadas este año, empatado para segundas más en el NFL esta temporada. Landry también tiene ocho touchdowns, más que cualquier otro año en su carrera, y empatado para quinto en el NFL.

MÁS ATRAPADAS EN EL NFL (2017)

RNK	JUGADOR	EQUIPO	ATR.
1.	Antonio Brown	Pittsburgh	99
2.	JARVIS LANDRY	MIAMI	88
	DeAndre Hopkins	Houston	88
4.	Larry Fitzgerald	Arizona	87
5.	Michael Thomas	New Orleans	85

LA OFENSA DE LOS DOLPHINS DURANTE LAS PASADAS CINCO SEMANAS

Los Dolphins han enfrentado cuatro de las mejores 10 defensas en el NFL durante las pasadas cinco semanas y sin embargo han mejorado su producción ofensiva. Desde Semana 10, Miami ha enfrentado Carolina (No. 6 en defensa total y No. 10 en defensa de anotación), New England dos veces (No. 5 en defensa de anotación) y Denver (No. 1 en defensa total), pero han visto su producción ofensiva incrementando comparado a los primeros nueve juegos, aunque han usado dos diferentes quarterbacks titulares:

SEMANAS 1-10		CATEGORÍA	SEMANAS 11-14	
STAT	RNK		RNK	STAT
275.0	31	Total Offense	12	349.5
194.9	29	Passing Offense	12	245.8
80.1	30	Rushing Offense	20	103.8
15.2	32	Scoring Offense	11	24.8

DESEMPEÑO DE DRAKE CONTRA NEW ENGLAND

Corredor Kenyan Drake tuvo su segundo desempeño de 100 yardas o más, terminando con 25 carreras para 114 yardas (4.6 prom.). También tuvo cinco atrapadas para 79 yardas (15.8 prom.).

- Drake es el primer jugador de los Dolphins a liderar el equipo en yardas de carrera y atrapada en el mismo juego desde Arian Foster en el abridor de 2016 contra Seattle el 11 de septiembre.
- Las 79 yardas de atrapada de Drake son las más por un corredor de los Dolphins desde que Lamar Miller tuvo 97 en Búfalo el 8 de noviembre de 2015.
- La última vez que los Dolphins tuvieron un corredor quien corrió para 100 yardas en dos partidos en seguida fue cuando Jay Ajayi tuvo tres desempeños de 100 yardas en seguida desde el 16 de octubre al 6 de noviembre de 2016.
- Drake se convirtió en solo el tercer jugador de los Dolphins a acumular 100 o más yardas de carrera y 75 o más yardas de atrapada en un partido, uniéndose con Troy Stradford (169 de carrera, 83 de atrapada) en Dallas el 27 de noviembre de 1987 y Ronnie Brown (112 de carrera y 99 de atrapada) contra los Jets de Nueva York el 23 de septiembre de 2007.

DEFENSA DE LOS DOLPHINS BRILLA EN TERCER INTENTO

Los Dolphins hicieron algo que ningún equipo ha podido hacer a los Patriots en la época de Bill Belichick y Tom Brady, aguantarlos sin ninguna conversión en tercer intento. La última vez que New England no pudo convertir ninguna vez en tercer intento fue el 29 de septiembre de 1991 en Arizona contra los Cardinals, cuando los Patriots terminaron el juego 0-de-6 (0.0 pct.).

- Fue solo la cuarta vez desde 1991 que los Dolphins no han permitido una conversión de tercer intento en un partido. Las otras tres ocurrencias vinieron el 30 de octubre de 2005 en Nuevo Orleans, el 20 de noviembre de 2011 contra Búfalo y el 18 de diciembre de 2011 en Búfalo.
- Durante los pasados dos partidos, los Dolphins han aguantado sus opositores a 1-de-24 (4.2 pct.) en tercera oportunidad. Los Patriots fueron 0-de-11 (0.0 pct.) la semana pasada y los Broncos fueron 1-de-13 (7.7 pct.) en Semana 13.



TEAM NOTES

MIAMI FACES BUFFALO FOR THE FIRST TIME THIS YEAR

The Dolphins hit the road this week to take on Buffalo on Sunday, Dec. 17 at 1 p.m. It will be the first time the two teams have met this season. **Week 15 is the latest the Dolphins have ever played their first game against a divisional opponent.**

Miami swept Buffalo last season for the first time since 2011. **The Dolphins' 34-31 overtime win over the Bills on Christmas Eve last year clinched Miami its first playoff berth since 2008** after Kansas City defeated Denver on Christmas night.

NOTING THE DOLPHINS' MONDAY NIGHT FOOTBALL WIN OVER NEW ENGLAND

The Dolphins posted an impressive 27-20 victory over New England on Monday night, **snapping the Patriots' streak of eight consecutive wins and 14 straight road victories.**

- Miami is now 15-9 in its past 24 regular season games, which is **tied for the fifth-best record in the NFL in a team's last 24 games.**
- **Miami has now defeated both Super Bowl participants from last season** after Miami also defeated Atlanta in Week 6. The only other season the Dolphins have done this is 1993, when they beat the defending AFC champion Buffalo Bills on Sept. 26 and the Super Bowl champion Dallas Cowboys on Thanksgiving Day, Nov. 25.
- The Dolphins held a 17-point lead in the fourth quarter. **It was New England's largest deficit in a game since they trailed by 25 points in Super Bowl LI vs. Atlanta.**

SIXTEEN STRAIGHT

With the Dolphins' Week 1 game against Tampa Bay being moved to this week due to Hurricane Irma, **Miami is playing 16 straight weeks for the first time since 1992**, when a similar situation occurred. Hurricane Andrew forced the Dolphins to move their season opener vs. New England to the bye week. Miami beat the Patriots on Oct. 18, 1992 and **went on to win 11 games, the AFC East title and reach the AFC Championship game that season.**

DOLPHINS SEEKING 2ND STRAIGHT PLAYOFF BERTH

In Adam Gase's first year as head coach in 2016, the Dolphins won 10 games and advanced to the playoffs for the first time since 2008. This year, the team is **looking to reach the playoffs for the second consecutive year. The last time the Dolphins had two straight postseason appearances was from 1997-2001**, when the team earned playoff berths in five straight seasons. Miami enters Week 15 just one game out of an AFC Wild Card position.

THE AFC WILD CARD CHASE

Here is how the battle for the AFC Wild Card positions is shaping up:

SEED	PLAYER	REC.
5.	Tennessee	8-5
6.	Buffalo	7-6
-	Baltimore	7-6
-	LAC or Kansas City	7-6
-	MIAMI	6-7
-	Oakland	6-7

UP NEXT: THE DOLPHINS HEAD TO ARROWHEAD

The Dolphins will travel to Kansas City and Arrowhead Stadium for the first time since Nov. 6, 2011 next week. **The Dolphins have actually won their past two games at the venue and haven't lost there since Sept. 29, 2002.** Miami took home a 31-3 victory in the 2011 matchup and is 5-6 at Kansas City all-time, including a win in the AFC Divisional round on Christmas Day, Dec. 25, 29171 in the longest game in NFL history, a 27-24 win in double overtime. The game against the Chiefs will mark Miami's third straight game against a team with a .500 record or better.

THE COMEBACK KIDS

In Weeks 6 and 7, the Dolphins trailed 17-0 at halftime in Atlanta and faced a 14-point fourth-quarter deficit vs. the N.Y. Jets before coming back to win both games, with different quarterbacks.

- The last time **the Dolphins won consecutive games trailing by 14-plus points** in a second half was a **three-game streak from Sept. 14-28, 1980.**
- **The 17-point halftime deficit the Dolphins overcame in Atlanta was the biggest in the NFL this season and tied for the largest in franchise history.** They also trailed 17-0 at halftime to Buffalo in 1968 and rallied for a 21-17 win.
- The comeback in Atlanta was **tied for the sixth-largest comeback in team history** and was the largest since a 21-point comeback vs. Buffalo on Dec. 4, 2005.
- The 17-point come-from-behind victory vs. the Falcons was **Miami's largest comeback on the road since an 18-point comeback at the N.Y. Jets on Nov. 27, 1994, also known as the "Fake Spike" game.**

THE DOLPHINS IN ONE-SCORE GAMES

Miami won another one-score game last week with a 27-20 victory over New England. **The Dolphins are 5-1 in such games (decided by 8 points or less) this season** and are **13-1 in their past 14 one-score contests**, dating back to their overtime win over Cleveland on Sept. 25, 2016.

BREAKING DOWN THE DOLPHINS ROSTER:

Here is how the Dolphins' current 53-man roster breaks down:

- There are 25 offensive players, 25 defensive players and three specialists.
- Of the 53 players on Miami's roster, **19 of them (36.5 pct.) were drafted by the Dolphins.**
- Miami also has nine undrafted college free agents on the roster that began their NFL careers with the Dolphins, bringing the total to **28 of the 53 players (52.8 pct.) that began their NFL careers with the Dolphins.**
- Of Miami's 53 players, **18 of them (34.0 pct.) were not selected in the NFL draft.**
- A total of **41 of the 53 players (77.4 pct.) are 28 years old or younger.**

THE DOLPHINS ROSTER:

BY DRAFT ROUND:

ROUND	NO.
1st	8 players
2nd or 3rd	10 players
4th or 5th	9 players
6th or 7th	8 players
Undrafted	18 players

BY EXPERIENCE:

YEARS	NO.
Rookie-1	12 players
2-3	16 players
4-5	10 players
6-9	9 players
10-plus	6 players

BY AGE:

AGE	NO.
22-24	18 players
25-28	22 players
29-32	7 players
33-plus	6 players

* Rosters as of print date (12/12/17) and all ages as of kickoff date (12/17/17)



OFFENSE NOTES

'JUICE' SETS NFL RECORD

WR Jarvis Landry is blowing by the NFL record for most receptions in the first four years of an NFL career. Landry surpassed **WR Anquan Boldin** in Week 9 and continues to extend his record, entering this week's game with 376 receptions. Landry also owns the record for most receptions in the first two years of a career (194) and is tied for the most in the first three years of a career (288).

MOST RECEPTIONS IN FIRST FOUR YEARS OF NFL CAREER

RNK	PLAYER	TEAM	YEARS	REC.
1.	JARVIS LANDRY	MIAMI	2014-17	376
2.	Anquan Boldin	Arizona	2003-06	342
3.	Larry Fitzgerald	Arizona	2004-07	330

AMONG THE NFL LEADERS IN RECEPTIONS

WR Jarvis Landry has 88 receptions this year, tied for the second-most in the NFL this season. He also **has a career high with eight touchdown receptions, which are tied for fifth in the league:**

MOST RECEPTIONS IN THE NFL (2017)

RNK	PLAYER	TEAM	REC.
1.	Antonio Brown	Pittsburgh	99
2.	JARVIS LANDRY	MIAMI	88
	DeAndre Hopkins	Houston	88
4.	Larry Fitzgerald	Arizona	87
5.	Michael Thomas	New Orleans	85



LANDRY KEEPS CATCHING PASSES

With 88 receptions this season, **WR Jarvis Landry** already has the fourth-most catches in a single season in team history. He needs to average more than 7.33 receptions per game in the final three games to break his own team record. **All four of Landry's NFL seasons have ranked in the team's top seven for most receptions in a season.**

MOST RECEPTIONS IN A SINGLE SEASON IN DOLPHINS HISTORY

RNK	PLAYER	YEAR	REC.
1.	JARVIS LANDRY	2015	110
2.	JARVIS LANDRY	2016	94
3.	O.J. McDuffie	1998	90
4.	JARVIS LANDRY	2017	88
5.	Mark Clayton	1988	86
6.	Brandon Marshall	2010	86
7.	JARVIS LANDRY	2014	84
8.	Chris Chambers	2005	82
9.	Brandon Marshall	2011	81
10.	Davone Bess	2010	79

LANDRY LOOKING TO BECOME FIRST DOLPHINS PLAYER WITH THREE STRAIGHT 1,000-YARD SEASONS

After posting 1,157 receiving yards in 2015 and 1,136 receiving yards in 2016, **WR Jarvis Landry is looking to become the first Dolphins wide receiver to top 1,000 yards in three consecutive seasons.** The fourth-year NFL pro has 745 receiving yards in 13 games this season, just shy of a 1,000-yard pace. **He is the sixth Dolphins wide out to ever post consecutive 1,000-yard seasons** (Mark Clayton, Mark Duper, Irving Fryar, Brian Hartline and Brandon Marshall) and first since **WR Brian Hartline** did so in 2012 and 2013.

THE DOLPHINS OFFENSE IN THE PAST FIVE WEEKS

The Dolphins have played four games against the NFL's top 10 defenses in the past five weeks and have managed to drastically improve their offensive production. Since Week 10, Miami has faced Carolina (No. 65 in total defense and No. 10 in scoring defense), New England twice (tied for No. 5 in scoring defense) and Denver (No. 1 in total defense) but has seen their offensive production increase from their first nine games, despite using two different starting quarterbacks:

WEEKS 1-10			WEEKS 11-14	
STAT	RNK	CATEGORY	RNK	STAT
275.0	31	Total Offense	12	349.5
194.9	29	Passing Offense	12	245.8
80.1	30	Rushing Offense	20	103.8
15.2	32	Scoring Offense	11	24.8

DRAKE'S PERFORMANCE VS. NEW ENGLAND

RB Kenyan Drake had his second consecutive 100-yard performance last week when he totaled 25 carries for 114 yards (4.6 avg.). He added five receptions for 79 yards (15.8 avg.).

- Drake is **the first Dolphins player to lead the team in both rushing and receiving in a game since Arian Foster** did so on Sept. 11, 2016 at Seattle.
- Drake's 79 receiving yards are **the most by a Dolphins running back since Lamar Miller had 97 at Buffalo** on Nov. 8, 2015.
- The last time the Dolphins had a 100-yard rusher in back-to-back games was when Jay Ajayi posted three straight 100-yard performances from Oct. 16, 2016 to Nov. 6, 2016.
- Drake became just the third Dolphins player to record 100-plus rushing yards and 75-plus receiving yards in a game, joining Troy Stradford (169 rushing, 83 receiving) at Dallas on Nov. 27, 1987 and Ronnie Brown (112 rushing, 99 receiving) vs. the N.Y. Jets on Sept. 23, 2007.

KENYAN DRAKE HITS THE HOME RUN

The Dolphins offense has hit many big plays in recent weeks, most notably in the running game. In Week 13 vs. Denver, his first game as Miami's featured back, **RB Kenyan Drake** took a carry 42 yards for a touchdown in the third quarter. **Drake now has three rushing plays for 40-plus yards, which is tied for the most in the NFL,** despite having more than 100 carries fewer than the two players he's tied with:

MOST 40+ YARD RUNS THIS SEASON

RNK	PLAYER	TEAM	ATT	YDS	40+ RUNS
1.	KENYAN DRAKE	MIAMI	90	434	3
	Jordan Howard	Chicago	235	1,032	3
	Kareem Hunt	Kansas City	218	1,046	3

MIAMI'S LONG RUNS

The Dolphins have had four rushing plays of 40-plus-yards in six five games played since Week 9 after RB Kenyan Drake rolled out a 42-yard touchdown run last week vs. Denver. Miami had just come off a three-game streak with a 40-plus-yard rushing play. In Week 11 vs. Tampa Bay, RB Damien Williams had a 69-yard rush and Drake had a 66-yard run in Week 10 at Carolina and a 42-yard run in Week 9 vs. Oakland. **It was the first time since at least 1994 the Dolphins have had three straight games with a 40-yard rush.**

Williams' 69-yard carry in Week 11 was **the ninth-longest rush in team history.** It's just the second time in the team's 52-year history they've had 60-yard carries in back-to-back games (**RB Gary Davis** and **RB Norm Bulaich** in 1978).



OFFENSE NOTES

CUTLER AMONG THE NFL'S TOP 50 ALL-TIME PASSING LEADERS

QB Jay Cutler ranks among the NFL's top 50 in many all-time passing categories. He is also among the NFL's top 20 active players in many passing statistics.

WHERE CUTLER RANKS AMONG NFL QUARTERBACKS

CATEGORY	STAT	ALL-TIME	ACTIVE
Attempts	4,831	29	10
Completions	3,000	24	10
Passing Touchdowns	226	30	9
Completion Pct.	62.1	23	15
Passing Yards	34,567	29	10
Passer Rating*	85.7	30	17

* minimum 1,500 attempts

CUTLER LEADING FOURTH QUARTER COMEBACKS

QB Jay Cutler has led the Dolphins to two fourth quarter comebacks despite playing in the fourth quarter of just nine games this season. The comebacks – in Week 2 at L.A. Chargers and Week 5 at Atlanta – **were the 22nd and 23rd fourth quarter comebacks of his career** and his first since the 2015 season. Miami's 17-point comeback win in Week 6 at Atlanta was the largest come-from-behind victory of Cutler's career.

A CAREER OF BIG PLAYS

WR Kenny Stills has made a living making the big play. In his five-year NFL career, Stills has hauled in 214 passes for 3,489 yards (16.3 avg.). **His 16.3 yards per reception average is second-best in the NFL in that span** (min. 150 receptions):

HIGHEST AVERAGE PER RECEPTION IN THE NFL (2013-PRESENT)

RNK	PLAYER	TEAMS	REC	YDS	AVG
1.	DeSean Jackson	Phi./Was./TB	273	4,691	17.2
2.	KENNY STILL	NO/MIA.	214	3,489	16.3
3.	Torrey Smith	Bal./SF/Phi.	200	3,233	16.2
4.	Sammy Watkins	Buf./LAR	187	3,008	16.1
5.	T.Y. Hilton	Indianapolis	367	5,811	15.8

WHERE STILL RANKS AMONG NFL LEADERS

WR Kenny Stills is becoming one of the NFL's most well-rounded wide receivers. Not only can he make explosive plays with his well-documented speed down the field, but **Stills has made two SportsCenter Top 10 plays in recent weeks with his grab while laying prone in Week 13 vs. Denver and the circus catch he made on his back in Week 7 vs. the N.Y. Jets.** A five-year NFL veteran, Stills is nearing his career highs in receptions (63), receiving yards (931) and receiving touchdowns (9). He is among the NFL's leading receivers in several key categories:

KENNY STILL NFL RECEIVING RANKINGS

CATEGORY	NO.	NFL RANK
Receptions	50	45
Receiving Yards	751	24
Receiving Avg.	15.0	20
Receiving TDs	6	18t

THOMAS CATCHES TOUCHDOWNS

The Dolphins acquired **TE Julius Thomas** this offseason in a trade with Jacksonville on March 9, 2017. Thomas has caught three touchdowns this season and has been one of the league's best red zone threats since he became a full-time starter for Denver in 2013. **His 36 touchdowns since 2013 are third-most among all NFL tight ends:**

NFL TIGHT END TD RECEPTION LEADERS (2013-PRESENT)

RNK	PLAYER	TEAMS	REC	YDS	TD
1.	Jimmy Graham	NO/Sea.	336	4,105	43
2.	Rob Gronkowski	New England	273	4,281	37
3.	JULIUS THOMAS	DEN./JAX./MIA.	223	2,386	36
4.	Antonio Gates	SD/LAC	274	3,050	29
5.	Delanie Walker	Ten.	345	4,067	25

FASANO'S SECOND STINT WITH THE DOLPHINS

TE Anthony Fasano returned to Miami this season after **he played five seasons (2008-12) with the Dolphins earlier in his career.** He is among the team's all-time tight end leaders in several key receiving categories, including receptions, receiving yards and receiving touchdowns:

DOLPHINS ALL-TIME CAREER RECEPTIONS LEADERS (TIGHT ENDS)

RNK	PLAYER	YEARS	REC.
1.	Randy McMichael	2002-06	283
2.	Bruce Hardy	1978-89	256
3.	ANTHONY FASANO	2008-12, 2017	186

DOLPHINS ALL-TIME CAREER RECEIVING YARDS LEADERS (TIGHT ENDS)

RNK	PLAYER	YEARS	YDS.
1.	Randy McMichael	2002-06	3,096
2.	Bruce Hardy	1978-89	2,455
3.	ANTHONY FASANO	2008-12, 2017	2,195

DOLPHINS ALL-TIME CAREER RECEIVING TOUCHDOWN LEADERS (TIGHT ENDS)

RNK	PLAYER	YEARS	TDS
1.	Bruce Hardy	1978-89	25
2.	ANTHONY FASANO	2008-12, 2017	24
3.	Jim Mandich	1970-77	23

OFFENSIVE LINE KEEPING QUARTERBACKS UPRIGHT

The Dolphins offensive line has protected three different quarterbacks - **Jay Cutler, Matt Moore and Ryan Tannehill** - since Week 6 of the 2016 season, helping the team win 15 of its past 24 games. **During that span, the team has allowed just 42 sacks, which is tied for sixth fewest in the NFL.**

FEWEST SACKS ALLOWED (WEEK 6, 2016 - PRESENT)

RNK	PLAYER	QB RATING	SACKS ALL.
1.	Pittsburgh Steelers	89.9	31
2.	Oakland Raiders	89.5	34
3.	New Orleans Saints	103.9	37
4.	L.A. Chargers	88.2	40
5.	N.Y. Giants	83.6	41
6.	MIAMI	89.3	42
	Jacksonville	82.3	42



DEFENSE NOTES

CAM WAKE STILL SACKING QBs AT 35 YEARS OLD

During the 2016 season, **DE Cameron Wake** had one of the most impressive comebacks in the NFL. Coming off an Achilles injury in 2015 and at 34 years old, Wake was dominant, posting 11.5 sacks, which was third in the AFC and tied for sixth in the NFL.

The Dolphins slowly brought Wake back after his Achilles injury and re-inserted him as a starter in Week 6 last year. Since then, **he is tied for third in the NFL with 18.5 sacks** and has helped Miami win 15 of its last 24 regular season games.



Now 35 years old, Wake has eight sacks this season and is tied for 20th in the NFL in the stat. **He needs just two sacks to become the 11th player in NFL history (since 1982) and just the third in the past 15 years (John Abraham and Julius Peppers) to record a double-digit sack season at the age of 35 or older.**

Wake was tied for second in the AFC and tied for third in the NFL with five forced fumbles in 2016. **He has nine forced fumbles since 2015, tied for fifth in the NFL during that span,** despite playing just seven games in 2015.

ONE OF THE BEST UNDRAFTED PASS RUSHERS EVER

Wake is also one of the best undrafted pass rushers in NFL history. With 89.5 career sacks, he is **second in NFL history (since sacks were recognized as an official statistic in 1982) for most career sacks by a player who was undrafted:**

NFL ALL-TIME CAREER SACK LEADERS (UNDRAFTED PLAYERS)

RNK	PLAYER	YEARS	SACKS
1.	John Randle	1990-2003	137.5
2.	CAMERON WAKE	2009-17	89.5
3.	James Harrison	2004-17	82.5

* Players chosen in the Supplemental Draft are not included on this list of undrafted players

THE NFL'S BEST SACK ARTIST SINCE HE ENTERED THE LEAGUE

Wake's consistency has placed him among the NFL's elite pass rushers. Since he entered the league in 2009, **he leads the NFL in sacks:**

NFL SACK LEADERS (2009-PRESENT)

RNK	PLAYER	TEAMS	SACKS
1.	CAMERON WAKE	MIAMI	89.5
2.	DeMarcus Ware	Dal./Den.	85.0
3.	Von Miller	Denver	83.5
4.	Julius Peppers	Chi./GB/Car.	82.5

SECOND TO ONLY JASON TAYLOR IN TEAM HISTORY

Since joining the Dolphins in 2009, Wake has compiled four double-digit sack campaigns, eight straight seasons of seven-plus sacks and is **second in team history in all-time career sacks**, behind Hall of Famer Jason Taylor.

DOLPHINS ALL-TIME CAREER SACK LEADERS

RNK	PLAYER	YEARS	SACKS
1.	Jason Taylor	1997-07, 09, 11	131.0
2.	CAMERON WAKE	2009-17	89.5
3.	Bill Stanfill	1969-76	69.5

SUH SACKS

DT Ndamukong Suh has been one of the most disruptive interior defensive linemen in the NFL since he entered the league in 2010.

Since entering the NFL in 2010, Suh is second among all defensive tackles in sacks. **This season, Suh is tied for ninth among defensive tackles with 4.5 sacks.**

Here is a look at how Suh's sacks stack up since he entered the league in 2010:

MOST SACKS BY NFL DEFENSIVE TACKLES (2010-PRESENT)

RNK	PLAYER	TEAMS	SACKS
1.	Geno Atkins	Cin.	59.0
2.	NDAMUKONG SUH	DET./MIA.	51.5
3.	Gerald McCoy	TB	47.5
4.	Jurrell Casey	Ten.	38.0
5.	Aaron Donald	LAR	36.0

STUFFS BY SUH

Not only is **DT Ndamukong Suh** a great interior pass rusher, but the Nebraska product also disrupts rushing plays behind the line of scrimmage. Since he entered the NFL as a first-round pick in 2010, Suh **leads all interior defensive linemen with 52.0 stuffs.** A stuff is defined as any tackle of a ball carrier behind the line of scrimmage during a rushing attempt.

MOST STUFFS BY INTERIOR DEFENSIVE LINEMEN (2010-PRESENT)

RNK	PLAYER	TEAMS	STUFFS
1.	NDAMUKONG SUH	DET./MIA.	52.0
2.	Aaron Donald	STL/LAR	40.5
3.	Kyle Williams	Buffalo	36.5
4.	Geno Atkins	Cincinnati	34.5
5.	Brandon Mebane	Sea./SD/LAC	33.5

SUH CONSISTENTLY MAKES STOPS

DT Ndamukong Suh topped 350 career tackles during the 2016 season. Since he entered the NFL in 2010, **Suh is second among all defensive tackles with 409 total tackles** and his total is fourth among all defensive linemen.

Suh set a new career high and was third among all interior defensive linemen in total tackles in 2016 with 72 (41 solo). He **finished among the top five** in total tackles by an NFL interior defensive linemen for **the third consecutive season.**



“ The guy is amazing. **He teaches me a lot.** When he talks to (Defensive Line) Coach Terrell Williams, they talk about things that I’m just sitting over there (picking their brains) and learning each and every day. I try to get in their business, get in their conversations, see what new techniques they’re learning, and things like that. ”
- DT Davon Godchaux on DT Ndamukong Suh



DEFENSE NOTES

DOLPHINS DEFENSE SHINES ON THIRD DOWN

The Dolphins did something no team has been able to do to the Patriots in the **Bill Belichick** and **Tom Brady** era, and that is to hold them without a third-down conversion. **The last time New England didn't have a third-down conversion was on Sept. 29, 1991 at the Cardinals, when the Patriots were 0-for-6 (0.0 pct.).**

- It was just the fourth time since 1991 the Dolphins have not given up a third-down conversion in a game. The other three occurrences were Oct. 30, 2005 at New Orleans, Nov. 20, 2011 vs. Buffalo and Dec. 18, 2011 at Buffalo.
- **Over the past two games, the Dolphins have held their opponents to 1-of-24 (4.2 pct.) on third down.** The Patriots were 0-of-11 (0.0 pct.) last week and the Broncos were 1-of-13 (7.7 pct.) in Week 13.
- That 4.2 percent conversion rate (1-for-24) allowed by the Dolphins over their last two games **represents the second-lowest by an NFL team over a two-game span in any of the last 40 seasons.** Jets' opponents were 1-for-25 (4.0%) from Dec. 3-13, 2009.

MIAMI DEFENSE SHUTS DOWN BRADY AND CO.

The Dolphins defense held New England to just 20 points and 248 total yards last week. **It was just the second time this season the Patriots have been held to less than 21 points** (19 at Tampa Bay on Oct. 5, 2017).

- **New England's 248 total yards were their lowest output since Jan. 3, 2016,** also in Miami, when they gained 196 yards. Including playoff contests, that is a span of 34 games.
- The Dolphins held New England to 0 points and just 2 total yards in the first quarter. **It's the fourth-fewest yards gained by New England in the first quarter of a game in their franchise's history and fewest since Nov. 10, 1996 at N.Y. Jets.** It's the fewest first-quarter yards allowed by the Dolphins since they limited Houston to 0 in the first quarter on Oct. 25, 2015.

XAVIEN HOWARD'S LAST TWO GAMES

CB Xavien Howard has put together the two best games of his young career in consecutive weeks. In Week 13 vs. Denver, he intercepted two passes and returned one for a touchdown. Last week vs. New England, Howard intercepted two more passes, **giving QB Tom Brady his first multi-interception game since Dec. 6, 2015 vs. Philadelphia.**

- Howard's pick-six vs. Denver was Miami's first interception return for a touchdown since **LB Kiko Alonso** won the San Diego game with a 60-yard interception return for a touchdown on Nov. 13, 2016.
- Howard is **the first cornerback in Dolphins history to have multiple interceptions in consecutive games.**
- He **became the first player to intercept Patriots QB Tom Brady twice in the same game since Indianapolis' Mike Adams** had two interceptions against him on Nov. 16, 2014.
- The interceptions were Howard's third and fourth in his past two games after he did not have an interception in the first 18 regular season games of his career.
- **Howard's five passes defended in Week 13 are tied for the most in an NFL game this season.**
 - L.A. Chargers' **Casey Hayward** had five passes defended on Oct. 1, 2017 vs. Philadelphia.



12 PASSES DEFENSED IN WIN OVER DENVER

Miami's defensive backs were all over Denver's receivers in Week 13, tallying 12 passes defended. **The total is tied for the fourth-most in a game in team history and the team's most since they recorded 12 on Oct. 31, 2010.** The team was led by career highs in passes defended by **CB Xavien Howard** (5) and **CB Bobby McCain** (3). **It was tied for the second-most passes defended by a team in the NFL this season.**

RESHAD GETS INTO THE END ZONE

S Reshad Jones returned a fumble 14 yards for a touchdown in Week 12 at New England. It was the second fumble return for a touchdown for Jones this season. He also had a 38-yard fumble return for a touchdown in Miami's Week 5 win vs. Tennessee. **Jones is the only NFL player to have two fumble returns for touchdowns this season.**

With the touchdown, **Jones moved into sole possession of second place on the Dolphins' all-time defensive touchdown chart.** It was the fifth defensive score of Jones' career:

MOST DEFENSIVE TOUCHDOWNS IN DOLPHINS HISTORY

RNK	PLAYER	YEARS	DEF. TDs
1.	Jason Taylor	1997-07, 09, 11	9
2.	RESHAD JONES	2010-17	5
3.	Dick Anderson	1968-77	4
	Terrell Buckley	1995-99, 2003	4
	Zach Thomas	1996-2007	4

RESHAD NEARS DOLPHINS RECORD

S Reshad Jones has been very active in the offensive backfield throughout his eight-year NFL career. **With 9.5 sacks, he is nearing the Dolphins all-time mark for most career sacks by a defensive back:**

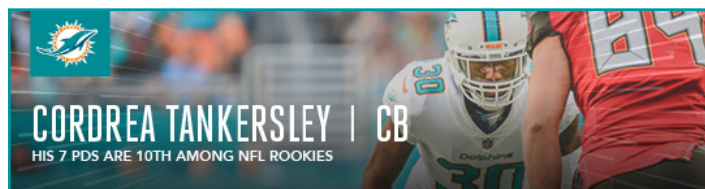
MOST CAREER SACKS BY A DOLPHINS DEFENSIVE BACK

RNK	PLAYER	YEARS	SACKS
1.	Yeremiah Bell	2004-11	11.0
2.	RESHAD JONES	2010-17	9.5
3.	Patrick Surtain	1998-2004	6.5
4.	Liffort Hobley	1987-93	6.0
5.	Jerry Wilson	1996-2000	5.5

ROOKIES PLAYING BIG ROLE ON DEFENSE

The Dolphins have relied heavily on rookies to improve their defense this season. Miami has played seven and started four rookies on defense in the first 12 games of the year. The starters are **CB Cordrea Tankersley** (10 starts), **DT Davon Godchaux** (five), **LB Chase Allen** (two) and **DE Charles Harris** (one). **DT Vincent Taylor, S Maurice Smith** and **DE Cameron Malveaux** have also played snaps with the defense at critical points of various games. Allen, Malveaux and Smith were all undrafted college free agents while the other four were selected by Miami in the 2017 NFL draft.

DOLPHINS ALL-ROOKIE TEAM CANDIDATES





SPECIAL TEAMS NOTES

RIZZI'S UNITS LEAD NFL IN BLOCKED KICKS SINCE 2011

Associate Head Coach/Special Teams Coordinator **Darren Rizzi** was promoted to the special teams coordinator role in 2011 and since then, **the Dolphins are tied for the league lead with 20 total blocked kicks and lead the NFL with 10 blocked punts.** Here is how the Dolphins stack up in both categories entering Week 15:

MOST BLOCKED KICKS IN THE NFL (2011-PRESENT)

RNK	TEAM	PUNT BLK	FG BLK	XP BLK	BLK KICKS
1.	MIAMI DOLPHINS	10	7	3	20
	Oakland Raiders	5	9	6	20
3.	Philadelphia Eagles	7	6	3	16
4.	Arizona Cardinals	1	13	1	15
	Seattle Seahawks	7	6	2	15

MOST BLOCKED PUNTS IN THE NFL (2011-PRESENT)

RNK	TEAM	PUNT BLK
1.	MIAMI DOLPHINS	10
2.	Philadelphia Eagles	7
	Seattle Seahawks	7
	Los Angeles Rams	7
5.	Tampa Bay Buccaneers	6

DOLPHINS TIED FOR SECOND IN THE NFL WITH THREE BLOCKED KICKS THIS SEASON

The Dolphins punt and kick block units have performed well this season as the team has totaled three blocked kicks in 13 games. **DT Vincent Taylor** blocked field goals against the N.Y. Jets in Week 3 and the Baltimore Ravens in Week 8, and **DE Terrence Fede** blocked a punt last week against Denver.

Miami's three blocked kicks are tied for the second-most in the NFL this season. The L.A. Rams have four blocked kicks while Denver and New England also have blocked three kicks.

THE DENNEY STREAK

LS John Denney entered his **13th NFL regular season** this year at 38 years old. Denney has been Miami's long snapper for every game dating back to 2005 - **a consecutive games streak that spans 205 regular season contests.** That streak is the **longest in Dolphins history** and is tied for third-longest among all active NFL players.

MOST CONSECUTIVE GAMES PLAYED IN DOLPHINS HISTORY

RNK	PLAYER	CONS. GP	STREAK
1.	JOHN DENNEY	205*	1ST (2005) - PRESENT
2.	Jason Taylor	130	15th (1999) - 16th (2007)
3.	Jim Langer	128	10th (1970) - 9th (1979)

* active streak

MOST CONSECUTIVE GAMES PLAYED, ACTIVE NFL LEADERS

RNK	PLAYER	TEAM	POS	CONS. GP
1.	Shane Lechler	Oak./Hou.	P	251
2.	Jason Witten	Dallas	TE	232
3.	JOHN DENNEY	MIAMI	LS	205
	Donnie Jones	Mia./STL/Hou./Phi.	P	205

THOMAS LEADS THE NFL IN SPECIAL TEAMS TACKLES SINCE 2014

S Michael Thomas has been one of the NFL's most prolific special teams players since his first full season in the NFL in 2014. **Thomas leads the NFL with 54 special teams tackles since 2014.** Thomas leads the team this season with 11 special teams stops, which is tied for seventh in the league. **He finished the 2016 season tied for the NFL lead with 19 special teams tackles.** In 2015, Thomas was named a first-team All Pro on special teams by Pro Football Focus.

MIAMI'S KICKOFF TEAM IS THE NFL'S BEST

The Dolphins kickoff coverage unit is the best in the NFL as opponents' average starting field position is just the 22.2-yard line following kickoffs, **a full yard better than anybody else in the league.**

PARKEY AMONG AFC'S BEST KICKERS

K Cody Parkey has made quite the impact in his first season with the Dolphins. He has made 15-of-16 (93.8 pct.) field goal attempts, with his lone miss coming from 50 yards. **His field goal percentage is tied for fifth in the NFL and is second in the AFC.**

Parkey doesn't just score points though. **He is the only kicker in the NFL to successfully convert two onside kicks this season.** On kickoffs, **Parkey has helped the Dolphins give their opponent the worst starting field position in the league** as opponents average starting at their own 22.2-yard line following Parkey kickoffs.

PARKEY HITS THE SPOT

Miami signed **K Cody Parkey** after training camp on Sept. 3 to take over placekicking duties, and he has played a big role in the team's victories. Parkey is 13-for-14 (92.9 pct.) in field goal attempts and has made three game-winning kicks this season. In Week 2, his first game with the Dolphins, **he kicked the longest game-winning field goal in team history,** a 54-yarder with 1:05 left to beat the L.A. Chargers. In Week 6, Parkey kicked a game-tying and game-winning field goal in the fourth quarter to win at Atlanta. **It was the first time in Parkey's four-year NFL career he made game-tying and game-winning kicks in the same contest.** Parkey also connected on a 39-yard game-winner with 22 seconds left to beat the N.Y. Jets in Week 7.

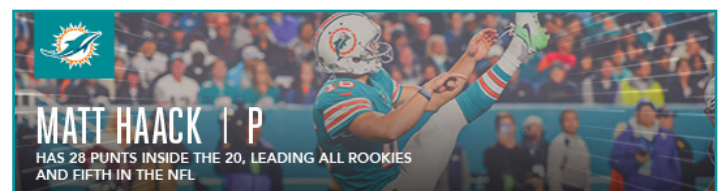
PARKEY FROM LONG RANGE

K Cody Parkey has a track record for being accurate on long kicks. He is 6-for-7 all-time when kicking 50-plus yard field goals and **is the most accurate active NFL kicker on 50-plus yard kicks** (min: 6 att.).

50+ YARD FIELD GOAL PERCENTAGE LEADERS (ACTIVE PLAYERS)

RNK	PLAYER	TEAM	FGM	FGA	PCT
1.	CODY PARKEY	PHI./CLE./MIA.	6	7	85.7
2.	Jake Elliott	Philadelphia	5	6	83.3
3.	Matt Prater	Atl./Den./Det.	43	55	78.2
4.	Stephen Gostkowski	New England	23	30	76.7
5.	Robbie Gould	Chi./NYG/SF	26	34	76.5

DOLPHINS ALL-ROOKIE TEAM CANDIDATE





PRO BOWL 18 VOTE

MIKE PONCEY | C

THREE-TIME PRO BOWL SELECTION (2013-15)

CAMERON WAKE | DE

HAS 18.5 SACKS IN HIS PAST 24 GAMES

NDAMUKONG SUH | DT

FOURTH AMONG AFC DTS WITH 4.5 SACKS

RESHAD JONES | S

ONLY NFL PLAYER W/ 2 FUMBLE RETURN TDs

MICHAEL THOMAS | ST

LEADS NFL WITH 54 SPECIAL TEAMS TACKLES SINCE 2014

CODY PARKEY | K

ONLY NFL PLAYER W/ 2 SUCCESSFUL ONSIDE KICKS

KENNY STILLS | WR

LEADS TEAM WITH 751 RECEIVING YARDS

JARVIS LANDRY | WR

88 RECEPTIONS; 4TH MOST IN TEAM HISTORY



WHAT TO LOOK FOR

LB KIKO ALONSO...

- Has seven interceptions. Needs three interceptions to reach 10 in his career.

DE ANDRE BRANCH...

- Has 159 total tackles. Needs 41 tackles to reach 200 in his career.
- Has 22.5 sacks. Needs 2.5 sacks to reach 25.0 in his career.

QB JAY CUTLER...

- Has 4,831 pass attempts. Needs 169 pass attempts to reach 5,000 in his career.
- Has 34,567 passing yards. Needs 433 passing yards to reach 35,000 in his career.

LS JOHN DENNEY...

- Extending his consecutive games played streak, which currently stands at a franchise-record 205, having played in every game in his 13-year career.

RB KENYAN DRAKE...

- Has one kickoff return touchdown. Needs one kickoff return touchdown to tie for second (Ted Ginn, Jr.) in all-time team history and one kickoff return touchdown to join Mercury Morris (1969-71) as the only Dolphins to return kickoffs for touchdowns in consecutive seasons.

TE ANTHONY FASANO...

- Has 2,195 receiving yards as a Dolphin. Needs 261 receiving yards to surpass Bruce Hardy (2,455) for second place in team history among tight ends.
- Has 24 receiving touchdowns as a Dolphin. Needs two receiving touchdowns to surpass Bruce Hardy (25) and become the team's all-time leader among tight ends.
- Has 296 receptions. Needs four receptions to reach 300 in his career.
- Has 3,262 receiving yards. Needs 238 receiving yards to reach 3,500 in his career.
- Has 36 touchdown receptions. Needs four touchdown receptions to reach 40 in his career.

WR JAKEEM GRANT...

- Has one punt return touchdown. Needs one punt return touchdown to tie the all-time team lead (Freddie Solomon, Tom Vigorito, O.J. McDuffie) and one punt return touchdown to join Freddie Solomon (1975-76) and Tom Vigorito (1981-82) as the only Dolphins to return punts for touchdowns in consecutive seasons.

S RESHAD JONES...

- Has 9.5 sacks. Needs two sacks to surpass Jeremiah Bell (11) and become the team's all-time leader for most sacks by a defensive back.
- Has 634 tackles. Needs 16 tackles to reach 650 in his career.
- Has 18 interceptions. Needs two interceptions to reach 20 in his career.
- Has 44 passes defended. Needs six passes defended to reach 50 in his career.

WR JARVIS LANDRY...

- Has 376 receptions and can extend his NFL record for most receptions in the first four years of a career.
- Has 88 receptions this season. Needs 23 receptions to set a team record for most receptions in a single season.
- Has 745 receiving yards this season. Needs 255 receiving yards to become the first player in Dolphins history with three consecutive 1,000-yard seasons.
- Has 3,796 receiving yards. Needs 204 receiving yards to reach 4,000 for his career.
- Has one punt return touchdown. Needs one punt return touchdown to tie the all-time team lead (Freddie Solomon, Tom Vigorito, O.J. McDuffie).

S T.J. McDONALD...

- Has 19 passes defended. Needs one pass defended to reach 20 in his career.

QB MATT MOORE...

- Has played in 49 games. Needs to play in one game to reach 50 in his career.
- Has 6,938 passing yards. Needs 62 passing yards to reach 7,000 in his career.
- Has 45 passing touchdowns. Needs five passing touchdowns to reach 50 in his career.



TE Julius Thomas has 2,391 career receiving yards and is just 109 yards shy of reaching 2,500



WHAT TO LOOK FOR

WR DeVANTE PARKER...

- Has 1,692 receiving yards. Needs 308 receiving yards to reach 2,000 in his career.
- Has 122 receptions. Needs 28 receptions to reach 150 in his career.
- Has eight receiving touchdowns. Needs two receiving touchdowns to reach 10 in his career.

K CODY PARKEY...

- Has 70 field goals made. Needs five field goals made to reach 75 in his career.

WR KENNY STILLS...

- Has 214 receptions. Needs 36 receptions to reach 250 in his career.

DT NDAMUKONG SUH...

- Has played in 123 games. Needs to play in two games to reach 125 in his career.
- Has 123 starts. Needs two starts to reach 125 in his career.
- Extending his consecutive games started streak, which currently stands at 96, the most by an active NFL defensive tackle.
- Has 28 passes defended. Needs two passes defended to reach 30 in his career.

TE JULIUS THOMAS...

- Has 2,391 receiving yards. Needs 109 receiving yards to reach 2,500 in his career.
- Has 36 receiving touchdowns. Needs four receiving touchdowns to reach 40 in his career.

LB LAWRENCE TIMMONS...

- Has 35.5 sacks. Needs 4.5 sacks to reach 40.0 in his career.
- Has 13 forced fumbles. Needs two forced fumbles to reach 15 in his career.
- Has 12 interceptions. Needs three interceptions to reach 15 in his career.
- Has 45 passes defended. Needs five passes defended to reach 20 in his career.

DE CAMERON WAKE...

- Has recorded 89.5 sacks in his Dolphins career. Needs 3.5 sacks to surpass Jason Taylor (92.5) for most sacks by a Dolphins player in the first nine seasons on the team.
- Has recorded five games with three-plus sacks in his career. Needs one game with three-or-more sacks to move into a tie for first place for the most games with three-plus sacks in franchise history, joining Jason Taylor (six games).
- Has eight sacks this season. Need two sacks to become the 11th player in NFL history (since 1982) and just the third in the past 15 years (John Abraham and Julius Peppers) to record a double-digit sack season at the age of 35 or older.
- Has 14 passes defended. Needs one pass defended to reach 15 in his career.
- Has 21 forced fumbles. Needs four forced fumbles to reach 25 in his career.

RB DAMIEN WILLIAMS...

- Has scored nine touchdowns (three rushing and six receiving). Needs one touchdown for 10 in his career.



WR Jarvis Landry is 23 receptions away from breaking the team's single-season receptions record (110) that he set in 2015.



THE DOLPHINS VS. THE BILLS

A DOLPHINS WIN WOULD...

- Be Miami's third straight victory against Buffalo.
- Mark the team's 16th win in its past 25 regular season games.
- Improve the Dolphins' record to .500 at 7-7.
- Be Miami's seventh win in its past 12 road games. The 7-5 mark would be tied for the sixth-best road record in the NFL over a team's past 12 games.

SERIES HISTORY

REGULAR SEASON (MIAMI LEADS 58-42-1)
POSTSEASON (BUFFALO LEADS 3-1)

DATE	GAME	DATE	GAME
9/18/1966	at Buffalo 58, Miami 24	11/16/1992	Buffalo 26, at Miami 20
11/6/1966	Buffalo 29, at Miami 0	1/17/1993	***Buffalo 29, at Miami 10
11/5/1967	at Buffalo 35, Miami 13	9/26/1993	Miami 22, at Buffalo 13
11/26/1967	at Miami 17, Buffalo 14	10/9/1994	at Buffalo 21, Miami 11
10/12/1968	at Miami 14, Buffalo 14 (tie)	12/4/1994	Buffalo 42, at Miami 31
11/10/1968	Miami 21, at Buffalo 17	10/29/1995	at Miami 23, Buffalo 6
10/26/1969	at Miami 24, Buffalo 6	12/17/1995	at Buffalo 23, Miami 20
11/16/1969	at Buffalo 28, Miami 3	12/30/1995	*at Buffalo 37, Miami 22
10/18/1970	Miami 33, at Buffalo 14	10/13/1996	Miami 21, at Buffalo 7
12/20/1970	at Miami 45, Buffalo 7	12/16/1996	at Miami 16, Buffalo 14
9/26/1971	Miami 29, at Buffalo 14	11/2/1997	at Buffalo 9, Miami 6
11/7/1971	at Miami 34, Buffalo 0	11/17/1997	at Miami 30, Buffalo 13
10/22/1972	at Miami 24, Buffalo 23	9/13/1998	at Miami 13, Buffalo 7
11/5/1972	Miami 30, at Buffalo 16	11/1/1998	at Buffalo 30, Miami 24
10/21/1973	at Miami 27, Buffalo 6	1/2/1999	*at Miami 24, Buffalo 17
11/18/1973	Miami 17, at Buffalo 0	10/4/1999	Buffalo 23, at Miami 18
9/22/1974	Miami 24, at Buffalo 16	11/14/1999	at Buffalo 23, Miami 3
11/17/1974	at Miami 35, Buffalo 28	10/8/2000	at Miami 22, Buffalo 13
10/26/1975	Miami 35, at Buffalo 30	12/3/2000	Miami 33, at Buffalo 6
12/7/1975	at Miami 31, Buffalo 21	11/25/2001	Miami 34, at Buffalo 27
9/13/1976	Miami 30, at Buffalo 21	1/6/2002	at Miami 34, Buffalo 7
12/5/1976	at Miami 45, Buffalo 27	10/20/2002	Buffalo 23, at Miami 10
9/18/1977	Miami 13, at Buffalo 0	12/1/2002	at Buffalo 38, Miami 21
12/17/1977	at Miami 31, Buffalo 14	9/21/2003	at Miami 17, Buffalo 7
9/17/1978	at Miami 31, Buffalo 24	12/21/2003	Miami 20, at Buffalo 3
11/12/1978	Miami 25, at Buffalo 24	10/17/2004	at Buffalo 20, Miami 13
9/2/1979	Miami 9, at Buffalo 7	12/5/2004	Buffalo 42, at Miami 32
10/14/1979	at Miami 17, Buffalo 7	10/9/2005	at Buffalo 20, Miami 14
9/7/1980	at Buffalo 17, Miami 7	12/4/2005	at Miami 24, Buffalo 23
10/19/1980	at Miami 17, Buffalo 14	9/17/2006	Buffalo 16, at Miami 6
10/21/1981	at Buffalo 31, Miami 21	12/17/2006	at Buffalo 21, Miami 0
12/19/1981	at Miami 16, Buffalo 6	11/11/2007	Buffalo 13, at Miami 10
11/21/1982	Miami 9, at Buffalo 7	12/9/2007	at Buffalo 38, Miami 17
12/27/1982	at Miami 27, Buffalo 10	10/26/2008	at Miami 25, Buffalo 16
9/4/1983	Miami 12, at Buffalo 0	12/7/2008	Miami 16, at Buffalo 3 (at Toronto)
10/9/1983	Buffalo 38, at Miami 35 (ot)	10/4/2009	at Miami 38, Buffalo 10
9/17/1984	Miami 21, at Buffalo 17	11/29/2009	at Buffalo 31, Miami 14
10/28/1984	at Miami 38, Buffalo 7	9/12/2010	Miami 15, at Buffalo 10
11/24/1985	Miami 23, at Buffalo 14	12/19/2010	Buffalo 17, at Miami 14
12/22/1985	at Miami 28, Buffalo 0	11/20/2011	at Miami 35, Buffalo 8
10/12/1986	at Miami 27, Buffalo 14	12/18/2011	Miami 30, at Buffalo 23
11/16/1986	Miami 34, at Buffalo 24	11/15/2012	at Buffalo 19, Miami 14
10/25/1987	Buffalo 34, at Miami 31 (ot)	12/23/2012	at Miami 24, Buffalo 10
11/29/1987	at Buffalo 27, Miami 0	10/20/2013	Buffalo 23, at Miami 21
9/11/1988	at Buffalo 9, Miami 6	12/22/2013	at Buffalo 19, Miami 0
11/14/1988	Buffalo 31, at Miami 6	9/14/2014	at Buffalo 29, Miami 10
9/10/1989	Buffalo 27, at Miami 24	11/13/2014	at Miami 22, Buffalo 9
10/29/1989	at Buffalo 31, Miami 17	9/27/2015	Buffalo 41, at Miami 14
9/16/1990	at Miami 30, Buffalo 7	11/8/2015	at Buffalo 33, Miami 17
12/23/1990	at Buffalo 24, Miami 14	10/23/2016	at Miami 28, Buffalo 23
1/12/1991	**at Buffalo 44, Miami 34	12/24/2016	Miami 34, at Buffalo 31 (ot)
9/1/1991	at Buffalo 35, Miami 31		
11/18/1991	Buffalo 41, at Miami 27		
10/4/1992	Miami 37, at Buffalo 10		

* - AFC Wild Card playoff game
** - AFC Divisional game
*** - AFC Championship game

CONNECTIONS

PRO CONNECTIONS

- Dolphins **LB Kiko Alonso** was selected by the Bills in the second round (46th overall) of the 2013 NFL draft. As a rookie in 2013, Alonso started all 16 games and played 100 percent of the Bills defensive snaps, totaling 159 tackles, four interceptions and two sacks. His 159 tackles were third in the NFL that season and first among rookies, and Alonso was honored as the PFWA NFL Defensive Rookie of the Year. He missed the entire 2014 season due to injury.
- Bills **TE Charles Clay** was selected by the Dolphins in the sixth round (174th overall) of the 2011 NFL draft. He played in Miami from 2011-14, totaling 161 receptions for 1,809 yards and 15 touchdowns (one rushing). He had career highs in receptions (69), yards (759) and touchdowns (six receiving, one rushing) in 2013.
- Bills **G Richie Incognito** played for the Dolphins from 2010-13, starting all 55 games that he played in during that span. He was selected to his first career Pro Bowl in 2012.
- Dolphins **TE MarQueis Gray** played in nine games for the Bills from 2014-15, starting five contests and catching nine passes for 120 yards.
- Bills **CB Lafayette Pitts** was signed by the Dolphins as an undrafted free agent after the 2016 NFL draft. He played in nine games in 2016, including the Dolphins playoff game against the Steelers, and spent 2017 training camp with the team.
- Bills **DT Deandre Coleman** played in five games for the Dolphins from 2014-15, tallying four tackles.
- Bills **LB Deon Lacey** spent the 2017 offseason and preseason with the Dolphins.
- Dolphins **Assistant Strength and Conditioning Coach Jim Arthur** served in the same role for the Bills from 2002-04.
- Bills **Assistant General Manager Joe Schoen** spent nine seasons in the Dolphins scouting department from 2008-16. From 2014-16 he served as the director of player personnel.
- Bills **Vice President of Player Personnel Brian Gaine** spent six seasons in the Dolphins scouting department from 2008-13, serving as assistant general manager from 2012-13.
- Bills **Wide Receivers Coach Phil McGeoghan** spent 2012-15 as the assistant wide receivers coach, taking over as wide receivers coach in the middle of the 2015 season, when **WR Jarvis Landry** set a franchise record with 110 receptions.

COLLEGE CONNECTIONS

- Dolphins **C Mike Pouncey** and Bills **WR Deonte Thompson** were both part of the 2007 recruiting class at Florida. The pair played together through the 2010 season, winning the BCS National Championship in 2008.
- Dolphins **S Reshad Jones** and Bills **T Cordy Glenn** played together at Georgia from 2008-09. Glenn started every game he ever played at Georgia, finishing with 50 career starts, tied for the most in Georgia history for an offensive lineman.
- Two Dolphins and three Bills played at Louisville: Dolphins **RB Senorise Perry** (2010-13), **WR DeVante Parker** (2011-14), Bills **LB Preston Brown** (2010-13), **G John Miller** (2011-14) and **C Eric Wood** (2004-08). In 2013, Perry was the Cardinals second-leading rusher (677 yds, 6 TDs), Parker was the leading receiver (885 yds, 12 TDs) and Brown was the leading tackler (94).
- Dolphins **WR Jarvis Landry** (2011-13) and **DT Davon Godchaux** (2014-16) played with Bills **LS Reid Ferguson** (2012-15) and **CB Tre'Davious White** (2013-16) at LSU. In 2016, Godchaux led all Tigers defensive linemen and was fourth overall with 62 tackles, while White led the defense with 14 passes defended.
- Dolphins **T Laremy Tunsil** and Bills **S Trae Elston** played together at Ole Miss from 2013-15. In 2015, both were selected first-team All-SEC and earned All-American honors.
- Dolphins **T Zach Sterup** and Bills **WR Brandon Reilly** played together at Nebraska from 2012-15.
- Dolphins **G Ted Larsen** played with Bills **K Stephen Hauschka** at North Carolina State in 2007.
- Dolphins **S T.J. McDonald** and Bills **CB Shareece Wright** played together at USC from 2009-10. In 2010, McDonald was the Trojans' leading tackler (89) and Wright led the defense in passes defended (six).
- Dolphins **Running Backs Coach Danny Barrett** served as assistant head coach and quarterbacks coach at the University of Buffalo from 2007-09.

HIGH SCHOOL/HOMETOWN CONNECTIONS

- Several Bills players grew up in Florida (high school, hometown): **WR Jeremy Butler** (Booker, Bradenton), **DE Ryan Davis** (Howard W. Blake, Tampa), **FB Patrick DiMarco** (Lake Brantley, Altamonte Springs), **CB Leonard Johnson** (Largo, Clearwater), **LB Matt Milano** (Dr. Phillips, Orlando), **G John Miller** (Miami Central, Miami), **TE Nick O'Leary** (Dwyer, Palm Beach), and **QB Nathan Peterman** (Bartram Trail, Jacksonville).



THE DOLPHINS VS. THE BILLS

SERIES FACTS (TEAM)

MIAMI'S LARGEST MARGIN OF VICTORY:

38 (at Miami 45, Buffalo 7, 12/20/70)

BUFFALO'S LARGEST MARGIN OF VICTORY:

34 (at Buffalo 58, Miami 24, 9/18/66)

CURRENT SERIES STREAK:

Miami 2 (10/23/16-12/24/16)

MIAMI'S LARGEST WIN STREAK:

20 (10/18/70 - 10/14/79)

BUFFALO'S LARGEST WIN STREAK:

6 (10/25/87 - 10/29/89)

MOST POINTS BY MIAMI:

45 (twice, last: at Miami 45, Buffalo 27, 12/5/76)

MOST POINTS BY BUFFALO:

58 (at Buffalo 58, Miami 24, 9/18/66)

MOST POINTS, BOTH TEAMS:

82 (at Buffalo 58, Miami 24, 9/18/66)

FEWEST POINTS BY MIAMI:

0 (four times, last: at Buffalo 19, Miami 0, 12/22/13)

FEWEST POINTS BY BUFFALO:

0 (five times, last: at Miami 28, Buffalo 0, 12/22/85)

FEWEST POINTS, BOTH TEAMS:

12 (at Buffalo 12, Miami 0, 9/4/83)

SERIES SUPERLATIVES

DOLPHINS

RUSHING YARDS:

228, Ricky Williams, at Buffalo, 12/1/02

PASSING YARDS:

422, Dan Marino, at Buffalo, 12/30/95 (AFC Wild Card game)

RECEPTIONS:

15, Chris Chambers, at Miami, 12/4/05

RECEIVING YARDS:

238, Chris Chambers, at Miami, 12/4/05

BILLS

RUSHING YARDS:

203, O.J. Simpson, at Miami, 12/5/76

PASSING YARDS:

419, Joe Ferguson, at Miami, 10/9/83

RECEPTIONS:

11, Andre Reed, at Buffalo, 9/1/91

RECEIVING YARDS:

240, Eric Moulds, at Miami, 1/2/99 (AFC Wild Card game)

DOLPHINS PLAYERS VS. THE BILLS

PLAYER	GP	RECORD	PASSING				
			A-C-I	YDS	PCT	TD	RTG
Jay Cutler	4	2-2	163-99-4	1,200	60.7	5	83.4
Matt Moore	4	3-1	76-42-3	663	55.3	7	98.7
TOTALS	8	5-3	239-141-7	1,863	59.0	12	88.3

PLAYER	GP	ATT	RUSHING				
			YDS	AVG	LG	TD	
Jay Cutler	4	17	87	5.1	18	2	
Kenyan Drake	2	4	56	14.0	45T	1	
Damien Williams	6	11	52	4.7	14	1	
Jarvis Landry	6	7	19	2.7	9	0	
Kenny Stills	5	1	4	4.0	4	0	
Matt Moore	4	4	1	0.3	3	0	
TOTALS	27	44	219	5.0	45T	4	

PLAYER	GP	NO	RECEIVING			
			YDS	AVG	LG	TD
Kenny Stills	5	14	338	24.1	69T	4
Jarvis Landry	6	36	336	9.3	26	1
Anthony Fasano	14	27	295	10.9	22T	4
DeVante Parker	3	10	151	15.1	56T	1
Damien Williams	6	5	94	18.8	44	0
MarQueis Gray	4	1	20	20.0	20	0
A.J. Derby	2	1	5	5.0	5	0
Julius Thomas	1	1	4	4.0	4	0
TOTALS	41	95	1,243	13.1	69T	10

PLAYER	GP	KOR	KICKOFF RETURNS			
			YDS	AVG	LG	TD
Jarvis Landry	6	7	136	19.4	26	0
Jakeem Grant	2	4	100	25.0	41	0
Damien Williams	6	5	81	16.2	31	0
Kenyan Drake	2	1	39	39.0	39	0
Senorise Perry	1	1	21	21.0	21	0
TOTALS	17	18	377	20.9	41	0

PLAYER	GP	PR	PUNT RETURNS			
			YDS	AVG	LG	TD
Jarvis Landry	6	9	86	9.6	19	0
Jakeem Grant	2	3	11	3.7	8	0
TOTALS	8	12	97	8.1	19	0

PLAYER	GP	KICKING						
		FGM	FGA	LG	XP	XPA	KO	TB
Cody Parkey	1	2	2	40	1	1	4	1
TOTALS	1	2	2	40	1	1	4	1



THE DOLPHINS VS. THE BILLS

DOLPHINS PLAYERS VS. THE BILLS

PLAYER	GP	DEFENSE						
		SOLO	ASST	SK	INT	PD	FF	FR
Reshad Jones	11	57	10	2.0	2	7	1	2
Cameron Wake	15	30	11	9.0	0	3	2	0
Michael Thomas	6	19	4	0.0	0	0	1	0
Ndamukong Suh	6	13	10	2.0	0	1	0	0
Lawrence Timmons	4	12	5	1.0	0	0	0	0
Kiko Alonso	3	12	6	0.0	0	0	0	0
Andre Branch	5	11	4	2.5	0	0	1	0
Alterraun Verner	2	9	0	0.0	0	0	0	0
Neville Hewitt	4	9	3	0.0	0	0	0	0
T.J. McDonald	1	5	0	0.0	0	0	0	0
Xavien Howard	1	4	2	0.0	0	1	0	0
Jordan Phillips	3	3	1	1.0	0	0	0	0
Bobby McCain	4	2	0	0.0	0	0	0	0
Walt Aikens	6	1	1	0.0	0	0	0	0
Terrence Fede	3	1	0	0.0	0	0	0	0
TOTALS	74	188	57	17.5	2	12	5	2



WR DeVante Parker caught a 56-yard touchdown pass at Buffalo last year on Dec. 24, 2016.

STATISTICAL LEADERS

CATEGORY	DOLPHINS		BILLS	
	PLAYER	STAT	PLAYER	STAT
Completion Pct.	J. Cutler	64.1	T. Taylor	63.2
Passing Yards	J. Cutler	2,100	T. Taylor	2,090
Passer Rating	J. Cutler	85.4	T. Taylor	88.6
Rushing Yards	J. Ajayi	465	L. McCoy	1,007
Yards Per Carry	K. Drake	4.8	T. Taylor	4.8
Rushing TDs	K. Drake	2	L. McCoy	5
Receptions	J. Landry	88	L. McCoy	48
Receiving Yards	K. Stills	751	C. Clay	389
Receiving TDs	J. Landry	8	A. Holmes	3
Tackles	R. Jones	92	P. Brown	107
Sacks	C. Wake	8.0	S. Lawson	4.0
Interceptions	X. Howard	4	M. Hyde	5
Forced Fumbles	Two tied	2	L. Alexander	3
Special Tms Tcks	M. Thomas	11	L. Alexander	9

HOW THEY COMPARE

DOLPHINS		CATEGORY	BILLS	
STAT	RNK		RNK	STAT
297.9	28	Total Offense	26	298.2
210.5	19	Passing Offense	31	168.1
87.4	29	Rushing Offense	6	130.1
18.2	24	Scoring Offense	23	18.5
29	11t	Sacks Allowed	22	35
32.7	32	Third Down Offense	10	41.1
58.6	8	Red Zone Offense	12	57.6
332.8	16	Total Defense	23	351.2
223.4	14	Passing Defense	17	227.5
109.5	15	Rushing Defense	27	123.7
24.5	26	Scoring Defense	16	22.3
23	28	Sacks	29t	21
34.4	6	Third Down Defense	12	38.5
70.3	32	Red Zone Defense	14	52.3
15	23t	Takeaways	9t	20
23	29	Giveaways	9t	16



THE LAST MEETING

2016 – WEEK 16

DEC. 24, 2016 | ORCHARD PARK, N.Y.
NEW ERA FIELD
ATTENDANCE: 64,690 | TV: CBS

SCORING SUMMARY

MIAMI 34

BUFFALO 31 (OT)

	1	2	3	4	OT	F
Miami	7	7	14	3	3	34
Buffalo	0	7	14	10	0	31

In a game that featured big play after big play, the Dolphins outlasted the Buffalo Bills.

Andrew Franks kicked a 27-yard field goal in the final minute of overtime and the Dolphins defeated the Bills 34-31 at New Era Field. The victory improved the Dolphins record to 10-5 and they clinched a playoff berth with a Kansas City victory over Denver the following day.

The game-winning kick was set up by a 57-yard run by Jay Ajayi on the fourth possession of overtime. Ajayi ended up with 206 rushing yards, his second 200-yard game against Buffalo during the season.

Buffalo had the ball first in overtime and drove to the Dolphins 17-yard line, but two runs lost 10 yards and former Dolphins kicker Dan Carpenter missed a 45-yard field goal attempt.

The teams then traded punts before the Dolphins won it.

The Dolphins forced overtime when Franks made a 55-yard field goal with six seconds left. The kick completed a drive that began with a 39-yard kickoff return by Kenyan Drake and featured a 17-yard completion from Matt Moore to Kenny Stills.

Buffalo took a 31-28 lead with 1:20 left in regulation when quarterback Tyrod Taylor threw a 7-yard touchdown pass to former Dolphins tight end Charles Clay.

This was a game of big plays by both teams, who combined for 1,083 total yards — the highest total in the NFL this season.

Moore threw two touchdown passes, including a 56-yard connection with DeVante Parker, and rookie Kenyan Drake had a 45-yard touchdown run. Jay Ajayi (2-yard run) and Kenny Stills (6-yard reception) had the other touchdowns for the Dolphins. Stills' touchdown was set up by a 44-yard run-and-catch by running back Damien Williams.

SCORING DRIVES

TEAM	QTR	TIME	PLAY (EXTRA POINT) (DRIVE INFO)	MIA	BUF
Dolphins	1	6:24	J.Ajayi 2 yd. run (A.Franks kick) (9-72, 4:13)	7	0
Dolphins	2	13:34	K.Drake 45 yd. run (A.Franks kick) (4-64, 1:55)	14	0
Bills	2	5:06	S.Watkins 38 yd. pass from T.Taylor (D.Carpenter kick) (6-79, 2:45)	14	7
Dolphins	3	12:05	D.Parker 56 yd. pass from M.Moore (A.Franks kick) (5-70, 2:55)	21	7
Bills	3	6:46	L.McCoy 19 yd. run (D.Carpenter kick) (10-77, 5:19)	21	14
Dolphins	3	3:14	K.Stills 6 yd. pass from M.Moore (A.Franks kick) (6-75, 3:32)	28	14
Bills	3	1:12	C.Clay 18 yd. pass from T.Taylor (D.Carpenter kick) (4-78, 2:02)	28	21
Bills	4	5:51	D.Carpenter 28 yd. Field Goal (11-54, 4:24)	28	24
Bills	4	1:20	C.Clay 7 yd. pass from T.Taylor (D.Carpenter kick) (10-89, 2:40)	28	31
Dolphins	4	0:06	A.Franks 55 yd. Field Goal (6-24, 1:14)	31	31
Dolphins	5	0:47	A.Franks 27 yd. Field Goal (7-77, 3:13)	34	31

GAME STATISTICS

RUSHING (Att-Yds-TD):

Miami: J. Ajayi 32-206-1, K. Drake 4-56-1, J. Landry 1-0, M. Moore 1-(-1).
Buffalo: L. McCoy 24-128-1, M. Gillislee 11-91, T. Taylor 12-60, J. Felton 1-1, R. Bush 1-(-8).

PASSING (A-C-Y-TD-I):

Miami: M. Moore 30-16-233-2-1.
Buffalo: T. Taylor 39-26-329-3-0.

RECEIVING (Rec-Yds-TD):

Miami: D. Parker 4-85-1, K. Stills 3-35-1, J. Landry 3-29, D. Williams 2-51, D. Sims 2-10, M. Gray 1-20, J. Ajayi 1-3.
Buffalo: C. Clay 8-85-2, S. Watkins 7-154-1, L. McCoy 5-17, R. Woods 3-43, J. Felton 2-14, M. Goodwin 1-16.

SACKS (Sk-Yds):

Miami: C. Wake 1-12, J. Jones 1-0.
Buffalo: None.

INTERCEPTIONS (Int-Yds):

Miami: None.
Buffalo: C. White 1-0.

FORCED FUMBLES:

Miami: M. Thomas 1.
Buffalo: None.

FUMBLE RECOVERIES (No-Yds):

Miami: None.
Buffalo: None.


TEAM STATS

	MIA	BUF
First Downs	22	30
Rushing	12	14
Passing	10	15
Penalty	0	1
3rd-Down Efficiency	5 for 12	8 for 18
4th-Down Efficiency	0 for 0	1 for 2
Total Net Yards	494	589
Total Net Plays	68	90
Average Gain	7.3	6.5
Net Yards Rushing	261	272
Rushes	38	49
Yards per Rush	6.9	5.6
Net Yards Passing	233	317
Completed - Attempted	16-30	26-39
Yards per Pass Play	7.8	7.7
Sacked - Yards Lost	0-0	2-12
Had Intercepted	1	0
Punts - Average	5-207-41.4	4-169-42.3
Return Yardage	105	77
Punts - Return Yards	2-25	1-23
Kickoffs - Return Yards	2-80	3-54
Interceptions - Return Yards	0-0	1-0
Penalties - Yards	2-15	5-35
Fumbles - Lost	0-0	1-0
Red-Zone Efficiency	2 for 3	3 for 5
Goal-to-Go Efficiency	2 for 3	1 for 1
Time of Possession	33:40	40:33



MIAMI DOLPHINS 2017 DRAFT CLASS

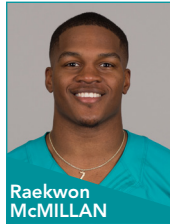
Rd 1 // Pick 22



**Charles
HARRIS**

Missouri // DE
6-3 // 260


Rd 2 // Pick 54



**Raekwon
McMILLAN**

Ohio State // LB
6-2 // 243

Rd 3 // Pick 97



**Cordrea
TANKERSLEY**

Clemson // CB
6-1 // 200

Rd 5 // Pick 164



**Isaac
ASIATA**

Utah // G
6-3 // 323

Rd 5 // Pick 178



**Davon
GODCHAUX**

LSU // DT
6-4 // 299

Rd 6 // Pick 194



**Vincent
TAYLOR**

Oklahoma State // DT
6-3 // 310

Rd 7 // Pick 237



**Isaiah
FORD**

Virginia Tech // WR
6-2 // 195

MIAMI DOLPHINS 2017 UNDRAFTED ROOKIE CLASS



**Chase
ALLEN**

Southern Illinois // LB
6-4 // 241



**Matt
HAACK**

Arizona State // P
6-1 // 185




**Malcolm
LEWIS**

Miami (Fla.) // WR
5-10 // 190




**Cameron
MALVEAUX**

Houston // DE
6-6 // 270



**Torry
McTYER**

UNLV // CB
6-0 // 195



**Drew
MORGAN**

Arkansas // WR
6-0 // 193




**De'Veon
SMITH**

Michigan // RB
5-11 // 228



**Eric
SMITH**

Virginia // T
6-5 // 300



**Maurice
SMITH**

Georgia // S
6-0 // 195



HARD ROCK STADIUM MODERNIZATION



Hard Rock Stadium is a global entertainment destination that encompasses art, culture, some of the best food in the region, diversity, an elevated fan experience and the best Miami has to offer. The venue serves as home to the Miami Dolphins, University of Miami football team, Orange Bowl, Super Bowl LIV and the 100th anniversary of the NFL, College Football Playoff Semifinals, major concerts, international soccer and a host of world-class events. This multi-purpose, open-air complex is in the midst of a multi-year, \$500 million renovation to enhance the fan experience. The modernization is being privately funded by Stephen Ross.



#ARTUNEXPECTED

Goldman Global Arts and the Miami Dolphins collaborated to transform Hard Rock Stadium into a vibrant, monumental public art experience. Highlighting 18 artists from ten countries, the landmark mural project looks to create an artistic legacy and cement Hard Rock Stadium as an iconic, world class, cultural venue of Miami.

The collection at Hard Rock Stadium is one of the world's largest street art museums, curated by Goldman Global Arts. The exceptional line-up of international artists brings a variety of techniques and styles together to create a jaw-dropping tapestry of urban art contained in a single location.





HARD ROCK STADIUM MODERNIZATION

NEW SEATING PRODUCTS

Hard Rock Stadium's modernization included doubling unique seating experiences from 8 to 16. Some of the newest seating products include:


The 72 Club: The 598 seats in the 72 Club take the premium seating experience to another level. It's the most luxurious seating experience in all of South Florida sports and entertainment. Seats are double-padded, have 11 inches more legroom and are located at midfield. At any point in-game, guests are able to walk on the field on their way to a private club designed by the Rockwell Group.



Living Room Boxes: Hard Rock Stadium created four-person private Living Room Boxes. Located on the 35-yard line and within the Atos Club presented by Dell EMC and Ford Field Clubs in the end zones, Living Room Boxes are the biggest, most comfortable seats in the stadium. These boxes give guests the ability to watch replays and highlights on their own private screens.

Hyundai Club: The Hyundai Club is a club located between the 30-yard lines on the north side that offers wider, padded seats. The club is designed by the Rockwell Group.

Corner Terraces: The 100 level Corner Terraces provide a unique social experience where guests can watch the game from a high-top table and comfortable swivel chairs. Corner Terraces provide guests the enjoyment of sitting with family or friends without being confined to a row of seats.



PHASE I

Phase I of the project that was completed for the 2015 season changed every seat in the stadium, rebuilt the concourses on the 100 and 300 levels, reduced capacity from 76,018 to 64,767, moved seats 25 feet closer to the field on the north and south sidelines, introduced five new premium spaces and allowed fans to enjoy improved food, enhanced concourses and 16 new restroom facilities throughout the venue.

Hard Rock Stadium's renovation stands apart in enhancing every fan experience. In delivering a new caliber of luxury, Phase I introduced The NINE hosted by Aston Martin Residences Miami, The 72 Club, the Hyundai Club, Ford Field Club and the Atos Club presented by Dell EMC.

For the everyday fan, new seating experiences debuted in the corner terraces, providing a unique social experience where guests watch the game from a half-round table and comfortable swivel chairs. Corner Terraces provide guests the enjoyment of sitting with family or friends without being confined to a row of seats.

The NINE hosted by Aston Martin Residences Miami: The NINE hosted by Aston Martin Residences Miami are nine open-air suites between the 30-yard lines that connect to a private club designed by the Rockwell Group. The NINE offers the best view of the field with the convenience of a private club.





HARD ROCK STADIUM MODERNIZATION

PHASE II

For the 2016 season, a state-of-the-art canopy was installed that keeps as many as 92 percent of fans in the shade and protected from the rain along with four giant high-definition video boards.

On Aug. 17, 2016, the Miami Dolphins christened the second phase of the renovation with a landmark 18-year naming rights agreement with Hard Rock International to name the newly renovated facility Hard Rock Stadium.

Video Boards

- Four 1,472-inch screens in each corner of the stadium for a total of 22,400 sq. ft. – the largest in the AFC East (compared to 12,000 total square footage in old stadium).
- A total of 18 million LEDs will showcase game day on the boards.
- High-definition picture positioned for easy sightlines for every fan.

Miami Dolphins
TOTAL: 22,400 SQ. FT.



NEW YORK JETS
TOTAL: 14,160 SQ. FT.



BUFFALO BILLS
TOTAL: 12,253 SQ. FT.



NEW ENGLAND PATRIOTS
TOTAL: 11,306 SQ. FT.



SHADE CANOPY

- Shades approximately 92 percent of fans (increase from 17 percent in old stadium).
- The shade canopy is approximately 626,000 square feet [14.37 acres] and is comprised of 17,000 tons of steel.
- Covering the remainder of the canopy area [94,000 square feet] immediately adjacent to the ocular over the field is a translucent material called ETFE. This material provides supplemental light in the bowl while reducing solar heat.
- Four spires rise an additional 200 feet above the roof surface achieving a total height of 357 feet from the ground. Several steel cables secured at the top of each spire will be extended to the roof to provide additional structural support. Cable diameters range between 3.5" to 5.5" in diameter.

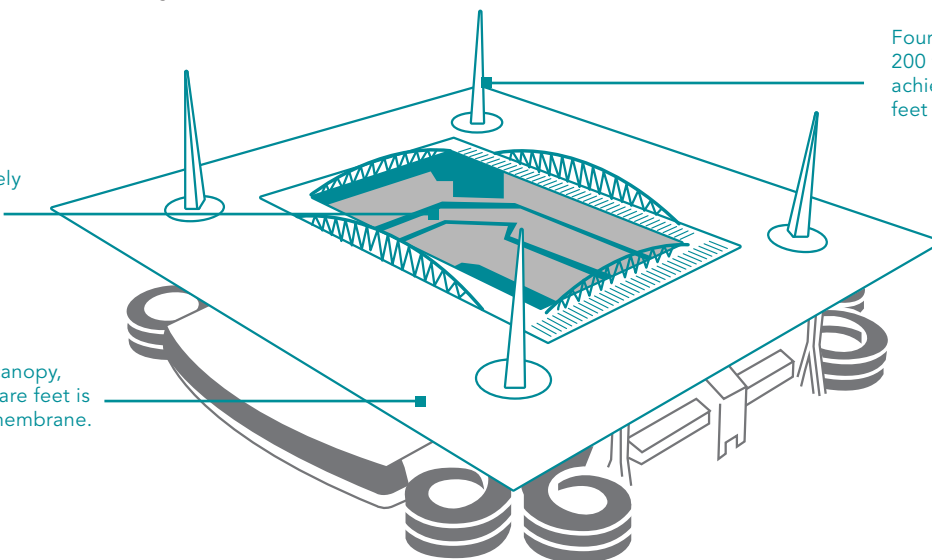
FIELD FACTS

- First team in the NFL to use Paspalum Platinum (shorter versions are Platinum TE or TE). The TE species works well in warm climates with growth not hindered in shade.
- Texture: Courser, thicker grass
- Feel: TE is thicker and lusher so there is a difference in feel and cushion in footing
- Sustainability: More shade tolerance
- Growth: TE grows aggressively and requires less nitrogen in the fertilizer than Bermuda.
- Color Variation: TE is a lighter green shade.

Shades approximately 92 percent of fans (increase from 17 percent currently).

The main area of canopy, some 530,000 square feet is a single ply TPO membrane.

Four Spires rise an additional 200 feet above the roof surface achieving a total height of 357 feet from the ground





HARD ROCK STADIUM MODERNIZATION

ALL NEW BANKUNITED CLUB LEVEL

The 2017 renovation brought additional luxury to the midsection of the stadium, renovating the BankUnited Club Level.

- Hard Rock Stadium's 147 suites were completely renovated during the 2016-2017 offseason. These suites offer luxury and comfort in the ultimate setting to watch any event.
- Suites vary in size from 10 seats up to 50 seats offering air conditioning and NFL Sunday Ticket, multi-feed sound systems, refrigerators, ice-makers and private telephone services.
- Suite attendants provide personal service in each suite during the games. Centerplate caters the suites with a wide-variety of food and beverages from which to choose.

New in 2017, Hard Rock Stadium features Theatre Boxes on the BankUnited Club Level. These 4-6 person individual boxes are located in a shared suite environment with inclusive food and beverage. Hard Rock Stadium also debuted four new corner clubs, – including the new UHealth, University of Miami Health System Cornerstone Club – giving suite members access to the corner's interior space and bar.



PHASE III

Unveiled in 2017 are remodeled, modernized suites throughout the stadium offering a more intimate club space on the BankUnited Club Level with improved amenities and food, as well as the addition of theatre boxes and four new corner clubs.

Phase III of the renovation brought new party terraces on the 300 level of Hard Rock Stadium. These party terraces have a bar that services guests on the concourse, as well as a double-sided bar with awesome views of the field. Each corner includes two semi-private spaces that each can hold up to 100 people – creating a new experience for a total of 800 guests per event. The Dolphins additionally have made a commitment to donate a party terrace of 100 military tickets each game to local troops serving our country.

Throughout Phase III of the renovation, the exterior of the facility saw enhancements in the redesign of the parking lots and landscaping.

A NEW LUXURY PARTNERSHIP

Hard Rock Stadium has attracted world-renowned iconic brands to the space, including a great partnership with Aston Martin Residences Miami. Luxury real estate company G&G Business Developments and the Miami Dolphins announced a long-term partnership to rename The NINE hosted by Aston Martin Residences at 300 Biscayne Boulevard Way.

During the Phase III renovations, The NINE also received new teak flooring, enhancing the most luxurious atmosphere in sports to create the feel of watching a game from the back of a yacht.





MIAMI DOLPHINS IN THE COMMUNITY



WR Kenny Stills meets with members of the Fort Lauderdale High School football team

KENNY STILL'S NAMED MIAMI DOLPHINS NOMINEE FOR WALTER PAYTON NFL MAN OF THE YEAR

Miami, FL – The Miami Dolphins announced Kenny Stills as the team's nominee for the WALTER PAYTON NFL MAN OF THE YEAR AWARD. Representing the best of the NFL's commitment to philanthropy and community impact, Stills was selected as the Dolphins' Man of the Year and is now eligible to win the national award. Considered one of the League's most prestigious honors, the Walter Payton NFL Man of the Year Award recognizes an NFL player for outstanding community service activities off the field as well as excellence on the field.

Three of the nominees will be selected as finalists for the national award, renamed in 1999 after the late Hall of Fame Chicago Bears running back WALTER PAYTON. Finalists will be announced in January 2018. The winner will be announced in Minneapolis at NFL Honors, a two-hour primetime awards special to air nationally on Feb. 3, the night before Super Bowl LII, from 8-10 PM (ET and PT) on NBC.

Stills has become a pioneer among NFL players in addressing societal issues. In 2016, he worked with the Miami Dolphins and Ross Initiative in Sports for Equality (RISE) to host a town hall meeting that brought influential local leaders together with law enforcement to discuss actionable steps that could be taken to address issues of racial inequality and unite the community. Items that came from this meeting included a police ride along program and COMMUNITY tailgates, which bring local student-athletes, coaches, parents, community leaders, law enforcement and military personnel together at every Dolphins home game. Stills has used his platform this season to help inspire other NFL players to host similar programs in their local communities to enhance the relationship between citizens and law enforcement. This resulted in five teams joining the effort and hosting their own ride alongs in their cities – encouraging dialogue and displaying the teamwork that unites communities and their NFL teams directly to youth in the area. In addition, multiple teams have expressed similar plans to host law enforcement related events in their respective communities.

Additionally, since joining the Dolphins prior to the 2016 season, the wide out has attended far and away more community events put on by the team than any other player on the roster. Dolphins Head Coach Adam Gase recently said, "On any Tuesday, if you try to get a hold of him, you're going to have to wait until five or six o'clock because he's doing community stuff all day. I've been impressed with how he's made himself available, how much he tries to do." His efforts extend beyond this season, as he earned the team's 2016 Nat Moore Community Service Award, given each year to a Miami Dolphins player recognized for his involvement in the South Florida community.

On the field, Stills is coming off a career year where he was tied for sixth in the NFL with nine receiving touchdowns in 2016. Also a leader on the field and in the locker room, his teammates voted him as one of the team's captains for the 2017 season. Through six games, he leads the team and is tied for seventh in the NFL with four receiving touchdowns.

Stills has made it his mission to use his platform as a professional football player to give back not only to his community, but inspires other colleagues throughout the league to work to make a change as well in their markets. He embodies both the on- and off-field elements that Walter Payton exemplified.

The Dolphins have had three players win the award (Dwight Stephenson, Dan Marino and Jason Taylor). Miami is one of only seven teams to have had three or more winners of the award.

Starting in Week 14, the Walter Payton NFL Man of the Year trophy silhouette will appear in uniform elements to further recognize past award winners and current nominees. Stills will wear a Man of the Year helmet decal through the end of the season, in recognition of his accomplishments on and off the field.

Five hundred thousand dollars will be donated in the name of the 2017 winner. \$250,000 will be donated to the winner's charity of choice and \$250,000 will be donated in his name to expand Character Playbook across the country. The two other finalists will each receive a \$100,000 donation to their charity of choice and a \$100,000 donation in their names to expand Character Playbook. All other 29 nominees will receive a \$50,000 donation to their charity of choice and an additional \$50,000 donation in their name to expand Character Playbook. All donations are courtesy of the NFL Foundation and United Way Worldwide.

The NFL announced last month a [Super Bowl Ticket Giveaway](#), a new initiative this season to surprise fans across the country with an invitation to attend Super Bowl LII in Minnesota. As a Man of the Year nominee, Stills received two Super Bowl LII tickets to give away to community heroes.

To learn more about Stills' nomination, visit NFL.com/manoftheyear.



MIAMI DOLPHINS IN THE COMMUNITY



The V Foundation is teaming up with the Miami Dolphins, Sylvester Cancer Center and ESPN

THE V FOUNDATION TEAMS UP WITH THE MIAMI DOLPHINS, SYLVESTER COMPREHENSIVE CANCER CENTER AND ESPN FOR VICTORY OVER CANCER

Cary, N.C. – The V Foundation for Cancer Research, a top-rated cancer research charity founded by ESPN and Jim Valvano, is pleased to announce a collaboration with the Miami Dolphins, Sylvester Comprehensive Cancer Center at the University of Miami and ESPN to support important cancer research.

“Much of our support at the V Foundation is for athletes, teams, leagues and fans,” said Susan Braun, CEO of the V Foundation. “This program with the Dolphins and the NFL helps the V Foundation expand our reach, funding life-saving research. Each day, we follow Jim Valvano’s legendary words, ‘don’t give up . . . don’t ever give up!’”

The Dolphins are proud to host the Dolphins Cancer Challenge (DCC), with a mission to improve people’s lives through financial support for innovative cancer research at South Florida’s only academic-based cancer center – Sylvester. Since its inception, the DCC has raised more than \$22.5 million, donating 100 percent of participant-raised funds to research. The DCC continues to solidify its position as the largest event fundraiser in the NFL.

Through the new partnership, the DCC will contribute \$100,000 to the V Foundation during the month of December. The funds will be matched by the V Foundation for an Early Career Investigator grant to be awarded at Sylvester Comprehensive Cancer Center. The partnership will bring V Foundation resources to the South Florida-area to fund an emerging researcher in the Dolphins’ community.

“We’re proud of the work we have done in the South Florida community to raise critical funds for cancer research,” Dolphins Cancer Challenge Executive Director Jennifer Jehn said. “The DCC is committed to funding researchers and specialists to discover, develop and deliver more targeted therapies leading to the best patient outcomes. This grant will fund an early career researcher at Sylvester who is committed just as we are at the Dolphins to tackling cancer.”

To highlight the collaboration, ESPN’s Monday Night Countdown on Dec. 11 featured video from a recent Dolphins practice, where a cancer patient, a survivor and their doctor from Sylvester Comprehensive Cancer Center met with Dolphins players and ESPN commentators, Sean McDonough and Lisa Salters.

“Sylvester and the Miami Dolphins have had a deepening partnership for years, to raise much-needed cancer research dollars that directly benefit our community,” said Stephen D. Nimer, M.D., director of Sylvester. “We are extremely grateful for the involvement of the V Foundation, and its support in helping recognize and enhance the work of one of our most promising young investigators. This support advances our field in ways that help us serve our patients.”

The Dolphins initiative will fund a V Foundation Early Career Investigator grant to support a young tenure-track researcher early in her/his career by funding projects that are either laboratory-based fundamental research or translational research.

During December, the V Foundation’s blog, In Their Own Words, will feature content related to Sylvester’s investigator grant and the collaboration between the V Foundation, the Miami Dolphins and ESPN.

“Pairing up the V Foundation with the Dolphins and Sylvester Comprehensive Cancer Center in the fight against cancer was a natural choice,” said Kevin Martinez, ESPN’s Vice President of Corporate Citizenship. “Our viewers will be excited to see the V Foundation is making an impact in local NFL communities.”

The Dolphins join the Kansas City Chiefs as the second NFL team to help advance the V Foundation’s goal of achieving victory over cancer.

Follow the V Foundation on [Twitter](#), [Facebook](#) and [Instagram](#) to see more from the collaboration. For more information about the V Foundation, its grant program, or to donate, please visit www.jimmyv.org.



MIAMI DOLPHINS IN THE COMMUNITY



The Miami Dolphins donated football equipment to Hollywood Hills High School

MIAMI DOLPHINS SURPRISE HOLLYWOOD HILLS HIGH SCHOOL FOOTBALL TEAM WITH EQUIPMENT DONATION

Miami, FL – The Miami Dolphins surprised the Hollywood Hills High School football team with gym and football equipment. Dolphins players Isaiah Ford, Malcolm Lewis, Raekwon McMillan and Eric Smith, Dolphins Youth Programs Manager and alumnus Troy Drayton and cheerleaders Holly and Jodi were on hand for the event. The donated equipment included running sleds, foam rollers, heavy bags, medicine balls, ropes and hurdles.

"It's an incredible opportunity for us to give back," McMillan said. "These guys, they go out and they put in hard work, and we're trying to show them that giving respect to your coach and paying your dues gets you the opportunity to have things like this happen for your program."

The Spartans football team had an opportunity to visit a Dolphins practice, meet with current players and have lunch provided by Wendy's last week. Prior to the Dolphins vs. Patriots Monday Night Football matchup on Dec. 11, the Hollywood Hills squad was featured as the team of the week and stood on the field for the national anthem.

The Hollywood Hills football team this season also is participating in the Ross Initiative in Sports for Equality (RISE) Leadership Program. The RISE Leadership Program is designed to empower sports administrators, coaches and athletes to be leaders in discussing and addressing matters of racism, prejudice, diversity and inclusivity within their teams, schools and communities. The multifaceted program increases awareness, builds skills and creates safe spaces to have difficult conversations. Participants learn about the history of race and sports, the power of sports to drive change and how they can become leaders in improving race relations. Founded in 2015 by Miami Dolphins owner Stephen M. Ross, RISE is a nonprofit organization dedicated to harnessing the unifying power of sports to improve race relations and drive social progress.



WR Malcolm Lewis helps surprise the Hollywood Hills High School football team with an equipment donation



LB Raekwon McMillan talks with the Hollywood Hills High School football team



MIAMI DOLPHINS IN THE COMMUNITY



(L-R) K Cody Parkey, T.D., Cheerleader Etta, WR Kenny Stills and Cheerleader Alexandra at Baptist Children's Hospital

MIAMI DOLPHINS VISIT BAPTIST CHILDREN'S HOSPITAL

Miami, FL – Miami Dolphins players Ted Larsen, Cody Parkey and Kenny Stills, cheerleaders Alexandra and Etta and mascot T.D. spent their day off last week visiting patients at Baptist Children's Hospital.

"Each year, we look forward to the Miami Dolphins visiting the children at our hospital," Baptist Hospital and Baptist Children's Hospital Chief Executive Officer Bo Boulenger said. "The players, cheerleaders and T.D bring such joy to our patients and families -- a memory they will never forget."

The group distributed Baskets of Hope filled with toys, games, craft items, stuffed animals, gift cards and Wendy's items that include footballs, pens and coloring books to the patients to brighten their day. Wendy's is a supporting partner of this hospital visit.

"I'm very honored to be here. It's cool to see the smile on these kids face. If we can brighten their day at all, it makes it worth it for us," Parkey said. "It's our off day, but we try to use our influence in a positive way. I try to do as much as I can in the community, especially being from South Florida, I feel like it's heavy on my heart to give back to the community as much as I can. But it's awesome being here – it's just as uplifting for us as it is for some of the kids."

The Dolphins through the years have had numerous visits to Baptist Children's Hospital, with more than two dozen players, cheerleaders and mascot T.D. visiting more than 200 patients in that time.



T.D. visits with a child at the Baptist Children's Hospital



K Cody Parkey and WR Kenny Stills visited kids at the Baptist Children's Hospital



MIAMI DOLPHINS IN THE COMMUNITY



DE Terrence Fede and DT Davon Godchaux register to vote

MIAMI DOLPHINS ANNOUNCE TEAM HAS A COMPLETE ROSTER OF REGISTERED VOTERS

Miami, FL – The Miami Dolphins announced that in conjunction with the Drum Major Institute (<http://www.drummajorinst.org/>), every player on the roster has completed paperwork to become a registered voter. The initiative started in June when the Dolphins hosted Martin Luther King III and Bill Wachtel of the Drum Major Institute at practice to start the voter registration process.

The voter registration success comes on the heels of an announcement by Miami Dolphins Owner Stephen Ross and the team's players of the creation of a yearly fund for advocacy and social justice programs. The fund will provide financial support and amplify programs centered on community engagement, education and justice reform.



DT Ndamukong Suh reviews paperwork to register to vote



RB Kenyan Drake poses with Bill Wachtel (left) and Martin Luther King III (right)



MIAMI DOLPHINS IN THE COMMUNITY

MIAMI DOLPHINS COLLABORATE WITH FACEBOOK & ASBN TO LIVE STREAM HIGH SCHOOL FOOTBALL GAMES ACROSS MIAMI-DADE AND BROWARD COUNTIES

Miami, Fla. – The Miami Dolphins announced they are working with Facebook and ASBN to become the first NFL team to live stream high school football games on the social platform. The games, featuring teams from Miami-Dade and Broward counties, will be available to people on Watch, Facebook’s new platform for shows. Fans can add these games to their watchlist by following the [Miami Dolphins High School Live Show Page](#).

Prior to kickoff, the Dolphins also will stream “The Audible: Football Fridays,” a 30-minute program hosted by former Dolphins Kim Bokamper and Joe Rose. The social and interactive show promotes high school football in both counties, talks about the upcoming Dolphins game and is available on Facebook, Periscope and YouTube. The show’s earlier announced slate of games now features five rescheduled matchups due to Hurricane Irma.

The first streamed contest featured Deerfield Beach High School vs. St. Thomas Aquinas High School on Friday, Oct. 6 at 7 p.m. ET. Those tuning into the broadcast will hear analysis and discussion from correspondents and audience interaction will be encouraged via live chats.

“By working with Facebook and ASBN, the Miami Dolphins are once again proving to be innovative adaptors by bringing football and technology together,” Miami Dolphins Senior Vice President of Communications & Community Affairs Jason Jenkins said. “This program will further our mission of celebrating youth football in South Florida and now bring the stories of these coaches, players and teams to a national audience.”

MIAMI DOLPHINS HIGH SCHOOL LIVE & “THE AUDIBLE: FOOTBALL FRIDAYS” SCHEDULE

DATE	TIME	GAME	LOCATION
10/6	7 p.m.	Deerfield Beach at St. Thomas Aquinas	St. Thomas Aquinas
10/13	7 p.m.	American Heritage at Cardinal Gibbons	Cardinal Gibbons
10/20	7 p.m.	Miami Northwestern vs. Miami Central	Traz Powell Stadium
10/27	7 p.m.	Miramar at Western	Western
11/3	7 p.m.	Miramar at St. Thomas Aquinas	St. Thomas Aquinas



Joe Rose and Kim Bokamper host The Audible: Football Friday and were joined by Dolphins CB Jordan Lucas and SVP of Alumni Relations and Dolphins alumni Nat Moore



DOLPHINS RADIO

CEFALO, GRIESE, ROSE AND BOKAMPER RETURN ON MIAMI DOLPHINS RADIO NETWORK IN 2017

On May 19, 2016, the Miami Dolphins announced a multi-year radio broadcast rights partnership with Miami's Sportsradio 560 WQAM, with the station becoming the official English flagship radio partner of the franchise. In addition, all Dolphins games are simulcast on KISS 99.9 FM "South Florida's NEW Country" and feature expanded pre-, halftime and postgame shows. The games also can be heard on Dolphins.com and throughout South and Central Florida on a variety of stations that make up the Miami Dolphins Radio Network.

The Dolphins previously had their games broadcast on Miami's Sportsradio 560 WQAM during the 1997-2004 and 2007-09 seasons.



As part of the agreement, Sportsradio 560 WQAM has the English radio broadcast rights for all preseason, regular season and playoff games. Dolphins fans who tune into Miami's Sportsradio 560 WQAM have the opportunity to listen to live broadcasts of Head Coach Adam Gase's day-after-game press conferences and "Dolphins Friday," a day of Dolphins-centric content on the station featuring interviews with players, coaches and team executives. Additionally, CBS Radio Miami promotes Miami Dolphins Foundation and community initiatives across multiple platforms.



Bob Griese, Joe Rose and Jimmy Cefalo



The preseason English radio broadcast team on Sportsradio 560 WQAM consists of three Dolphins alumni in the booth. Former wide receiver Jimmy Cefalo handles the play-by-play duties with former tight end Joe Rose and, for select games, former Hall of Fame defensive end Jason Taylor providing the game analysis. During the regular season, Cefalo and Rose are joined by former Hall of Fame quarterback Bob Griese serving as an analyst with former Dolphins Pro Bowl linebacker/defensive end Kim Bokamper reporting from the sidelines.



Univision Deportes Radio 1140 AM is the Dolphins official Spanish radio broadcast partner for all preseason, regular season and playoff games. Raul Striker Jr. handles play-by-play duties with Eduardo Martell as a color analyst. WQBA 1140 AM additionally airs a pregame show and postgame show.

The following is a list of radio stations on The Miami Dolphins Radio Network in 2017 (as of printing):

2017 MIAMI DOLPHINS RADIO NETWORKS

LOCATION	NETWORK	LOCATION	NETWORK
Fort Lauderdale	WQAM 560 AM	Miami	KISS 99.9 FM
Fort Lauderdale	KISS 99.9 FM	Miami	WQBA 1140 AM
Fort Lauderdale (Spanish)	WQBA 1140 AM	Orlando	ESPN 580 AM
Fort Myers	WRXK 96.1 FM	Port St. Lucie	WPSL AM 1590
Key West	WKWF 1600 AM	West Palm Beach	ESPN 106.3 FM
Miami	WQAM 560 AM	West Palm Beach	ESPN Deportes 760 AM (Spanish)
Miami	WQAM 560 AM	West Palm Beach	ESPN Deportes 760 AM (Spanish)



HALL OF FAME DEFENSIVE END/LINEBACKER JASON TAYLOR

Defensive end Jason Taylor was elected to the Pro Football Hall of Fame on Feb. 4, 2017 and inducted into the Hall of Fame on Aug. 5, 2017.

JASON TAYLOR BY THE NUMBERS

- 2** One of two Dolphins defenders to be elected to the Hall of Fame, joining Nick Buoniconti.
- 3** First-team All-Pro selections (2000, 2002, 2006). He also earned a second-team All-Pro selection in 2001.
- 5** One of five Dolphins to be elected to the Hall of Fame in his first year of eligibility, joining Don Shula, Dan Marino, Jim Langer and Paul Warfield.
- 6** Pro Bowl selections in his career (2000, 2002, 2004-07).
- 6** Number of double-digit sack seasons in his 15-year NFL career.
- 9** Touchdowns scored in his career - all with Miami. Six were scored via fumble return and the other three were on interception returns. It's the highest number of touchdowns in NFL history by a player who was primarily a defensive lineman or linebacker.
- 10** One of 10 defensive linemen to ever be elected to the Hall of Fame in his first year of eligibility, joining Joe Greene, Deacon Jones, Bob Lilly, Gino Marchetti, Merlin Olsen, Warren Sapp, Bruce Smith, Randy White and Reggie White.
- 11.5** The most number of career sacks he had on an individual quarterback, New England's Tom Brady.
- 26** Number of multi-sack games in his 15-year NFL career.
- 29** Number of opponent fumble recoveries in his career, tying the NFL record with Jim Marshall.
- 30** Total number of teams he recorded at least 0.5 sack against in his career. The only two teams he didn't record a sack against were Kansas City and the New York Giants.
- 70** Total number of different quarterbacks that he sacked in his 15-year NFL career.
- 99** Total passes defended, the most by an NFL defensive lineman since the stat became official in 1994.
- 139.5** Total number of sacks in his 15-year NFL career, which is a Dolphins team record and ranks No. 7 in NFL history.
- 2006** The year he won the NFL's Defensive Player of the Year award when he recorded 13.5 sacks, nine forced fumbles, two fumble recoveries and two interceptions.
- 2007** The year he won the NFL's Walter Payton Man of the Year Award, the only league honor that recognizes both on-field and off-field contributions.





DEPTH CHART

OFFENSE								
POS	NO	NAME (GP/GS)	NO	NAME (GP/GS)	NO	NAME (GP/GS)	NO	NAME (GP/GS)
WR	10	Kenny Stills (13/13)	88	Leonte Carroo (12/0)				
LT	67	Laremy Tunsil (13/13)	79	Sam Young (7/3)				
LG	62	Ted Larsen (5/5)						
C	51	Mike Pouncey (13/13)	64	Jake Brendel (13/0)				
RG	74	*Jermon Bushrod (10/10)	68	Isaac Asiata (0/0)				
RT	77	Jesse Davis (13/7)	71	Zach Sterup (3/0)				
TE	89	Julius Thomas (13/11)	80	Anthony Fasano (13/5)	48	MarQueis Gray (13/0)	85	A.J. Derby (9/1)
QB	6	Jay Cutler (11/11)	8	*Matt Moore (4/2)	9	David Fales (1/0)		
RB	26	*D. Williams (11/4) - OR -	32	Kenyan Drake (13/3)	34	Senorise Perry (13/0)	38	De'Veon Smith (2/0)
WR	14	Jarvis Landry (13/13)						
WR	11	DeVante Parker (10/9)	19	Jakeem Grant (13/0)				























DEFENSE						
POS	NO	NAME (GP/GS)	NO	NAME (GP/GS)	NO	NAME (GP/GS)
DE	50	Andre Branch (12/12)	90	<u>Charles Harris (13/1)</u>	78	Terrence Fede (13/0)
DT	93	Ndamukong Suh (13/13)	56	* <u>Davon Godchaux (12/5)</u>		
DT	97	Jordan Phillips (10/8)	96	<u>Vincent Taylor (11/0)</u>		
DE	91	Cameron Wake (13/13)	75	<u>Cameron Malveaux (2/0)</u>		
LB	47	Kiko Alonso (13/13)	46	Neville Hewitt (3/0)		
LB	59	<u>Chase Allen (13/2)</u>	45	Mike Hull (13/3)		
LB	94	Lawrence Timmons (11/11)	44	Stephone Anthony (5/0)		
CB	30	* <u>Cordrea Tankersley (10/10)</u>	28	Bobby McCain (13/5)	35	Walt Aikens (13/0)
CB	25	Xavien Howard (13/13)	42	Alterraun Verner (13/1)	33	<u>Torry McTyer (4/0)</u>
S	20	Reshad Jones (13/13)	31	Michael Thomas (13/2)		
S	22	T.J. McDonald (5/5)	21	Jordan Lucas (8/0)		

SPECIAL TEAMS								
POS	NO	NAME (GP/GS)	NO	NAME (GP/GS)	NO	NAME (GP/GS)	NO	NAME (GP/GS)
K	1	Cody Parkey (13/0)						
P	16	<u>Matt Haack (13/0)</u>						
KO	1	Cody Parkey (13/0)	16	<u>Matt Haack (13/0)</u>				
H	16	<u>Matt Haack (13/0)</u>						
LS	92	John Denney (13/0)						
KOR	19	Jakeem Grant (13/0)	32	Kenyan Drake (13/3)	26	*Damien Williams (11/4)	34	Senorise Perry (13/0)
PR	19	Jakeem Grant (13/0)	32	Kenyan Drake (13/3)				

*Underlined players are rookies
* Did not play last week due to injury*



PROJECTED CONTRIBUTORS: OFFENSE

QB 6		JAY CUTLER 6-3 231 VANDERBILT <ul style="list-style-type: none"> • LAST GAME: vs. New England (12/11): 25-of-38, 263 yds., 3 TDs. • Has posted four games with 100+ rating this year. • Completed multiple TD passes in six of his past seven games. • His 226 career TD passes are ninth among active NFL quarterbacks. 	MATT MOORE 6-3 219 <ul style="list-style-type: none"> • Threw for 282 yards in the second half of Week 11, the fourth-most in a second half in Dolphins history. • Second in NFL with 118.8 passer rating in the red zone in 2016 (min. 6 attempts). 	
RB 26		DAMIEN WILLIAMS 5-11 224 OKLAHOMA <ul style="list-style-type: none"> • LAST GAME: vs. New England (12/11): Inactive due to injury. • Made first career start in Week 9 and scored on 10 yd. receiving TD. • Set career highs in rushing (78) and longest rush (69 yds.) in Week 11. • Has more receiving yards (733) than rushing yards (477) in his career. 	SENRORISE PERRY 6-0 210 <ul style="list-style-type: none"> • Recorded a safety in week 13 after falling on Denver's Isaiah McKenzie in the end zone on punt coverage. • Partially blocked a punt in Week 2 at L.A. Chargers. • Has 18 career special teams tackles. 	
RB 32		KENYAN DRAKE 6-1 211 ALABAMA <ul style="list-style-type: none"> • LAST GAME: vs. New England (12/11): 25 att. for 114 yds.; 5 rec. for 79 yds. • Has rushed for 100+ yards in two straight games. • Leads the NFL with 334 total scrimmage yards in the last two weeks. • Tied for the NFL lead with three carries of 40+ yards this season. 	LEONTE CARROO 6-1 215 <ul style="list-style-type: none"> • Set career highs in Week 8 with six receptions for 48 yards (8.0 avg.). • Caught first career touchdown on a 15-yard reception vs. San Francisco on 11/27/16. • Selected in the third round of the 2016 NFL draft. 	
WR 14		JARVIS LANDRY 5-11 208 LSU <ul style="list-style-type: none"> • LAST GAME: vs. New England (12/11): 8 rec. for 46 yds. and 2 TDs. • Has 376 career receptions, most in NFL history in first four years of a career. • Tied for second in the NFL with 88 receptions this season. • Already has a career high this year with eight receiving TDs. 	JAKEEM GRANT 5-7 169 <ul style="list-style-type: none"> • Caught his first career TD pass last week vs. New England. • Shifted from slot to outside receiver in 2017. • Recorded the first five catches of his career this year. 	
WR 10		KENNY STILL 6-1 196 OKLAHOMA <ul style="list-style-type: none"> • LAST GAME: vs. New England (12/11): 2 rec. for 18 yds. • Had 154 receiving yards in the 2nd half of Week 11, third-most in team history. • Ranks in NFL's top 20 in receiving yards, receiving avg. and receiving TDs. • Second in the NFL with a 16.3 receiving avg. since 2013. 	DeVANTE PARKER 6-3 212 LOUISVILLE <ul style="list-style-type: none"> • LAST GAME: vs. New England (12/11): 4 rec. for 40 yds. • Is third on the team with 454 receiving yards in just 10 games. • Has the seventh-most career receiving yards (1,692) among players entering NFL in 2015 or later. 	
WR 11		DeVANTE PARKER 6-3 212 LOUISVILLE <ul style="list-style-type: none"> • LAST GAME: vs. New England (12/11): 4 rec. for 40 yds. • Is third on the team with 454 receiving yards in just 10 games. • Has the seventh-most career receiving yards (1,692) among players entering NFL in 2015 or later. 	ANTHONY FASANO 6-4 258 <ul style="list-style-type: none"> • Among all-time Dolphins tight ends leaders, he is second in TDs (24), third in receptions (186) and third in receiving yds. (2,195). • Started 81 games in 5 seasons with Miami (2008-12, 2017). • Played in 51 consecutive games dating back to 2014. 	
TE 89		JULIUS THOMAS 6-5 262 PORTLAND STATE <ul style="list-style-type: none"> • LAST GAME: vs. New England (12/11): 2 rec. for 11 yds. • Is third among tight ends with 36 TD receptions since 2013. • Has caught a pass in all 34 games he's played from 2015-17. • Is fourth on the team in receptions (39) and receiving yards (373). 	MarQUEIS GRAY 6-4 263 <ul style="list-style-type: none"> • Recorded his first pass attempt in Week 5 and first rushing attempt since 2013 in Week 9. • Has played in 58 career games with 14 starts for Cleveland (2013), Minnesota (2014), Buffalo (2014-15) and Miami (2016-17). 	
LT 67		LAREMY TUNSIL 6-5 318 MISSISSIPPI <ul style="list-style-type: none"> • LAST GAME: vs. New England (12/11): Started at left tackle. • Became first player in team history to start at least one game at both guard and tackle in his rookie season in 2016. • Allowed just 1.5 sacks in 14 games as a rookie in 2016. 	SAM YOUNG 6-8 306 <ul style="list-style-type: none"> • Spent the past two seasons (2016-17) as Miami's "swing tackle." • Started three straight games at right tackle. • Played in 73 career games with 17 starts. 	
LG 62		TED LARSEN 6-3 320 NC STATE <ul style="list-style-type: none"> • LAST GAME: vs. New England (12/11): Started at left guard. • Made his Dolphins debut in Week 10 after returning from injured reserve. • An 8-year NFL veteran who has played in 106 career games with 69 starts. • Signed as an unrestricted free agent on March 10, 2017. 	JAKE BRENDEL 6-4 299 <ul style="list-style-type: none"> • Has played in all 13 games this season. • Second-year player who appeared in one game in 2016. • Went undrafted in 2016 from UCLA, where he became the school's all-time leader in games started (52). 	
C 51		MIKE POUNCEY 6-5 298 FLORIDA <ul style="list-style-type: none"> • LAST GAME: vs. New England (12/11): Started at center. • Went 26 consecutive games without allowing a full sack until Week 12, a span that began on Sept. 27, 2015. • Three-time Pro Bowl selection (2013-15) 	JESSE DAVIS 6-6 321 IDAHO <ul style="list-style-type: none"> • LAST GAME: vs. New England (12/11): Started at right guard. • Started games at right guard (3), left guard (2) and right tackle (2) this year. • Is one of only five players in Dolphins history to start at three positions on the offensive line in a season and the only first-year player to do so. 	
RG 74		JERMON BUSHROD 6-5 318 TOWSON <ul style="list-style-type: none"> • LAST GAME: vs. New England (12/11): Inactive due to injury. • Played in 134 career games with 122 starts. • Has not allowed a sack in his past 12 games. • Two-time Pro Bowl selection (2011 and 2012). 		
RT 77		JESSE DAVIS 6-6 321 IDAHO <ul style="list-style-type: none"> • LAST GAME: vs. New England (12/11): Started at right guard. • Started games at right guard (3), left guard (2) and right tackle (2) this year. • Is one of only five players in Dolphins history to start at three positions on the offensive line in a season and the only first-year player to do so. 		



PROJECTED CONTRIBUTORS: DEFENSE

DE 91



CAMERON WAKE | 6-3 | 263 | PENN STATE

- **LAST GAME:** vs. New England (12/11): 1 QBH.
- Second among all undrafted players in career sacks (89.5).
- Since Week 6 of 2016, he is tied for third in the NFL in sacks (18.5).
- Five-time Pro Bowl selection (2010, 2012-14, 2016).

DT 93



NDAMUKONG SUH | 6-4 | 305 | NEBRASKA

- **LAST GAME:** vs. New England (12/11): 3 tackles (2 solo), 1 sack, 1 PD.
- Leads all interior linemen with 52.0 stuffs since entering the NFL in 2010.
- Second among all interior linemen with 51.5 sacks since 2010.
- Five-time Pro Bowl selection (2010, 2012-14, 2016).

DT 97



JORDAN PHILLIPS | 6-6 | 335 | OKLAHOMA

- **LAST GAME:** vs. New England (12/11): 1 solo tackle, 1 sack, 1 QBH.
- Has two sacks and four TFL in his past four games.
- Recorded sacks in Weeks 13 and 14, the first two-game sack streak of his career.

DE 50



ANDRE BRANCH | 6-5 | 263 | CLEMSON

- **LAST GAME:** vs. New England (12/11): Played but did not record stats.
- Has 58 tackles (34 solo), 8.5 sacks, 17 QBHs, 1 FF and 11 TFLs since being inserted as a starter in Week 6 last year.
- Second on the team with 4.0 sacks this year.

LB 47



KIKO ALONSO | 6-3 | 239 | OREGON

- **LAST GAME:** vs. New England (12/11): 7 tackles (5 solo), 1 QBH.
- Has forced two fumbles this season, both of which the Dolphins recovered.
- Tied for ninth in the AFC with 90 total tackles (62 solo) this season.
- Moved from middle linebacker to outside linebacker in 2017.

LB 59



CHASE ALLEN | 6-3 | 250 | SOUTHERN ILLINOIS

- **LAST GAME:** vs. New England (12/11): 3 tackles (1 solo).
- First Dolphins rookie free agent to start season opener since 1970 (LB Doug Swift) and one of three to start season openers in NFL this year.
- Was a three-year starter at Southern Illinois (2013-16).

LB 94



LAWRENCE TIMMONS | 6-1 | 242 | FLORIDA STATE

- **LAST GAME:** vs. New England (12/11): 5 tackles (4 solo).
- One of just three active players with at least 30 career sacks and 10 INTs.
- Recorded the 1,000th tackle of his career in Week 10 at Carolina.
- One Pro Bowl selection (2014).

CB 30



CORDREA TANKERSLEY | 6-1 | 196 | CLEMSON

- **LAST GAME:** vs. New England (12/11): Inactive due to injury.
- His 7 PD are the fourth-most by a rookie in team history.
- Deflected QB Matt Ryan's pass that resulted in game-ending interception by S Reshad Jones in Week 6 win at Atlanta.

CB 25



XAVIEN HOWARD | 6-1 | 198 | BAYLOR

- **LAST GAME:** vs. New England (12/11): 2 INTs, 3 PDs.
- Is only cornerback in team history with back-to-back multiple INT games.
- His 5 PD in Week 13 were tied for the most by an NFL player this season.
- In Week 13 he became first Dolphins CB to record a pick-six since 2014.

S 20



RESHAD JONES | 6-1 | 223 | GEORGIA

- **LAST GAME:** vs. New England (12/11): 7 tackles (3 solo), 1 PD.
- Is the only NFL player with 2 fumbles returned for touchdowns this season.
- Only safety in the NFL this year with at least 60 tackles, two INTs and three FRs.
- One Pro Bowl selection (2015).

S 22



T.J. McDONALD | 6-2 | 223 | USC

- **LAST GAME:** vs. New England (12/11):
- Has led the team in tackles in two of the five games he has played.
- Recorded his first Dolphins interception in Week 14 in the first quarter.
- Signed as an unrestricted free agent on March 31, 2017.

TERRENCE FEDE | 6-4 | 267

DE 78



- Recorded the second blocked punt of his career last week vs. Denver.
- Had 1 QBH in Week 13 vs. Denver.
- Recorded two tackles (one solo) in Week 12 at New England.

CHARLES HARRIS | 6-3 | 250

DT 90



- Recorded his first career sack on critical third down in the fourth quarter of Week 5 win vs. Tennessee.
- Has drawn four holding penalties this year.
- First-round draft pick (22nd overall) out of Missouri.

DAVON GODCHAUX | 6-3 | 305

DE 56



- His 34 tackles (21 solo) are second-most this season among NFL rookie defensive linemen.
- Forced the first fumble of his career in Week 5 vs. Tennessee.
- Fifth-round pick (178th overall) in 2017.

MIKE HULL | 6-0 | 232

LB 45



- Started the first three games of the season.
- Totaled 19 tackles (12 solo) in his three starts, which led the team in that span.
- Tied for 3rd on team with 5 special teams tackles this year.

STEPHONE ANTHONY | 6-3 | 245

LB 44



- Saw his first defensive action for the Dolphins in Week 11 vs. Tampa Bay.
- Had five tackles (four solo) in Week 13.
- Acquired from New Orleans for a 2018 fifth-round pick on Sept. 19, 2017.

ALTERRAUN VERNER | 5-10 | 187

CB 42



- Made his first start for the Dolphins last week.
- Played in 123 career games with 71 starts for Tennessee (2010-13), Tampa Bay (2014-16) and Miami (2017).
- Selected to the Pro Bowl following the 2013 season.

BOBBY McCAIN | 5-11 | 192

CB 28



- Has two INTs this year, one off Tom Brady (Week 12) and the other off Josh McCown (Week 7) to set up game-winning field goal.
- Primarily a nickel/slot cornerback.
- Played in all 45 games of his NFL career with 17 starts.

MICHAEL THOMAS | 5-11 | 195

S 31



- Leads the NFL with 54 special teams tackles since 2014.
- Leads team with 11 special teams stops this season.
- Tied for the NFL lead with 19 special teams tackles in 2016.



2017 MIAMI DOLPHINS TRANSACTIONS (as of December 12, 2017)

DATE	POS.	PLAYER/COACH	TRANSACTION	DATE	POS.	PLAYER/COACH	TRANSACTION
January 10	LB	Lamin Barrow	Signed to futures contract	May 5	DE	Cameron Malveaux	Signed as Undrafted College Free Agent
January 10	CB	Daniel Davie	Signed to futures contract	May 5	DE	Praise Martin-Oguike	Signed as Undrafted College Free Agent
January 10	G/T	Jesse Davis	Signed to futures contract	May 5	CB	Torry McTyler	Signed as Undrafted College Free Agent
January 10	QB	Brandon Doughty	Signed to futures contract	May 5	WR	Drew Morgan	Signed as Undrafted College Free Agent
January 10	RB	Storm Johnson	Signed to futures contract	May 5	WR	Francis Owusu	Signed as Undrafted College Free Agent
January 10	LB	Deon Lacey	Signed to futures contract	May 5	DE	Joby Saint Fleur	Signed as Undrafted College Free Agent
January 10	DE	Arthur Miley	Signed to futures contract	May 5	RB	De'Veon Smith	Signed as Undrafted College Free Agent
January 10	TE	Chris Pantale	Signed to futures contract	May 5	T	Eric Smith	Signed as Undrafted College Free Agent
January 10	RB	Senorise Perry	Signed to futures contract	May 5	S	Maurice Smith	Signed as Undrafted College Free Agent
January 10	T	Terry Poole	Signed to futures contract	May 5	WR	Damore'ea Stringfellow	Signed as Undrafted College Free Agent
January 10	DE	Julius Warmsley	Signed to futures contract	May 5	LB	Raekwon McMillan	Signed (D2, '17)
January 10	LB	Brandon Watts	Signed to futures contract	May 5	CB	Cordrea Tankersley	Signed (D3, '17)
January 12	DT	Lawrence Okoye	Signed to futures contract	May 5	G	Isaac Asiata	Signed (D5a, '17)
January 12		Matt Burke	Named Defensive Coordinator	May 5	DT	Vincent Taylor	Signed (D6, '17)
January 19		Darren Rizzi	Promoted to Associate Head Coach/Sp. Teams Coord.	May 5	WR	Isaiah Ford	Signed (D7, '17)
January 19		Chris Kuper	Promoted to Assistant Offensive Line Coach	May 11	RB	Damien Williams	Signed Restricted Free Agent Tender
January 19		Frank Bush	Named Assistant Head Coach/Linebackers Coach	May 16	DT	Davon Godchaux	Signed (D5b, '17)
February 10		Josh Grizzard	Named Offensive Quality Control	May 24	DE	Charles Harris	Signed (D1, '17)
February 10		Andre Carter	Named Assistant Defensive Line Coach	June 8	WR	Mitch Mathews	Signed as FA
February 10		Chris Foerster	Promoted to Run Game Coord./Offensive Line Coach	July 21	RB	De'Veon Smith	Placed on Active/Physically Unable to Perform List
February 16	DE	Mario Williams	Released	July 21	T	Eric Smith	Placed on Active/Physically Unable to Perform List
February 16	DT	Earl Mitchell	Released	July 25	CB	Alterraun Verner	Signed as FA
February 16	CB	Ifo Ekpre-Olomu	Waived	July 25	LB	Koa Misi	Placed on Reserve/Injured List
February 18	DE	Cameron Wake	Signed Contract Extension	July 27	WR	Rashawn Scott	Placed on Active/Physically Unable to Perform List
February 21	LS	Winston Chapman	Signed as FA	July 27	S	Reshad Jones	Placed on Active/Non-Football Injury List
March 8	CB	Lafayette Pitts	Placed Exclusive Rights Tender	July 27	T	Avery Young	Placed on Active/Non-Football Injury List
March 8	C/G	Anthony Steen	Placed Exclusive Rights Tender	July 27	RB	De'Veon Smith	Activated from Active/Physically Unable to Perform List
March 8	LB	Mike Hull	Placed Exclusive Rights Tender	July 27	T	Eric Smith	Activated from Active/Physically Unable to Perform List
March 8	TE	Thomas Duarte	Placed Exclusive Rights Tender	July 30	WR	Jordan Westerkamp	Signed as FA
March 8	WR	Kenny Stills	Re-Signed	July 30	LB	Lamin Barrow	Waived/Injured
March 9	LB	Kiko Alonso	Placed First Round Restricted Free Agent Tender	Aug. 2	S	Reshad Jones	Activated from Active/Non-Football Injury List
March 9	RB	Damien Williams	Placed Original Round Restricted Free Agents Tender	Aug. 4	T	Kwayde Miller	Signed as FA
March 9	S	Michael Thomas	Placed Original Round Restricted Free Agents Tender	Aug. 4	T	Avery Young	Activated from Active/Non-Football Injury List
March 9	DE	Nick Williams	Restructured Contract	Aug. 5	T	Terry Poole	Waived
March 9	TE	Julius Thomas	Acquired by Miami in Trade (Jax.)	Aug. 5	G	Isame Faciane	Signed as FA
March 9	T	Branden Albert	Traded (Jax.)	Aug. 7	QB	Jay Cutler	Signed as FA
March 9	TE	Anthony Fasano	Signed as UFA (Ten.)	Aug. 7	DE	Arthur Miley	Waived
March 9	S	Reshad Jones	Signed Contract Extension	Aug. 12	LB	Junior Sylvestre	Signed as FA
March 10	DE	Andre Branch	Re-Signed	Aug. 12	QB	Ryan Tannehill	Placed on Reserve/Injured List
March 10	LS	John Denney	Re-Signed	Aug. 15	WR	Trey Griffey	Signed as FA
March 10	S	Isa Abdul-Quddus	Waived/Failed Physical	Aug. 15	T	Sean Hickey	Signed as FA
March 10	LB	Lawrence Timmons	Signed as UFA (Pit.)	Aug. 15	WR	Rashad Lawrence	Signed as FA
March 10	S	Nate Allen	Signed as UFA (Oak.)	Aug. 15	T	Kwayde Miller	Waived
March 10	DE	William Hayes	Acquired by Miami in Trade (LAR)	Aug. 15	WR	Francis Owusu	Waived/Injured
March 10	C/G	Ted Larsen	Signed as UFA (Chi.)	Aug. 15	WR	Jordan Westerkamp	Waived/Injury Settlement
March 16	G/T	Jermon Bushrod	Re-Signed	Aug. 18	WR	Isaiah Ford	Waived/Injured
March 21	LB	Kiko Alonso	Signed Contract Extension	Aug. 18	WR	Francis Owusu	Waived/Injury Settlement
March 22	T	Avery Young	Signed as FA	Aug. 19	LB	Rey MauaLuga	Signed as FA
March 22	CB	Daniel Davie	Waived/Non-Football Injury	Aug. 26	C/G	Kraig Urbik	Released/Injury Settlement
March 31	S	T.J. McDonald	Signed as UFA (LAR)	Sept. 2	S	T.J. McDonald	Signed contract extension
March 31	DE	Dion Jordan	Waived/Failed Physical	Sept. 2	CB	Tony Lippett	Placed on Reserve/Injured List
April 5	QB	David Fales	Signed as FA	Sept. 2	LB	Raekwon McMillan	Placed on Reserve/Injured List
April 13	TE	Thomas Duarte	Signed Exclusive Rights Tender	Sept. 2	S	T.J. McDonald	Placed on Reserve/Suspended List
April 13	CB	Lafayette Pitts	Signed Exclusive Rights Tender	Sept. 2	WR	Rashawn Scott	Placed on Reserve/Physically Unable to Perform List
April 17	LB	Mike Hull	Signed Exclusive Rights Tender	Sept. 2	DE	Nick Williams	Released
April 17	C/G	Anthony Steen	Signed Exclusive Rights Tender	Sept. 2	T	Sam Young	Released
April 17	S	Michael Thomas	Signed Restricted Free Agent Tender	Sept. 2	LB	Neville Hewitt	Waived/Injured
April 27	DE	Charles Harris	Selected in NFL draft - D1, '17	Sept. 2	LB	Brandon Watts	Waived/Injured
April 28	LB	Raekwon McMillan	Selected in NFL draft - D2, '17	Sept. 2	LS	Winston Chapman	Waived
April 28	CB	Cordrea Tankersley	Selected in NFL draft - D3, '17	Sept. 2	P	Matt Darr	Waived
April 29	G	Isaac Asiata	Selected in NFL draft - D5a, '17	Sept. 2	QB	Brandon Doughty	Waived
April 29	DT	Davon Godchaux	Selected in NFL draft - D5b, '17	Sept. 2	TE	Thomas Duarte	Waived
April 29	DT	Vincent Taylor	Selected in NFL draft - D6, '17	Sept. 2	G	Isame Faciane	Waived
April 29	WR	Isaiah Ford	Selected in NFL draft - D7, '17	Sept. 2	QB	David Fales	Waived
May 1	T	Ja'Wuan James	Team Exercises Fifth-Year Option	Sept. 2	WR	Trey Griffey	Waived
May 5	LB	Chase Allen	Signed as Undrafted College Free Agent	Sept. 2	S	A.J. Hendy	Waived
May 5	P	Matt Haack	Signed as Undrafted College Free Agent	Sept. 2	T	Sean Hickey	Waived
May 5	CB	Larry Hope	Signed as Undrafted College Free Agent	Sept. 2	CB	Larry Hope	Waived
May 5	WR	Malcolm Lewis	Signed as Undrafted College Free Agent	Sept. 2	RB	Storm Johnson	Waived



2017 MIAMI DOLPHINS TRANSACTIONS (as of December 12, 2017)

DATE	POS.	PLAYER/COACH	TRANSACTION	DATE	POS.	PLAYER/COACH	TRANSACTION
Sept. 2	LB	Deon Lacey	Waived	Dec. 4	DE	Jonathan Woodard	Signed to practice squad
Sept. 2	WR	Rashad Lawrence	Waived				
Sept. 2	WR	Malcolm Lewis	Waived				
Sept. 2	CB	Jordan Lucas	Waived				
Sept. 2	DE	Cameron Malveaux	Waived				
Sept. 2	DE	Praise Martin-Oguike	Waived				
Sept. 2	WR	Mitch Mathews	Waived				
Sept. 2	WR	Drew Morgan	Waived				
Sept. 2	DT	Lawrence Okoye	Waived				
Sept. 2	TE	Chris Pantale	Waived				
Sept. 2	CB	Lafayette Pitts	Waived				
Sept. 2	DE	Joby Saint Fleur	Waived				
Sept. 2	RB	De'Veon Smith	Waived				
Sept. 2	WR	Damore'ea Stringellow	Waived				
Sept. 2	LB	Junior Sylvestre	Waived				
Sept. 2	DE	Julius Warmesley	Waived				
Sept. 2	T	Avery Young	Waived				
Sept. 3	K	Cody Parkey	Acquired from waivers (Cle.)				
Sept. 3	LB	Justin March-Lillard	Acquired from waivers (K.C.)				
Sept. 3	K	Andrew Franks	Waived				
Sept. 3	LB	Trevor Reilly	Waived				
Sept. 3	QB	Brandon Doughty	Signed to practice squad				
Sept. 3	TE	Thomas Duarte	Signed to practice squad				
Sept. 3	T	Sean Hickey	Signed to practice squad				
Sept. 3	WR	Malcolm Lewis	Signed to practice squad				
Sept. 3	CB	Jordan Lucas	Signed to practice squad				
Sept. 3	DE	Cameron Malveaux	Signed to practice squad				
Sept. 3	WR	Drew Morgan	Signed to practice squad				
Sept. 3	RB	De'Veon Smith	Signed to practice squad				
Sept. 4	C/G	Ted Larsen	Placed on Reserve/Injured List				
Sept. 4	T	Sam Young	Signed as FA				
Sept. 4	DT	Gabe Wright	Signed to practice squad				
Sept. 4	LB	Trevor Reilly	Signed to practice squad				
Sept. 19	LB	Lawrence Timmons	Placed on Reserve/Suspended by Club List				
Sept. 19	LB	Stephone Anthony	Acquired by Miami in Trade (NO)				
Sept. 26	LB	Lawrence Timmons	Reinstated				
Sept. 26	LB	Justin March-Lillard	Waived				
Oct. 3	T	Eric Smith	Placed on Reserve/Injured List				
Oct. 3	CB/S	Jordan Lucas	Signed to active roster from practice squad				
Oct. 3	WR	Kolby Listenbee	Signed to practice squad				
Oct. 9		Chris Foerster	Resigned				
Oct. 9	LB	Neville Hewitt	Signed to practice squad				
Oct. 9	LB	Trevor Reilly	Released from practice squad				
Oct. 11		Dave DeGuglielmo	Named Senior Offensive Assistant				
Oct. 24	CB	Byron Maxwell	Released				
Oct. 24	QB	David Fales	Signed as FA				
Oct. 31	RB	Jay Ajayi	Traded to Philadelphia				
Oct. 31	WR	Rashawn Scott	Activated off Reserve/Physically Unable to Perform List				
Oct. 31	S	Nate Allen	Placed on Reserve/Injured List				
Oct. 31	C/G	Anthony Steen	Placed on Reserve/Injured List				
Nov. 4	C/G	Ted Larsen	Activated off Reserve/Injured List				
Nov. 8	T	Zach Sterup	Signed off Cleveland's practice squad				
Nov. 11	S	T.J. McDonald	Activated from Reserve/Suspended by Commissioner List				
Nov. 11	T	Ja'Wuan James	Placed on Reserve/Injured List				
Nov. 18	RB	De'Veon Smith	Signed to active roster from practice squad				
Nov. 18	LB	Rey Mauluga	Waived				
Nov. 20	RB	De'Veon Smith	Waived				
Nov. 22	LB	Neville Hewitt	Signed to active roster from practice squad				
Nov. 22	RB	De'Veon Smith	Signed to practice squad				
Nov. 28	DE	William Hayes	Placed on Reserve/Injured List				
Nov. 29	RB	De'Veon Smith	Signed to active roster from practice squad				
Nov. 29	RB	Brandon Radcliff	Signed to practice squad				
Nov. 29	TE	A.J. Derby	Acquired from waivers (Den.)				
Nov. 29	WR	Rashawn Scott	Waived				
Nov. 30	WR	Rashawn Scott	Signed to practice squad				
Dec. 2	DE	Cameron Malveaux	Signed to active roster from practice squad				
Dec. 2	S	Maurice Smith	Placed on Reserve/Non-Football Illness List				
Dec. 3	WR	Kolby Listenbee	Released from practice squad				
Dec. 4	CB	David Rivers III	Signed to practice squad				



2017 MIAMI DOLPHINS NUMERICAL ROSTER

(as of December 12, 2017 - visit Dolphins.com for most up-to-date roster)

No.	Name	Pos.	Ht.	Wt.	Birthdate	Exp.	College	Hometown	How Acq.	Date Placed
1	Cody Parkey	K	6-0	190	2/19/92	3	Auburn '14	Jupiter, Fla.	Wai., '17 (Cle.)	
6	Jay Cutler	QB	6-3	231	4/29/83	12	Vanderbilt '06	Santa Claus, Ind.	FA, '17	
8	Matt Moore	QB	6-3	219	8/9/84	11	Oregon State '07	Newhall, Calif.	UFA, '11 (Car.)	
9	David Fales	QB	6-2	213	10/4/90	3	San Jose State '14	Salinas, Calif.	FA, '17	
10	Kenny Stills	WR	6-1	196	4/22/92	5	Oklahoma '13	Carlsbad, Calif.	T, '15 (N.O.)	
11	DeVante Parker	WR	6-3	212	1/20/93	3	Louisville '15	Louisville, Ky.	D1, '15	
14	Jarvis Landry	WR	5-11	208	11/28/92	4	LSU '14	Lutcher, La.	D2, '14	
16	Matt Haack	P	6-0	205	7/25/94	R	Arizona State '17	West Des Moines, Iowa	FA, '17	
19	Jakeem Grant	WR	5-7	169	10/30/92	2	Texas Tech '16	Mesquite, Texas	D6a, '16	
20	Reshad Jones	S	6-1	223	2/25/88	8	Georgia '10	Atlanta, Ga.	D5b, '10	
21	Jordan Lucas	CB/S	6-0	202	8/2/93	2	Penn State '16	New Rochelle, N.Y.	D6b, '16	
22	T.J. McDonald	S	6-2	223	1/26/91	5	USC '13	Fresno, Calif.	UFA, '17 (LAR)	
25	Xavien Howard	CB	6-1	196	7/4/93	2	Baylor '16	Houston, Texas	D2, '16	
26	Damien Williams	RB	5-11	224	4/3/92	4	Oklahoma '14	San Diego, Calif.	FA, '14	
28	Bobby McCain	CB	5-11	192	8/18/93	3	Memphis '15	Oxford, Ala.	D5a, '15	
30	Cordrea Tankersley	CB	6-1	196	11/19/93	R	Clemson '17	Beech Island, S.C.	D3, '17	
31	Michael Thomas	S	5-11	195	3/17/90	5	Stanford '12	Houston, Texas	FA, '13	
32	Kenyan Drake	RB	6-1	211	1/26/94	2	Alabama '16	Powder Springs, Ga.	D3a, '16	
33	Torry McTyer	CB	5-11	184	4/10/95	R	UNLV '17	Los Angeles, Calif.	FA, '17	
34	Senorise Perry	RB	6-0	210	9/19/91	3	Louisville '14	Summerville, Ga.	FA, '16	
35	Walt Aikens	CB/S	6-1	212	6/19/91	4	Liberty '14	Charlotte, N.C.	D4, '14	
38	De'Veon Smith	RB	5-11	221	11/8/94	R	Michigan '17	Warren, Ohio	FA, '17	
42	Alterraun Verner	CB	5-10	187	12/13/88	8	UCLA '10	Orange, Calif.	FA, '17	
44	Stephone Anthony	LB	6-3	245	7/28/92	3	Clemson '15	Polkton, N.C.	T, '17 (NO)	
45	Mike Hull	LB	6-0	232	5/25/91	2	Penn State '15	Cononsburg, Pa.	FA, '15	
46	Neville Hewitt	LB	6-2	234	4/6/93	3	Marshall '15	Conyers, Ga.	FA, '15	
47	Kiko Alonso	LB	6-3	233	8/14/90	5	Oregon '13	Los Gatos, Calif.	T, '16 (Phi.)	
48	MarQueis Gray	TE	6-4	263	11/7/89	5	Minnesota '13	Indianapolis, Ind.	FA, '16	
50	Andre Branch	DE	6-5	263	7/14/89	6	Clemson '12	Richmond, Va.	UFA, '16 (Jax.)	
51	Mike Pouncey	C	6-5	298	7/24/89	7	Florida '11	Lakeland, Fla.	D1, '11	
56	Davon Godchaux	DT	6-3	305	11/11/94	R	LSU '17	Plaquemine, La.	D5b, '17	
59	Chase Allen	LB	6-3	250	8/29/93	R	Southern Illinois '17	Belleville, Ill.	FA, '17	
62	Ted Larsen	C/G	6-3	320	6/13/87	8	NC State '10	Palm Harbor, Fla.	UFA, '17 (Chi.)	
64	Jake Brendel	C	6-4	299	9/10/92	2	UCLA '16	Plano, Texas	FA, '16	
67	Laremy Tunsil	T	6-5	318	8/2/94	2	Mississippi '16	Lake City, Fla.	D1, '16	
68	Isaac Asiata	G	6-3	341	12/29/92	R	Utah '17	Spanish Fork, Utah	D5a, '17	
71	Zach Sterup	T	6-9	318	5/14/92	1	Nebraska '15	Hastings, Neb.	FA, '17	
74	Jermion Bushrod	G/T	6-5	318	8/19/84	11	Towson '07	King George, Va.	FA, '16	
75	Cameron Malveaux	DE	6-5	276	8/22/94	R	Houston '17	Beaumont, Texas	FA, '17	
77	Jesse Davis	G/T	6-6	321	9/15/91	1	Idaho '16	Asotin, Wash.	FA, '17	
78	Terrence Feede	DE	6-4	267	11/19/91	4	Marist '14	Nyack, N.Y.	D7, '14	
79	Sam Young	T	6-8	306	6/24/87	8	Notre Dame '10	Coral Springs, Fla.	UFA, '16 (Jax.)	
80	Anthony Fasano	TE	6-4	258	4/20/84	12	Notre Dame '06	Verona, N.J.	UFA, '17 (Ten.)	
85	A.J. Derby	TE	6-5	255	9/20/91	4	Arkansas '15	Iowa City, Iowa	Wai., '17 (Den.)	
88	Leonte Carroo	WR	6-1	215	1/24/94	2	Rutgers '16	Edison, N.J.	D3b, '16	
89	Julius Thomas	TE	6-5	262	6/27/88	7	Portland State '11	Stockton Calif.	T, '17 (Jax.)	
90	Charles Harris	DE	6-3	250	3/6/95	R	Missouri '17	Kansas City, Mo.	D1, '17	
91	Cameron Wake	DE	6-3	263	1/30/82	9	Penn State '05	Hyattsville, Md.	FA, '09	
92	John Denney	LS	6-5	242	12/13/78	13	Brigham Young '05	Thornton, Colo.	FA, '05	
93	Ndamukong Suh	DT	6-4	305	1/6/87	8	Nebraska '10	Portland, Ore.	UFA, '15 (Det.)	
94	Lawrence Timmons	LB	6-1	242	5/14/86	11	Florida State '07	Florence, S.C.	UFA, '17 (Pit.)	
96	Vincent Taylor	DT	6-3	296	1/5/94	R	Oklahoma State '17	San Antonio, Texas	D6, '17	
97	Jordan Phillips	DT	6-6	333	9/21/92	3	Oklahoma '15	Wichita, Kan.	D2, '15	
RESERVE/INJURED										
15	Isaiah Ford	WR	6-2	195	2/9/96	R	Virginia Tech '17	Jacksonville, Fla.	D7, '17	8/19/17
17	Ryan Tannehill	QB	6-4	216	7/27/88	6	Texas A&M '12	Big Spring, Texas	D1, '12	8/12/17
29	Nate Allen	S	6-1	214	11/30/87	8	South Florida '10	Cape Coral, Fla.	UFA, '17 (Oak.)	10/31/17
36	Tony Lippett	CB	6-3	192	7/2/92	3	Michigan State '15	Detroit, Mich.	D5d, '15	9/2/17
49	Lamin Barrow	LB	6-2	235	11/29/90	4	LSU '14	Marrero, La.	FA, '17	7/31/17
52	Raekwon McMillan	LB	6-2	248	11/17/95	R	Ohio State '17	Hinesville, Ga.	D2, '17	9/2/17
55	Koa Misi	LB	6-3	265	1/17/87	8	Utah '10	Santa Rosa, Calif.	D2, '10	7/25/17
65	Anthony Steen	C/G	6-4	320	5/9/90	2	Alabama '14	Clarksdale, Miss.	FA, '16	10/31/17
70	Ja'Wuan James	T	6-6	307	6/3/92	4	Tennessee '14	Suwanee, Ga.	D1, '14	11/11/17
72	Eric Smith	T	6-4	321	9/2/95	R	Virginia '17	Decatur, Ga.	FA, '17	10/3/17
95	William Hayes	DE	6-3	278	5/2/85	10	Winston-Salem St. '08	High Point, N.C.	T, '17 (LAR)	11/28/17
RESERVE/NON-FOOTBALL ILLNESS										
27	Maurice Smith	S	6-0	197	6/14/95	R	Georgia '17	Sugar Land, Texas	FA, '17	12/2/17
PRACTICE SQUAD										
7	Brandon Doughty	QB	6-3	212	10/6/91	1	Western Kentucky '16	Davie, Fla.	D7a, '16	
18	Malcolm Lewis	WR	5-10	194	10/27/93	R	Miami (FL) '17	Miramar, Fla.	FA, '17	
37	Brandon Radcliff	RB	5-9	206	3/18/93	R	Louisville '17	Miami, Fla.	FA, '17	
40	David Rivers III	CB	6-0	185	7/23/94	R	Youngstown State '17	Miami, Fla.	FA, '17	
63	Sean Hickey	T	6-6	306	9/29/91	1	Syracuse '15	Murrysville, Pa.	FA, '17	
76	Jonathan Woodard	DE	6-6	271	9/19/93	1	Central Arkansas '16	Brentwood, Tenn.	FA, '17	
81	Drew Morgan	WR	6-0	187	12/2/94	R	Arkansas '17	Greenwood, Ark.	FA, '17	
83	Thomas Duarte	TE	6-2	244	3/30/95	2	UCLA '16	Fullerton, Calif.	D7b, '16	
87	Rashawn Scott	WR	6-0	199	1/29/92	2	Miami (FL) '16	Melbourne, Fla.	FA, '16	
98	Gabe Wright	DT	6-3	305	4/3/92	3	Auburn '15	Columbus, Ga.	FA, '17	



2017 MIAMI DOLPHINS ALPHABETICAL ROSTER
(as of December 12, 2017 - visit Dolphins.com for most up-to-date roster)

No.	Name	Pos.	Ht.	Wt.	Birthdate	Exp.	College	Hometown	How Acq.	Date Placed
35	Aikens, Walt	CB/S	6-1	212	6/19/91	4	Liberty '14	Charlotte, N.C.	D4, '14	
59	Allen, Chase	LB	6-3	250	8/29/93	R	Southern Illinois '17	Belleville, Ill.	FA, '17	
47	Alonso, Kiko	LB	6-3	233	8/14/90	5	Oregon '13	Los Gatos, Calif.	T, '16 (Phi.)	
44	Anthony, Stephone	LB	6-3	245	7/28/92	3	Clemson '15	Polkton, N.C.	T, '17 (NO)	
68	Asiata, Isaac	G	6-3	341	12/29/92	R	Utah '17	Spanish Fork, Utah	DSa, '17	
50	Branch, Andre	DE	6-5	263	7/14/89	6	Clemson '12	Richmond, Va.	UFA, '16 (Jax.)	
64	Brendel, Jake	C	6-4	299	9/10/92	2	UCLA '16	Plano, Texas	FA, '16	
74	Bushrod, Jermon	G/T	6-5	318	8/19/84	11	Towson '07	King George, Va.	FA, '16	
88	Carroo, Leonte	WR	6-1	215	1/24/94	2	Rutgers '16	Edison, N.J.	D3b, '16	
6	Cutler, Jay	QB	6-3	231	4/29/83	12	Vanderbilt '06	Santa Claus, Ind.	FA, '17	
77	Davis, Jesse	G/T	6-6	321	9/15/91	1	Idaho '16	Asotin, Wash.	FA, '17	
92	Denney, John	LS	6-5	242	12/13/78	13	Brigham Young '05	Thornton, Colo.	FA, '05	
85	Derby, A.J.	TE	6-5	255	9/20/91	4	Arkansas '15	Iowa City, Iowa	Wai., '17 (Den.)	
32	Drake, Kenyan	RB	6-1	211	1/26/94	2	Alabama '16	Powder Springs, Ga.	D3a, '16	
9	Fales, David	QB	6-2	213	10/4/90	3	San Jose State '14	Salinas, Calif.	FA, '17	
80	Fasano, Anthony	TE	6-4	258	4/20/84	12	Notre Dame '06	Verona, N.J.	UFA, '17 (Ten.)	
78	Fede, Terrence	DE	6-4	267	11/19/91	4	Marist '14	Nyack, N.Y.	D7, '14	
56	Godchaux, Davon	DT	6-3	305	11/11/94	R	LSU '17	Plaquemine, La.	D5b, '17	
19	Grant, Jakeem	WR	5-7	169	10/30/92	2	Texas Tech '16	Mesquite, Texas	D6a, '16	
48	Gray, MarQueis	TE	6-4	263	11/7/89	5	Minnesota '13	Indianapolis, Ind.	FA, '16	
16	Haack, Matt	P	6-0	205	7/25/94	R	Arizona State '17	West Des Moines, Iowa	FA, '17	
90	Harris, Charles	DE	6-3	250	3/6/95	3	Missouri '17	Kansas City, Mo.	D1, '17	
46	Hewitt, Neville	LB	6-2	234	4/6/93	3	Marshall '15	Conyers, Ga.	FA, '15	
25	Howard, Xavien	CB	6-1	196	7/4/93	2	Baylor '16	Houston, Texas	D2, '16	
45	Hull, Mike	LB	6-0	232	5/25/91	2	Penn State '15	Cononsburg, Pa.	FA, '15	
20	Jones, Reshad	S	6-1	223	2/25/88	8	Georgia '10	Atlanta, Ga.	D5b, '10	
14	Landry, Jarvis	WR	5-11	208	11/28/92	4	LSU '14	Lutcher, La.	D2, '14	
62	Larsen, Ted	C/G	6-3	320	6/13/87	8	NC State '10	Palm Harbor, Fla.	UFA, '17 (Chi.)	
21	Lucas, Jordan	CB/S	6-0	202	8/2/93	2	Penn State '16	New Rochelle, N.Y.	D6b, '16	
75	Malveaux, Cameron	DE	6-5	276	8/22/94	R	Houston '17	Beaumont, Texas	FA, '17	
28	McCain, Bobby	CB	5-11	192	8/18/93	3	Memphis '15	Oxford, Ala.	D5a, '15	
22	McDonald, T.J.	S	6-2	223	1/26/91	5	USC '13	Fresno, Calif.	UFA, '17 (LAR)	
33	McTyer, Torry	CB	5-11	184	4/10/95	R	UNLV '17	Los Angeles, Calif.	FA, '17	
8	Moore, Matt	QB	6-3	219	8/9/84	11	Oregon State '07	Newhall, Calif.	UFA, '11 (Car.)	
11	Parker, DeVante	WR	6-3	212	1/20/93	3	Louisville '15	Louisville, Ky.	D1, '15	
1	Parkey, Cody	K	6-0	190	2/19/92	3	Auburn '14	Jupiter, Fla.	Wai., '17 (Cle.)	
34	Perry, Seniorise	RB	6-0	210	9/19/91	3	Louisville '14	Summerville, Ga.	FA, '16	
97	Phillips, Jordan	DT	6-6	333	9/21/92	3	Oklahoma '15	Wichita, Kan.	D2, '15	
51	Pouncey, Mike	C	6-5	298	7/24/89	7	Florida '11	Lakeland, Fla.	D1, '11	
38	Smith, De'Veon	RB	5-11	221	11/8/94	R	Michigan '17	Warren, Ohio	FA, '17	
71	Sterup, Zach	T	6-9	318	5/14/92	1	Nebraska '15	Hastings, Neb.	FA, '17	
10	Stills, Kenny	WR	6-1	196	4/22/92	5	Oklahoma '13	Carlsbad, Calif.	T, '15 (N.O.)	
93	Suh, Ndamukong	DT	6-4	305	1/6/87	8	Nebraska '10	Portland, Ore.	UFA, '15 (Det.)	
30	Tankersley, Cordrea	CB	6-1	196	11/19/93	R	Clemson '17	Beech Island, S.C.	D3, '17	
96	Taylor, Vincent	DT	6-3	296	1/5/94	R	Oklahoma State '17	San Antonio, Texas	D6, '17	
89	Thomas, Julius	TE	6-5	262	6/27/88	7	Portland State '11	Stockton Calif.	T, '17 (Jax.)	
31	Thomas, Michael	S	5-11	195	3/17/90	5	Stanford '12	Houston, Texas	FA, '13	
94	Timmons, Lawrence	LB	6-1	242	5/14/86	11	Florida State '07	Florence, S.C.	UFA, '17 (Pit.)	
67	Tunzil, Laremy	T	6-5	318	8/2/94	2	Mississippi '16	Lake City, Fla.	D1, '16	
42	Verner, Alterraun	CB	5-10	187	12/13/88	8	UCLA '10	Orange, Calif.	FA, '17	
91	Wake, Cameron	DE	6-3	263	1/30/82	9	Penn State '05	Hyattsville, Md.	FA, '09	
26	Williams, Damien	RB	5-11	224	4/3/92	4	Oklahoma '14	San Diego, Calif.	FA, '14	
79	Young, Sam	T	6-8	306	6/24/87	8	Notre Dame '10	Coral Springs, Fla.	UFA, '16 (Jax.)	
RESERVE/INJURED										
29	Allen, Nate	S	6-1	214	11/30/87	8	South Florida '10	Cape Coral, Fla.	UFA, '17 (Oak.)	10/31/17
49	Barrow, Lamin	LB	6-2	235	11/29/90	4	LSU '14	Marrero, La.	FA, '17	7/31/17
15	Ford, Isaiah	WR	6-2	195	2/9/96	R	Virginia Tech '17	Jacksonville, Fla.	D7, '17	8/19/17
95	Hayes, William	DE	6-3	278	5/2/85	10	Winston-Salem St. '08	High Point, N.C.	T, '17 (LAR)	11/28/17
70	James, Ja'Wuan	T	6-6	307	6/3/92	4	Tennessee '14	Suwanee, Ga.	D1, '14	11/11/17
36	Lippett, Tony	CB	6-3	192	7/2/92	3	Michigan State '15	Detroit, Mich.	D5d, '15	9/2/17
52	McMillan, Raekwon	LB	6-2	248	11/17/95	R	Ohio State '17	Hinesville, Ga.	D2, '17	9/2/17
55	Misi, Koa	LB	6-3	265	1/17/87	8	Utah '10	Santa Rosa, Calif.	D2, '10	7/25/17
72	Smith, Eric	T	6-4	321	9/2/95	R	Virginia '17	Decatur, Ga.	FA, '17	10/3/17
65	Steen, Anthony	C/G	6-4	320	5/9/90	2	Alabama '14	Clarksdale, Miss.	FA, '16	10/31/17
17	Tannehill, Ryan	QB	6-4	216	7/27/88	6	Texas A&M '12	Big Spring, Texas	D1, '12	8/12/17
RESERVE/NON-FOOTBALL ILLNESS										
27	Smith, Maurice	S	6-0	197	6/14/95	R	Georgia '17	Sugar Land, Texas	FA, '17	12/2/17
PRACTICE SQUAD										
7	Doughty, Brandon	QB	6-3	212	10/6/91	1	Western Kentucky '16	Davie, Fla.	D7a, '16	
83	Duarte, Thomas	TE	6-2	244	3/30/95	2	UCLA '16	Fullerton, Calif.	D7b, '16	
63	Hickey, Sean	T	6-6	306	9/29/91	1	Syracuse '15	Murrysville, Pa.	FA, '17	
18	Lewis, Malcolm	WR	5-10	194	10/27/93	R	Miami (FL) '17	Miramar, Fla.	FA, '17	
81	Morgan, Drew	WR	6-0	187	12/2/94	R	Arkansas '17	Greenwood, Ark.	FA, '17	
37	Raddliff, Brandon	RB	5-9	206	3/18/93	R	Louisville '17	Miami, Fla.	FA, '17	
40	Rivers III, David	CB	6-0	185	7/23/94	R	Youngstown State '17	Miami, Fla.	FA, '17	
87	Scott, Rashawn	WR	6-0	199	1/29/92	2	Miami (FL) '16	Melbourne, Fla.	FA, '16	
76	Woodard, Jonathan	DE	6-6	271	9/19/93	1	Central Arkansas '16	Brentwood, Tenn.	FA, '17	
98	Wright, Gabe	DT	6-3	305	4/3/92	3	Auburn '15	Columbus, Ga.	FA, '17	



2017 MIAMI DOLPHINS POSITIONAL ROSTER / PRONUNCIATIONS (as of Dec. 12, 2017)

OFFENSE (25)

QUARTERBACKS (3)							
NO	NAME	POS	HT	WT	DOB	EXP	COLLEGE
6	Cutler, Jay	QB	6-3	231	4/29/83	12	Vanderbilt '06
8	Moore, Matt	QB	6-3	219	8/9/84	11	Oregon State '07
9	Fales, David	QB	6-2	213	10/4/90	3	San Jose State '14
RUNNING BACKS (4)							
NO	NAME	POS	HT	WT	DOB	EXP	COLLEGE
26	Williams, Damien	RB	5-11	224	4/3/92	4	Oklahoma '14
32	Drake, Kenyan	RB	6-1	211	1/26/94	2	Alabama '16
34	Perry, Seniorise	RB	6-0	210	9/19/91	3	Louisville '14
38	Smith, De'Veon	RB	5-11	221	11/8/94	R	Michigan '17
WIDE RECEIVERS (5)							
NO	NAME	POS	HT	WT	DOB	EXP	COLLEGE
10	Stills, Kenny	WR	6-1	196	4/22/92	5	Oklahoma '13
11	Parker, DeVante	WR	6-3	212	1/20/93	3	Louisville '15
14	Landry, Jarvis	WR	5-11	208	11/28/92	4	LSU '14
19	Grant, Jakeem	WR	5-7	169	10/30/92	2	Texas Tech '16
88	Carroo, Leonte	WR	6-1	215	1/24/94	2	Rutgers '16
TIGHT ENDS (4)							
NO	NAME	POS	HT	WT	DOB	EXP	COLLEGE
48	Gray, MarQueis	TE	6-4	263	11/7/89	5	Minnesota '13
80	Fasano, Anthony	TE	6-4	258	4/20/84	12	Notre Dame '06
85	Derby, A.J.	TE	6-5	255	9/20/91	4	Arkansas '15
89	Thomas, Julius	TE	6-5	262	6/27/88	7	Portland State '11
OFFENSIVE LINEMEN (9)							
NO	NAME	POS	HT	WT	DOB	EXP	COLLEGE
51	Pouncey, Mike	C	6-5	298	7/24/89	7	Florida '11
62	Larsen, Ted	C/G	6-3	320	6/13/87	8	NC State '10
64	Brendel, Jake	C	6-4	299	9/10/92	2	UCLA '16
67	Tunsil, Laremy	T	6-5	318	8/2/94	2	Mississippi '16
68	Asiata, Isaac	G	6-3	341	12/29/92	R	Utah '17
71	Sterup, Zach	T	6-9	318	5/14/92	1	Nebraska '15
74	Bushrod, Jermon	G/T	6-5	318	8/19/84	11	Towson '07
77	Davis, Jesse	G/T	6-6	321	9/15/91	1	Idaho '16
79	Young, Sam	T	6-8	306	6/24/87	8	Notre Dame '10

RESERVE/INJURED (11)

NO	NAME	POS	HT	WT	DOB	EXP	COLLEGE
15	Ford, Isaiah	WR	6-2	195	2/9/96	R	Virginia Tech '17
17	Tannehill, Ryan	QB	6-4	216	7/27/88	6	Texas A&M '12
29	Allen, Nate	S	6-1	214	11/30/87	8	South Florida '10
36	Lippett, Tony	CB	6-3	192	7/2/92	3	Michigan State '15
49	Barrow, Lamin	LB	6-2	235	11/29/90	4	LSU '14
52	McMillan, Raekwon	LB	6-2	248	11/17/95	R	Ohio State '17
55	Misi, Koa	LB	6-3	265	1/17/87	8	Utah '10
65	Steen, Anthony	C/G	6-4	320	5/9/90	2	Alabama '14
70	James, Ja'Wuan	T	6-6	307	6/3/92	4	Tennessee '14
72	Smith, Eric	T	6-4	321	9/2/95	R	Virginia '17
95	Hayes, William	DE	6-3	278	5/2/85	10	Winston-Salem St. '08

RESERVE/NON-FOOTBALL ILLNESS (1)

NO	NAME	POS	HT	WT	DOB	EXP	COLLEGE
27	Smith, Maurice	S	6-0	197	6/14/95	R	Georgia '17

DEFENSE (25)

DEFENSIVE LINEMEN (9)							
NO	NAME	POS	HT	WT	DOB	EXP	COLLEGE
50	Branch, Andre	DE	6-5	263	7/14/89	6	Clemson '12
56	Godchaux, Davon	DT	6-3	305	11/11/94	R	LSU '17
75	Malveaux, Cameron	DE	6-5	276	8/22/94	R	Houston '17
78	Fede, Terrence	DE	6-4	267	11/19/91	4	Marist '14
90	Harris, Charles	DE	6-3	250	3/6/95	R	Missouri '17
91	Wake, Cameron	DE	6-3	263	1/30/82	9	Penn State '05
93	Suh, Ndamukong	DT	6-4	305	1/6/87	8	Nebraska '10
96	Taylor, Vincent	DT	6-3	296	1/5/94	R	Oklahoma State '17
97	Phillips, Jordan	DT	6-6	333	9/21/92	3	Oklahoma '15
LINEBACKERS (6)							
NO	NAME	POS	HT	WT	DOB	EXP	COLLEGE
44	Anthony, Stephone	LB	6-3	245	7/28/92	3	Clemson '15
45	Hull, Mike	LB	6-0	232	5/25/91	2	Penn State '15
46	Hewitt, Neville	LB	6-2	234	4/6/93	3	Marshall '15
47	Alonso, Kiko	LB	6-3	233	8/14/90	5	Oregon '13
59	Allen, Chase	LB	6-3	250	8/29/93	R	Southern Illinois '17
94	Timmons, Lawrence	LB	6-1	242	5/14/86	11	Florida State '07
DEFENSIVE BACKS (10)							
NO	NAME	POS	HT	WT	DOB	EXP	COLLEGE
20	Jones, Reshad	S	6-1	223	2/25/88	8	Georgia '10
21	Lucas, Jordan	CB/S	6-0	202	8/2/93	2	Penn State '16
22	McDonald, T.J.	S	6-2	223	1/26/91	5	USC '13
25	Howard, Xavien	CB	6-1	196	7/4/93	2	Baylor '16
28	McCain, Bobby	CB	5-11	192	8/18/93	3	Memphis '15
30	Tankersley, Cordrea	CB	6-1	196	11/19/93	R	Clemson '17
31	Thomas, Michael	S	5-11	195	3/17/90	5	Stanford '12
33	McTyer, Torry	CB	5-11	184	4/10/95	R	UNLV '17
35	Aikens, Walt	CB/S	6-1	212	6/19/91	4	Liberty '14
42	Verner, Alterraun	CB	5-10	187	12/13/88	8	UCLA '10

SPECIALISTS (3)

NO	NAME	POS	HT	WT	DOB	EXP	COLLEGE
1	Parkey, Cody	K	6-0	190	2/19/92	3	Auburn '17
16	Haack, Matt	P	6-0	205	7/25/94	R	Arizona State '17
92	Denney, John	LS	6-5	242	12/13/78	13	Brigham Young '05

PRACTICE SQUAD (10)

NO	NAME	POS	HT	WT	DOB	EXP	COLLEGE
7	Doughty, Brandon	QB	6-3	212	10/6/91	1	Western Kentucky '16
18	Lewis, Malcolm	WR	5-10	194	10/27/93	R	Miami (FL) '17
37	Radcliff, Brandon	RB	5-9	206	3/18/93	R	Louisville '17
40	Rivers III, David	CB	6-0	185	7/23/94	R	Youngstown State '17
63	Hickey, Sean	T	6-6	306	9/29/91	1	Syracuse '15
76	Woodard, Jonathan	DE	6-6	271	9/19/93	1	Central Arkansas '16
81	Morgan, Drew	WR	6-0	187	12/2/94	R	Arkansas '17
83	Duarte, Thomas	TE	6-2	244	3/30/95	2	UCLA '16
87	Scott, Rashawn	WR	6-0	199	1/29/92	2	Miami (FL) '16
98	Wright, Gabe	DT	6-3	305	4/3/92	3	Auburn '15

PRONUNCIATION GUIDE

PLAYER	PHONETICALLY	PLAYER	PHONETICALLY	COACH/STAFF	PHONETICALLY
LB Stephone Anthony	steh-FAHN	CB Xavien Howard	EX-ay-vee-n	Lou Anarumo	aann-UH-room-OH
G Isaac Asiata	Ah-see-ah-ta	DE Cameron Malveaux	Mal-VOH	Joe Cimino	Chu-MEAN-oh
G/T Jermon Bushrod	JURR-mahn	RB Seniorise Perry	Suh-norris	Dave DeGuglielmo	day-GHOUL-yell-mo
WR Leonte Carroo	LEON-tay Cuh-ROO	C Mike Pouncey	POUNCE-ee	Josh Grizzard	Grizz-ARD
QB David Fales	Rhymes with NAILS	T Zach Sterup	STIR-up	Naohisa Inoue	Now-HE-Sa, 'IN-ew-way
DE Terrence Fede	Fuh-DAY	DT Ndamukong Suh	En-dom-ah-ken Soo	Daronte Jones	DUH-rawn-tay
DT Davon Godchaux	Duh-VAHN GOD-chaw	CB Cordrea Tankersley	cohr-DRAY	Chris Kuper	KOO-pehr
TE MarQueis Gray	Mar-KWEES	G/T Laremy Tunsil	LAIR-uh-mee TUHN-suhl	Marwan Maalouf	mah-LOOF
P Matt Haack	HAWK	CB Alterraun Verner	AL-ter-on	Dave Puloka	Puh-LOH-kuh



2017 MIAMI DOLPHINS - HOW THEY WERE ACQUIRED (as of December 12, 2017)

	DRAFT (19)	TRADES (4)	WAIVERS (2)	FREE AGENTS (28)
2005				LS John Denney
2009				DE Cameron Wake
2010	S Reshad Jones (5b)			
2011	C Mike Pouncey (1)			QB Matt Moore (Car.)
2012				
2013				S Michael Thomas
2014	WR Jarvis Landry (2) CB/S Walt Aikens (4) DE Terrence Fede (7)			RB Damien Williams
2015	WR DeVante Parker (1) DT Jordan Phillips (2) CB Bobby McCain (5a)	WR Kenny Stills (N.O.)		LB Neville Hewitt LB Mike Hull DT Ndamukong Suh (Det.)
2016	T Laremy Tunsil (1) CB Xavien Howard (2) RB Kenyan Drake (3a) WR Leonte Carroo (3b) WR Jakeem Grant (6a) CB/S Jordan Lucas (6b)	LB Kiko Alonso (Phi.)		DE Andre Branch (Jax.) C Jake Brendel G/T Jermon Bushrod TE MarQueis Gray RB Senorise Perry T Sam Young
2017	DE Charles Harris (1) CB Cordrea Tankersley (3) G Isaac Asiata (5a) DT Davon Godchaux (5b) DT Vincent Taylor (6)	LB Stephone Anthony (NO) TE Julius Thomas (Jax.)	TE A.J. Derby (Den.) K Cody Parkey (Cle.)	LB Chase Allen QB Jay Cutler G/T Jesse Davis QB David Fales TE Anthony Fasano (Ten.) P Matt Haack C/G Ted Larsen (Chi.) DE Cameron Malveaux S T.J. McDonald (LAR) CB Torry McTyer RB De'Veon Smith T Zach Sterup LB Lawrence Timmons (Pit.) CB Alterraun Verner



2017 GAME RECAPS

WEEK 2

SEPT. 17, 2017 | CARSON, CALIF.
STUBHUB CENTER
ATTENDANCE: 25,381 | TV: CBS

SCORING SUMMARY

MIAMI 19

L.A. CHARGERS 17

	1	2	3	4	F
Miami	3	0	10	6	19
L.A. Chargers	0	10	7	0	17

In their long-awaited season debut, the Dolphins pulled off a remarkable fourth-quarter victory.

Cody Parkey's fourth field goal of the game, a 54-yarder with 1:05 remaining, gave the Dolphins a 19-17 victory against the Los Angeles Chargers at StubHub Center. Parkey, claimed off waivers from Cleveland on Sept. 3, improved to 6-for-6 in his career on field goals of 50 yards or longer.

The Dolphins clinched the victory on defense when Younghoe Koo missed a 44-yard field goal attempt with five seconds left.

Parkey's winning kick capped a 15-yard scoring drive after the Dolphins defense made a stop and Jakeem Grant had a 14-yard punt return. Jay Ajayi, who picked up where he left off last season by rushing for over 100 yards, started the drive with a 10-yard run.

Parkey earlier kicked field goals of 30, 28 and 35 yards, and Jay Cutler threw a 29-yard touchdown pass to Kenny Stills in his first game in a Dolphins uniform.

Antonio Gates for the Chargers on a 17-yard touchdown pass, which helped him set an NFL record for tight ends with his 112th career touchdown. Melvin Gordon scored on a 1-yard run and Younghoe Koo kicked a field goal in the first half.

Both offenses picked up considerably in the second half, starting with the Dolphins taking the opening drive 75 yards for the Stills touchdown that tied the score 10-10.

The drive began with an 11-yard pass to Landry and ended when Cutler rolled right and threw on the move to Stills, who beat linebacker Jatavis Brown in the end zone.

SCORING DRIVES

TEAM	QTR	TIME	PLAY (EXTRA POINT) (DRIVE INFO)	MIA	LAC
Dolphins	1	7:07	C.Parkey 30 yd. Field Goal (13-70, 6:18)	3	0
Chargers	2	13:41	Y.Koo 41 yd. Field Goal (6-23, 2:36)	3	3
Chargers	2	5:01	M.Gordon 1 yd. run (Y.Koo kick) (7-70, 3:57)	3	10
Dolphins	3	12:07	K.Stills 29 yd. pass from J.Cutler (C.Parkey kick) (7-75, 2:53)	10	10
Chargers	3	8:18	A.Gates 7 yd. pass from P.Rivers (Y.Koo kick) (8-77, 3:49)	10	17
Dolphins	3	2:43	C.Parkey 28 yd. Field Goal (12-67, 5:35)	13	17
Dolphins	4	6:28	C.Parkey 35 yd. Field Goal (14-64, 7:05)	16	17
Dolphins	4	1:05	C.Parkey 54 yd. Field Goal (5-15, 1:57)	19	17

GAME STATISTICS

RUSHING (Att-Yds-TD):

Miami: J. Ajayi 28-122, J. Cutler 2-(-1), K. Drake 1-(-3), J. Landry 1-(-7).
L.A. Chargers: B. Oliver 3-31, M. Gordon 9-13-1, D. Watt 1-0, P. Rivers 1-0.

PASSING (A-C-Y-TD-I):

Miami: J. Cutler 33-24-230-1-0, J. Landry 1-0-0-0-0.
L.A. Chargers: P. Rivers 39-31-331-1-0.

RECEIVING (Rec-Yds-TD):

Miami: J. Landry 13-78, D. Parker 4-85, J. Thomas 3-26, K. Stills 2-37-1, J. Ajayi 2-4.
L.A. Chargers: K. Allen 9-100, H. Henry 7-80, M. Gordon 7-65, Ty. Williams 4-54, A. Gates 2-11-1, T. Benjamin 1-11, S. McGrath 1-10.

SACKS (Sk-Yds):

Miami: W. Hayes 1-8.
L.A. Chargers: M. Ingram 1-5, C. McCain 1-0.

INTERCEPTIONS (Int-Yds):

Miami: None
L.A. Chargers: None

FORCED FUMBLES:

Miami: None.
L.A. Chargers: None.

FUMBLE RECOVERIES (No-Yds):

Miami: None.
L.A. Chargers: None.

TEAM STATS

	MIA	LAC
First Downs	21	24
Rushing	6	3
Passing	13	19
Penalty	2	2
3rd-Down Efficiency	5 for 13	2 for 8
4th-Down Efficiency	0 for 1	0 for 0
Total Net Yards	336	367
Total Net Plays	68	54
Average Gain	4.9	6.8
Net Yards Rushing	111	44
Rushes	32	14
Yards per Rush	3.5	3.1
Net Yards Passing	225	323
Completed - Attempted	24-34	31-39
Yards per Pass Play	6.3	8.1
Sacked - Yards Lost	2-5	1-8
Had Intercepted	0	0
Punts - Average	3-130-43.3	4-170-42.5
Return Yardage	92	89
Punts - Return Yards	3-21	1-23
Kickoffs - Return Yards	3-71	4-66
Interceptions - Return Yards	0-0	0-0
Penalties - Yards	5-23	6-56
Fumbles - Lost	0-0	0-0
Red-Zone Efficiency	0 for 3	2 for 3
Goal-to-Go Efficiency	0 for 2	2 for 2
Time of Possession	33:22	26:38



2017 GAME RECAPS

WEEK 3

SEPT. 24, 2017 | EAST RUTHERFORD, N.J.
METLIFE STADIUM
ATTENDANCE: 77,562 | TV: CBS

SCORING SUMMARY

MIAMI 6

N.Y. JETS 20

	1	2	3	4	F
Miami	0	0	0	6	6
N.Y. Jets	0	10	10	0	20

The Dolphins said all week they were expecting a tough battle from the New York Jets regardless of what happened in the first two weeks of the NFL regular season, but they weren't expecting such a difficult afternoon at MetLife Stadium.

Veteran quarterback Josh McCown threw a 69-yard pass to Robby Anderson late in the first half and the Jets defense stifled the Dolphins in a 20-6 victory Sunday afternoon.

The Dolphins, coming off a thrilling 2-point victory against the Los Angeles Chargers in their delayed season opener, were one play away from being shut out for the first time since Dec. 22, 2013. DeVante Parker scored on a 3-yard touchdown pass from Jay Cutler on the final play of the game before Cody Parkey missed the extra point, perhaps a fitting ending for this disappointing afternoon.

The Dolphins did not take a snap inside the Jets 45-yard line until the fourth quarter, which is also the only time they converted a third-down situation. The Dolphins were 0-for-3 in fourth-down conversions, including a pass by Matt Haack on a fake punt that resulted in an interception by safety Terrence Brooks.

Another fourth-down attempt came from the Jets 21-yard line early in the fourth quarter with the Dolphins trailing 20-0. The Dolphins reached the Jets 29-yard line later in the fourth quarter, but that drive ended with Brooks' second interception of the game.

Jay Ajayi, who rushed for 122 yards against the Chargers, was held to 16 yards on 11 carries.

The Dolphins defense started off strong, with Cameron Wake and Andre Branch each getting a sack in the first quarter, but the Jets started moving the ball effectively in the second quarter. The Dolphins also lost two defensive backs to injury when Byron Maxwell (eye) and Nate Allen (hamstring) left the game.

Maxwell returned and forced a turnover when he knocked the ball loose from running back Elijah McGuire and linebacker Mike Hull recovered the fumble.

SCORING DRIVES

TEAM	QTR	TIME	PLAY (EXTRA POINT) (DRIVE INFO)	MIA	NYJ
Jets	2	7:17	C.Catanzaro 40 yd. Field Goal (9-41, 5:42)	0	3
Jets	2	1:42	R.Anderson 69 yd. pass from J.McCown (C.Catanzaro kick) (3-71, 0:40)	0	10
Jets	3	9:48	B.Powell 1 yd. run (C.Catanzaro kick) (7-49, 4:06)	0	17
Jets	3	1:35	C.Catanzaro 22 yd. Field Goal (13-45, 6:58)	0	20
Dolphins	4	0:00	D.Parker 3 yd. pass from J.Cutler (kick failed, wl) (8-80, 2:15)	6	20

GAME STATISTICS

RUSHING (Att-Yds-TD):

Miami: J. Ajayi 11-16, J. Cutler 1-9, D. Williams 2-5, K. Drake 1-0.
N.Y. Jets: B. Powell 15-37-1, E. McGuire 7-34, M. Forte 8-25, J. McCown 4-7.

PASSING (A-C-Y-TD-I):

Miami: J. Cutler 44-26-220-1-1, M. Haack 1-0-0-0-0.
N.Y. Jets: J. McCown 23-18-249-1-0.

RECEIVING (Rec-Yds-TD):

Miami: D. Parker 8-76-1, J. Landry 6-48, K. Stills 4-51, J. Thomas 3-16, J. Ajayi 2-9, J. Grant 1-12, D. Williams 1-6, K. Drake 1-2.
N.Y. Jets: J. Kerley 5-42, A. Seferian-Jenkins 5-31, R. Anderson 3-95-1, J. Kearse 3-42, A. Stewart 1-24, L. Thomas 1-15.

SACKS (Sk-Yds):

Miami: C. Wake 1-11, A. Branch 1-5.
N.Y. Jets: B. Skrine 1-12, Ja. Adams 1-10, D. Bass 1-3.

INTERCEPTIONS (Int-Yds):

Miami: None
N.Y. Jets: T. Brooks 2-13.

FORCED FUMBLES:

Miami: B. Maxwell 1, N. Suh 1.
N.Y. Jets: None.

FUMBLE RECOVERIES (No-Yds):

Miami: M. Hull 1-0.
N.Y. Jets: None.

TEAM STATS	MIA	NYJ
First Downs	16	16
Rushing	0	4
Passing	12	9
Penalty	4	3
3rd-Down Efficiency	1 for 12	4 for 13
4th-Down Efficiency	0 for 3	0 for 0
Total Net Yards	225	336
Total Net Plays	63	59
Average Gain	3.6	5.7
Net Yards Rushing	30	103
Rushes	15	34
Yards per Rush	2.0	3.0
Net Yards Passing	195	233
Completed - Attempted	26-45	18-23
Yards per Pass Play	4.1	9.3
Sacked - Yards Lost	3-25	2-16
Had Intercepted	2	0
Punts - Average	7-333-47.6	5-243-48.6
Return Yardage	28	44
Punts - Return Yards	2-13	4-31
Kickoffs - Return Yards	1-15	0-0
Interceptions - Return Yards	0-0	2-13
Penalties - Yards	8-51	10-94
Fumbles - Lost	1-0	3-1
Red-Zone Efficiency	1 for 1	1 for 2
Goal-to-Go Efficiency	1 for 1	1 for 2
Time of Possession	23:52	36:08



2017 GAME RECAPS

WEEK 4

OCT. 1, 2017 | LONDON, ENGLAND
WEMBLEY STADIUM
ATTENDANCE: 84,423 | TV: FOX

SCORING SUMMARY

NEW ORLEANS 20

MIAMI 0

	1	2	3	4	F
New Orleans	0	3	7	10	20
Miami	0	0	0	0	0

A promising first drive had a disappointing ending for the Dolphins, and things didn't get better after that in London.

The Dolphins offense could get little going after an end zone interception on that first drive and the result was a 20-0 loss against the New Orleans Saints at Wembley Stadium.

Drew Brees threw touchdown passes to wide receiver Michael Thomas — not to be confused with Dolphins safety Michael Thomas — and running back Alvin Kamara, and Will Lutz kicked two field goals for the Saints.

The Dolphins drove 81 yards on the opening drive of the game and had a first-and-goal after a 22-yard completion from Jay Cutler to tight end Julius Thomas on third-and-7. But on first down from the Saints 4-yard line, cornerback Ken Crawley picked off Cutler when he attempted a fade pass to Thomas, who was lined up wide to the right.

The Dolphins had only one other promising drive, but that one ended with a questionable offensive pass interference call on Kenny Stills when Cutler had hit Jarvis Landry for a first down inside the New Orleans 40-yard line.

The Dolphins suffered their first shutout loss since December 2013 when they dropped a 19-0 decision against the Buffalo Bills.

The defense held New Orleans off the scoreboard until the final play of the first half when Lutz hit a 43-yard field goal. The Saints began the drive at midfield with 1:10 left after the Dolphins' previous was derailed by back-to-back penalties that created a first-and-26 from their 6-yard line.

Defensive end Cameron Wake had his second sack in two games in the fourth quarter, but Kamara scored on a 12-yard shovel pass on third-and-goal on the very next play.

New Orleans increased its lead to 10-0 when it took the second-half kickoff and marched 77 yards for a touchdown. The drive was kept alive when defensive tackle Davon Godchaux was flagged for a defensive holding on a third-and-1 where safety Reshad Jones dropped running back Mark Ingram in the backfield for a loss. There also was a fourth-and-inches conversion by Brees on a sneak when the spot barely was good enough for a first down.

The Saints made it 13-0 early in the fourth quarter when Lutz kicked a 45-yard field goal.

The Dolphins, meanwhile, did not take an offensive snap beyond their 40-yard line the second half until the final minutes.

SCORING DRIVES

TEAM	QTR	TIME	PLAY (EXTRA POINT) (DRIVE INFO)	NO	MIA
Saints	2	0:00	W.Lutz 43 yd. Field Goal (8-25, 1:10)	3	0
Saints	3	9:01	M.Thomas 3 yd. pass from D.Brees (W.Lutz kick) (11-77, 5:59)	10	0
Saints	4	12:32	W.Lutz 45 yd. Field Goal (12-34, 6:37)	13	0
Saints	4	3:57	A.Kamara 12 yd. pass from D.Brees (W.Lutz kick) (11-87, 5:41)	20	0

GAME STATISTICS

RUSHING (Att-Yds-TD):

New Orleans: M. Ingram 14-45, A. Kamara 5-25, T. Ginn 1-9, A. Peterson 4-4, D. Brees 4-3.

Miami: J. Ajayi 12-46, K. Drake 1-6, J. Cutler 1-5, D. Williams 1-1.

PASSING (A-C-Y-TD-I):

New Orleans: D. Brees 41-29-268-2-0.

Miami: J. Cutler 28-20-164-0-1.

RECEIVING (Rec-Yds-TD):

New Orleans: A. Kamara 10-71-1, M. Thomas 8-89-1, M. Ingram 4-17, T. Ginn 2-25, C. Fleener 2-21, B. Coleman 1-31, M. Hoomanawanui 1-13, T. Lewis 1-1.

Miami: D. Parker 6-89, J. Landry 6-40, K. Stills 3-13, J. Thomas 2-29, K. Drake 2-5, J. Ajayi 1-8.

SACKS (Sk-Yds):

New Orleans: R. Bush 1-12, C. Jordan 1-10, A. Klein 1-8, D. Onyemata 1-6.

Miami: C. Wake 1-7.

INTERCEPTIONS (Int-Yds):

New Orleans: K. Crawley 1-0.

Miami: None.

FORCED FUMBLES:

New Orleans: C. Jordan 1, M. Lattimore 1.

Miami: None.

FUMBLE RECOVERIES (No-Yds):

New Orleans: None.

Miami: None.

TEAM STATS	NO	MIA
First Downs	22	11
Rushing	4	3
Passing	16	7
Penalty	2	1
3rd-Down Efficiency	6 for 13	1 for 8
4th-Down Efficiency	1 for 2	0 for 1
Total Net Yards	347	186
Total Net Plays	70	47
Average Gain	5.0	4.0
Net Yards Rushing	86	58
Rushes	28	15
Yards per Rush	3.1	3.9
Net Yards Passing	261	128
Completed - Attempted	29-41	20-28
Yards per Pass Play	6.2	4.0
Sacked - Yards Lost	1-7	4-36
Had Intercepted	0	1
Punts - Average	3-141-47.0	6-263-43.8
Return Yardage	49	54
Punts - Return Yards	3-26	2-9
Kickoffs - Return Yards	1-23	2-45
Interceptions - Return Yards	1-0	0-0
Penalties - Yards	8-71	11-90
Fumbles - Lost	2-0	2-0
Red-Zone Efficiency	2 for 4	0 for 1
Goal-to-Go Efficiency	2 for 2	0 for 1
Time of Possession	34:28	25:32



2017 GAME RECAPS

WEEK 5

OCT. 8, 2017 | MIAMI GARDENS, FLA.
HARD ROCK STADIUM
ATTENDANCE: 65,135 | TV: CBS

SCORING SUMMARY

TENNESSEE 10	MIAMI 16
---------------------	-----------------

	1	2	3	4	F
Tennessee	0	3	7	0	10
Miami	10	0	0	6	16

Safety Reshad Jones recovered two fumbles, including one for a touchdown, and the defense recorded six sacks in a 16-10 victory against the Tennessee Titans at Hard Rock Stadium.

Jarvis Landry scored the go-ahead touchdown early in the fourth quarter when he caught a 6-yard pass from Jay Cutler on third-and-goal.

The six sacks, including two by Andre Branch, came against backup quarterback Matt Cassel, who started for Tennessee in place of the injured Marcus Mariota. Rookie first-round pick Charles Harris had his first NFL sack and it was a big one — it came on third down in the final four minutes of the fourth quarter.

The Dolphins then all but clinched the victory when Jay Ajayi gained a first down with an 8-yard run on third-and-7.

Jones and Cameron Wake shared a QB sack that almost produced a safety in the third quarter, and Ndamukong Suh had the other.

Jones' touchdown was the fourth of his career, but the first on a fumble return. The other three were on interception returns, including one against Tennessee in 2015.

It was the team's first fumble return for a touchdown since 2014 when Cortland Finnegan scored in London against the Oakland Raiders.

The Dolphins took the lead in the first quarter on Parkey's 41-yard field goal, which came after Jones recovered a DeMarco Murray fumble forced by rookie defensive tackle Davon Godchaux.

Jones' touchdown made it 10-0 before Tennessee cut the Dolphins with a field goal after the Titans recovered a Jay Ajayi fumble.

Tennessee tied the game in the third quarter with a 69-yard touchdown drive capped by an 11-yard pass from Cassel to tight end Phillip Supernaw. The play came after Supernaw had been flagged for two false starts to move the ball from the Miami 1-yard line to the 11.

Linebacker Rey Mauluga made his Dolphins debut after missing the first three games because of a hamstring injury.

SCORING DRIVES

TEAM	QTR	TIME	PLAY (EXTRA POINT) (DRIVE INFO)	TEN	MIA
Dolphins	1	0:53	C.Parkey 41 yd. Field Goal (7-19, 3:09)	0	3
Dolphins	1	0:06	R.Jones 38 yd. fumble return (C.Parkey kick)	0	10
Titans	2	9:37	R.Succop 45 yd. Field Goal (4--3, 2:15)	3	10
Titans	3	7:17	P.Superdaw 11 yd. pass from M.Cassel (R.Succop kick) (9-69, 4:42)	10	10
Dolphins	4	10:33	J.Landry 6 yd. pass from J.Cutler (kick failed, wr) (10-58, 4:56)	10	16

GAME STATISTICS

RUSHING (Att-Yds-TD):

Tennessee: D. Murray 14-58, D. Henry 4-9, T. Taylor 1-5, R. Matthews 1-(-3).
Miami: J. Ajayi 25-77, D. Williams 3-15, J. Cutler 2-8, K. Drake 1-0.

PASSING (A-C-Y-TD-I):

Tennessee: M. Cassel 32-21-141-1-0.
Miami: J. Cutler 26-12-92-1-1, M. Gray 1-0-0-0-0.

RECEIVING (Rec-Yds-TD):

Tennessee: J. Smith 5-21, E. Decker 4-34, D. Murray 4-11, R. Matthews 3-34, D. Walker 3-25, P. Supernaw 2-16-1.
Miami: J. Landry 5-44-1, J. Ajayi 2-2, J. Thomas 1-15, D. Williams 1-13, K. Stills 1-13, D. Parker 1-6, J. Grant 1-(-1).

SACKS (Sk-Yds):

Tennessee: J. Casey 1-14.
Miami: A. Branch 2-5, C. Harris 1-8, K. Alonso 1-0, N. Suh 1-0, R. Jones 0.5-4.5, C. Wake 0.5-4.5.

INTERCEPTIONS (Int-Yds):

Tennessee: T. Smith 1-14.
Miami: None

FORCED FUMBLES:

Tennessee: A. Jackson 1.
Miami: K. Alonso 1, D. Godchaux 1.

FUMBLE RECOVERIES (No-Yds):

Tennessee: K. Byard 1-6.
Miami: R. Jones 2-38-1.

TEAM STATS

	TEN	MIA
First Downs	14	12
Rushing	3	5
Passing	9	7
Penalty	2	0
3rd-Down Efficiency	2 for 13	5 for 15
4th-Down Efficiency	0 for 0	0 for 0
Total Net Yards	188	178
Total Net Plays	58	59
Average Gain	3.2	3.0
Net Yards Rushing	69	100
Rushes	20	31
Yards per Rush	3.5	3.2
Net Yards Passing	119	78
Completed - Attempted	21-32	12-27
Yards per Pass Play	3.1	2.8
Sacked - Yards Lost	6-22	1-14
Had Intercepted	0	1
Punts - Average	10-549-54.9	9-459-51.0
Return Yardage	67	91
Punts - Return Yards	2-14	7-47
Kickoffs - Return Yards	2-39	2-44
Interceptions - Return Yards	1-14	0-0
Penalties - Yards	11-77	5-23
Fumbles - Lost	2-2	1-1
Red-Zone Efficiency	1 for 1	1 for 1
Goal-to-Go Efficiency	1 for 1	1 for 1
Time of Possession	30:15	29:45



2017 GAME RECAPS

WEEK 6

OCT. 15, 2017 | ATLANTA, GA.
MERCEDES-BENZ STADIUM
ATTENDANCE: 70,593 | TV: CBS

SCORING SUMMARY

MIAMI 20

ATLANTA 17

	1	2	3	4	F
Miami	0	0	14	6	20
Atlanta	10	7	0	0	17

The Dolphins pulled off a remarkable comeback in their first-ever visit to Atlanta's Mercedes-Benz Stadium.

The Dolphins scored 20 unanswered points in the second half to stun the defending NFC champion Atlanta Falcons, 20-17. This marked the first time the Dolphins erased a 17-point second-half deficit on the road since the famous "Fake Spike" game against the New York Jets in 1994.

Kicker Cody Parkey's second field goal of the game, a 38-yarder with 2:45 remaining in the fourth quarter broke a 17-17 tie. Safety Reshad Jones then clinched the victory when he intercepted Matt Ryan at the Dolphins 7-yard line with 38 seconds left after the Falcons had moved into field goal range.

Rookie third-round pick Cordrea Tankersley broke up Ryan's pass intended for tight end Austin Hooper and Jones was there to grab the floating ball.

Parkey earlier had tied the game with a 49-yard field goal in the fourth quarter after Jay Cutler threw touchdown passes to wide receivers Kenny Stills and Jarvis Landry.

Running back Jay Ajayi was a key factor in the victory as well, as he rushed for 130 yards — his second 100-yard performance of the season.

The defense shut out the potent Atlanta offense in the second half, thanks to the pass rush and Jones' heroics.

The Dolphins began their comeback with the opening drive of the second half when they drove 75 yards on 15 plays. The 8:43 drive was the Dolphins' longest in terms of time since 2013 when they had a 9:10 drive against the New York Jets. The key play in the drive was a 3-yard completion from Cutler to running back Damien Williams.

The drive also featured an 18-yard completion from Cutler to Stills on third-and-2 and ended with the two hooking up for an 11-yard touchdown on third-and-7.

SCORING DRIVES

TEAM	QTR	TIME	PLAY (EXTRA POINT) (DRIVE INFO)	MIA	ATL
Falcons	1	9:41	M.Bryant 50 yd. Field Goal (11-43, 5:19)	0	3
Falcons	1	1:51	M.Hall 40 yd. pass from M.Ryan (M.Bryant kick) (9-90, 4:49)	0	10
Falcons	2	5:29	T.Coleman 6 yd. run (M.Bryant kick) (5-61, 2:23)	0	17
Dolphins	3	6:17	K.Stills 11 yd. pass from J.Cutler (C.Parkey kick) (15-75, 8:43)	7	17
Dolphins	3	1:32	J.Landry 7 yd. pass from J.Cutler (C.Parkey kick) (5-51, 2:30)	14	17
Dolphins	4	8:34	C.Parkey 49 yd. Field Goal (8-21, 3:08)	17	17
Dolphins	4	2:30	C.Parkey 38 yd. Field Goal (10-46, 4:30)	20	17

GAME STATISTICS

RUSHING (Att-Yds-TD):

Miami: J. Ajayi 26-130, D. Williams 4-9, J. Cutler 1-(-1).
Atlanta: D. Freeman 9-68, T. Coleman 9-32-1, M. Boshier 1-0.

PASSING (A-C-Y-TD-I):

Miami: J. Cutler 33-19-151-2-1.
Atlanta: M. Ryan 35-24-248-1-1.

RECEIVING (Rec-Yds-TD):

Miami: J. Landry 8-62-1, K. Stills 4-49-1, J. Thomas 3-22, D. Williams 3-14, J. Grant 1-4.
Atlanta: A. Hooper 7-48, Ju. Jones 6-72, T. Gabriel 4-39, J. Hardy 3-34, D. Freeman 2-11, M. Hall 1-40-1, T. Coleman 1-4.

SACKS (Sk-Yds):

Miami: N. Suh 1-5, C. Wake 1-4.
Atlanta: None.

INTERCEPTIONS (Int-Yds):

Miami: R. Jones 1-15.
Atlanta: D. Jones 1-1.

FORCED FUMBLES:

Miami: None.
Atlanta: None.

FUMBLE RECOVERIES (No-Yds):

Miami: None.
Atlanta: None.

TEAM STATS

	MIA	ATL
First Downs	20	19
Rushing	7	5
Passing	10	13
Penalty	3	1
3rd-Down Efficiency	5 for 12	6 for 11
4th-Down Efficiency	2 for 3	0 for 1
Total Net Yards	289	339
Total Net Plays	64	56
Average Gain	4.5	6.1
Net Yards Rushing	138	100
Rushes	31	19
Yards per Rush	4.5	5.3
Net Yards Passing	151	239
Completed - Attempted	19-33	24-35
Yards per Pass Play	4.6	6.5
Sacked - Yards Lost	0-0	2-9
Had Intercepted	1	1
Punts - Average	2-80-40.0	3-118-39.3
Return Yardage	58	35
Punts - Return Yards	1-8	0-0
Kickoffs - Return Yards	2-35	2-34
Interceptions - Return Yards	1-15	1-1
Penalties - Yards	4-42	6-73
Fumbles - Lost	0-0	1-0
Red-Zone Efficiency	2 for 3	1 for 1
Goal-to-Go Efficiency	0 for 0	1 for 1
Time of Possession	34:24	25:36



WEEK 7

OCT. 22, 2017 | MIAMI GARDENS, FLA.
 HARD ROCK STADIUM
 ATTENDANCE: 65,025 | TV: FOX

SCORING SUMMARY

N.Y. JETS 28 **MIAMI 31**

	1	2	3	4	F
N.Y. Jets	14	7	7	0	28
Miami	7	7	0	17	31

Matt Moore came off the bench to help the Dolphins produce another thrilling comeback victory.

After replacing injured starting quarterback Jay Cutler, Moore threw two touchdown passes to Kenny Stills to help erase a 28-14 fourth-quarter deficit and cornerback Bobby McCain had an interception to set up Cody Parkey's 39-game winning field goal with 22 seconds left as the Dolphins defeated the New York Jets 31-28 at Hard Rock Stadium.

The victory, which came a week after the Dolphins rallied from a 17-0 halftime deficit against the Atlanta Falcons, was their 12th consecutive in games decided by seven points or less. That's two shy of the NFL record, set by the Indianapolis Colts between 2008 and 2009.

On a first-and-10 from the Jets 15-yard line, McCain intercepted a pass near the sideline intended for wide receiver Jermaine Kearse.

Cutler threw two touchdown passes in the first half, connecting with Landry and Fasano, as the Dolphins score 14 points in the first half after combining for 13 in the first two quarters in their first five games.

Cutler and Moore became the first pair of Dolphins quarterbacks to throw touchdown passes in the same game since 2010 when Chad Henne and Tyler Thigpen did it in a 29-17 victory against the Tennessee Titans.

Quarterback Josh McCown threw for three touchdowns and ran for another for the Jets, who were trying to sweep the season series.

Along with Cutler, the Dolphins also lost left tackle Laremy Tunsil to a knee injury in the third quarter.

SCORING DRIVES

TEAM	QTR	TIME	PLAY (EXTRA POINT) (DRIVE INFO)	NYJ	MIA
Jets	1	12:55	J.Kearse 29 yd. pass from J.McCown (C.Catanzaro kick) (5-75, 2:05)	7	0
Dolphins	1	10:44	J.Landry 4 yd. pass from J.Cutler (C.Parkey kick) (5-75, 2:11)	7	7
Jets	1	1:27	R.Anderson 18 yd. pass from J.McCown (C.Catanzaro kick) (8-75, 4:54)	14	7
Dolphins	2	6:14	A.Fasano 4 yd. pass from J.Cutler (C.Parkey kick) (10-70, 5:11)	14	14
Jets	2	1:51	J.McCown 1 yd. run (C.Catanzaro kick) (2-1, 0:41)	21	14
Jets	3	1:41	A.Seferian-Jenkins 10 yd. pass from J.McCown (C.Catanzaro kick) (7-45, 4:05)	28	14
Dolphins	4	11:21	K.Stills 28 yd. pass from M.Moore (C.Parkey kick) (4-42, 1:27)	28	21
Dolphins	4	6:19	K.Stills 2 yd. pass from M.Moore (C.Parkey kick) (6-54, 3:25)	28	28
Dolphins	4	0:22	C.Parkey 39 yd. Field Goal (4-6, 0:17)	28	31

GAME STATISTICS

RUSHING (Att-Yds-TD):

N.Y. Jets: B. Powell 9-43, M. Forte 7-41, E. McGuire 3-7, J. McCown 3-1-1.
 Miami: J. Ajayi 23-51, D. Williams 2-2.

PASSING (A-C-Y-TD-I):

N.Y. Jets: J. McCown 27-17-209-3-1.
 Miami: M. Moore 21-13-188-2-1, J. Cutler 16-12-138-2-1.

RECEIVING (Rec-Yds-TD):

N.Y. Jets: M. Forte 5-41, R. Anderson 3-35-1, A. Seferian-Jenkins 3-21-1, B. Powell 2-40, J. Kerley 2-17, J. Kearse 1-29-1, E. Tomlinson 1-26.
 Miami: J. Landry 7-93-1, K. Stills 6-85-2, J. Thomas 3-58, J. Ajayi 3-26, A. Fasano 3-25-1, D. Williams 2-18, L. Carroo 1-21.

SACKS (Sk-Yds):

N.Y. Jets: D. Davis 1-9, Ja. Adams 1-8, J. Martin 1-5.
 Miami: C. Wake 2.5-24, N. Suh 0.5-5.

INTERCEPTIONS (Int-Yds):

N.Y. Jets: M. Maye 1-32, M. Wilkerson 1-3.
 Miami: B. McCain 1-6.

FORCED FUMBLES:

N.Y. Jets: D. Lee 1.
 Miami: None.

FUMBLE RECOVERIES (No-Yds):

N.Y. Jets: None.
 Miami: T. Fede 1.

TEAM STATS	NYJ	MIA
First Downs	16	25
Rushing	4	3
Passing	10	16
Penalty	2	6
3rd-Down Efficiency	4 for 11	5 for 13
4th-Down Efficiency	0 for 0	0 for 0
Total Net Yards	272	357
Total Net Plays	52	65
Average Gain	5.2	5.5
Net Yards Rushing	92	53
Rushes	22	25
Yards per Rush	4.2	2.1
Net Yards Passing	180	304
Completed - Attempted	17-27	25-37
Yards per Pass Play	6.0	7.6
Sacked - Yards Lost	3-29	3-22
Had Intercepted	1	2
Punts - Average	7-321-45.9	6-267-44.5
Return Yardage	89	95
Punts - Return Yards	4-24	4-33
Kickoffs - Return Yards	2-30	2-56
Interceptions - Return Yards	2-35	1-6
Penalties - Yards	12-124	9-76
Fumbles - Lost	2-1	1-0
Red-Zone Efficiency	3 for 3	3 for 3
Goal-to-Go Efficiency	1 for 1	3 for 3
Time of Possession	28:02	31:58



2017 GAME RECAPS

WEEK 8

OCT. 26, 2017 | BALTIMORE, MD.
M&T BANK STADIUM
ATTENDANCE: 70,408 | TV: CBS/NFLN/AMAZON

SCORING SUMMARY

MIAMI 0

BALTIMORE 40

	1	2	3	4	F
Miami	0	0	0	0	0
Baltimore	7	13	0	20	40

It was another disappointing visit to Baltimore for the Miami Dolphins. Quarterbacks Joe Flacco and Ryan Mallett each threw a touchdown pass to help the Ravens build a 20-0 halftime lead on their way to a 40-0 victory in a Thursday night game at M&T Bank Stadium.

Linebacker C.J. Mosley and cornerback Jimmy Smith both returned interceptions for touchdowns, Mosley going 63 yards in the third quarter and Smith going 50 in the fourth. Wide receiver Chris Moore had another fourth-quarter touchdown when he recovered a Baltimore fumble in the end zone.

Justin Tucker kicked two field goals, though rookie Dolphins defensive tackle Vincent Taylor blocked a 46-yard attempt in the second half. That, unfortunately, was a rare highlight for the Dolphins.

Running back Jay Ajayi had a season-long 21-yard run on his first carry, but found little room to run after that.

Matt Moore made his first start of the season at quarterback in place of injured starter Jay Cutler, but he couldn't duplicate his first start of 2016 when he had four touchdown passes against the New York Jets.

Moore was sacked three times, including a fourth-down play in the fourth quarter.

Along with Cutler, the Dolphins also played without starting defensive end Andre Branch and starting left guard Anthony Steen, who were nursing groin and foot injuries, respectively. Rookie first-round pick Charles Harris made his first NFL start in place of Branch.

The loss at Baltimore ended the Dolphins' three-game winning streak. The Dolphins had a six-game winning streak end in Baltimore last season.

SCORING DRIVES

TEAM	QTR	TIME	PLAY (EXTRA POINT) (DRIVE INFO)	MIA	BAL
Ravens	1	8:19	J.Maclin 34 yd. pass from J.Flacco (J.Tucker kick) (3-40, 0:50)	0	7
Ravens	2	13:16	J.Tucker 55 yd. Field Goal (7-35, 2:51)	0	10
Ravens	2	8:02	J.Tucker 48 yd. Field Goal (8-30, 3:48)	0	13
Ravens	2	1:56	B.Watson 2 yd. pass from R.Mallett (J.Tucker kick) (8-60, 3:04)	0	20
Ravens	4	14:15	C.Mosley 63 yd. interception return (pass failed)	0	26
Ravens	4	6:39	C.Moore fumble recovery in end zone (J.Tucker kick) (8-38, 4:44)	0	33
Ravens	4	4:28	J.Smith 50 yd. interception return (J.Tucker kick)	0	40

GAME STATISTICS

RUSHING (Att-Yds-TD):

Miami: J. Ajayi 13-23, K. Drake 6-22.
Baltimore: A. Collins 18-133, J. Allen 17-55, J. Flacco 1-9, R. Mallett 4-(-3).

PASSING (A-C-Y-TD-I):

Miami: M. Moore 44-25-176-0-2.
Baltimore: J. Flacco 15-10-101-1-0, R. Mallett 7-3-20-1-0.

RECEIVING (Rec-Yds-TD):

Miami: L. Carroo 6-48, K. Stills 5-65, J. Landry 5-33, J. Ajayi 4-18, A. Fasano 2-11, J. Thomas 2-2, D. Williams 2-(-1).
Baltimore: N. Boyle 4-29, J. Maclin 3-53-1, A. Collins 2-30, B. Watson 2-6-1, J. Allen 1-2, P. Ricard 1-1.

SACKS (Sk-Yds):

Miami: None.
Baltimore: A. Levine Sr. 1-8, T. Bowser 1-5, C. Mosley 0.5-6, Z. Smith 0.5-6.

INTERCEPTIONS (Int-Yds):

Miami: None.
Baltimore: C. Mosley 1-63-1, J. Smith 1-50-1.

FORCED FUMBLES:

Miami: None.
Baltimore: None.

FUMBLE RECOVERIES (No-Yds):

Miami: None.
Baltimore: None.

TEAM STATS

	MIA	BAL
First Downs	13	19
Rushing	3	9
Passing	9	7
Penalty	1	3
3rd-Down Efficiency	4 for 15	3 for 13
4th-Down Efficiency	0 for 2	0 for 0
Total Net Yards	196	295
Total Net Plays	66	62
Average Gain	3.0	4.8
Net Yards Rushing	45	174
Rushes	19	40
Yards per Rush	2.4	4.4
Net Yards Passing	151	121
Completed - Attempted	25-44	13-22
Yards per Pass Play	3.2	5.5
Sacked - Yards Lost	3-25	0-0
Had Intercepted	2	0
Punts - Average	8-328-41.0	5-225-45.0
Return Yardage	20	148
Punts - Return Yards	2-5	3-9
Kickoffs - Return Yards	1-15	1-26
Interceptions - Return Yards	0-0	2-113
Penalties - Yards	7-43	5-40
Fumbles - Lost	0-0	1-0
Red-Zone Efficiency	0 for 0	2 for 2
Goal-to-Go Efficiency	0 for 0	2 for 2
Time of Possession	28:46	31:14



2017 GAME RECAPS

WEEK 9

NOV. 5, 2017 | MIAMI GARDENS, FLA.
HARD ROCK STADIUM
ATTENDANCE: 65,139 | TV: NBC

SCORING SUMMARY

OAKLAND 27

MIAMI 24

	1	2	3	4	F
Oakland	3	10	7	7	27
Miami	0	9	7	8	24

The Oakland Raiders spoiled the Dolphins' return to Sunday Night Football. Quarterback Jay Cutler returned to action and threw three touchdown passes, but it wasn't enough as the Dolphins suffered a 27-24 loss at Hard Rock Stadium in their first Sunday night appearance since 2010.

Marshawn Lynch rushed for two touchdowns and Derek Carr threw a 44-yard TD pass to Johnny Holton for the Raiders, who came in having lost five of their past six games.

Running back Damien Williams, wide receiver Jarvis Landry and tight end Julius Thomas had the touchdowns for the Dolphins, who concluded the first half of the regular season with a 4-4 record. Cody Parkey kicked a 49-yard field goal.

Kenyan Drake had a 42-yard run for the Dolphins' longest offensive play of the game.

Ndamukong Suh produced the defensive highlight when he jumped to knock the ball out of quarterback Derek Carr's hand as he was preparing to pass. Raiders tackle Marshall Newhouse recovered the fumble, but he lost the ball again when he was hit by linebacker Kiko Alonso and defensive end Charles Harris recovered for the Dolphins takeaway. Safety Reshad Jones had an interception on the final play before the two-minute warning.

The Dolphins were hurt by penalties and miscues, including a lost fumble by Drake and 11 penalties.

Oakland seemingly put the game away when Lynch scored his second touchdown on a 3-yard run to make it a 27-16 score. The play immediately followed a defensive pass interference penalty on cornerback Xavier Howard and a completion accompanied by a personal foul penalty on Reshad Jones.

The Dolphins scored with 1:32 left to make it 27-24 after Drake ran it in for the two-point conversion, but the comeback attempt ended when Raiders wide receiver Amari Cooper recovered the ensuing onside kick.

SCORING DRIVES

TEAM	QTR	TIME	PLAY (EXTRA POINT) (DRIVE INFO)	OAK	MIA
Raiders	1	7:31	G.Tavecchio 36 yd. Field Goal (12-58, 7:29)	3	0
Dolphins	2	10:37	D.Williams 10 yd. pass from J.Cutler (kick failed, hlu) (10-82, 5:35)	3	6
Raiders	2	3:26	J.Holton 44 yd. pass from D.Carr (G.Tavecchio kick) (6-81, 4:02)	10	6
Dolphins	2	0:32	C.Parkey 49 yd. Field Goal (8-49, 2:54)	10	9
Raiders	2	0:00	G.Tavecchio 53 yd. Field Goal (5-42, 0:32)	13	9
Raiders	3	9:23	M.Lynch 22 yd. run (G.Tavecchio kick) (6-67, 3:24)	20	9
Dolphins	3	6:34	J.Landry 6 yd. pass from J.Cutler (C.Parkey kick) (7-75, 2:49)	20	16
Raiders	4	4:37	M.Lynch 3 yd. run (G.Tavecchio kick) (6-87, 2:44)	27	16
Dolphins	4	1:32	J.Thomas 15 yd. pass from J.Cutler (K.Drake run) (5-83, 0:22)	27	24

GAME STATISTICS

RUSHING (Att-Yds-TD):

Oakland: M. Lynch 14-57-2, D. Washington 4-16, J. Richard 5-14, D. Carr 4-(-3).

Miami: K. Drake 9-69, D. Williams 7-14, M. Gray 1-3, J. Cutler 1-0.

PASSING (A-C-Y-TD-I):

Oakland: D. Carr 30-21-300-1-1.

Miami: J. Cutler 42-34-311-3-0.

RECEIVING (Rec-Yds-TD):

Oakland: J. Cook 8-126, A. Cooper 4-58, M. Crabtree 3-40, S. Roberts 2-28, M. Lynch 2-6, J. Holton 1-44-1, D. Washington 1-(-2).

Miami: J. Thomas 6-84-1, D. Williams 6-47-1, K. Drake 6-35, J. Landry 6-32-1, D. Parker 5-76, K. Stills 3-28, A. Fasano 2-9.

SACKS (Sk-Yds):

Oakland: M. Edwards 0.5-1, B. Irvin 0.5-1.

Miami: N. Suh 1-5.

INTERCEPTIONS (Int-Yds):

Oakland: None

Miami: R. Jones 1-0.

FORCED FUMBLES:

Oakland: B. Irvin 1.

Miami: K. Alonso 1, N. Suh 1.

FUMBLE RECOVERIES (No-Yds):

Oakland: T. Carrie 1-0.

Miami: C. Harris 1-0.

TEAM STATS

	OAK	MIA
First Downs	20	23
Rushing	4	4
Passing	14	15
Penalty	2	4
3rd-Down Efficiency	8 for 15	5 for 12
4th-Down Efficiency	0 for 0	0 for 1
Total Net Yards	379	395
Total Net Plays	58	61
Average Gain	6.5	6.5
Net Yards Rushing	84	86
Rushes	27	18
Yards per Rush	3.1	4.8
Net Yards Passing	295	309
Completed - Attempted	21-30	34-42
Yards per Pass Play	9.5	7.2
Sacked - Yards Lost	1-5	1-2
Had Intercepted	1	0
Punts - Average	3-140-46.7	5-221-44.2
Return Yardage	82	52
Punts - Return Yards	2-21	1-5
Kickoffs - Return Yards	2-61	2-47
Interceptions - Return Yards	0-0	1-0
Penalties - Yards	10-105	11-107
Fumbles - Lost	3-1	2-1
Red-Zone Efficiency	1 for 2	3 for 3
Goal-to-Go Efficiency	1 for 1	2 for 2
Time of Possession	30:56	29:04



2017 GAME RECAPS

WEEK 10

NOV. 13, 2017 | CHARLOTTE, N.C.
BANK OF AMERICA STADIUM
ATTENDANCE: 72,790 | TV: ESPN

SCORING SUMMARY

MIAMI 21

CAROLINA 45

	1	2	3	4	F
Miami	0	7	7	7	21
Carolina	3	14	21	7	45

The Dolphins completed their trio of prime-time games in disappointing fashion.

Running back Kenyan Drake had the Dolphins' longest offensive play of the season when he scored on a 66-yard touchdown run and Jay Cutler threw two touchdown passes, but it wasn't nearly enough as the Dolphins left Bank of America Stadium with a 45-21 loss.

Tight end Julius Thomas and wide receiver Jarvis Landry had the touchdown receptions for the Dolphins.

Rookie running back Christian McCaffrey had a touchdown run and a touchdown reception for Carolina, and wide receiver Devin Funchess had two touchdown catches. Cam Newton threw four touchdown passes and had a 69-yard run in the third quarter.

Drake's run, which surpassed his 42-yard run eight days earlier as the Dolphins' longest offensive play of the season, was the team's first rushing touchdown of the season. It was the longest run for the Dolphins since Oct. 25, 2015 when Lamar Miller had an 85-yard touchdown against the Houston Texans.

The Dolphins trailed 10-7 when the game turned late in the first half.

After Thomas scored on a shovel pass to cut into Carolina's 10-0 deficit, the Dolphins stopped the Panthers' two-minute drive at the end of the first half. But after the Dolphins took over at their own 20 with under a minute left, Jay Cutler was intercepted by linebacker Luke Kuechly and Carolina took a 17-7 lead into halftime after Newton threw a TD pass to tight end Ed Dickson.

SCORING DRIVES

TEAM	QTR	TIME	PLAY (EXTRA POINT) (DRIVE INFO)	MIA	CAR
Panthers	1	1:50	G.Gano 40 yd. Field Goal (11-42, 5:33)	0	3
Panthers	2	6:59	C.McCaffrey 4 yd. run (G.Gano kick) (12-85, 6:17)	0	10
Dolphins	2	2:12	J.Thomas 2 yd. pass from J.Cutler (C.Parkey kick) (10-75, 4:47)	7	10
Panthers	2	0:19	E.Dickson 7 yd. pass from C.Newton (G.Gano kick) (4-20, 0:22)	7	17
Panthers	3	11:50	D.Funchess 28 yd. pass from C.Newton (G.Gano kick) (8-78, 3:10)	7	24
Panthers	3	7:15	C.Artis-Payne 12 yd. run (G.Gano kick) (4-48, 2:19)	7	31
Dolphins	3	5:47	K.Drake 66 yd. run (C.Parkey kick) (3-75, 1:28)	14	31
Panthers	3	3:07	C.McCaffrey 2 yd. pass from C.Newton (G.Gano kick) (4-87, 2:40)	14	38
Panthers	4	8:20	D.Funchess 32 yd. pass from C.Newton (G.Gano kick) (11-83, 6:43)	14	45
Dolphins	4	4:05	J.Landry 9 yd. pass from J.Cutler (C.Parkey kick) (10-75, 4:15)	21	45

GAME STATISTICS

RUSHING (Att-Yds-TD):

Miami: K. Drake 7-82-1, D. Williams 9-19, J. Cutler 1-(-1).
Carolina: J. Stewart 17-110, C. Newton 5-95, C. Artis-Payne 7-68-1, C. McCaffrey 5-23-1, D. Anderson 2-(-2).

PASSING (A-C-Y-TD-I):

Miami: J. Cutler 37-22-213-2-1.
Carolina: C. Newton 35-21-254-4-0.

RECEIVING (Rec-Yds-TD):

Miami: D. Parker 6-66, K. Stills 5-67, J. Landry 5-42-1, D. Williams 2-20, K. Drake 2-10, J. Thomas 2-8-1.
Carolina: D. Funchess 5-92-2, C. Samuel 5-45, R. Shepard 3-40, E. Dickson 3-33-1, C. McCaffrey 3-27-1, B. Bersin 1-12, K. Clay 1-5.

SACKS (Sk-Yds):

Miami: None.
Carolina: None.

INTERCEPTIONS (Int-Yds):

Miami: None.
Carolina: L. Kuechly 1-0.

FORCED FUMBLES:

Miami: None.
Carolina: None.

FUMBLE RECOVERIES (No-Yds):

Miami: None.
Carolina: None.

TEAM STATS

	MIA	CAR
First Downs	17	30
Rushing	3	12
Passing	12	16
Penalty	2	2
3rd-Down Efficiency	7 for 12	11 for 14
4th-Down Efficiency	0 for 1	0 for 0
Total Net Yards	313	548
Total Net Plays	54	71
Average Gain	5.8	7.7
Net Yards Rushing	100	294
Rushes	17	36
Yards per Rush	5.9	8.2
Net Yards Passing	213	254
Completed - Attempted	22-37	21-35
Yards per Pass Play	5.8	7.3
Sacked - Yards Lost	0-0	0-0
Had Intercepted	1	0
Punts - Average	4-167-41.8	2-85-42.5
Return Yardage	87	91
Punts - Return Yards	0-0	2-10
Kickoffs - Return Yards	4-87	4-81
Interceptions - Return Yards	0-0	1-0
Penalties - Yards	7-57	6-37
Fumbles - Lost	0-0	0-0
Red-Zone Efficiency	2 for 2	4 for 4
Goal-to-Go Efficiency	1 for 1	3 for 3
Time of Possession	24:21	35:39



2017 GAME RECAPS

WEEK 11

NOV. 19, 2017 | MIAMI GARDENS, FLA.
HARD ROCK STADIUM
ATTENDANCE: 65,089 | TV: FOX

SCORING SUMMARY

TAMPA BAY 30	MIAMI 20
---------------------	-----------------

	1	2	3	4	F
Tampa Bay	3	17	0	10	30
Miami	7	0	6	7	20

Matt Moore was called on to come into the game at quarterback for the second time this season, but the Dolphins weren't able to rally for a victory this time.

Moore replaced Jay Cutler, who left in the second half because of a concussion, helped the Dolphins erase a 20-7 deficit but Tampa Bay prevailed in the end, winning 30-20 on a 35-yard field goal by Patrick Murray with 6 seconds left.

Tampa Bay scored a touchdown on the final play on a fumble recovery in the end zone after the Dolphins began using laterals in a desperate effort to score a miraculous touchdown.

The Dolphins (4-6) tied the score 20-20 when Moore hit Kenny Stills with a 61-yard touchdown pass, capping Stills' seven-catch, 180-yard day.

But Tampa Bay answered with a 58-yard drive that began with a 17-yard pass from Ryan Fitzpatrick, starting in place of the injured Jameis Winston, to wide receiver Mike Evans.

Moore helped the Dolphins erase a 28-14 deficit in a 31-28 victory against the New York Jets on Oct. 22.

Before tying the game, the Dolphins missed several opportunities in the second half.

One of those came with 6:50 left in the fourth quarter when Damien Williams was stuffed for no gain on a fourth-and-1 from the Tampa Bay 34-yard line. The Dolphins earlier had to settle for two Cody Parkey field goals after they got into the red zone.

Jarvis Landry scored the first Dolphins touchdown when he caught a 2-yard pass from Cutler in the first quarter.

SCORING DRIVES

TEAM	QTR	TIME	PLAY (EXTRA POINT) (DRIVE INFO)	TB	MIA
Buccaneers	1	7:13	P.Murray 30 yd. Field Goal (7-63, 3:28)	3	0
Dolphins	1	4:23	J.Landry 2 yd. pass from J.Cutler (C.Parkey kick) (7-90, 2:50)	3	7
Buccaneers	2	14:10	P.Murray 30 yd. Field Goal (11-59, 5:13)	6	7
Buccaneers	2	12:14	O.Howard 6 yd. pass from R.Fitzpatrick (P.Murray kick) (2-5, 0:41)	13	7
Buccaneers	2	0:45	D.Jackson 4 yd. pass from R.Fitzpatrick (P.Murray kick) (4-37, 1:05)	20	7
Dolphins	3	10:57	C.Parkey 26 yd. Field Goal (9-70, 4:03)	20	10
Dolphins	3	4:19	C.Parkey 31 yd. Field Goal (11-66, 4:52)	20	13
Dolphins	4	3:00	K.Stills 61 yd. pass from M.Moore (C.Parkey kick) (5-74, 1:37)	20	20
Buccaneers	4	0:04	P.Murray 35 yd. Field Goal (9-58, 2:56)	23	20
Buccaneers	4	0:00	A.Glanton fumble recovery in end zone (P.Murray kick)	30	20

GAME STATISTICS

RUSHING (Att-Yds-TD):

Tampa Bay: D. Martin 19-38, R. Fitzpatrick 3-9, C. Sims III 1-3, J. Rodgers 1-3.
Miami: D. Williams 10-78, K. Drake 7-4, J. Cutler 1-1, M. Moore 1-0.

PASSING (A-C-Y-TD-I):

Tampa Bay: R. Fitzpatrick 37-22-275-2-0.
Miami: M. Moore 28-17-1-0, J. Cutler 12-6-83-1-3.

RECEIVING (Rec-Yds-TD):

Tampa Bay: M. Evans 5-92, O. Howard 3-52-1, C. Sims III 3-25, C. Godwin 2-38, D. Jackson 2-28-1, A. Humphries 2-11, P. Barber 2-11, D. Martin 2-6, C. Brate 1-12.
Miami: K. Stills 7-180-1, J. Landry 6-95-1, J. Thomas 4-30, D. Parker 4-26, D. Williams 1-24, K. Drake 1-10.

SACKS (Sk-Yds):

Tampa Bay: G. McCoy 1-0.
Miami: J. Phillips 1-7.

INTERCEPTIONS (Int-Yds):

Tampa Bay: K. Alexander 1-20, J. Evans 1-11, R. McClain 1-6.
Miami: None.

FORCED FUMBLES:

Tampa Bay: R. Smith 1, C. Conte 1.
Miami: None.

FUMBLE RECOVERIES (No-Yds):

Tampa Bay: R. Smith 1-0, A. Glanton 1-0-1.
Miami: None.

TEAM STATS	TB	MIA
First Downs	19	18
Rushing	2	1
Passing	15	15
Penalty	2	2
3rd-Down Efficiency	3 for 13	6 for 13
4th-Down Efficiency	0 for 0	0 for 1
Total Net Yards	321	448
Total Net Plays	62	60
Average Gain	5.2	7.5
Net Yards Rushing	53	83
Rushes	24	19
Yards per Rush	2.2	4.4
Net Yards Passing	268	365
Completed - Attempted	22-37	23-40
Yards per Pass Play	7.1	8.9
Sacked - Yards Lost	1-7	1-0
Had Intercepted	0	3
Punts - Average	6-249-41.5	2-106-53.0
Return Yardage	97	89
Punts - Return Yards	1-7	3-20
Kickoffs - Return Yards	2-53	4-69
Interceptions - Return Yards	3-37	0-0
Penalties - Yards	9-82	17-123
Fumbles - Lost	0-0	4-2
Red-Zone Efficiency	2 for 5	1 for 4
Goal-to-Go Efficiency	2 for 2	1 for 2
Time of Possession	31:49	28:11



2017 GAME RECAPS

WEEK 12

NOV. 26, 2017 | FOXBOROUGH, MASS.
GILLETTE STADIUM
ATTENDANCE: 65,878 | TV: CBS

SCORING SUMMARY

MIAMI 17

NEW ENGLAND 35

	1	2	3	4	F
Miami	0	10	0	7	17
New England	14	7	7	7	35

On a day when the Dolphins lost players to injuries and an ejection, a fake punt set the stage for a frustrating day at Gillette Stadium.

Quarterback Tom Brady threw four touchdown passes, and running back Rex Burkhead and tight end Rob Gronkowski each scored two touchdowns as the New England Patriots handed the Dolphins a 35-17 defeat.

The Dolphins lost running back Senorise Perry on the second-half kickoff after he was taken out to be evaluated for a concussion. Damien Williams left the game later in that third quarter when he sustained a shoulder injury while being tackled after an 11-yard run.

Cornerback Bobby McCain was ejected in the third quarter after officials ruled a throw a punch at New England wide receiver Danny Amendola after the two became tangled on a Patriots running play.

Safety Reshad Jones and Kenyan Drake, the only running back available after Perry and Williams left the game, scored the Dolphins touchdowns. Cody Parkey kicked a 28-yard field goal in the second quarter.

Jones scored when he returned a fumble 14 yards in the second quarter. The fumble came when backup center Ted Karras snapped the ball in shotgun formation when Brady wasn't looking at him.

It was Jones' second touchdown of the season and the fifth of his career.

Drake scored on a screen pass in the fourth quarter when the Dolphins trailed 28-10.

SCORING DRIVES

TEAM	QTR	TIME	PLAY (EXTRA POINT) (DRIVE INFO)	MIA	NE
Patriots	1	11:39	R.Burkhead 2 yd. run (S.Gostkowski kick)	0	7
Patriots	1	5:33	R.Gronkowski 5 yd. pass from T.Brady (S.Gostkowski kick) (9-88, 4:39)	0	14
Dolphins	2	13:19	R.Jones 14 yd. fumble return (C.Parkey kick)	7	14
Patriots	2	8:29	R.Burkhead 1 yd. pass from T.Brady (S.Gostkowski kick) (9-78, 4:50)	7	21
Dolphins	2	4:06	C.Parkey 28 yd. Field Goal (9-65, 4:23)	10	21
Patriots	3	10:28	R.Gronkowski 15 yd. pass from T.Brady (S.Gostkowski kick) (7-77, 2:46)	10	28
Dolphins	4	11:43	K.Drake 8 yd. pass from M.Moore (C.Parkey kick) (8-73, 3:12)	17	28
Patriots	4	6:31	B.Cooks 5 yd. pass from T.Brady (S.Gostkowski kick) (5-38, 2:10)	17	35

GAME STATISTICS

RUSHING (Att-Yds-TD):

Miami: D. Williams 8-38, K. Drake 9-20, M. Moore 2-9.
New England: D. Lewis 15-112, R. Burkhead 13-50-1, N. Ebner 1-14, J. White 3-13, B. Cooks 1-11, T. Brady 5-(-4).

PASSING (A-C-Y-TD-I):

Miami: M. Moore 34-23-215-1-12.
New England: T. Brady 28-18-227-4-1.

RECEIVING (Rec-Yds-TD):

Miami: J. Landry 8-70, J. Thomas 5-52, K. Stills 3-47, K. Drake 3-27-1, D. Williams 3-14, D. Parker 1-5.
New England: B. Cooks 6-83-1, R. Gronkowski 5-82-2, R. Burkhead 2-3-1, P. Dorsett 1-39, D. Amendola 1-15, J. White 1-2, D. Allen 1-2, D. Lewis 1-1.

SACKS (Sk-Yds):

Tampa Bay: G. McCoy 1-0.
Miami: J. Phillips 1-7.

INTERCEPTIONS (Int-Yds):

Miami: B. McCain 1-0.
New England: S. Gilmore 1-20, D. Harmon 1-0.

FORCED FUMBLES:

Miami: W. Aikens 1, A. Verner 1.
New England: M. Butler 1, T. Flowers 1.

FUMBLE RECOVERIES (No-Yds):

Miami: R. Jones 1-14-1.
New England: P. Chung 1-0.

TEAM STATS

	MIA	NE
First Downs	15	25
Rushing	5	9
Passing	9	11
Penalty	1	5
3rd-Down Efficiency	2 for 11	5 for 12
4th-Down Efficiency	2 for 3	1 for 2
Total Net Yards	221	417
Total Net Plays	60	67
Average Gain	3.7	6.2
Net Yards Rushing	67	196
Rushes	19	38
Yards per Rush	3.5	5.2
Net Yards Passing	154	221
Completed - Attempted	23-34	18-28
Yards per Pass Play	3.8	7.6
Sacked - Yards Lost	7-61	1-6
Had Intercepted	2	1
Punts - Average	5-208-41.6	3-122-40.7
Return Yardage	97	59
Punts - Return Yards	1-0	3-4
Kickoffs - Return Yards	4-97	2-35
Interceptions - Return Yards	1-0	2-20
Penalties - Yards	6-52	7-70
Fumbles - Lost	2-1	4-1
Red-Zone Efficiency	1 for 3	5 for 5
Goal-to-Go Efficiency	1 for 2	4 for 4
Time of Possession	27:19	32:41



2017 GAME RECAPS

WEEK 13

DEC. 3, 2017 | MIAMI GARDENS, FLA.
HARD ROCK STADIUM
ATTENDANCE: 65,092 | TV: FOX

SCORING SUMMARY

DENVER 9

MIAMI 35

	1	2	3	4	F
Denver	0	3	6	0	9
Miami	2	14	10	9	35

The Dolphins used big plays on offense, defense and special teams to end their five-game losing streak.

Cornerback Xavien Howard scored on a pick-six, running back Kenyan Drake had a 42-yard touchdown run, and Terrence Fede blocked a punt when the Dolphins defeated the Denver Broncos 35-9 at Hard Rock Stadium.

The Dolphins set a season high for points, topping their 31 in their victory against the New York Jets on Oct. 22. Their output included two safeties, a first in franchise history.

Howard, who came into the game looking for his first career regular season interception, had another pick in the fourth quarter.

Tight end Julius Thomas, who spent the first four seasons of his NFL career with Denver, scored the Dolphins' first touchdown on a 9-yard reception. Jay Cutler threw a second touchdown pass, a 23-yarder to Kenny Stills, with 10:21 left in the fourth quarter.

The Dolphins got their first safety when an errant snap went over the head of Denver quarterback Trevor Siemian and he batted the ball out of the back of the end zone. The second came in the fourth quarter when Chase Allen forced the ball loose from Denver returner Isaiah McKenzie at the 3-yard line and McKenzie was tackled in the end zone after recovering the loose ball.

Cody Parkey also kicked a field goal.

Drake, getting an increased workload with running back Damien Williams inactive because of a shoulder injury, set career highs in attempts with 22 and yards with 116.

SCORING DRIVES

TEAM	QTR	TIME	PLAY (EXTRA POINT) (DRIVE INFO)	DEN	MIA
Dolphins	1	3:07	M.Paradis fumble out of bounds in end zone for a Safety	0	2
Broncos	2	13:28	B.McManus 31 yd. Field Goal (7-67, 2:57)	3	2
Dolphins	2	9:39	J.Thomas 9 yd. pass from J.Cutler (C.Parkey kick) (9-75, 3:49)	3	9
Dolphins	2	9:32	X.Howard 30 yd. interception return (C.Parkey kick)	3	16
Dolphins	3	10:32	C.Parkey 37 yd. Field Goal (5-28, 2:45)	3	19
Broncos	3	4:56	J.Simmons 65 yd. interception return (pass failed)	9	19
Dolphins	3	2:54	K.Drake 42 yd. run (C.Parkey kick) (4-61, 2:02)	9	26
Dolphins	4	10:21	K.Stills 23 yd. pass from J.Cutler (C.Parkey kick) (1-23, 0:06)	9	33
Dolphins	4	8:49	I.McKenzie tackled in end zone by S.Perry for a Safety	9	35

GAME STATISTICS

RUSHING (Att-Yds-TD):

Denver: C. Anderson 15-67, T. Siemian 3-16, J. Charles 3-12, D. Booker 2-8.
Miami: K. Drake 23-120-1, S. Perry 5-22, J. Grant 1-2, J. Cutler 1-1.

PASSING (A-C-Y-TD-I):

Denver: T. Siemian 41-19-200-0-3.
Miami: J. Cutler 31-18-235-2-2, D. Fales 1-0-0-0-0.

RECEIVING (Rec-Yds-TD):

Denver: J. Charles 5-39, C. Anderson 4-43, D. Thomas 2-27, A. Traylor 2-16, E. Sanders 2-11, V. Green 1-36, B. Fowler 1-23, C. Latimer 1-5, D. Booker 1-0.
Miami: K. Stills 5-98-1, J. Landry 5-62, K. Drake 3-21, J. Thomas 3-20-1, A. Fasano 1-29, D. Parker 1-5.

SACKS (Sk-Yds):

Denver: S. Harris 1-6, V. Miller 0.5-3.5, Z. Kerr 0.5-3.5.
Miami: J. Phillips 1-14, B. McCain 1-13, A. Branch 1-6.

INTERCEPTIONS (Int-Yds):

Denver: J. Simmons 1-65-1, C. Harris 1-13.
Miami: X. Howard 2-42-1, T. McDonald 1-7.

FORCED FUMBLES:

Denver: B. Roby 1.
Miami: C. Allen 1.

FUMBLE RECOVERIES (No-Yds):

Denver: B. Roby 1-0.
Miami: None.

TEAM STATS

	DEN	MIA
First Downs	14	15
Rushing	3	4
Passing	10	10
Penalty	1	1
3rd-Down Efficiency	1 for 13	4 for 15
4th-Down Efficiency	0 for 1	0 for 0
Total Net Yards	270	367
Total Net Plays	67	64
Average Gain	4.0	5.7
Net Yards Rushing	103	145
Rushes	23	30
Yards per Rush	4.5	4.8
Net Yards Passing	167	222
Completed - Attempted	19-41	18-32
Yards per Pass Play	3.8	6.5
Sacked - Yards Lost	3-33	2-13
Had Intercepted	3	2
Punts - Average	8-340-42.5	9-386-42.9
Return Yardage	90	162
Punts - Return Yards	1--3	5-56
Kickoffs - Return Yards	1-15	3-57
Interceptions - Return Yards	2-78	3-49
Penalties - Yards	9-57	7-85
Fumbles - Lost	2-0	1-1
Red-Zone Efficiency	0 for 2	1 for 2
Goal-to-Go Efficiency	0 for 1	1 for 1
Time of Possession	25:38	34:22



2017 GAME RECAPS

WEEK 14

DEC. 11, 2017 | MIAMI GARDENS, FLA.
HARD ROCK STADIUM
ATTENDANCE: 65,548 | TV: ESPN

SCORING SUMMARY

	1	2	3	4	F
New England	0	10	0	10	20
Miami	6	7	14	0	27

NEW ENGLAND 20

MIAMI 27

In their final prime-time appearance of the season, the Dolphins put together their best performance of 2017.

Jay Cutler threw three touchdown passes, including two to Jarvis Landry, Kenyan Drake had 193 yards from scrimmage, and Xavien Howard had two interceptions when the Dolphins defeated the New England Patriots 27-20 at Hard Rock Stadium on Monday Night football.

Drake rushed for 114 yards, his second consecutive 100-yard performance.

Jakeem Grant also had a touchdown for the Dolphins, who beat New England in Miami for the fourth time in five years.

The Dolphins ended New England's 14-game road winning streak, which was the second-longest in NFL history. The Dolphins defense held New England to 0-for-11 in third-down conversions, the first time since 1991 the Patriots were shut out in that category.

The Dolphins led 27-10 going into the fourth quarter before New England made it a closer final score.

Howard, who had two picks in the 35-9 victory against the Denver Broncos eight days earlier, became the first cornerback in Dolphins history to record two interceptions in back-to-back games.

Howard's first interception came on New England's first drive after Cody Parkey had given the Dolphins a 3-0 lead with a 30-yard field goal. The big play on the drive was Drake's 26-yard run on his first carry of the game.

The Dolphins later converted a fourth-and-1 from the New England 36-yard line when Cutler threw a 15-yard pass to Parker after rolling out on a naked bootleg.

SCORING DRIVES

TEAM	QTR	TIME	PLAY (EXTRA POINT) (DRIVE INFO)	NE	MIA
Dolphins	1	9:01	C.Parkey 30 yd. Field Goal (13-69, 5:59)	0	3
Dolphins	1	3:49	C.Parkey 44 yd. Field Goal (8-34, 4:26)	0	6
Patriots	2	6:18	R.Burkhead 3 yd. run (S.Gostkowski kick) (5-51, 2:56)	7	6
Dolphins	2	3:33	J.Landry 5 yd. pass from J.Cutler (C.Parkey kick) (7-80, 2:45)	7	13
Patriots	2	0:02	S.Gostkowski 46 yd. Field Goal (8-47, 3:31)	10	13
Dolphins	3	11:03	J.Grant 25 yd. pass from J.Cutler (C.Parkey kick) (5-46, 2:21)	10	20
Dolphins	3	4:43	J.Landry 4 yd. pass from J.Cutler (C.Parkey kick) (8-82, 4:21)	10	27
Patriots	4	13:05	J.White 3 yd. pass from T.Brady (S.Gostkowski kick) (6-53, 2:29)	17	27
Patriots	4	0:53	S.Gostkowski 33 yd. Field Goal (6-62, 1:31)	20	27

GAME STATISTICS

RUSHING (Att-Yds-TD):

New England: D. Lewis 5-17, R. Burkhead 5-8-1.
Miami: K. Drake 25-114, J. Cutler 4-4, M. Gray 1-2.

PASSING (A-C-Y-TD-I):

New England: T. Brady 43-24-233-1-2.
Miami: J. Cutler 38-25-263-3-0.

RECEIVING (Rec-Yds-TD):

New England: D. Amendola 6-76, D. Lewis 5-50, R. Burkhead 5-45, J. White 3-11-1, D. Allen 2-10, B. Cooks 1-38, J. Develin 1-2, C. Hogan 1-1.
Miami: J. Landry 8-46-2, K. Drake 5-79, D. Parker 4-40, J. Grant 2-42-1, K. Stills 2-18, J. Thomas 2-11, A. Fasano 1-17, M. Gray 1-10.

SACKS (Sk-Yds):

New England: D. McCourty 1-11, A. Butler 1-10.
Miami: J. Phillips 1-8, N. Suh 1-2.

INTERCEPTIONS (Int-Yds):

New England: None.
Miami: X. Howard 2-29.

FORCED FUMBLES:

New England: None.
Miami: None.

FUMBLE RECOVERIES (No-Yds):

New England: None.
Miami: None.

TEAM STATS

	NE	MIA
First Downs	14	21
Rushing	2	6
Passing	9	13
Penalty	3	2
3rd-Down Efficiency	0 for 11	4 for 14
4th-Down Efficiency	0 for 0	1 for 1
Total Net Yards	248	362
Total Net Plays	55	70
Average Gain	4.5	5.2
Net Yards Rushing	25	120
Rushes	10	30
Yards per Rush	2.5	4.0
Net Yards Passing	223	242
Completed - Attempted	24-43	25-38
Yards per Pass Play	5.0	6.1
Sacked - Yards Lost	2-10	2-21
Had Intercepted	2	0
Punts - Average	7-334-47.7	7-315-45.0
Return Yardage	86	85
Punts - Return Yards	5-37	2-9
Kickoffs - Return Yards	3-49	3-47
Interceptions - Return Yards	0-0	2-29
Penalties - Yards	9-78	8-102
Fumbles - Lost	0-0	1-0
Red-Zone Efficiency	2 for 3	2 for 3
Goal-to-Go Efficiency	2 for 3	2 for 2
Time of Possession	23:51	36:09



SUPPLEMENTAL STATS



2017 STATISTICS

WON 6, LOST 7			
9/17/2017	W	19- 17	at Los Angeles Chargers
9/24/2017	L	6- 20	at New York Jets
10/1/2017	L	0- 20	New Orleans Saints
10/8/2017	W	16- 10	Tennessee Titans
10/15/2017	W	20- 17	at Atlanta Falcons
10/22/2017	W	31- 28	New York Jets
10/26/2017	L	0- 40	at Baltimore Ravens
11/5/2017	L	24- 27	Oakland Raiders
11/13/2017	L	21- 45	at Carolina Panthers
11/19/2017	L	20- 30	Tampa Bay Buccaneers
11/26/2017	L	17- 35	at New England Patriots
12/3/2017	W	35- 9	Denver Broncos
12/11/2017	W	27- 20	New England Patriots

	MIAMI	OPPONENT
Total First Downs	227	252
Rushing	50	64
Passing	148	158
Penalty	29	30
3rd Down: Made/Att	54/165	55/160
3rd Down Pct.	32.7%	34.4%
4th Down: Made/Att	5/17	2/6
4th Down Pct.	29.4%	33.3%
Possession Avg.	29:47	30:13
Total Net Yards	3873	4327
Avg. Per Game	297.9	332.8
Total Plays	801	791
Avg. Per Play	4.8	5.5
Net Yards Rushing	1136	1423
Avg. Per Game	87.4	109.5
Total Rushes	301	335
Net Yards Passing	2737	2904
Avg. Per Game	210.5	223.4
Sacked/Yards Lost	29/224	23/152
Gross Yards	2961	3056
Attempts/Completions	471/296	433/278
Completion Pct.	62.8%	64.2%
Had Intercepted	17	9
Punts/Average	73/44.7	66/46.0
Net Punting Avg.	40.8	42.0
Penalties/Yards	105/874	108/964
Fumbles/Ball Lost	15/6	20/6
Touchdowns	27	38
Rushing	2	10
Passing	22	23
Returns	3	5

SCORE BY PERIODS	Q1	Q2	Q3	Q4	OT	PTS
TEAM	35	54	68	79	0	236
OPPONENTS	54	114	79	71	0	318

SCORING	TD	RU	PA	RT	PAT	FG	2Pt	PTS
C.Parkey	0	0	0	0	23/26	15/16	0	68
J.Landry	8	0	8	0	0/0	0/0	0	48
K.Stills	6	0	6	0	0/0	0/0	0	36
K.Drake	3	2	1	0	0/0	0/0	1	20
J.Thomas	3	0	3	0	0/0	0/0	0	18
R.Jones	2	0	0	2	0/0	0/0	0	12
A.Fasano	1	0	1	0	0/0	0/0	0	6
D.Parker	1	0	1	0	0/0	0/0	0	6
J.Grant	1	0	1	0	0/0	0/0	0	6
X.Howard	1	0	0	1	0/0	0/0	0	6
D.Williams	1	0	1	0	0/0	0/0	0	6
S.Perry	0	0	0	0	0/0	0/0	0	2
TEAM	27	2	22	3	23/26	15/16	1	236
OPPONENTS	38	10	23	5	36/36	18/25	0	318

2-Pt. Conversions: Team 1/1, Opponents: 0/2

Sacks: C.Wake 8.0, N.Suh 4.5, A.Branch 4.0, J.Phillips 2.0, B.McCain 1.0, C.Harris 1.0, W.Hayes 1.0, K.Alonso 1.0, R.Jones 0.5 **Team: 23.0**, **Opponents: 29.0**



2017 STATISTICS

RUSHING	NO.	YDS	AVG	LONG	TD
J.Ajayi	138	465	3.4	21	0
K.Drake	90	434	4.8	66t	2
D.Williams	46	181	3.9	69	0
J.Cutler	15	25	1.7	9	0
S.Perry	5	22	4.4	12	0
M.Moore	3	9	3.0	7	0
M.Gray	2	5	2.5	3	0
J.Grant	1	2	2.0	2	0
J.Landry	1	-7	-7.0	-7	0
TEAM	301	1136	3.8	69	2
OPPONENTS	335	1423	4.2	69	10

INTERCEPTIONS	NO.	YDS	AVG	LONG	TD
X.Howard	4	71	17.8	30t	1
R.Jones	2	15	7.5	15	0
B.McCain	2	6	3.0	6	0
T.McDonald	1	7	7.0	7	0
TEAM	9	99	11.0	30t	1
OPPONENTS	17	311	18.3	65t	3

PUNTING	NO	YDS	AVG	NET	TB	IN	LG	B
M.Haack	73	3263	44.7	40.8	4	28	64	0
TEAM	73	3263	44.7	40.8	4	28	64	0
OPPONENTS	66	3037	46.0	42.0	2	27	71	1

RECEIVING	NO.	YDS	AVG	LONG	TD
J.Landry	88	745	8.5	49	8
K.Stills	50	751	15.0	61t	6
D.Parker	40	454	11.4	31	1
J.Thomas	39	373	9.6	27	3
K.Drake	23	189	8.2	47	1
D.Williams	20	155	7.8	24	1
J.Ajayi	14	67	4.8	15	0
A.Fasano	9	91	10.1	29	1
L.Carroo	7	69	9.9	21	0
J.Grant	5	57	11.4	25t	1
M.Gray	1	10	10.0	10	0
TEAM	296	2961	10.0	61t	22
OPPONENTS	278	3056	11.0	69t	23

PUNT RETURNS	RET	FC	YDS	AVG	LONG	TD
J.Grant	21	11	145	6.9	27	0
J.Landry	12	3	81	6.8	16	0
TEAM	33	14	226	6.8	27	0
OPPONENTS	31	19	203	6.5	23	0

KICKOFF RETURNS	NO.	YDS	AVG	LONG	TD
J.Grant	18	410	22.8	31	0
K.Drake	7	147	21.0	34	0
S.Perry	7	140	20.0	29	0
J.Landry	1	-5	-5.0	-5	0
TEAM	33	692	21.0	34	0
OPPONENTS	26	512	19.7	35	0

FIELD GOALS	1-19	20-29	30-39	40-49	50+
C.Parkey	0/0	3/3	6/6	3/3	1/2
TEAM	0/0	3/3	6/6	3/3	1/2
OPPONENTS	0/0	1/1	5/5	7/13	3/4

Fumbles Lost: K.Drake 2, K.Stills 1, J.Landry 1, J.Ajayi 1, J.Grant 1
Total: 6.

Opponent Fumble Recoveries: R.Jones 3, T.Fede 1, M.Hull 1, C.Harris 1
Total: 6

PASSING	ATT	CMP	YDS	CMP%	YDS/ATT	TD	TD%	INT	INT%	LONG	SACK	LOST	RATING
J.Cutler	340	218	2100	64.1%	6.2	18	5.3%	11	3.2%	47	17/	129	85.4
M.Moore	127	78	861	61.4%	6.8	4	3.1%	5	3.9%	61t	12/	95	75.6
M.Gray	1	0	0	0.0%	0.0	0	0.0%	0	0.0%	0	0/	0	39.6
D.Fales	1	0	0	0.0%	0.0	0	0.0%	0	0.0%	0	0/	0	39.6
J.Landry	1	0	0	0.0%	0.0	0	0.0%	0	0.0%	0	0/	0	39.6
M.Haack	1	0	0	0.0%	0.0	0	0.0%	1	100.0%	0	0/	0	0.0
TEAM	471	296	2961	62.8%	6.3	22	4.7%	17	3.6%	61t	29/	224	81.2
OPPONENTS	433	278	3056	64.2%	7.1	23	5.3%	9	2.1%	69t	23/	152	94.0



2017 STATISTICS

2017 MIAMI DOLPHINS INDIVIDUAL DEFENSIVE STATISTICS												
PLAYER	GP	SOLO	ASST	TOT	SACKS	YDS	TFL	QBH	INT	PD	FF	FR
Reshad Jones	13	72	20	92	0.5	4.5	4	1	2	4	0	3
Kiko Alonso	13	62	28	90	1.0	0.0	6	3	0	1	2	0
Lawrence Timmons	11	50	22	72	0.0	0.0	4	3	0	3	0	0
Xavien Howard	13	33	5	38	0.0	0.0	1	0	4	12	0	0
Ndamukong Suh	13	23	15	38	4.5	17.0	6	11	0	2	2	0
Bobby McCain	13	23	11	34	1.0	13.0	3	1	2	6	0	0
Davon Godchaux	12	21	13	34	0.0	0.0	1	3	0	1	1	0
Cordrea Tankersley	10	24	7	31	0.0	0.0	1	0	0	7	0	0
T.J. McDonald	5	19	11	30	0.0	0.0	2	0	1	2	0	0
Cameron Wake	13	22	7	29	8.0	63.5	10	23	0	0	0	0
Rey Mauluga	6	14	9	23	0.0	0.0	1	0	0	0	0	0
Chase Allen	13	18	3	21	0.0	0.0	0	0	0	0	0	0
Mike Hull	13	14	7	21	0.0	0.0	1	1	0	0	0	1
Nate Allen	7	14	6	20	0.0	0.0	0	0	0	1	0	0
Andre Branch	12	11	9	20	4.0	16.0	4	6	0	1	0	0
William Hayes	10	14	5	19	1.0	8.0	4	5	0	0	0	0
Vincent Taylor	11	10	7	17	0.0	0.0	1	1	0	1	0	0
Michael Thomas	13	9	7	16	0.0	0.0	1	0	0	1	0	0
Charles Harris	13	10	4	14	1.0	8.0	1	8	0	2	0	1
Jordan Phillips	10	8	6	14	2.0	22.0	4	4	0	1	0	0
Byron Maxwell	2	8	0	8	0.0	0.0	0	0	0	0	1	0
Alterraun Verner	13	6	1	7	0.0	0.0	0	0	0	3	1	0
Terrence Fede	13	4	2	6	0.0	0.0	0	1	0	0	0	1
Stephone Anthony	5	4	2	6	0.0	0.0	0	0	0	0	0	0
Jordan Lucas	8	2	0	2	0.0	0.0	0	0	0	0	0	0
Maurice Smith	6	1	0	1	0.0	0.0	0	0	0	1	0	0
Walt Aikens	12	1	0	1	0.0	0.0	0	0	0	0	0	0
TOTALS		497	207	704	23.0	152.0	55	71	9	49	7	6

NOTE: Special teams and miscellaneous tackles/fumbles not included above

DEFENSIVE TOUCHDOWNS: Reshad Jones 38-yard fumble return vs. Tennessee (10/8), Reshad Jones 14-yard fumble return at New England (11/26), Xavien Howard 30-yard interception return vs. Denver (12/3).

MISCELLANEOUS TACKLES: Jarvis Landry 6, Kenny Stills 2, Jermon Bushrod 1, Kenyan Drake 1, Ja'Wuan James 1, Ted Larsen 1, DeVante Parker 1, Mike Pouncey 1, Julius Thomas 1.

MISCELLANEOUS FORCED FUMBLES: None.

MISCELLANEOUS FUMBLE RECOVERIES: Jarvis Landry 2, Jay Cutler 1, Ja'Wuan James 1, Julius Thomas 1.



GAME-BY-GAME TEAM STATISTICS

2017 MIAMI DOLPHINS GAME-BY-GAME STATISTICS																			
GAME	SCORE				FIRST DOWNS				3RD DOWN		4TH DOWN		NET YARDS						
	PTS	OPP	DIFF	OT	TOT	RUSH	PASS	PEN	CON	ATT	CON	ATT	TOT	RUSH	PASS	TO	PEN	YDS	TOP
at L.A. Chargers	19	17	2	0	21	6	13	2	5	13	0	1	336	111	225	0	5	23	33:22
at N.Y. Jets	6	20	-14	0	16	0	12	4	1	12	0	3	225	30	195	2	8	51	23:52
NEW ORLEANS	0	20	-20	0	11	3	7	1	1	8	0	1	186	58	128	1	11	90	25:32
TENNESSEE	16	10	6	0	12	5	7	0	5	15	0	0	178	100	78	2	5	23	29:45
at Atlanta	20	17	3	0	20	7	10	3	5	12	2	3	289	138	151	1	4	42	34:24
NEW YORK	31	28	3	0	25	3	16	6	5	13	0	0	357	53	304	2	9	76	31:58
at Baltimore	0	40	-40	0	13	3	9	1	4	15	0	2	196	45	151	2	7	43	28:46
OAKLAND	24	27	-3	0	23	4	15	4	5	12	0	1	395	86	309	1	11	107	29:04
at Carolina	21	45	-24	0	17	3	12	2	7	12	0	1	313	100	213	1	7	57	24:21
TAMPA BAY	20	30	-10	0	18	1	15	2	6	13	0	1	448	83	365	5	17	123	28:11
at New England	17	35	-18	0	15	5	9	1	2	11	2	3	221	67	154	3	6	52	27:19
DENVER	35	9	26	0	15	4	10	1	4	15	0	0	367	145	222	3	7	85	34:22
NEW ENGLAND	27	20	7	0	21	6	13	2	4	14	1	1	362	120	242	0	8	102	36:09
at Buffalo																			
at Kansas City																			
BUFFALO																			
TOTALS	236	318	-82	0	227	50	148	29	54	165	5	17	3,873	1,136	2,737	23	105	874	29:47

2017 OPPONENTS GAME-BY-GAME STATISTICS																			
GAME	SCORE				FIRST DOWNS				3RD DOWN		4TH DOWN		NET YARDS						
	PTS	OPP	DIFF	OT	TOT	RUSH	PASS	PEN	CON	ATT	CON	ATT	TOT	RUSH	PASS	TO	PEN	YDS	TOP
at L.A. Chargers	17	19	-2	0	24	3	19	2	2	8	0	0	367	44	323	0	6	56	26:38
at N.Y. Jets	20	6	14	0	16	4	9	3	4	13	0	0	336	103	233	1	10	94	36:08
NEW ORLEANS	20	0	20	0	22	4	16	2	6	13	1	2	347	86	261	0	8	71	34:28
TENNESSEE	10	16	-6	0	14	3	9	2	2	13	0	0	188	69	119	2	11	77	30:15
at Atlanta	17	20	-3	0	19	5	13	1	6	11	0	1	339	100	239	1	6	73	25:36
NEW YORK	28	31	-3	0	16	4	10	2	4	11	0	0	272	92	180	2	12	124	28:02
at Baltimore	40	0	40	0	19	9	7	3	3	13	0	0	295	174	121	0	5	40	31:14
OAKLAND	27	24	3	0	20	4	14	2	8	15	0	0	379	84	295	2	10	105	30:56
at Carolina	45	21	24	0	30	12	16	2	11	14	0	0	548	294	254	0	6	37	35:39
TAMPA BAY	30	20	10	0	19	2	15	2	3	13	0	0	321	53	268	0	9	82	31:49
at New England	35	17	18	0	25	9	11	5	5	12	1	2	417	196	221	2	7	70	32:41
DENVER	9	35	-26	0	14	3	10	1	1	13	0	1	270	103	167	3	9	57	25:38
NEW ENGLAND	20	27	-7	0	14	2	9	3	0	11	0	0	248	25	223	2	9	78	23:51
at Buffalo																			
at Kansas City																			
BUFFALO																			
TOTALS	318	236	82	0	252	64	158	30	55	160	2	6	4,327	1,423	2,904	15	108	964	30:13



GAME-BY-GAME TEAM DEFENSIVE STATISTICS

2017 MIAMI DOLPHINS GAME-BY-GAME TEAM DEFENSIVE STATISTICS											
GAME	SOLO	ASST	TOT	SACKS	YDS	TFL	QBH	INT	PD	FF	FR
at L.A. Chargers	42	19	61	1.0	8.0	5	5	0	0	0	0
at N.Y. Jets	43	15	58	2.0	16.0	5	5	0	1	2	1
NEW ORLEANS	55	2	57	1.0	7.0	5	5	0	1	0	0
TENNESSEE	40	10	50	6.0	22.0	4	11	0	5	2	2
at Atlanta	38	11	49	2.0	9.0	5	5	1	4	0	0
NEW YORK	31	10	41	3.0	29.0	3	5	1	4	0	1
at Baltimore	37	20	57	0.0	0.0	3	3	0	2	0	0
OAKLAND	37	12	49	1.0	5.0	5	2	1	4	2	1
at Carolina	30	36	66	0.0	0.0	0	2	0	2	0	0
TAMPA BAY	39	14	53	1.0	7.0	6	6	0	5	0	0
at New England	42	27	69	1.0	6.0	5	8	1	2	1	1
DENVER	39	9	48	3.0	33.0	6	7	3	12	0	0
NEW ENGLAND	25	20	45	2.0	10	3	6	2	7	0	0
at Buffalo											
at Kansas City											
BUFFALO											
TOTALS	497	207	704	23.0	152.0	55	71	9	49	7	6

TURNOVER DIFFERENTIAL

2017 MIAMI DOLPHINS TURNOVERS							
GAME	TAKEAWAYS			GIVEAWAYS			DIFF
	INT	FUM	TOTAL	INT	FUM	TOTAL	
at L.A. Chargers	0	0	0	0	0	0	0
at N.Y. Jets	0	1	1	2	0	2	-1
NEW ORLEANS	0	0	0	1	0	1	-1
TENNESSEE	0	2	2	1	1	2	0
at Atlanta	1	0	1	1	0	1	0
N.Y. JETS	1	1	2	2	0	2	0
at Baltimore	0	0	0	2	0	2	-2
OAKLAND	1	1	2	0	1	1	1
at Carolina	0	0	0	1	0	1	-1
TAMPA BAY	0	0	0	3	2	5	-5
at New England	1	1	2	2	1	3	-1
DENVER	3	0	3	2	1	3	0
NEW ENGLAND	2	0	2	0	0	0	2
at Buffalo							
at Kansas City							
BUFFALO							
TOTAL	9	6	15	17	6	23	-8



SPECIAL TEAMS

2017 MIAMI DOLPHINS TEAM SPECIAL TEAMS STATISTICS								
GAME	SOLO	ASST	TOT	FF	FR	BFG	BPAT	BPNT
at L.A. Chargers	5	1	6	0	0	0	0	0
at N.Y. Jets	3	0	3	0	1	1	0	0
NEW ORLEANS	3	0	3	0	0	0	0	0
TENNESSEE	4	0	4	0	0	0	0	0
at Atlanta	1	2	3	0	0	0	0	0
NEW YORK	6	1	7	0	0	0	0	0
at Baltimore	3	0	3	0	0	1	0	0
OAKLAND	4	2	6	0	0	0	0	0
at Carolina	5	2	7	0	0	0	0	0
TAMPA BAY	1	2	3	0	1	0	0	0
at New England	5	1	6	1	0	0	0	0
DENVER	3	0	3	1	0	0	0	1
NEW ENGLAND	4	6	10	0	0	0	0	0
at Buffalo								
at Kansas City								
BUFFALO								
TOTALS	47	17	64	2	2	2	0	1

2017 MIAMI DOLPHINS INDIVIDUAL SPECIAL TEAMS STATISTICS								
PLAYER	SOLO	ASST	TOT	FF	FR	BFG	BPAT	BPNT
M. Thomas	7	4	11	0	0	0	0	0
S. Perry	5	3	8	0	0	0	0	0
M. Hull	6	1	7	0	0	0	0	0
C. Allen	5	0	5	1	0	0	0	0
K. Drake	4	1	5	0	0	0	0	0
T. Fede	4	1	5	0	0	0	0	1
A. Verner	4	1	5	0	0	0	0	0
B. McCain	3	0	3	0	0	0	0	0
W. Aikens	2	1	3	1	0	0	0	0
J. Lucas	1	2	3	0	0	0	0	0
J. Denney	1	1	2	0	0	0	0	0
D. Williams	1	1	2	0	0	0	0	0
M. Gray	1	0	1	0	0	0	0	0
N. Hewitt	1	0	1	0	0	0	0	0
J. Landry	1	0	1	0	0	0	0	0
C. Parkey	1	0	1	0	0	0	0	0
J. March-Lillard	0	1	1	0	0	0	0	0
J. Grant	0	0	0	0	2	0	0	0
V. Taylor	0	0	0	0	0	2	0	0
TOTALS	47	17	64	2	2	2	0	1

2017 MIAMI DOLPHINS KICKOFF STATISTICS									
PLAYER	GP	KO	TB	PCT	YDS	AVG	RET	RET YDS	AVG START
C. Parkey	13	51	25	49.0%	3,296	64.6	26	512	22.2
TOTAL	13	51	25	49.0%	3,296	64.6	26	512	22.2



DRIVE PRODUCTION

2017 MIAMI DOLPHINS GAME-BY-GAME DRIVE PRODUCTION										
GAME	POSS	TD	FGM	FGA	PUNT	INT	FUM	DWNS	TIME	SAF
at L.A. Chargers	10	1	4	4	3	0	0	1	1	0
at N.Y. Jets	12	1	0	0	7	2	0	2	0	0
NEW ORLEANS	9	0	0	0	6	1	0	1	1	0
TENNESSEE	14	1	1	1	9	1	1	0	1	0
at Atlanta	9	2	2	2	2	1	0	1	1	0
NEW YORK	13	4	1	1	6	2	0	0	0	0
at Baltimore	14	0	0	1	8	2	0	2	1	0
OAKLAND	11	3	1	1	5	0	1	1	0	0
at Carolina	10	3	0	0	4	1	0	1	1	0
TAMPA BAY	12	2	2	2	2	3	1	1	1	0
at New England	11	1	1	1	5	2	1	1	0	0
DENVER	16	3	1	1	9	2	1	0	0	0
NEW ENGLAND	14	3	2	2	7	0	0	0	2	0
at Buffalo										
at Kansas City										
BUFFALO										
TOTALS	155	24	15	16	73	17	5	11	9	0

2017 OPPONENTS GAME-BY-GAME DRIVE PRODUCTION										
GAME	POSS	TD	FGM	FGA	PUNT	INT	FUM	DWNS	TIME	SAF
at L.A. Chargers	9	2	1	3	4	0	0	0	0	0
at N.Y. Jets	12	2	2	3	5	0	1	0	1	0
NEW ORLEANS	9	2	2	3	3	0	0	1	0	0
TENNESSEE	15	1	1	1	10	0	2	0	1	0
at Atlanta	9	2	1	2	3	1	0	1	0	0
NEW YORK	14	4	0	0	7	1	1	0	1	0
at Baltimore	12	3	2	3	5	0	0	0	1	0
OAKLAND	11	3	2	2	3	1	1	0	1	0
at Carolina	10	6	1	1	2	0	0	0	1	0
TAMPA BAY	12	2	3	4	6	0	0	0	0	0
at New England	13	5	0	0	3	1	1	1	2	0
DENVER	15	0	1	1	8	3	0	1	1	1
NEW ENGLAND	13	2	2	2	7	2	0	0	0	0
at Buffalo										
at Kansas City										
BUFFALO										
TOTALS	154	34	18	25	66	9	6	4	9	1



RED ZONE PRODUCTION

2017 MIAMI DOLPHINS GAME-BY-GAME RED ZONE PRODUCTION											
GAME	POSS	TD	FGM	FGA	INT	FUM	DWNS	TIME	RZ PLAYS	RZ RUSH	RZ PASS
at L.A. Chargers	3	0	3	3	0	0	0	0	11	4	7
at N.Y. Jets	1	1	0	0	0	0	0	0	3	1	2
NEW ORLEANS	1	0	0	0	1	0	0	0	1	0	1
TENNESSEE	1	1	0	0	0	0	0	0	4	2	2
at Atlanta	3	2	1	1	0	0	0	0	8	4	4
NEW YORK	3	3	0	0	0	0	0	0	6	1	5
at Baltimore	0	0	0	0	0	0	0	0	0	0	0
OAKLAND	3	3	0	0	0	0	0	0	5	0	5
at Carolina	2	2	0	0	0	0	0	0	7	1	6
TAMPA BAY	4	1	2	2	1	0	0	0	12	3	9
at New England	3	1	1	1	1	0	0	0	6	0	6
DENVER	2	1	1	1	0	0	0	0	3	1	2
NEW ENGLAND	3	2	1	1	0	0	0	0	9	1	8
at Buffalo											
at Kansas City											
BUFFALO											
TOTALS	29	17	9	9	3	0	0	0	75	18	57

2017 OPPONENT GAME-BY-GAME RED ZONE PRODUCTION											
GAME	POSS	TD	FGM	FGA	INT	FUM	DWNS	TIME	RZ PLAYS	RZ RUSH	RZ PASS
at L.A. Chargers	3	2	0	1	0	0	0	0	7	2	5
at N.Y. Jets	2	1	1	1	0	0	0	0	6	4	2
NEW ORLEANS	4	2	1	2	0	0	0	0	12	5	7
TENNESSEE	1	1	0	0	0	0	0	0	2	1	1
at Atlanta	1	1	0	0	0	0	0	0	4	3	1
NEW YORK	3	3	0	0	0	0	0	0	6	4	2
at Baltimore	2	2	0	0	0	0	0	0	6	5	1
OAKLAND	2	1	1	1	0	0	0	0	4	2	2
at Carolina	4	4	0	0	0	0	0	0	11	7	4
TAMPA BAY	5	2	3	3	0	0	0	0	9	5	4
at New England	5	5	0	0	0	0	0	0	10	6	4
DENVER	2	0	1	1	0	0	0	1	4	1	3
NEW ENGLAND	3	2	1	1	0	0	0	0	6	1	5
at Buffalo											
at Kansas City											
BUFFALO											
TOTALS	37	26	8	10	0	0	0	1	87	46	41



PENALTIES

2017 GAME-BY-GAME PENALTIES						
GAME	MIAMI			OPPONENTS		
	PEN	YDS	1DWNS	PEN	YDS	1DWNS
at L.A. Chargers	5	23	2	6	56	2
at N.Y. Jets	8	51	3	10	94	4
NEW ORLEANS	11	90	2	8	71	1
TENNESSEE	5	23	2	11	77	0
at Atlanta	4	42	1	6	73	3
NEW YORK	9	76	2	12	124	6
at Baltimore	7	43	3	5	40	1
OAKLAND	11	107	2	10	105	4
at Carolina	7	57	2	6	37	2
TAMPA BAY	17	123	2	9	82	2
at New England	6	52	1	7	70	5
DENVER	7	85	1	9	57	1
NEW ENGLAND	8	102	3	9	78	2
at Buffalo						
at Kansas City						
BUFFALO						
TOTALS	105	874	26	108	964	33



REPLAY REVIEWS

2017 REPLAY CHALLENGES BY DOLPHINS		
GAME	INITIAL RULING	RULING
L.A. CHARGERS (9/17)	J.Cutler pass incomplete deep right to D.Parker (K. Emanuel). Miami challenged the incomplete pass ruling.	Upheld
N.Y. JETS (10/22)	J.Cutler pass incomplete deep right to K.Stills [D.Bass]. Miami challenged the pass completion ruling.	Reversed
TAMPA BAY (11/19)	R.Fitzpatrick sacked at TB 1 for -7 yards (J.Phillips). Miami challenged the runner was down by contact ruling.	Upheld

2017 REPLAY CHALLENGES BY OPPONENT		
GAME	INITIAL RULING	RULING
N.Y. JETS (9/24)	J. Cutler pass short left to K. Stills. NY Jets challenged the pass completion ruling.	Upheld

2017 REVIEWS BY REPLAY ASSISTANT		
GAME	INITIAL RULING	RULING
N.Y. JETS (9/24)	B. Powell left end for 1 yard, TOUCHDOWN. Replay Official reviewed the runner broke the plane ruling.	Upheld
NEW ORLEANS (10/1)	J.Cutler pass short left to K.Stills to MIA 11 for 5 yards (M.Lattimore). FUMBLES (M.Lattimore), ball out of bounds at MIA 11. The Replay Official reviewed the loose ball recovery ruling.	Reversed
TENNESSEE (10/8)	M.Cassel sacked at TEN 24 for -7 yards (K.Alonso). FUMBLES (K.Alonso), RECOVERED by MIA-R.Jones at TEN 38. R.Jones for 38 yards, TOUCHDOWN. The Replay Official reviewed the fumble ruling.	Upheld
ATLANTA (10/15)	T. Coleman left guard for 6 yards, TOUCHDOWN. The Replay Official reviewed the runner broke the plane ruling.	Upheld
N.Y. JETS (10/22)	B.Powell right tackle to NYJ 12 for no gain (R.Jones). FUMBLES (R.Jones), RECOVERED by MIA-K.Alonso at NYJ 13. K.Alonso to NYJ 13 for no gain (K.Beachum). The Replay Official reviewed the fumble ruling.	Reversed
OAKLAND (11/5)	J.Cutler pass deep right to D.Parker ran ob at OAK 15 for 26 yards. The Replay Official reviewed the incomplete pass ruling.	Reversed
CAROLINA (11/13)	C.Newton pass deep middle intended for R.Shepard INTERCEPTED by T.McDonald at MIA 3. T.McDonald to MIA 4 for 1 yard (C.Samuel). The Replay Official reviewed the pass interception ruling.	Reversed
TAMPA BAY (11/19)	J.Cutler pass short left to J.Landry to MIA 37 for 7 yards (R.Smith). FUMBLES (R.Smith), RECOVERED by TB-R.Smith at MIA 37. R.Smith to MIA 37 for no gain (J.Landry). The Replay Official reviewed the fumble ruling.	Upheld
NEW ENGLAND (11/26)	R.Burkhead left tackle for 2 yards, TOUCHDOWN. The Replay Official reviewed the runner broke the plane ruling.	Upheld
NEW ENGLAND (11/26)	T.Brady pass deep middle intended for D.Amendola INTERCEPTED by B.McCain at MIA 35. B.McCain to MIA 35 for no gain (D.Amendola). The Replay Official reviewed the pass interception ruling.	Upheld
DENVER (12/3)	J.Cutler pass deep right intended for K.Stills INTERCEPTED by C.Harris at DEN 35. C.Harris pushed ob at DEN 48 for 13 yards (K.Drake). The Replay Official reviewed the pass interception ruling.	Upheld
NEW ENGLAND (12/11)	T.Brady pass deep right to D.Amendola to MIA 1 for 23 yards (K.Alonso). The Replay Official reviewed the short of the line to gain ruling.	Upheld



THIRD AND FOURTH DOWNS

2017 GAME-BY-GAME THIRD DOWNS						
GAME	MIAMI			OPPONENTS		
	MADE	ATT	PCT	MADE	ATT	PCT
at L.A. Chargers	5	13	38.5	2	8	25.0
at N.Y. Jets	1	12	8.3	4	13	30.8
NEW ORLEANS	1	8	12.5	6	13	46.2
TENNESSEE	5	15	33.3	2	13	15.4
at Atlanta	5	12	41.7	6	11	54.5
NEW YORK	5	13	38.5	4	11	36.4
at Baltimore	4	15	26.7	3	13	23.1
OAKLAND	5	12	41.7	8	15	53.3
at Carolina	7	12	58.3	11	14	78.6
TAMPA BAY	6	13	46.2	3	13	23.1
at New England	2	11	18.2	5	12	41.7
DENVER	4	15	26.7	1	13	7.7
NEW ENGLAND	4	14	28.6	0	11	0.0
at Buffalo						
at Kansas City						
BUFFALO						
TOTALS	54	165	32.7	55	160	34.4

2017 GAME-BY-GAME FOURTH DOWNS						
GAME	MIAMI			OPPONENTS		
	MADE	ATT	PCT	MADE	ATT	PCT
at L.A. Chargers	0	1	0.0	0	0	0.0
at N.Y. Jets	0	3	0.0	0	0	0.0
NEW ORLEANS	0	1	0.0	1	2	50.0
TENNESSEE	0	0	0.0	0	0	0.0
at Atlanta	2	3	66.7	0	1	0.0
NEW YORK	0	0	0.0	0	0	0.0
at Baltimore	0	2	0.0	0	0	0.0
OAKLAND	0	1	0.0	0	0	0.0
at Carolina	0	1	0.0	0	0	0.0
TAMPA BAY	0	1	0.0	0	0	0.0
at New England	2	3	66.7	1	2	50.0
DENVER	0	0	0.0	0	1	0.0
NEW ENGLAND	1	1	100.0	0	0	0.0
at Buffalo						
at Kansas City						
BUFFALO						
TOTALS	5	17	29.4	2	6	33.3



QUARTER-BY-QUARTER SCORING

2017 QUARTER-BY-QUARTER SCORING													
GAME	W/L	MIAMI						OPPONENTS					
		1Q	2Q	3Q	4Q	OT	TOT	1Q	2Q	3Q	4Q	OT	TOT
at L.A. Chargers	W	3	0	10	6	–	19	0	10	7	0	–	17
at N.Y. Jets	L	0	0	0	6	–	6	0	10	10	0	–	20
NEW ORLEANS	L	0	0	0	0	–	0	0	3	7	10	–	20
TENNESSEE	W	10	0	0	6	–	16	0	3	7	0	–	10
at Atlanta	W	0	0	14	6	–	20	10	7	0	0	–	17
NEW YORK	W	7	7	0	17	–	31	14	7	7	0	–	28
at Baltimore	L	0	0	0	0	–	0	7	13	0	20	–	40
OAKLAND	L	0	9	7	8	–	24	3	10	7	7	–	27
at Carolina	L	0	7	7	7	–	21	3	14	21	7	–	45
TAMPA BAY	L	7	0	6	7	–	20	3	17	0	10	–	30
at New England	L	0	10	0	7	–	17	14	7	7	7	–	35
DENVER	W	2	14	10	9	–	35	0	3	6	0	–	9
NEW ENGLAND	W	6	7	14	0	–	27	0	10	0	10	–	20
at Buffalo													
at Kansas City													
BUFFALO													
TOTALS	6-7	35	54	68	79	0	236	54	114	79	71	0	318

LONGEST DRIVES

2017 MIAMI DOLPHINS LONGEST DRIVES		
PLAYS	NET YARDS	TIME
15 (at Atlanta, 10/15)	90 (vs. Tampa Bay, 11/19)	8:43 (at Atlanta, 10/15)

2017 OPPONENTS LONGEST DRIVES		
PLAYS	NET YARDS	TIME
14 (vs. New Orleans, 10/1)	90 (at Atlanta, 10/15)	7:29 (vs. Oakland, 11/5)

INACTIVES

2017 MIAMI DOLPHINS GAME-BY-GAME INACTIVES							
at L.A. Chargers	Tankersley	McTyer	Mauluga	Asiata	E. Smith	Young	Timmons
at N.Y. Jets	Tankersley	McTyer	Mauluga	Asiata	E. Smith	Young	Phillips
NEW ORLEANS	McTyer	Maxwell	Mauluga	Asiata	E. Smith	Young	Phillips
TENNESSEE	M. Smith	McTyer	Maxwell	Anthony	Asiata	Young	Phillips
at Atlanta	Parker	M. Smith	McTyer	Maxwell	Anthony	Asiata	Young
NEW YORK	Parker	M. Smith	Maxwell	Anthony	Asiata	Young	Taylor
at Baltimore	Cutler	Parker	M. Smith	Anthony	Branch	Steen	Asiata
OAKLAND	Fales	Anthony	Larsen	Asiata	Scott	Taylor	–
at Carolina	Fales	Lucas	McTyer	Anthony	Asiata	Sterup	Scott
TAMPA BAY	Fales	Lucas	McTyer	D. Smith	Asiata	Sterup	Carroo
at New England	Cutler	M. Smith	McTyer	Asiata	Bushrod	Scott	Hayes
DENVER	Moore	Williams	McTyer	Godchaux	Asiata	Bushrod	Derby
NEW ENGLAND	Moore	Williams	Tankersley	Asiata	Bushrod	Malveaux	Derby
at Buffalo							
at Kansas City							
BUFFALO							



STARTERS

2017 MIAMI DOLPHINS GAME-BY-GAME OFFENSE STARTERS											
GAME	WR	LT	LG	C	RG	RT	TE	WR	QB	RB	WR
at L.A. Chargers	Stills	Tunsil	Steen	Pouncey	Bushrod	James	J. Thomas	Parker	Cutler	Ajayi	Landry
at N.Y. Jets	Stills	Tunsil	Steen	Pouncey	Bushrod	James	J. Thomas	Parker	Cutler	Ajayi	Landry
NEW ORLEANS	Stills	Tunsil	Steen	Pouncey	Bushrod	James	J. Thomas	Parker	Cutler	Ajayi	Landry
TENNESSEE	Stills	Tunsil	Steen	Pouncey	Bushrod	James	Fasano	Parker	Cutler	Ajayi	Landry
at Atlanta	Stills	Tunsil	Steen	Pouncey	Bushrod	James	J. Thomas	Fasano (TE)	Cutler	Ajayi	Landry
NEW YORK	Stills	Tunsil	Steen	Pouncey	Bushrod	James	J. Thomas	Fasano (TE)	Cutler	Ajayi	Landry
at Baltimore	Stills	Tunsil	Davis	Pouncey	Bushrod	James	J. Thomas	Fasano (TE)	Moore	Ajayi	Landry
OAKLAND	Stills	Tunsil	Davis	Pouncey	Bushrod	James	J. Thomas	Fasano (TE)	Cutler	Williams	Landry
at Carolina	Stills	Tunsil	Larsen	Pouncey	Bushrod	Davis	J. Thomas	Parker	Cutler	Williams	Landry
TAMPA BAY	Stills	Tunsil	Larsen	Pouncey	Bushrod	Davis	J. Thomas	Parker	Cutler	Williams	Landry
at New England	Stills	Tunsil	Larsen	Pouncey	Davis	Young	Drake (RB)	Parker	Moore	Williams	Landry
DENVER	Stills	Tunsil	Larsen	Pouncey	Davis	Young	J. Thomas	Parker	Cutler	Drake	Landry
NEW ENGLAND	Stills	Tunsil	Larsen	Pouncey	Davis	Young	J. Thomas	Parker	Cutler	Drake	Landry
at Buffalo											
at Kansas City											
BUFFALO											

2017 MIAMI DOLPHINS GAME-BY-GAME DEFENSE STARTERS											
GAME	DE	DT	DT	DE	LB	LB	LB	CB	CB	S	S
at L.A. Chargers	Branch	Suh	Phillips	Wake	Alonso	Hull	C. Allen	Maxwell	Howard	Jones	N. Allen
at N.Y. Jets	Branch	Suh	Godchaux	Wake	Alonso	Hull	McCain (CB)	Maxwell	Howard	Jones	N. Allen
NEW ORLEANS	Branch	Suh	Godchaux	Wake	Alonso	Hull	Timmons	Tankersley	Howard	Jones	N. Allen
TENNESSEE	Branch	Suh	Godchaux	Wake	Alonso	Mauualuga	Timmons	Tankersley	Howard	Jones	N. Allen
at Atlanta	Branch	Suh	Phillips	Wake	Alonso	Mauualuga	Timmons	Tankersley	Howard	Jones	N. Allen
NEW YORK	Branch	Suh	Phillips	Wake	Alonso	Timmons	McCain (CB)	Tankersley	Howard	Jones	N. Allen
at Baltimore	Harris	Suh	Godchaux	Wake	Alonso	Mauualuga	Timmons	Tankersley	Howard	Jones	N. Allen
OAKLAND	Branch	Suh	Godchaux	Wake	Alonso	Mauualuga	Timmons	Tankersley	Howard	Jones	M. Thomas
at Carolina	Branch	Suh	Phillips	Wake	Alonso	Timmons	McCain (CB)	Tankersley	Howard	Jones	McDonald
TAMPA BAY	Branch	Suh	Phillips	Wake	Alonso	C. Allen	Timmons	Tankersley	Howard	Jones	McDonald
at New England	Branch	Suh	Phillips	Wake	Alonso	M. Thomas (S)	Timmons	Tankersley	Howard	Jones	McDonald
DENVER	Branch	Suh	Phillips	Wake	Alonso	McCain (CB)	Timmons	Tankersley	Howard	Jones	McDonald
NEW ENGLAND	Branch	Suh	Phillips	Wake	Alonso	Verner (CB)	Timmons	McCain	Howard	Jones	McDonald
at Buffalo											
at Kansas City											
BUFFALO											



PARTICIPATION

2017 MIAMI DOLPHINS PARTICIPATION CHART																				
NAME	LAC	NYJ	NO	TEN	ATL	NYJ	BAL	OAK	CAR	TB	NE	DEN	NE	BUF	KC	BUF	GP	GS	DNP	INA
Aikens, Walt	X	X	X	X	X	X	X	X	X	X	X	X	X				13	0	0	0
Ajayi, Jay	RB	RB	RB	RB	RB	RB	RB	NOR	NOR	NOR	NOR	NOR	NOR				7	7	0	0
Allen, Chase	LB	X	X	X	X	X	X	X	X	LB	X	X	X				13	2	0	0
Allen, Nate	S	S	S	S	S	S	S	S	IR	IR	IR	IR	IR				7	7	0	0
Alonso, Kiko	LB	LB	LB	LB	LB	LB	LB	LB	LB	LB	LB	LB	LB				13	13	0	0
Anthony, Stephone	NOR	DNP	X	INA	INA	INA	INA	INA	INA	X	X	X	X				5	0	1	6
Asiata, Isaac	INA	INA	INA	INA	INA	INA	INA	INA	INA	INA	INA	INA	INA				0	0	0	13
Barrow, Lamin	IR	IR	IR	IR	IR	IR	IR	IR	IR	IR	IR	IR	IR				0	0	0	0
Branch, Andre	DE	DE	DE	DE	DE	DE	INA	DE	DE	DE	DE	DE	DE				12	12	0	1
Brendel, Jake	X	X	X	X	X	X	X	X	X	X	X	X	X				13	0	0	0
Bushrod, Jermon	RG	RG	RG	RG	RG	RG	RG	RG	RG	RG	INA	INA	INA				10	10	0	3
Carroo, Leonte	X	X	X	X	X	X	X	X	X	INA	X	X	X				12	0	0	1
Cutler, Jay	QB	QB	QB	QB	QB	QB	INA	QB	QB	QB	INA	QB	QB				11	11	0	2
Davis, Jesse	X	X	X	X	X	X	LG	LG	RT	RT	RG	RG	RG				13	7	0	0
Denney, John	X	X	X	X	X	X	X	X	X	X	X	X	X				13	0	0	0
Derby, A.J.	NOR	NOR	NOR	NOR	NOR	NOR	NOR	NOR	NOR	NOR	NOR	INA	INA				0	0	0	2
Doughty, Brandon	PS	PS	PS	PS	PS	PS	PS	PS	PS	PS	PS	PS	PS				0	0	0	0
Drake, Kenyan	X	X	X	X	X	X	X	X	X	X	RB	RB	RB				13	3	0	0
Duarte, Thomas	PS	PS	PS	PS	PS	PS	PS	PS	PS	PS	PS	PS	PS				0	0	0	0
Fales, David	NOR	NOR	NOR	NOR	NOR	NOR	DNP	INA	INA	INA	DNP	X	DNP				1	0	3	3
Fasano, Anthony	X	X	X	TE	TE	TE	TE	TE	X	X	X	X	X				13	5	0	0
Fede, Terrence	X	X	X	X	X	X	X	X	X	X	X	X	X				13	0	0	0
Ford, Isaiah	IR	IR	IR	IR	IR	IR	IR	IR	IR	IR	IR	IR	IR				0	0	0	0
Godchaux, Davon	X	DT	DT	DT	X	X	DT	DT	X	X	X	INA	X				12	5	0	1
Grant, Jakeem	X	X	X	X	X	X	X	X	X	X	X	X	X				13	0	0	0
Gray, MarQueis	X	X	X	X	X	X	X	X	X	X	X	X	X				13	0	0	0
Haack, Matt	X	X	X	X	X	X	X	X	X	X	X	X	X				13	0	0	0
Harris, Charles	X	X	X	X	X	X	DE	X	X	X	X	X	X				13	1	0	0
Hayes, William	X	X	X	X	X	X	X	X	X	X	INA	IR	IR				10	0	0	1
Hewitt, Neville	NOR	NOR	NOR	NOR	PS	PS	PS	PS	PS	PS	X	X	X				3	0	0	0
Hickey, Sean	PS	PS	PS	PS	PS	PS	PS	PS	PS	PS	PS	PS	PS				0	0	0	0
Howard, Xavien	CB	CB	CB	CB	CB	CB	CB	CB	CB	CB	CB	CB	CB				13	13	0	0
Hull, Mike	LB	LB	LB	X	X	X	X	X	X	X	X	X	X				13	3	0	0
James, Ja'Wuan	RT	RT	RT	RT	RT	RT	RT	RT	IR	IR	IR	IR	IR				8	8	0	0
Jones, Reshad	S	S	S	S	S	S	S	S	S	S	S	S	S				13	13	0	0
Landry, Jarvis	WR	WR	WR	WR	WR	WR	WR	WR	WR	WR	WR	WR	WR				13	13	0	0
Larsen, Ted	IR	IR	IR	IR	IR	IR	IR	INA	LG	LG	LG	LG	LG				5	5	0	1
Lewis, Malcolm	PS	PS	PS	PS	PS	PS	PS	PS	PS	PS	PS	PS	PS				0	0	0	0
Lippett, Tony	IR	IR	IR	IR	IR	IR	IR	IR	IR	IR	IR	IR	IR				0	0	0	0
Listenbee, Kolby	NOR	NOR	NOR	PS	PS	PS	PS	PS	PS	PS	PS	PS	NOR				0	0	0	0
Lucas, Jordan	PS	PS	PS	X	X	X	X	X	INA	INA	X	X	X				8	0	0	2
Malveaux, Cameron	PS	PS	PS	PS	PS	PS	PS	PS	PS	PS	PS	X	INA				1	0	0	1
March-Lillard, Justin	X	X	NOR	NOR	NOR	NOR	NOR	NOR	NOR	NOR	NOR	NOR	NOR				2	0	0	0
Mauluga, Rey	INA	INA	INA	LB	LB	X	LB	X	NOR	NOR	NOR	NOR	NOR				6	4	0	3
Maxwell, Byron	CB	CB	INA	INA	INA	INA	NOR	NOR	NOR	NOR	NOR	NOR	NOR				2	2	0	4
McCain, Bobby	X	CB	X	X	X	CB	X	X	CB	X	X	X	CB				13	4	0	0
McDonald, T.J.	SUSP	SUSP	SUSP	SUSP	SUSP	SUSP	SUSP	SUSP	S	S	S	S	S				5	5	0	0
McMillan, RaeKwon	IR	IR	IR	IR	IR	IR	IR	IR	IR	IR	IR	IR	IR				0	0	0	0
McTyer, Torry	INA	INA	INA	INA	INA	X	X	X	INA	INA	INA	INA	X				4	0	0	9
Misi, Koa	IR	IR	IR	IR	IR	IR	IR	IR	IR	IR	IR	IR	IR				0	0	0	0
Moore, Matt	DNP	DNP	DNP	DNP	DNP	X	QB	DNP	DNP	X	QB	INA	INA				4	2	7	2
Morgan, Drew	PS	PS	PS	PS	PS	PS	PS	PS	PS	PS	PS	PS	PS				0	0	0	0
Parker, DeVante	WR	WR	WR	WR	INA	INA	INA	X	WR	WR	WR	WR	WR				10	9	0	3
Parkey, Cody	X	X	X	X	X	X	X	X	X	X	X	X	X				13	0	0	0
Perry, Seniorise	X	X	X	X	X	X	X	X	X	X	X	X	X				13	0	0	0
Phillips, Jordan	DT	INA	INA	INA	DT	DT	X	X	DT	DT	DT	DT	DT				10	8	0	3
Pouncey, Mike	C	C	C	C	C	C	C	C	C	C	C	C	C				13	13	0	0
Radcliff, Brandon	NOR	NOR	NOR	NOR	NOR	NOR	NOR	NOR	NOR	NOR	NOR	NOR	NOR	PS			0	0	0	0
Reilly, Trevor	PS	PS	PS	PS	NOR	NOR	NOR	NOR	NOR	NOR	NOR	NOR	NOR				0	0	0	0
Rivers, David	NOR	NOR	NOR	NOR	NOR	NOR	NOR	NOR	NOR	NOR	NOR	NOR	NOR	PS			0	0	0	0
Scott, Rashawn	PUP	PUP	PUP	PUP	PUP	PUP	PUP	PUP	INA	INA	X	INA	PS	PS			1	0	0	3
Smith, De'Veon	PS	PS	PS	PS	PS	PS	PS	PS	PS	INA	PS	X	X				2	0	0	1
Smith, Eric	INA	INA	INA	IR	IR	IR	IR	IR	IR	IR	IR	IR	IR				0	0	0	3
Smith, Maurice	X	X	X	INA	INA	INA	INA	X	X	X	INA	NFI	NFI				6	0	0	5
Steen, Anthony	LG	LG	LG	LG	LG	LG	INA	IR	IR	IR	IR	IR	IR				6	6	0	1
Sterup, Zach	NOR	NOR	NOR	NOR	NOR	NOR	NOR	NOR	INA	INA	X	X	X				3	0	0	2
Stills, Kenny	WR	WR	WR	WR	WR	WR	WR	WR	WR	WR	WR	WR	WR				13	13	0	0
Suh, Ndamukong	DT	DT	DT	DT	DT	DT	DT	DT	DT	DT	DT	DT	DT				13	13	0	0
Tankersley, Cordrea	INA	INA	CB	CB	CB	CB	CB	CB	CB	CB	CB	CB	INA				10	10	0	3
Tannehill, Ryan	IR	IR	IR	IR	IR	IR	IR	IR	IR	IR	IR	IR	IR				0	0	0	0
Taylor, Vincent	X	X	X	X	X	INA	X	INA	X	X	X	X	X				11	0	0	2
Thomas, Julius	TE	TE	TE	X	TE	TE	TE	TE	TE	TE	X	TE	TE				13	11	0	0
Thomas, Michael	X	X	X	X	X	X	X	S	X	X	S	X	X				13	2	0	0
Timmons, Lawrence	INA	SUSP	LB	LB	LB	LB	LB	LB	LB	LB	LB	LB	LB				11	11	0	1
Tunsil, Laremy	LT	LT	LT	LT	LT	LT	LT	LT	LT	LT	LT	LT	LT				13	13	0	0
Verner, Alterraun	X	X	X	X	X	X	X	X	X	X	X	X	CB				13	1	0	0
Wake, Cameron	DE	DE	DE	DE	DE	DE	DE	DE	DE	DE	DE	DE	DE				13	13	0	0
Williams, Damien	X	X	X	X	X	X	X	RB	RB	RB	RB	INA	INA				11	4	0	2
Woodard, Jonathan	NOR	NOR	NOR	NOR	NOR	NOR	NOR	NOR	NOR	NOR	NOR	NOR	PS				0	0	0	0
Wright, Gabe	PS	PS	PS	PS	PS	PS	PS	PS	PS	PS	PS	PS	PS				0	0	0	0
Young, Sam	INA	INA	INA	INA	INA	INA	X	X	X	X	RT	RT	RT				7	3	0	6

POSITION IN CAPS = STARTER
 X = PLAYED/SUBSTITUTED
 DNP = DID NOT PLAY
 INA = INACTIVE
 IR = INJURED RESERVE
 NOR = NOT ON ROSTER
 SUSP = SUSPENDED
 PS = PRACTICE SQUAD
 PUP = PHYSICALLY UNABLE TO PERFORM
 NFI = NON-FOOTBALL ILLNESS



THE LAST TIME IT HAPPENED

THE LAST TIME (TEAM)		
BY DOLPHINS		BY OPPONENT
34-31, at Buffalo, 12/24/16	WON IN OVERTIME	21-24, at Arizona, 9/30/12
31-28, vs. N.Y. Jets, 10/22/17	WON BY SCORING IN THE LAST 2 MINUTES	30-20, vs. Tampa Bay, 11/19/17
34-31, at Buffalo, 12/24/16	TIED BY SCORING IN THE LAST 2 MINUTES	21-24, at Arizona, 9/30/12
37-0, vs. San Diego, 11/2/14	SHUTOUT AN OPPONENT	0-40, at Baltimore, 10/26/17
35-9, vs. Denver, 12/3/17	WON BY 20+ POINTS	21-45, at Carolina, 11/13/17
24-23, vs. Buffalo, 12/4/05	WON AFTER TRAILING BY 20+ POINTS	34-46, vs. New Orleans, 10/25/09
38-10, at Tennessee, 10/18/15	HELD A 28+ POINT LEAD	21-45, at Carolina, 11/13/17
35-9, vs. Denver, 12/3/17	HELD A 21+ POINT LEAD	21-45, at Carolina, 11/13/17
21 (third quarter), at N.Y. Jets, 12/17/16	SCORED 20+ POINTS IN A QUARTER	21 (third quarter), at Carolina, 11/13/17
20 (second half), at Atlanta, 10/15/17	SCORED 20+ POINTS IN A HALF	21 (first half), at New England, 11/26/17
22-9, vs. Buffalo, 11/13/14	HELD OPPONENT WITHOUT A TD	0-40, at Baltimore, 10/26/17
3 offense & 1 defense, vs. Denver, 12/3/17	SCORED TD ON OFFENSE AND DEFENSE	3 offense & 2 defense, at Baltimore, 10/26/17
1 offense, 1 defense, 2 special teams, at N.Y. Jets, 11/1/09	SCORED TD ON OFFENSE, DEFENSE & SPECIAL TEAMS	2 offense, 1 defense & 2 special teams, at New England, 10/4/10
Twice vs. Denver, 12/3/17	SCORED SAFETY	vs. Indianapolis, 12/26/15



THE LAST TIME IT HAPPENED

THE LAST TIME (OFFENSE)		
BY DOLPHINS		BY OPPONENT
Has never happened	600+ NET YARDS OF OFFENSE	622, vs. New England, 9/12/11
503, vs. Houston, 10/25/15	500+ NET YARDS OF OFFENSE	548, at Carolina, 11/13/17
448, vs. Tampa Bay, 11/19/17	400+ NET YARDS OF OFFENSE	417, at New England, 11/26/17
315, vs. Baltimore, 11/11/73	300+ NET RUSHING YARDS	305, at Pittsburgh, 12/18/88
261, at Buffalo, 12/24/16	200+ NET RUSHING YARDS	294, at Carolina, 11/13/17
206, Jay Ajayi, at Buffalo, 12/24/16	200-YARD RUSHING GAME	203, Rueben Mayes, vs. New Orleans, 12/7/86
206, Jay Ajayi, at Buffalo, 12/24/16	150-YARD RUSHING GAME	166, Chris Ivory, vs. N.Y. Jets, 10/4/15
114, Kenyan Drake, vs. New England, 12/11/17	100-YARD RUSHING GAME	112, Dion Lewis, at New England, 11/26/17
Mercury Morris (125) and Don Nottingham (102), at Green Bay, 10/5/75	TWO 100-YARD RUSHERS	LeSean McCoy (112) and Karlos Williams (110), at Buffalo, 11/8/15
Kenyan Drake, 120, vs. Denver, 12/3/17, 114, vs. New England, 12/11/17	CONSECUTIVE 100-YARD RUSHING GAMES	C.J. Anderson, 167, at Denver, 11/23/14 and Chris Johnson, 105, at N.Y. Jets, 12/1/14
Jay Ajayi (206) and Damien Williams (56), at Buffalo, 12/24/16	COMBINED 200-YARDS RUSHING BY 2 PLAYERS	Jonathan Stewart (110) and Cam Newton (95), at Carolina, 11/13/17
32, Jay Ajayi, at Buffalo, 12/24/16	30+ CARRIES	32, Knile Davis, vs. Kansas City, 9/21/14
25, Kenyan Drake, vs. New England, 12/11/17	25+ CARRIES	27, DeMarco Murray, vs. Tennessee, 10/9/16
85t, Lamar Miller, vs. Houston, 10/25/15	80+ YARD RUSHING PLAY	Has never happened
69, Damien Williams, vs. Tampa Bay, 11/19/17	60+ YARD RUSHING PLAY	69, Cam Newton, at Carolina, 11/13/17
42t, Kenyan Drake, vs. Denver, 12/3/17	40+ YARD RUSHING PLAY	69, Cam Newton, at Carolina, 11/13/17 43, Cameron Artis-Payne, at Carolina, 11/13/17
2, Jay Ajayi, vs. Pittsburgh, 10/16/16	2+ RUSHING TOUCHDOWNS	2, Marshawn Lynch, vs. Oakland, 11/5/17
442, at Cincinnati, 10/1/95	400+ NET PASSING YARDS (TEAM)	419, at Indianapolis, 11/4/12
365, vs. Tampa Bay, 11/19/17	300+ NET PASSING YARDS (TEAM)	323, at L.A. Chargers, 9/17/17
58, Ryan Tannehill, at N.Y. Jets, 11/29/15	50+ PASS ATTEMPTS	56, Tom Brady, vs. New England, 9/7/14
42, Jay Cutler, vs. Oakland, 11/5/17	40+ PASS ATTEMPTS	43, Tom Brady, vs. New England, 12/11/17
34, Jay Cutler, vs. Oakland, 11/5/17	30+ COMPLETIONS	31, Philip Rivers, at L.A. Chargers, 9/17/17
25, Jay Cutler, vs. New England, 12/11/17	25+ COMPLETIONS	29, Drew Brees, vs. New Orleans, 10/1/17
at Carolina, 11/13/17	NO SACKS ALLOWED	at Carolina, 11/13/17



THE LAST TIME IT HAPPENED

THE LAST TIME (OFFENSE)		
BY DOLPHINS		BY OPPONENT
158.3, Ryan Tannehill, at Houston, 10/25/15	PERFECT PASSER RATING (158.3) <i>(MIN. 20 ATTEMPTS)</i>	158.3, Geno Smith, vs. N.Y. Jets, 12/28/14
311, Jay Cutler, vs. Oakland, 11/5/17	300+ YARD PASSER	300, Derek Carr, vs. Oakland, 11/5/17
Ryan Tannehill, 389, at New England, 9/18/16 and 319, vs. Cleveland, 9/25/16	CONSECUTIVE 300+ YARD PASSING GAMES	Philip Rivers, 331, at San Diego, 12/14/15 and Eli Manning, 337, vs. N.Y. Giants, 12/20/15
4, Matt Moore, at N.Y. Jets, 12/17/16	4+ TD PASSES	4, Tom Brady, at New England, 11/26/17
3, Jay Cutler, vs. New England, 12/11/17	3+ TD PASSES	4, Tom Brady, at New England, 11/26/17
15, Chris Chambers, vs. Buffalo, 12/4/05	15+ RECEPTIONS	15, Isaac Bruce, at St. Louis, 12/24/95
13, Jarvis Landry, at L.A. Chargers, 9/17/17	10+ RECEPTIONS	10, Alvin Kamara, vs. New Orleans, 10/1/17
253, Brian Hartline, at Arizona, 9/30/12	200-YARD RECEIVER	221, Eric Decker, vs. N.Y. Jets, 12/28/14
180, Kenny Stills, vs. Tampa Bay, 11/19/17	150-YARD RECEIVER	151, Julian Edelman, vs. New England, 1/1/17
180, Kenny Stills, vs. Tampa Bay, 11/19/17	100-YARD RECEIVER	126, Jared Cook, vs. Oakland, 11/5/17
Jarvis Landry (137) and DeVante Parker (106) at New England, 9/18/16	TWO 100-YARD RECEIVERS IN SAME GAME	Calvin Johnson (113) and Golden Tate (109) at Detroit, 11/9/14
Jarvis Landry, 103, vs. Arizona, 12/11/16 and 108, at N.Y. Jets, 12/17/16	CONSECUTIVE 100-YARD RECEIVING GAMES	Sammy Watkins, 154, at Buffalo, 12/24/16, Julian Edelman, 151, vs. New England, 1/1/17, Keenan Allen, 100, at L.A. Chargers, 9/17/17
Kenny Stills, 154 (second half), vs. Tampa Bay, 11/19/17	100-YARDS RECEIVING IN A HALF	Jared Cook, 113 (first half), vs. Oakland, 11/5/17
Has never happened	90+ YARD PASSING PLAY	99t, Tom Brady to Wes Welker, vs. New England, 9/12/11
80, Ryan Tannehill to Brian Hartline, at Arizona, 9/30/12	80+ YARD PASSING PLAY	84, Eli Manning to Odell Beckham Jr., vs. N.Y. Giants, 12/14/15
61t, Matt Moore to Kenny Stills, vs. Tampa Bay, 11/19/17	60+ YARD PASSING PLAY	69, Josh McCown to Robby Anderson, at N.Y. Jets, 9/24/17
61t, Matt Moore to Kenny Stills, vs. Tampa Bay, 11/19/17	50+ YARD PASSING PLAY	69, Josh McCown to Robby Anderson, at N.Y. Jets, 9/24/17
47, Jay Cutler to Kenyan Drake, vs. New England, 12/11/17	40+ YARD PASSING PLAY	44t, Derek Carr to Johnny Holton, vs. Oakland, 11/5/17
3, Lamar Thomas, vs. Denver, 12/21/98	3+ TD RECEPTIONS	3, Danny Woodhead, at San Diego, 12/20/15
2, Jarvis Landry, vs. New England, 12/11/17	2+ TD RECEPTIONS	2, Rob Gronkowski, at New England, 11/26/17
Kenyan Drake (114 rushing and 79 receiving), vs. New England, 12/11/17	LED TEAM IN RUSHING & RECEIVING IN SAME GAME	C.J. Anderson (67 rushing and 43 receiving), vs. Denver, 12/3/17
Jay Ajayi (214 rushing) and Kenny Stills (100 receiving) vs. Buffalo, 10/23/16	100-YARD RUSHER & 100-YARD RECEIVER IN SAME GAME	LeSean McCoy (128 rushing) and Sammy Watkins (154 receiving) at Buffalo, 12/24/16
Dan Marino (307 passing), Mark Higgs (131 rushing) and Tony Martin (106 receiving), vs. Tampa Bay, 12/1/91	100-YARD RUSHER, 100-YARD RECEIVER & 300-YARD PASSER IN SAME GAME	Tyrod Taylor (329 passing), LeSean McCoy (128 rushing), Sammy Watkins (154 receiving), at Buffalo, 12/24/16
Damien Williams (1 rushing, 1 receiving), at San Diego, 11/13/16	1+ RUSHING TD & 1+ RECEIVING TD IN SAME GAME	Rex Burkhead (1 rushing, 1 receiving), at New England, 11/26/17



THE LAST TIME IT HAPPENED

THE LAST TIME (OFFENSE)		
BY DOLPHINS		BY OPPONENT
Ryan Tannehill (3 passing, 1 rushing), at Denver, 11/23/14	1+ PASSING TD & 1+ RUSHING TD IN SAME GAME	Josh McCown (3 passing, 1 rushing), vs. N.Y. Jets, 10/22/17
vs. New England, 12/11/17	NO TURNOVERS	vs. Tampa Bay, 11/19/17
vs. N.Y. Jets, 10/22/17	TD SCORED ON FIRST DRIVE	at New England, 11/26/17
Kenyan Drake, vs. Oakland, 11/5/17	SUCCESSFUL 2-POINT CONVERSION	Tom Brady to Julian Edelman, vs. New England, 1/1/17
at Baltimore, 12/4/16	FAILED 2-POINT CONVERSION	vs. Denver, 12/3/17



THE LAST TIME IT HAPPENED

THE LAST TIME (DEFENSE)		
BY DOLPHINS		BY OPPONENT
76, vs. Buffalo, 10/21/73	HELD OPPONENT UNDER 100 YARDS OF TOTAL OFFENSE	88, at New England, 10/12/80
118, vs. Buffalo, 9/21/03	HELD OPPONENT UNDER 150 YARDS OF TOTAL OFFENSE	103, at Buffalo, 12/22/13
188, vs. Tennessee, 10/8/17	HELD OPPONENT UNDER 200 YARDS OF TOTAL OFFENSE	196, at Baltimore, 10/26/17
248, vs. New England, 12/11/17	HELD OPPONENT UNDER 300 YARDS OF TOTAL OFFENSE	221, at New England, 11/26/17
25, vs. New England, 12/11/17	HELD OPPONENT UNDER 30 YARDS RUSHING	12, at N.Y. Jets, 11/29/15
25, vs. New England, 12/11/17	HELD OPPONENT UNDER 50 YARDS RUSHING	45, at Baltimore, 10/26/17
25, vs. New England, 12/11/17	HELD OPPONENT UNDER 75 YARDS RUSHING	67, at New England, 11/26/17
25, vs. New England, 12/11/17	HELD OPPONENT UNDER 100 YARDS RUSHING	67, at New England, 11/26/17
49, at N.Y. Jets, 12/1/14	HELD OPPONENT UNDER 100 YARDS NET PASSING	78, vs. Tennessee, 10/8/17
125, vs. Arizona, 12/11/16	HELD OPPONENT UNDER 150 YARDS NET PASSING	78, vs. Tennessee, 10/8/17
Louis Delmas (81) and Brent Grimes (22), at Jacksonville, 10/26/14	2+ INTERCEPTION RETURNS FOR TOUCHDOWNS BY TEAM IN SAME GAME	Darren Sharper (42) and Tracy Porter (54), vs. New Orleans, 10/25/09
30t, Xavien Howard, vs. Denver, 12/3/17	INTERCEPTION RETURN FOR A TD	65t, Justin Simmons, vs. Denver, 12/3/17
3, Sam Madison, vs. Tennessee, 11/7/99	3+ INTERCEPTIONS	3, Nate Clements, at Buffalo, 10/20/02
2, Xavien Howard, vs. New England, 12/11/17	2+ INTERCEPTIONS	2, Preston Brown, vs. Buffalo, 9/27/15
8, at Arizona, 9/30/12	7+ SACKS BY TEAM	7, at New England, 11/26/17
6, vs. Tennessee, 10/8/17	6+ SACKS BY TEAM	7, at New England, 11/26/17
6, vs. Tennessee, 10/8/17	5+ SACKS BY TEAM	7, at New England, 11/26/17
4, Cameron Wake, at Tennessee, 10/18/15	4+ SACKS	Has never happened
4, Cameron Wake, at Tennessee, 10/18/15	3+ SACKS	3.5, Elvis Dumervil, vs. Baltimore, 12/7/14
2.5, Cameron Wake, vs. N.Y. Jets, 10/22/17	2+ SACKS	2, Trey Flowers and Elandon Roberts, at New England, 11/26/17
14t, Reshad Jones, at New England, 11/26/17	FUMBLE RECOVERED FOR TOUCHDOWN	0t, Adarius Glanton, vs. Tampa Bay, 11/19/17



THE LAST TIME IT HAPPENED

THE LAST TIME (SPECIAL TEAMS)		
BY DOLPHINS		BY OPPONENT
96t, Kenyan Drake, vs. N.Y. Jets, 11/6/16	KICKOFF RETURN FOR A TD	102t, C.J. Spiller, at Buffalo, 9/14/14
94t, Mercury Morris, at New England, 12/5/71	KICKOFF RETURN FOR A TD ON OPENING KICKOFF	101t, Jacoby Ford, at Oakland, 11/28/10
78, Kenyan Drake, vs. San Francisco, 11/27/16	50+ YARD KICKOFF RETURN	87, Chris Owusu, vs. N.Y. Jets, 12/28/14
74t, Jakeem Grant, vs. Tennessee, 10/9/16	PUNT RETURN FOR A TD	79t, Leodis McKelvin, at Buffalo, 11/15/12
74t, Jakeem Grant, vs. Tennessee, 10/9/16	50+ YARD PUNT RETURN	57, Jeremy Kerley, at N.Y. Jets, 11/29/15
Walt Aikens, at N.Y. Jets, 12/17/16	BLOCKED PUNT RECOVERED FOR A TD	Chris Burkett, vs. N.Y. Jets, 9/29/91
Terrence Fede, vs. Denver, 12/3/17	BLOCKED PUNT	Boobie Dixon, at Buffalo, 9/14/14
Walt Aikens return of blocked PAT, vs. Arizona, 12/11/16	DEFENSIVE 2-POINT CONVERSION ON PAT	Has never happened
Jordan Phillips, vs. Arizona, 12/11/16	BLOCKED PAT	Donald Penn, vs. Tampa Bay, 11/15/09
Cody Parkey, vs. Oakland, 11/5/17	MISSED (NOT BLOCKED) PAT	Chandler Catanzaro, at Arizona, 12/11/16
Vincent Taylor, at Baltimore, 10/26/17	BLOCKED FIELD GOAL	Daniel McCullers, vs. Pittsburgh, 10/16/16
47t, Curtis Johnson, vs. Green Bay, 12/19/71	BLOCKED FIELD GOAL RETURNED FOR TD	62t, Kyle Arrington, vs. New England, 12/14/14
6, Dan Carpenter, at Oakland, 11/28/10	6+ FIELD GOALS ATTEMPTED	6, Cody Parkey, vs. Cleveland, 9/25/16
5, Andrew Franks, vs. Pittsburgh, 10/16/16	5+ FIELD GOALS ATTEMPTED	5, Mike Nugent, at Cincinnati, 9/29/16
4, Cody Parkey, at L.A. Chargers, 9/17/17	4+ FIELD GOALS ATTEMPTED	4, Patrick Murray, vs. Tampa Bay, 11/19/17
4, Cody Parkey, at L.A. Chargers, 9/17/17	3+ FIELD GOALS ATTEMPTED	4, Patrick Murray, vs. Tampa Bay, 11/19/17
6, Olindo Mare, at New England, 10/17/99	6+ FIELD GOALS MADE	Never happened
5, Dan Carpenter, at Cincinnati, 10/31/10	5+ FIELD GOALS MADE	5, Mike Nugent, at Cincinnati, 9/29/16
4, Cody Parkey, at L.A. Chargers, 9/17/17	4+ FIELD GOALS MADE	5, Mike Nugent, at Cincinnati, 9/29/16
4, Cody Parkey, at L.A. Chargers, 9/17/17	3+ FIELD GOALS MADE	3, Patrick Murray, vs. Tampa Bay, 11/19/17
vs. Denver, 12/3/17	SUCCESSFUL ONSIDES KICK	at Buffalo, 12/18/11
vs. Oakland, 11/5/17	FAILED ONSIDES KICK ATTEMPT	vs. New England, 12/11/17

National Football League Game Summary

NFL Copyright © 2017 by The National Football League. All rights reserved. This summary and play-by-play is for the express purpose of assisting media in their coverage of the game; any other use of this material is prohibited without the written permission of the National Football League. Updated: 12/12/2017

Date: Monday, 12/11/2017

New England Patriots at Miami Dolphins

Start Time: 8:30 PM EST

at Hard Rock Stadium, Miami Gardens, Fla.

Game Day Weather

Game Weather: Clear

Temp: 55° F (12.8° C) Humidity: 59%, Wind: NW 7 mph

Played Outdoor on Turf: Natural Grass

Wind Chill: 53

Officials

Referee: Morelli, Peter (135)
Line Judge: Podraza, Tim (47)
Back Judge: Steed, Gregory (12)

Umpire: Neale, Bryan (92)
Field Judge: Rogers, Bradley (126)
Replay Official: Reels, Richard (0)

Down Judge: Stelljes, Steve (22)
Side Judge: Cheek, Boris (41)

Lineups

New England Patriots

Miami Dolphins

Offense		Defense	
WR 14	B.Cooks	LE 93	L.Guy
LT 77	N.Solder	DT 97	A.Branch
LG 62	J.Thuney	DT 90	M.Brown
C 60	D.Andrews	LB 55	E.Lee
RG 69	S.Mason	LB 59	M.Flowers
RT 71	C.Fleming	LB 52	E.Roberts
TE 83	D.Allen	RCB 24	S.Gilmore
WR 80	D.Amendola	LCB 21	M.Butler
QB 12	T.Brady	S 23	P.Chung
RB 34	R.Burkhead	S 32	D.McCourty
RB 28	J.White	DB 31	J.Jones

Offense		Defense	
WR 10	K.Stills	DE 50	A.Branch
LT 67	L.Tunsil	DT 93	N.Suh
LG 62	T.Larsen	DT 97	J.Phillips
C 51	M.Pouncey	DE 91	C.Wake
RG 77	J.Davis	LB 47	K.Alonso
RT 79	S.Young	LB 42	A.Verner
TE 89	J.Thomas	LB 94	L.Timmons
QB 6	J.Cutler	CB 28	B.McCain
RB 32	K.Drake	CB 25	X.Howard
WR 14	J.Landry	S 20	R.Jones
WR 11	D.Parker	S 22	T.McDonald

Substitutions

Substitutions

K 3 S.Gostkowski, P 6 R.Allen, WR 15 C.Hogan, WR 17 B.Reedy, WR 18 M.Slater, DB 25 E.Rowe, CB 29 J.Bademosi, DB 30 D.Harmon, RB 33 D.Lewis, DB 37 J.Richards, RB 38 B.Bolden, LB 44 J.Freeny, FB 46 J.Develin, TE 47 J.Hollister, LS 49 J.Cardona, LB 50 N.Grigsby, LB 51 T.Reilly, OL 68 L.Waddle, DL 70 A.Butler, OL 75 T.Karras, DL 91 D.Wise, DL 92 G.Grissom

K 1 C.Parkey, P 16 M.Haack, WR 19 J.Grant, CB/S 21 J.Lucas, S 31 M.Thomas, CB 33 T.McTyer, RB 34 S.Perry, CB/S 35 W.Aikens, RB 38 D.Smith, LB 44 S.Anthony, LB 45 M.Hull, LB 46 N.Hewitt, TE 48 M.Gray, DT 56 D.Godchaux, LB 59 C.Allen, C 64 J.Brendel, T 71 Z.Sterup, DE 78 T.Fede, TE 80 A.Fasano, WR 88 L.Caroo, DE 90 C.Harris, LS 92 J.Denney, DT 96 V.Taylor

Did Not Play

Did Not Play

QB 2 B.Hoyer, WR 13 P.Dorsett

QB 9 D.Fales

Not Active

Not Active

RB 35 M.Gillisle, DB 36 B.King, LB 45 D.Harris, LB 53 K.Van Noy, OL 61 M.Cannon, OL 74 C.Croston, DL 98 T.Flowers

QB 8 M.Moore, RB 26 D.Williams, CB 30 C.Tankersley, G 68 I.Asiata, G/T 74 J.Bushrod, DE 75 C.Malveaux, TE 85 A.Derby

Field Goals (made () & missed)

Player	Attempts	Made	1	2	3	4	OT	Total
S.Gostkowski	(46)	(33)						
C.Parkey	(30)	(44)						
VISITOR: New England Patriots			0	10	0	10	0	20
HOME: Miami Dolphins			6	7	14	0	0	27

Scoring Plays

Team	Qtr	Time	Play Description (Extra Point) (Drive Info)	Visitor	Home
Dolphins	1	9:01	C.Parkey 30 yd. Field Goal (13-69, 5:59)	0	3
Dolphins	1	3:49	C.Parkey 44 yd. Field Goal (8-34, 4:26)	0	6
Patriots	2	6:18	R.Burkhead 3 yd. run (S.Gostkowski kick) (5-51, 2:56)	7	6
Dolphins	2	3:33	J.Landry 5 yd. pass from J.Cutler (C.Parkey kick) (7-80, 2:45)	7	13
Patriots	2	0:02	S.Gostkowski 46 yd. Field Goal (8-47, 3:31)	10	13
Dolphins	3	11:03	J.Grant 25 yd. pass from J.Cutler (C.Parkey kick) (5-46, 2:21)	10	20
Dolphins	3	4:43	J.Landry 4 yd. pass from J.Cutler (C.Parkey kick) (8-82, 4:21)	10	27
Patriots	4	13:05	J.White 3 yd. pass from T.Brady (S.Gostkowski kick) (6-53, 2:29)	17	27
Patriots	4	0:53	S.Gostkowski 33 yd. Field Goal (6-62, 1:31)	20	27

Paid Attendance: 65,548

Time: 3:18

Final Individual Statistics

New England Patriots

RUSHING	ATT	YDS	AVG	LG	TD
D.Lewis	5	17	3.4	11	0
R.Burkhead	5	8	1.6	3	1
Total	10	25	2.5	11	1

PASSING	ATT	CMP	YDS	SK/YD	TD	LG	IN	RT
T.Brady	43	24	233	2/10	1	38	2	59.5
Total	43	24	233	2/10	1	38	2	59.5

PASS RECEIVING	TAR	REC	YDS	AVG	LG	TD
D.Amendola	9	6	76	12.7	26	0
D.Lewis	5	5	50	10.0	20	0
R.Burkhead	5	5	45	9.0	23	0
J.White	4	3	11	3.7	7	1
D.Allen	5	2	10	5.0	8	0
B.Cooks	7	1	38	38.0	38	0
J.Develin	1	1	2	2.0	2	0
C.Hogan	5	1	1	1.0	1	0
Total	41	24	233	9.7	38	1

INTERCEPTIONS	NO	YDS	AVG	LG	TD
Total	0	0	0	0	0

PUNTING	NO	YDS	AVG	NET	TB	IN20	LG
R.Allen	7	334	47.7	46.4	0	3	53
Total	7	334	47.7	46.4	0	3	53

PUNT RETURNS	NO	YDS	AVG	FC	LG	TD
B.Reedy	3	21	7.0	0	13	0
D.Amendola	2	16	8.0	1	11	0
[DOWNED]	1	0	0.0	0	0	0
Total	5	37	7.4	1	13	0

KICKOFF RETURNS	NO	YDS	AVG	FC	LG	TD
D.Lewis	3	49	16.3	0	19	0
[TOUCHBACK]	3	0	0.0	0	0	0
Total	3	49	16.3	0	19	0

Miami Dolphins

RUSHING	ATT	YDS	AVG	LG	TD
K.Drake	25	114	4.6	31	0
J.Cutler	4	4	1.0	6	0
M.Gray	1	2	2.0	2	0
Total	30	120	4.0	31	0

PASSING	ATT	CMP	YDS	SK/YD	TD	LG	IN	RT
J.Cutler	38	25	263	2/21	3	47	0	112.1
Total	38	25	263	2/21	3	47	0	112.1

PASS RECEIVING	TAR	REC	YDS	AVG	LG	TD
J.Landry	8	8	46	5.8	10	2
K.Drake	6	5	79	15.8	47	0
D.Parker	6	4	40	10.0	15	0
J.Grant	4	2	42	21.0	25	1
K.Stills	4	2	18	9.0	11	0
J.Thomas	4	2	11	5.5	6	0
A.Fasano	1	1	17	17.0	17	0
M.Gray	1	1	10	10.0	10	0
Total	34	25	263	10.5	47	3

INTERCEPTIONS	NO	YDS	AVG	LG	TD
X.Howard	2	29	14.5	29	0
Total	2	29	14.5	29	0

PUNTING	NO	YDS	AVG	NET	TB	IN20	LG
M.Haack	7	315	45.0	39.7	0	2	56
Total	7	315	45.0	39.7	0	2	56

PUNT RETURNS	NO	YDS	AVG	FC	LG	TD
J.Landry	1	9	9.0	1	9	0
J.Grant	1	0	0.0	2	0	0
[DOWNED]	2	0	0.0	0	0	0
Total	2	9	4.5	3	9	0

KICKOFF RETURNS	NO	YDS	AVG	FC	LG	TD
S.Perry	2	33	16.5	0	18	0
J.Grant	1	14	14.0	0	14	0
[TOUCHBACK]	1	0	0.0	0	0	0
Total	3	47	15.7	0	18	0

New England Patriots

FUMBLES	FUM	LOST	OWN-REC	YDS	TD	FORCED	OPP-REC	YDS	TD	OUT-BDS
Total	0	0	0	0	0	0	0	0	0	0

Miami Dolphins

FUMBLES	FUM	LOST	OWN-REC	YDS	TD	FORCED	OPP-REC	YDS	TD	OUT-BDS
J.Thomas	1	0	1	0	0	0	0	0	0	0
Total	1	0	1	0	0	0	0	0	0	0

Final Team Statistics

	Visitor Patriots	Home Dolphins
TOTAL FIRST DOWNS	14	21
By Rushing	2	6
By Passing	9	13
By Penalty	3	2
THIRD DOWN EFFICIENCY	0-11-0%	4-14-29%
FOURTH DOWN EFFICIENCY	0-0-0%	1-1-100%
TOTAL NET YARDS	248	362
Total Offensive Plays (inc. times thrown passing)	55	70
Average gain per offensive play	4.5	5.2
NET YARDS RUSHING	25	120
Total Rushing Plays	10	30
Average gain per rushing play	2.5	4.0
Tackles for a loss-number and yards	1-4	5-11
NET YARDS PASSING	223	242
Times thrown - yards lost attempting to pass	2-10	2-21
Gross yards passing	233	263
PASS ATTEMPTS-COMPLETIONS-HAD INTERCEPTED	43-24-2	38-25-0
Avg gain per pass play (inc.# thrown passing)	5.0	6.1
KICKOFFS Number-In End Zone-Touchbacks	5-1-1	6-4-3
PUNTS Number and Average	7-47.7	7-45.0
Had Blocked	0	0
FGs - PATs Had Blocked	0-0	0-0
Net Punting Average	46.4	39.7
TOTAL RETURN YARDAGE (Not Including Kickoffs)	37	38
No. and Yards Punt Returns	5-37	2-9
No. and Yards Kickoff Returns	3-49	3-47
No. and Yards Interception Returns	0-0	2-29
PENALTIES Number and Yards	9-78	8-102
FUMBLES Number and Lost	0-0	1-0
TOUCHDOWNS	2	3
Rushing	1	0
Passing	1	3
EXTRA POINTS Made-Attempts	2-2	3-3
Kicking Made-Attempts	2-2	3-3
FIELD GOALS Made-Attempts	2-2	2-2
RED ZONE EFFICIENCY	2-3-67%	2-3-67%
GOAL TO GO EFFICIENCY	2-3-67%	2-2-100%
SAFETIES	0	0
FINAL SCORE	20	27
TIME OF POSSESSION	23:51	36:09

Ball Possession And Drive Chart

New England Patriots

#	Time Recd	Time Lost	Time Poss	How Ball Obtained	Drive Began	# Play	Yds Gain	Yds Pen	Net Yds	1st Down	Last Scrm	How Given Up
1	9:01	8:15	0:46	Kickoff	NE 25	3	0	0	0	0	NE 25	Interception
2	3:49	2:47	1:02	Kickoff	NE 25	3	2	0	2	0	NE 27	Punt
3	14:53	11:11	3:42	Punt	NE 9	6	35	0	35	2	NE 44	Punt
4	9:14	6:18	2:56	Punt	NE 49	5	36	15	51	3	* MIA 3	Touchdown
5	3:33	0:02	3:31	Kickoff	NE 25	8	47	0	47	2	MIA 28	Field Goal
6	15:00	13:24	1:36	Kickoff	NE 20	3	-6	0	-6	0	NE 14	Interception
7	11:03	9:04	1:59	Kickoff	NE 20	3	4	5	9	0	NE 29	Punt
8	4:43	3:27	1:16	Kickoff	NE 15	5	1	17	18	1	NE 33	Punt
9	0:34	13:05	2:29	Punt	NE 47	6	53	0	53	3	* MIA 3	Touchdown
10	11:49	10:26	1:23	Punt	NE 15	3	0	0	0	0	NE 15	Punt
11	7:51	7:05	0:46	Punt	NE 19	3	6	0	6	0	NE 25	Punt
12	5:17	4:23	0:54	Punt	NE 22	3	9	-10	-1	0	NE 21	Punt
13	2:24	0:53	1:31	Punt	NE 23	6	61	1	62	3	* MIA 15	Field Goal

(314) Average NE 24

Miami Dolphins

#	Time Recd	Time Lost	Time Poss	How Ball Obtained	Drive Began	# Play	Yds Gain	Yds Pen	Net Yds	1st Down	Last Scrm	How Given Up
1	15:00	9:01	5:59	Kickoff	MIA 19	13	69	0	69	4	* NE 12	Field Goal
2	8:15	3:49	4:26	Interception	MIA 40	8	34	0	34	2	NE 26	Field Goal
3	2:47	14:53	2:54	Punt	MIA 29	5	20	3	23	2	NE 48	Punt
4	11:11	9:14	1:57	Punt	MIA 14	3	5	0	5	0	MIA 19	Punt
5	6:18	3:33	2:45	Kickoff	MIA 20	7	90	-10	80	4	* NE 5	Touchdown
6	0:02	0:00	0:02	Kickoff	MIA 25	1	-1	0	-1	0	MIA 25	End of Half
7	13:24	11:03	2:21	Interception	NE 46	5	46	0	46	2	NE 25	Touchdown
8	9:04	4:43	4:21	Punt	MIA 18	8	61	21	82	4	* NE 4	Touchdown
9	3:27	0:34	2:53	Punt	MIA 15	4	5	0	5	1	MIA 20	Punt
10	13:05	11:49	1:16	Kickoff	MIA 18	3	-1	5	4	0	MIA 22	Punt
11	10:26	7:51	2:35	Punt	MIA 28	5	17	0	17	1	MIA 45	Punt
12	7:05	5:17	1:48	Punt	MIA 38	3	2	0	2	0	MIA 40	Punt
13	4:23	2:24	1:59	Punt	MIA 29	5	16	0	16	1	MIA 45	Punt
14	0:53	0:00	0:53	Kickoff	NE 44	2	-1	0	-1	0	NE 45	End of Game

(403) Average MIA 29

* inside opponent's 20

Time of Possession by Quarter		1st	2nd	3rd	4th	OT	Total
Visitor	New England Patriots	1:48	10:09	5:25	6:29		23:51
Home	Miami Dolphins	13:12	4:51	9:35	8:31		36:09
Kickoff Drive No.-Start Average		Patriots: 6 - NE 22		Dolphins: 4 - MIA 20			

Final Defensive Statistics

New England Patriots	Regular Defensive Plays												Special Teams					Misc			
	TKL	AST	COMB	SK	/ YDS	TFL	Q	IN	PD	FF	FR	TKL	AST	FF	FR	BL	TKL	AST	FF	FR	
D.McCourty	7	0	7	1	11	1	1	0	0	0	0	0	0	0	0	0	0	0	0	0	0
P.Chung	6	1	7	0	0	0	0	0	1	0	0	0	0	0	0	0	0	0	0	0	0
E.Roberts	5	2	7	0	0	1	0	0	0	0	0	0	0	0	0	0	0	0	0	0	0
L.Guy	4	1	5	0	0	2	0	0	1	0	0	0	0	0	0	0	0	0	0	0	0
M.Flowers	4	1	5	0	0	1	0	0	0	0	0	0	0	0	0	0	0	0	0	0	0
M.Butler	3	0	3	0	0	0	0	0	0	0	0	0	0	0	0	0	0	0	0	0	0
S.Gilmore	3	0	3	0	0	0	0	0	0	0	0	0	0	0	0	0	0	0	0	0	0
A.Branch	2	0	2	0	0	1	0	0	0	0	0	0	0	0	0	0	0	0	0	0	0
T.Reilly	2	0	2	0	0	1	0	0	0	0	0	0	0	0	0	0	0	0	0	0	0
J.Jones	2	0	2	0	0	0	0	0	0	0	0	0	0	0	0	0	0	0	0	0	0
E.Lee	2	0	2	0	0	0	0	0	0	0	0	0	0	0	0	0	0	0	0	0	0
E.Rowe	2	0	2	0	0	1	0	0	0	0	0	0	0	0	0	0	0	0	0	0	0
J.Freeny	2	0	2	0	0	0	0	0	0	0	0	0	0	0	0	0	0	0	0	0	0
A.Butler	1	1	2	1	10	1	1	0	0	0	0	0	0	0	0	0	0	0	0	0	0
D.Harmon	1	0	1	0	0	0	0	0	0	0	0	0	0	0	0	0	0	0	0	0	0
J.Richards	0	1	1	0	0	0	0	0	0	0	0	1	1	0	0	0	0	0	0	0	0
M.Brown	0	1	1	0	0	0	0	0	0	0	0	0	0	0	0	0	0	0	0	0	0
J.Bademosi	0	0	0	0	0	0	0	0	0	0	0	2	0	0	0	0	0	0	0	0	0
N.Grigsby	0	0	0	0	0	0	0	0	0	0	0	1	0	0	0	0	0	0	0	0	0
B.Bolden	0	0	0	0	0	0	0	0	0	0	0	0	1	0	0	0	0	0	0	0	0
M.Slater	0	0	0	0	0	0	0	0	0	0	0	0	1	0	0	0	0	0	0	0	0
J.Hollister	0	0	0	0	0	0	0	0	0	0	0	0	1	0	0	0	0	0	0	0	0
B.Cooks	0	0	0	0	0	0	0	0	0	0	0	0	0	0	0	0	1	0	0	0	0
D.Amendola	0	0	0	0	0	0	0	0	0	0	0	0	0	0	0	0	1	0	0	0	0
Total	46	8	54	2	21	9	2	0	2	0	0	4	4	0	0	0	2	0	0	0	0

TKL = Tackle AST = Assist COMB = Combined QH=QB Hit IN = Interception PD = Pass Defense FF = Forced Fumble FR = Fumble Recovery

Miami Dolphins	Regular Defensive Plays												Special Teams					Misc			
	TKL	AST	COMB	SK	/ YDS	TFL	QH	IN	PD	FF	FR	TKL	AST	FF	FR	BL	TKL	AST	FF	FR	
T.McDonald	5	3	8	0	0	1	0	0	0	0	0	0	0	0	0	0	0	0	0	0	0
K.Alonso	5	2	7	0	0	0	1	0	0	0	0	0	0	0	0	0	0	0	0	0	0
R.Jones	3	4	7	0	0	0	0	0	1	0	0	0	0	0	0	0	0	0	0	0	0
L.Timmons	4	1	5	0	0	0	0	0	0	0	0	0	0	0	0	0	0	0	0	0	0
B.McCain	1	3	4	0	0	0	0	0	0	0	0	0	0	0	0	0	0	0	0	0	0
N.Suh	2	1	3	1	2	1	2	0	1	0	0	0	0	0	0	0	0	0	0	0	0
A.Verner	2	1	3	0	0	0	0	0	2	0	0	0	0	0	0	0	0	0	0	0	0
D.Godchaux	1	2	3	0	0	0	1	0	0	0	0	0	0	0	0	0	0	0	0	0	0
C.Allen	1	2	3	0	0	0	0	0	0	0	0	1	0	0	0	0	0	0	0	0	0
J.Phillips	1	0	1	1	8	1	1	0	0	0	0	0	0	0	0	0	0	0	0	0	0
C.Harris	0	1	1	0	0	0	0	0	0	0	0	0	0	0	0	0	0	0	0	0	0
C.Wake	0	0	0	0	0	0	1	0	0	0	0	0	0	0	0	0	0	0	0	0	0
X.Howard	0	0	0	0	0	0	0	2	3	0	0	0	0	0	0	0	0	0	0	0	0
M.Hull	0	0	0	0	0	0	0	0	0	0	0	1	1	0	0	0	0	0	0	0	0
S.Perry	0	0	0	0	0	0	0	0	0	0	0	1	1	0	0	0	0	0	0	0	0
N.Hewitt	0	0	0	0	0	0	0	0	0	0	0	1	0	0	0	0	0	0	0	0	0
J.Lucas	0	0	0	0	0	0	0	0	0	0	0	0	1	0	0	0	0	0	0	0	0
J.Denney	0	0	0	0	0	0	0	0	0	0	0	0	1	0	0	0	0	0	0	0	0
M.Thomas	0	0	0	0	0	0	0	0	0	0	0	0	1	0	0	0	0	0	0	0	0
T.Fede	0	0	0	0	0	0	0	0	0	0	0	0	1	0	0	0	0	0	0	0	0
J.Thomas	0	0	0	0	0	0	0	0	0	0	0	0	0	0	0	0	0	0	0	0	1
Total	25	20	45	2	10	3	6	2	7	0	0	4	6	0	0	0	0	0	0	0	1

New England Patriots vs Miami Dolphins
12/11/2017 at Hard Rock Stadium

First Half Summary

PERIOD SCORES

Patriots	0 10 = 10
Dolphins	6 7 = 13

TIME OF POSSESSION

Patriots	11:57
Dolphins	18:03

Scoring Plays

Team	Qtr	Time	Play Description (Extra Point) (Drive Info)	Visitor	Home
Dolphins	1	9:01	C.Parkey 30 yd. Field Goal (13-69, 5:59)	0	3
Dolphins	1	3:49	C.Parkey 44 yd. Field Goal (8-34, 4:26)	0	6
Patriots	2	6:18	R.Burkhead 3 yd. run (S.Gostkowski kick) (5-51, 2:56)	7	6
Dolphins	2	3:33	J.Landry 5 yd. pass from J.Cutler (C.Parkey kick) (7-80, 2:45)	7	13
Patriots	2	0:02	S.Gostkowski 46 yd. Field Goal (8-47, 3:31)	10	13

	New England Patriots	Miami Dolphins
TOTAL FIRST DOWNS	7	12
First Downs Rushing-Passing-by Penalty	2 - 4 - 1	4 - 7 - 1
THIRD DOWN EFFICIENCY	0-4-0%	2-7-29%
TOTAL NET YARDS	120	217
Total Offensive Plays	24	35
NET YARDS RUSHING	28	47
NET YARDS PASSING	92	170
Gross Yards Passing	92	181
Times thrown-yards lost attempting to pass	0-0	1-11
Pass Attempts-Completions-Had Intercepted	16 - 11 - 1	20 - 15 - 0
Punts-Number and Average	2 - 43	2 - 42
Penalties-Number and Yards	3 - 18	3 - 40
Fumbles-Number and Lost	0 - 0	1 - 0
Red Zone Efficiency	1-1-100%	1-2-50%
Average Drive Start	NE 27	MIA 24

New England Patriots							Miami Dolphins										
RUSHING	ATT	YDS	AVG	LG	TD		RUSHING	ATT	YDS	AVG	LG	TD					
D.Lewis	4	21	5.3	11	0		K.Drake	11	40	3.6	26	0					
R.Burkhead	4	7	1.8	3	1		J.Cutler	2	5	2.5	6	0					
							M.Gray	1	2	2.0	2	0					
Total	8	28	3.5	11	1		Total	14	47	3.4	26	0					
PASSING	ATT	CMP	YDS	SK/YD	TD	LG	IN	RT	PASSING	ATT	CMP	YDS	SK/YD	TD	LG	IN	RT
T.Brady	16	11	92	0/0	0	23	1	57.3	J.Cutler	20	15	181	1/11	1	47	0	119.0
Total	16	11	92	0/0	0	23	1	57.3	Total	20	15	181	1/11	1	47	0	119.0
PASS RECEIVING	TAR	REC	YDS	AVG	LG	TD		PASS RECEIVING	TAR	REC	YDS	AVG	LG	TD			
R.Burkhead	5	5	45	9.0	23	0		K.Drake	4	4	80	20.0	47	0			
D.Lewis	3	3	31	10.3	20	0		J.Landry	4	4	30	7.5	10	1			
J.White	3	2	8	4.0	7	0		D.Parker	3	2	19	9.5	15	0			
D.Allen	1	1	8	8.0	8	0		J.Thomas	3	2	11	5.5	6	0			
B.Cooks	2	0	0	0.0	0	0		A.Fasano	1	1	17	17.0	17	0			
C.Hogan	1	0	0	0.0	0	0		J.Grant	1	1	17	17.0	17	0			
								K.Stills	2	1	7	7.0	7	0			
Total	15	11	92	8.4	23	0		Total	18	15	181	12.1	47	1			

New England Patriots	Regular Defensive Plays											Special Teams					Misc				
	TKL	AST	COMB	SK	/ YDS	TFL	Q	IN	PD	FF	FR	TKL	AST	FF	FR	BL	TKL	AST	FF	FR	
D.McCourty	4	0	4	1	11	1	1	0	0	0	0	0	0	0	0	0	0	0	0	0	0
L.Guy	3	1	4	0	0	1	0	0	0	0	0	0	0	0	0	0	0	0	0	0	0
M.Butler	3	0	3	0	0	0	0	0	0	0	0	0	0	0	0	0	0	0	0	0	0
P.Chung	3	0	3	0	0	0	0	0	1	0	0	0	0	0	0	0	0	0	0	0	0
Total	13	1	14	1	11	2	1	0	1	0	0	0	0	0	0	0	0	0	0	0	0

First Half Summary

Miami Dolphins	Regular Defensive Plays											Special Teams					Misc				
	TKL	AST	COMB	SK	/ YDS	TFL	QH	IN	PD	FF	FR	TKL	AST	FF	FR	BL	TKL	AST	FF	FR	
R.Jones	1	4	5	0	0	0	0	0	0	0	0	0	0	0	0	0	0	0	0	0	0
L.Timmons	3	1	4	0	0	0	0	0	0	0	0	0	0	0	0	0	0	0	0	0	0
K.Alonso	2	2	4	0	0	0	1	0	0	0	0	0	0	0	0	0	0	0	0	0	0
C.Allen	1	2	3	0	0	0	0	0	0	0	0	0	0	0	0	0	0	0	0	0	0
Total	7	9	16	0	0	0	1	0	0	0	0	0	0	0	0	0	0	0	0	0	0

First Quarter

12/11/2017

Play By Play

NE wins the coin toss and elects to defer. MIA elects to Receive, and NE elects to defend the east goal.

S.Gostkowski kicks 61 yards from NE 35 to MIA 4. S.Perry to MIA 19 for 15 yards (B.Bolden; M.Slater).

Miami Dolphins at 15:00, (1st play from scrimmage 14:54)

- 1-10-MIA 19 (14:54) (Shotgun) J.Cutler pass incomplete short middle to D.Parker.
- 2-10-MIA 19 (14:49) K.Drake right guard to MIA 45 for 26 yards (D.McCourty). R1
- 1-10-MIA 45 (14:15) (No Huddle, Shotgun) J.Cutler pass short left to J.Landry pushed ob at NE 46 for 9 yards (M.Butler).
- 2-1-NE 46 (13:37) (Shotgun) K.Drake left tackle to NE 45 for 1 yard (P.Chung). R2
- 1-10-NE 45 (13:03) (Shotgun) K.Drake left end to NE 48 for -3 yards (M.Flowers).
- 2-13-NE 48 (12:24) (Shotgun) J.Cutler pass short middle to K.Drake to NE 36 for 12 yards (E.Roberts).
- 3-1-NE 36 (11:45) K.Drake left tackle to NE 36 for no gain (L.Guy).
- 4-1-NE 36 (11:01) J.Cutler pass short right to D.Parker pushed ob at NE 21 for 15 yards (S.Gilmore). P3
- 1-10-NE 21 (10:22) (Shotgun) J.Cutler pass short left to J.Landry pushed ob at NE 11 for 10 yards (M.Butler). P4
- 1-10-NE 11 (9:57) (Shotgun) K.Drake left tackle to NE 12 for -1 yards (A.Branch).
- 2-11-NE 12 (9:17) (Shotgun) J.Cutler pass incomplete short right to K.Stills.
- 3-11-NE 12 (9:12) (Shotgun) J.Cutler pass incomplete short middle.
- 4-11-NE 12 **(9:05) (Field Goal formation) C.Parkey 30 yard field goal is GOOD, Center-J.Denney, Holder-M.Haack.**

NE 0 MIA 3, 13 plays, 69 yards, 5:59 drive, 5:59 elapsed

C.Parkey kicks 65 yards from MIA 35 to end zone, Touchback.

New England Patriots at 9:01

- 1-10-NE 25 (9:01) (Shotgun) R.Burkhead up the middle to NE 25 for no gain (N.Suh).
- 2-10-NE 25 (8:25) T.Brady pass incomplete short middle.
- 3-10-NE 25 (8:23) (Shotgun) T.Brady pass deep left intended for B.Cooks INTERCEPTED by X.Howard at MIA 40. X.Howard to MIA 40 for no gain (B.Cooks).

Miami Dolphins at 8:15

- 1-10-MIA 40 (8:15) (Shotgun) K.Drake right guard to MIA 44 for 4 yards (M.Flowers; M.Brown).
- 2-6-MIA 44 (7:44) (Shotgun) J.Cutler pass short left to J.Thomas to MIA 49 for 5 yards (P.Chung).
- 3-1-MIA 49 (7:04) M.Gray up the middle to NE 49 for 2 yards (T.Reilly). R5
- 1-10-NE 49 (6:25) (No Huddle, Shotgun) J.Cutler pass short left to J.Grant pushed ob at NE 32 for 17 yards (D.McCourty). P6
- 1-10-NE 32 (5:54) K.Drake left tackle to NE 26 for 6 yards (L.Guy; E.Roberts).
- 2-4-NE 26 (5:10) K.Drake right end to NE 30 for -4 yards (L.Guy).
- 3-8-NE 30 (4:31) (Shotgun) J.Cutler pass short right to D.Parker to NE 26 for 4 yards (J.Jones).
- 4-4-NE 26 **(3:53) (Field Goal formation) C.Parkey 44 yard field goal is GOOD, Center-J.Denney, Holder-M.Haack.**

NE 0 MIA 6, 8 plays, 34 yards, 4:26 drive, 11:11 elapsed

C.Parkey kicks 65 yards from MIA 35 to end zone, Touchback.

New England Patriots at 3:49

- 1-10-NE 25 (3:49) (Shotgun) T.Brady pass incomplete short right to J.White.
- 2-10-NE 25 (3:45) (Shotgun) R.Burkhead right tackle to NE 27 for 2 yards (L.Timmons).
- 3-8-NE 27 (3:04) (Shotgun) T.Brady pass incomplete short left to C.Hogan (A.Verner).
- 4-8-NE 27 (2:59) (Punt formation) R.Allen punts 44 yards to MIA 29, Center-J.Cardona, downed by NE-J.Bademosi.

Miami Dolphins at 2:47

- 1-10-MIA 29 (2:47) (Shotgun) *PENALTY on NE-M.Brown, Neutral Zone Infraction, 5 yards, enforced at MIA 29 - No Play.*
- 1-5-MIA 34 (2:47) (Shotgun) J.Cutler scrambles right end pushed ob at MIA 40 for 6 yards (E.Lee). R7
- 1-10-MIA 40 (2:12) (No Huddle) J.Cutler pass incomplete deep right to J.Thomas (P.Chung).
- 2-10-MIA 40 (2:09) (Shotgun) J.Cutler pass incomplete short right to D.Parker.
PENALTY on NE-S.Gilmore, Defensive Pass Interference, 8 yards, enforced at MIA 40 - No Play. X8
- 1-10-MIA 48 (2:05) K.Drake up the middle to NE 47 for 5 yards (J.Freeny; P.Chung).
PENALTY on MIA-M.Pouncey, Offensive Holding, 10 yards, enforced at MIA 48 - No Play.
- 1-20-MIA 38 (1:35) (Shotgun) J.Cutler pass short right to K.Stills to MIA 45 for 7 yards (M.Butler).
- 2-13-MIA 45 (:52) (Shotgun) K.Drake right tackle to MIA 46 for 1 yard (A.Branch).
- 3-12-MIA 46 (:15) (Shotgun) J.Cutler pass short left to J.Thomas to 50 for 4 yards. FUMBLES, and recovers at 50. J.Thomas to NE 48 for 2 yards (P.Chung, J.Richards).

New England Patriots vs Miami Dolphins at Hard Rock Stadium

END OF QUARTER

	Score	Time Poss	First Downs				Efficiencies	
			R	P	X	T	3 Down	4 Down
New England Patriots	0	1:48	0	0	0	0	0/2	0/0
Miami Dolphins	6	13:12	4	3	1	8	1/5	1/1

Second Quarter

12/11/2017

Play By Play

Miami Dolphins continued.

4-6-NE 48 (15:00) (Punt formation) M.Haack punts 39 yards to NE 9, Center-J.Denney, fair catch by D.Amendola.

New England Patriots at 14:53

1-10-NE 9 (14:53) D.Lewis up the middle to NE 20 for 11 yards (R.Jones; L.Timmons). R1
1-10-NE 20 (14:20) T.Brady pass short middle to D.Lewis to NE 27 for 7 yards (C.Allen).
 2-3-NE 27 (13:47) T.Brady pass short left to R.Burkhead to NE 35 for 8 yards (A.Verner). P2
1-10-NE 35 (13:15) D.Lewis up the middle to NE 37 for 2 yards (T.McDonald; C.Allen).
 2-8-NE 37 (12:45) T.Brady pass short left to D.Lewis to NE 41 for 4 yards (D.Godchaux).
 3-4-NE 41 (12:06) (Shotgun) T.Brady pass short middle to R.Burkhead to NE 44 for 3 yards (K.Alonso, R.Jones).
 4-1-NE 44 (11:21) (Punt formation) R.Allen punts 42 yards to MIA 14, Center-J.Cardona, downed by NE-J.Bademosi.

Miami Dolphins at 11:11

1-10-MIA 14 (11:11) K.Drake right end to MIA 17 for 3 yards (L.Guy).
 2-7-MIA 17 (10:33) (Shotgun) J.Cutler sacked at MIA 6 for -11 yards (D.McCourty).
 3-18-MIA 6 (9:56) (Shotgun) J.Cutler pass short left to K.Drake pushed ob at MIA 19 for 13 yards (S.Gilmore).
 4-5-MIA 19 (9:25) (Punt formation) M.Haack punts 45 yards to NE 36, Center-J.Denney. B.Reedy to NE 49 for 13 yards (J.Lucas; J.Denney).

New England Patriots at 9:14

1-10-NE 49 (9:14) T.Brady pass short right to D.Allen to MIA 43 for 8 yards (B.McCain; C.Allen).
 2-2-MIA 43 (8:48) *PENALTY on NE-C.Fleming, False Start, 5 yards, enforced at MIA 43 - No Play.*
 2-7-MIA 48 (8:23) (Shotgun) T.Brady pass short right to D.Lewis to MIA 28 for 20 yards (R.Jones) [K.Alonso]. P3
1-10-MIA 28 (7:43) (Shotgun) R.Burkhead up the middle to MIA 26 for 2 yards (N.Suh; A.Verner).
 2-8-MIA 26 (7:13) (Shotgun) T.Brady pass short right to R.Burkhead to MIA 23 for 3 yards (L.Timmons).
 3-5-MIA 23 (6:29) (Shotgun) T.Brady pass incomplete deep left to B.Cooks.
PENALTY on MIA-X.Howard, Defensive Pass Interference, 20 yards, enforced at MIA 23 - No Play. X4
1-3-MIA 3 (6:24) **L.Waddle reported in as eligible. R.Burkhead left tackle for 3 yards, TOUCHDOWN.** R5
 S.Gostkowski extra point is GOOD, Center-J.Cardona, Holder-R.Allen.

NE 7 MIA 6, 5 plays, 51 yards, 1 penalty, 2:56 drive, 8:42 elapsed

S.Gostkowski kicks 63 yards from NE 35 to MIA 2. S.Perry to MIA 20 for 18 yards (N.Grigsby).

Miami Dolphins at 6:18, (1st play from scrimmage 6:13)

1-10-MIA 20 (6:13) (Shotgun) J.Cutler pass short right to A.Fasano to MIA 37 for 17 yards (E.Roberts). P9
1-10-MIA 37 (5:30) (Shotgun) J.Cutler pass deep right to K.Drake ran ob at NE 16 for 47 yards. P10
1-10-NE 16 (5:12) (Shotgun) J.Cutler pass short left to J.Landry for 16 yards, TOUCHDOWN NULLIFIED by Penalty.
PENALTY on MIA-L.Tunsil, Offensive Holding, 10 yards, enforced at NE 10.
 1-14-NE 20 (5:07) K.Drake left tackle to NE 13 for 7 yards (M.Flowers).
 Timeout #1 by MIA at 04:25.
 2-7-NE 13 (4:25) (Shotgun) J.Cutler pass incomplete short right.
 3-7-NE 13 (4:21) (Shotgun) J.Cutler pass short left to K.Drake to NE 5 for 8 yards (D.McCourty). P11
1-5-NE 5 (3:39) **J.Cutler pass short right to J.Landry for 5 yards, TOUCHDOWN.** P12
 C.Parkey extra point is GOOD, Center-J.Denney, Holder-M.Haack.

NE 7 MIA 13, 7 plays, 80 yards, 2:45 drive, 11:27 elapsed

C.Parkey kicks 65 yards from MIA 35 to end zone, Touchback.

New England Patriots at 3:33

1-10-NE 25 (3:33) D.Lewis left tackle to NE 30 for 5 yards (L.Timmons).
 2-5-NE 30 (2:57) (Shotgun) T.Brady pass short left to R.Burkhead to MIA 47 for 23 yards (B.McCain; R.Jones). P6
1-10-MIA 47 (2:21) D.Lewis up the middle to MIA 44 for 3 yards (D.Godchaux; R.Jones).

Two-Minute Warning

2-7-MIA 44 (2:00) (Shotgun) T.Brady pass short right to R.Burkhead to MIA 36 for 8 yards (K.Alonso). P7
1-10-MIA 36 (1:20) (Shotgun) T.Brady pass incomplete short left to B.Cooks [D.Godchaux].
 2-10-MIA 36 (1:16) (Shotgun) T.Brady pass short middle to J.White to MIA 29 for 7 yards (B.McCain, K.Alonso).
 3-3-MIA 29 (:46) (No Huddle, Shotgun) T.Brady pass short middle to J.White to MIA 28 for 1 yard (K.Alonso; T.McDonald).
 Timeout #1 by NE at 00:06.

New England Patriots vs Miami Dolphins at Hard Rock Stadium

4-2-MIA 28 (:06) (Field Goal formation) S.Gostkowski 46 yard field goal is GOOD, Center-J.Cardona, Holder-R.Allen.

NE 10 MIA 13, 8 plays, 47 yards, 3:31 drive, 14:58 elapsed

S.Gostkowski kicks 65 yards from NE 35 to end zone, Touchback.

Miami Dolphins at 0:02

1-10-MIA 25 (:02) J.Cutler kneels to MIA 24 for -1 yards.

END OF QUARTER

		Time Poss	First Downs				Efficiencies	
	Score		R	P	X	T	3 Down	4 Down
New England Patriots	10	10:09	2	4	1	7	0/2	0/0
Miami Dolphins	13	4:51	0	4	0	4	1/2	0/0

Third Quarter

12/11/2017

Play By Play

NE elects to Receive, and MIA elects to defend the goal.

C.Parkey kicks 64 yards from MIA 35 to NE 1. D.Lewis to NE 20 for 19 yards (N.Hewitt).

New England Patriots at 15:00, (1st play from scrimmage 14:55)

- 1-10-NE 20 (14:55) T.Brady pass short left to J.Develin to NE 22 for 2 yards (K.Alonso).
- 2-8-NE 22 (14:19) (Shotgun) T.Brady sacked at NE 14 for -8 yards (J.Phillips).
- 3-16-NE 14 (13:40) (Shotgun) T.Brady pass deep left intended for B.Cooks INTERCEPTED by X.Howard at MIA 25. X.Howard to NE 46 for 29 yards (D.Amendola).

Miami Dolphins at 13:24

- 1-10-NE 46 (13:24) (Shotgun) J.Cutler pass short right to J.Landry to NE 40 for 6 yards (J.Jones).
- 2-4-NE 40 (12:43) (Shotgun) J.Cutler pass incomplete deep left to J.Thomas.
- 3-4-NE 40 (12:37) (Shotgun) J.Cutler pass short right to K.Stills to NE 29 for 11 yards (D.Harmon). P13
- 1-10-NE 29 (11:53) (Shotgun) K.Drake left end to NE 25 for 4 yards (D.McCourty).
- 2-6-NE 25 (11:09) (Shotgun) J.Cutler pass deep left to J.Grant for 25 yards, TOUCHDOWN. P14

C.Parkey extra point is GOOD, Center-J.Denney, Holder-M.Haack.

NE 10 MIA 20, 5 plays, 46 yards, 2:21 drive, 3:57 elapsed

C.Parkey kicks 60 yards from MIA 35 to NE 5. D.Lewis to NE 20 for 15 yards (M.Hull; M.Thomas).

New England Patriots at 11:03, (1st play from scrimmage 10:58)

- 1-10-NE 20 (10:58) D.Lewis up the middle to NE 16 for -4 yards (T.McDonald).
- 2-14-NE 16 (10:18) (Shotgun) T.Brady pass short middle to D.Amendola to NE 24 for 8 yards (R.Jones).
- 3-6-NE 24 (9:35) (Shotgun) PENALTY on MIA-C.Wake, Neutral Zone Infraction, 5 yards, enforced at NE 24 - No Play.
- 3-1-NE 29 (9:17) (Shotgun) T.Brady pass incomplete short left to B.Cooks (X.Howard).
- 4-1-NE 29 (9:12) (Punt formation) R.Allen punts 53 yards to MIA 18, Center-J.Cardona, fair catch by J.Grant.

Miami Dolphins at 9:04

- 1-10-MIA 18 (9:04) (Shotgun) K.Drake right tackle to MIA 19 for 1 yard (M.Flowers).
Timeout #1 by MIA at 08:20.
- 2-9-MIA 19 (8:20) (Shotgun) K.Drake up the middle to MIA 27 for 8 yards (E.Roberts, A.Butler). MIA-K.Drake was injured during the play. His return is Questionable.
- 3-1-MIA 27 (7:50) (Shotgun) J.Cutler pass incomplete deep left to J.Landry.
PENALTY on NE-J.Jones, Defensive Pass Interference, 21 yards, enforced at MIA 27 - No Play. X15
- 1-10-MIA 48 (7:44) K.Drake right tackle to NE 49 for 3 yards (E.Lee).
- 2-7-NE 49 (7:02) K.Drake left tackle to NE 46 for 3 yards (E.Roberts).
- 3-4-NE 46 (6:17) (Shotgun) J.Cutler pass short right to D.Parker pushed ob at NE 35 for 11 yards (S.Gilmore). P16
- 1-10-NE 35 (5:38) K.Drake right end to NE 4 for 31 yards (D.McCourty). R17
- 1-4-NE 4 (4:55) (Shotgun) J.Cutler pass incomplete short left.
- 2-4-NE 4 (4:48) (Shotgun) J.Cutler pass short middle to J.Landry for 4 yards, TOUCHDOWN. P18

C.Parkey extra point is GOOD, Center-J.Denney, Holder-M.Haack.

NE 10 MIA 27, 8 plays, 82 yards, 1 penalty, 4:21 drive, 10:17 elapsed

C.Parkey kicks 65 yards from MIA 35 to NE 0. D.Lewis to NE 15 for 15 yards (S.Perry).

New England Patriots at 4:43, (1st play from scrimmage 4:39)

- 1-10-NE 15 (4:39) (Shotgun) T.Brady pass incomplete short left to D.Allen.
- 2-10-NE 15 (4:34) (Shotgun) T.Brady pass incomplete short middle to D.Amendola (N.Suh).
- 3-10-NE 15 (4:30) (Shotgun) T.Brady pass incomplete deep right to C.Hogan.
PENALTY on MIA-A.Verner, Defensive Pass Interference, 17 yards, enforced at NE 15 - No Play. X8
- 1-10-NE 32 (4:25) T.Brady pass incomplete short middle [N.Suh].
- 2-10-NE 32 (4:20) R.Burkhead up the middle to NE 33 for 1 yard (D.Godchaux; T.McDonald).
- 3-9-NE 33 (3:40) (Shotgun) T.Brady pass incomplete deep right to C.Hogan.
- 4-9-NE 33 (3:34) (Punt formation) R.Allen punts 52 yards to MIA 15, Center-J.Cardona, fair catch by J.Landry.

Miami Dolphins at 3:27

- 1-10-MIA 15 (3:27) J.Cutler pass short left to M.Gray to MIA 25 for 10 yards (P.Chung). P19
- 1-10-MIA 25 (2:46) K.Drake up the middle to MIA 31 for 6 yards (E.Rowe).
- 2-4-MIA 31 (2:07) K.Drake right tackle to MIA 30 for -1 yards (L.Guy).
- 3-5-MIA 30 (1:25) (Shotgun) J.Cutler sacked at MIA 20 for -10 yards (A.Butler).

New England Patriots vs Miami Dolphins at Hard Rock Stadium

4-15-MIA 20 (:46) (Punt formation) M.Haack punts 56 yards to NE 24, Center-J.Denney. B.Reedy to NE 32 for 8 yards (C.Allen).
PENALTY on MIA-J.Lucas, Unsportsmanlike Conduct, 15 yards, enforced at NE 32.

New England Patriots at 0:34

1-10-NE 47 (:34) (Shotgun) T.Brady pass short left to D.Amendola to MIA 47 for 6 yards (T.McDonald).
 2-4-MIA 47 (:02) (Shotgun) T.Brady pass deep left to D.Amendola to MIA 21 for 26 yards (T.McDonald).

P9

END OF QUARTER

	Score	Time Poss	First Downs				Efficiencies	
			R	P	X	T	3 Down	4 Down
New England Patriots	10	5:25	0	1	1	2	0/3	0/0
Miami Dolphins	27	9:35	1	5	1	7	2/3	0/0

Fourth Quarter

12/11/2017

Play By Play

New England Patriots continued.

- 1-10-MIA 21 (15:00) (Shotgun) T.Brady pass short right to C.Hogan to MIA 20 for 1 yard (A.Verner).
- 2-9-MIA 20 (14:18) (Shotgun) T.Brady pass short middle to D.Lewis to MIA 7 for 13 yards (K.Alonso) P10
- 1-7-MIA 7 (13:36) (Shotgun) T.Brady pass short right to D.Amendola pushed ob at MIA 3 for 4 yards (T.McDonald).
- 2-3-MIA 3 (13:09) **T.Brady pass short right to J.White for 3 yards, TOUCHDOWN.** P11
S.Gostkowski extra point is GOOD, Center-J.Cardona, Holder-R.Allen.

NE 17 MIA 27, 6 plays, 53 yards, 2:29 drive, 1:55 elapsed

S.Gostkowski kicks 61 yards from NE 35 to MIA 4. J.Grant to MIA 18 for 14 yards (J.Bademosi).

Miami Dolphins at 13:05, (1st play from scrimmage 12:57)

- 1-10-MIA 18 (12:57) J.Cutler pass short middle to K.Drake to MIA 17 for -1 yards (E.Roberts).
- 2-11-MIA 17 (12:12) (Shotgun) J.Cutler pass incomplete short middle to K.Drake (L.Guy).
Timeout #2 by MIA at 12:08.
- 3-11-MIA 17 (12:08) (Shotgun) *PENALTY on NE-D.Wise, Neutral Zone Infraction, 5 yards, enforced at MIA 17 - No Play.*
- 3-6-MIA 22 (12:08) (Shotgun) J.Cutler pass incomplete short right to J.Grant.
- 4-6-MIA 22 (12:00) (Punt formation) M.Haack punts 53 yards to NE 25, Center-J.Denney. B.Reedy ran ob at NE 48 for 23 yards.
PENALTY on NE-P.Chung, Offensive Holding, 10 yards, enforced at NE 25.
Penalty on NE-N.Grigsby, Offensive Holding, declined.

New England Patriots at 11:49

- 1-10-NE 15 (11:49) (Shotgun) T.Brady pass short left to D.Allen to NE 17 for 2 yards (L.Timmons).
- 2-8-NE 17 (11:08) (Shotgun) T.Brady pass incomplete short right to D.Amendola.
- 3-8-NE 17 (11:05) (Shotgun) T.Brady sacked at NE 15 for -2 yards (N.Suh).
- 4-10-NE 15 (10:34) (Punt formation) R.Allen punts 47 yards to MIA 38, Center-J.Cardona. J.Grant pushed ob at MIA 38 for no gain (J.Bademosi).
PENALTY on MIA-T.McTyer, Illegal Block Above the Waist, 10 yards, enforced at MIA 38.

Miami Dolphins at 10:26

- 1-10-MIA 28 (10:26) K.Drake left tackle to MIA 37 for 9 yards (M.Flowers).
- 2-1-MIA 37 (9:46) (Shotgun) K.Drake up the middle to MIA 41 for 4 yards (P.Chung) R20
- 1-10-MIA 41 (8:58) K.Drake right end to MIA 45 for 4 yards (J.Freeny).
- 2-6-MIA 45 (8:14) (Shotgun) J.Cutler pass incomplete deep right to J.Grant.
- 3-6-MIA 45 (8:07) (Shotgun) J.Cutler pass incomplete short right.
- 4-6-MIA 45 (8:01) (Punt formation) M.Haack punts 41 yards to NE 14, Center-J.Denney. D.Amendola to NE 19 for 5 yards (M.Hull).

New England Patriots at 7:51

- 1-10-NE 19 (7:51) (Shotgun) T.Brady pass short left to D.Lewis to NE 25 for 6 yards (B.McCain; C.Harris). MIA-J.Phillips was injured during the play. His return is Questionable.
- 2-4-NE 25 (7:24) (Shotgun) T.Brady pass incomplete short right to D.Allen.
- 3-4-NE 25 (7:17) (Shotgun) T.Brady pass incomplete short left to B.Cooks.
- 4-4-NE 25 (7:15) (Punt formation) R.Allen punts 46 yards to MIA 29, Center-J.Cardona. J.Landry to MIA 38 for 9 yards (J.Richards; J.Hollister).

Miami Dolphins at 7:05

- 1-10-MIA 38 (7:05) K.Drake up the middle to MIA 41 for 3 yards (P.Chung; E.Roberts).
- 2-7-MIA 41 (6:21) J.Cutler pass short right to J.Landry to MIA 40 for -1 yards (E.Rowe).
- 3-8-MIA 40 (5:36) (Shotgun) J.Cutler pass incomplete short left to D.Parker.
- 4-8-MIA 40 (5:29) (Punt formation) M.Haack punts 38 yards to NE 22, Center-J.Denney, downed by MIA-W.Aikens.

New England Patriots at 5:17

- 1-10-NE 22 (5:17) (Shotgun) T.Brady pass incomplete short middle to D.Amendola (T.McDonald).
PENALTY on NE-J.Thuney, Offensive Holding, 10 yards, enforced at NE 22 - No Play.
- 1-20-NE 12 (5:11) (Shotgun) T.Brady pass incomplete deep left to B.Cooks.
- 2-20-NE 12 (5:06) (Shotgun) T.Brady pass incomplete deep middle to C.Hogan (R.Jones).
- 3-20-NE 12 (4:58) (Shotgun) T.Brady pass short middle to D.Amendola to NE 21 for 9 yards (R.Jones).
- 4-11-NE 21 (4:28) (Punt formation) R.Allen punts 50 yards to MIA 29, Center-J.Cardona, fair catch by J.Grant.

Miami Dolphins at 4:23

- 1-10-MIA 29 (4:23) K.Drake up the middle to MIA 30 for 1 yard (P.Chung).
Timeout #3 by MIA at 03:38.
- 2-9-MIA 30 (3:38) (Shotgun) J.Cutler pass short right to D.Parker to MIA 40 for 10 yards (D.McCourty) P21

New England Patriots vs Miami Dolphins at Hard Rock Stadium

- 1-10-MIA 40 (2:53) K.Drake left tackle to MIA 38 for -2 yards (T.Reilly).
Timeout #1 by NE at 02:47.
- 2-12-MIA 38 (2:47) J.Cutler pass short right to J.Landry to MIA 45 for 7 yards (J.Freeny).
Timeout #2 by NE at 02:39.
- 3-5-MIA 45 (2:39) (Shotgun) J.Cutler pass incomplete deep right to K.Stills.
- 4-5-MIA 45 (2:33) (Punt formation) M.Haack punts 43 yards to NE 12, Center-J.Denney. D.Amendola to NE 23 for 11 yards (S.Perry; T.Fede).

New England Patriots at 2:24

- 1-10-NE 23 (2:24) (Shotgun) T.Brady pass deep left to B.Cooks to MIA 39 for 38 yards (T.McDonald). P12

Two-Minute Warning

- 1-10-MIA 39 (2:00) (Shotgun) T.Brady pass incomplete short right to D.Allen.
PENALTY on MIA-D.Godchaux, Roughing the Passer, 15 yards, enforced at MIA 39 - No Play. X13
Penalty on MIA-C.Wake, Defensive Holding, declined.

- 1-10-MIA 24 (1:55) (Shotgun) T.Brady pass deep right to D.Amendola to MIA 1 for 23 yards (K.Alonso). P14
The Replay Official reviewed the short of the line to gain ruling, and the play was Upheld. The ruling on the field was confirmed.

- 1-1-MIA 1 (1:24) T.Brady pass incomplete short right [L.Timmons].
PENALTY on NE-J.White, Illegal Motion, 4 yards, enforced at MIA 1 - No Play.

- 1-5-MIA 5 (1:19) (Shotgun) T.Brady pass incomplete short right to C.Hogan (A.Verner).

- 2-5-MIA 5 (1:12) (Shotgun) T.Brady pass incomplete short right to D.Amendola.
PENALTY on NE-N.Solder, Offensive Holding, 10 yards, enforced at MIA 5 - No Play.

- 2-15-MIA 15 (1:09) (Shotgun) T.Brady pass incomplete short right to D.Allen [C.Wake].

- 3-15-MIA 15 (1:02) (Shotgun) T.Brady pass incomplete short left to D.Amendola.

- 4-15-MIA 15 (:57) (Field Goal formation) S.Gostkowski 33 yard field goal is GOOD, Center-J.Cardona, Holder-R.Allen.

NE 20 MIA 27, 6 plays, 62 yards, 1 penalty, 1:31 drive, 14:07 elapsed
--

(Onside Kick formation) S.Gostkowski kicks onside 9 yards from NE 35 to NE 44. M.Thomas (didn't try to advance) to NE 44 for no gain (J.Richards). NE-P.Chung was injured during the play. His return is Questionable.

Miami Dolphins at 0:53, (1st play from scrimmage 0:52)

- 1-10-NE 44 (:52) J.Cutler kneels to NE 45 for -1 yards.
Timeout #3 by NE at 00:51.

- 2-11-NE 45 (:51) J.Cutler kneels to NE 45 for no gain.

END OF QUARTER

	Score	Time Poss	First Downs				Efficiencies	
			R	P	X	T	3 Down	4 Down
New England Patriots	20	6:29	0	4	1	5	0/4	0/0
Miami Dolphins	27	8:31	1	1	0	2	0/4	0/0

Miscellaneous Statistics Report

New England Patriots vs Miami Dolphins
12/11/2017 at Hard Rock Stadium

Ten Longest Plays for New England Patriots

Yards	Qtr	Play Start	Play Description
38	4	1-10-NE 23	(2:24) (Shotgun) T.Brady pass deep left to B.Cooks to MIA 39 for 38 yards (T.McDonald).
26	3	2-4-MIA 47	(:02) (Shotgun) T.Brady pass deep left to D.Amendola to MIA 21 for 26 yards (T.McDonald).
23	2	2-5-NE 30	(2:57) (Shotgun) T.Brady pass short left to R.Burkhead to MIA 47 for 23 yards (B.McCain; R.Jones).
23	4	1-10-MIA 24	(1:55) (Shotgun) T.Brady pass deep right to D.Amendola to MIA 1 for 23 yards (K.Alonso). The Replay Official reviewed the short of the line to gain ruling, and the play was Upheld. The ruling on the field was confirmed.
20	2	2-7-MIA 48	(8:23) (Shotgun) T.Brady pass short right to D.Lewis to MIA 28 for 20 yards (R.Jones) [K.Alonso].
13	4	2-9-MIA 20	(14:18) (Shotgun) T.Brady pass short middle to D.Lewis to MIA 7 for 13 yards (K.Alonso).
11	2	1-10-NE 9	(14:53) D.Lewis up the middle to NE 20 for 11 yards (R.Jones; L.Timmons).
9	4	3-20-NE 12	(4:58) (Shotgun) T.Brady pass short middle to D.Amendola to NE 21 for 9 yards (R.Jones).
8	2	2-3-NE 27	(13:47) T.Brady pass short left to R.Burkhead to NE 35 for 8 yards (A.Verner).
8	2	1-10-NE 49	(9:14) T.Brady pass short right to D.Allen to MIA 43 for 8 yards (B.McCain; C.Allen).

Ten Longest Plays for Miami Dolphins

Yards	Qtr	Play Start	Play Description
47	2	1-10-MIA 37	(5:30) (Shotgun) J.Cutler pass deep right to K.Drake ran ob at NE 16 for 47 yards.
31	3	1-10-NE 35	(5:38) K.Drake right end to NE 4 for 31 yards (D.McCourty).
26	1	2-10-MIA 19	(14:49) K.Drake right guard to MIA 45 for 26 yards (D.McCourty).
25	3	2-6-NE 25	(11:09) (Shotgun) J.Cutler pass deep left to J.Grant for 25 yards, TOUCHDOWN.
17	1	1-10-NE 49	(6:25) (No Huddle, Shotgun) J.Cutler pass short left to J.Grant pushed ob at NE 32 for 17 yards (D.McCourty).
17	2	1-10-MIA 20	(6:13) (Shotgun) J.Cutler pass short right to A.Fasano to MIA 37 for 17 yards (E.Roberts).
15	1	4-1-NE 36	(11:01) J.Cutler pass short right to D.Parker pushed ob at NE 21 for 15 yards (S.Gilmore).
13	2	3-18-MIA 6	(9:56) (Shotgun) J.Cutler pass short left to K.Drake pushed ob at MIA 19 for 13 yards (S.Gilmore).
12	1	2-13-NE 48	(12:24) (Shotgun) J.Cutler pass short middle to K.Drake to NE 36 for 12 yards (E.Roberts).
11	3	3-4-NE 40	(12:37) (Shotgun) J.Cutler pass short right to K.Stills to NE 29 for 11 yards (D.Harmon).

Touchdown Scoring Information

		Offense	Defense	Special Teams
VISITOR	New England Patriots	2	0	0
HOME	Miami Dolphins	3	0	0

Player Scoring Information

Club	Player	TD	Rush TD	Rec TD	KO TD	Punt TD	Int TD	Fum TD	Misc TD	FG	XP	2Pt Rush	2Pt Rec	Sfty	Points
NE	S.Gostkowski	0	0	0	0	0	0	0	0	2	2	0	0	0	8
NE	R.Burkhead	0	1	0	0	0	0	0	0	0	0	0	0	0	6
NE	J.White	0	0	1	0	0	0	0	0	0	0	0	0	0	6
MIA	J.Landry	0	0	2	0	0	0	0	0	0	0	0	0	0	12
MIA	C.Parkey	0	0	0	0	0	0	0	0	2	3	0	0	0	9
MIA	J.Grant	0	0	1	0	0	0	0	0	0	0	0	0	0	6

Possession Detail

	First Half		Second Half		Game	
	Visitor	Home	Visitor	Home	Visitor	Home
Largest Lead	1	6	0	17	1	17
Drives Leading	0	4	0	8	0	12
Time of Possession Leading	0:00	9:19	0:00	18:06	0:00	27:25
Largest Deficit	-6	-1	-17	0	-17	-1
Drives Trailing	5	1	8	0	13	1
Time of Possession Trailing	11:57	2:45	11:54	0:00	23:51	2:45
Times Score Tied Up		0		0		0
Lead Changes		3		0		3



NFL STANDINGS

AMERICAN FOOTBALL CONFERENCE											
EAST DIVISION											
TEAM	W	L	T	PCT	PF	PA	HOME	AWAY	CONF	DIV	STREAK
New England Patriots	10	3	0	.769	368	250	4-2-0	6-1-0	7-2-0	3-1-0	Lost 1
Buffalo Bills	7	6	0	.538	240	290	5-2-0	2-4-0	5-4-0	1-2-0	Won 1
MIAMI DOLPHINS	6	7	0	.462	236	318	4-3-0	2-4-0	5-4-0	2-2-0	WON 2
New York Jets	5	8	0	.385	266	311	4-3-0	1-5-0	5-5-0	2-3-0	Lost 1
NORTH DIVISION											
TEAM	W	L	T	PCT	PF	PA	HOME	AWAY	CONF	DIV	STREAK
y-Pittsburgh Steelers	11	2	0	.846	320	251	5-1-0	6-1-0	8-1-0	5-0-0	Won 8
Baltimore Ravens	7	6	0	.538	318	246	4-2-0	3-4-0	5-4-0	2-2-0	Lost 1
Cincinnati Bengals	5	8	0	.385	226	271	3-4-0	2-4-0	5-6-0	2-3-0	Lost 2
Cleveland Browns	0	13	0	.000	197	335	0-7-0	0-6-0	0-10-0	0-4-0	Lost 13
SOUTH DIVISION											
TEAM	W	L	T	PCT	PF	PA	HOME	AWAY	CONF	DIV	STREAK
Jacksonville Jaguars	9	4	0	.692	329	202	5-2-0	4-2-0	8-2-0	3-1-0	Won 2
Tennessee Titans	8	5	0	.615	273	294	5-1-0	3-4-0	7-4-0	4-1-0	Lost 1
Houston Texans	4	9	0	.308	312	335	3-4-0	1-5-0	3-6-0	1-3-0	Lost 3
Indianapolis Colts	3	10	0	.231	212	343	2-4-0	1-6-0	2-7-0	1-4-0	Lost 4
WEST DIVISION											
TEAM	W	L	T	PCT	PF	PA	HOME	AWAY	CONF	DIV	STREAK
Kansas City Chiefs	7	6	0	.538	329	289	4-2-0	3-4-0	5-4-0	3-1-0	Won 1
Los Angeles Chargers	7	6	0	.538	298	225	4-3-0	3-3-0	4-5-0	2-2-0	Won 4
Oakland Raiders	6	7	0	.462	264	304	4-3-0	2-4-0	5-6-0	2-3-0	Lost 1
Denver Broncos	4	9	0	.308	229	315	4-3-0	0-6-0	3-7-0	2-3-0	Won 1
NATIONAL FOOTBALL CONFERENCE											
EAST DIVISION											
TEAM	W	L	T	PCT	PF	PA	HOME	AWAY	CONF	DIV	STREAK
y-Philadelphia Eagles	11	2	0	.846	404	250	6-0-0	5-2-0	9-1-0	4-0-0	Won 1
Dallas Cowboys	7	6	0	.538	316	294	3-4-0	4-2-0	6-4-0	4-1-0	Won 2
Washington Redskins	5	8	0	.385	285	344	3-3-0	2-5-0	4-6-0	1-4-0	Lost 2
New York Giants	2	11	0	.154	199	321	1-5-0	1-6-0	0-9-0	0-4-0	Lost 3
NORTH DIVISION											
TEAM	W	L	T	PCT	PF	PA	HOME	AWAY	CONF	DIV	STREAK
Minnesota Vikings	10	3	0	.769	309	235	5-1-0	5-2-0	8-2-0	3-1-0	Lost 1
Detroit Lions	7	6	0	.538	338	329	2-4-0	5-2-0	6-4-0	3-1-0	Won 1
Green Bay Packers	7	6	0	.538	285	302	4-3-0	3-3-0	5-4-0	2-2-0	Won 2
Chicago Bears	4	9	0	.308	224	274	2-5-0	2-4-0	1-9-0	0-4-0	Won 1
SOUTH DIVISION											
TEAM	W	L	T	PCT	PF	PA	HOME	AWAY	CONF	DIV	STREAK
New Orleans Saints	9	4	0	.692	370	263	5-1-0	4-3-0	7-3-0	3-1-0	Lost 1
Carolina Panthers	9	4	0	.692	300	262	4-2-0	5-2-0	5-4-0	2-2-0	Won 1
Atlanta Falcons	8	5	0	.615	294	261	4-3-0	4-2-0	7-2-0	2-1-0	Won 1
Tampa Bay Buccaneers	4	9	0	.308	264	312	3-3-0	1-6-0	2-7-0	0-3-0	Lost 3
WEST DIVISION											
TEAM	W	L	T	PCT	PF	PA	HOME	AWAY	CONF	DIV	STREAK
Los Angeles Rams	9	4	0	.692	396	265	4-3-0	5-1-0	6-4-0	3-1-0	Lost 1
Seattle Seahawks	8	5	0	.615	314	252	4-2-0	4-3-0	6-3-0	4-0-0	Lost 1
Arizona Cardinals	6	7	0	.462	231	317	4-3-0	2-4-0	3-6-0	2-3-0	Won 1
San Francisco 49ers	3	10	0	.231	228	314	1-5-0	2-5-0	2-9-0	0-5-0	Won 2

x - Clinched Playoffs; y - Clinched Division; z - Clinched Conference