



INDIANAPOLIS COLTS WEEKLY PRESS RELEASE

Indiana Farm Bureau Football Center
P.O. Box 535000
Indianapolis, IN 46253
www.colts.com

REGULAR SEASON WEEK 15

INDIANAPOLIS COLTS (3-10) VS. DENVER BRONCOS (4-9)
8:25 P.M. ET | THURSDAY, DEC. 14, 2017 | LUCAS OIL STADIUM



COLTS HOST BRONCOS ON THURSDAY NIGHT FOOTBALL



Colts Tight End
Jack Doyle

The Indianapolis Colts will host the Denver Broncos on *Thursday Night Football* in Week 15. The game time is set for 8:25 p.m. ET on Thursday, Dec. 14, at Lucas Oil Stadium.

The contest will mark the 24th all-time regular season meeting between the teams, with the Broncos leading the series, 13-10. Denver hosted Indianapolis in their last matchup on Sept. 18, 2016, and defeated the Colts, 34-20.

Last week, the Colts traveled to Buffalo to face the Bills and were defeated in overtime, 13-7.

Weather proved to be a major factor in the game as the teams combined for 97 rushing attempts and 390 rushing yards in snowy blizzard conditions.

Both teams were held scoreless in the first quarter. Buffalo scored the first points of the game in the second quarter and entered halftime with a 7-0 lead.

In the final minutes of the fourth quarter, quarterback **Jacoby Brissett** led the Colts' offense on a 19-play, 77-yard drive that resulted in a three-yard touchdown pass to tight end **Jack Doyle**. Indianapolis converted a two-point conversion try, but the play was called back due to penalty. Kicker **Adam Vinatieri** would connect on the PAT to tie the game up at 7-7.

In overtime, the Bills scored on a 21-yard touchdown run to earn the win.

Running back **Frank Gore** carried the ball for a single-game career-high 36 times while totaling 130 yards on the ground.

MEDIA SCHEDULE: DEC. 11-13

Monday, December 11

3:30 p.m. – Practice (Limited Availability)
5:00 p.m. – Chuck Pagano Available
5:10 p.m. – Player Interviews

Tuesday, December 12

12:00 p.m. – Chuck Pagano Available
12:10 p.m. – Player Interviews
1:15 p.m. – Practice (Limited Availability)
3:30 p.m. – Denver Broncos Head Coach Vance Joseph Conference Call

Wednesday, December 13

No Availability

2017 AFC SOUTH STANDINGS

Team	W	L	T	Pct.	Pts.	Opp.
Jacksonville	9	4	0	.692	329	202
Tennessee	8	5	0	.615	273	294
Houston	4	9	0	.308	312	335
Indianapolis	3	10	0	.231	212	343

BROADCAST INFORMATION

TV coverage: NBC/NFL Network
Play-by-Play: Mike Tirico
Color Analyst: Cris Collinsworth
Sideline: Heather Cox



Radio coverage: WFNI & WLHK
Play-by-Play: Bob Lamey
Color Analyst: Jim Sorgi
Sideline: Matt Taylor



Radio coverage: Westwood One
Play-by-Play: Kenny Albert
Color Analyst: Tony Boselli



TV coverage: Amazon Prime Video



British English
Play-by-Play: Ross Dyer
Color Analyst: Tommy Smyth

Spanish
Play-By-Play: Armando Quintero
Analyst: Oscar Benitez

Portuguese
Play-By-Play: Flavio Pereira
Analyst: Nilton Batata

INDIANAPOLIS COLTS 2017 SCHEDULE

PRESEASON (2-2)

Day	Date	Opponent	TV	Time/Result
Sun.	Aug. 13	DETROIT	FOX59	L, 24-10
Sat.	Aug. 19	at Dallas	FOX59	L, 24-19
Sat.	Aug. 26	at Pittsburgh	FOX59	W, 19-15
Thurs.	Aug. 31	CINCINNATI	FOX59	W, 7-6

REGULAR SEASON (3-10)

Day	Date	Opponent	TV	Time/Result
Sun.	Sept. 10	at Los Angeles Rams	CBS	L, 46-9
Sun.	Sept. 17	ARIZONA	FOX	L, 16-13 (OT)
Sun.	Sept. 24	CLEVELAND	CBS	W, 31-28
Sun.	Oct. 1	at Seattle	NBC	L, 46-18
Sun.	Oct. 8	SAN FRANCISCO	FOX	W, 26-23 (OT)
Mon.	Oct. 16	at Tennessee	ESPN	L, 36-22
Sun.	Oct. 22	JACKSONVILLE	CBS	L, 27-0
Sun.	Oct. 29	at Cincinnati	CBS	L, 24-23
Sun.	Nov. 5	at Houston	CBS	W, 20-14
Sun.	Nov. 12	PITTSBURGH	CBS	L, 20-17
Sun.	Nov. 19	BYE WEEK		
Sun.	Nov. 26	TENNESSEE	CBS	L, 20-16
Sun.	Dec. 3	at Jacksonville	CBS	L, 30-10
Sun.	Dec. 10	at Buffalo	CBS	L, 13-7 (OT)
Thurs.	Dec. 14	DENVER	NBC/NFLN/ AMAZON	8:25 p.m.
Sat.	Dec. 23	at Baltimore	NFLN	4:30 p.m.
Sun.	Dec. 31	HOUSTON	CBS	1 p.m.

* All times are Eastern; Home games in **BOLD CAPS**

U TABLE OF CONTENTS/IMPORTANT INFORMATION

TABLE OF CONTENTS

Game Preview/Schedules/Standings	1
Table of Contents/Important Information	2
Important Information	3
OPPONENT INFORMATION	
Head Coach Comparison	4
Head Coach Chuck Pagano	5
Connections	6
Statistical Comparison	7-8
Career Stats vs. Opponent	9-12

COLTS NOTES

Colts Notes	13-22
Adam Vinatieri Notes	23-24
T.Y. Hilton Notes	25
Frank Gore Notes	26

ROSTER PAGES

Unofficial Depth Chart	27
Players By Position	28
How The Colts Were Built	29
Alphabetical Roster	30
Numerical Roster	31
Roster By Experience	32
Roster Superlatives	33
Transactions	34-36
2017 Colts Participation	37

COLTS STATISTICS

Last Time It Happened	38-39
2017 Colts Regular Season Stats	40
2017 Colts Regular Season Defensive Stats	41

2017 HONORS

S-DARIUS BUTLER

Colts Man of the Year - Nominee for NFL's Walter Payton Man of the Year Award

S-CLAYTON GEATHERS

Ed Block Courage Award

WR-T.Y. HILTON

AFC Offensive Player of the Week - Week 9

K-ADAM VINATIERI

AFC Special Teams Player of the Week - Week 5

2017 REGULAR SEASON OPPONENTS

Along with their normal slate of home and road contests against AFC South opponents - Houston, Jacksonville and Tennessee - the Colts will compete against the AFC North and NFC West Divisions in 2017. Indianapolis will face three 2016 playoff teams.

INDIANAPOLIS COLTS 2017 REGULAR SEASON OPPONENTS

Team	H/A	2016 Record	Last Meeting/Result
Houston	H/A	9-7 (.563)	H - 12/11/16 - L, 22-17
Tennessee	H/A	9-7 (.563)	H - 11/20/16 - W, 24-17
Jacksonville	H/A	3-13 (.188)	H - 1/1/17 - W, 24-20
Pittsburgh	H	11-5 (.688)	H - 11/24/16 - L, 28-7
Denver	H	9-7 (.563)	A - 9/18/16 - L, 34-20
Arizona	H	7-8-1 (.469)	A - 11/24/13 - L, 40-11
San Francisco	H	2-14 (.125)	A - 9/22/13 - W, 27-7
Cleveland	H	1-15 (.063)	A - 12/7/14 - W, 25-24
Seattle	A	10-5-1 (.656)	H - 10/6/13 - W, 34-28
Baltimore	A	8-8 (.500)	H - 10/5/14 - W, 20-13
Buffalo	A	7-9 (.438)	A - 9/13/15 - L, 27-14
Cincinnati	A	6-9-1 (.406)	*H - 1/4/15 - W, 26-10
LA Rams	A	4-12 (.250)	H - 11/10/13 - L, 38-8

Total 86-119-3 (.421) *Postseason

COLTS GAMEDAY INFORMATION

GAMEDAY SPONSOR

Thursday's game is presented by Coca-Cola Zero Sugar.

GAMEDAY GIVE-A-WAYS

- **Colts Flags**, for first 1,000 fans inside American Family Insurance Touchdown Town.

NFL INITIATIVE

Color Rush

Thursday's game will mark the team's first-ever Color Rush game at Lucas Oil Stadium. As a part of this league-wide initiative, Colts players will wear a special all blue uniform, including blue pants and blue socks. The team will also have a commemorative Color Rush cup available at the concession stands.



GAMEDAY CHARITY COLLECTION

Angel Tree Holiday Drive

Prior to the Colts vs. Broncos game on Thursday, December 14, the Colts will team up with CBS4 and The Salvation Army to host the Angel Tree Holiday Drive. From 6:25-8:25 p.m., Colts fans are encouraged to drop off new, unwrapped toys, new, unwrapped clothing items or monetary donations at any of the Colts Community Collection Stations, presented by Toyota, located outside each Lucas Oil Stadium Gate. All donations will benefit The Salvation Army's Angel Tree program, which brings joy and happiness to those less fortunate during the holiday season by providing clothing, special-needs gifts, and other wished-for items such as toys. For more information, please visit colts.com/collections.



PRE-GAME FESTIVITIES

American Family Insurance Touchdown Town

- Free and open to the public (4:30-8:00 p.m.)
- **THIRSTY THURSDAY** - \$2 Bud Light Drink Specials
- Live Music, **featuring The Doo**
- Kids **PLAY 60 Zone**, 40-yard dash and more
- Located along South Street on the north side of Lucas Oil Stadium
- **City Barbeque Special:** Pulled Pork or Hamburger, two sides and a soft drink for \$12
- **Primanti Brothers Special** - Almost Famous Sandwich for \$9.75 (Grilled Pastrami, melted provolone cheese, vinegar-based sweet and sour coleslaw, fresh-cut fries, ripe tomatoes all piled between our house recipe Italian bread)



The Crown Royal Blue Room

When you enter Lucas Oil Stadium, be sure to stop by The Crown Royal Blue Room in the southwest corner of Lucas Oil Stadium on street level to enjoy live music, lounge areas and more. The Crown Royal Blue Room is free and open to all fans with a game ticket.

Live Music Schedule:

- **American Family Insurance Touchdown Town:** The Doo, 4:30-8:00 p.m.
- **Lucas Oil Plaza Stage:** Soul Street, 6:30-8:00 p.m.
- **Crown Royal Blue Room:** Rusty Bladen, 6:30-8:15 p.m.
- **Huntington Gate (Outside):** Circle City Bucket Drummers, 6:30-8:15 p.m.
- **Southeast Gate:** Indy Showtime Brass, 6:30-8:15 p.m.

SPECIAL APPEARANCES

COLTS CHEERLEADERS AUTOGRAPH SESSIONS

- American Family Insurance Touchdown Town, Lucas Oil Plaza, Huntington Gate, South Gate, Colts Pro Shop: 6:30-7:30 p.m.

ALUMNI PLAYER AUTOGRAPH SESSIONS

- Tupe Peko and Mark Thomas
- Huntington Gate (West): 6:55-7:55 p.m.

SUPER BOWL TROPHY

The Colts Super Bowl trophy will be on display outside Section 135 through halftime.

50/50 RAFFLE

During every 2017 home game, the Indianapolis Colts will host a **50/50 Raffle** for fans. Tickets will be sold through the end of the third quarter at six kiosks throughout the stadium as well as multiple mobile sellers. Fifty percent of the net proceeds from the day's ticket sales will go to one lucky fan and the remainder will support the work of the Indianapolis Colts Foundation in the community. Gaming License Number 144045.



NATIONAL ANTHEM: Indianapolis Symphonic Choir

HALFTIME: Colts Drumline Performance

COLTS ON PRIMETIME

COLTS RECORD ON PRIMETIME TV, 2004-2017

Date	Day	Opponent	Result	Network
09/09/04	Thu	at New England	L, 24-27	ABC
11/08/04	Mon	MINNESOTA	W, 31-28	ABC
12/19/04	Sun	BALTIMORE	W, 20-10	ESPN
09/11/05	Sun	at Baltimore	W, 24-7	ESPN
10/17/05	Mon	ST. LOUIS	W, 45-28	ABC
11/07/05	Mon	at New England	W, 40-21	ABC
11/28/05	Mon	PITTSBURGH	W, 26-7	ABC
09/10/06	Sun	at NY Giants	W, 26-21	NBC
11/05/06	Sun	at New England	W, 27-20	NBC
11/26/06	Sun	PHILADELPHIA	W, 45-21	NBC
12/18/06	Mon	CINCINNATI	W, 34-16	ESPN
09/06/07	Thu	NEW ORLEANS	W, 41-10	NBC
10/22/07	Mon	at Jacksonville	W, 29-7	ESPN
11/11/07	Sun	at San Diego	L, 21-23	NBC
11/22/07	Thu	at Atlanta	W, 31-13	NFLN
12/09/07	Sun	at Baltimore	W, 44-20	NBC
12/30/07	Sun	TENNESSEE	L, 10-16	NBC
09/07/08	Sun	CHICAGO	L, 13-29	NBC
10/27/08	Mon	at Tennessee	L, 21-31	ESPN
11/02/08	Sun	NEW ENGLAND	W, 18-15	NBC
11/23/08	Sun	at San Diego	W, 23-20	NBC
12/18/08	Thu	at Jacksonville	W, 31-24	NFLN
01/03/09*	Sat	at San Diego	L, 17-23 (OT)	NBC
09/21/09	Mon	at Miami	W, 27-23	ESPN
09/27/09	Sun	at Arizona	W, 31-10	NBC
10/11/09	Sun	at Tennessee	W, 31-9	NBC
11/15/09	Sun	NEW ENGLAND	W, 35-34	NBC
12/17/09	Thu	at Jacksonville	W, 35-31	NFLN
01/16/10*	Sat	BALTIMORE	W, 20-3	CBS
09/19/10	Sun	NY GIANTS	W, 38-14	NBC
10/17/10	Sun	at Washington	W, 27-24	NBC
11/01/10	Mon	HOUSTON	W, 30-17	ESPN
11/28/10	Sun	SAN DIEGO	L, 14-36	NBC
12/09/10	Thu	at Tennessee	W, 30-28	NFLN
01/08/11*	Sat	NY JETS	L, 16-17	NBC
09/25/11	Sun	PITTSBURGH	L, 20-23	NBC
10/03/11	Mon	at Tampa Bay	L, 17-24	ESPN
10/23/11	Sun	at New Orleans	L, 7-62	NBC
12/22/11	Thu	HOUSTON	W, 19-16	NFLN
11/08/12	Thu	at Jacksonville	W, 27-10	NFLN
10/14/13	Mon	at San Diego	L, 9-19	ESPN
10/20/13	Sun	DENVER	W, 39-33	NBC
11/03/13	Sun	at Houston	W, 27-24	NBC
11/14/13	Thu	at Tennessee	W, 30-27	NFLN
01/11/14*	Sat	at New England	L, 22-43	CBS
09/07/14	Sun	at Denver	L, 24-31	NBC
09/15/14	Mon	PHILADELPHIA	L, 27-30	ESPN
10/09/14	Thu	at Houston	W, 33-28	CBS/NFLN
11/03/14	Mon	at NY Giants	W, 40-24	ESPN
11/16/14	Sun	NEW ENGLAND	L, 20-42	NBC
09/21/15	Mon	NY JETS	L, 7-20	ESPN
10/08/15	Thu	at Houston	W, 27-20	CBS/NFLN
10/18/15	Sun	NEW ENGLAND	L, 27-34	NBC
11/02/15	Mon	at Carolina	L, 26-29	ESPN
12/06/15	Sun	at Pittsburgh	L, 10-45	NBC
10/16/16	Sun	at Houston	L, 23-26 (OT)	NBC
11/24/16	Thu	PITTSBURGH	L, 28-7	NBC
12/5/16	Mon	at NY Jets	W, 41-10	ESPN
10/1/17	Sun	at Seattle	L, 46-18	NBC
10/16/17	Mon	at Tennessee	L, 36-22	ESPN

*Playoffs

TOTAL: 36-24

RECORD BY DAY

Thursday: 10-2; Saturday: 1-3; Sunday: 15-12; Monday: 10-7

RECORD BY NETWORK

ABC: 4-1; CBS: 1-1; ESPN: 8-7; NBC: 14-15; NFLN: 7-0; CBS/NFLN: 2-0

IMPORTANT NFL DATES

December 13
League Meeting, Irving, Texas

December 31
Week 17

2018

January 1

Earliest permissible date for clubs to renegotiate or extend the rookie contract of a drafted rookie who was selected in any round of the 2015 NFL Draft. Any permissible renegotiated or extended player contract will not be considered a rookie contract, and will not be subject to the rules that limit rookie contracts.

January 1

Option exercise period begins for Fifth-Year Option for First-Round Selections from the 2015 NFL Draft. To exercise the option, the club must give written notice to the player on or after January 1, 2018, but prior to May 3, 2018.

January 6-7

Wild Card Playoffs

January 13-14

Divisional Playoffs

January 14

Assistant coaches under contract to playoff clubs that won their Wild Card games may be interviewed for head coaching positions through the conclusion of Divisional Playoff games.

January 15

Deadline for college players that are underclassmen to apply for special eligibility. A list of players who are accepted into the NFL Draft will be sent to clubs on January 19.

January 20

East-West Shrine Game, Tropicana Field, St. Petersburg, Florida

January 21

AFC and NFC Championship Games

January 27

Senior Bowl, Ladd-Peebles Stadium, Mobile, Alabama

January 28

NFL Pro Bowl, Camping World Stadium, Orlando, Florida

February 4

Super Bowl LII, U.S. Bank Stadium, Minnesota.

COLTS RECORD AT LUCAS OIL STADIUM

COLTS ALL-TIME ROOF/WINDOW RECORD


- ROOF OPEN & WINDOW OPEN:** 16 games (8-8)
- ROOF OPEN & WINDOW CLOSED:** 8 games (8-0)
- ROOF CLOSED & WINDOW OPEN:** 6 games (1-5)
- ROOF & WINDOW CLOSED:** 48 games (33-15)

COLTS MEDIA SITE

On the Colts media website, <http://media.colts.com>, media outlets can access up-to-date Colts information, including press releases, transcripts, daily notes and game releases. The site also offers access to the 2017 media guide. Season and game-by-game credential requests can be sent to credentials@colts.nfl.net.

HEAD COACH COMPARISON

COLTS HEAD COACH CHUCK PAGANO



COACHING YEARS IN NFL: 16th Year
COLTS HEAD COACH: 6th Year
REGULAR SEASON: 52-41 (.559)
POSTSEASON: 3-3 (.500)

PRO CAREER: Named head coach of the Indianapolis Colts on January 25, 2012. Entering 2017, Pagano's .613 winning percentage ranks fifth among active NFL head coaches. In the process, he became only the second head coach in NFL history to earn 11 wins in each of his first three seasons with a team. Under Pagano, the Colts went 33 games without losing two in a row from September 9, 2012 – September 7, 2014, which is the longest such streak in franchise history to start a career.

In 2016, Pagano led the Colts to an 8-8 record and two Colts were selected to the Pro Bowl. He guided the Colts to an 8-8 record in 2015. In Week 5 at Houston (10/8), Indianapolis won their 16th consecutive game within the AFC South division to set an NFL record as the Colts finished with a winning record in the division (4-2) for the fourth straight year.

In 2014, Pagano led the Colts to their first AFC Championship Game since 2009. In 2013, Indianapolis earned the division title and won an AFC Wild Card Playoff game against the Kansas City Chiefs that marked the second-largest comeback in NFL postseason history. In 2012, the Colts overcame the loss of Pagano to acute promyelocytic leukemia for 12 games and responded with seven fourth quarter or overtime game-winning drives en route to an 11-5 campaign.

Pagano previously coached with the Baltimore Ravens (2008-2011), the last as the team's defensive coordinator. He also coached with the Oakland Raiders (2005-06) and Cleveland Browns (2001-04).

CAREER RECORD: 55-44.

BACKGROUND: Pagano was a safety at Wyoming from 1980-83. He coached collegiately at Southern California (1984-85), Miami (1986), Boise State (1987-88), East Carolina (1989), Nevada-Las Vegas (1990-91), East Carolina (1992-94), Miami (1995-2000) and North Carolina (2007).

PERSONAL: Born in Boulder, Colo. on October 2, 1960. He and his wife, Tina, have three daughters, Tara, Taylor, Tori, and three granddaughters, Avery, Addison and Zoey. His brother, John, serves as the Oakland Raiders' assistant head coach-defense.

INDIANAPOLIS COLTS ASSISTANT COACHES

Rob Chudzinski	Offensive Coordinator
Ted Monachino	Defensive Coordinator
Tom McMahon	Special Teams Coordinator
Tim Berbenich	Offensive Assistant/Assistant Quarterbacks Coach
Maurice Drayton	Assistant Special Teams Coach
Gary Emanuel	Defensive Line Coach
Joe Gilbert	Assistant Offensive Line Coach
Frank Giufre	Offensive Quality Control Coach
Jim Herrmann	Linebackers Coach
Jim Hostler	Tight Ends Coach
Richard Howell	Assistant Strength & Conditioning Coach
Darren Krein	Head Strength & Conditioning Coach
Sanjay Lal	Wide Receivers Coach
Robert Mathis	Pass Rush Consultant
Joe Philbin	Assistant Head Coach/Offensive Line
Ryan Podell	Sports Science/Conditioning Coach
Jeff Popovich	Defensive Quality Control Coach
Brian Schottenheimer	Quarterbacks Coach
Jemal Singleton	Running Backs Coach
Shawn Terlecky	Defensive Assistant
Brad White	Outside Linebackers Coach
Greg Williams	Defensive Backs Coach

BRONCOS HEAD COACH VANCE JOSEPH



COACHING YEARS IN NFL: 13th Year
BRONCOS HEAD COACH: 1st Year
REGULAR SEASON: 4-9 (.308)
POSTSEASON: 0-0 (.000)

PRO CAREER: Vance Joseph was named the 16th head coach in Denver Broncos history on January 12, 2017. He joined the Broncos after spending the 2016 season as defensive coordinator for the Miami Dolphins.

Joseph spent more than a decade of his football life in the state of Colorado. In addition to competing with the Broncos as a defensive back during the 1997 preseason, he played quarterback at the University of Colorado (1990-94) and coached another five seasons at his alma mater (1999-2003).

During his NFL career, Joseph coached defensively for Miami (2016), Cincinnati (2014-15), Houston (2011-13) and San Francisco (2005-2010). His teams have advanced to the postseason in five of the last six years while capturing three division titles during that span.

CAREER RECORD: 4-9.

BACKGROUND: A three-year letterwinner at quarterback for CU (1990-94), Joseph saw action in 30 games for the Buffs as a backup. He was also a running back and special-teams standout for CU. Joseph converted to cornerback and started 6-of-13 games played with the Jets as a 1995 rookie. He played four more games with Colts in 1996 before competing with the Broncos during the 1997 preseason.

PERSONAL: Born on Sept. 20, 1972, Marrero, La. Joseph and his wife, Holly, have a daughter, Nataly, and a son, Stone.

DENVER BRONCOS ASSISTANT COACHES

Bill Musgrave	Offensive Coordinator
Joe Woods	Defensive Coordinator
Brock Olivo	Special Teams Coordinator
Chris Beake	Defensive Assistant/Defensive Line
Geep Chryst	Tight Ends
Jeff Davidson	Offensive Line
Mike Eubanks	Assistant Strength and Conditioning
Chris Gould	Assistant Special Teams
Reggie Herring	Linebackers
Bill Kollar	Defensive Line
Klint Kubiak	Quarterbacks
Anthony Lomando	Assistant Strength and Conditioning
Johnnie Lynn	Assistant Defensive Backs
Fred Pagac	Outside Linebackers
Phil Rauscher	Assistant to Head Coach
Luke Richesson	Strength and Conditioning
Marcus Robertson	Defensive Backs
Cedric Smith	Assistant Strength and Conditioning
Chris Strausser	Assistant Offensive Line
Eric Stutesville	Assistant Head Coach/Running Backs
Tyke Tolbert	Wide Receivers
Charles Gordon	Defensive Quality Control
Chris Kragthorpe	Offensive Quality Control

PAGANO 4-1 ON THURSDAY NIGHT

The Colts are 10-1 in Thursday night games dating back to 2007. Indianapolis is 4-1 in Thursday night games since Coach Pagano joined the team in 2012.

COLTS RECORD ON THURSDAY NIGHT, 2012-2016

Date	Day	Opponent	Result	Network
11/08/12	Thu	at Jacksonville	W, 27-10	NFLN
11/14/13	Thu	at Tennessee	W, 30-27	NFLN
10/09/14	Thu	at Houston	W, 33-28	CBS/NFLN
10/08/15	Thu	at Houston	W, 27-20	CBS/NFLN
11/24/16	Thu	vs. Pittsburgh	L, 28-7	NBC

BOUNCING BACK

Under Head Coach **Chuck Pagano** (2012-17), the Colts have recorded a 27-13 record in regular season games immediately following a loss. In 2013, Indianapolis was one of only four teams (DEN, NE, SEA) to not lose consecutive games all season long.

COLTS GAMES FOLLOWING A LOSS, SINCE 2012

Game 1	Result	Game 2	Result
2012 (5-0)			
Week 1 at CHI	L, 41-21	Week 2 vs. MIN	W, 23-20
Week 3 vs. JAX	L, 22-17	Week 5 vs. GB	W, 30-27
Week 6 at NYJ	L, 35-9	Week 7 vs. CLE	W, 17-13
Week 11 at NE	L, 59-24	Week 12 vs. BUF	W, 20-13
Week 15 at HOU	L, 29-17	Week 16 at KC	W, 20-13
2013 (5-0)			
Week 2 vs. MIA	L, 24-20	Week 3 at SF	W, 27-7
Week 6 at SD	L, 19-9	Week 7 vs. DEN	W, 39-33
Week 10 vs. STL	L, 38-8	Week 11 at TEN	W, 30-27
Week 12 at ARZ	L, 40-11	Week 13 vs. TEN	W, 22-14
Week 14 at CIN	L, 42-28	Week 15 vs. HOU	W, 25-3
2014 (4-1)			
Week 1 at DEN	L, 31-24	Week 2 vs. PHI	L, 30-27
Week 2 vs. PHI	L, 30-27	Week 3 at JAX	W, 44-17
Week 8 at PIT	L, 51-34	Week 9 at NYG	W, 40-24
Week 11 vs. NE	L, 42-20	Week 12 vs. JAX	W, 23-3
Week 16 at DAL	L, 42-7	Week 17 at TEN	W, 27-10
2015 (3-5)			
Week 1 at BUF	L, 27-14	Week 2 vs. NYJ	L, 20-7
Week 2 vs. NYJ	L, 20-7	Week 3 vs. TEN	W, 35-33
Week 6 vs. NE	L, 34-27	Week 7 vs. NO	L, 27-21
Week 7 vs. NO	L, 27-21	Week 8 at CAR	L, 29-26
Week 8 at CAR	L, 29-26	Week 9 vs. DEN	W, 27-24
Week 13 at PIT	L, 45-10	Week 14 at JAX	L, 51-16
Week 14 at JAX	L, 51-16	Week 15 vs. HOU	L, 16-10
Week 15 vs. HOU	L, 16-10	Week 16 at MIA	W, 18-12
2016 (7-1)			
Week 1 vs. DET	L, 39-35	Week 2 at DEN	L, 34-20
Week 2 at DEN	L, 34-20	Week 3 vs. SD	W, 26-22
Week 4 at JAX (UK)	L, 30-27	Week 5 vs. CHI	W, 29-23
Week 6 at HOU	L, 26-23	Week 7 at TEN	W, 34-26
Week 8 vs. KC	L, 30-14	Week 9 at GB	W, 31-26
Week 12 vs. PIT	L, 28-7	Week 13 at NYJ	W, 41-10
Week 14 vs. HOU	L, 22-17	Week 15 at MIN	W, 34-6
Week 16 at OAK	L, 33-25	Week 17 vs. JAX	W, 24-20
2017 (3-6)			
Week 1 at LAR	L, 46-9	Week 2 vs. ARZ	L, 16-13 (OT)
Week 2 vs. ARZ	L, 16-13 (OT)	Week 3 vs. CLE	W, 31-28
Week 4 at SEA	L, 46-18	Week 5 vs. SF	W, 26-23 (OT)
Week 6 at TEN	L, 36-22	Week 7 vs. JAX	L, 27-0
Week 7 vs. JAX	L, 27-0	Week 8 at CIN	L, 24-23
Week 8 at CIN	L, 24-23	Week 9 at HOU	W, 20-14
Week 10 vs. PIT	L, 20-17	Week 12 vs. TEN	L, 20-16
Week 12 vs. TEN	L, 20-16	Week 13 at JAX	L, 30-10
Week 13 at JAX	L, 30-10	Week 14 at BUF	L, 13-7 (OT)

WINNING THE CLOSE ONES

The Colts have closed out games strong under Head Coach **Chuck Pagano** (2012-17), posting a league-leading 35-18-0 (.660) record in games decided by one possession-or-less (eight points or less) during that span.

BEST WIN PCT. IN ONE-POSSESSION GAMES, SINCE 2012

Team	Record	Win %
Indianapolis	35-18-0	.660
New England	28-15-0	.651
Arizona	26-15-1	.631
Denver	25-15-0	.625
Green Bay	28-17-1	.620

COLTS ONE-POSSESSION GAMES, 2017 (3-5)

Game	Margin	Result
Week 2 vs. ARZ	3	L, 16-13 (OT)
Week 3 vs. CLE	3	W, 31-28
Week 5 vs. SF	3	W, 26-23 (OT)
Week 8 at CIN	1	L, 24-23
Week 9 at HOU	6	W, 20-14
Week 10 vs. PIT	3	L, 20-17
Week 12 vs. TEN	4	L, 20-16
Week 14 at BUF	6	L, 13-7 (OT)

Additionally, the Colts have the third-best record in the league in games decided by three points or less since 2012.

BEST WIN PCT. IN GAMES DECIDED BY THREE POINTS OR LESS, SINCE 2012

Team	Record	Win %
New England	12-5-0	.706
Oakland	14-7-0	.667
Indianapolis	13-7-0	.650
Arizona	14-9-1	.604
Denver	9-6-0	.600

WINNING THE DIVISION

In 2015, with a win over the Houston Texans in Week 5 (10/8), Indianapolis improved its consecutive victory streak within the AFC South Division to 16 games, which set an NFL record. The streak continued a team record, which was set at the conclusion of the 2014 campaign. The previous best was 12, which was set from Nov. 14, 2004 – Oct. 8, 2006.

LONGEST WINNING STREAK FOR AN NFL TEAM AGAINST THEIR OWN DIVISION, NFL HISTORY

Team	Division	Streak
Indianapolis	AFC South	16 (2012-15)
Miami	AFC East	15 (1972-73)
Dallas	NFC East	14 (1993-94)

LONGEST WINNING STREAK FOR AN NFL TEAM AGAINST ANY DIVISION, NFL HISTORY

Team	Division	Streak
Indianapolis	AFC South	16 (2012-15)
Miami	AFC East	15 (1972-73)
Indianapolis	AFC North	15 (2002-2010)
Dallas	NFC East	14 (1993-94)
New England	NFC North	14 (2002-2014)

BEST RECORD AGAINST DIVISION OPPONENTS, 2012-15

Team	Division	Record
Denver	AFC West	21-3-0
Indianapolis	AFC South	20-4-0
New England	AFC East	18-6-0
Carolina	NFC South	17-7-0
Green Bay	NFC North	16-7-1

COLTS / BRONCOS CONNECTIONS
INDIANA / COLORADO CONNECTIONS

- Indianapolis **Head Coach Chuck Pagano** was born in Boulder, Colo.
- Colts **Quarterbacks Coach Brian Schottenheimer** is a Denver native.
- Indianapolis **Head Strength and Conditioning Coach Darren Krein** hails from Aurora, Colo.
- Colts **Running Backs Coach Jemal Singleton** played running back at Air Force in Colorado Springs, Colo. He received All-Western Athletic Conference Honorable Mention honors as a senior in 1999 and is one of only six Air Force players to serve as a two-time team captain. After his playing career concluded, Singleton coached at his alma mater in 2000 and from 2003-2010.
- Indianapolis **Outside Linebackers Coach Brad White** was on staff at Air Force from 2010-11.
- Denver **WR-Cody Latimer** played at Indiana University from 2011-13.
- Broncos **Defensive Line Coach Bill Kollar** coached at Purdue for two seasons (1988-89).

FORMER COLTS / BRONCOS

- Prior to joining the Colts, **Director of Football Administration Mike Bluem** spent 17 seasons (1995-2011) with the Denver Broncos in the football operations department, most recently as the director of football administration.
- Broncos **Head Coach Vance Joseph** saw action in four games with the Colts in 1996.
- Denver **DE-Zach Kerr** played for Indianapolis for three seasons (2014-16).
- Broncos **OLB-Deiontrez Mount** spent time with the Colts in 2016.

COLLEGE CONNECTIONS

- Colts **C-Ryan Kelly** and Broncos **T-Cyrus Kouandjio** played together for three seasons (2011-13) at Alabama.
- Indianapolis **ILB-Jon Bostic** (2009-2012), **QB-Jacoby Brissett** (2011-12), **RB-Matt Jones** (2012-14), **ILB-Antonio Morrison** (2012-15) and **CB-Quincy Wilson** (2014-16) played their collegiate ball at the University of Florida, where they crossed paths with Denver **G-Max Garcia** (2012-14).
- Colts **CB-Chris Milton** and **CB-D.J. White** were teammates with Broncos **DE-Adam Gotsis** at Georgia Tech for four seasons (2012-15).
- Indianapolis **P-Rigoberto Sanchez** and Denver **ILB-Jerrol Garcia-Williams** were teammates at Hawaii for two seasons (2015-16).
- Colts **ILB-Jermaine Grace** played at the University of Miami (Fla.) alongside Broncos **S-Jamal Carter** for three seasons (2013-15).
- Indianapolis **ILB-Anthony Walker** (2013-16) was teammates with Denver **ILB-Joseph Jones** (2012-16) and **QB-Trevor Siemian** (2011-14) at Northwestern.
- Colts **DT-Johnathan Hankins** played at Ohio State and spent time with Broncos **TE-Jeff Heurman** and **CB-Bradley Roby** from 2011-12.
- Indianapolis **DE-Margus Hunt** played at SMU with Denver **WR-Emmanuel Sanders** in 2009.
- Colts **CB-Nate Hairston** and Broncos **K-Brandon McManus** were teammates at Temple in 2012.
- Indianapolis **Quarterbacks Coach Brian Schottenheimer** coached at Georgia in 2015 while Denver **WR-Isaiah McKenzie** was playing for the Bulldogs.
- Colts **TE-Darrell Daniels** and Broncos **Assistant Offensive Line Coach Chris Strausser** spent three seasons (2014-16) together at the University of Washington.

NFL CONNECTIONS

- Indianapolis **Defensive Coordinator Ted Monachino**, **WR-Kamar Aiken** and **CB-Rashaan Melvin** spent time with Denver **S-Darian Stewart** in Baltimore in 2014.
- Colts **Special Teams Coordinator Tom McMahon** (2009-2011) and

Quarterbacks Coach Brian Schottenheimer (2012-14) were on the St. Louis Rams coaching staff while **Stewart** was with the team from 2010-13.

- **McMahon** (2007-08) and Denver **Offensive Coordinator Bill Musgrave** (2006-2010) coached alongside each other with the Atlanta Falcons.
- **Monachino** served on the Jacksonville staff while Denver **Assistant Strength and Conditioning Coach Mike Eubanks**, **Assistant Strength and Conditioning Coach Anthony Lomando** and **Strength and Conditioning Coach Luke Richesson** were with the organization in 2009.
- **Aiken** and Broncos **CB-Aqib Talib** were teammates with the New England Patriots in 2012.
- Indianapolis **Offensive Assistant/Assistant Quarterbacks Coach Tim Berbenich** spent four seasons (2008-2011) with **Talib** in Tampa Bay.
- Colts **RB-Frank Gore** played for the 49ers from 2005-2014 while multiple Broncos coaches spent time on the San Francisco staff: **Head Coach Vance Joseph** (2005-2010), **Tight Ends Coach Geep Chryst** (2011-15), **Defensive Line Coach Chris Beake** (2010) and **Assistant Defensive Backs Coach Johnnie Lynn** (2006-2010). Colts **Defensive Line Coach Gary Emanuel** (2005-06) and **Tight Ends Coach Jim Hostler** (2005-07) also spent time with the San Francisco organization.
- **Hostler** (2014-16) coached for the Buffalo Bills with Denver **Outside Linebackers Coach Fred Pagac** (2014).
- Indianapolis **DE-Margus Hunt** played for the Bengals from 2013-16, where he crossed paths with Denver **Head Coach Vance Joseph** (2014-15) and **NT-Domata Peko Sr.** (2013-16).
- Colts **OLB-Jabaal Sheard** played for the Cleveland Browns while **Beake** was on team's staff from 2011-12.
- Indianapolis **Head Strength and Conditioning Coach Darren Krein** and **Beake** crossed paths with the Seattle Seahawks from 2008-09.
- Broncos **Defensive Backs Coach Marcus Robertson** played for the Seattle Seahawks from 2001-02 while **Krein** was with the team.
- Indianapolis **ILB-Jon Bostic** played for the Chicago Bears in 2014 while Denver **Linebackers Coach Reggie Herring** was on staff.
- Colts **C-Mike Person**, **TE-Ross Travis** and **CB-D.J. White** played for the Chiefs in 2016 while Broncos **RB-Jamaal Charles** was with the team. Denver **Special Teams Coordinator Brock Olivo** was also on the Kansas City staff in 2016.
- **Person** was with the 49ers in 2011 while **Chryst** was on the team's staff.
- **Person** played for the St. Louis Rams in 2014 alongside Broncos **S-Darian Stewart**.
- Indianapolis **ILB-Jeremiah George** spent time in Dallas with Denver **G-Ron Leary** in 2016.
- Colts **CB-Pierre Desir** and **T-Tyreek Burwell** played for the Chargers in 2016 while Broncos **Offensive Line Coach Jeff Davidson** served in the same capacity with San Diego.
- Indianapolis **K-Adam Vinatieri** and **Davidson** spent eight years (1997-2004) together in New England.
- Colts **NT-AI Woods** crossed paths with Broncos **G-Allen Barbre** when he was playing for the Seattle Seahawks in 2011.
- Indianapolis **Assistant Head Coach/Offensive Line Joe Philbin** served on the Green Bay staff while **Barbre** played for the Packers from 2007-09.
- **Woods** played alongside Denver **WR-Emmanuel Sanders** with the Pittsburgh Steelers for two seasons (2012-13).
- **Woods** and Broncos **OLB-Deiontrez Mount** were teammates with the Tennessee Titans in 2015.

COLTS / BRONCOS ALL-TIME RESULTS

Date	Colts Record	Opp. Record	Result
11/10/74	1-7	3-4-1	6-17 L
11/27/77	9-1	9-1	13-27 L
10/22/78	2-5	5-2	7-6 W
9/20/81	1-1	1-1	10-28 L
9/11/83	1-0	1-0	10-17 L
12/11/83	6-8	8-6	19-21 L
10/13/85	2-3	3-2	10-15 L
10/31/88	3-5	4-4	55-23 W
10/15/89	3-2	4-1	3-14 L
10/21/90	2-3	2-4	17-27 L
10/3/93	2-1	2-1	13-35 L
1/6/02	5-10	8-7	29-10 W
11/24/02	6-4	7-3	23-20 W*
12/21/03	11-3	9-5	17-31 L
1/4/04	12-4	10-6	41-10 W
1/2/05	12-3	9-6	14-33 L
1/9/05	12-4	10-6	49-24 W
10/29/06	6-0	5-1	34-31 W
9/30/07	3-0	2-1	38-20 W
12/13/09	12-0	8-4	28-16 W
9/26/10	1-1	1-1	27-13 W
10/20/13	4-2	6-0	39-33 W
9/7/14	0-0	0-0	24-31 L
1/11/15	12-5	12-4	24-13 W
11/8/15	3-5	7-0	27-24 W
9/18/16	0-1	1-0	20-34 L

Home Game in **Bold**; Playoff Games in **Blue**; *OT

COLTS RECORDS VS. BRONCOS

Regular Season: 10-13 Home: 7-5 Away: 3-8
 Playoffs: 3-0
 Points-Allowed: 597-573 Home: 373-273 Away: 224-300
 Colts Longest Series Streaks: Won 5, Lost 4

SWEEPS

Broncos (1): 1983

BY STADIUM

Memorial: 1-2 Hoosier/RCA: 5-3 Lucas Oil: 3-0
 Mile High: 0-5 INVESCO/Sports Authority Field: 4-3

REGULAR SEASON SERIES SUPERLATIVES

COLTS	STAT	BRONCOS
55, 10/31/88Most points.....	35, 10/3/93
3, 10/15/89Fewest points.....	6, 10/22/78
464, 10/31/88Most net yards.....	519, 9/26/10
128, 10/15/89Fewest net yards.....	171, 11/10/74
48, 12/11/83Most rushing attempts.....	54, 12/21/03
12, 12/21/03Fewest rushing attempts.....	12, 12/11/83
244, 10/31/88Most rushing yards.....	227, 2x, last: 10/29/06
34, 1/2/05Fewest rushing yards.....	35, 11/8/15
53, 9/7/14Most passing attempts.....	57, 9/26/10
15, 10/31/88Fewest passing attempts.....	14, 11/27/77
35, 9/7/14Most completions.....	37, 9/26/10
7, 9/20/81Fewest completions.....	8, 11/27/77
370, 9/7/14Most passing yards.....	476, 9/26/10
65, 9/20/81Fewest passing yards.....	60, 11/10/74
5.0, 3x, last: 1/6/02Most def. sacks.....	5.0, 2x, last: 9/18/16
4, 2x, last: 1/6/02Most def. interceptions.....	4, 11/10/74
16, 12/11/83Most penalties.....	12, 3x, last: 10/20/13
2, 9/30/07Fewest penalties.....	2, 2x, last: 1/2/05

WHAT TO LOOK FOR THIS WEEK

WITH A WIN, THE COLTS WOULD...

- Increase their all-time regular season record against the Denver Broncos to 11-13 and 8-5 at home.

QB-JACOBY BRISSETT

- Needs one touchdown pass of 60+ yards to tie John Unitas (five in 1960) for the most in single-season franchise history.

TE-JACK DOYLE

- Needs three receptions to tie Jacob Tamme (67) for the third-most receptions by a tight end in a single season in Colts history.

RB-FRANK GORE

- With one 100-yard rushing performance he would pass O.J. Simpson (42) for the 16th most in NFL history.

- Needs 59 scrimmage yards to reach 1,000 for the season.
- If Gore hits 1,000 scrimmage yards, it'll be his 12th-straight season of 1,000-or-more scrimmage yards, only one behind Emmitt Smith's NFL record of 13 consecutive seasons (1990-2002).

- Needs one rushing touchdown to tie Ricky Watters (78) for 21st on the NFL's all-time list.

WR-T.Y. HILTON

- Needs one receiving touchdown to tie Marcus Pollard (35) for the ninth most in franchise history.

- With one 150+ yard receiving game he will tie Marvin Harrison (11) for the most such games in franchise history.

K-ADAM VINATIERI

- Needs to convert one field goal from 30-39 yards to tie John Carney (165) for the fourth-most made field goals from that distance in NFL history.

- Needs to convert one field goal from 50+ yards to tie Jason Elam (39) for the seventh-most made field goals from that distance in NFL history.
- Needs 16 points to reach 100 for the season and extend his NFL record to 20 such seasons.

WHAT TO LOOK FOR THIS SEASON

TE-JACK DOYLE

- Needs 14 receptions to pass Dallas Clark (77) for the second-most receptions by a tight end in a single season in Colts history.

RB-FRANK GORE

- Needs 238 rushing yards to reach 1,000 for the season.

- With 1,000 rushing yards he would join Pro Football Hall of Famers Emmitt Smith (11), Curtis Martin (10), Walter Payton (10) and Barry Sanders (10) as the only players in NFL history to rush for 1,000 yards in at least 10 different seasons.

- With 1,000 rushing yards he would join John Riggins (1,239 yards in 1984 at age 35; 1,347 yards in 1983 at age 34) and John Henry Johnson (1,048 yards in 1964 at age 35) as the only players to rush for 1,000 yards at the age of 34 or older.

- With 1,000 rushing yards he would join John Riggins (1,239 yards in 1984 at age 35; 1,347 yards in 1983 at age 34) and John Henry Johnson (1,048 yards in 1964 at age 35; 1,141 yards in 1962 at age 33) as the only players in NFL history to rush for 1,000 yards twice at the age of 33 or older.

- With 1,000 yards rushing he would join John Riggins (1,239 yards in 1984 at age 35; 1,347 yards in 1983 at age 34) as the only players in NFL history to rush for consecutive 1,000-yard rushing seasons at the age of 33 or older.

- Needs 173 rushing yards to reach 14,000 for his career. He would become the fifth player in NFL history to reach that plateau.

STATISTICAL COMPARISON

WHAT TO LOOK FOR THIS SEASON

- Needs 275 rushing yards to pass Curtis Martin (14,101) for fourth on the NFL's all-time rushing list.
- Needs three rushing touchdowns to tie Edgerrin James (80) for 20th on the NFL's all-time list.
- Needs 222 scrimmage yards to pass Marcus Allen (17,654) for seventh on the NFL's all-time list.
- Gore hasn't produced less than 1,200 yards from scrimmage in 11 straight seasons so if he tops 1,200 yards from scrimmage again, he'll be the only player in NFL history to do it 12-straight seasons.

WR-T.Y. HILTON

- Needs 11 receptions to pass Dallas Clark (427) for the fourth most in franchise history.
- Needs two receiving touchdowns to pass Marcus Pollard (35) for the ninth most in franchise history.
- With two 150+ yard receiving games he will pass Marvin Harrison (11) for the most such games in franchise history.
- Needs 189 receiving yards to reach 1,000 for the season.
- With 1,000 receiving yards he would join Marvin Harrison (eight) and Reggie Wayne (eight) as the only players in franchise history to reach that plateau in five different seasons.
- Is one of three players to record 1,000 receiving yards in each of the last four seasons (2013-16) joining Antonio Brown and Demaryius Thomas.
- Is tied for the second-longest active streak of consecutive seasons (four) with at least 1,000 receiving yards. He is tied with Antonio Brown (four) and ranks behind Demaryius Thomas (five).

K-ADAM VINATIERI

- Needs to convert 14 field goals to pass Morten Andersen (565) for the most in NFL history.
- Needs to make 17 PATs to pass Gary Anderson (820) for the third-most in NFL history.

2017 TEAM LEADERS

COLTS

BRONCOS

PASSING YARDS

J. Brissett.....	2,611	T. Siemian.....	2,218
S. Tolzien.....	128	B. Osweiler.....	701
		P. Lynch.....	41

RUSHING YARDS

F. Gore	762	C. Anderson.....	700
M. Mack.....	299	J. Charles.....	296
J. Brissett.....	216	D. Booker.....	192

RECEIVING YARDS

T. Hilton	811	D. Thomas	771
J. Doyle.....	564	E. Sanders	487
D. Moncrief.....	391	B. Fowler.....	294

POINTS SCORED

A. Vinatieri	84	B. McManus.....	85
T. Hilton	24	D. Thomas	24
Four players.....	18	Two players.....	18

INTERCEPTIONS

M. Hooker	3	C. Harris Jr.....	2
R. Melvin.....	3	J. Simmons	2
M. Farley.....	2	D. Stewart	2

SACKS

J. Sheard	4.5	V. Miller	10.0
J. Simon.....	3.0	S. Harris	4.5
Four players.....	2.0	S. Barrett.....	4.0

KICKOFF RETURN YARDS (AVG.)

Q. Bray	430 (23.9)	D. Booker.....	227 (20.6)
---------------	------------	----------------	------------

PUNT RETURN YARDS (AVG.)

Q. Bray	90 (5.3)	I. McKenzie	183 (8.7)
---------------	----------	-------------------	-----------

PUNTING YARDS (GROSS/NET AVG.)

R. Sanchez...	3,291 (45.1/42.5)	R. Dixon	2,901 (46.0/39.7)
---------------	-------------------	----------------	-------------------

FIELD GOALS

A. Vinatieri	22/25 (88.0%)	B. McManus.....	21/28 (75.0%)
--------------------	---------------	-----------------	---------------

2017 REGULAR SEASON OFFENSIVE RANKINGS

Tm	Yds/ Gm	Yds/ Play	Rush Yds/ Gm	Rush Yds/ Play	Pass Yds/ Gm	Pass Yds/ Play	Int. Pct.	Sks/ Pass Att.	1st Dwns/ Gm	Punt Rtrn Avg.	Kick Rtrn Avg.	FG Pct.	3rd Dwn Pct.	4th Dwn Pct.	Red Zone Pct.	Goal to Go Pct.	Avg. TOP	Pts/ Gm
IND	290.7	4.61	104.0	3.66	186.7	5.38	2.26	13.03%	16.5	4.4	22.0	88.00	37.04	50.00	37.50	46.67	29:47	16.3
Rank	31	32	20	29	29	26	15	32	30t	32	12	9t	23	10t	32	31	18	30
DEN	312.1	4.69	105.5	3.89	206.5	5.24	3.82	8.70%	18.0	9.1	22.8	75.00	39.09	30.77	40.00	52.63	31:11	17.6
Rank	22	30	19	21	21	29	29	25t	25	13	7	25t	14	26	31	30	8	25

*Rankings as of Monday, Dec. 11

2017 REGULAR SEASON DEFENSIVE RANKINGS

Tm	Yds/ Gm	Yds/ Play	Rush Yds/ Gm	Rush Yds/ Play	Pass Yds/ Gm	Pass Yds/ Play	Int. Pct.	Sks/ Pass Att.	1st Dwns/ Gm	Punt Rtrn Avg.	Kick Rtrn Avg.	3rd Dwn Pct.	4th Dwn Pct.	Red Zone Pct.	Goal to Go Pct.	Pts/ Gm	Pt Diff/ Gm	Yd Diff/ Gm
IND	375.3	5.89	117.5	3.99	257.8	7.53	2.59	4.71%	20.2	5.2	18.6	44.63	50.00	53.49	73.91	26.4	-10.1	-84.6
Rank	29	29	23	11	30	32	14	29	21	7	3	31	18	15	17	31	31	31
DEN	280.5	4.75	89.5	3.32	191.1	5.94	2.06	7.73%	16.1	9.6	25.3	29.65	31.58	63.64	61.11	24.2	-6.6	31.5
Rank	1	2	3t	2	2	13	21	10	1	23	29	2	7	28	7	24	26t	10

*Rankings as of Monday, Dec. 11

OFFENSE - QUARTERBACKS

SCOTT TOLZIEN

Date	Rnd	Opponent	W/L	GP/GS	Att	Cmp	Yds	Yd/A	TD	Int	Sck	Lst	Rate	Rsh	Yds	Avg	TD
11/1/2015*	Reg	@Den	L	1/0	0	0	0	-	0	0	0	0	-	0	0	-	0
*GB		Totals		0-1	1/0	0	0	0	0	0	0	0	-	0	0	-	0

OFFENSE - RUNNING BACKS, TIGHT ENDS, WIDE RECEIVERS

KAMAR AIKEN

Date	Rnd	Opponent	W/L	GP/GS	Rsh	Yds	Avg	TD	Rec	Yds	Avg	TD
12/24/2011*	Reg	Den	W	1/0	0	0	-	0	0	0	-	0
9/13/2015#	Reg	@Den	L	1/1	0	0	-	0	1	-1	-1.0	0
*BUF; #BAL		Totals		1-1	2/1	0	0	-	1	-1	-1.0	0

JACK DOYLE

Date	Rnd	Opponent	W/L	GP/GS	Rsh	Yds	Avg	TD	Rec	Yds	Avg	TD
10/20/2013	Reg	Den	W	1/0	0	0	-	0	1	7	7.0	0
9/7/2014	Reg	@Den	L	1/0	0	0	-	0	0	0	-	0
1/11/2015	Div	@Den	W	1/0	0	0	-	0	3	14	4.7	0
11/8/2015	Reg	Den	W	1/0	0	0	-	0	2	18	9.0	1
9/18/2016	Reg	@Den	L	1/1	0	0	-	0	4	37	9.3	0
		Totals		3-2	5/1	0	0	-	10	76	7.6	1

JOSH FERGUSON

Date	Rnd	Opponent	W/L	GP/GS	Rsh	Yds	Avg	TD	Rec	Yds	Avg	TD
9/18/2016	Reg	@Den	L	1/0	2	7	3.5	0	5	29	5.8	0
		Totals		1-0	1/0	2	7	3.5	0	5	29	5.8

FRANK GORE

Date	Rnd	Opponent	W/L	GP/GS	Rsh	Yds	Avg	TD	Rec	Yds	Avg	TD
12/31/2006*	Reg	@Den	W	1/1	31	153	4.9	0	2	32	16.0	0
10/31/2010*	Reg	Den	W	1/1	29	118	4.1	1	1	7	7.0	0
10/19/2014*	Reg	@Den	L	1/1	9	20	2.2	0	0	0	-	0
11/8/2015	Reg	Den	W	1/1	28	83	3.0	1	1	19	19.0	0
9/18/2016	Reg	@Den	L	1/1	13	44	3.4	0	3	19	6.3	1
*SF		Totals		3-2	5/5	110	418	3.8	2	7	77	11.0

T.Y. HILTON

Date	Rnd	Opponent	W/L	GP/GS	Rsh	Yds	Avg	TD	Rec	Yds	Avg	TD
10/20/2013	Reg	Den	W	1/1	0	0	-	0	2	27	13.5	0
9/7/2014	Reg	@Den	L	1/1	0	0	-	0	5	41	8.2	0
1/11/2015	Div	@Den	W	1/1	1	1	1.0	0	4	72	18.0	0
11/8/2015	Reg	Den	W	1/1	0	0	-	0	5	82	16.4	0
9/18/2016	Reg	@Den	L	1/1	0	0	-	0	4	41	10.3	0
		Totals		3-2	5/5	1	1	1.0	0	20	263	13.2

DONTE MONCRIEF

Date	Rnd	Opponent	W/L	GP/GS	Rsh	Yds	Avg	TD	Rec	Yds	Avg	TD
9/7/2014	Reg	@Den	L	1/0	0	0	-	0	1	9	9.0	0
1/11/2015	Div	@Den	W	1/1	0	0	-	0	2	32	16.0	0
11/8/2015	Reg	Den	W	1/0	0	0	-	0	3	30	10.0	0
9/18/2016	Reg	@Den	L	1/0	0	0	-	0	1	9	9.0	0
		Totals		2-2	4/1	0	0	-	0	7	80	11.4

CHESTER ROGERS

Date	Rnd	Opponent	W/L	GP/GS	Rsh	Yds	Avg	TD	Rec	Yds	Avg	TD
9/18/2016	Reg	@Den	L	1/0	0	0	-	0	0	0	-	0
		Totals		0-1	1/0	0	0	-	0	0	-	0

ROSS TRAVIS

Date	Rnd	Opponent	W/L	GP/GS	Rsh	Yds	Avg	TD	Rec	Yds	Avg	TD
10/30/2017*	Reg	Den	W	1/1	0	0	-	0	0	0	-	0
*KC		Totals		1-0	1/1	0	0	-	0	0	-	0

CAREER STATS VS. BRONCOS

KICKING

ADAM VINATIERI

Date	Rnd	Opponent	W/L	FGM	FGA	Pct	XPM	XPA	1-19	20-29	30-39	40-49	50+	Lg	KO	TB	
11/17/1996*	Reg	Den	L	0	1	0.0	0	0	0-0	0-0	0-0	0-1	0-0	-	2	0	
10/6/1997*	Reg	@Den	L	2	2	100.0	1	1	0-0	1-1	0-0	1-1	0-0	49	3	1	
9/7/1998*	Reg	@Den	L	0	2	0.0	3	3	0-0	0-0	0-2	0-0	0-0	-	3	0	
10/24/1999*	Reg	Den	W	1	1	100.0	3	3	0-0	1-1	0-0	0-0	0-0	28	5	0	
10/1/2000*	Reg	@Den	W	0	0	-	4	4	0-0	0-0	0-0	0-0	0-0	-	5	2	
10/28/2001*	Reg	@Den	L	2	2	100.0	2	2	0-0	1-1	0-0	1-1	0-0	44	5	2	
10/27/2002*	Reg	Den	L	1	1	100.0	1	1	0-0	1-1	0-0	0-0	0-0	26	4	0	
11/3/2003*	Reg	@Den	W	3	3	100.0	3	3	0-0	1-1	0-0	2-2	0-0	46	7	0	
10/16/2005*	Reg	@Den	L	2	3	66.7	2	2	0-0	0-0	2-2	0-0	0-1	39	5	3	
1/14/2006	Div	@Den	L	2	3	66.7	1	1	0-0	0-0	1-1	1-2	0-0	40	4	0	
10/29/2006	Reg	@Den	W	4	4	100.0	2	2	0-0	0-0	2-2	2-2	0-0	48	8	5	
9/30/2007	Reg	Den	W	1	1	100.0	5	5	0-0	1-1	0-0	0-0	0-0	22	7	2	
9/26/2010	Reg	@Den	W	2	2	100.0	3	3	0-0	0-0	2-2	0-0	0-0	38	0	0	
10/20/2013	Reg	Den	W	3	3	100.0	4	4	0-0	1-1	0-0	1-1	1-1	52	0	0	
9/7/2014	Reg	@Den	L	1	1	100.0	3	3	0-0	1-1	0-0	0-0	0-0	25	0	0	
1/11/2015	Div	@Den	W	1	2	50.0	3	3	0-0	0-0	1-1	0-1	0-0	30	0	0	
11/8/2015	Reg	Den	W	2	2	100.0	3	3	0-0	0-0	0-0	1-1	1-1	55	0	0	
9/18/2016	Reg	@Den	L	2	2	100.0	2	2	0-0	0-0	0-0	1-1	1-1	52	0	0	
*NE		Totals		9-9	29	35	82.9	45	45	0-0	8-8	8-10	10-13	3-4	55	58	15

RETURNING

JACK DOYLE

Date	Rnd	Opponent	W/L	PR	FC	Yds	Avg	Lg	TD	KR	Yds	Avg	Lg	TD
10/20/2013	Reg	Den	W	-	-	-	-	-	-	-	-	-	-	-
9/7/2014	Reg	@Den	L	-	-	-	-	-	-	-	-	-	-	-
1/11/2015	Div	@Den	W	-	-	-	-	-	-	-	-	-	-	-
11/8/2015	Reg	Den	W	0	0	0	-	-	0	1	10	10.0	10	0
9/18/2016	Reg	@Den	L	-	-	-	-	-	-	-	-	-	-	-
		Totals		3-2	0	0	0	-	0	1	10	10.0	10	0

T.Y. HILTON

Date	Rnd	Opponent	W/L	PR	FC	Yds	Avg	Lg	TD	KR	Yds	Avg	Lg	TD
10/20/2013	Reg	Den	W	3	3	35	11.7	15	0	0	0	-	-	0
9/7/2014	Reg	@Den	L	-	-	-	-	-	-	-	-	-	-	-
1/11/2015	Div	@Den	W	-	-	-	-	-	-	-	-	-	-	-
11/8/2015	Reg	Den	W	-	-	-	-	-	-	-	-	-	-	-
9/18/2016	Reg	@Den	L	-	-	-	-	-	-	-	-	-	-	-
		Totals		3-2	3	35	11.7	15	0	0	0	-	-	0

DEFENSE

KAMAR AIKEN

Date	Rnd	Opponent	W/L	GP/GS	Tot	Tack	Asst	Sack	Yds	Int	Yds	TD	QBH	TFL	FF	FR	PD	SpTk	SpA
12/24/2011*	Reg	Den	W	1/0	0	0	0	0.0	0	0	0	0	0	0	0	0	0	1	0
9/13/2015#	Reg	@Den	L	1/1	-	-	-	0.0	-	0	-	-	-	-	-	-	-	-	-
*BUF; #BAL		Totals	1-1	2/1	0	0	0	0.0	0	0	0	0	0	0	0	0	0	1	0

JON BOSTIC

Date	Rnd	Opponent	W/L	GP/GS	Tot	Tack	Asst	Sack	Yds	Int	Yds	TD	QBH	TFL	FF	FR	PD	SpTk	SpA
11/29/2015*	Reg	@Den	L	1/0	0	0	0	0.0	0	0	0	0	0	0	0	0	0	0	0
*NE		Totals	0-1	1/0	0	0	0	0.0	0	0	0	0	0	0	0	0	0	0	0

DARIUS BUTLER

Date	Rnd	Opponent	W/L	GP/GS	Tot	Tack	Asst	Sack	Yds	Int	Yds	TD	QBH	TFL	FF	FR	PD	SpTk	SpA
10/11/2009*	Reg	@Den	L	1/0	1	1	0	0.0	0	0	0	0	0	0	0	0	0	0	0
10/20/2013	Reg	Den	W	1/1	5	4	1	0.0	0	0	0	0	0	0	0	0	3	0	0
9/7/2014	Reg	@Den	L	1/0	4	4	0	0.0	0	0	0	0	0	0	0	0	1	0	0
1/11/2015	Div	@Den	W	1/0	2	2	0	0.0	0	0	0	0	0	1	0	0	1	0	0
11/8/2015	Reg	Den	W	1/0	2	2	0	0.0	0	1	0	0	0	0	0	0	1	0	0
9/18/2016	Reg	@Den	L	1/1	1	1	0	0.0	0	1	19	0	0	0	0	0	1	0	0
*NE		Totals	3-3	6/2	15	14	1	0.0	0	2	19	0	0	1	0	0	7	0	0

MATTHIAS FARLEY

Date	Rnd	Opponent	W/L	GP/GS	Tot	Tack	Asst	Sack	Yds	Int	Yds	TD	QBH	TFL	FF	FR	PD	SpTk	SpA
9/18/2016	Reg	@Den	L	1/0	1	1	0	0.0	0	0	0	0	0	0	0	0	0	1	0
		Totals	0-1	1/0	1	1	0	0.0	0	0	0	0	0	0	0	0	0	1	0

CLAYTON GEATHERS

Date	Rnd	Opponent	W/L	GP/GS	Tot	Tack	Asst	Sack	Yds	Int	Yds	TD	QBH	TFL	FF	FR	PD	SpTk	SpA
11/8/2015	Reg	Den	W	1/0	0	0	0	0.0	0	0	0	0	0	0	0	0	0	0	0
9/18/2016	Reg	@Den	L	1/1	5	3	2	0.0	0	0	0	0	0	0	0	0	0	0	0
		Totals	1-1	2/1	5	3	2	0.0	0	0	0	0	0	0	0	0	0	0	0

MARGUS HUNT

Date	Rnd	Opponent	W/L	GP/GS	Tot	Tack	Asst	Sack	Yds	Int	Yds	TD	QBH	TFL	FF	FR	PD	SpTk	SpA
12/22/2014*	Reg	Den	W	1/0	0	0	0	0.0	0	0	0	0	0	0	0	0	0	0	0
12/28/2015*	Reg	@Den	L	1/0	0	0	0	0.0	0	0	0	0	0	0	0	0	0	0	0
9/25/2016*	Reg	Den	L	1/0	3	2	1	0.0	0	0	0	0	0	0	0	0	0	0	1
*CIN		Totals	1-2	3/0	3	2	1	0.0	0	0	0	0	0	0	0	0	0	0	1

RASHAAN MELVIN

Date	Rnd	Opponent	W/L	GP/GS	Tot	Tack	Asst	Sack	Yds	Int	Yds	TD	QBH	TFL	FF	FR	PD	SpTk	SpA
11/29/2015*	Reg	@Den	L	1/0	1	1	0	0.0	0	0	0	0	0	0	0	0	0	0	0
9/18/2016	Reg	@Den	L	1/1	3	3	0	0.0	0	0	0	0	0	0	0	0	0	0	0
*NE		Totals	0-2	2/1	4	4	0	0.0	0	0	0	0	0	0	0	0	0	0	0

BARKEVIOUS MINGO

Date	Rnd	Opponent	W/L	GP/GS	Tot	Tack	Asst	Sack	Yds	Int	Yds	TD	QBH	TFL	FF	FR	PD	SpTk	SpA
10/18/2015*	Reg	Den	L	1/0	1	0	1	0.0	0	1	7	0	0	0	0	0	1	0	0
12/18/2016#	Reg	@Den	W	1/0	0	0	0	0.0	0	0	0	0	0	0	0	0	0	1	0
*CLE; #NE		Totals	1-1	2/0	1	0	1	0.0	0	1	7	0	0	0	0	0	1	1	0

ANTONIO MORRISON

Date	Rnd	Opponent	W/L	GP/GS	Tot	Tack	Asst	Sack	Yds	Int	Yds	TD	QBH	TFL	FF	FR	PD	SpTk	SpA
9/18/2016	Reg	@Den	L	1/0	0	0	0	0.0	0	0	0	0	0	0	0	0	0	0	0
		Totals	0-1	1/0	0	0	0	0.0	0	0	0	0	0	0	0	0	0	0	0

HASSAN RIDGEWAY

Date	Rnd	Opponent	W/L	GP/GS	Tot	Tack	Asst	Sack	Yds	Int	Yds	TD	QBH	TFL	FF	FR	PD	SpTk	SpA
9/18/2016	Reg	@Den	L	1/0	2	1	1	0.0	0	0	0	0	0	0	0	0	0	0	0
		Totals	0-1	1/0	2	1	1	0.0	0	0	0	0	0	0	0	0	0	0	0

CAREER STATS VS. BRONCOS

DEFENSE

JABAAL SHEARD

Date	Rnd	Opponent	W/L	GP/GS	Tot	Tack	Asst	Sack	Yds	Int	Yds	TD	QBH	TFL	FF	FR	PD	SpTk	SpA
12/23/2012*	Reg	@Den	L	1/1	7	5	2	0.0	0	0	0	0	0	0	0	0	0	0	0
11/29/2015#	Reg	@Den	L	1/0	0	0	0	0.0	0	0	0	0	1	0	0	0	1	0	0
1/24/2016#	Conf	@Den	L	1/0	6	5	1	0.0	0	0	0	0	0	1	0	0	0	0	0
12/18/2016#	Reg	@Den	W	1/0	4	1	3	1.0	6	0	0	0	2	1	0	0	0	0	0
*CLE; #NE		Totals	1-3	4/1	17	11	6	1.0	6	0	0	0	3	2	0	0	1	0	0

ADAM VINATIERI

Date	Rnd	Opponent	W/L	GP/GS	Tot	Tack	Asst	Sack	Yds	Int	Yds	TD	QBH	TFL	FF	FR	PD	SpTk	SpA
11/17/1996*	Reg	Den	L	1/0	-	-	-	0.0	-	0	-	-	-	-	-	-	-	-	-
10/6/1997*	Reg	@Den	L	1/0	-	-	-	0.0	-	0	-	-	-	-	-	-	-	-	-
9/7/1998*	Reg	@Den	L	1/0	0	0	0	0.0	0	0	0	0	-	-	0	0	0	1	0
10/24/1999*	Reg	Den	W	1/0	-	-	-	0.0	-	0	-	-	-	-	-	-	-	-	-
10/1/2000*	Reg	@Den	W	1/0	-	-	-	0.0	-	0	-	-	-	-	-	-	-	-	-
10/28/2001*	Reg	@Den	L	1/0	-	-	-	0.0	-	0	-	-	-	-	-	-	-	-	-
10/27/2002*	Reg	Den	L	1/0	-	-	-	0.0	-	0	-	-	-	-	-	-	-	-	-
11/3/2003*	Reg	@Den	W	1/0	-	-	-	0.0	-	0	-	-	-	-	-	-	-	-	-
10/16/2005*	Reg	@Den	L	1/0	-	-	-	0.0	-	0	-	-	-	-	-	-	-	-	-
1/14/2006*	Div	@Den	L	1/0	-	-	-	0.0	-	0	-	-	-	-	-	-	-	-	-
10/29/2006	Reg	@Den	W	1/0	-	-	-	0.0	-	0	-	-	-	-	-	-	-	-	-
9/30/2007	Reg	Den	W	1/0	-	-	-	0.0	-	0	-	-	-	-	-	-	-	-	-
9/26/2010	Reg	@Den	W	1/0	-	-	-	0.0	-	0	-	-	-	-	-	-	-	-	-
10/20/2013	Reg	Den	W	1/0	-	-	-	0.0	-	0	-	-	-	-	-	-	-	-	-
9/7/2014	Reg	@Den	L	1/0	-	-	-	0.0	-	0	-	-	-	-	-	-	-	-	-
1/11/2015	Div	@Den	W	1/0	-	-	-	0.0	-	0	-	-	-	-	-	-	-	-	-
11/8/2015	Reg	Den	W	1/0	-	-	-	0.0	-	0	-	-	-	-	-	-	-	-	-
9/18/2016	Reg	@Den	L	1/0	-	-	-	0.0	-	0	-	-	-	-	-	-	-	-	-
*NE		Totals	9-9	18/0	0	0	0	0.0	0	0	0	0	0	0	0	0	0	1	0

D.J. WHITE

Date	Rnd	Opponent	W/L	GP/GS	Tot	Tack	Asst	Sack	Yds	Int	Yds	TD	QBH	TFL	FF	FR	PD	SpTk	SpA
11/27/2016*	Reg	@Den	W	1/0	0	0	0	0.0	0	0	0	0	0	0	0	0	0	0	0
12/25/2016*	Reg	Den	W	1/0	0	0	0	0.0	0	0	0	0	0	0	0	0	0	0	0
*KC		Totals	2-0	2/0	0	0	0	0.0	0	0	0	0	0	0	0	0	0	0	0

AL WOODS

Date	Rnd	Opponent	W/L	GP/GS	Tot	Tack	Asst	Sack	Yds	Int	Yds	TD	QBH	TFL	FF	FR	PD	SpTk	SpA
9/9/2012*	Reg	@Den	L	1/0	0	0	0	0.0	0	0	0	0	0	0	0	0	0	0	0
12/11/2016#	Reg	Den	W	1/1	1	1	0	0.0	0	0	0	0	0	0	0	0	0	0	0
*PIT; #TEN		Totals	1-1	2/1	1	1	0	0.0	0	0	0	0	0	0	0	0	0	0	0

MILESTONES REACHED IN 2017**INDIANAPOLIS COLTS**

- In Week 3 vs. Cleveland, the Colts earned their first victory of the season after defeating the Browns, 31-28.

COLTS DEFENSE

- In Week 2 vs. Arizona, the game marked the first time the Colts defense recorded 4.0 sacks and one interception dating back to a Week 15 win at Minnesota in 2016 (5.0 sacks and one interception).
- In Week 6 at Tennessee, outside linebacker John Simon registered his first career interception which he returned for a 26-yard touchdown. Simon's touchdown was the first defensive score for the team since Robert Mathis returned a fumble for a touchdown at Tennessee on Oct. 23, 2016. It was the first pick-six for the team since Jerrell Freeman's 23-yard return on Jan. 3, 2016 against the Titans.
- In Week 8 at Cincinnati, Indianapolis' defense held the Bengals to 53 rushing yards (2.8 average per carry), which was a season low for an opponent.
- In Week 9 at Houston, the Texans finished the contest with 194 net passing yards, which was the lowest total for a Colts opponent this season and the lowest dating back to Dec. 11, 2016 vs. Houston (131).
- In Week 12 vs. Tennessee, the Colts defense held the Titans to nine net rushing yards in the first half of play. It was the lowest total for Tennessee this season and the lowest first half total for a Colts opponent dating back to Oct. 7, 2007, when they held Tampa Bay to six net rushing yards in the first half. Indianapolis recorded two interceptions in the second quarter marking the first time the team intercepted two passes in the first half of play dating back to Nov. 16, 2014 against New England.

COLTS OFFENSE

- In Week 2 vs. Arizona, running back Frank Gore gave Indianapolis a 7-0 lead with his five-yard touchdown on the team's opening offensive possession of the game. It was the first touchdown for the Colts on the first drive of a game dating back to Week 13 of the 2016 season at the New York Jets.
- In Week 3 vs. Cleveland, the Colts scored touchdowns in four consecutive drives in the first half. The last time Indianapolis scored touchdowns on four consecutive possessions came on December 9, 2007, in a 44-20 victory against Baltimore. The Colts scored 28 points in the first half, the highest total for the team in the first half of a single game dating back to September 21, 2014, in a win against Jacksonville (30 points). Dating back to Dec. 18, 2016, the Colts scored a rushing touchdown in six consecutive games. The streak is the longest for the team dating back to Dec. 30, 2012 – Oct. 6, 2013.
- In Week 4 at Seattle, running back Robert Turbin tallied a rushing touchdown in the second quarter. It marked the seventh-consecutive game that the Colts have recorded a rushing score, which is the longest streak for the team dating back to Dec. 31, 2006 – Nov. 4, 2007 (nine straight games).
- In Week 5 vs. San Francisco, following Marlon Mack's third quarter rushing touchdown, Indianapolis increased its streak of consecutive games with at least one rushing touchdown to eight. It is the longest streak for the team dating back to Dec. 31, 2006 – Nov. 4, 2007 (nine straight games).
- In Week 14 at Buffalo, the Colts opened the game with 17 consecutive rushes and finished with 46 rushing attempts for 163 yards. The team's 46 attempts are the most in a game dating back to Dec. 7, 1997 against the New York Jets and the 163 yards are the most for Indianapolis in a game this season.

COLTS SPECIAL TEAMS

- In Week 8 at Cincinnati, defensive tackle Henry Anderson blocked a Bengals 34-yard field goal in the first quarter to keep Cincinnati's lead to 3-0. It was Indianapolis' first field goal block dating back to Nov. 24, 2013 (Sergio Brown at Arizona).
- In Week 10 vs. Pittsburgh, defensive end Margus Hunt blocked a Steelers extra point in the third quarter to preserve a 17-9 Colts lead. It was the second blocked kick for the team this season.

DT-HENRY ANDERSON

- In Week 8 at Cincinnati, he accumulated seven tackles (five solo), 1.0 sack, 3.0 tackles for loss, one quarterback hit and blocked a field goal. Anderson blocked a Bengals 34-yard field goal in the first quarter to keep Cincinnati's lead to 3-0. It was Indianapolis' first field goal block dating back to Nov. 24, 2013 (Sergio Brown at Arizona). Anderson added his second sack of the season and the third of his career when he brought down Andy Dalton for an eight-yard loss in the fourth quarter.

OLB-TARELL BASHAM

- In Week 8 at Cincinnati, he finished with two tackles, 1.0 sack and two quarterback hits. Basham recorded his first career sack in the fourth quarter when he brought down Andy Dalton for a 14-yard loss.
- In Week 13 at Jacksonville, he contributed with one tackle and one sack-forced fumble. Basham posted his second sack of the season and forced his first career fumble on the play when he stripped Blake Bortles for an eight-yard loss in the second quarter.

G-DEYSHAWN BOND

- In Week 1 at the Los Angeles Rams, he registered his first career start at center in his first NFL game.

ILB-JON BOSTIC

- In Week 3 vs. Cleveland, he led the team with 10 tackles (eight solo) while adding 1.0 tackle for loss and one pass defensed.
- In Week 4 at Seattle, he led the team with 12 tackles (five solo).
- In Week 5 vs. San Francisco, he shared the team lead in tackles (seven) with Antonio Morrison and Jabaal Sheard.
- In Week 8 at Cincinnati, he tied for the team lead with eight tackles (three solo) and added 1.0 sack, 2.0 tackles for loss and one fumble recovery. Bostic recovered a Bengals fumble in the third quarter. The recovery was the second of his career. Bostic was credited with a sack in the fourth quarter when he forced Andy Dalton out of bounds for a three-yard loss. It was the third sack of his career and his first since the 2013 season.
- In Week 10 vs. Pittsburgh, he tied Antonio Morrison for the team lead with nine tackles. Bostic also added 1.0 tackle for loss.
- In Week 12 vs. Tennessee, he led the team with 11 tackles (five solo).

WR-QUAN BRAY

- In Week 6 at Tennessee, he returned five kickoffs for 157 yards. Bray's 60-yard return in the fourth quarter tied his career long, which was previously set at Pittsburgh on Dec. 6, 2015.

QB-JACOBY BRISSETT

- In Week 2 vs. Arizona, he completed 20-of-37 passes for 216 yards and one interception in his first start as a member of the Colts.
- In Week 3 vs. Cleveland, he completed 17-of-24 passes (70.8 percent) for 259 yards and one touchdown for a 120.0 passer rating. Brissett also added five rushes for 14 yards and two rushing

MILESTONES REACHED IN 2017

scores. He became the first Colts quarterback since Andrew Luck in 2012 (vs. Cleveland 10/21/12 and at Jacksonville 11/8/12) to rush for multiple touchdowns in a single game. Brissett also became the first Colts quarterback to rush for two touchdowns and throw for one touchdown in a single game dating back to October 20, 1974, when Bert Jones accomplished the feat.

- In Week 4 at Seattle, he completed 16-of-29 passes for 157 yards, one touchdown and one interception. Brissett logged his second career touchdown pass on an 18-yard connection with Donte Moncrief in the second quarter.

- In Week 5 vs. San Francisco, he completed 22-of-34 passes for 314 yards and one interception for an 82.2 passer rating. He also rushed eight times for 14 yards and one touchdown. Brissett threw his longest career pass in the fourth quarter when he found T.Y. Hilton for a 63-yard gain. His 20 completions and 314 passing yards were both single-game career highs.

- In Week 6 at Tennessee, he completed 21-of-37 passes for 212 yards and one touchdown for an 82.3 passer rating. Brissett tied a career-high with 37 passing attempts, which he previously set in Week 2 against Arizona.

- In Week 8 at Cincinnati, he completed 25-of-39 passes for 233 yards, two touchdowns and one interception for an 86.8 passer rating. It marked Brissett's first career game with multiple touchdown passes.

- In Week 9 at Houston, he completed 20-of-30 passes for 308 yards, two touchdowns and no interceptions for a single-game career-best 122.6 passer rating. Brissett gave the Colts a 17-7 advantage with his 80-yard touchdown throw to Hilton in the third quarter. The throw marked his longest career pass. It was also the longest pass for a Colts quarterback dating back to Andrew Luck's 87-yard touchdown against New Orleans on Oct. 25, 2015.

- In Week 10 vs. Pittsburgh, he completed 14-of-24 passes for 222 yards, two touchdowns and one interception for a 99.7 passer rating. Brissett recorded two touchdown throws in three consecutive games. He threw his second touchdown of the game on a 61-yard connection to Chester Rogers on the team's first drive of the third quarter.

S-DARIUS BUTLER

- In Week 8 at Cincinnati, he totaled three tackles and one forced fumble. Butler forced a fumble in the third quarter, which was recovered by teammate Jon Bostic. It was Butler's eighth career forced fumble.

T-ANTHONY CASTONZO

- In Week 12 vs. Tennessee, he started and played in his 100th career game.

TE-DARRELL DANIELS

- In Week 4 at Seattle, he made his first career NFL start.

CB-PIERRE DESIR

- In Week 10 vs. Pittsburgh, he totaled eight tackles (six solo), one interception and two passes defended. On Pittsburgh's first drive of the game, Desir notched his first career interception when he picked off Ben Roethlisberger on a deep pass intended for Martavis Bryant.

TE-JACK DOYLE

- In Week 2 vs. Arizona, he led the team in receiving with eight catches for 79 yards. His receiving total set a new single-game career-high, while his eight receptions were one shy of his single-game best.

- In Week 6 at Tennessee, he led the Colts with seven receptions totaling 50 yards with one touchdown. Doyle gave the Colts a 10-6 lead in the second quarter with his first touchdown reception of the season. Three of Doyle's nine career touchdown catches have come against the Titans.

- In Week 8 at Cincinnati, he set single-game career highs in receptions (12) and receiving yards (121) while adding one touchdown. Doyle's 121 receiving yards were the most for a Colts tight end in a game since Coby Fleener finished with 127 against Washington on Nov. 30, 2014. His 12 receptions are tied with Dallas Clark (Dec. 14, 2008) for the second-most in a single game by a Colts tight end in franchise history.

- In Week 9 at Houston, he led the team with eight receptions totaling 63 yards.

- In Week 12 vs. Tennessee, he led the team in receiving with seven catches for 94 yards.

- In Week 13 at Jacksonville, he caught three passes for 16 yards. With three receptions, Doyle set a new single-season career-high in catches (62), which ranks as the fourth-most for a tight end in Colts history in a single year.

- In Week 14 at Buffalo, he caught two passes for four yards and one touchdown. Doyle's three-yard touchdown reception from Jacoby Brissett with 1:16 remaining in the fourth quarter sent the game to overtime.

C-ANTHONY FABIANO

- In Week 14 at Buffalo, he logged his first career start as a member of the Colts and the second of his career.

S-MATTHIAS FARLEY

- In Week 1 at the Los Angeles Rams, he registered his first career start and led the team with a career-high 10 tackles (eight solo).

- In Week 2 vs. Arizona, he tied with cornerback Rashaan Melvin for the team lead with seven tackles and two passes defended.

- In Week 4 at Seattle, he ranked second on the team with 10 tackles (four solo) and added one interception and one pass defended. Farley intercepted his first career pass at the 3:41 mark of the second quarter.

- In Week 9 at Houston, he led the team with eight tackles (six solo) and added one pass defended.

- In Week 13 at Jacksonville, he led the team with seven tackles (five solo) in addition to one quarterback hit.

- In Week 14 at Buffalo, he led the team with nine tackles (seven solo) while adding 1.0 tackle for loss, one pass defended and one interception. Farley's fourth quarter interception was his second of the season and stalled a potential Bills scoring drive, bringing the game to overtime.

ILB-JEREMIAH GEORGE

- In Week 2 vs. Arizona, he registered his first career start at MIKE linebacker and finished with five tackles (four solo) and 1.0 tackle for loss.

- In Week 5 vs. San Francisco, he recorded three tackles, half a sack and one quarterback hit. George split half a sack with Jabaal Sheard, which marked his first career quarterback take-down.

RB-FRANK GORE

- In Week 1 at the Los Angeles Rams, he led the team in rushing with 10 carries for 42 yards while adding one reception for 10 yards. Gore surpassed Thurman Thomas (16,532) for the ninth most yards from scrimmage in NFL history.

- In Week 2 vs. Arizona, he tallied 14 carries for 46 yards and one

MILESTONES REACHED IN 2017

touchdown. Gore became the sixth player in NFL history with 75-plus career rushing touchdowns and 15-plus career receiving touchdowns.

- In Week 3 vs. Cleveland, he tallied 25 carries for 57 yards and one touchdown. With 25 carries, Gore passed Eric Dickerson (2,996) for the ninth-most rushes in NFL history. The rushing touchdown was the 76th of his career and his second of the season. Gore became the ninth player in NFL history to register 3,000-plus career carries.

- In Week 4 at Seattle, he tallied 12 carries for 46 yards and added three receptions for 34 yards. With 12 carries, Gore passed Marcus Allen (3,022) for the eighth most rushes in NFL history.

- In Week 5 vs. San Francisco, he tallied 14 carries for 48 yards and added three catches for 38 yards with a long reception of 26 yards. With 14 carries, Gore passed Edgerrin James (3,028) for the seventh most carries in NFL history. On his first rush of the game, a nine-yard carry, he passed Eric Dickerson (13,259) for seventh on the league's all-time rushing yardage list.

- In Week 8 at Cincinnati, he tallied 16 carries for a season-high 82 yards and added four receptions for 19 yards. Gore became the first running back to start 100 consecutive games since Curtis Martin totaled 119 straight starts from 1998-2005. He finished the game with 101 yards from scrimmage and became the ninth player in NFL history to top 17,000 career scrimmage yards. With his fourth carry of the game in the second quarter, Gore passed Barry Sanders (3,062) for the sixth-most carries in NFL history.

- In Week 12 vs. Tennessee, he tallied 17 carries for 62 yards and one touchdown while adding two catches for 17 yards. Gore gave the Colts a 13-6 lead in the second quarter with his 14-yard touchdown run. With the score, he tied Tony Dorsett (77) for the 22nd most rushing touchdowns in NFL history.

- In Week 13 at Jacksonville, he tallied 13 carries for 61 yards. With 61 rushing yards, Gore passed Jerome Bettis (13,662) for the sixth most and LaDainian Tomlinson (13,684) for the fifth most rushing yards in NFL history. With 61 yards from scrimmage, he topped 800-plus yards from scrimmage in 12 consecutive seasons (2006-2017), the most of any active player. Gore is tied with Warrick Dunn (1997-2008), Walter Payton (1975-1986) and Jerry Rice (1985-1996) for the second-longest streak in NFL history behind Emmitt Smith (1990-2002) who topped 800-plus yards from scrimmage in 13 consecutive seasons.

- In Week 14 at Buffalo, he tallied 36 carries for 130 yards and added one reception for 10 yards. Gore's 36 rushing attempts set a new single-game career high and tied for the third-most attempts by a Colts running back in franchise history. His 130 rushing yards are his most in a game dating back to Dec. 28, 2014 against Arizona. The total is also the most for a Colts running back since Dec. 18, 2011 when Donald Brown finished with 161 against Tennessee. With 130 rushing yards, Gore tied O.J. Simpson (42) for the 16th-most 100-yard games in NFL history. With 140 scrimmage yards, he passed Curtis Martin (17,430) for the eighth-most scrimmage yards in NFL history.

S-T.J. GREEN

- In Week 1 at the Los Angeles Rams, he registered his first career start at cornerback.

CB-NATE HAIRSTON

- In Week 2 vs. Arizona, he registered his first career start at cornerback and tallied four solo tackles, 1.0 tackle for loss and 1.0 sack. Hairston notched his first career sack when he brought down Carson Palmer for a six-yard loss in the third quarter.

- In Week 4 at Seattle, he posted six tackles (three solo) and 1.0 sack which went for a safety. Hairston's safety was the team's

first dating back to Dec. 27, 2015 in a win against Miami. He has recorded 2.0 sacks in his last three games.

- In Week 12 vs. Tennessee, he finished with five tackles (three solo), one interception and two passes defended. Hairston intercepted his first career pass in the second quarter.

DT-JOHNATHAN HANKINS

- In Week 4 at Seattle, he registered four tackles, 1.0 sack and two quarterback hits. Hankins recorded his first sack as a member of the Colts when he dropped Russell Wilson for a three-yard loss in the third quarter.

- In Week 14 at Buffalo, he set a new single-game best in tackles (eight).

WR-T.Y. HILTON

- In Week 3 vs. Cleveland, he caught seven passes for 153 yards and one touchdown. With 153 receiving yards, Hilton passed Lenny Moore (6,039) for the fourth most receiving yards in franchise history. The 100-yard receiving performance was the 25th of his career, which ranks third in franchise history. Hilton topped 145 receiving yards in the first half, which is the third-highest total in franchise history for a first half. He holds the first half record when he recorded 156 yards on Oct. 9, 2014.

- In Week 5 vs. San Francisco, he led the team in receiving with seven catches for 177 yards (25.3 avg.). His yardage total was the third highest of any game in his career (regular or post-season) and the second most for a regular season game. The 100-yard receiving performance was the 26th of Hilton's career, which ranks third in franchise history.

- In Week 9 at Houston, he caught five passes for 175 yards and two touchdowns. Hilton's receiving yardage total was the third highest for a regular season game in his career. Two of Hilton's top three receiving yardage performances have come this season (Week 5 vs. San Francisco, 177). He also tied with Antonio Brown for the most 150-yard receiving performances in the NFL this season with three. It marked Hilton's seventh career multiple touchdown game. He also topped the 100-yard mark for the 27th time in his career.

- In Week 12 vs. Tennessee, he caught two passes for 15 yards and passed Bill Brooks (411) for the fifth most receptions in franchise history.

- In Week 13 at Jacksonville, he caught three passes for 51 yards and one touchdown. It was his fourth touchdown of the season.

S-MALIK HOOKER

- In Week 2 vs. Arizona, he registered his first career start at free safety and compiled two tackles (one solo), one interception and one pass defended.

- In Week 3 vs. Cleveland, he posted three tackles, one interception and one pass defended. With his fourth quarter interception, Hooker became the first Colts rookie since Jason David in 2004 to pick off passes in back-to-back games.

- In Week 4 at Seattle, he notched three tackles, one interception and one pass defended. With his third quarter interception, Hooker became the first Colts rookie to intercept at least one pass in three consecutive games dating back to 1984 when Eugene Daniel accomplished the feat from Weeks 13-15.

DE-MARGUS HUNT

- In Week 1 at the Los Angeles Rams, he logged two tackles, 1.0 tackle for loss, 1.0 sack and two quarterback hits. Hunt's sack at the beginning of the fourth quarter was the first of the season for the Colts.

- In Week 10 vs. Pittsburgh, he earned his first start of the season

MILESTONES REACHED IN 2017

at defensive end and contributed with one tackle and a blocked extra point. Hunt blocked a Steelers extra point in the third quarter to preserve a 17-9 Colts lead. It was the second blocked kick for the team this season and the fourth block of Hunt's career.

- In Week 14 at Buffalo, he set a new single-game best in tackles (seven).

RB-MARLON MACK

- In Week 1 at the Los Angeles Rams, he had 10 carries for 24 yards and one touchdown and added one reception for 21 yards. Mack posted the team's first touchdown of the season and the first of his career at the 11:32 mark of the fourth quarter when he found the end zone on a three-yard rush.

- In Week 5 vs. San Francisco, he tallied his best rushing performance of the season with nine carries for 91 yards and one touchdown and contributed with one catch for two yards. Mack's 22-yard touchdown in the third quarter was the second of his career. He recorded a 35-yard rush in overtime, which set up the eventual game-winning 51-yard field goal from Adam Vinatieri. It was the longest rush of the game from either team. Mack's 91 rushing yards were the most for a Colts rookie running back since Dec. 16, 2012 when Vick Ballard totaled 105 at Houston.

- In Week 8 at Cincinnati, he finished with 11 carries for 27 yards and contributed with three receptions for 36 yards and one touchdown. Mack registered his first touchdown reception of his career.

CB-RASHAAN MELVIN

- In Week 2 vs. Arizona, he tied safety Matthias Farley for the team lead with seven tackles and two passes defended.

- In Week 3 vs. Cleveland, he totaled two solo tackles, two interceptions and four passes defended. Melvin became the first Colts player to intercept at least two passes in a game since Mike Adams on October 8, 2015. His four passes defended led the team and marked a single-game career-high.

- In Week 12 vs. Tennessee, he intercepted his third pass of the season in the second quarter.

OLB-BARKEVIOUS MINGO

- In Week 8 at Cincinnati, he posted five tackles (three solo), one quarterback hit, one forced fumble and a fumble recovery on a muffed punt.

- In Week 9 at Houston, he finished with seven stops (five solo) and one fumble recovery.

- In Week 14 at Buffalo, he finished with four tackles (three solo), one forced fumble and one fumble recovery. Mingo forced and recovered a fumble in the third quarter, which was the first turnover of the game. It was Mingo's second forced fumble of the season and third fumble recovery of the year.

WR-DONTE MONCRIEF

- In Week 4 at Seattle, he caught three passes for 30 yards and one touchdown. Moncrief caught a touchdown in four of his last five road contests.

- In Week 6 at Tennessee, he finished with season highs in receptions (five) and receiving yards (67).

- In Week 10 vs. Pittsburgh, he caught one pass for a 60-yard touchdown. Moncrief gave the Colts a 7-0 lead with his touchdown reception in the second quarter. It was his second touchdown of the season and the 18th of his career.

ILB-ANTONIO MORRISON

- In Week 5 vs. San Francisco, he shared the team lead in tackles (seven) with Jon Bostic and Jabaal Sheard.

- In Week 10 vs. Pittsburgh, he tied Jon Bostic for the team lead with nine tackles.

DT-HASSAN RIDGEWAY

- In Week 2 vs. Arizona, he compiled one tackle, 1.0 tackle for loss and 1.0 sack. Ridgeway netted the team's fourth sack of the game and sack number 2.5 of his career when he dropped Carson Palmer for a four-yard loss in the fourth quarter.

- In Week 10 vs. Pittsburgh, he compiled two tackles, 1.0 sack and two quarterback hits. Ridgeway logged his second sack of the season when he brought down Ben Roethlisberger for an eight-yard loss in the first quarter.

WR-CHESTER ROGERS

- In Week 10 vs. Pittsburgh, he led the team with six receptions for 104 yards and one touchdown. Rogers gave the Colts a 17-3 lead with his 61-yard touchdown reception to open the third quarter. The touchdown was the first of his career and the catch was the longest of his career. The 100-yard game was the first of Rogers' career.

OLB-JABAAL SHEARD

- In Week 4 at Seattle, he posted seven tackles (five solo), 1.0 sack and two quarterback hits. Sheard logged his first sack as a member of the Colts in the first quarter when he brought down Russell Wilson for a three-yard loss.

- In Week 5 vs. San Francisco, he compiled seven tackles (four solo), 1.5 sacks and 2.0 tackles for loss. He shared the team lead in tackles with Jon Bostic and Antonio Morrison.

- In Week 9 at Houston, he compiled four tackles (three solo), 2.0 sacks, two forced fumbles and four quarterback hits. Sheard logged sack number 3.5 on the season and forced a fumble on the play when he brought down Tom Savage for a six-yard loss in the second quarter. Sheard then clinched the win for the Colts when he sacked Savage on the last play of the game and forced a fumble. The ball was recovered by Barkevious Mingo as the clock hit 0:00.

OLB-JOHN SIMON

- In Week 2 vs. Arizona, he finished with five tackles (four solo), 1.0 tackle for loss, 1.0 sack and three quarterback hits. Simon recorded his first sack as a member of the Colts and the 11th of his career when he dropped Carson Palmer on Arizona's opening offensive drive.

- In Week 3 vs. Cleveland, he recorded six tackles (four solo), 1.0 sack, 2.0 tackles for loss and four quarterback hits.

- In Week 6 at Tennessee, he led the team with a career-high 11 tackles (six solo) while adding 1.0 sack and his first career interception which he returned for a 26-yard touchdown. It was also his first career touchdown. Simon's touchdown was the first defensive score for the team since Robert Mathis returned a fumble for a touchdown at Tennessee on Oct. 23, 2016. It was the first pick-six for the team since Jerrell Freeman's 23-yard return on Jan. 3, 2016 against the Titans.

RB-ROBERT TURBIN

- In Week 4 at Seattle, he totaled six carries for eight yards and one touchdown.

K-ADAM VINATIERI

- In Week 1 at the Los Angeles Rams, he converted a 20-yard field goal in the first quarter and tied Morten Andersen (176) for the most field goals made from 20-29 yards in NFL history. The kick also marked his 42nd different stadium having converted at

MILESTONES REACHED IN 2017

least one field goal. The game at Los Angeles Memorial Coliseum was the first of his career at the venue.

- In Week 2 vs. Arizona, he converted two field goals and one PAT for seven points. Vinatieri gave the Colts a 10-0 lead with his 46-yard field goal at the 1:27 mark in the first quarter. He added his second conversion from 29 yards in the fourth quarter to give the team a 13-3 lead. On the kick, he passed Morten Andersen (176) for the most field goals made from 20-29 yards in NFL history.

- In Week 3 vs. Cleveland, he converted one field goal and four PATs for seven points. With the victory, Vinatieri passed Gary Anderson (201) for the second-most career regular season wins in NFL history. George Blanda holds the league record for regular season wins with 209. Vinatieri currently holds the NFL record for the most regular season and postseason wins combined with 222.

- In Week 4 at Seattle, he converted one field goal and one PAT for four points against the Seahawks. After converting his second quarter PAT, Vinatieri has tallied at least one point in 46 different stadiums. The contest at CenturyLink Field was his first career game in Seattle.

- In Week 5 vs. San Francisco, he converted 4-of-4 field goals and two PATs for 14 points. Vinatieri tied Jason Hanson (327) for the fifth-most regular season games played in NFL history. He split the uprights on a 51-yard field goal attempt in overtime to seal the Colts win. It was his 27th career game-winning kick and his 10th career game-winning field goal in overtime (most in NFL history). On the field goal, Vinatieri moved into second place all-time in NFL history in field goals made with 539. With four attempts, he also tied George Blanda (639) for the third most in NFL history. Vinatieri gave the Colts a 3-0 lead with his 52-yard field goal on the team's opening possession of the game. On the kick, he became the third player in NFL history to accumulate 2,400-plus points (Morten Andersen, 2,544 and Gary Anderson 2,434). Vinatieri converted two field goals of 50-plus yards in a single game for the third time in his career (2013 at San Diego and 2016 vs. Chicago).

- In Week 6 at Tennessee, he converted 3-of-3 field goals and one PAT for 10 points. Vinatieri passed Jason Hanson (327) for the fifth-most regular season games played in NFL history. He tied the game at 3-3 with his 36-yard field goal at the 6:45 mark of the first quarter. With the kick, Vinatieri passed George Blanda (639) for the third most field goal attempts in NFL history. He tied the game at 22-22 with his 52-yard field goal conversion at the 7:27 mark in the fourth quarter. Vinatieri is 3-of-3 in field goals from 50-plus yards this season.

- In Week 8 at Cincinnati, he converted 3-of-3 field goals and two PATs for 11 points. Vinatieri tied the game at 3-3 with his 29-yard field goal in the second quarter. He then gave the Colts a 13-10 halftime lead with his 33-yard conversion as time expired in the second quarter. Vinatieri converted a 29-yard field goal in the fourth quarter to give the Colts a 23-17 lead. On the kick, he tied Gary Anderson for the second-most points scored in NFL history with 2,434.

- In Week 9 at Houston, he converted 2-of-2 field goals and two PATs for eight points against the Texans. With his extra point conversion on the team's first touchdown of the game, Vinatieri passed Gary Anderson (2,434) for the second-most points scored in NFL history. Vinatieri gave the Colts a 10-0 lead in the second quarter with his 22-yard field goal. He then converted a 53-yard field goal in the fourth quarter to give Indianapolis a 20-7 lead. Vinatieri is a perfect 4-of-4 on field goals of 50-plus yards this season and is 8-of-10 on kicks of 50-plus yards over the last two years.

T-JEREMY VUJNOVICH

- In Week 1 at the Los Angeles Rams, he registered his first career start at left guard.

TE-BRANDON WILLIAMS

- In Week 4 at Seattle, he caught a career-long 32-yard pass in the first quarter.

CB-QUINCY WILSON

- In Week 2 vs. Arizona, he registered his first career start at cornerback and had two solo tackles and two passes defended.
- In Week 14 at Buffalo, he led the team and set a new single-game career-high with three passes defended.

NT-AL WOODS

- In Week 2 vs. Arizona, he posted two tackles (one solo), 1.0 tackle for loss and 1.0 sack. Woods earned his first sack as a member of the Colts when he tackled Carson Palmer for a seven-yard loss in the second quarter.

TEAM/OFFENSE NOTES
FINISHING STRONG

Since 2010, the Colts have one of the best records in the league over the last four regular season games. Indianapolis is 19-10 (.655) over the final stretch, which ranks fifth.

BEST RECORDS IN THE FINAL FOUR GAMES OF THE REGULAR SEASON, SINCE 2010

Team	W-L Record	Win %
New England Patriots	23-5	.821
Pittsburgh Steelers	22-7	.759
Green Bay Packers	21-8	.724
Carolina Panthers	20-9	.690
Indianapolis Colts	19-10	.655

IRONMEN
RB-FRANK GORE

• Currently ranks first in consecutive games played (109) and consecutive starts (105) among active running backs in the NFL.

Consecutive Regular Season Games Played, Active Players Only Running Backs

Player	Team	Games
Frank Gore	IND	109
Isaiah Crowell	CLE	61
Duke Johnson	CLE	45
DeMarco Murray	TEN	42
James White	NE	36

Consecutive Regular Season Games Started, Active Players Only Running Backs

Player	Team	Games
Frank Gore	IND	105
Isaiah Crowell	CLE	30
Todd Gurley	LAR	29
DeMarco Murray	TEN	29
Jordan Howard	CHI	26

In Week 8 at Cincinnati, Gore became the first running back to start 100 consecutive games since Curtis Martin started 119 straight games from 1998-2005.

DT-JOHNATHAN HANKINS

• Currently ranks tied for fifth in consecutive starts (29) among active defensive tackles in the NFL.

Consecutive Regular Season Games Started, Active Players Only Defensive Tackles

Player	Team	Games
Damon Harrison	NYG	77
Kawann Short	CAR	54
Star Lotulelei	CAR	43
Dontari Poe	ATL	39
Johnathan Hankins	IND	29
Linval Joseph	MIN	29

WR-T.Y. HILTON

• Currently ranks fourth in consecutive starts (35) among active wide receivers in the NFL.

Consecutive Regular Season Games Started, Active Players Only Wide Receivers

Player	Team	Games
Demaryius Thomas	DEN	93
DeAndre Hopkins	HOU	77
Larry Fitzgerald	ARI	49
T.Y. Hilton	IND	35
Jordy Nelson	GB	29

GORE AMONG ELITE IN TDS

In Week 2 vs. Arizona, Colts running back **Frank Gore** recorded his 75th career rushing touchdown. He became just the sixth player in NFL history with 75-plus career rushing touchdowns and 15-plus career receiving touchdowns.

PLAYERS WITH 75-PLUS RUSHING TOUCHDOWNS AND 15-PLUS RECEIVING TOUCHDOWNS, NFL HISTORY

Player	Rush TDs	Rec. TDs
Jim Brown	106	20
Walter Payton	110	15
Marcus Allen	123	21
Marshall Faulk	100	36
LaDainian Tomlinson	145	17
Frank Gore	77	16

CARRYING THE LOAD

In Week 3 vs. Cleveland, Colts running back **Frank Gore** registered 25 rushes for 57 yards and one touchdown. He surpassed 3,000 career carries and became just the ninth player in NFL history to reach that plateau.

MOST RUSHING ATTEMPTS, NFL HISTORY

Rank	Player	Rush Att.
1.	Emmitt Smith	4,409
2.	Walter Payton	3,838
3.	Curtis Martin	3,518
4.	Jerome Bettis	3,479
5.	Frank Gore	3,175
6.	LaDainian Tomlinson	3,174
7.	Barry Sanders	3,062
8.	Edgerrin James	3,028
9.	Marcus Allen	3,022

BRISSETT'S BIG DAY

In Week 3 vs. Cleveland, Indianapolis quarterback **Jacoby Brissett** recorded his second start for the Colts this season and completed 17-of-24 passes (70.8 percent) for 259 yards and one touchdown for a 120.0 passer rating. He also added five rushes for 14 yards and two rushing touchdowns.

Brissett became the first Colts quarterback since Andrew Luck in 2012 (vs. Cleveland 10/21/12 and at Jacksonville 11/8/12) to rush for multiple touchdowns in a single game. He also became the first Colts quarterback to rush for two touchdowns and throw for one touchdown in a single game dating back to October 20, 1974, when Bert Jones accomplished the feat.

BRISSETT THROWING DEEP

Colts quarterback **Jacoby Brissett** ranks second in the league in passing touchdowns of 60+ yards (four) this season.

MOST PASSING TOUCHDOWNS OF 60+ YARDS, 2017 SEASON

Rank	Player	TDs
1.	Alex Smith (KC)	5
2.	Jacoby Brissett (IND)	4
3.	Andy Dalton (CIN)	3
4t.	Five players	2

OFFENSE NOTES

BRISSETT LEADING THE WAY

Colts quarterback **Jacoby Brissett** is tied for the team lead with three rushing touchdowns. He is tied for the sixth-most rushing touchdowns in the NFL among quarterbacks this season.

MOST RUSHING TOUCHDOWNS AMONG QBS, 2017 SEASON

Rank	Player	TDs
1t.	DeShone Kizer (CLE)	5
1t.	Marcus Mariota (TEN)	5
1t.	Josh McCown (NYJ)	5
1t.	Cam Newton (CAR)	5
1t.	Dak Prescott (DAL)	5
6t.	Jacoby Brissett (IND)	3
6t.	C.J. Beathard (SF)	3
6t.	Kirk Cousins (WAS)	3
6t.	Tyrod Taylor (BUF)	3
6t.	Russell Wilson (SEA)	3

HILTON 100-YARD GAMES

Wide receiver **T.Y. Hilton** has registered three 100-yard receiving games this season. In Week 3 vs. Cleveland, he caught seven passes for 153 yards and one touchdown, and in Week 5 vs. San Francisco, he tallied seven receptions for 177 yards. In Week 9 at Houston, he caught five passes for 175 yards and two touchdowns.

The performances marked the 25th, 26th and 27th career 100-yard receiving games for Hilton which ranks third in franchise history.

MOST 100-YARD RECEIVING GAMES, COLTS HISTORY

Rank	Player	Games
1.	Marvin Harrison	59
2.	Reggie Wayne	43
3.	T.Y. Hilton	27

In Week 3 vs. Cleveland, **Hilton** tallied 145 receiving yards in the first half, which is the third highest total in team history for a first half. He also owns the franchise record for most receiving yards in a first half with 156 on 10/9/14 at HOU.

MOST RECEIVING YARDS IN FIRST HALF, COLTS HISTORY

Rank	Player	Game	Yards
1.	T.Y. Hilton	10/9/14 at HOU	156
2.	Marvin Harrison	9/26/99 at SD	154
3.	T.Y. Hilton	9/24/17 vs. CLE	145

HILTON PLAYER OF THE WEEK

Colts wide receiver **T.Y. Hilton** was named the AFC Offensive Player of the Week for Week 9. It marked the first time he had earned the award in his career. Hilton garnered AFC Special Teams Player of the Week recognition as a rookie in 2012 (Week 12).

In the Colts' 20-14 win over the Houston Texans, Hilton caught five passes for 175 yards and two touchdowns. The receiving yardage total was the third highest for a regular season game in his career. The performance marked his 27th career 100-yard receiving game and his seventh career multiple touchdown game. Hilton has compiled 10 career 150+ yard receiving games, which is tied for the fourth most in a player's first six seasons in the NFL.

Hilton was the second Colts player to earn AFC Player of the Week honors this season, joining kicker Adam Vinatieri who was named the AFC Special Teams Player of the Week for Week 5.

THE GHOST APPEARS AT THE TOP

This season, Colts wide receiver **T.Y. Hilton** has two of the highest single-game receiving outputs in the NFL.

In Week 5 vs. SF, he caught seven passes for 177 yards and in Week 9 at HOU, he totaled five receptions for 175 yards and two touchdowns.

MOST RECEIVING YARDS IN A SINGLE GAME, 2017 SEASON

Rank	Player	Week	Yards
1.	Julio Jones (ATL)	Week 12 vs. TB	253
2.	DeAndre Hopkins (HOU)	Week 8 at SEA	224
3.	Antonio Brown (PIT)	Week 14 vs. BAL	213
4.	Amari Cooper (OAK)	Week 7 vs. KC	210
5.	JuJu Smith-Schuster (PIT)	Week 8 at SEA	193
6.	A.J. Green (CIN)	Week 5 vs. BUF	189
7.	Tyreek Hill (KC)	Week 13 at NYJ	185
8.	Antonio Brown (PIT)	Week 1 at CLE	182
9.	Kenny Stills (NO)	Week 11 vs. WAS	180
10.	T.Y. Hilton (IND)	Week 5 vs. SF	177
11t.	T.Y. Hilton (IND)	Week 9 at HOU	175
11t.	Ed Dickson (CAR)	Week 5 at DET	175

HILTON 150+ YARD GAMES

Colts wide receiver **T.Y. Hilton** has compiled three games with at least 150 receiving yards this season, which is the second-most in the NFL.

MOST 150+ RECEIVING YARD GAMES, 2017 SEASON

Rank	Player	Games
1.	Antonio Brown (PIT)	4
2.	T.Y. Hilton (IND)	3
3t.	Keenan Allen (LAC)	2
3t.	Adam Thielen (MIN)	2
5t.	12 players	1

Hilton has registered 10 career games with at least 150 receiving yards, which is tied for the fourth-most in a player's first six seasons.

MOST 150+ RECEIVING YARD GAMES, FIRST SIX SEASONS, NFL HISTORY

Rank	Player	Games
1t.	Lance Alworth	13
1t.	Jerry Rice	13
3.	Randy Moss	12
4t.	T.Y. Hilton	10
4t.	Julio Jones	10

Hilton ranks second in Colts franchise history in career 150+ yard games.

MOST 150+ RECEIVING YARD GAMES, TEAM HISTORY

Rank	Player	Games
1.	Marvin Harrison	11
2.	T.Y. Hilton	10
3t.	Raymond Berry	7
3t.	Reggie Wayne	7
5.	Lenny Moore	5

OFFENSE NOTES
THE GHOST AMONG THE BEST

Wide receiver **T.Y. Hilton** has compiled 43 receptions for 811 yards (18.9 avg.) and four touchdowns this season. He has also tallied 11 25+ yard receptions. Hilton ranks in the top 10 in the NFL in receiving average (second) and 25+ yard receptions (tied-sixth).

HIGHEST RECEIVING AVERAGE, 2017 SEASON

Rank	Player	Rec.	Avg.
1.	Marquise Goodwin (SF)	41	19.1
2.	T.Y. Hilton (IND)	43	18.9
3.	Tyrell Williams (LAC)	32	18.1
4.	Marvin Jones Jr. (DET)	51	17.4
5.	Brandin Cooks (NE)	53	16.7

MOST 25+ RECEPTIONS, 2017 SEASON

Rank	Player	25+ Rec.
1t.	Antonio Brown (PIT)	16
2.	DeAndre Hopkins (HOU)	14
3t.	Brandin Cooks (NE)	12
3t.	Tyreek Hill (KC)	12
3t.	Marvin Jones Jr. (DET)	12
6t.	T.Y. Hilton (IND)	11
6t.	Julio Jones (ATL)	11
6t.	Adam Thielen (MIN)	11

MR. ROGERS IN GOOD NEIGHBORHOOD

In Week 10 vs. Pittsburgh, wide receiver **Chester Rogers** tallied six receptions for 104 yards and one touchdown. His 61-yard touchdown reception was the longest reception of his career and his first career touchdown.

The 100-yard performance was the first of **Rogers'** career and he became the third Colts receiver to top the 100-yard mark this season.

COLTS 100-YARD RECEIVING GAMES, 2017 SEASON

Rank	Player	Week	Yards
1.	T.Y. Hilton	5 vs. SF	177
2.	T.Y. Hilton	9 at HOU	175
3.	T.Y. Hilton	3 vs. CLE	153
4.	Jack Doyle	8 at CIN	121
5.	Chester Rogers	10 vs. PIT	104

MACK FINDS THE END ZONE

In Week 1 at the Los Angeles Rams, Colts rookie running back **Marlon Mack** finished with 10 carries for 24 yards and one touchdown. He also caught one pass for 21 yards. Mack was one of just seven rookies to score a touchdown in Week 1.

MOST TOUCHDOWNS BY ROOKIES IN WEEK 1, 2017 SEASON

Rank	Player	TDs
1.	Kareem Hunt (KC)	3
2.	Kenny Golladay (DET)	2
3t.	Marlon Mack (IND)	1
	Tarik Cohen (CHI)	1
	Leonard Fournette (JAX)	1
	DeShone Kizer (CLE)	1
	Cooper Kupp (LAR)	1

DYNAMIC DOYLE

In Week 8 at Cincinnati, tight end **Jack Doyle** set single-game career highs in receptions (12) and receiving yards (121) while adding a touchdown reception.

His reception total is tied for the second-most in a single-game by a tight end in franchise history.

MOST SINGLE-GAME RECEPTIONS BY A TIGHT END, COLTS HISTORY

Rank	Player	Date	Rec.
1.	Dallas Clark	11/8/09 vs. HOU	14
2t.	Jack Doyle	10/29/17 at CIN	12
2t.	Dallas Clark	12/14/08 vs. DET	12
4t.	Dallas Clark	9/12/10 at HOU	11
4t.	Jacob Tamme	11/7/10 at PHI	11

TRUSTY DOYLE

Since entering the NFL in 2013, Colts tight end **Jack Doyle** has caught 158 passes for 1,357 yards and 11 touchdowns. His 77.8 catch percentage ranks eighth in the NFL (first among tight ends) among active players with at least 100 receptions since 2013.

HIGHEST CATCH PERCENTAGE SINCE 2013, ACTIVE PLAYERS WITH AT LEAST 100 RECEPTIONS

Rank	Player	Rec.	Catch %
1.	DeMarco Murray (TEN)	242	82.3
2.	Danny Woodhead (BAL)	185	81.1
3.	Mark Ingram (NO)	178	79.8
4.	Le'Veon Bell (PIT)	302	78.9
5.	Devonta Freeman (ATL)	177	78.7
6.	Lamar Miller (HOU)	175	78.5
7.	Jacquizz Rodgers (TB)	102	77.9
8.	Jack Doyle (IND)	158	77.8

OFFENSE/DEFENSE/SPECIAL TEAMS NOTES

DOYLE RULES

Indianapolis tight end **Jack Doyle** has caught 64 passes for 564 yards and three touchdowns this season. He also has 25 first down receptions. In 2017, Doyle ranks in the top 15 in receptions (second), receiving yards (eighth) and first down receptions (tied-11th) among tight ends.

His 62 receptions rank 14th in the NFL among all players.

MOST RECEPTIONS AMONG TIGHT ENDS, 2017 SEASON

Rank	Player	Rec.
1.	Travis Kelce (KC)	73
2.	Jack Doyle (IND)	64
3.	Delanie Walker (TEN)	63
4.	Zach Ertz (PHI)	57
5t.	Evan Engram (NYG)	55
5t.	Rob Gronkowski (NE)	55

MOST RECEIVING YARDS AMONG TIGHT ENDS, 2017 SEASON

Rank	Player	Yds.
1.	Travis Kelce (KC)	945
2.	Rob Gronkowski (NE)	849
3.	Delanie Walker (TEN)	718
4.	Zach Ertz (PHI)	663
5.	Evan Engram (NYG)	623
6.	Jared Cook (OAK)	621
7.	Vernon Davis (WAS)	568
8.	Jack Doyle (IND)	564

MOST FIRST DOWN RECEPTIONS AMONG TIGHT ENDS, 2017 SEASON

Rank	Player	FDs
1.	Travis Kelce (KC)	49
2.	Rob Gronkowski (NE)	45
3.	Zach Ertz (PHI)	38
4.	Delanie Walker (TEN)	37
5.	Jared Cook (OAK)	33
6.	Evan Engram (NYG)	32
7.	Kyle Rudolph (MIN)	31
8.	Hunter Henry (LAC)	30
9.	Jimmy Graham (SEA)	29
10.	Cameron Brate (TB)	26
11t.	Jack Doyle (IND)	25
11t.	Eric Ebron (DET)	25

MELVIN MAKING PLAYS

Indianapolis cornerback **Rashaan Melvin** has tallied 13 passes defensed and three interceptions this season. He ranks tied for eighth in the AFC in passes defensed and tied for ninth in interceptions.

MOST PASSES DEFENSED IN AFC, 2017 SEASON

Rank	Player	PDs
1.	Casey Hayward (LAC)	19
2.	Jalen Ramsey (JAX)	17
3t.	A.J. Bouye (JAX)	16
3t.	Terrance Mitchell (KC)	16
3t.	Bradley Roby (DEN)	16
6.	Tre'Davious White (BUF)	15
7.	Kevin Byard (TEN)	14
8t.	Rashaan Melvin (IND)	13
8t.	Trevor Williams (LAC)	13

HOVERING HAIRSTON

Indianapolis rookie cornerback **Nate Hairston** has compiled 2.0 sacks this season which is tied for the second-most among cornerbacks in the NFL.

MOST SACKS AMONG CORNERBACKS, 2017 SEASON

Rank	Player	Sacks
1.	Desmond King (LAC)	4.0
2t.	Nate Hairston (IND)	2.0
2t.	Darqueze Dennard (CIN)	2.0
2t.	Captain Munnerlyn (CAR)	2.0
5.	Justin Coleman (SEA)	1.5

In Week 4 at Seattle, **Hairston** sacked Seahawks quarterback Russell Wilson in the end zone for a safety. The Colts are one of only nine teams to record a safety this season.

MOST SAFETIES, 2017 SEASON

Rank	Team	Safeties
1t.	Miami	2
1t.	Seattle	2
3t.	Indianapolis	1
3t.	Chicago	1
3t.	Houston	1
3t.	Los Angeles Rams	1
3t.	New England	1
3t.	New York Giants	1
3t.	Pittsburgh	1

SHEARD GETTING PRESSURE

Colts outside linebacker **Jabaal Sheard** has registered 33.5 quarterback hurries this season which ranks third in the NFL.

MOST QUARTERBACK HURRIES, 2017 SEASON

Rank	Player	Hurries
1.	Melvin Ingram (LAC)	35.5
2.	Demarcus Lawrence (DAL)	34.0
3.	Jabaal Sheard (IND)	33.5
4.	Aaron Donald (LAR)	31.5
5.	Joey Bosa (LAC)	30.5

MOST ACCURATE KICKERS SINCE 2013

Since 2013, Colts kicker **Adam Vinatieri** has the second-highest field goal made percentage in the league among active kickers with at least 50 made.

HIGHEST FIELD GOAL MADE PERCENTAGE AMONG ACTIVE KICKERS, MIN. 50 MADE, SINCE 2013

Player	FGM	FGA	Pct.
Stephen Gostkowski (NE)	162	178	91.0
Adam Vinatieri (IND)	139	154	90.3
Stephen Hauschka (BUF)	148	165	89.7
Justin Tucker (BAL)	165	184	89.7
Chris Boswell (PIT)	82	92	89.1

SPECIAL TEAMS NOTES
VINATIERI MOVING ON UP

In Week 9 at Houston, kicker Adam Vinatieri converted 2-of-2 field goals and two PATs for eight points. He passed Gary Anderson (2,434) for the second-most points scored in NFL history.

MOST POINTS SCORED, NFL HISTORY

Player	Points	Years
Morten Andersen	2,544	1982-2007 (25)
Adam Vinatieri	2,462	1996-2017 (22)
Gary Anderson	2,434	1982-2004 (23)

VINATIERI PLAYER OF THE WEEK

Indianapolis kicker **Adam Vinatieri** was named the AFC Special Teams Player of the Week for Week 5. It marked the 17th time he had earned the award in his career, which is the most by any player in NFL history.

In the Colts' Week 5 26-23 overtime victory over the San Francisco 49ers, **Vinatieri** converted 4-of-4 field goal attempts and two PATs for 14 points. He connected on field goals of 52, 51, 38 and 23 yards. **Vinatieri** split the uprights on a 51-yard field goal attempt in overtime to seal the Indianapolis win. **It was his 27th career game-winning kick. Vinatieri has 24 game-winning field goals in the regular season in the final minute of the fourth quarter or overtime and 10 game-winners in overtime, both the most in NFL history.** On the field goal, he also moved into second place all-time in NFL history in field goals made with 539.

During the performance, Vinatieri also became the third player in NFL history to accumulate 2,400-plus points (Morten Andersen, 2,544 and Gary Anderson 2,434) and tied George Blanda (639) for the third-most field goal attempts in NFL history. For the third time in his career (2013 at San Diego and 2016 vs. Chicago), he converted two field goals of 50-plus yards in a single game.

ROOKIE RIGO

Colts rookie punter **Rigoberto Sanchez** has punted 73 times for 3,291 yards (45.1 avg./42.5 net avg.) with 23 punts inside the 20-yard line.

His net punting average ranks fifth in the NFL.

**HIGHEST NET PUNTING AVERAGE,
2017 SEASON**

Rank	Player	Net Avg.
1.	Brett Kern (TEN)	45.5
2.	Johnny Hekker (LAR)	45.1
3.	Marquette King (OAK)	43.0
4.	Justin Vogel (GB)	42.7
5.	Rigoberto Sanchez (IND)	42.5

COVERAGE TEAMS AMONG BEST

The **Colts special teams unit** ranks in the top 10 in the league in kickoff return coverage (18.6 avg., third) and punt return coverage (5.2 avg., seventh).

**LOWEST KICKOFF RETURN AVERAGE ALLOWED,
2017 SEASON**

Rank	Team	Ret Avg.
1.	Baltimore	18.0
2.	Seattle	18.5
3.	Indianapolis	18.6
4.	Kansas City	19.3
5.	Washington	19.7

**LOWEST PUNT RETURN AVERAGE ALLOWED,
2017 SEASON**

Rank	Team	Ret Avg.
1.	Dallas	3.9
2.	San Francisco	4.4
3.	Buffalo	4.6
4.	Green Bay	4.9
5t.	Los Angeles Rams	5.0
5t.	New England	5.0
7.	Indianapolis	5.2

KICKER ADAM VINATIERI

6-0 - 212 POUNDS - SOUTH DAKOTA STATE 22ND NFL SEASON

- Three-time Pro Bowl selection in 2002, 2004 and 2014.
- Only kicker in NFL history to record successful field goals in four Super Bowls (XXXVI, XXXVIII, XXXIX and XLI) and is the only kicker in league history to have played in five.
- Has converted 552-of-654 career field goals for an 84.4 percentage, which ranks 12th all-time. His 552 made field goals rank second in league history.
- Has totaled 2,462 career points (including one two-point conversion), which ranks second in league history and first among active players. Is the only player in NFL history to tally 1,000 points with two different teams (New England and Indianapolis).
- His 224 career wins (regular season and postseason) are the most in NFL history, while his 204 career regular season wins rank second.
- Owns the league record for the most consecutive field goals made (44), which he set from 2015-16.
- Named AFC Special Teams Player of the Week 17 times (NFL record) and AFC Special Teams Player of the Month five times (tied for NFL record).

AT THE BUZZER...

Below is a look at the 27 victories in which Adam Vinatieri has kicked game-winning field goals in the final minute of the fourth quarter or overtime.

Vinatieri holds the NFL record with 10 game-winning overtime field goals.

Opponent	Date	Yards	Time	Score
vs. Jacksonville	9/22/96	40	12:24	28-25 OT
vs. NY Jets	9/14/97	34	06:57	27-24 OT
at New Orleans	10/4/98	27	00:03	30-27
vs. San Francisco	12/20/98	35	00:03	24-21
at NY Jets	9/12/99	23	00:03	30-28
vs. Indianapolis	9/19/99	26	00:35	31-28
vs. Cincinnati	11/19/00	22	00:03	16-13
at Buffalo	12/17/00	24	00:19	13-10 OT
vs. San Diego	10/14/01	44	10:55	29-26 OT
at Buffalo	12/16/01	23	09:15	12-9 OT
vs. Oakland	1/19/02	23	06:31	16-13 OT
vs. St. Louis	2/3/02	48	00:00	20-17+
vs. Kansas City	9/22/02	35	10:20	41-38 OT
vs. Miami	12/29/02	35	12:57	27-24 OT
at Houston	11/23/03	28	00:40	23-20 OT
vs. Carolina	2/1/04	41	00:04	32-29#
at Pittsburgh	9/25/05	43	00:01	23-20
vs. Atlanta	10/9/05	29	00:17	31-28
at Denver	10/29/06	37	00:02	34-31
vs. Kansas City	11/18/07	24	00:03	13-10
at Minnesota	9/14/08	47	00:03	18-15
at San Diego	11/23/08	51	00:00	23-20
vs. Tennessee	1/2/11	43	00:00	23-20
vs. Minnesota	9/16/12	53	00:08	23-20
vs. Jacksonville	10/4/15	27	04:36	16-13 OT
at Atlanta	11/22/15	43	00:52	24-21
vs. San Francisco	10/8/17	51	1:38	26-23 OT

*All FGs 1996-2005 came while with New England
+Super Bowl XXXVI #Super Bowl XXXVIII

AMONG THE BEST

Adam Vinatieri holds an 84.4 career field goal percentage having converted 552-of-654 kicks. His career field goal percentage currently ranks 12th all-time in NFL history.

HIGHEST REGULAR SEASON FG % IN NFL HISTORY, MINIMUM 100 FGM

Pct.	Name	FGM	FGA
89.9	*Justin Tucker	195	217
89.1	*Dan Bailey	180	202
87.4	*Stephen Gostkowski	332	380
87.3	*Stephen Hauschka	213	244
86.6	*Robbie Gould	316	365
86.5	Mike Vanderjagt	230	266
86.2	Nate Kaeding	181	210
86.0	*Kai Forbath	111	129
85.7	*Matt Bryant	360	420
85.7	Rob Bironas	239	279
85.5	Shayne Graham	277	324
84.4	*Adam Vinatieri	552	654

*Active

MR. CONSISTENT

In 2016, Adam Vinatieri set a new NFL record and franchise record for the most consecutive field goals converted with 44.

MOST CONSECUTIVE FIELD GOALS MADE, NFL HISTORY

Player	FG Made	Dates
Adam Vinatieri	44	2015-16
Mike Vanderjagt	42	2002-04
Gary Anderson	40	1997 (SF) - 1998 (MIN)

HITTING THE CENTURY MARK

Vinatieri has eclipsed 100 points in a single season 19 times in his career, which is an NFL record.

MOST 100-POINT SEASONS, NFL HISTORY

Player	Years	100-pt. Seasons
Adam Vinatieri	1996-2016	19
Jason Elam	1993-2008	16
Morten Andersen	1985-2003	14
Gary Anderson	1983-2003	14

VINATIERI'S CAREER BEST GAMES

<p>FIELD GOALS MADE 5, four times, last: vs. Chicago (10/9/16)</p> <p>PATS MADE 7, vs. Washington (11/30/14) 6, five times, last: at Baltimore (12/9/07)</p> <p>LONGEST FIELD GOAL 57, at Chicago (11/10/02) 55, two times, last: vs. Denver (11/8/15) 54, three times, last: vs. Chicago (10/9/16)</p>	<p>FIELD GOAL ATTEMPTS 6, vs. Jacksonville (9/22/96) 5, eight times, last: vs. Chicago (10/9/16)</p> <p>PATS ATTEMPTED 7, vs. Washington (11/30/14) 6, five times, last: at Baltimore (12/9/07)</p>
--	---

VINATIERI VS. THE NFL

Opponents	Home (With Patriots) FG-FGA	Home (With Colts) FG-FGA	Home (Total) FG-FGA	Road FG-FGA	Total FG-FGA
Buffalo	18-28	3-3	21-31	11-22	32-53
Miami	20-23	7-10	27-33	15-17	42-50
New England	0-0	5-6	5-6	4-7	9-13
New York Jets	16-17	1-2	17-19	23-25	40-44
Baltimore	5-5	3-3	8-8	4-4	12-12
Cincinnati	3-3	7-7	10-10	5-7	15-17
Cleveland	5-8	6-6	11-14	6-8	17-22
Pittsburgh	3-3	3-4	6-7	12-13	18-19
Houston	0-0	21-23	21-23	21-26	42-49
Indianapolis	14-15	0-0	14-15	11-11	25-26
Jacksonville	7-8	14-17	21-25	24-26	45-51
Tennessee	3-5	25-26	28-31	21-25	49-54
Denver	2-3	6-6	8-9	18-21	26-30
Kansas City	9-10	7-9	16-19	8-11	24-30
Los Angeles Chargers	6-8	2-2	8-10	7-10	15-20
Oakland	1-1	0-0	1-1	6-7	7-8
Dallas	4-4	0-0	4-4	2-2	6-6
New York Giants	4-5	1-1	5-6	9-9	14-15
Philadelphia	0-0	3-3	3-3	5-6	8-9
Washington	3-4	3-3	6-7	3-6	9-13
Chicago	1-1	7-7	8-8	5-6	13-14
Detroit	0-0	3-3	3-3	5-5	8-8
Green Bay	2-2	3-4	5-6	1-2	6-8
Minnesota	1-2	3-3	4-5	5-6	9-11
Atlanta	1-1	0-0	1-1	4-4	5-5
Carolina	0-0	2-2	2-2	7-7	9-9
New Orleans	1-2	2-2	3-4	3-3	6-7
Tampa Bay	1-2	6-6	7-8	1-2	8-10
Arizona	1-2	2-2	3-4	5-6	8-10
Los Angeles Rams	1-1	0-0	1-1	9-10	10-11
San Francisco	1-2	4-4	5-6	2-3	3-5
Seattle	3-3	4-4	7-7	1-1	8-8
Totals	136-168	153-168	289-336	263-318	552-654
Percentage	81.0	91.1	86.0	82.7	84.4

Opponents	1-19	20-29	30-39	40-49	50+	Totals	Pct.
Home (w/ Patriots)	3-3	53-54	39-47	36-56	5-8	136-168	81.0
Home (w/ Colts)	3-3	40-41	48-50	45-50	17-24	153-168	91.1
Away	4-4	92-96	77-97	74-94	16-27	263-318	82.7
Totals	10-10	185-191	164-194	155-200	38-59	552-654	84.4

WIDE RECEIVER T.Y. HILTON

5-9 - 178 POUNDS - FLORIDA INTERNATIONAL 6TH NFL SEASON

- For his career, he has 417 receptions for 6,672 yards (16.0 avg.) and 34 touchdowns.
- Named to three consecutive Pro Bowls from 2014-16.
- Is one of three current NFL players to record 1,000 receiving yards in each of the last four seasons (2013-16) joining Pittsburgh's Antonio Brown and Denver's Demaryius Thomas.
- Since 2014, his 58 total receptions of 25+ yards are the second most in the NFL.
- Set the franchise record for the most receiving yards (1,944) and 100-yard games (10) and ranks second for the most receptions (132) in a Colts player's first two seasons with the team.
- Established a Colts rookie record with five 100-yard receiving games in 2012 and finished with the second-most receiving yards (861) by a rookie in franchise history.

HILTON THROUGH FIVE

From 2012-16, Hilton amassed 5,861 receiving yards, which is the ninth-most among players in their first five seasons.

MOST RECEIVING YARDS IN FIRST FIVE SEASONS

Player	Years	Rd. Drafted	Yards
Torry Holt	1999-2003	1-6	6,784
Randy Moss	1998-2002	1-21	6,743
Jerry Rice	1985-1989	1-16	6,364
Julio Jones	2011-2015	1-6	6,201
A.J. Green	2011-2015	1-4	6,171
Larry Fitzgerald	2004-2008	1-3	5,975
Charley Hennigan	1960-1964		5,932
Calvin Johnson	2007-2011	1-2	5,872
T.Y. Hilton	2012-2016	3-92	5,861
Sterling Sharpe	1988-1992	1-7	5,741

HILTON TOPS 1,000 AGAIN

Hilton has topped the 1,000-yard receiving mark in each of the last four seasons (2013-16). He is only the third player in franchise history to post four or more career 1,000-yard receiving seasons, joining Marvin Harrison and Reggie Wayne, who have each recorded eight such seasons.

MOST 1,000-YARD RECEIVING SEASONS, COLTS HISTORY

Player	Years	Seasons
Marvin Harrison	1996-2008	8
Reggie Wayne	2001-2014	8
T.Y. Hilton	2012-2016	4

LEADER IN YARDS PER CATCH

Since 2014, Hilton has caught 285 passes for 4,728 yards and 22 touchdowns. His 16.6 average per catch leads the league over that period among players with at least 200 receptions.

HIGHEST RECEIVING AVERAGE, SINCE 2014, MIN. 200 RECEPTIONS

Player	Rec.	Avg.
T.Y. Hilton (IND)	285	16.6
Rob Gronkowski (NE)	234	15.8
Julio Jones (ATL)	396	15.2
A.J. Green (CIN)	286	14.9
Mike Evans (TB)	293	14.8

100-YARD GAMES

Hilton has recorded 27 career 100-yard games. He had a single-season career-high six 100-yard receiving games in 2014 after becoming just the sixth player in NFL history to register 10 100-yard receiving games in the first two seasons of a career.

Date	Opponent	Rec.	Yds.	TD
11/5/17	at HOU	5	175	2
10/8/17	SF	7	177	0
9/24/17	CLE	7	153	1
12/24/16	at OAK	4	105	0
12/11/16	HOU	9	115	1
12/5/16	at NYJ	9	146	0
10/23/16	TEN	7	133	1
10/9/16	CHI	10	171	1
9/25/16	SD	8	174	1
12/13/15	at JAX	4	132	0
10/25/15	NO	4	150	2
10/9/14	at HOU	9	*223	1
12/29/13	JAX	*11	155	0
10/26/14	at Pit	6	155	1
12/7/14	at CLE	10	150	2
10/6/13	SEA	5	140	2
11/10/13	STL	7	130	0
9/15/13	MIA	6	124	0
11/23/14	JAX	4	122	1
11/3/13	at HOU	7	121	*3
9/23/12	JAX	4	113	1
12/30/12	HOU	4	111	1
10/19/14	CIN	7	107	0
9/28/14	TEN	6	105	0
11/4/12	MIA	6	102	1
11/18/12	at NE	6	100	2
12/2/12	at DET	6	100	0

*Career-high

From 2012-16, Hilton registered 24 100-yard receiving games which tied for the eighth-most in a player's first five seasons in NFL history.

100-YARD RECEIVING GAMES IN A PLAYER'S FIRST FIVE SEASONS, NFL HISTORY

Player	Years	Games
Randy Moss (MIN)	1998-2002	30
Julio Jones (ATL)	2011-2015	28
Lance Alworth (SD)	1963-1966	27
Charley Hennigan (HOU)	1960-1964	27
Torry Holt (STL)	1999-2003	27
Jerry Rice (SF)	1985-1989	25
Demaryius Thomas (DEN)	2011-2014	25
T.Y. Hilton (IND)	2012-2016	24
A.J. Green (CIN)	2011-2015	24
Anquan Boldin (ARZ)	2003-2007	21
Marvin Harrison (IND)	1996-2000	21
Calvin Johnson (DET)	2007-2011	21

HILTON'S CAREER BEST GAMES

RECEPTIONS	RECEIVING YARDS
11, vs. Jacksonville (12/29/13)	223, at Houston (10/9/14)
10, two times, last: vs. Chicago (10/9/16)	177, vs. San Francisco (10/8/17)
9, four times, last: vs. Houston (12/11/16)	175, at Houston (11/5/17)
RECEIVING TOUCHDOWNS	
3, at Houston (11/3/13)	
2, six times, last: at Houston (11/5/17)	

RUNNING BACK FRANK GORE
5-9 - 212 POUNDS - MIAMI (FL)
13TH NFL SEASON

- His career totals include 3,175 carries for 13,827 yards and 77 touchdowns. He also has 435 receptions for 3,606 yards and 16 touchdowns.
- Has been selected to five Pro Bowls (2006, 2009, 2011, 2012 and 2013).
- Joins Walter Payton, Emmitt Smith, Curtis Martin and LaDainian Tomlinson as the only players in NFL history with 12,500-plus career rushing yards and 400-plus catches.
- Joins Emmitt Smith (11), Curtis Martin (10), Walter Payton (10) and Barry Sanders (10) as the only players in NFL history to have at least nine 1,000-yard rushing seasons.
- In 2016, rushed for 1,025 yards to become the first Colts running back since Joseph Addai in 2007 to rush for 1,000 yards and the eighth running back in team history to rush for 1,000.
- Gore became the first running back at the age of 33 or older to rush for 1,000 yards since John Riggins in 1984. He joins Riggins (1,239 yards in 1984 at age 35; 1,347 yards in 1983 at age 34), Franco Harris (1,007 yards in 1983 at age 33) and John Henry Johnson (1,048 yards in 1964 at age 35; 1,141 yards in 1962 at age 33) as the only players in NFL history to accomplish that feat at the age of 33 or older.
- Is one of six players in NFL history with 75-plus career rushing touchdowns and 15-plus career receiving touchdowns.
- His 17,433 career scrimmage yards rank eighth in NFL history.

GORE'S CAREER BEST GAMES

<u>CARRIES</u>	<u>RUSHING YARDS</u>
36, at Buffalo (12/10/17)	212, vs. Seattle (11/19/06)
31, at Denver (12/31/06)	207, vs. Seattle (9/20/09)
31, vs. Cleveland (10/30/11)	167, vs. Arizona (12/14/09)

RUSHING TOUCHDOWNS
 2, 13 times, last: at Green Bay (11/6/16)

GORE CAREER HONORS

2016 SEASON

Art Rooney Sportsmanship Award

2013 SEASON

2013 Pro Bowl

2012 SEASON

2012 Pro Bowl

2011 SEASON

2011 Pro Bowl

Week 6 - FedEx Ground NFL Player of the Week

2009 SEASON

2009 Pro Bowl

Week 14 - NFC Offensive Player of the Week

Week 2 - NFC Offensive Player of the Week and FedEx Ground NFL Player of the Week

2007 SEASON

Week 12 - NFC Offensive Player of the Week

2006 SEASON

2006 Pro Bowl

Ed Block Courage Award

Week 11 - NFC Offensive Player of the Week

Week 5 - NFC Offensive Player of the Week

TOTALS

Pro Bowl - 5

NFC Offensive Player of the Week - 5

FedEx Ground NFL Player of the Week - 2

NFL ALL-TIME RUSHING LIST

Rank	Player	Seasons	Games	Attempts	Yards	Average	TD
1.	Emmitt Smith	1990-2004(15)	226	4,409	18,355	4.16	164
2.	Walter Payton	1975-1987(13)	190	3,838	16,726	4.36	110
3.	Barry Sanders	1989-1998(10)	153	3,062	15,269	4.99	99
4.	Curtis Martin	1995-2005(11)	168	3,518	14,101	4.01	90
5.	Frank Gore	2005-2017(13)	193	3,175	13,827	4.35	77
6.	LaDainian Tomlinson	2001-2011(11)	170	3,174	13,684	4.31	145
7.	Jerome Bettis	1993-2005(13)	192	3,479	13,662	3.93	91
8.	Eric Dickerson	1983-1993(11)	146	2,996	13,259	4.43	90
9.	Tony Dorsett	1977-1988(12)	173	2,936	12,739	4.34	77
10.	Jim Brown	1957-1965(9)	118	2,359	12,312	5.22	106
11.	Marshall Faulk	1994-2005(12)	176	2,836	12,279	4.33	100
12.	Adrian Peterson	2007-2017(11)	133	2,574	12,276	4.77	99
13.	Edgerrin James	1999-2009(11)	148	3,028	12,246	4.04	80
14.	Marcus Allen	1982-1997(16)	222	3,022	12,243	4.05	123
15.	Franco Harris	1972-1984(13)	173	2,949	12,120	4.11	91
16.	Thurman Thomas	1988-2000(13)	182	2,877	12,074	4.20	65
17.	Fred Taylor	1998-2010(13)	153	2,534	11,695	4.62	66
18.	Steven Jackson	2004-2015(12)	160	2,764	11,438	4.14	69
19.	John Riggins	1971-1985(14)	175	2,916	11,352	3.89	104
20.	Corey Dillon	1997-2006(10)	150	2,618	11,241	4.29	82

COLTS UNOFFICIAL DEPTH CHART



Underlined = Rookie in 2017

BASE OFFENSE

WR	13	T.Y. Hilton	80	Chester Rogers	
LT	74	Anthony Castonzo	65	Tyreek Burwell	
LG	67	Jeremy Vujnovich			
C	78	Ryan Kelly	72	Mike Person	61 Anthony Fabiano
RG	73	Joe Haeg	62	Le'Raven Clark	
RT	71	Denzelle Good	65	Tyreek Burwell	
TE	84	Jack Doyle	45	Jason Vander Laan	
WR	10	Donte Moncrief	17	Kamar Aiken	15 K.J. Brent
QB	7	Jacoby Brissett	16	Scott Tolzien	
TE	85	Brandon Williams	<u>47</u>	<u>Darrell Daniels</u>	43 Ross Travis
RB	23	Frank Gore	<u>25</u>	<u>Marlon Mack</u>	39 Josh Ferguson 34 Matt Jones

BASE DEFENSE

DE	92	Margus Hunt	97	Anthony Johnson	
NT	99	Al Woods	<u>90</u>	<u>Grover Stewart</u>	94 Joey Mbu
DT	95	Johnathan Hankins	91	Hassan Ridgeway	
SLB	52	Barkevious Mingo			
Mike	44	Antonio Morrison	<u>50</u>	<u>Anthony Walker</u>	<u>56</u> <u>Jermaine Grace</u>
Will	57	Jon Bostic	59	Jeremiah George	
Rush	93	Jabaal Sheard	<u>58</u>	<u>Tarell Basham</u>	
LCB	30	Rashaan Melvin	<u>31</u>	<u>Quincy Wilson</u>	28 Chris Milton 37 D.J. White
SS	41	Matthias Farley	32	T.J. Green	
FS	20	Darius Butler	26	Clayton Geathers	
RCB	<u>42</u>	<u>Kenny Moore II</u>	<u>27</u>	<u>Nate Hairston</u>	

SPECIALISTS

P	<u>2</u>	<u>Rigoberto Sanchez</u>		
PK	4	Adam Vinatieri	<u>2</u>	<u>Rigoberto Sanchez</u>
H	<u>2</u>	<u>Rigoberto Sanchez</u>		
LS	46	Luke Rhodes		
KR	<u>25</u>	<u>Marlon Mack</u>	39	Josh Ferguson
PR	80	Chester Rogers		

Colts Pronunciations

WR - Kamar Aiken (kuh-MARR)
 TE - Darrell Daniels (Duh-REL)
 NT - Joey Mbu (EM-boo)
 OLB - Barkevious Mingo (bar-KEY-vee-us)
 WR - Donte Moncrief (MON-creef)

P - Rigoberto Sanchez (REE-go-BEAR-toe)
 OLB - Jabaal Sheard (juh-BALL) (SHEERD)
 QB - Scott Tolzien (toll-ZEEN)
 K - Adam Vinatieri (vin-uh-TARE-ee)
 T - Jeremy Vujnovich (VIEW-nuh-vitch)

COLTS PLAYERS BY POSITION

QUARTERBACKS (2)

No	Name	Pos	HT	WT	Exp	College
7	Jacoby Brissett	QB	6-4	235	2	North Carolina State
16	Scott Tolzien	QB	6-2	215	7	Wisconsin

RUNNING BACKS (4)

No	Name	Pos	HT	WT	Exp	College
23	Frank Gore	RB	5-9	212	13	Miami (FL)
25	Marlon Mack	RB	5-11	210	R	South Florida
34	Matt Jones	RB	6-2	239	3	Florida
39	Josh Ferguson	RB	5-10	205	2	Illinois

WIDE RECEIVERS (5)

No	Name	Pos	HT	WT	Exp	College
10	Donte Moncrief	WR	6-2	216	4	Mississippi
13	T.Y. Hilton	WR	5-9	178	6	Florida International
15	K.J. Brent	WR	6-3	202	1	Wake Forest
17	Kamar Aiken	WR	6-2	216	5	Central Florida
80	Chester Rogers	WR	6-1	184	2	Grambling State

TIGHT ENDS (5)

No	Name	Pos	HT	WT	Exp	College
43	Ross Travis	TE	6-7	235	2	Penn State
45	Jason Vander Laan	TE	6-4	244	1	Ferris State
47	Darrell Daniels	TE	6-3	246	R	Washington
84	Jack Doyle	TE	6-6	262	5	Western Kentucky
85	Brandon Williams	TE	6-3	260	5	Oregon

OFFENSIVE LINE (9)

No	Name	Pos	HT	WT	Exp	College
61	Anthony Fabiano	C	6-4	303	1	Harvard
62	Le'Raven Clark	T	6-5	311	2	Texas Tech
65	Tyreek Burwell	T	6-6	310	3	Cincinnati
67	Jeremy Vujnovich	T	6-5	300	1	Louisiana College
71	Denzelle Good	T/G	6-5	345	3	Mars Hill
72	Mike Person	C	6-4	300	7	Montana State
73	Joe Haeg	T/G	6-6	305	2	North Dakota State
74	Anthony Castonzo	T	6-7	311	7	Boston College
78	Ryan Kelly	C	6-4	309	2	Alabama

DEFENSIVE LINE (7)

No	Name	Pos	HT	WT	Exp	College
90	Grover Stewart	DT	6-4	333	R	Albany State
91	Hassan Ridgeway	DT	6-3	318	2	Texas
92	Margus Hunt	DE	6-8	298	5	SMU
94	Joey Mbu	NT	6-3	323	1	Houston
95	Johnathan Hankins	DT	6-2	325	5	Ohio State
97	Anthony Johnson	DE	6-2	295	3	LSU
99	Al Woods	NT	6-4	330	8	LSU

LINEBACKERS (8)

No	Name	Pos	HT	WT	Exp	College
44	Antonio Morrison	ILB	6-1	241	2	Florida
50	Anthony Walker	ILB	6-1	242	R	Northwestern
52	Barkevious Mingo	OLB	6-4	239	5	LSU
56	Jermaine Grace	ILB	6-1	223	R	Miami (FL)
57	Jon Bostic	ILB	6-1	245	5	Florida
58	Tarell Basham	OLB	6-4	266	R	Ohio
59	Jeremiah George	ILB	5-11	234	3	Iowa State
93	Jabaal Sheard	OLB	6-3	265	7	Pittsburgh

DEFENSIVE BACKS (10)

No	Name	Pos	HT	WT	Exp	College
20	Darius Butler	S	5-10	192	9	Connecticut
26	Clayton Geathers	S	6-2	220	3	Central Florida
27	Nate Hairston	CB	6-0	195	R	Temple
28	Chris Milton	CB	5-11	196	2	Georgia Tech
30	Rashaan Melvin	CB	6-2	196	5	Northern Illinois
31	Quincy Wilson	CB	6-1	206	R	Florida
32	T.J. Green	S	6-3	211	2	Clemson
37	D.J. White	CB	5-11	193	2	Georgia Tech
41	Matthias Farley	S	5-11	209	2	Notre Dame
42	Kenny Moore II	CB	5-9	190	R	Valdosta State

SPECIALISTS (3)

No	Name	Pos	HT	WT	Exp	College
2	Rigoberto Sanchez	P	6-0	195	R	Hawaii
4	Adam Vinatieri	K	6-0	212	22	South Dakota State
46	Luke Rhodes	LS	6-2	238	1	William & Mary

YEAR	DRAFTEES	FREE AGENTS	TRADES/WAIVERS
2006		Adam Vinatieri (UFA-NE)	
2011	Anthony Castonzo (1)		
2012	*Andrew Luck (1) T.Y. Hilton (3)	Darius Butler	
2013			Jack Doyle (W-TEN)
2014	*Jack Mewhort (2) Donte Moncrief (3)	*Erik Swoope	
2015	*Henry Anderson (3) Clayton Geathers (4) Denzelle Good (7)	*Quan Bray Frank Gore (UFA-SF) *Edwin Jackson	
2016	Ryan Kelly (1) T.J. Green (2) Le'Raven Clark (3) Hassan Ridgeway (4) Antonio Morrison (4) Joe Haeg (5)	Rashaan Melvin Chris Milton Luke Rhodes Chester Rogers Scott Tolzien (UFA-GB) *Robert Turbin (UFA-DAL) Jeremy Vujnovich	Matthias Farley (W-ARZ)
2017	*Malik Hooker (1) Quincy Wilson (2) Tarell Basham (3) Marlon Mack (4) Grover Stewart (4) Nate Hairston (5) Anthony Walker (5)	Kamar Aiken (UFA-BAL) ^Mo Alie-Cox ^Dres Anderson *Deyshawn Bond Jon Bostic (UFA-DET) K.J. Brent Tyreek Burwell Darrell Daniels Anthony Fabiano Josh Ferguson Jeremiah George Johnathan Hankins (UFA-NYG) *Krishawn Hogan Margus Hunt (UFA-CIN) Anthony Johnson Matt Jones ^Andreas Knappe ^Jeremy Liggins ^Ronald Martin Joey Mbu *Christine Michael Barkevious Mingo (UFA-NE) ^Taurean Nixon ^Josh Perry Mike Person ^Denzel Rice Rigoberto Sanchez Jabaal Sheard (UFA-NE) *John Simon (UFA-HOU) Jason Vander Laan ^Phillip Walker Brandon Williams (UFA-SEA) ^Isaiah Williams *George Winn Al Woods	Jacoby Brissett (T-NE) *Pierre Desir (W-SEA) Jermaine Grace (W-ATL) Kenny Moore II (W-NE) Ross Travis (W-KC) D.J. White (W-KC)

^ Practice Squad
 / Practice Squad Injured
 * Injured Reserve
 # Reserve/Suspended
 % Reserve/Non-Football Injury
 = Reserve/Physically Unable to Perform

COLTS ALPHABETICAL ROSTER

NO	NAME	POS	HT	WT	DOB	AGE	EXP	COLLEGE	HOMETOWN	HOW ACQ.	GP/GS/DNP/IA
17	Aiken, Kamar	WR	6-2	216	5/30/1989	28	5	Central Florida	Miami, FL	UFA-17 (BAL)	12/7/0/1
58	Basham, Tarell	OLB	6-4	266	3/18/1994	23	R	Ohio	Rocky Mount, VA	D3-17	12/0/0/1
57	Bostic, Jon	ILB	6-1	245	5/5/1991	26	5	Florida	Wellington, FL	UFA-17 (DET)	13/13/0/0
15	Brent, K.J.	WR	6-3	202	8/6/1993	24	1	Wake Forest	Waxhaw, NC	FA-17	2/0/0/0
7	Brissett, Jacoby	QB	6-4	235	12/11/1992	25	2	North Carolina State	West Palm Beach, FL	T-17 (NE)	13/12/0/0
65	Burwell, Tyreek	T	6-6	310	3/11/1992	25	3	Cincinnati	Huntington Station, NY	FA-17	0/0/1/4
20	Butler, Darius	S	5-10	192	3/18/1986	31	9	Connecticut	Tamarac, FL	FA-12	12/2/0/1
74	Castonzo, Anthony	T	6-7	311	8/9/1988	29	7	Boston College	Hawthorn Woods, IL	D1-11	13/13/0/0
62	Clark, Le'Raven	T	6-5	311	4/22/1993	24	2	Texas Tech	Rockdale, TX	D3-16	12/3/0/1
47	Daniels, Darrell	TE	6-3	246	11/22/1994	23	R	Washington	Pittsburg, CA	FA-17	10/1/0/3
84	Doyle, Jack	TE	6-6	262	5/5/1990	27	5	Western Kentucky	Indianapolis, IN	W-13 (TEN)	12/12/0/1
61	Fabiano, Anthony	C	6-4	303	7/13/1993	24	1	Harvard	Wakefield, MA	FA-17	2/1/0/0
41	Farley, Matthias	S	5-11	209	7/15/1992	25	2	Notre Dame	Charlotte, NC	W-16 (ARZ)	13/13/0/0
39	Ferguson, Josh	RB	5-10	205	5/23/1993	24	2	Illinois	Naperville, IL	FA-17	7/0/0/0
26	Geathers, Clayton	S	6-2	220	6/1/1992	25	3	Central Florida	Georgetown, SC	D4-15	3/0/0/0
59	George, Jeremiah	ILB	5-11	234	1/24/1992	25	3	Iowa State	Clearwater, FL	FA-17	13/1/0/0
71	Good, Denzelle	T/G	6-5	345	3/8/1991	26	3	Mars Hill	Gaffney, SC	D7-15	5/4/0/0
23	Gore, Frank	RB	5-9	212	5/14/1983	34	13	Miami (FL)	Coral Gables, FL	UFA-15 (SF)	13/13/0/0
56	Grace, Jermaine	ILB	6-1	223	11/8/1993	24	R	Miami (FL)	Hollywood, FL	W-17 (ATL)	8/0/0/0
32	Green, T.J.	S	6-3	211	3/15/1995	22	2	Clemson	Sylacauga, AL	D2-16	13/6/0/0
73	Haeg, Joe	T/G	6-6	305	3/11/1993	24	2	North Dakota State	Lake Shore, MN	D5-16	13/12/0/0
27	Hairston, Nate	CB	6-0	195	6/30/1994	23	R	Temple	Washington, DC	D5-17	12/2/0/1
95	Hankins, Johnathan	DT	6-2	325	3/30/1992	25	5	Ohio State	Dearborn Heights, MI	UFA-17 (NYG)	13/13/0/0
13	Hilton, T.Y.	WR	5-9	178	11/14/1989	28	6	Florida International	Miami, FL	D3-12	13/13/0/0
92	Hunt, Margus	DE	6-8	298	7/14/1987	30	5	SMU	Karksi-Nuia, Estonia	UFA-17 (CIN)	13/3/0/0
97	Johnson, Anthony	DE	6-2	295	1/24/1993	24	3	LSU	Baton Rouge, LA	FA-17	1/0/0/0
34	Jones, Matt	RB	6-2	239	3/7/1993	24	3	Florida	Seffner, FL	FA-17	3/0/0/7
78	Kelly, Ryan	C	6-4	309	5/30/1993	24	2	Alabama	West Chester, OH	D1-16	7/7/0/6
25	Mack, Marlon	RB	5-11	210	3/7/1996	21	R	South Florida	Sarasota, FL	D4-17	11/0/0/2
94	Mbu, Joey	NT	6-3	323	3/28/1993	24	1	Houston	Richmond, TX	FA-17	4/0/0/0
30	Melvin, Rashaan	CB	6-2	196	10/2/1989	28	5	Northern Illinois	Waukegan, IL	FA-16	10/10/0/3
28	Milton, Chris	CB	5-11	196	9/15/1992	25	2	Georgia Tech	Folkston, GA	FA-16	11/0/1/1
52	Mingo, Barkevious	OLB	6-4	239	10/4/1990	27	5	LSU	Belle Glade, FL	UFA-17 (NE)	13/4/0/0
10	Moncrief, Donte	WR	6-2	216	8/6/1993	24	4	Mississippi	Raleigh, MS	D3-14	12/8/0/1
42	Moore II, Kenny	CB	5-9	190	8/23/1995	22	R	Valdosta State	Valdosta, GA	W-17 (NE)	13/2/0/0
44	Morrison, Antonio	ILB	6-1	241	12/6/1994	23	2	Florida	Bellwood, IL	D4-16	12/12/0/1
72	Person, Mike	C	6-4	300	6/17/1988	29	7	Montana State	Glendive, MT	FA-17	9/1/0/0
46	Rhodes, Luke	LS	6-2	238	12/2/1992	25	1	William & Mary	Holidaysburg, PA	FA-16	13/0/0/0
91	Ridgeway, Hassan	DT	6-3	318	11/2/1994	23	2	Texas	Mansfield, TX	D4-16	10/0/0/3
80	Rogers, Chester	WR	6-1	184	1/12/1994	23	2	Grambling State	Huntsville, AL	FA-16	8/1/0/5
2	Sanchez, Rigoberto	P	6-0	195	9/8/1994	23	R	Hawaii	Chico, CA	FA-17	13/0/0/0
93	Sheard, Jabaal	OLB	6-3	265	5/10/1989	28	7	Pittsburgh	Hollywood Hills, FL	UFA-17 (NE)	13/13/0/0
90	Stewart, Grover	DT	6-4	333	10/20/1993	24	R	Albany State	Camilla, GA	D4-17	12/0/0/1
16	Tolzien, Scott	QB	6-2	215	9/4/1987	30	7	Wisconsin	Rolling Meadows, IL	UFA-16 (GB)	1/1/12/0
43	Travis, Ross	TE	6-7	235	1/9/1993	24	2	Penn State	Chaska, MN	FA-17	12/3/0/1
45	Vander Laan, Jason	TE	6-4	244	9/22/1992	25	1	Ferris State	Frankfort, IL	FA-17	3/0/0/0
4	Vinatieri, Adam	K	6-0	212	12/28/1972	44	22	South Dakota State	Rapid City, SD	UFA-06 (NE)	12/0/1/0
67	Vujnovich, Jeremy	T	6-5	300	10/12/1990	27	1	Louisiana College	Belle Chasse, LA	FA-16	13/13/0/0
50	Walker, Anthony	ILB	6-1	242	8/8/1995	22	R	Northwestern	Miami, FL	D5-17	7/0/0/6
37	White, D.J.	CB	5-11	193	9/9/1993	24	2	Georgia Tech	Atlanta, GA	W-17 (KC)	0/0/1/3
85	Williams, Brandon	TE	6-3	260	10/13/1987	30	5	Oregon	Merrionette Park, IL	UFA-17 (SEA)	13/9/0/0
31	Wilson, Quincy	CB	6-1	206	8/16/1996	21	R	Florida	Fort Lauderdale, FL	D2-17	4/2/1/8
99	Woods, Al	NT	6-4	330	3/25/1987	30	8	LSU	Jennings, LA	FA-17	13/13/0/0

PRACTICE SQUAD

48	Allie-Cox, Mo	TE	6-6	267	9/19/1993	24	R	Virginia Commonwealth	Middleburg, VA	FA-17	
83	Anderson, Dres	WR	6-2	190	7/20/1992	25	1	Utah	Riverside, CA	FA-17	
79	Knappe, Andreas	T	6-8	315	6/2/1991	26	R	Connecticut	Silkeborg, Denmark	FA-17	
76	Liggins, Jeremy	DT	6-3	315	3/31/1993	24	R	Mississippi	Oxford, MS	FA-17	
40	Martin, Ronald	S	6-2	220	2/26/1993	24	2	LSU	Plaquemine, LA	FA-17	
38	Nixon, Taurean	CB	5-10	187	2/7/1991	26	1	Tulane	Baton Rouge, LA	FA-17	
49	Perry, Josh	OLB	6-4	253	4/26/1994	23	2	Ohio State	Galena, OH	FA-17	
36	Rice, Denzel	CB	6-0	195	3/31/1993	24	2	Coastal Carolina	Winston-Salem, NC	FA-17	
8	Walker, Phillip	QB	5-11	216	2/26/1995	22	R	Temple	Elizabeth, NJ	FA-17	
63	Williams, Isaiah	G	6-3	306	5/5/1993	24	1	Akron	Cleveland, OH	FA-17	

RESERVE/INJURED

96	Anderson, Henry	DT	6-6	301	8/3/1991	26	3	Stanford	Atlanta, GA	D3-15	9/8/0/0
69	Bond, Deyshawn	G	6-1	299	8/19/1994	23	R	Cincinnati	Indianapolis, IN	FA-17	4/4/0/0
11	Bray, Quan	WR	5-10	183	4/28/1993	24	3	Auburn	LaGrange, GA	FA-15	9/0/0/0
35	Desir, Pierre	CB	6-2	198	9/8/1990	27	4	Lindenwood	Port-au-Prince, Haiti	W-17 (SEA)	9/6/1/2
81	Hogan, Krishawn	WR	6-3	222	5/12/1995	22	R	Marian	Indianapolis, IN	FA-17	2/0/0/0
29	Hooker, Malik	S	6-2	212	4/2/1996	21	R	Ohio State	New Castle, PA	D1-17	7/6/0/0
53	Jackson, Edwin	ILB	6-0	234	12/19/1991	25	2	Georgia Southern	Atlanta, GA	FA-15	
12	Luck, Andrew	QB	6-4	240	9/12/1989	28	6	Stanford	Houston, TX	D1-12	0/0/0/8
75	Mewhort, Jack	T/G	6-6	305	8/30/1991	26	4	Ohio State	Toledo, OH	D2-14	5/5/0/0
38	Michael, Christine	RB	5-10	220	11/9/1990	27	5	Texas A&M	Beaumont, TX	FA-17	
51	Simon, John	OLB	6-1	250	10/14/1990	27	5	Ohio State	Youngstown, OH	UFA-17 (HOU)	9/9/0/3
86	Swoope, Erik	TE	6-5	258	5/8/1992	25	2	Miami (FL)	Lake Elsinore, CA	FA-14	
33	Turbin, Robert	RB	5-10	216	12/2/1989	28	6	Utah State	Fremont, CA	UFA-16 (DAL)	6/1/0/0
37	Winn, George	RB	5-11	215	11/10/1990	27	3	Cincinnati	Southfield, MI	FA-17	

COACHING STAFF

HEAD COACH: Chuck Pagano
 Rob Chudzinski (Offensive Coordinator), Ted Monachino (Defensive Coordinator), Tom McMahon (Special Teams Coordinator)
 Tim Berbenich (Offensive Assistant/Assistant Quarterbacks Coach), Maurice Drayton (Assistant Special Teams), Gary Emanuel (Defensive Line Coach),
 Joe Gilbert (Assistant Offensive Line Coach), Frank Giufre (Offensive Quality Control Coach), Jim Herrmann (Linebackers Coach), Jim Hostler (Tight Ends Coach),
 Richard Howell (Assistant Strength & Conditioning), Darren Krein (Head Strength and Conditioning Coach), Sanjay Lal (Wide Receivers Coach),
 Robert Mathis (Pass Rush Consultant), Joe Philbin (Assistant Head Coach/Offensive Line), Ryan Podell (Sports Science/Conditioning), Jeff Popovich (Defensive Quality Control Coach),
 Brian Schottenheimer (Quarterbacks Coach), Jemal Singleton (Running Backs Coach), Shawn Terlecky (Defensive Assistant), Brad White (Outside Linebackers Coach),
 Greg Williams (Defensive Backs Coach).

COLTS NUMERICAL ROSTER

NO	NAME	POS	HT	WT	DOB	AGE	EXP	COLLEGE	HOMETOWN	HOW ACQ.	GP/GS/DNP/IA
2	Rigoberto Sanchez	P	6-0	195	9/8/1994	23	R	Hawaii	Chico, CA	FA-17	13/0/0/0
4	Adam Vinatieri	K	6-0	212	12/28/1972	44	22	South Dakota State	Rapid City, SD	UFA-06 (NE)	13/0/0/0
7	Jacoby Brissett	QB	6-4	235	12/11/1992	25	2	North Carolina State	West Palm Beach, FL	T-17 (NE)	13/12/0/0
10	Donte Moncrief	WR	6-2	216	8/6/1993	24	4	Mississippi	Raleigh, MS	D3-14	12/8/0/1
13	T.Y. Hilton	WR	5-9	178	11/14/1989	28	6	Florida International	Miami, FL	D3-12	13/13/0/0
15	K.J. Brent	WR	6-3	202	8/6/1993	24	1	Wake Forest	Waxhaw, NC	FA-17	2/0/0/0
16	Scott Tolzien	QB	6-2	215	9/4/1987	30	7	Wisconsin	Rolling Meadows, IL	UFA-16 (GB)	1/1/12/0
17	Kamar Aiken	WR	6-2	216	5/30/1989	28	5	Central Florida	Miami, FL	UFA-17 (BAL)	12/7/0/1
20	Darius Butler	S	5-10	192	3/18/1986	31	9	Connecticut	Tamarac, FL	FA-12	12/2/0/1
23	Frank Gore	RB	5-9	212	5/14/1983	34	13	Miami (FL)	Coral Gables, FL	FA-15	13/13/0/0
25	Marlon Mack	RB	5-11	210	3/7/1996	21	R	South Florida	Sarasota, FL	D4-17	11/0/0/2
26	Clayton Geathers	S	6-2	220	6/1/1992	25	3	Central Florida	Georgetown, SC	D4-15	3/0/0/0
27	Nate Hairston	CB	6-0	195	6/30/1994	23	R	Temple	Washington, DC	D5-17	12/2/0/1
28	Chris Milton	CB	5-11	196	9/15/1992	25	2	Georgia Tech	Folkston, GA	FA-16	11/0/1/1
30	Rashaan Melvin	CB	6-2	196	10/2/1989	28	5	Northern Illinois	Waukegan, IL	FA-16	10/10/0/3
31	Quincy Wilson	CB	6-1	206	8/16/1996	21	R	Florida	Fort Lauderdale, FL	D2-17	4/2/1/8
32	T.J. Green	S	6-3	211	3/15/1995	22	2	Clemson	Sylacauga, AL	D2-16	13/6/0/0
34	Matt Jones	RB	6-2	239	3/7/1993	24	3	Florida	Seffner, FL	FA-17	3/0/0/7
37	D.J. White	CB	5-11	193	9/9/1993	24	2	Georgia Tech	Atlanta, GA	W-17 (KC)	0/0/1/3
39	Josh Ferguson	RB	5-10	205	5/23/1993	24	2	Illinois	Naperville, IL	FA-17	7/0/0/0
41	Matthias Farley	S	5-11	209	7/15/1992	25	2	Notre Dame	Charlotte, NC	W-16 (ARZ)	13/13/0/0
42	Kenny Moore II	CB	5-9	190	8/23/1995	22	R	Valdosta State	Valdosta, GA	W-17 (NE)	13/2/0/0
43	Ross Travis	TE	6-7	235	1/9/1993	24	2	Penn State	Chaska, MN	FA-17	12/3/0/1
44	Antonio Morrison	ILB	6-1	241	12/6/1994	23	2	Florida	Bellwood, IL	D4-16	12/12/0/1
45	Jason Vander Laan	TE	6-4	244	9/22/1992	25	1	Ferris State	Frankfort, IL	FA-17	3/0/0/0
46	Luke Rhodes	LS	6-2	238	12/2/1992	25	1	William & Mary	Holidaysburg, PA	FA-16	13/0/0/0
47	Darrell Daniels	TE	6-3	246	11/22/1994	23	R	Washington	Pittsburg, CA	FA-17	10/1/0/3
50	Anthony Walker	ILB	6-1	242	8/8/1995	22	R	Northwestern	Miami, FL	D5-17	7/0/0/6
52	Barkevious Mingo	OLB	6-4	239	10/4/1990	27	5	LSU	Belle Glade, FL	UFA-17 (NE)	13/4/0/0
56	Jermaine Grace	ILB	6-1	223	11/8/1993	24	R	Miami (FL)	Hollywood, FL	W-17 (ATL)	8/0/0/0
57	Jon Bostic	ILB	6-1	245	5/5/1991	26	5	Florida	Wellington, FL	UFA-17 (DET)	13/13/0/0
58	Tarell Basham	OLB	6-4	266	3/18/1994	23	R	Ohio	Rocky Mount, VA	D3-17	12/0/0/1
59	Jeremiah George	ILB	5-11	234	1/24/1992	25	3	Iowa State	Clearwater, FL	FA-17	13/1/0/0
61	Anthony Fabiano	C	6-4	303	7/13/1993	24	1	Harvard	Wakefield, MA	FA-17	2/0/0/0
62	Le'Raven Clark	T	6-5	311	4/22/1993	24	2	Texas Tech	Rockdale, TX	D3-16	12/3/0/1
65	Tyreek Burwell	T	6-6	310	3/11/1992	25	3	Cincinnati	Huntington Station, NY	FA-17	0/0/1/4
67	Jeremy Vujnovich	T	6-5	300	10/12/1990	27	1	Louisiana College	Belle Chasse, LA	FA-16	13/13/0/0
71	Denzelle Good	T/G	6-5	345	3/8/1991	26	3	Mars Hill	Gaffney, SC	D7-15	5/4/0/0
72	Mike Person	C	6-4	300	6/17/1988	29	7	Montana State	Glendive, MT	FA-17	9/1/0/0
73	Joe Haeg	T/G	6-6	305	3/11/1993	24	2	North Dakota State	Lake Shore, MN	D5-16	13/12/0/0
74	Anthony Castonzo	T	6-7	311	8/9/1988	29	7	Boston College	Hawthorn Woods, IL	D1-11	13/13/0/0
78	Ryan Kelly	C	6-4	309	5/30/1993	24	2	Alabama	West Chester, OH	D1-16	7/7/0/6
80	Chester Rogers	WR	6-1	184	1/12/1994	23	2	Grambling State	Huntsville, AL	FA-16	8/1/0/5
84	Jack Doyle	TE	6-6	262	5/5/1990	27	5	Western Kentucky	Indianapolis, IN	W-13 (TEN)	12/12/0/1
85	Brandon Williams	TE	6-3	260	10/13/1987	30	5	Oregon	Merrionette Park, IL	UFA-17 (SEA)	13/9/0/0
90	Grover Stewart	DT	6-4	333	10/20/1993	24	R	Albany State	Camilla, GA	D4-17	12/0/0/1
91	Hassan Ridgeway	DT	6-3	318	11/2/1994	23	2	Texas	Mansfield, TX	D4-16	10/0/0/3
92	Margus Hunt	DE	6-8	298	7/14/1987	30	5	SMU	Karksi-Nuia, Estonia	UFA-17 (CIN)	13/3/0/0
93	Jabaa Sheard	OLB	6-3	265	5/10/1989	28	7	Pittsburgh	Hollywood Hills, FL	UFA-17 (NE)	13/13/0/0
94	Joey Mbu	NT	6-3	323	3/28/1993	24	1	Houston	Richmond, TX	FA-17	4/0/0/0
95	Johnathan Hankins	DT	6-2	325	3/30/1992	25	5	Ohio State	Dearborn Heights, MI	UFA-17 (NYG)	13/13/0/0
97	Anthony Johnson	DE	6-2	295	1/24/1993	24	3	LSU	Baton Rouge, LA	FA-17	1/0/0/0
99	Al Woods	NT	6-4	330	3/25/1987	30	8	LSU	Jennings, LA	FA-17	13/13/0/0

PRACTICE SQUAD

8	Phillip Walker	QB	5-11	216	2/26/1995	22	R	Temple	Elizabeth, NJ	FA-17	
36	Denzel Rice	CB	6-0	195	3/31/1993	24	2	Coastal Carolina	Winston-Salem, NC	FA-17	
38	Taurean Nixon	CB	5-10	187	2/7/1991	26	1	Tulane	Baton Rouge, LA	FA-17	
40	Ronald Martin	S	6-2	220	2/26/1993	24	2	LSU	Plaquemine, LA	FA-17	
48	Mo Alie-Cox	TE	6-6	267	9/19/1993	24	R	Virginia Commonwealth	Middleburg, VA	FA-17	
49	Josh Perry	OLB	6-4	253	4/26/1994	23	2	Ohio State	Galena, OH	FA-17	
63	Isaiah Williams	G	6-3	306	5/5/1993	24	1	Akron	Cleveland, OH	FA-17	
76	Jeremy Liggins	DT	6-3	315	3/31/1993	24	R	Mississippi	Oxford, MS	FA-17	
79	Andreas Knappe	T	6-8	315	6/2/1991	26	R	Connecticut	Silkeborg, Denmark	FA-17	
83	Dres Anderson	WR	6-2	190	7/20/1992	25	1	Utah	Riverside, CA	FA-17	

RESERVE/INJURED

11	Quan Bray	WR	5-10	183	4/28/1993	24	3	Auburn	LaGrange, GA	FA-15	9/0/0/0
12	Andrew Luck	QB	6-4	240	9/12/1989	28	6	Stanford	Houston, TX	D1-12	0/0/0/8
29	Malik Hooker	S	6-2	212	4/2/1996	21	R	Ohio State	New Castle, PA	D1-17	7/6/0/0
33	Robert Turbin	RB	5-10	216	12/2/1989	28	6	Utah State	Fremont, CA	UFA-16 (DAL)	6/1/0/0
35	Pierre Desir	CB	6-2	198	9/8/1990	27	4	Lindenwood	Port-au-Prince, Haiti	W-17 (SEA)	9/6/1/2
37	George Winn	RB	5-11	215	11/10/1990	27	3	Cincinnati	Southfield, MI	FA-17	
38	Christine Michael	RB	5-10	220	11/9/1990	27	5	Texas A&M	Beaumont, TX	FA-17	
51	John Simon	OLB	6-1	250	10/14/1990	27	5	Ohio State	Youngstown, OH	UFA-17 (HOU)	9/9/0/3
53	Edwin Jackson	ILB	6-0	234	12/19/1991	25	2	Georgia Southern	Atlanta, GA	FA-15	
69	Deyshawn Bond	G	6-1	299	8/19/1994	23	R	Cincinnati	Indianapolis, IN	FA-17	4/4/0/0
75	Jack Mewhort	T/G	6-6	305	8/30/1991	26	4	Ohio State	Toledo, OH	D2-14	5/5/0/0
81	Krishawn Hogan	WR	6-3	222	5/12/1995	22	R	Marian	Indianapolis, IN	FA-17	2/0/0/0
86	Erik Swoope	TE	6-5	258	5/8/1992	25	2	Miami (FL)	Lake Elsinore, CA	FA-14	
96	Henry Anderson	DT	6-6	301	8/3/1991	26	3	Stanford	Atlanta, GA	D3-15	9/8/0/0

COACHING STAFF

HEAD COACH: Chuck Pagano

Rob Chudzinski (Offensive Coordinator), Ted Monachino (Defensive Coordinator), Tom McMahon (Special Teams Coordinator)
 Tim Berenich (Offensive Assistant/Assistant Quarterbacks Coach), Maurice Drayton (Assistant Special Teams), Gary Emanuel (Defensive Line Coach),
 Joe Gilbert (Assistant Offensive Line Coach), Frank Giufre (Offensive Quality Control Coach), Jim Herrmann (Linebackers Coach), Jim Hostler (Tight Ends Coach),
 Richard Howell (Assistant Strength & Conditioning), Darren Krein (Head Strength and Conditioning Coach), Sanjay Lal (Wide Receivers Coach),
 Robert Mathis (Pass Rush Consultant), Joe Philbin (Assistant Head Coach/Offensive Line), Ryan Podell (Sports Science/Conditioning), Jeff Popovich (Defensive Quality Control Coach),
 Brian Schottenheimer (Quarterbacks Coach), Jemal Singleton (Running Backs Coach), Shawn Terlecky (Defensive Assistant), Brad White (Outside Linebackers Coach),
 Greg Williams (Defensive Backs Coach).

ROSTER BY EXPERIENCE

NO	NAME	POS	HT	WT	DOB	AGE	EXP	COLLEGE	HOMETOWN	HOW ACQ.
22nd Year (1)										
4	Adam Vinatieri	K	6-0	212	12/28/1972	44	22	South Dakota State	Rapid City, SD	UFA-06 (NE)
13th Year (1)										
23	Frank Gore	RB	5-9	212	5/14/1983	34	13	Miami (FL)	Coral Gables, FL	FA-15
9th Year (1)										
20	Darius Butler	S	5-10	192	3/18/1986	31	9	Connecticut	Tamarac, FL	FA-12
8th Year (1)										
99	Al Woods	NT	6-4	330	3/25/1987	30	8	LSU	Jennings, LA	FA-17
7th Year (4)										
16	Scott Tolzien	QB	6-2	215	9/4/1987	30	7	Wisconsin	Rolling Meadows, IL	UFA-16 (GB)
72	Mike Person	C	6-4	300	6/17/1988	29	7	Montana State	Glendive, MT	FA-17
74	Anthony Castonzo	T	6-7	311	8/9/1988	29	7	Boston College	Hawthorn Woods, IL	D1-11
93	Jabaal Sheard	OLB	6-3	265	5/10/1989	28	7	Pittsburgh	Hollywood Hills, FL	UFA-17 (NE)
6th Year (1)										
13	T.Y. Hilton	WR	5-9	178	11/14/1989	28	6	Florida International	Miami, FL	D3-12
5th Year (8)										
17	Kamar Aiken	WR	6-2	216	5/30/1989	28	5	Central Florida	Miami, FL	UFA-17 (BAL)
30	Rashaan Melvin	CB	6-2	196	10/2/1989	28	5	Northern Illinois	Waukegan, IL	FA-16
52	Barkevious Mingo	OLB	6-4	239	10/4/1990	27	5	LSU	Belle Glade, FL	UFA-17 (NE)
57	Jon Bostic	ILB	6-1	245	5/5/1991	26	5	Florida	Wellington, FL	UFA-17 (DET)
84	Jack Doyle	TE	6-6	262	5/5/1990	27	5	Western Kentucky	Indianapolis, IN	W-13 (TEN)
85	Brandon Williams	TE	6-3	260	10/13/1987	30	5	Oregon	Merrionette Park, IL	UFA-17 (SEA)
92	Margus Hunt	DE	6-8	298	7/14/1987	30	5	SMU	Karksi-Nuia, Estonia	UFA-17 (CIN)
95	Johnathan Hankins	DT	6-2	325	3/30/1992	25	5	Ohio State	Dearborn Heights, MI	UFA-17 (NYG)
4th Year (1)										
10	Donte Moncrief	WR	6-2	216	8/6/1993	24	4	Mississippi	Raleigh, MS	D3-14
3rd Year (6)										
65	Tyreek Burwell	T	6-6	310	3/11/1992	25	3	Cincinnati	Huntington Station, NY	FA-17
26	Clayton Geathers	S	6-2	220	6/1/1992	25	3	Central Florida	Georgetown, SC	D4-15
59	Jeremiah George	ILB	5-11	234	1/24/1992	25	3	Iowa State	Clearwater, FL	FA-17
71	Denzelle Good	T/G	6-5	345	3/8/1991	26	3	Mars Hill	Gaffney, SC	D7-15
97	Anthony Johnson	DE	6-2	295	1/24/1993	24	3	LSU	Baton Rouge, LA	FA-17
34	Matt Jones	RB	6-2	239	3/7/1993	24	3	Florida	Seffner, FL	FA-17
2nd Year (13)										
7	Jacoby Brissett	QB	6-4	235	12/11/1992	25	2	North Carolina State	West Palm Beach, FL	T-17 (NE)
28	Chris Milton	CB	5-11	196	9/15/1992	25	2	Georgia Tech	Folkston, GA	FA-16
32	T.J. Green	S	6-3	211	3/15/1995	22	2	Clemson	Sylacauga, AL	D2-16
37	D.J. White	CB	5-11	193	9/9/1993	24	2	Georgia Tech	Atlanta, GA	W-17 (KC)
39	Josh Ferguson	RB	5-10	205	5/23/1993	24	2	Illinois	Naperville, IL	FA-17
41	Matthias Farley	S	5-11	209	7/15/1992	25	2	Notre Dame	Charlotte, NC	W-16 (ARZ)
43	Ross Travis	TE	6-7	235	1/9/1993	24	2	Penn State	Chaska, MN	FA-17
44	Antonio Morrison	ILB	6-1	241	12/6/1994	23	2	Florida	Bellwood, IL	D4-16
62	Le'Raven Clark	T	6-5	311	4/22/1993	24	2	Texas Tech	Rockdale, TX	D3-16
73	Joe Haeg	T/G	6-6	305	3/11/1993	24	2	North Dakota State	Lake Shore, MN	D5-16
78	Ryan Kelly	C	6-4	309	5/30/1993	24	2	Alabama	West Chester, OH	D1-16
80	Chester Rogers	WR	6-1	184	1/12/1994	23	2	Grambling State	Huntsville, AL	FA-16
91	Hassan Ridgeway	DT	6-3	318	11/2/1994	23	2	Texas	Mansfield, TX	D4-16
1st Year (7)										
15	K.J. Brent	WR	6-3	202	8/6/1993	24	1	Wake Forest	Waxhaw, NC	FA-17
45	Jason Vander Laan	TE	6-4	244	9/22/1992	25	1	Ferris State	Frankfort, IL	FA-17
46	Luke Rhodes	LS	6-2	238	12/2/1992	25	1	William & Mary	Holidaysburg, PA	FA-16
61	Anthony Fabiano	C	6-4	303	7/13/1993	24	1	Harvard	Wakefield, MA	FA-17
64	Dillon Day	C	6-4	299	10/17/1991	26	1	Mississippi State	West Monroe, LA	W-17 (DEN)
67	Jeremy Vujnovich	T	6-5	300	10/12/1990	27	1	Louisiana College	Belle Chasse, LA	FA-16
94	Joey Mbu	NT	6-3	323	3/28/1993	24	1	Houston	Richmond, TX	FA-17
Rookies (10)										
2	Rigoberto Sanchez	P	6-0	195	9/8/1994	23	R	Hawaii	Chico, CA	FA-17
25	Marlon Mack	RB	5-11	210	3/7/1996	21	R	South Florida	Sarasota, FL	D4-17
27	Nate Hairston	CB	6-0	195	6/30/1994	23	R	Temple	Washington, DC	D5-17
31	Quincy Wilson	CB	6-1	206	8/16/1996	21	R	Florida	Fort Lauderdale, FL	D2-17
42	Kenny Moore II	CB	5-9	190	8/23/1995	22	R	Valdosta State	Valdosta, GA	W-17 (NE)
47	Darrell Daniels	TE	6-3	246	11/22/1994	23	R	Washington	Pittsburg, CA	FA-17
50	Anthony Walker	ILB	6-1	242	8/8/1995	22	R	Northwestern	Miami, FL	D5-17
56	Jermaine Grace	ILB	6-1	223	11/8/1993	24	R	Miami (FL)	Hollywood, FL	W-17 (ATL)
58	Tarell Basham	OLB	6-4	266	3/18/1994	23	R	Ohio	Rocky Mount, VA	D3-17
90	Grover Stewart	DT	6-4	333	10/20/1993	24	R	Albany State	Camilla, GA	D4-17

Indiana Ties

Two coaches and two players are either natives of Indiana or coached/played at the collegiate level in the state of Indiana.

Coaches with ties to Indiana (2)

Coach	Position	College coached
Gary Emanuel	Defensive Line	Purdue (1997-2004, 2010-11)
Ryan Podell	Strength and Conditioning G.A.	Ball State (2006-08)
	Strength and Conditioning Intern	Notre Dame (2007)

Players with ties to Indiana (2)

Player	Position	Hometown/College
Jack Doyle	Tight End	Indianapolis
Matthias Farley	Safety	Notre Dame

Roster Rundown

Rookies and first-year players	17
Players with three years or less NFL experience	36
Players age 30 or older	7
Players drafted by Indianapolis	17
Average age	26
Average height	74.2 inches
Average weight	249 pounds

Other roster notables

Original Draftees	17 – Anderson, Basham, Castonzo, Clark, Geathers, Green, Haeg, Hairston, Hilton, Kelly, Mack, Moncrief, Morrison, Ridgeway, Stewart, Walker, Wilson
2017 Draftees	6 – Basham, Hairston, Mack, Stewart, Walker, Wilson
Players acquired via trade	1 – Jacoby Brissett (T-17 NE)
Oldest Player on roster	Adam Vinatieri – 44 years old (12/28/72)
Youngest Player on roster	Quincy Wilson – 21 years old (8/16/96)
Most experience	22 seasons – Adam Vinatieri
Tallest player(s) on roster	6'8" (Hunt)
Shortest player(s) on roster	5'9" (Gore, Hilton, Moore II)
The college(s) represented the most	Florida with 4 (Bostic, Jones, Morrison, Wilson)
Players not from FBS schools	9 – Joe Haeg (North Dakota State), Kenny Moore II (Valdosta State), Mike Person (Montana State), Luke Rhodes (William & Mary), Chester Rogers (Grambling State), Grover Stewart (Albany State), Jason Vander Laan (Ferris State), Adam Vinatieri (South Dakota State), Jeremy Vujnovich (Louisiana College).
Most players by home state	14 – Florida
Most players by college conference	9 – Atlantic Coast Conference, Southeastern Conference
Hometown closest to Indianapolis	Jack Doyle – Indianapolis
Hometown furthest from Indianapolis	Margus Hunt – Karksi-Nuia, Estonia (4,633 miles)

COLTS TRANSACTIONS

DATE	POS.	PLAYER	TRANSACTION	DATE	POS.	PLAYER	TRANSACTION
1/2	OLB	Lavar Edwards	Signed a reserve/future contract	5/15	CB	Chris Lyles	Waived
1/2	WR	Marcus Leak	Signed a reserve/future contract	5/15	WR	Jerome Lane	Waived
1/2	S	Stefan McClure	Signed a reserve/future contract	5/15	G	Christopher Muller	Waived
1/2	CB	Tevin Mitchel	Signed a reserve/future contract	5/15	C	Austin Blythe	Waived
1/2	QB	Stephen Morris	Signed a reserve/future contract	5/15	CB	Frankie Williams	Waived
1/2	G	Adam Redmond	Signed a reserve/future contract	5/15	CB	Dante Blackmon	Signed as an undrafted free agent
1/2	WR	Tevaun Smith	Signed a reserve/future contract	5/15	S	Tyson Graham Jr.	Signed as an undrafted free agent
1/2	CB	Larry Scott	Signed a reserve/future contract	5/15	G	Blake Muir	Signed as a free agent
1/6	K	Devon Bell	Signed a reserve/future contract	5/15	WR	Al-Damion Riles	Signed as an undrafted free agent
1/9	OLB	Alex Bazzie	Signed a reserve/future contract	5/15	T	Andrew Wylie	Signed as an undrafted free agent
1/12	S	Lee Hightower	Signed a reserve/future contract	5/15	T	Zach Banner	Signed contract
2/9	ILB	D'Qwell Jackson	Released	5/16	CB	Frankie Williams	Placed on Reserve/PUP
2/27	T	Fahn Cooper	Signed as a free agent	5/17	RB	Marlon Mack	Signed contract
3/8	TE	Jack Doyle	Signed contract extension	5/18	S	Malik Hooker	Signed contract
3/9	TE	Dwayne Allen	Traded to the New England Patriots along with a 2017 sixth-round draft pick in exchange for a 2017 fourth-round draft pick	5/18	DT	Grover Stewart	Signed contract
				5/19	OLB	Tarell Basham	Signed contract
3/10	CB	Patrick Robinson	Released	5/22	CB	Frankie Williams	Waived from Reserve/PUP
3/10	P	Jeff Locke	Signed as an unrestricted free agent (MIN)	6/1	RB	Christine Michael	Signed as a free agent
3/10	OLB	John Simon	Signed as an unrestricted free agent (HOU)	6/1	RB	Brandon Radcliff	Waived
3/10	OLB	Jabaal Sheard	Signed as an unrestricted free agent (NE)	6/12	WR	Chris Briggs	Signed as a free agent
3/13	OLB	Barkevious Mingo	Signed as an unrestricted free agent (NE)	6/12	WR	Trey Griffey	Waived-Injured
3/13	DE	Margus Hunt	Signed as an unrestricted free agent (CIN)	6/12	CB	Reginald Porter	Waived
3/13	C/G	Brian Schwenke	Signed as an unrestricted free agent (TEN)	6/12	S	Tyvis Powell	Claimed off waivers (CLE)
3/15	RB	Robert Turbin	Signed contract extension	6/13	WR	Trey Griffey	Placed on Injured Reserve
3/16	NT	Al Woods	Signed as a free agent	6/14	WR	Marcus Leak	Waived
3/17	S	Darius Butler	Signed contract extension	6/14	WR	Al-Damion Riles	Waived
3/20	ILB	Sean Spence	Signed as an unrestricted free agent (TEN)	6/14	DT	Kristjan Sokoli	Waived
3/20	TE	Brandon Williams	Signed as an unrestricted free agent (SEA)	6/14	WR	Harvey Binford	Signed as a free agent
3/21	WR	Kamar Aiken	Signed as an unrestricted free agent (BAL)	6/14	WR	Fred Brown	Signed as a free agent
3/23	LS	Joe Fortunato	Signed as an undrafted free agent	6/14	ILB	Jeremiah George	Signed as a free agent
3/24	DT	Art Jones	Released	6/15	RB	Christine Michael	Placed on Injured Reserve
4/14	DT	Johnathan Hankins	Signed as an unrestricted free agent (NYG)	6/15	RB	Troymaine Pope	Signed as a free agent
4/17	WR	Quan Bray	Signed tender	7/7	WR	Trey Griffey	Waived from Injured Reserve
4/17	TE	Erik Swoope	Signed tender	7/25	QB	Andrew Luck	Placed on the Active/Physically Unable To Perform list
4/20	ILB	Jon Bostic	Signed as an unrestricted free agent (DET)	7/25	S	Clayton Geathers	Placed on the Active/Physically Unable To Perform list
4/21	TE	Mo Alie-Cox	Signed as a free agent	7/25	S	Malik Hooker	Placed on the Active/Physically Unable To Perform list
4/27	S	Malik Hooker	Selected in the first round (15th overall) of the NFL Draft	7/29	S	Malik Hooker	Restored to the active roster from the Physically Unable to Perform List
4/28	CB	Quincy Wilson	Selected in the second round (46th overall) of the NFL Draft	7/29	DE	Kendall Langford	Placed on the Active/Physically Unable To Perform list
4/28	OLB	Tarell Basham	Selected in the third round (80th overall) of the NFL Draft	7/29	C/G	Brian Schwenke	Placed on the Active/Physically Unable To Perform list
4/29	T	Zach Banner	Selected in the fourth round (137th overall) of the NFL Draft	7/30	TE	Henry Krieger-Coble	Claimed off waivers (DEN)
4/29	RB	Marlon Mack	Selected in the fourth round (143rd overall) of the NFL Draft	7/30	TE	Colin Jeter	Waived-Injured
4/29	DT	Grover Stewart	Selected in the fourth round (144th overall) of the NFL Draft	8/2	T	Arturo Uzdevinis	Signed as a free agent
4/29	CB	Nate Hairston	Selected in the fifth round (158th overall) of the NFL Draft	8/2	T	Jerry Ugokwe	Waived
4/29	ILB	Anthony Walker	Selected in the fifth round (161st overall) of the NFL Draft	8/4	TE	Colin Jeter	Waived from Injured Reserve
5/1	LS	Matt Overton	Released	8/5	TE	Steven Wroblewski	Signed as a free agent
5/1	S	Duke Williams	Released	8/5	TE	Mo Alie-Cox	Waived-Injured
5/1	CB	Charles James II	Waived	8/6	TE	Mo Alie-Cox	Placed on Injured Reserve
5/1	OLB	Alex Bazzie	Waived	8/7	WR	Harvey Binford	Waived-Injured
5/1	P	Devon Bell	Waived	8/7	WR	Marvin Bracy	Signed as a free agent
5/1	LS	Joe Fortunato	Waived	8/9	WR	Valdez Showers	Signed as a free agent
5/1	ILB	Deon King	Waived	8/9	RB	George Winn	Signed as a free agent
5/1	S	Stefan McClure	Waived	8/9	WR	Chris Briggs	Waived-Injured
5/1	CB	Larry Scott	Waived	8/9	WR	Tevaun Smith	Waived-Injured
5/1	WR	Devin Street	Waived	8/9	DE	Kendall Langford	Released/Failed Physical
5/3	G	Isiah Cage	Waived	8/9	WR	Brian Riley	Signed as a free agent
5/4	G	Deyshawn Bond	Signed as an undrafted free agent	8/10	WR	Chris Briggs	Placed on Injured Reserve
5/4	RB	Dalton Crossan	Signed as an undrafted free agent	8/10	WR	Tevaun Smith	Placed on Injured Reserve
5/4	TE	Darrell Daniels	Signed as an undrafted free agent	8/10	TE	Mo Alie-Cox	Waived from Injured Reserve
5/4	WR	Trey Griffey	Signed as an undrafted free agent	8/10	WR	Harvey Binford	Waived from Injured Reserve
5/4	LS	Thomas Hennessy	Signed as an undrafted free agent	8/15	WR	Justice Liggins	Signed as a free agent
5/4	WR	Bug Howard	Signed as an undrafted free agent	8/15	RB	Dalton Crossan	Waived-Injured
5/4	TE	Colin Jeter	Signed as an undrafted free agent	8/16	WR	Chris Briggs	Waived from Injured Reserve
5/4	WR	Jerome Lane	Signed as an undrafted free agent	8/16	WR	Tevaun Smith	Waived from Injured Reserve
5/4	CB	Chris Lyles	Signed as an undrafted free agent	8/16	RB	Dalton Crossan	Placed on Injured Reserve
5/4	G	Christopher Muller	Signed as an undrafted free agent	8/18	G	Terran Vaughn	Signed as a free agent
5/4	WR	JoJo Natson	Signed as an undrafted free agent	8/18	OLB	Deiontrez Mount	Waived-Injured
5/4	CB	Reginald Porter	Signed as an undrafted free agent	8/19	OLB	Deiontrez Mount	Placed on Injured Reserve
5/4	RB	Brandon Radcliff	Signed as an undrafted free agent	8/21	CB	Chris Culliver	Signed as a free agent
5/4	P	Rigoberto Sanchez	Signed as an undrafted free agent	8/21	CB	Corey White	Signed as a free agent
5/4	OLB	Garrett Sickels	Signed as an undrafted free agent	8/21	CB	Darryl Morris	Placed on Injured Reserve
5/4	DE	Jhaustin Thomas	Signed as an undrafted free agent	8/21	T	Blake Muir	Waived-Injured
5/4	T	Jerry Ugokwe	Signed as an undrafted free agent	8/22	RB	Dalton Crossan	Waived from Injured Reserve
5/4	QB	Phillip Walker	Signed as an undrafted free agent	8/23	ILB	Darnell Sankey	Signed as a free agent
5/11	CB	Quincy Wilson	Signed contract	8/23	CB	Tevin Mitchel	Waived-Injured
5/11	CB	Nate Hairston	Signed contract	8/23	C/G	Brian Schwenke	Restored to the active roster from the Physically Unable to Perform List
5/11	ILB	Anthony Walker	Signed contract	8/23	G	Blake Muir	Placed on Injured Reserve
5/12	DT	Josh Boyd	Signed as a free agent	8/24	CB	Tevin Mitchel	Placed on Injured Reserve
5/12	OLB	Curt Maggitt	Waived (Injury Settlement)	8/25	OLB	Deiontrez Mount	Waived from Injured Reserve
				8/28	P	Jeff Locke	Released
				8/28	LS	Thomas Hennessy	Traded to the New York Jets in exchange for Ronald Martin

DATE	POS.	PLAYER	TRANSACTION	DATE	POS.	PLAYER	TRANSACTION
8/28	S	Ronald Martin	Acquired in a trade with the New York Jets in exchange for Thomas Hennessy	9/12	WR	Fred Brown	Released from the practice squad
8/28	S	Earl Wolff, IV	Signed as a free agent	9/12	S	Ronald Martin	Released from the practice squad
8/28	G	Blake Muir	Waived from Injured Reserve	9/13	ILB	Sean Spence	Signed as a free agent
8/29	RB	Daryl Richardson	Signed as a free agent	9/13	T/G	Denzelle Good	Placed on Injured Reserve
8/29	RB	George Winn	Placed on Injured Reserve	9/15	WR	Fred Brown	Signed to the practice squad
8/29	TE	Steven Wroblewski	Waived	9/15	WR	Devin Lucien	Placed on practice squad injured
8/29	RB	De'Mard Llorens	Signed as a free agent	9/16	WR	Matt Hazel	Waived
9/2	CB	Danté Blackmon	Waived	9/16	ILB	Darnell Sankey	Signed to the active roster from the practice squad
9/2	DT	Josh Boyd	Waived	9/18	ILB	Darnell Sankey	Waived
9/2	WR	Marvin Bracy	Waived	9/18	WR	Matt Hazel	Signed as a free agent
9/2	WR	Fred Brown	Waived	9/18	OLB	Josh Perry	Signed to the practice squad
9/2	T	Fahn Cooper	Waived	9/19	WR	Cyril Grayson	Signed to the practice squad
9/2	S	Tyson Graham Jr.	Waived	9/19	WR	Fred Brown	Released from the practice squad
9/2	S	Lee Hightower	Waived	9/22	RB	Matt Jones	Signed to the active roster from the practice squad
9/2	WR	Bug Howard	Waived	9/22	G	Ian Silberman	Waived
9/2	TE	Henry Krieger-Coble	Waived	9/25	WR	Matt Hazel	Waived
9/2	WR	Justice Liggins	Waived	9/26	WR	Krishawn Hogan	Signed to the active roster from the practice squad
9/2	RB	De'Mard Llorens	Waived	9/26	TE	Marcus Lucas	Signed to the practice squad
9/2	DT	T.Y. McGill	Waived	9/26	G	Ian Silberman	Signed to the practice squad
9/2	WR	JoJo Natson	Waived	9/26	CB	Tevin Mitchel	Waived from Injured Reserve
9/2	DT	David Parry	Waived	9/26	OLB	Johnathan Calvin	Released from the practice squad
9/2	RB	Troymaine Pope	Waived	9/26	TE	Henry Krieger-Coble	Released from the practice squad
9/2	G	Adam Redmond	Waived	9/26	T	Andrew Wylie	Released from the practice squad
9/2	WR	Brian Riley	Waived	9/26	WR	Matt Hazel	Signed to the practice squad
9/2	ILB	Darnell Sankey	Waived	9/26	RB	Troymaine Pope	Signed to the practice squad
9/2	WR	Valdez Showers	Waived	9/26	CB	Channing Stribling	Signed to the practice squad
9/2	OLB	Garrett Sickels	Waived	9/29	ILB	Darnell Sankey	Signed to the practice squad
9/2	DE	Jhaustin Thomas	Waived	9/29	RB	Troymaine Pope	Released from the practice squad
9/2	T	Arturo Uzdavinis	Waived	10/3	G	Kyle Kalis	Signed to the active roster from the Washington Redskins practice squad
9/2	G	Terran Vaughn	Waived	10/3	C	Mike Person	Signed as a free agent
9/2	QB	Phillip Walker	Waived	10/3	TE	Evan Baylis	Signed to the practice squad
9/2	S	Andrew Williamson	Waived	10/3	C	Deyshawn Bond	Placed on Injured Reserve
9/2	T	Andrew Wylie	Waived	10/3	TE	Marcus Lucas	Placed on practice squad injured
9/2	OLB	Akeem Ayers	Released	10/3	CB	Darryl Morris	Released from Injured Reserve
9/2	OLB	Lavar Edwards	Released	10/3	WR	Devin Lucien	Released from practice squad injured
9/2	RB	Daryl Richardson	Released	10/6	TE	Henry Krieger-Coble	Signed as a free agent
9/2	ILB	Sean Spence	Released	10/6	C	Adam Redmond	Waived
9/2	CB	Corey White	Released	10/7	TE	Mo Alie-Cox	Signed to the practice squad
9/2	RB	Josh Ferguson	Waived-Injured	10/7	TE	Evan Baylis	Released from the practice squad
9/2	S	Tyvis Powell	Waived-Injured	10/9	CB	Chris Culliver	Released from Injured Reserve
9/2	S	Clayton Geathers	Placed on Reserve/PUP	10/9	WR	Krishawn Hogan	Placed on Injured Reserve
9/2	CB	Chris Culliver	Placed on Injured Reserve	10/9	ILB	Darnell Sankey	Signed to the active roster from the practice squad
9/2	ILB	Edwin Jackson	Placed on Injured Reserve	10/9	RB	Marcus Murphy	Signed to the practice squad
9/2	S	Earl Wolff, IV	Placed on Injured Reserve	10/10	TE	Marcus Lucas	Released from practice squad injured
9/2	QB	Andrew Luck	Restored to the active roster from the Physically Unable to Perform List	10/14	T/G	Jack Mewhort	Placed on Injured Reserve
9/2	WR	Phillip Dorsett	Traded to the New England Patriots in exchange for QB Jacoby Brissett	10/14	G	Isaiah Williams	Signed to the active roster from the Kansas City practice squad
9/2	QB	Jacoby Brissett	Acquired in a trade with the New England Patriots in exchange for WR Phillip Dorsett	10/17	RB	Josh Ferguson	Signed to the practice squad
9/3	CB	Pierre Desir	Claimed off waivers (SEA)	10/17	WR	Cyril Grayson	Released from the practice squad
9/3	WR	Matt Hazel	Claimed off waivers (WAS)	10/20	RB	Robert Turbin	Placed on Injured Reserve
9/3	RB	Matt Jones	Claimed off waivers (WAS)	10/20	RB	Josh Ferguson	Signed to the active roster from the practice squad
9/3	CB	Kenny Moore II	Claimed off waivers (NE)	10/24	S	Malik Hooker	Placed on Injured Reserve
9/3	G	Ian Silberman	Claimed off waivers (OAK)	10/24	WR	K.J. Brent	Signed to the practice squad
9/3	T	Zach Banner	Waived	10/24	S	Ronald Martin	Signed to the practice squad
9/3	S	Ronald Martin	Waived	10/24	RB	Marcus Murphy	Released from the practice squad
9/3	QB	Stephen Morris	Waived	10/25	C	Dillon Day	Claimed off waivers (DEN)
9/3	C	Brian Schwenke	Released	10/27	TE	Henry Krieger-Coble	Waived
9/3	TE	Brandon Williams	Released	10/27	OLB	Josh Perry	Signed to the active roster from the practice squad
9/3	WR	Fred Brown	Signed to the practice squad	10/31	OLB	Vontarris Dora	Signed to the practice squad
9/3	TE	Henry Krieger-Coble	Signed to the practice squad	11/2	QB	Andrew Luck	Placed on Injured Reserve
9/3	G	Adam Redmond	Signed to the practice squad	11/2	T	Tyreek Burwell	Signed to the active roster from the practice squad
9/3	ILB	Darnell Sankey	Signed to the practice squad	11/3	TE	Jason Vander Laan	Signed to the practice squad
9/3	OLB	Garrett Sickels	Signed to the practice squad	11/6	C	Dillon Day	Waived
9/3	QB	Phillip Walker	Signed to the practice squad	11/6	CB	Channing Stribling	Released from the practice squad
9/3	S	Andrew Williamson	Signed to the practice squad	11/6	CB	Denzel Rice	Signed to the practice squad
9/4	TE	Brandon Williams	Signed as a free agent	11/6	CB	D.J. White	Claimed off waivers (KC)
9/4	TE	Erik Swoope	Placed on Injured Reserve	11/7	WR	Quan Bray	Placed on Injured Reserve
9/4	NT	Joey Mbu	Signed to the practice squad	11/7	DT	Joey Mbu	Signed to the active roster from the practice squad
9/4	T	Andrew Wylie	Signed to the practice squad	11/7	DT	Anthony Johnson	Signed to the practice squad
9/4	WR	Krishawn Hogan	Signed to the practice squad	11/9	CB	Vontae Davis	Released
9/5	RB	Josh Ferguson	Placed on Injured Reserve	11/9	DE	Henry Anderson	Placed on Injured Reserve
9/5	S	Tyvis Powell	Placed on Injured Reserve	11/9	WR	Matt Hazel	Signed to the active roster from the practice squad
9/5	S	Andrew Williamson	Released from the practice squad	11/9	WR	KeVonn Mabon	Signed to the practice squad
9/5	S	Ronald Martin	Signed to the practice squad	11/9	T/G	Denzelle Good	Activated from the Injured Reserve list
9/8	S	Earl Wolff, IV	Released from Injured Reserve	11/13	WR	Dres Anderson	Signed to the practice squad
9/8	RB	Josh Ferguson	Waived from Injured Reserve	11/13	WR	KeVonn Mabon	Released from the practice squad
9/9	RB	Matt Jones	Waived	11/14	S	Clayton Geathers	Activated from Reserve/Physically Unable To Perform list
9/9	G	Adam Redmond	Signed to the active roster from the practice squad				
9/11	T	Tyreek Burwell	Signed to the practice squad				
9/12	RB	Matt Jones	Signed to the practice squad				
9/12	OLB	Garrett Sickels	Released from the practice squad				
9/12	CB	Tyvis Powell	Waived from Injured Reserve				
9/12	OLB	Johnathan Calvin	Signed to the practice squad				
9/12	WR	Devin Lucien	Signed to the practice squad				

DATE	POS.	PLAYER	TRANSACTION
11/14	OLB	Josh Perry	Waived
11/14	OLB	Vontarrius Dora	Released from the practice squad
11/15	ILB	Jermaine Grace	Claimed off waivers (ATL)
11/15	ILB	Darnell Sankey	Waived
11/15	OLB	Josh Perry	Signed to the practice squad
11/21	DT	Jeremy Liggins	Signed to the practice squad
11/21	G	Ian Silberman	Released from the practice squad
11/25	G	Isaiah Williams	Waived
11/25	TE	Jason Vander Laan	Signed to the active roster from the practice squad
11/27	G	Isaiah Williams	Signed to the practice squad
11/28	C	Anthony Fabiano	Signed to the practice squad
11/28	DT	Jeremy Liggins	Released from the practice squad
11/28	TE	Ross Travis	Claimed off waivers (KC)
11/28	WR	Matt Hazel	Waived
12/2	WR	K.J. Brent	Signed to the active roster from the practice squad
12/2	C	Anthony Fabiano	Signed to the active roster from the practice squad
12/2	G	Kyle Kalis	Waived-Injured
12/2	RB	Matt Jones	Waived
12/4	T	Andreas Knappe	Signed to the practice squad
12/4	CB	Pierre Desir	Placed on Injured Reserve
12/4	RB	Matt Jones	Signed as a free agent
12/4	CB	Taurean Nixon	Signed to the practice squad
12/5	OLB	John Simon	Placed on Injured Reserve
12/5	DE	Anthony Johnson	Signed to the active roster from the practice squad
12/6	DT	Jeremy Liggins	Signed to the practice squad

2017 COLTS PARTICIPATION

Date	9/10	9/17	9/24	10/1	10/8	10/16	10/22	10/29	11/5	11/12	11/26	12/3	12/10	12/14	12/23	12/31	TOTALS
Opponent	@LA	ARZ	CLE	@SEA	SF	@TEN	JAX	@CIN	@HOU	PIT	TEN	@JAX	@BUF	DEN	@BAL	HOU	GP/GS/DNP/IA
17 Aiken, Kamar	P	WR	WR	P	WR	WR	WR	WR	WR	IA	P	P	P				12/7/0/1
43 Alie-Cox, Mo	X	X	X	X	PS	PS	PS	PS	PS	PS	PS	PS	PS				0/0/0/0
83 Anderson, Dres	X	X	X	X	X	X	X	X	X	X	PS	PS	PS				0/0/0/0
96 Anderson, Henry	DE	P	DE	DE	DE	DE	DE	DE	DE	IR	IR	IR	IR				9/8/0/0
58 Basham, Tarell	P	P	P	P	P	IA	P	P	P	P	P	P	P				12/0/0/1
69 Bond, Deyshawn	C	C	C	C	IR	IR	IR	IR	IR	IR	IR	IR	IR				4/4/0/0
57 Bostic, Jon	WILL	WILL	WILL	WILL	WILL	WILL	WILL	WILL	WILL	WILL	WILL	WILL	WILL				13/13/0/0
11 Bray, Quan	P	P	P	P	P	P	P	P	P	IR	IR	IR	IR				9/0/0/0
15 Brent, K.J.	X	X	X	X	X	X	X	PS	PS	PS	PS	P	P				2/0/0/0
7 Brissett, Jacoby	P	QB	QB	QB	QB	QB	QB	QB	QB	QB	QB	QB	QB				13/12/0/0
83 Brown, Fred	PS	PS	X	X	X	X	X	X	X	X	X	X	X				0/0/0/0
65 Burwell, Tyreek	X	PS	PS	PS	PS	PS	PS	PS	DNP	IA	IA	IA	IA				0/0/1/3
20 Butler, Darius	FS	IA	P	P	P	P	P	P	P	P	P	P	FS				12/2/0/1
56 Calvin, Johnathan	X	PS	PS	X	X	X	X	X	X	X	X	X	X				0/0/0/0
74 Castonzo, Anthony	LT	LT	LT	LT	LT	LT	LT	LT	LT	LT	LT	LT	LT				13/13/0/0
62 Clark, Le'Raven	P	P	P	P	P	RG	RG	RG	P	IA	P	DNP	P				12/3/0/1
35 Culliver, Chris	IR	IR	IR	IR	IR	X	X	X	X	X	X	X	X				0/0/0/0
47 Daniels, Darrell	P	P	P	TE	P	X	P	P	P	P	IA	IA	IA				10/1/0/3
21 Davis, Vontae	IA	IA	IA	RCB	RCB	RCB	RCB	RCB	IA	X	X	X	X				5/5/0/4
64 Day, Dillon	X	X	X	X	X	X	X	X	IA	X	X	X	X				0/0/0/2
35 Desir, Pierre	IA	DNP	RCB	P	P	P	IA	LCB	RCB	RCB	RCB	RCB	IR				9/6/1/2
56 Dora, Vontarius	X	X	X	X	X	X	X	X	PS	PS	X	X	X				0/0/0/0
84 Doyle, Jack	TE	TE	TE	TE	IA	TE	TE	TE	TE	TE	TE	TE	TE				12/12/0/1
61 Fabiano, Anthony	X	X	X	X	X	X	X	X	X	X	X	X	P				2/1/0/0
41 Farley, Matthias	SS	SS	SS	SS	SS	SS	SS	SS	SS	SS	SS	SS	SS				13/13/0/0
39 Ferguson, Josh	X	X	X	X	X	X	P	P	P	P	P	P	P				7/0/0/0
26 Geathers, Clayton	PUP	PUP	PUP	PUP	PUP	PUP	PUP	PUP	PUP	PUP	PUP	PUP	PUP				3/0/0/0
59 George, Jeremiah	P	MIKE	P	P	P	P	P	P	P	P	P	P	P				13/1/0/0
71 Good, Denzelle	RT	IR	IR	IR	IR	IR	IR	IR	IR	IR	P	RG	RT				5/4/0/0
23 Gore, Frank	RB	RB	RB	RB	RB	RB	RB	RB	RB	RB	RB	RB	RB				13/13/0/0
56 Grace, Jermaine	X	X	X	X	X	X	X	X	X	X	P	P	P				*8/0/0/0
15 Grayson Jr., Cyril	X	X	PS	PS	PS	PS	X	X	X	X	X	X	X				0/0/0/0
32 Green, T.J.	RCB	P	P	P	P	P	P	FS	FS	FS	FS	P	FS				13/6/0/0
73 Haeg, Joe	P	RT	RT	RT	RT	RT	RT	RT	RT	RT	RT	RG	RG				13/12/0/0
27 Hairston, Nate	P	CB	P	P	IA	P	P	P	P	P	P	P	CB				12/2/0/1
95 Hankins, Johnathan	DT	DT	DT	DT	DT	DT	DT	DT	DT	DT	DT	DT	DT				13/13/0/0
14 Hazel, Matt	P	X	P	PS	PS	PS	PS	PS	PS	P	P	X	X				4/0/0/0
13 Hilton, T.Y.	WR	WR	WR	WR	WR	WR	WR	WR	WR	WR	WR	WR	WR				13/13/0/0
81 Hogan, Krishawn	PS	PS	PS	P	P	IR	IR	IR	IR	IR	IR	IR	IR				2/0/0/0
29 Hooker, Malik	P	FS	FS	FS	FS	FS	FS	IR	IR	IR	IR	IR	IR				7/6/0/0
92 Hunt, Margus	P	P	P	P	P	P	P	P	P	DE	DE	P	DE				13/3/0/0
53 Jackson, Edwin	IR	IR	IR	IR	IR	IR	IR	IR	IR	IR	IR	IR	IR				0/0/0/0
76 Johnson, Anthony	X	X	X	X	X	X	X	X	X	PS	PS	PS	P				1/0/0/0
34 Jones, Matt	X	PS	P	P	IA	IA	IA	P	IA	IA	IA	X	IA				3/0/0/7
68 Kalis, Kyle	X	X	X	X	IA	P	DNP	P	RG	RG	IA	X	X				4/2/1/2
78 Kelly, Ryan	IA	IA	IA	IA	C	C	C	C	C	C	C	IA	IA				7/7/0/6
79 Knappe, Andreas	X	X	X	X	X	X	X	X	X	X	X	X	PS				0/0/0/0
45 Krieger-Coble, Henry	PS	PS	PS	X	P	IA	IA	X	X	X	X	X	X				1/0/0/2
79 Liggins, Jeremy	X	X	X	X	X	X	X	X	X	X	PS	X	PS				0/0/0/0
40 Lucas, Marcus	X	X	X	PS	PSI	X	X	X	X	X	X	X	X				0/0/0/0
15 Lucien, Devin	X	PSI	PSI	PSI	X	X	X	X	X	X	X	X	X				0/0/0/0
12 Luck, Andrew	IA	IA	IA	IA	IA	IA	IA	IA	IR	IR	IR	IR	IR				0/0/0/8
83 Mabon, KeVonn	X	X	X	X	X	X	X	X	X	PS	X	X	X				0/0/0/0
25 Mack, Marlon	P	P	IA	IA	P	P	P	P	P	P	P	P	P				11/0/0/2
40 Martin, Ronald	PS	X	X	X	X	X	X	PS	PS	PS	PS	PS	PS				0/0/0/0
94 Mbu, Joey	PS	PS	PS	PS	PS	PS	PS	PS	PS	P	P	P	P				4/0/0/0
70 Melvin, Rashaan	LCB	LCB	LCB	LCB	LCB	LCB	LCB	IA	LCB	LCB	LCB	IA	IA				10/10/0/3
35 Mewhort, Jack	RG	RG	RG	RG	RG	RG	RG	IR	IR	IR	IR	IR	IR				5/5/0/0
38 Michael, Christine	IR	IR	IR	IR	IR	IR	IR	IR	IR	IR	IR	IR	IR				0/0/0/0
28 Milton, Chris	P	P	DNP	IA	P	P	P	P	P	P	P	P	P				11/0/1/1
52 Mingo, Barkevious	P	P	P	P	P	P	P	SLB	SLB	SLB	P	P	SLB				13/4/0/0
28 Mitchel, Tevin	IR	IR	IR	IR	X	X	X	X	X	X	X	X	X				0/0/0/0
10 Moncrief, Donte	WR	WR	P	P	WR	WR	WR	P	P	WR	WR	WR	IA				12/8/0/1
42 Moore II, Kenny	P	P	P	P	P	P	P	P	P	P	P	LCB	RCB				13/2/0/0
35 Morris, Darryl	IR	IR	IR	IR	X	X	X	X	X	X	X	X	X				0/0/0/0
44 Morrison, Antonio	MIKE	IA	MIKE	MIKE	MIKE	MIKE	MIKE	MIKE	MIKE	MIKE	MIKE	MIKE	MIKE				12/12/0/1
36 Murphy, Marcus	X	X	X	X	X	PS	PS	X	X	X	X	X	X				0/0/0/0
38 Nixon, Taurean	X	X	X	X	X	X	X	X	X	X	X	X	PS				0/0/0/0
49 Perry, Josh	X	X	PS	PS	PS	PS	PS	P	IA	P	PS	PS	PS				2/0/0/1
72 Person, Mike	X	X	X	X	P	P	P	P	P	P	P	C	P				9/1/0/0
45 Powell, Tyvis	IR	X	X	X	X	X	X	X	X	X	X	X	X				0/0/0/0
61 Redmond, Adam	P	P	P	P	X	X	X	X	X	X	X	X	X				4/0/0/0
46 Rhodes, Luke	P	P	P	P	P	P	P	P	P	P	P	P	P				13/0/0/0
36 Rice, Denzel	X	X	X	X	X	X	X	X	X	PS	PS	PS	PS				0/0/0/0
91 Ridgeway, Hassan	P	P	P	P	P	P	P	P	P	P	IA	IA	IA				10/0/0/3
80 Rogers, Chester	IA	IA	IA	IA	IA	P	P	P	P	P	P	P	WR				8/1/0/5
2 Sanchez, Rigoberto	P	P	P	P	P	P	P	P	P	P	P	P	P				13/0/0/0
48 Sankey, Darnell	PS	RUSH	RUSH	PS	PS	P	P	P	P	P	X	X	X				6/0/0/0
93 Sheard, Jabaal	RUSH	RUSH	RUSH	RUSH	RUSH	RUSH	RUSH	RUSH	RUSH	RUSH	RUSH	RUSH	RUSH				13/13/0/0
49 Sickels, Garrett	PS	X	X	X	X	X	X	X	X	X	X	X	X				0/0/0/0
51 Simon, John	SLB	SLB	SLB	SLB	SLB	SLB	SLB	IA	IA	IA	SLB	SLB	IR				9/9/0/3
66 Silberman, Ian	IA	DNP	X	PS	PS	PS	PS	PS	PS	PS	X	X	X				0/0/1/1
55 Spence, Sean	X	P	P	P	X	X	X	X	X	X	X	X	X				3/0/0/0
90 Stewart, Grover	IA	P	P	P	P	P	P	P	P	P	P	P	P				12/0/0/1
37 Stribling, Channing	X	X	X	PS	PS	PS	PS	PS	PS	X	X	X	X				0/0/0/0
86 Swoope, Erik	IR	IR	IR	IR	IR	IR	IR	IR	IR	IR	IR	IR	IR				0/0/0/0
16 Tolzien, Scott	QB	DNP	DNP	DNP	DNP	DNP	DNP	DNP	DNP	DNP	DNP	DNP	DNP				1/1/12/0
43 Travis, Ross	X	X	X	X	X	X	X	X	X	X	X	IA	P				^12/3/0/1
33 Turbin, Robert	P	P	RB	P	P	IR	IR	IR	IR	IR	IR	IR	IR				6/1/0/0
45 Vander Laan, Jason	X	X	X	X	X	X	X	X	PS	PS	P	P	P				3/0/0/0
4 Vinatieri, Adam	P	P	P	P	P	P	P	P	P	P	P	P	P				13/0/0/0
67 Vujnovich, Jeremy	LG	LG	LG	LG	LG	LG	LG	LG	LG	LG	LG	LG	LG				13/13/0/0
50 Walker, Anthony	P	IA	IA	IA	P	IA	IA	IA	P	P	P	P	P				8/0/0/5
8 Walker, Phillip	PS	PS	PS	PS	PS	PS	PS	PS	PS	PS	PS	PS	PS				0/0/0/0
37 D.J. White	X	X	X	X	X	X	X	X	X	IA	IA	IA	DNP				0/0/1/3
85 Williams, Brandon	TE	P	P	TE	TE	P	P	TE	TE	TE	TE	TE	TE				13/9/0/0
63 Williams, Isaiah	X	X	X	X	X	IA	IA	IA	IA	IA	PS	PS	PS				0/0/0/5
31 Wilson, Quincy	P	RCB	IA	IA	IA	IA	IA	IA	IA	DNP	IA	P	LCB				4/2/1/8
37 Winn, George	IR	IR	IR	IR	IR	IR	IR	IR	IR	IR	IR	IR	IR				0/0/0/0
99 Woods, Al	NT	NT	NT	NT	NT	NT	NT	NT	NT	NT	NT	NT	NT				13/13/0/0
76 Wylie, Andrew	PS	PS	PS	X	X	X	X	X	X	X	X	X	X				0/0/0/0

*Played in five games with the Atlanta Falcons from 9/10 - 9/17 & 10/22-11/5

^Played in 11 games with the Kansas City Chiefs from 9/7-11/26

KEY: POSITION - start, P - played, IA - inactive, IR - injured reserve, DNP - did not play, PS - practice squad, X - not with team, PUP - physically unable to perform, NFI - non-football injury
 SUS - suspended player, EXE - exempt, PSI - practice squad/injured

LAST TIME IT HAPPENED

RUSHING

100 YARDS RUSHING:

By Colts – Frank Gore, Dec. 10, 2017, at Buffalo (130)
By Opponent – LeSean McCoy, Dec. 10, 2017, at Buffalo (156)

200 YARDS RUSHING:

By Colts – Edgerrin James, Nov. 21, 2004, at Chicago (204)
By Opponent – Jonas Gray, Nov. 16, 2014, vs. New England (201)

TWO 100-YARD RUSHERS:

By Colts – Randy McMillan (112) and Albert Bentley (100), Oct. 6, 1985, vs. Buffalo
By Opponent – Marshawn Lynch (102) and Russell Wilson (102), Oct. 6, 2013, vs. Seattle

100 YARDS RUSHING, ONE HALF:

By Colts – Donald Brown, Dec. 18, 2011, vs. Tennessee (134, second half)
By Opponent – Derrick Henry, Oct. 16, 2017, at Tennessee (101, second half)

TWO RUSHING TOUCHDOWNS:

By Colts – Jacoby Brissett, Sept. 24, 2017, vs. Cleveland
By Opponent – DeAndre Washington, Dec. 24, 2016, at Oakland

THREE RUSHING TOUCHDOWNS:

By Colts – Joseph Addai, Nov. 26, 2006, vs. Philadelphia (four)
By Opponent – Jonas Gray, Nov. 16, 2014, vs. New England (four)

FOUR RUSHING TOUCHDOWNS:

By Colts – Joseph Addai, Nov. 26, 2006, vs. Philadelphia (four)
By Opponent – Jonas Gray, Nov. 16, 2014, vs. New England (four)

FIVE RUSHING TOUCHDOWNS:

By Colts – N/A
By Opponent – Jim Brown, Nov. 1, 1959, vs. Cleveland

PASSING

300 YARDS PASSING:

By Colts – Jacoby Brissett, Nov. 5, 2017, at Houston (308)
By Opponent – Blake Bortles, Dec. 3, 2017, at Jacksonville (309)

400 YARDS PASSING:

By Colts – Andrew Luck, Oct. 26, 2014, at Pittsburgh (400)
By Opponent – Ben Roethlisberger, Oct. 26, 2014, at Pittsburgh (522)

500 YARDS PASSING:

By Colts – N/A
By Opponent – Ben Roethlisberger, Oct. 26, 2014, at Pittsburgh (522)

THREE TOUCHDOWN PASSES:

By Colts – Andrew Luck, Dec. 5, 2016, at N.Y. Jets (four)
By Opponent – Derek Carr, Dec. 24, 2016, at Oakland

FOUR TOUCHDOWN PASSES:

By Colts – Andrew Luck, Dec. 5, 2016, at N.Y. Jets (four)
By Opponent – Ben Roethlisberger, Dec. 6, 2015, at Pittsburgh

FIVE TOUCHDOWN PASSES:

By Colts – Andrew Luck, Nov. 30, 2014, vs. Washington
By Opponent – Ben Roethlisberger, Oct. 26, 2014, at Pittsburgh (six)

SIX OR MORE TOUCHDOWN PASSES:

By Colts – Peyton Manning, Nov. 25, 2004, at Detroit (six)
By Opponent – Ben Roethlisberger, Oct. 26, 2014, at Pittsburgh (six)

THREE INTERCEPTIONS THROWN:

By Colts – Andrew Luck, Nov. 2, 2015, at Carolina
By Opponent – DeShone Kizer, Sept. 24, 2017, vs. Cleveland

FOUR INTERCEPTIONS THROWN:

By Colts – Peyton Manning, Dec. 5, 2010, vs. Dallas
By Opponent – Tom Brady, Nov. 5, 2006, at New England

FIVE OR MORE INTERCEPTIONS THROWN:

By Colts – Peyton Manning, Nov. 11, 2007, at San Diego (six)
By Opponent – Terry Bradshaw, Oct. 30, 1977, vs. Pittsburgh (five)

RECEIVING

100 YARDS RECEIVING:

By Colts – Chester Rogers, Nov. 12, 2017, vs. Pittsburgh (104)
By Opponent – Allen Hurns, Oct. 22, 2017, vs. Jacksonville (101)

200 YARDS RECEIVING:

By Colts – T.Y. Hilton, Oct. 9, 2014, at Houston (223)
By Opponent – Andre Johnson, Nov. 3, 2013, at Houston (229)

TWO 100-YARD RECEIVERS:

By Colts – Coby Fleener (127) and Donte Moncrief (134), Nov. 30, 2014, vs. Washington
By Opponent – Antonio Brown (118) and Martavis Bryant (114), Dec. 6, 2015, at Pittsburgh

100 YARDS RECEIVING, ONE HALF:

By Colts – T.Y. Hilton, Nov. 5, 2017, at Houston (100, second half)
By Opponent – Odell Beckham Jr., Nov. 3, 2014, at N.Y. Giants (137, second half)

10 OR MORE RECEPTIONS:

By Colts – Jack Doyle, Oct. 29, 2017, at Cincinnati (12)
By Opponent – DeAndre Hopkins, Oct. 8, 2015, at Houston (11)

TWO RECEIVING TOUCHDOWNS:

By Colts – T.Y. Hilton, Nov. 5, 2017, at Houston
By Opponent – Antonio Brown, Nov. 24, 2016, vs. Pittsburgh (three)

THREE RECEIVING TOUCHDOWNS:

By Colts – Dwayne Allen, Dec. 5, 2016, at N.Y. Jets (three)
By Opponent – Antonio Brown, Nov. 24, 2016, vs. Pittsburgh (three)

FOUR RECEIVING TOUCHDOWNS:

By Colts – N/A
By Opponent – N/A

OTHER OFFENSE

100 YARDS RUSHING AND RECEIVING:

By Colts – Joseph Addai, Nov. 4, 2007, vs. New England (112 yards rushing, 114 receiving)
By Opponent – Tony Dorsett, Sept. 4, 1978, at Dallas (147 yards rushing, 107 receiving)

100-YARD RUSHER AND 100-YARD RECEIVER:

By Colts – Joseph Addai (128) and Pierre Garcon (103), Dec. 17, 2010, at Washington
By Opponent – T.J. Yeldon (122) and Allen Hurns (101), Oct. 22, 2017, vs. Jacksonville

100-YARD RUSHER AND TWO 100-YARD RECEIVERS:

By Colts – Edgerrin James (104), Marvin Harrison (128) and Reggie Wayne (124), Nov. 7, 2005, at New England
By Opponent – DeAngelo Williams (134), Antonio Brown (118) and Martavis Bryant (114), Dec. 6, 2015, at Pittsburgh

TWO 100-YARD RUSHERS AND TWO 100-YARD RECEIVERS:

By Colts – N/A
By Opponent – N/A

100-YARD RUSHER, 300-YARD PASSER, 100-YARD RECEIVER:

By Colts – Joseph Addai (128), Peyton Manning (307) and Pierre Garcon (103), Dec. 17, 2010, at Washington
By Opponent – T.J. Yeldon (122), Blake Bortles (330) and Allen Hurns (101), Oct. 22, 2017, vs. Jacksonville

100-YARD RUSHER, 300-YARD PASSER AND TWO 100-YARD RECEIVERS:

By Colts – Edgerrin James (104), Peyton Manning (321), Marvin Harrison (128) and Reggie Wayne (124), Nov. 7, 2005, at New England
By Opponent – DeAngelo Williams (134), Ben Roethlisberger (364), Antonio Brown (118) and Martavis Bryant (114), Dec. 6, 2015, at Pittsburgh

TWO 100-YARD RECEIVERS AND 300-YARD PASSER:

By Colts – Coby Fleener (127), Donte Moncrief (134) and Andrew Luck (370), Nov. 30, 2014, vs. Washington
By Opponent – Antonio Brown (118), Martavis Bryant (114) and Ben Roethlisberger (364), Dec. 6, 2015, at Pittsburgh

THREE 100-YARD RECEIVERS AND 300-YARD PASSER:

By Colts – N/A
By Opponent – N/A

DEFENSE

TWO INTERCEPTIONS:

By Colts – Rashaan Melvin, Sept. 24, 2017, vs. Cleveland (two)
By Opponent – Ha Ha Clinton-Dix, Nov. 6, 2016, at Green Bay (two)

THREE INTERCEPTIONS:

By Colts – Mike Prior, Dec. 20, 1992, vs. Phoenix (three)
By Opponent – Antonio Cromartie, Nov. 11, 2007, at San Diego (three)

FOUR INTERCEPTIONS:

By Colts – N/A
By Opponent – N/A

THREE SACKS:

By Colts – Robert Mathis, Sept. 29, 2013, at Jacksonville (3.0)
By Opponent – Dee Ford, Oct. 30, 2016, vs. Kansas City (3.5)

FOUR SACKS:

By Colts – Chip Banks, Sept. 6, 1992, vs. Cleveland (4.0)
By Opponent – Bruce Smith, Dec. 9, 1990, vs. Buffalo (4.0)

FIVE SACKS:

By Colts – N/A
By Opponent – N/A

OTHER DEFENSE

INTERCEPTION RETURNED FOR TOUCHDOWN:

By Colts – John Simon, Oct. 16, 2017, at Tennessee
By Opponent – Carlos Dunlap, Oct. 29, 2017, at Cincinnati

FUMBLE RETURNED FOR A TOUCHDOWN:

By Colts – Robert Mathis, Oct. 23, 2016, at Tennessee
By Opponent – Lamarr Houston, Nov. 5, 2017, at Houston

SAFETY:

By Colts – Nate Hairston, Oct. 1, 2017, at Seattle
By Opponent – Morgan Fox, Sept. 10, 2017, at Los Angeles Rams

SHUTOUT ON ROAD:

By Colts – Dec. 6, 1992, at New England (6-0)
By Opponent – Dec. 26, 1993, at New England (0-38)

SHUTOUT AT HOME:

By Colts – Oct. 19, 2014, vs. Cincinnati (27-0)
By Opponent – Oct. 22, 2017, vs. Jacksonville (0-27)

FIELD GOALS/PATS

FOUR FIELD GOALS:

By Colts – Adam Vinatieri, Oct. 8, 2017, vs. San Francisco (four)
By Opponent – Nick Novak, Dec. 11, 2016, vs. Houston (five)

FIVE FIELD GOALS:

By Colts – Adam Vinatieri, Oct. 9, 2016, vs. Chicago (five)
By Opponent – Ryan Succop, Oct. 16, 2017, at Tennessee (five)

SIX FIELD GOALS:

By Colts – N/A
By Opponent – N/A

50-YARD FIELD GOAL:

By Colts – Adam Vinatieri, Nov. 5, 2017, at Houston (53)
By Opponent – Greg Zuerlein, Sept. 10, 2017, at Los Angeles Rams (50)

60-YARD FIELD GOAL:

By Colts – N/A
By Opponent – Rob Bironas, Dec. 3, 2006, at Tennessee (60)

BLOCKED PAT:

By Colts – Margus Hunt, Nov. 12, 2017, vs. Pittsburgh
By Opponent – Jamie Collins, Oct. 18, 2015, vs. New England

MISSED PAT:

By Colts – Adam Vinatieri, Oct. 16, 2017, at Tennessee
By Opponent – Chris Boswell, Nov. 12, 2017, vs. Pittsburgh

BLOCKED FIELD GOAL:

By Colts – Henry Anderson, Oct. 29, 2017, at Cincinnati
By Opponent – J.J. Watt, Nov. 3, 2013, vs. Houston

BLOCKED FIELD GOAL RETURNED FOR TOUCHDOWN:

By Colts – Lawrence Guy (block), Delano Howell (return), Oct. 6, 2013, vs. Seattle
By Opponent – N/A

PUNTING

60-YARD PUNT:

By Colts – Rigoberto Sanchez, Oct. 1, 2017, at Seattle (61)
By Opponent – Kevin Huber, Oct. 29, 2017, at Cincinnati (60)

70-YARD PUNT:

By Colts – Pat McAfee, Oct. 9, 2016, vs. Chicago (74)
By Opponent – Brad Nortman, Oct. 2, 2016, at Jacksonville (78)

10 PUNTS:

By Colts – Pat McAfee, Oct. 25, 2015, vs. New Orleans (10)
By Opponent – Thomas Morstead, Oct. 25, 2015, vs. New Orleans (10)

NO PUNTS:

By Colts – Oct. 23, 2005, at Houston
By Opponent – Dec. 2, 2007, vs. Jacksonville

BLOCKED PUNT:

By Colts – Jonathan Newsome, Oct. 26, 2014, at Pittsburgh
By Opponent – Jordan Willis, Oct. 29, 2017, at Cincinnati

BLOCKED PUNT RETURNED FOR A TOUCHDOWN:

By Colts – Taj Smith, Dec. 5, 2010, vs. Dallas
By Opponent – Bryan Braman, Dec. 16, 2012, at Houston

OTHER SPECIAL TEAMS

KICKOFF RETURNED FOR TOUCHDOWN:

By Colts – Jordan Todman, Nov. 6, 2016, at Green Bay
By Opponent – Jacoby Ford, Dec. 26, 2010, at Oakland

PUNT RETURNED FOR TOUCHDOWN:

By Colts – T.Y. Hilton, Nov. 25, 2012, vs. Buffalo
By Opponent – Rashad Greene, Dec. 13, 2015, at Jacksonville

TWO-POINT CONVERSION:

By Colts – T.Y. Hilton, Dec. 24, 2016, at Oakland
By Opponent – Martavis Bryant, Nov. 12, 2017, vs. Pittsburgh

RECOVERED OWN INSIDE KICK ATTEMPT:

By Colts – Josh Ferguson, Oct. 20, 2016, at Tennessee
By Opponent – Tom Nelson, Nov. 14, 2010, vs. Cincinnati

MISCELLANEOUS

NO PENALTIES:

By Colts – Dec. 26, 1999, at Cleveland
By Opponent – Sept. 15, 2013, vs. Miami

GAME WITHOUT TOUCHDOWN:

By Colts – Oct. 22, 2017, vs. Jacksonville
By Opponent – Dec. 18, 2016, at Minnesota

50 POINTS, GAME:

By Colts – Dec. 5, 2004, vs. Tennessee (51)
By Opponent – Dec. 13, 2015, at Jacksonville (51)

40 POINTS, GAME:

By Colts – Dec. 5, 2016, at N.Y. Jets (41)
By Opponent – Oct. 1, 2017, at Seattle (46)

500 YARDS TOTAL OFFENSE:

By Colts – Oct. 19, 2014, vs. Cincinnati (506)
By Opponent – Oct. 22, 2017, vs. Jacksonville (518)

TIE GAME:

Baltimore Colts 20, Green Bay Packers 20 (OT), Dec. 19, 1982

OVERTIME GAME:

Buffalo Bills 13, Indianapolis Colts 7, Dec. 10, 2017

OVERTIME WIN ON ROAD:

Indianapolis Colts 19, Tennessee Titans 13, Oct. 28, 2012

OVERTIME WIN AT HOME:

Indianapolis Colts 26, San Francisco 49ers 23, Oct. 8, 2017

2017 COLTS REGULAR SEASON DEFENSIVE STATS



2017 Colts Defensive Player Statistics

Player	Tkl	Ast	Comb	Sacks	Sk Yds	TFL	QH	Int	PD	FF	FR
J. Bostic	56	36	92	1.0	3	6	2	0	3	0	1
A. Morrison	50	33	83	0.0	0	2	0	0	1	0	0
M. Farley	49	27	76	0.0	0	3	2	2	7	1	1
J. Simon	27	15	42	3.0	15	7	12	1	1	0	0
J. Sheard	30	12	42	4.5	41	6	11	0	1	2	0
J. Hankins	21	17	38	1.0	3	4	4	0	3	0	0
R. Melvin	30	6	36	0.0	0	1	0	3	13	0	0
A. Woods	17	19	36	1.0	7	5	2	0	0	0	0
N. Hairston	24	9	33	2.0	12	2	3	1	5	0	0
P. Desir	21	11	32	0.0	0	0	0	1	7	0	0
B. Mingo	19	10	29	0.0	0	2	5	0	2	2	2
T. Green	20	5	25	0.0	0	2	0	0	1	0	0
D. Butler	18	6	24	0.0	0	0	0	0	3	2	1
H. Anderson	15	7	22	2.0	8	4	7	0	0	1	0
V. Davis	16	5	21	0.0	0	0	0	0	2	0	0
M. Hooker	15	6	21	0.0	0	0	0	3	4	0	0
M. Hunt	14	7	21	1.0	8	4	7	0	2	0	0
J. George	13	3	16	0.5	4	1	2	0	0	0	0
K. Moore II	14	1	15	0.0	0	0	0	0	1	0	0
G. Stewart	9	6	15	0.0	0	1	0	0	0	0	0
H. Ridgeway	3	6	9	2.0	14	2	3	0	0	0	0
Q. Wilson	8	1	9	0.0	0	1	0	0	5	0	0
T. Basham	4	1	5	2.0	22	1	2	0	0	1	0
C. Geathers	2	1	3	0.0	0	0	0	0	0	0	0
C. Milton	2	0	2	0.0	0	0	0	0	0	0	0
J. Mbu	0	1	1	0.0	0	0	0	0	0	0	0
Team Totals	497	251	748	20.0	137	54	62	11	61	9	5
Opponent Totals	515	230	745	52.0	312	73	112	9	55	11	6

Tkl=Tackle Ast=Assist Comb=Combined TFL=Tackle for a Loss QH=Quarterback Hit Int=Interception
 PD=Pass Defense FF=Forced Fumble FR=Fumble Recovery BL=Blocked

Special Teams

Player	Tkl	Ast	Comb	FF	FR	BL
K. Moore II	7	1	8	0	0	0
C. Milton	6	0	6	0	0	0
J. George	3	1	4	0	1	0
B. Mingo	3	1	4	0	1	0
M. Farley	2	1	3	0	0	0
J. Grace	3	0	3	0	0	0
A. Walker	3	0	3	0	0	0
D. Daniels	1	1	2	0	0	0
J. Ferguson	0	2	2	0	0	0
A. Morrison	1	1	2	0	0	0
R. Sanchez	2	0	2	0	0	0
R. Turbin	2	0	2	0	0	0
J. Vaander Laan	2	0	2	0	0	0
K. Hogan	1	0	1	0	0	0
M. Hooker	1	0	1	0	0	0
J. Simon	1	0	1	0	0	0
D. Daniels	0	1	1	0	0	0
T. Green	0	1	1	0	0	0
A. Johnson	0	1	1	0	0	0
L. Rhodes	0	1	1	0	0	0
S. Spence	0	1	1	0	0	0
B. Williams	0	1	1	0	0	0
H. Anderson	0	0	0	0	0	1
M. Hunt	0	0	0	0	0	1
Team Totals	38	14	52	0	2	2
Opponent Totals	38	21	59	2	1	1

Sacks

Player	No.
J. Sheard	4.5
J. Simon	3.0
H. Anderson	2.0
T. Basham	2.0
N. Hairston	2.0
H. Ridgeway	2.0
J. Bostic	1.0
J. Hankins	1.0
M. Hunt	1.0
A. Woods	1.0
J. George	0.5
Team Totals	20.0

Interceptions

Player	No.
M. Hooker	3
R. Melvin	3
M. Farley	2
P. Desir	1
N. Hairston	1
J. Simon	1
Team Totals	11

Passes Defensed

Player	No.
R. Melvin	13
P. Desir	7
M. Farley	7
N. Hairston	5
Q. Wilson	5
M. Hooker	4
J. Bostic	3
D. Butler	3
J. Hankins	3
V. Davis	2
M. Hunt	2
B. Mingo	2
T. Green	1
K. Moore II	1
A. Morrison	1
J. Sheard	1
J. Simon	1
Team Totals	61

Tackles For Loss

Player	No.
J. Simon	7.0
J. Bostic	6.0
J. Sheard	6.0
A. Woods	5.0
H. Anderson	4.0
J. Hankins	4.0
M. Hunt	4.0
M. Farley	3.0
T. Green	2.0
N. Hairston	2.0
B. Mingo	2.0
A. Morrison	2.0
H. Ridgeway	2.0
T. Basham	1.0
J. George	1.0
R. Melvin	1.0
G. Stewart	1.0
Q. Wilson	1.0
Team Totals	54.0

WEEK 14, 2017

National Football League Game Summary

NFL Copyright © 2017 by The National Football League. All rights reserved. This summary and play-by-play is for the express purpose of assisting media in their coverage of the game; any other use of this material is prohibited without the written permission of the National Football League. Updated: 12/11/2017

Date: Sunday, 12/10/2017

Indianapolis Colts at Buffalo Bills

Start Time: 1:02 PM EST

at New Era Field, Orchard Park NY

Game Day Weather

Game Weather: Heavy lake effect snow
 Played Outdoors on Turf: A-Turf Titan

Temp: 32° F (0.0° C) Humidity: 69%, Wind: W 15 mph
 Outdoor Weather: Forecast: continued snow, temps in low 30s, Wind Chill: 16

Officials

Referee: Allen, Brad (122)
 Line Judge: Bolinger, Brian (40)
 Back Judge: Hochuli, Shawn (83)

Umpire: Bryan, Fred (11)
 Field Judge: Hill, Tom (97)
 Replay Official: Lapentina, Jim

Down Judge: Mello, Jim (48)
 Side Judge: Walker, Jabir (26)

Lineups

Indianapolis Colts

Offense	Defense
WR 13 T.Hilton	DE 92 M.Hunt
LT 74 A.Castonzo	NT 99 A.Woods
LG 67 J.Vujnovich	DT 95 J.Hankins
C 61 A.Fabiano	SLB 52 B.Mingo
RG 73 J.Haeg	MIKE 44 A.Morrison
RT 71 D.Good	WILL 57 J.Bostic
TE 84 J.Doyle	RUSH 93 J.Sheard
TE 85 B.Williams	LCB 31 Q.Wilson
WR 80 C.Rogers	S 32 T.Green
QB 7 J.Brissett	S 41 M.Farley
RB 23 F.Gore	RCB 42 K.Moore II

Buffalo Bills

Offense	Defense
WR 10 D.Thompson	LDE 54 E.Yarbrough
LT 73 D.Dawkins	LDT 95 K.Williams
LG 64 R.Incognito	RDT 92 A.Washington
C 70 E.Wood	RDE 55 J.Hughes
RG 62 V.Ducasse	SLB 57 L.Alexander
RT 79 J.Mills	MLB 52 P.Brown
TE 85 C.Clay	WLB 58 M.Milano
WR 13 K.Benjamin	LCB 27 T.White
QB 2 N.Peterman	RCB 28 E.Gaines
RB 25 L.McCoy	SS 23 M.Hyde
FB 42 P.DiMarco	FS 21 J.Poyer

Substitutions

P 2 R.Sanchez, K 4 A.Vinatieri, WR 15 K.Brent, WR 17 K.Aiken, S 20 D.Butler, RB 25 M.Mack, S 26 C.Geathers, CB 27 N.Hairston, CB 28 C.Milton, RB 39 J.Ferguson, TE 43 R.Travis, TE 45 J.Vander Laan, LS 46 L.Rhodes, ILB 50 A.Walker, ILB 56 J.Grace, OLB 58 T.Basham, ILB 59 J.George, T 62 L.Clark, C 72 M.Person, DT 90 G.Stewart, NT 94 J.Mbu, DT 97 A.Johnson

Substitutions

K 4 S.Hauschka, P 6 C.Schmidt, WR 11 Z.Jones, QB 14 J.Webb, WR 15 B.Tate, WR 18 A.Holmes, CB 20 S.Wright, S 29 S.Thomas, CB 30 L.Pitts, FB 35 M.Tolbert, S 36 T.Elston, RB 39 T.Cadet, LB 40 T.Vallejo, LB 44 D.Lacey, LB 50 R.Humber, DE 56 R.Davis, LS 69 R.Ferguson, G 72 R.Groy, DE 75 N.Capi, TE 82 L.Thomas, TE 84 N.O'Leary, DT 91 C.Thornton, DT 98 D.Coleman

Did Not Play

QB 16 S.Tolzien, CB 37 D.White

T 68 C.McDermott

Not Active

WR 10 D.Moncrief, CB 30 R.Melvin, RB 34 M.Jones, TE 47 D.Daniels, T 65 T.Burwell, C 78 R.Kelly, DT 91 H.Ridgeway

QB 5 T.Taylor, CB 24 L.Johnson, T 66 S.Henderson, G 76 J.Miller, T 77 C.Glenn, TE 88 K.Lee, WR 89 B.Reilly

Field Goals (made () & missed)

A.Vinatieri 33WR 43WL

		1	2	3	4	OT	Total
VISITOR:	Indianapolis Colts	0	0	0	7	0	7
HOME:	Buffalo Bills	0	7	0	0	6	13

Scoring Plays

Team	Qtr	Time	Play Description (Extra Point) (Drive Info)	Visitor	Home
Bills	2	0:27	K.Benjamin 8 yd. pass from N.Peterman (S.Hauschka kick) (7-80, 1:15)	0	7
Colts	4	1:16	J.Doyle 3 yd. pass from J.Brissett (A.Vinatieri kick) (19-77, 9:53)	7	7
Bills	5	1:33	L.McCoy 21 yd. run (6-65, 0:52) (6-65, 0:52)	7	13

Paid Attendance: 60,222

Time: 3:15

Indianapolis Colts vs Buffalo Bills
12/10/2017 at New Era Field

Final Team Statistics

	Visitor Colts	Home Bills
TOTAL FIRST DOWNS	16	14
By Rushing	10	10
By Passing	5	4
By Penalty	1	0
THIRD DOWN EFFICIENCY	4-16-25%	10-18-56%
FOURTH DOWN EFFICIENCY	3-4-75%	0-2-0%
TOTAL NET YARDS	227	319
Total Offensive Plays (inc. times thrown passing)	69	67
Average gain per offensive play	3.3	4.8
NET YARDS RUSHING	163	227
Total Rushing Plays	46	51
Average gain per rushing play	3.5	4.5
Tackles for a loss-number and yards	3-5	6-11
NET YARDS PASSING	64	92
Times thrown - yards lost attempting to pass	1-5	0-0
Gross yards passing	69	92
PASS ATTEMPTS-COMPLETIONS-HAD INTERCEPTED	22-11-0	16-7-1
Avg gain per pass play (inc.# thrown passing)	2.8	5.8
KICKOFFS Number-In End Zone-Touchbacks	3-0-0	2-0-0
PUNTS Number and Average	7-38.4	6-38.3
Had Blocked	0	0
FGs - PATs Had Blocked	0-0	0-0
Net Punting Average	35.6	38.0
TOTAL RETURN YARDAGE (Not Including Kickoffs)	11	0
No. and Yards Punt Returns	1-2	0-0
No. and Yards Kickoff Returns	2-34	3-52
No. and Yards Interception Returns	1-9	0-0
PENALTIES Number and Yards	2-20	2-10
FUMBLES Number and Lost	0-0	2-1
TOUCHDOWNS	1	2
Rushing	0	1
Passing	1	1
EXTRA POINTS Made-Attempts	1-1	1-1
Kicking Made-Attempts	1-1	1-1
FIELD GOALS Made-Attempts	0-2	0-0
RED ZONE EFFICIENCY	1-2-50%	2-2-100%
GOAL TO GO EFFICIENCY	1-1-100%	1-1-100%
SAFETIES	0	0
FINAL SCORE	7	13
TIME OF POSSESSION	36:02	32:25

Ball Possession And Drive Chart

Indianapolis Colts

#	Time Recd	Time Lost	Time Poss	How Ball Obtained	Drive Began	# Play	Yds Gain	Yds Pen	Net Yds	1st Down	Last Scrm	How Given Up
1	9:43	2:21	7:22	Downs	IND 38	12	47	0	47	3	* BUF 15	Missed FG
2	12:44	10:43	2:01	Punt	IND 15	3	5	0	5	0	IND 20	Punt
3	8:15	3:33	4:42	Downs	IND 38	7	30	0	30	2	BUF 32	Punt
4	2:07	1:42	0:25	Punt	BUF 45	3	8	-10	-2	0	BUF 47	Punt
5	0:27	0:00	0:27	Kickoff	IND 25	1	-1	0	-1	0	IND 25	End of Half
6	15:00	13:03	1:57	Kickoff	IND 40	3	5	0	5	0	IND 45	Punt
7	8:57	6:01	2:56	Punt	IND 25	5	18	0	18	1	IND 43	Punt
8	4:15	3:11	1:04	Punt	IND 38	3	0	0	0	0	IND 38	Punt
9	2:23	14:41	2:42	Fumble	BUF 49	7	19	0	19	1	BUF 30	Downs
10	11:09	1:16	9:53	Punt	IND 23	19	72	5	77	8	* BUF 3	Touchdown
11	0:52	0:01	0:51	Interception	BUF 28	3	3	0	3	0	BUF 25	Missed FG
12	4:07	2:25	1:42	Punt	IND 10	5	21	0	21	1	IND 31	Punt

(430) Average IND 36

Buffalo Bills

#	Time Recd	Time Lost	Time Poss	How Ball Obtained	Drive Began	# Play	Yds Gain	Yds Pen	Net Yds	1st Down	Last Scrm	How Given Up
1	15:00	9:43	5:17	Kickoff	BUF 33	10	29	0	29	2	IND 38	Downs
2	2:21	12:44	4:37	Missed FG	BUF 23	6	19	0	19	1	BUF 42	Punt
3	10:43	8:15	2:28	Punt	BUF 45	6	17	0	17	1	IND 38	Downs
4	3:33	2:07	1:26	Punt	BUF 2	3	3	0	3	0	BUF 5	Punt
5	1:42	0:27	1:15	Punt	BUF 20	7	80	0	80	4	* IND 8	Touchdown
6	13:03	8:57	4:06	Punt	BUF 8	6	19	0	19	1	BUF 27	Punt
7	6:01	4:15	1:46	Punt	BUF 23	3	6	0	6	0	BUF 29	Punt
8	3:11	2:23	0:48	Punt	BUF 20	2	25	0	25	0	BUF 20	Fumble
9	14:41	11:09	3:32	Downs	BUF 30	6	19	-5	14	1	BUF 44	Punt
10	1:16	0:52	0:24	Kickoff	BUF 25	2	0	0	0	0	BUF 25	Interception
11	0:01	0:00	0:01	Missed FG	BUF 33	1	-1	0	-1	0	BUF 33	End of Half
12	10:00	4:07	5:53	Kickoff	BUF 24	9	35	0	35	2	IND 41	Punt
13	2:25	1:33	0:52	Punt	BUF 35	6	65	0	65	2	* IND 21	Touchdown

(321) Average BUF 25

* inside opponent's 20

Time of Possession by Quarter

	1st	2nd	3rd	4th	OT	Total
Visitor Indianapolis Colts	7:22	7:35	8:20	11:03	1:42	36:02
Home Buffalo Bills	7:38	7:25	6:40	3:57	6:45	32:25

Kickoff Drive No.-Start Average

Colts: 2 - IND 32

Bills: 3 - BUF 27

Indianapolis Colts vs Buffalo Bills
12/10/2017 at New Era Field

Final Defensive Statistics

Indianapolis Colts	Regular Defensive Plays											Special Teams					Misc			
	TKL	AST	COMB	SK	/ YDS	TFL	Q	IN	PD	FF	FR	TKL	AST	FF	FR	BL	TKL	AST	FF	FR
M.Farley	7	2	9	0	0	1	0	1	1	0	0	0	0	0	0	0	0	0	0	0
J.Hankins	7	1	8	0	0	1	0	0	0	0	0	0	0	0	0	0	0	0	0	0
A.Morrison	6	1	7	0	0	1	0	0	0	0	0	0	0	0	0	0	0	0	0	0
M.Hunt	6	1	7	0	0	2	0	0	0	0	0	0	0	0	0	0	0	0	0	0
K.Moore II	6	0	6	0	0	0	0	0	1	0	0	0	0	0	0	0	0	0	0	0
A.Woods	1	4	5	0	0	1	0	0	0	0	0	0	0	0	0	0	0	0	0	0
T.Green	4	0	4	0	0	0	0	0	1	0	0	0	0	0	0	0	0	0	0	0
G.Stewart	4	0	4	0	0	0	0	0	0	0	0	0	0	0	0	0	0	0	0	0
B.Mingo	3	1	4	0	0	0	0	0	0	1	1	0	0	0	0	0	0	0	0	0
J.Bostic	3	1	4	0	0	0	0	0	0	0	0	0	0	0	0	0	0	0	0	0
J.Sheard	2	1	3	0	0	0	0	0	0	0	0	0	0	0	0	0	0	0	0	0
Q.Wilson	2	0	2	0	0	1	0	0	3	0	0	0	0	0	0	0	0	0	0	0
D.Butler	2	0	2	0	0	0	0	0	0	0	0	0	0	0	0	0	0	0	0	0
N.Hairston	1	0	1	0	0	0	0	0	0	0	0	0	0	0	0	0	0	0	0	0
T.Basham	1	0	1	0	0	0	0	0	0	0	0	0	0	0	0	0	0	0	0	0
C.Geathers	0	1	1	0	0	0	0	0	0	0	0	0	0	0	0	0	0	0	0	0
J.Grace	0	0	0	0	0	0	0	0	0	0	0	2	0	0	0	0	0	0	0	0
J.Vander Laan	0	0	0	0	0	0	0	0	0	0	0	1	0	0	0	0	0	0	0	0
A.Johnson	0	0	0	0	0	0	0	0	0	0	0	0	1	0	0	0	0	0	0	0
Total	55	13	68	0	0	7	0	1	6	1	1	3	1	0	0	0	0	0	0	0

TKL = Tackle AST = Assist COMB = Combined QH=QB Hit IN = Interception PD = Pass Defense FF = Forced Fumble FR = Fumble Recovery

Buffalo Bills	Regular Defensive Plays											Special Teams					Misc			
	TKL	AST	COMB	SK	/ YDS	TFL	QH	IN	PD	FF	FR	TKL	AST	FF	FR	BL	TKL	AST	FF	FR
M.Milano	10	1	11	0	0	0	0	0	0	0	0	0	0	0	0	0	0	0	0	0
P.Brown	6	1	7	0	0	2	0	0	0	0	0	0	0	0	0	0	0	0	0	0
M.Hyde	6	0	6	0	0	0	0	0	1	0	0	0	0	0	0	0	0	0	0	0
J.Poyer	5	1	6	0	0	0	0	0	0	0	0	0	0	0	0	0	0	0	0	0
E.Gaines	4	2	6	0	0	0	0	0	0	0	0	0	0	0	0	0	0	0	0	0
A.Washington	5	0	5	0	0	0	0	0	0	0	0	0	0	0	0	0	0	0	0	0
J.Hughes	4	1	5	0	0	0	0	0	0	0	0	0	0	0	0	0	0	0	0	0
T.White	4	0	4	0	0	0	0	0	0	0	0	0	0	0	0	0	0	0	0	0
E.Yarbrough	3	1	4	0	0	0	0	0	0	0	0	0	0	0	0	0	0	0	0	0
R.Davis	2	1	3	1	5	1	1	0	0	0	0	0	0	0	0	0	0	0	0	0
K.Williams	2	1	3	0	0	0	1	0	1	0	0	0	0	0	0	0	0	0	0	0
L.Alexander	2	0	2	0	0	1	0	0	0	0	0	0	0	0	0	0	0	0	0	0
N.Capi	1	1	2	0	0	0	0	0	0	0	0	0	0	0	0	0	0	0	0	0
C.Thornton	1	0	1	0	0	0	0	0	0	0	0	0	0	0	0	0	0	0	0	0
D.Coleman	1	0	1	0	0	0	0	0	0	0	0	0	0	0	0	0	0	0	0	0
S.Thomas	0	0	0	0	0	0	0	0	0	0	0	1	0	0	0	0	0	0	0	0
D.Lacey	0	0	0	0	0	0	0	0	0	0	0	1	0	0	0	0	0	0	0	0
L.Pitts	0	0	0	0	0	0	0	0	0	0	0	1	0	0	0	0	0	0	0	0
L.McCoy	0	0	0	0	0	0	0	0	0	0	0	0	0	0	0	1	0	0	0	0
N.Peterman	0	0	0	0	0	0	0	0	0	0	0	0	0	0	0	0	0	0	0	1
Total	56	10	66	1	5	4	2	0	2	0	0	3	0	0	0	0	1	0	0	1

First Quarter

12/10/2017

Play By Play

IND wins the coin toss and elects to defer. BUF elects to Receive, and IND elects to defend the west goal.

R.Sanchez kicks 59 yards from IND 35 to BUF 6. B.Tate to BUF 33 for 27 yards (J.Grace).

Buffalo Bills at 15:00, (1st play from scrimmage 14:52)

- 1-10-BUF 33 (14:52) L.McCoy up the middle to BUF 35 for 2 yards (T.Green).
- 2-8-BUF 35 (14:21) N.Peterman pass incomplete short left to K.Benjamin. Through receiver's hands in flat at BUF 40.
- 3-8-BUF 35 (14:17) (Shotgun) L.McCoy left tackle to BUF 45 for 10 yards (M.Farley). R1
- 1-10-BUF 45 (13:38) L.McCoy left guard to BUF 44 for -1 yards (A.Morrison).
- 2-11-BUF 44 (13:03) L.McCoy right guard to BUF 48 for 4 yards (M.Farley).
- 3-7-BUF 48 (12:23) (Shotgun) N.Peterman scrambles left guard to IND 45 for 7 yards (M.Hunt). R2
- 1-10-IND 45 (11:38) (Shotgun) T.Cadet right guard to IND 44 for 1 yard (J.Bostic, A.Woods).
- 2-9-IND 44 (10:58) (Shotgun) N.Peterman FUMBLES (Aborted) at IND 47, and recovers at IND 47. N.Peterman to IND 47 for no gain (M.Hunt).
- 3-12-IND 47 (10:19) (Shotgun) N.Peterman pass short left to K.Benjamin to IND 38 for 9 yards (N.Hairston). Caught at IND 40, slanting to middle.
Timeout #1 by IND at 09:49.
Timeout #1 by BUF at 09:49.
- 4-3-IND 38 (9:49) J.Webb in at QB (N.Peterman at WR). (Shotgun) J.Webb pass incomplete short right to C.Clay (T.Green). Receiver and coverage along sideline at IND 35.

Indianapolis Colts at 9:43

- 1-10-IND 38 (9:43) F.Gore left guard to IND 42 for 4 yards (J.Poyer).
- 2-6-IND 42 (9:11) F.Gore up the middle to IND 44 for 2 yards (K.Williams).
- 3-4-IND 44 (8:32) F.Gore right guard to 50 for 6 yards (E.Gaines). R1
- 1-10-50 (7:54) F.Gore up the middle to BUF 48 for 2 yards (A.Washington, K.Williams).
- 2-8-BUF 48 (7:17) F.Gore left guard to BUF 44 for 4 yards (P.Brown, J.Hughes).
- 3-4-BUF 44 (6:38) F.Gore right guard to BUF 43 for 1 yard (M.Milano, E.Gaines).
- 4-3-BUF 43 (5:53) F.Gore right guard to BUF 38 for 5 yards (M.Milano). R2
- 1-10-BUF 38 (5:15) M.Mack left guard to BUF 18 for 20 yards (M.Hyde). R3
- 1-10-BUF 18 (4:38) M.Mack right tackle to BUF 21 for -3 yards (P.Brown).
- 2-13-BUF 21 (3:55) F.Gore up the middle to BUF 14 for 7 yards (M.Hyde).
- 3-6-BUF 14 (3:14) F.Gore right guard to BUF 15 for -1 yards (P.Brown).
- 4-7-BUF 15 (2:25) A.Vinatieri 33 yard field goal is No Good, Wide Right, Center-L.Rhodes, Holder-R.Sanchez.

Buffalo Bills at 2:21

- 1-10-BUF 23 (2:21) L.McCoy left guard to BUF 28 for 5 yards (B.Mingo).
 - 2-5-BUF 28 (1:39) L.McCoy up the middle to BUF 32 for 4 yards (T.Basham, C.Geathers).
 - 3-1-BUF 32 (:56) L.McCoy right tackle to BUF 34 for 2 yards (G.Stewart, J.Bostic). R3
- End of quarter - 1.26 pm

END OF QUARTER

	Score	Time Poss	First Downs				Efficiencies	
			R	P	X	T	3 Down	4 Down
Indianapolis Colts	0	7:22	3	0	0	3	1/3	1/1
Buffalo Bills	0	7:38	3	0	0	3	3/4	0/1

Second Quarter

12/10/2017

Play By Play

Buffalo Bills continued.

- 1-10-BUF 34 (15:00) L.McCoy right tackle to BUF 41 for 7 yards (M.Farley).
 2-3-BUF 41 (14:22) L.McCoy left guard to BUF 41 for no gain (M.Farley).
 3-3-BUF 41 (13:40) M.Tolbert up the middle to BUF 42 for 1 yard (J.Hankins, A.Woods).
 4-2-BUF 42 (12:54) C.Schmidt punts 43 yards to IND 15, Center-R.Ferguson, downed by BUF-L.Pitts.

Indianapolis Colts at 12:44

- 1-10-IND 15 (12:44) F.Gore up the middle to IND 15 for no gain (J.Hughes).
 2-10-IND 15 (12:13) F.Gore left guard to IND 19 for 4 yards (K.Williams, R.Davis).
 3-6-IND 19 (11:35) F.Gore up the middle to IND 20 for 1 yard (M.Hyde).
 4-5-IND 20 (10:51) R.Sanchez punts 35 yards to BUF 45, Center-L.Rhodes, downed by IND-C.Geathers.

Buffalo Bills at 10:43

- 1-10-BUF 45 (10:43) L.McCoy right end pushed ob at 50 for 5 yards (B.Mingo).
 2-5-50 (10:22) L.McCoy right guard to IND 41 for 9 yards (K.Moore II, M.Farley). R4
1-10-IND 41 (9:40) M.Tolbert up the middle to IND 40 for 1 yard (T.Green).
 2-9-IND 40 (9:07) M.Tolbert up the middle to IND 38 for 2 yards (A.Morrison).
 3-7-IND 38 (8:25) N.Peterman pass incomplete short left to K.Benjamin (Q.Wilson). Receiver and coverage in flat at IND 33.
 4-7-IND 38 (8:21) N.Peterman pass incomplete short right to K.Benjamin (K.Moore II). Receiver and coverage along sideline at IND 28.

Indianapolis Colts at 8:15

- 1-10-IND 38 (8:15) F.Gore up the middle to IND 47 for 9 yards (C.Thornton).
 2-1-IND 47 (7:36) F.Gore left guard to IND 49 for 2 yards (E.Yarbrough). R4
1-10-IND 49 (6:54) F.Gore up the middle to BUF 48 for 3 yards (J.Poyer, E.Yarbrough).
 2-7-BUF 48 (6:13) J.Brissett pass short right to M.Mack to BUF 37 for 11 yards (M.Milano). Dump pass, caught at BUF 47. P5
1-10-BUF 37 (5:36) F.Gore right guard to BUF 37 for no gain (P.Brown).
 2-10-BUF 37 (4:59) M.Mack up the middle to BUF 37 for no gain (A.Washington, J.Poyer).
 3-10-BUF 37 (4:19) M.Mack left end to BUF 32 for 5 yards (E.Gaines).
 Timeout #2 by IND at 03:41.
 4-5-BUF 32 (3:41) R.Sanchez punts 30 yards to BUF 2, Center-L.Rhodes, downed by IND-C.Milton.

Buffalo Bills at 3:33

- 1-10-BUF 2 (3:33) N.Peterman up the middle to BUF 3 for 1 yard (G.Stewart).
 2-9-BUF 3 (2:59) L.McCoy up the middle to BUF 5 for 2 yards (G.Stewart, A.Woods).
 3-7-BUF 5 (2:21) N.Peterman pass incomplete short right to C.Clay. Thrown wide of receiver in flat at BUF 13.
 4-7-BUF 5 (2:16) C.Schmidt punts 40 yards to BUF 45, Center-R.Ferguson, downed by BUF-P.DiMarco.

Indianapolis Colts at 2:07

- 1-10-BUF 45 (2:07) J.Brissett pass incomplete short left. Thrown away under pressure from K.Williams.
PENALTY on IND-J.Brissett, Intentional Grounding, 10 yards, enforced at BUF 45.

Two-Minute Warning

- 2-20-IND 45 (2:00) F.Gore left tackle to IND 49 for 4 yards (P.Brown).
 Timeout #2 by BUF at 01:54.
 3-16-IND 49 (1:54) F.Gore left tackle to BUF 47 for 4 yards (M.Milano).
 Timeout #3 by BUF at 01:50.
 4-12-BUF 47 (1:49) R.Sanchez punts 47 yards to end zone, Center-L.Rhodes, Touchback. Kick into end zone.

Buffalo Bills at 1:42

- 1-10-BUF 20 (1:42) L.McCoy up the middle to BUF 20 for no gain (M.Hunt, A.Woods).
 Timeout #3 by IND at 01:36.
 2-10-BUF 20 (1:36) L.McCoy right tackle pushed ob at BUF 43 for 23 yards (K.Moore II). R5
1-10-BUF 43 (1:27) (No Huddle) L.McCoy left guard to IND 32 for 25 yards (D.Butler). R6
1-10-IND 32 (:58) M.Tolbert right tackle to IND 29 for 3 yards (K.Moore II, J.Sheard).
 2-7-IND 29 (:38) (No Huddle) N.Peterman spiked the ball to stop the clock.
 3-7-IND 29 (:38) N.Peterman pass deep right to K.Benjamin pushed ob at IND 8 for 21 yards (K.Moore II). IND-K.Moore II was injured during the play. P7
 Caught along sideline at IND 8. 4th timeout for IND, due to injury inside of two-minute warning (no penalty). K.Moore assisted off.
1-8-IND 8 (:31) N.Peterman pass short right to K.Benjamin for 8 yards, TOUCHDOWN. Caught near sideline, 5 yds. into end zone. P8

Indianapolis Colts vs Buffalo Bills at New Era Field

S.Hauschka extra point is GOOD, Center-R.Ferguson, Holder-C.Schmidt.

IND 0 BUF 7, 7 plays, 80 yards, 1:15 drive, 14:33 elapsed

S.Hauschka kicks 54 yards from BUF 35 to IND 11. J.Ferguson to IND 25 for 14 yards (S.Thomas).

Indianapolis Colts at 0:27, (1st play from scrimmage 0:22)

1-10-IND 25 (:22) J.Brissett kneels to IND 24 for -1 yards.

End of half - 2.16 pm

END OF QUARTER

	Score	Time Poss	First Downs				Efficiencies	
			R	P	X	T	3 Down	4 Down
Indianapolis Colts	0	7:35	1	1	0	2	0/3	0/0
Buffalo Bills	7	7:25	3	2	0	5	1/4	0/1

Third Quarter

12/10/2017

Play By Play

IND elects to Receive, and BUF elects to defend the East goal.

S.Hauschka kicks 45 yards from BUF 35 to IND 20. J.Ferguson to IND 40 for 20 yards (D.Lacey).

Indianapolis Colts at 15:00, (1st play from scrimmage 14:53)

- 1-10-IND 40 (14:53) F.Gore left guard to IND 43 for 3 yards (J.Poyer).
 2-7-IND 43 (14:24) F.Gore left guard to IND 45 for 2 yards (E.Yarbrough).
 3-5-IND 45 (13:47) F.Gore up the middle to IND 45 for no gain (A.Washington, M.Milano).
 4-5-IND 45 (13:13) R.Sanchez punts 47 yards to BUF 8, Center-L.Rhodes, downed by IND-C.Milton.

Buffalo Bills at 13:03

- 1-10-BUF 8 (13:03) L.McCoy right guard to BUF 7 for -1 yards (J.Hankins).
 2-11-BUF 7 (12:22) L.McCoy right end pushed ob at BUF 10 for 3 yards (A.Morrison, B.Mingo).
 3-8-BUF 10 (11:48) N.Peterman pass short left to C.Clay pushed ob at BUF 20 for 10 yards (M.Farley). Flare pass, caught at BUF 16.
1-10-BUF 20 (11:05) T.Cadet left tackle to BUF 17 for -3 yards (A.Woods).
 2-13-BUF 17 (10:25) N.Peterman pass short left to N.O'Leary to BUF 26 for 9 yards (Q.Wilson). Caught near sideline at BUF 20.
 3-4-BUF 26 (9:44) L.McCoy right guard to BUF 27 for 1 yard (J.Hankins).
 4-3-BUF 27 (9:07) C.Schmidt punts 48 yards to IND 25, Center-R.Ferguson, downed by BUF-L.Pitts.

P9

Indianapolis Colts at 8:57

- 1-10-IND 25 (8:57) J.Brissett pass short right to B.Williams pushed ob at IND 30 for 5 yards (J.Poyer). Flare pass, caught at IND 25.
 2-5-IND 30 (8:35) F.Gore up the middle to IND 37 for 7 yards (L.Alexander).
1-10-IND 37 (8:02) J.Brissett pass short right to J.Doyle to IND 38 for 1 yard (M.Milano). Flare pass, caught at IND 38.
 2-9-IND 38 (7:24) F.Gore left tackle to IND 40 for 2 yards (D.Coleman).
 3-7-IND 40 (6:40) J.Brissett scrambles right end pushed ob at IND 43 for 3 yards (J.Poyer).
 4-4-IND 43 (6:09) R.Sanchez punts 34 yards to BUF 23, Center-L.Rhodes, downed by IND-C.Milton.

R6

Buffalo Bills at 6:01

- 1-10-BUF 23 (6:01) L.McCoy up the middle to BUF 25 for 2 yards (A.Morrison).
 2-8-BUF 25 (5:25) N.Peterman scrambles right tackle to BUF 27 for 2 yards (A.Morrison, J.Hankins). BUF-N.Peterman was injured during the play. BUF-J.Mills was injured during the play. N.Peterman assisted off. J.Mills assisted off.
 3-6-BUF 27 (4:59) J.Webb in at QB. L.McCoy right guard to BUF 29 for 2 yards (J.Hankins).
 4-4-BUF 29 (4:21) C.Schmidt punts 33 yards to IND 38, Center-R.Ferguson, out of bounds.

Indianapolis Colts at 4:15

- 1-10-IND 38 (4:15) J.Brissett pass incomplete deep right to R.Travis. Overthrown, receiver along sideline at BUF 30.
 2-10-IND 38 (4:08) M.Mack right guard to IND 38 for no gain (N.Capi).
 3-10-IND 38 (3:25) (Shotgun) J.Brissett pass incomplete short right to M.Mack [K.Williams]. Underthrown, under pressure from K.Williams. Receiver at IND 48.
 4-10-IND 38 (3:20) R.Sanchez punts 42 yards to BUF 20, Center-L.Rhodes, downed by IND-C.Milton.

Buffalo Bills at 3:11

- 1-10-BUF 20 (3:11) M.Tolbert left guard to BUF 20 for no gain (G.Stewart).
 2-10-BUF 20 (2:32) M.Tolbert up the middle to BUF 45 for 25 yards (B.Mingo). FUMBLES (B.Mingo), RECOVERED by IND-B.Mingo at BUF 49.

Indianapolis Colts at 2:23

- 1-10-BUF 49 (2:23) F.Gore left guard to BUF 45 for 4 yards (P.Brown).
 2-6-BUF 45 (1:49) J.Brissett pass short right to B.Williams to BUF 42 for 3 yards (M.Milano). TE screen, caught at BUF 39.
 3-3-BUF 42 (1:10) F.Gore up the middle to BUF 38 for 4 yards (M.Hyde, E.Gaines).
1-10-BUF 38 (:31) J.Brissett pass incomplete deep left to R.Travis. Overthrown, receiver along sideline at BUF 15.
 2-10-BUF 38 (:26) F.Gore right guard to BUF 30 for 8 yards (A.Washington).

R7

End of quarter - 3.04 pm

END OF QUARTER

	Score	Time Poss	First Downs				Efficiencies	
			R	P	X	T	3 Down	4 Down
Indianapolis Colts	0	8:20	2	0	0	2	1/4	0/0
Buffalo Bills	7	6:40	0	1	0	1	1/3	0/0

Fourth Quarter

12/10/2017

Play By Play

Indianapolis Colts continued.

3-2-BUF 30 (15:00) J.Brissett pass incomplete deep right to C.Rogers. Caught out of bounds in back of end zone.
Timeout #1 by IND at 14:51.

4-2-BUF 30 (14:51) J.Brissett pass incomplete short right to C.Rogers (M.Hyde). Receiver and coverage along sideline at BUF 15.

Buffalo Bills at 14:41

1-10-BUF 30 (14:41) L.McCoy up the middle to BUF 31 for 1 yard (J.Hankins, M.Hunt).

2-9-BUF 31 (14:03) L.McCoy left guard to BUF 35 for 4 yards (K.Moore II).

3-5-BUF 35 (13:27) L.McCoy right end pushed ob at BUF 40 for 5 yards (M.Hunt). R10

1-10-BUF 40 (12:45) T.Cadet right tackle to BUF 41 for 1 yard (M.Hunt, M.Farley).

2-9-BUF 41 (12:03) J.Webb pass incomplete deep right to K.Benjamin (Q.Wilson). BUF-K.Benjamin was injured during the play. Underthrown, receiver near sideline at BUF 41.

3-9-BUF 41 (11:57) L.McCoy up the middle to BUF 49 for 8 yards (D.Butler).

4-1-BUF 49 (11:25) (Run formation) PENALTY on BUF-V.Ducasse, False Start, 5 yards, enforced at BUF 49 - No Play.

4-6-BUF 44 (11:18) C.Schmidt punts 35 yards to IND 21, Center-R.Ferguson. C.Rogers to IND 23 for 2 yards (L.Pitts).

Indianapolis Colts at 11:09

1-10-IND 23 (11:09) J.Brissett pass incomplete short right to B.Williams. Pass dropped at IND 25. Pressure on QB: E.Yarbrough.

2-10-IND 23 (11:03) F.Gore left guard to IND 25 for 2 yards (E.Yarbrough).

3-8-IND 25 (10:26) F.Gore left tackle to IND 34 for 9 yards (M.Milano, P.Brown). R8

1-10-IND 34 (9:47) J.Brissett pass short left to C.Rogers to IND 34 for no gain (E.Gaines). WR screen, caught at IND 34.

2-10-IND 34 (9:14) M.Mack right guard to IND 34 for no gain (R.Davis).

3-10-IND 34 (8:32) (Shotgun) J.Brissett pass short right to T.Hilton to IND 44 for 10 yards (T.White). Flat pass, caught at IND 44. P9

1-10-IND 44 (7:55) J.Brissett sacked at IND 39 for -5 yards (R.Davis).

2-15-IND 39 (7:09) F.Gore up the middle to IND 40 for 1 yard (M.Milano, N.Capi).

3-14-IND 40 (6:24) (Shotgun) J.Brissett pass short middle to F.Gore to 50 for 10 yards (M.Milano). Center screen, caught at IND 43.
Timeout #1 by BUF at 05:44.

4-4-50 (5:44) J.Brissett pass short right to T.Hilton to BUF 40 for 10 yards (T.White). Caught at BUF 46, slanting to middle. P10

1-10-BUF 40 (5:13) F.Gore right guard to BUF 38 for 2 yards (J.Hughes).

2-8-BUF 38 (4:42) F.Gore left guard to BUF 36 for 2 yards (J.Hughes).

3-6-BUF 36 (4:01) (Shotgun) J.Brissett pass incomplete short left to T.Hilton. Overthrown, receiver in flat at BUF 30.

4-6-BUF 36 (3:57) (Shotgun) J.Brissett scrambles right end pushed ob at BUF 28 for 8 yards (E.Gaines). R11

1-10-BUF 28 (3:48) F.Gore left end to BUF 29 for -1 yards (L.Alexander).

2-11-BUF 29 (3:03) (Shotgun) J.Brissett pass short left to T.Hilton pushed ob at BUF 20 for 9 yards (M.Hyde). Caught near sideline at BUF 23.
PENALTY on BUF-A.Washington, Illegal Use of Hands, 5 yards, enforced at BUF 29 - No Play. X12

1-10-BUF 24 (2:57) F.Gore up the middle to BUF 14 for 10 yards (M.Hyde). R13

1-10-BUF 14 (2:17) M.Mack right guard to BUF 13 for 1 yard (T.White).

Two-Minute Warning

2-9-BUF 13 (2:00) (Shotgun) J.Brissett pass short right to M.Mack to BUF 3 for 10 yards (T.White). Flat pass, caught at BUF 14. P14

1-3-BUF 3 (1:20) (Shotgun) J.Brissett pass short right to J.Doyle for 3 yards, TOUCHDOWN. Caught near sideline at BUF 2. P15

Timeout #2 by IND at 01:16.

Timeout #2 by BUF at 01:16.

(Pass formation) TWO-POINT CONVERSION ATTEMPT. J.Brissett pass to J.Doyle is complete. ATTEMPT SUCCEEDS. Caught at goal line, left side.

PENALTY on IND-K.Aiken, Offensive Pass Interference, 10 yards, enforced at BUF 15 - No Play.

Timeout #3 by IND at 01:16.

A.Vinatieri extra point is GOOD, Center-L.Rhodes, Holder-R.Sanchez.

IND 7 BUF 7, 19 plays, 77 yards, 1 penalty, 9:53 drive, 13:44 elapsed

R.Sanchez kicks 55 yards from IND 35 to BUF 10. B.Tate to BUF 25 for 15 yards (J.Grace, A.Johnson).

Buffalo Bills at 1:16, (1st play from scrimmage 1:08)

1-10-BUF 25 (1:08) (Shotgun) J.Webb pass incomplete deep right to K.Benjamin (Q.Wilson). Receiver and coverage near sideline at BUF 45.

2-10-BUF 25 (1:01) (Shotgun) J.Webb pass short right intended for C.Clay INTERCEPTED by M.Farley at BUF 37. M.Farley pushed ob at BUF 28 for 9 yards (L.McCoy).

Indianapolis Colts at 0:52

Indianapolis Colts vs Buffalo Bills at New Era Field

- 1-10-BUF 28 (:52) F.Gore right guard to BUF 25 for 3 yards (A.Washington).
- 2-7-BUF 25 (:07) J.Brissett spiked the ball to stop the clock.
- 3-7-BUF 25 (:06) A.Vinatieri 43 yard field goal is No Good, Wide Left, Center-L.Rhodes, Holder-R.Sanchez.

Buffalo Bills at 0:01

- 1-10-BUF 33 (:01) J.Webb kneels to BUF 32 for -1 yards.

End of regulation - 3.53 pm

END OF QUARTER

	Score	Time Poss	First Downs				Efficiencies	
			R	P	X	T	3 Down	4 Down
Indianapolis Colts	7	11:03	3	4	1	8	2/5	2/3
Buffalo Bills	7	3:57	1	0	0	1	1/2	0/0

Overtime

12/10/2017

Play By Play

BUF wins toss, elects to Receive, and IND elects to defend the West goal.

R.Sanchez kicks 51 yards from IND 35 to BUF 14. B.Tate to BUF 24 for 10 yards (J.Vander Laan).

Buffalo Bills at 10:00, (1st play from scrimmage 9:53)

1-10-BUF 24	(9:53) L.McCoy right guard to BUF 23 for -1 yards (M.Farley).	
2-11-BUF 23	(9:18) L.McCoy left guard to BUF 24 for 1 yard (J.Hankins).	
3-10-BUF 24	(8:39) (Shotgun) J.Webb left guard to BUF 36 for 12 yards (T.Green).	R11
<u>1-10-BUF 36</u>	(8:02) L.McCoy right tackle to BUF 37 for 1 yard (J.Sheard).	
2-9-BUF 37	(7:23) (Shotgun) J.Webb up the middle to BUF 41 for 4 yards (J.Bostic). IND-J.Hankins was injured during the play. J.Hankins assisted off.	
3-5-BUF 41	(6:50) J.Webb right end pushed ob at 50 for 9 yards (T.Green).	R12
<u>1-10-50</u>	(6:31) L.McCoy right guard to BUF 48 for -2 yards (M.Hunt).	
2-12-BUF 48	(5:49) L.McCoy right guard to IND 44 for 8 yards (A.Morrison).	
3-4-IND 44	(5:03) (Shotgun) T.Cadet up the middle to IND 41 for 3 yards (J.Hankins).	
	Timeout #1 by BUF at 04:13.	
4-1-IND 41	(4:13) C.Schmidt punts 31 yards to IND 10, Center-R.Ferguson, out of bounds.	

Indianapolis Colts at 4:07

1-10-IND 10	(4:07) F.Gore right guard to IND 15 for 5 yards (J.Hughes).	
2-5-IND 15	(3:35) F.Gore up the middle to IND 25 for 10 yards (M.Milano).	R16
<u>1-10-IND 25</u>	(3:00) (Shotgun) J.Brissett pass incomplete short middle to J.Doyle. Overthrown, receiver at IND 40, slanting to left.	
2-10-IND 25	(2:55) (Shotgun) J.Brissett pass incomplete short right to T.Hilton (K.Williams). Thrown behind receiver at IND 35. Pass tipped at line.	
3-10-IND 25	(2:50) (Shotgun) J.Brissett pass short right to C.Rogers to IND 31 for 6 yards (M.Hyde). Caught at IND 31, crossing from middle.	
	Timeout #2 by BUF at 02:35.	
4-4-IND 31	(2:35) R.Sanchez punts 34 yards to BUF 35, Center-L.Rhodes, downed by IND-A.Morrison.	

Buffalo Bills at 2:25

1-10-BUF 35	(2:25) (Shotgun) J.Webb pass short right to C.Clay pushed ob at BUF 36 for 1 yard (M.Farley). Caught along sideline at BUF 36.
2-9-BUF 36	(2:21) (Shotgun) J.Webb right tackle to BUF 39 for 3 yards (J.Bostic, A.Morrison).

Two-Minute Warning

3-6-BUF 39	(2:00) (Shotgun) J.Webb pass deep right to D.Thompson to IND 27 for 34 yards (K.Moore II). Caught in flat at IND 26.	P13
	<i>Penalty on IND-K.Moore II, Defensive Pass Interference, declined.</i>	
<u>1-10-IND 27</u>	(1:51) L.McCoy right guard to IND 18 for 9 yards (J.Sheard).	
	Timeout #1 by IND at 01:46.	
2-1-IND 18	(1:46) L.McCoy up the middle to IND 21 for -3 yards (Q.Wilson).	
	Timeout #2 by IND at 01:40.	
3-4-IND 21	(1:39) L.McCoy up the middle for 21 yards, TOUCHDOWN.	R14
	End of game - 4.17 pm	

IND 7 BUF 13, 6 plays, 65 yards, 0:52 drive, 13:27 elapsed
--

END OF QUARTER

	Score	Time Poss	First Downs				Efficiencies	
			R	P	X	T	3 Down	4 Down
Indianapolis Colts	7	1:42	1	0	0	1	0/1	0/0
Buffalo Bills	13	6:45	3	1	0	4	4/5	0/0

Miscellaneous Statistics Report

Indianapolis Colts vs Buffalo Bills
12/10/2017 at New Era Field

Ten Longest Plays for Indianapolis Colts

Yards	Qtr	Play Start	Play Description
20	1	1-10-BUF 38	(5:15) M.Mack left guard to BUF 18 for 20 yards (M.Hyde).
11	2	2-7-BUF 48	(6:13) J.Brissett pass short right to M.Mack to BUF 37 for 11 yards (M.Milano). Dump pass, caught at BUF 47.
10	4	3-10-IND 34	(8:32) (Shotgun) J.Brissett pass short right to T.Hilton to IND 44 for 10 yards (T.White). Flat pass, caught at IND 44.
10	4	3-14-IND 40	(6:24) (Shotgun) J.Brissett pass short middle to F.Gore to 50 for 10 yards (M.Milano). Center screen, caught at IND 43.
10	4	4-4-50	(5:44) J.Brissett pass short right to T.Hilton to BUF 40 for 10 yards (T.White). Caught at BUF 46, slanting to middle.
10	4	1-10-BUF 24	(2:57) F.Gore up the middle to BUF 14 for 10 yards (M.Hyde).
10	4	2-9-BUF 13	(2:00) (Shotgun) J.Brissett pass short right to M.Mack to BUF 3 for 10 yards (T.White). Flat pass, caught at BUF 14.
10	5	2-5-IND 15	(3:35) F.Gore up the middle to IND 25 for 10 yards (M.Milano).
9	2	1-10-IND 38	(8:15) F.Gore up the middle to IND 47 for 9 yards (C.Thornton).
9	4	3-8-IND 25	(10:26) F.Gore left tackle to IND 34 for 9 yards (M.Milano, P.Brown).

Ten Longest Plays for Buffalo Bills

Yards	Qtr	Play Start	Play Description
34	5	3-6-BUF 39	(2:00) (Shotgun) J.Webb pass deep right to D.Thompson to IND 27 for 34 yards (K.Moore II). Caught in flat at IND 26.
25	2	1-10-BUF 43	(1:27) (No Huddle) L.McCoy left guard to IND 32 for 25 yards (D.Butler).
23	2	2-10-BUF 20	(1:36) L.McCoy right tackle pushed ob at BUF 43 for 23 yards (K.Moore II).
21	2	3-7-IND 29	(:38) N.Peterman pass deep right to K.Benjamin pushed ob at IND 8 for 21 yards (K.Moore II). IND-K.Moore II was injured
21	5	3-4-IND 21	(1:39) L.McCoy up the middle for 21 yards, TOUCHDOWN.
12	5	3-10-BUF 24	(8:39) (Shotgun) J.Webb left guard to BUF 36 for 12 yards (T.Green).
10	1	3-8-BUF 35	(14:17) (Shotgun) L.McCoy left tackle to BUF 45 for 10 yards (M.Farley).
10	3	3-8-BUF 10	(11:48) N.Peterman pass short left to C.Clay pushed ob at BUF 20 for 10 yards (M.Farley). Flare pass, caught at BUF 16.
9	1	3-12-IND 47	(10:19) (Shotgun) N.Peterman pass short left to K.Benjamin to IND 38 for 9 yards (N.Hairston). Caught at IND 40, slanting to
9	2	2-5-50	(10:22) L.McCoy right guard to IND 41 for 9 yards (K.Moore II, M.Farley).

Touchdown Scoring Information

		Offense	Defense	Special Teams
VISITOR	Indianapolis Colts	1	0	0
HOME	Buffalo Bills	2	0	0

Player Scoring Information

Club	Player	TD	Rush TD	Rec TD	KO TD	Punt TD	Int TD	Fum TD	Misc TD	FG	XP	2Pt Rush	2Pt Rec	Sfty	Points
IND	J.Doyle	0	0	1	0	0	0	0	0	0	0	0	0	0	6
IND	A.Vinatieri	0	0	0	0	0	0	0	0	0	1	0	0	0	1
BUF	L.McCoy	0	1	0	0	0	0	0	0	0	0	0	0	0	6
BUF	K.Benjamin	0	0	1	0	0	0	0	0	0	0	0	0	0	6
BUF	S.Hauschka	0	0	0	0	0	0	0	0	0	1	0	0	0	1

Possession Detail

	First Half		Second Half		Game	
	Visitor	Home	Visitor	Home	Visitor	Home
Largest Lead	0	7	0	6	0	7
Drives Leading	0	0	0	4	0	4
Time of Possession Leading	0:00	0:00	0:00	10:12	0:00	10:12
Largest Deficit	-7	0	-6	0	-7	0
Drives Trailing	1	0	5	0	6	0
Time of Possession Trailing	0:27	0:00	18:32	0:00	18:59	0:00
Times Score Tied Up		0		1		1
Lead Changes		1		1		2

Playtime Percentage

Percent of playtime per player on offense, defense and special teams

Indianapolis Colts					Buffalo Bills								
		Offense	Defense	Special Teams			Offense	Defense	Special Teams				
J Haeg	G	71	100%	3	14%	V Ducasse	G	67	100%	1	5%		
D Good	T	71	100%	3	14%	R Incognito	G	67	100%	1	5%		
J Doyle	TE	71	100%	3	14%	E Wood	C	67	100%	1	5%		
J Vujnovich	G	71	100%	3	14%	D Dawkins	T	67	100%	1	5%		
J Brissett	QB	71	100%			J Mills	T	66	99%	1	5%		
A Castonzo	T	71	100%			C Clay	TE	58	87%				
A Fabiano	C	71	100%			D Thompson	WR	57	85%				
C Rogers	WR	66	93%	6	27%	L McCoy	RB	50	75%				
F Gore	RB	54	76%			K Benjamin	WR	41	61%				
T Hilton	WR	48	68%			Z Jones	WR	41	61%				
B Williams	TE	45	63%	12	55%	N Peterman	QB	40	60%				
K Aiken	WR	42	59%	4	18%	N O'Leary	TE	32	48%	3	14%		
M Mack	RB	17	24%			J Webb	QB	28	42%	8	36%		
R Travis	TE	7	10%	2	9%	P DiMarco	FB	16	24%	9	41%		
K Brent	WR	4	6%	4	18%	A Holmes	WR	15	22%	13	59%		
L Clark	G	1	1%	3	14%	M Tolbert	FB	13	19%	6	27%		
J Bostic	LB		67	100%		T Cadet	RB	4	6%	2	9%		
Q Wilson	CB		67	100%		B Tate	WR	3	4%	10	45%		
A Morrison	LB		65	97%	10	45%	L Thomas	TE	3	4%	4	18%	
K Moore	CB		62	93%	8	36%	R Groy	G	1	1%	1	5%	
M Farley	SS		60	90%	3	14%	C McDermott	T	1	1%	1	5%	
J Hankins	DT		60	90%	1	5%	P Brown	LB		71	100%	6	27%
M Hunt	DE		57	85%	3	14%	M Hyde	SS		71	100%	6	27%
J Sheard	LB		56	84%			J Poyer	FS		71	100%	5	23%
B Mingo	LB		53	79%	14	64%	E Gaines	CB		71	100%	5	23%
A Woods	NT		50	75%	1	5%	T White	CB		71	100%	5	23%
T Green	SS		41	61%	12	55%	M Milano	LB		51	72%	5	23%
N Hairston	CB		24	36%	6	27%	L Alexander	LB		48	68%	17	77%
G Stewart	NT		18	27%	6	27%	A Washington	DT		48	68%	2	9%
C Geathers	FS		17	25%	7	32%	J Hughes	DE		48	68%	1	5%
D Butler	FS		15	22%	1	5%	K Williams	DT		46	65%	4	18%
J Mbu	DT		15	22%			E Yarbrough	DE		43	61%	2	9%
T Basham	LB		9	13%	5	23%	R Davis	DE		28	39%	3	14%
C Milton	CB		1	1%	19	86%	C Thornton	DT		25	35%	4	18%
J George	LB				16	73%	S Wright	CB		23	32%	7	32%
A Walker	LB				16	73%	N Capi	DE		23	32%	7	32%
J Vander Laan	TE				16	73%	D Coleman	DT		23	32%	3	14%
R Sanchez	P				13	59%	R Humber	LB		20	28%	16	73%
L Rhodes	LS				10	45%	L Pitts	CB			16	73%	
A Johnson	DE				10	45%	D Lacey	LB			16	73%	
J Grace	LB				9	41%	T Elston	SS			16	73%	
J Ferguson	RB				7	32%	T Vallejo	LB			9	41%	
M Person	C				3	14%	R Ferguson	LS			7	32%	
A Vinatieri	K				3	14%	C Schmidt	P			7	32%	

S Thomas	SS	7	32
S Hauschka	K	3	14

BILLS



#	NAME	POS
2	Nathan Peterman	QB
4	Stephen Hauschka	K
5	Tyrod Taylor	QB
6	Colton Schmidt	P
10	Deonte Thompson	WR
11	Zay Jones	WR
13	Kelvin Benjamin	WR
14	Joe Webb	QB
15	Brandon Tate	WR
18	Andre Holmes	WR
20	Shareece Wright	CB
21	Jordan Poyer	S
23	Micah Hyde	S
24	Leonard Johnson	CB
25	LeSean McCoy	RB
27	Tre'Davious White	CB
28	E.J. Gaines	CB
29	Shamarko Thomas	S
30	Lafayette Pitts	CB
35	Mike Tolbert	FB
36	Trae Elston	S
39	Travaris Cadet	RB
40	Tanner Vallejo	LB
42	Patrick DiMarco	FB
44	Deon Lacey	LB
50	Ramon Humber	LB
52	Preston Brown	LB
54	Eddie Yarbrough	DE
55	Jerry Hughes	DE
56	Ryan Davis	DE
57	Lorenzo Alexander	LB
58	Matt Milano	LB
62	Vladimir Ducasse	G
64	Richie Incognito	G
66	Seantrel Henderson	T
68	Conor McDermott	T
69	Reid Ferguson	LS
70	Eric Wood	C
72	Ryan Gray	G
73	Dion Dawkins	T
75	Cap Capi	DE
76	John Miller	G
77	Cordy Glenn	T
79	Jordan Mills	T
82	Logan Thomas	TE
84	Nick O'Leary	TE
85	Charles Clay	TE
88	Khari Lee	TE
89	Brandon Reilly	WR
91	Cedric Thornton	DT
92	Adolphus Washington	DT
95	Kyle Williams	DT
98	Deandre Coleman	DT

PRONUNCIATIONS

TRAVARIS CadetTRU-VAR-ES
VLADIMIR DUCASSEvlah-DUH-meer-doo-CAAS
Stephen HAUSCHKAHOWSH-kuh
RAMON Humberruh-MOAN
KHARI LeeCAR-ee
Tanner VALLEJOvuh-LAY-ho
TRE'DAVIOUS Whitetruh-DAY-vee-us
SHAREECE Wrightshuh-REESE
Eddie YARBROUGHYARR-bro
Phil MCGEOGHANmuh-GAY-gehn
John EGORUGWUEGG-or-oo-goo

BUFFALO BILLS vs. INDIANAPOLIS COLTS

Sunday, December 10, 2017 - 1:00 PM
New Era Field, Orchard Park, New York

BILLS OFFENSE

WR	11 Zay Jones	89 Brandon Reilly
LT	77 Cordy Glenn	66 Seantrel Henderson
LG	64 Richie Incognito	
C	70 Eric Wood	
RG	62 Viad Ducasse	68 Conor McDermott
RT	79 Jordan Mills	82 Logan Thomas
TE	85 Charles Clay	88 Khari Lee
QB	5 Tyrod Taylor	14 Joe Webb
FB	42 Patrick DiMarco	
RB	25 LeSean McCoy	39 Travaris Cadet
WR	13 Kelvin Benjamin	15 Brandon Tate

BILLS DEFENSE

LDE	54 Eddie Yarbrough	75 Cap Capi
LDT	95 Kyle Williams	98 Deandre Coleman
RDT	92 Adolphus Washington	91 Cedric Thornton
RDE	55 Jerry Hughes	56 Ryan Davis
SLB	57 Lorenzo Alexander	44 Deon Lacey
MLB	52 Preston Brown	40 Tanner Vallejo
WLB	50 Ramon Humber	58 Matt Milano
LCB	27 Tre'Davious White	20 Shareece Wright
RCB	28 E.J. Gaines	24 Leonard Johnson
SS	23 Micah Hyde	29 Shamarko Thomas
FS	21 Jordan Poyer	36 Trae Elston
		30 Lafayette Pitts

COLTS DEFENSE

DE	92 Margus Hunt	
NT	99 Al Woods	94 Joey Mbu
DT	95 Johnathan Hankins	
SLB	52 Barkevious Mingo	56 Jermaine Grace
Mike	44 Antonio Morrison	
Will	57 Jon Bostic	
Rush	93 Jabaal Sheard	
LCB	30 Rashaan Melvin	28 Chris Milfon
SS	41 Matthias Farley	37 D.J. White
FS	20 Darius Butler	
RCB	42 Kenny Moore II	

COLTS OFFENSE

WR	13 T.Y. Hilton	
LT	74 Anthony Castonzo	
LG	67 Jeremy Vujnovich	
C	78 Ryan Kelly	72 Mike Person
RG	73 Joe Haeg	62 Le'Raven Clark
RT	71 Denzelle Good	65 Tyreek Burwell
TE	84 Jack Doyle	45 Jason Vander Laan
WR	10 Donte Moncrief	17 Kamar Aiken
QB	7 Jacoby Brissett	16 Scott Tolzien
TE	85 Brandon Williams	47 Darrell Daniels
RB	23 Frank Gore	25 Marlon Mack
		15 K.J. Brent
		48 Ross Travis
		39 Josh Ferguson
		34 Matt Jones

BILLS SPECIALISTS

PK	4 Stephen Hauschka
P	6 Colton Schmidt
KO	4 Stephen Hauschka
H	6 Colton Schmidt
PR	15 Brandon Tate
KOR	15 Brandon Tate
LS	69 Reid Ferguson
	23 Micah Hyde
	39 Travaris Cadet
	72 Ryan Gray

COLTS SPECIALISTS

P	2 Rigoberto Sanchez
PK	4 Adam Vinatieri
H	2 Rigoberto Sanchez
LS	46 Luke Rhodes
KR	25 Marlon Mack
PR	80 Chester Rogers
	2 Rigoberto Sanchez
	39 Josh Ferguson

TODAY'S OFFICIALS

Referee – Brad Allen (122), Umpire – Fred Bryan (11), Down Judge – Jim Mello (48), Line Judge – Brian Bolinger (40), Field Judge – Tom Hill (97), Side Judge – Jabir Walker (26), Back Judge – Shawn Hochuli (83), Replay Official – Jim Lapetina

COLTS



#	NAME	POS
2	Rigoberto Sanchez	P
4	Adam Vinatieri	K
7	Jacoby Brissett	QB
10	Donte Moncrief	WR
13	T.Y. Hilton	WR
15	K.J. Brent	WR
16	Scott Tolzien	QB
17	Kamar Aiken	WR
20	Darius Butler	S
23	Frank Gore	RB
25	Marlon Mack	RB
26	Clayton Geathers	S
27	Nate Hairston	CB
28	Chris Milton	CB
30	Rashaan Melvin	CB
31	Quincy Wilson	CB
32	T.J. Green	S
34	Matt Jones	RB
37	D.J. White	CB
39	Josh Ferguson	RB
41	Matthias Farley	S
42	Kenny Moore II	CB
44	Antonio Morrison	ILB
45	Jason Vander Laan	TE
46	Luke Rhodes	LS
47	Darrell Daniels	TE
48	Ross Travis	TE
50	Anthony Walker	ILB
52	Barkevious Mingo	OLB
56	Jermaine Grace	ILB
57	Jon Bostic	ILB
58	Tarell Basham	OLB
59	Jeremiah George	ILB
61	Anthony Fabiano	C
62	Le'Raven Clark	T
65	Tyreek Burwell	T
67	Jeremy Vujnovich	T
71	Denzelle Good	T/G
72	Mike Person	C
73	Joe Haeg	T/G
74	Anthony Castonzo	T
78	Ryan Kelly	C
80	Chester Rogers	WR
84	Jack Doyle	TE
85	Brandon Williams	TE
90	Grover Stewart	DT
91	Hassan Ridgeway	DT
92	Margus Hunt	DE
93	Jabaal Sheard	OLB
94	Joey Mbu	NT
95	Johnathan Hankins	DT
97	Anthony Johnson	DE
99	Al Woods	NT

PRONUNCIATIONS

KAMAR Aikenkuh-MAARR
DARRELL DanielsDuh-REL
Joey MBUEM-boo
BARKEVIOUS Mingobar-KEY-vee-us
Donte MONCRIEFMON-creef
RIGOBERTO SanchezREE-go-BEAR-toe
JABAAL SHEARDjuh-BALL SHEERD
Scott TOLZIENtoll-ZEEN
Adam VINATIERIvin-uh-TARE-ee
Jeremy VUJNOVICHVIEW-nuh-vitch

BILLS

#	NAME	POS
57	Alexander, Lorenzo	LB
13	Benjamin, Kelvin	WR
52	Brown, Preston	LB
39	Cadet, Travaris	RB
75	Capi, Cap	DE
85	Clay, Charles	TE
98	Coleman, Deandre	DT
56	Davis, Ryan	DE
73	Dawkins, Dion	T
42	DiMarco, Patrick	FB
62	Ducasse, Vladimir	G
36	Elston, Trae	S
69	Ferguson, Reid	LS
28	Gaines, E.J.	CB
77	Glenn, Cordy	T
72	Groy, Ryan	G
4	Hauschka, Stephen	K
66	Henderson, Seantrel	T
18	Holmes, Andre	WR
55	Hughes, Jerry	DE
50	Humber, Ramon	LB
23	Hyde, Micah	S
64	Incognito, Richie	G
24	Johnson, Leonard	CB
11	Jones, Zay	WR
44	Lacey, Deon	LB
88	Lee, Khari	TE
25	McCoy, LeSean	RB
68	McDermott, Conor	T
58	Milano, Matt	LB
76	Miller, John	G
79	Mills, Jordan	T
84	O'Leary, Nick	TE
2	Peterman, Nathan	QB
30	Pitts, Lafayette	CB
21	Poyer, Jordan	S
89	Reilly, Brandon	WR
6	Schmidt, Colton	P
15	Tate, Brandon	WR
5	Taylor, Tyrrod	QB
82	Thomas, Logan	TE
29	Thomas, Shamarko	S
10	Thompson, Deonte	WR
91	Thornton, Cedric	DT
35	Tolbert, Mike	FB
40	Vallejo, Tanner	LB
92	Washington, Adolphus	DT
14	Webb, Joe	QB
27	White, Tre'Davious	CB
95	Williams, Kyle	DT
70	Wood, Eric	C
20	Wright, Shareece	CB
54	Yarbrough, Eddie	DE

PRONUNCIATIONS
 TRAVARIS Cadet.....TRU-VAR-ES
 VLADIMIR DUCASSE.....vlah-DUH-meer doo-CAAS
 Stephen HAUSCHKA.....HOWSH-kuh
 RAMON Humber.....ruh-MOAN
 KHARI Lee.....CAR-ee
 Tanner VALLEJO.....vuh-LAY-oh
 TRE'DAVIOUS White.....truh-DAY-vee-us
 SHAREECE Wright.....shuh-REESE
 Eddie YARBROUGH.....YARR-bro
 Phil MCGEOGHAN.....muh-GAY-ghahn
 John EGORUGWU.....EGG-or-oo-goo

BUFFALO BILLS

#	NAME	POS	HT	WT	AGE	EXP	COLLEGE
2	Nathan Peterman	QB	6-2	225	23	R	Pittsburgh
4	Stephen Hauschka	K	6-4	210	31	10	North Carolina State
5	Tyrrod Taylor	QB	6-1	215	28	7	Virginia Tech
6	Colton Schmidt	P	5-11	224	27	4	California-Davis
10	Deonte Thompson	WR	6-0	205	28	6	Florida
11	Zay Jones	WR	6-2	200	22	R	East Carolina
13	Kelvin Benjamin	WR	6-5	245	26	4	Florida State
14	Joe Webb	QB	6-4	230	30	8	Alabama-Birmingham
15	Brandon Tate	WR	6-1	195	30	9	North Carolina
18	Andre Holmes	WR	6-4	210	28	6	Hillsdale
20	Shareece Wright	CB	5-11	184	30	7	USC
21	Jordan Poyer	S	6-0	191	26	5	Oregon State
23	Micah Hyde	S	6-0	197	26	5	Iowa
24	Leonard Johnson	CB	5-10	194	27	6	Iowa State
25	LeSean McCoy	RB	5-11	210	29	9	Pittsburgh
27	Tre'Davious White	CB	5-11	192	22	R	Louisiana State
28	E.J. Gaines	CB	5-10	185	25	4	Missouri
29	Shamarko Thomas	S	5-9	205	26	5	Syracuse
30	Lafayette Pitts	CB	5-11	195	25	2	Pittsburgh
35	Mike Tolbert	FB	5-9	250	31	10	Coastal Carolina
36	Trae Elston	S	6-0	190	23	1	Mississippi
39	Travaris Cadet	RB	6-1	210	28	6	Appalachian State
40	Tanner Vallejo	LB	6-1	228	22	R	Boise State
42	Patrick DiMarco	FB	6-1	234	27	6	South Carolina
44	Deon Lacey	LB	6-3	235	27	1	West Alabama
50	Ramon Humber	LB	5-11	232	30	9	North Dakota State
52	Preston Brown	LB	6-1	251	25	4	Louisville
54	Eddie Yarbrough	DE	6-3	259	24	1	Wyoming
55	Jerry Hughes	DE	6-2	254	29	8	Texas Christian
56	Ryan Davis	DE	6-2	260	28	6	Bethune-Cookman
57	Lorenzo Alexander	LB	6-1	245	34	11	California
58	Matt Milano	LB	6-0	223	23	R	Boston College
62	Vladimir Ducasse	G	6-5	329	30	8	Massachusetts
64	Richie Incognito	G	6-3	319	33	11	Nebraska
66	Seantrel Henderson	T	6-7	331	25	4	Miami
68	Conor McDermott	T	6-8	305	25	R	UCLA
69	Reid Ferguson	LS	6-2	244	23	1	Louisiana State
70	Eric Wood	C	6-4	310	31	9	Louisville
72	Ryan Groy	G	6-5	320	27	4	Wisconsin
73	Dion Dawkins	T	6-5	320	23	R	Temple
75	Cap Capi	DE	6-3	247	25	2	Akron
76	John Miller	G	6-3	315	24	3	Louisville
77	Cordy Glenn	T	6-6	345	28	6	Georgia
79	Jordan Mills	T	6-5	316	26	5	Louisiana Tech
82	Logan Thomas	TE	6-6	250	26	3	Virginia Tech
84	Nick O'Leary	TE	6-3	252	25	2	Florida State
85	Charles Clay	TE	6-3	255	28	7	Tulsa
88	Khari Lee	TE	6-4	253	25	3	Bowie State
89	Brandon Reilly	WR	6-2	200	24	R	Nebraska
91	Cedric Thornton	DT	6-4	290	29	7	Southern Arkansas
92	Adolphus Washington	DT	6-4	295	24	2	Ohio State
95	Kyle Williams	DT	6-1	303	35	12	LSU
98	Deandre Coleman	DT	6-5	341	26	2	California

Head Coach: Sean McDermott
Assistants: Rick Dennison (Offense), Leslie Frazier (Defense), Danny Crossman (Special Teams), Assistants: Bob Babich (Linebackers), Bobby Babich (Assistant Defensive Backs), Rob Boras (Tight Ends), Gill Byrd (Defensive Backs), Juan Castillo (Offensive Line/Run Game), Eric Cigno (Head Strength and Conditioning), David Culley (Quarterbacks), Andrew Dees (Assistant Offensive Line), John Egorugwu (Defensive Quality Control), Will Greenberg (Assistant Strength and Conditioning), Chad Hall (Offensive Assistant), Mark Leecher (Strength and Conditioning Assistant), Marc Lubick (Offensive Quality Control/Assistant Quarterbacks), Hal Luther (Assistant Strength and Conditioning), Phil McGeoghan (Wide Receivers), Jason Oszwart (Strength and Conditioning Assistant), Jim Salgado (Defensive Assistant), Kelly Skipper (Running Backs), Matthew Smiley (Assistant Special Teams), Bill Teerlinck (Assistant Defensive Line), Mike Waulfe (Defensive Line).

INDIANAPOLIS COLTS

#	NAME	POS	HT	WT	AGE	EXP	COLLEGE
2	Rigoberto Sanchez	P	6-0	195	23	R	Hawaii
4	Adam Vinatieri	K	6-0	212	44	22	South Dakota State
7	Jacoby Brissett	QB	6-4	235	24	2	North Carolina State
10	Donte Moncrief	WR	6-2	216	24	4	Mississippi
13	T.Y. Hilton	WR	5-9	178	28	6	Florida International
15	K.J. Brent	WR	6-3	202	24	1	Wake Forest
16	Scott Talzien	QB	6-2	215	30	7	Wisconsin
17	Kamar Aiken	WR	6-2	216	28	5	Central Florida
20	Darius Butler	S	5-10	192	31	9	Connecticut
23	Frank Gore	RB	5-9	212	34	13	Miami (FL)
25	Marlon Mack	RB	5-11	210	21	R	South Florida
26	Clayton Geathers	S	6-2	220	25	3	Central Florida
27	Nate Hairston	CB	6-0	195	23	R	Temple
28	Chris Milton	CB	5-11	196	25	2	Georgia Tech
30	Rashaan Melvin	CB	6-2	196	28	5	Northern Illinois
31	Quincy Wilson	CB	6-1	206	21	R	Florida
32	T.J. Green	S	6-3	211	22	2	Clemson
34	Matt Jones	RB	6-2	239	24	3	Florida
37	D.J. White	CB	5-11	193	24	2	Georgia Tech
39	Josh Ferguson	RB	5-10	205	24	2	Illinois
41	Mathias Farley	S	5-11	209	25	2	Notre Dame
42	Kenny Moore II	CB	5-9	190	22	R	Valdosta State
44	Antonio Morrison	ILB	6-1	241	23	2	Florida
45	Jason Vander Laan	TE	6-4	244	25	1	Ferris State
46	Luke Rhodes	LS	6-2	238	25	1	William & Mary
47	Darrell Daniels	TE	6-3	246	23	R	Washington
48	Ross Travis	TE	6-7	235	24	2	Penn State
50	Anthony Walker	ILB	6-1	242	22	R	Northwestern
52	Barkevious Mingo	OLB	6-4	239	27	5	LSU
56	Jermaine Grace	ILB	6-1	223	24	R	Miami (FL)
57	Jon Bostic	ILB	6-1	245	26	5	Florida
58	Tarell Basham	OLB	6-4	266	23	R	Ohio
59	Jeremiah George	ILB	5-11	234	25	3	Iowa State
61	Anthony Fabiano	C	6-4	303	24	1	Harvard
62	Le'Raven Clark	T	6-5	311	24	2	Texas Tech
65	Tyreek Burwell	T	6-6	310	25	3	Cincinnati
67	Jeremy Vujnovich	T	6-5	300	27	1	Louisiana College
71	Denzelle Good	T/G	6-5	345	26	3	Mars Hill
72	Mike Person	C	6-4	300	29	7	Montana State
73	Joe Haeg	T/G	6-6	305	24	2	North Dakota State
74	Anthony Castonzo	T	6-7	311	29	7	Boston College
78	Ryan Kelly	C	6-4	309	24	2	Alabama
80	Chester Rogers	WR	6-1	184	23	2	Grambling State
84	Jack Doyle	TE	6-6	262	27	5	Western Kentucky
85	Brandon Williams	TE	6-3	260	30	5	Oregon
90	Grover Stewart	DT	6-4	333	24	R	Albany State
91	Hassan Ridgeway	DT	6-3	318	23	2	Texas
92	Margus Hunt	DE	6-8	298	30	5	SMU
93	Jabaal Sheard	OLB	6-3	265	28	7	Pittsburgh
94	Joey Mbu	NT	6-3	323	24	1	Houston
95	Johnathan Hankins	DT	6-2	325	25	5	Ohio State
97	Anthony Johnson	DE	6-2	295	24	3	LSU
99	Al Woods	NT	6-4	330	30	8	LSU

Head Coach: Chuck Pagano
Assistants: Rob Chudzinski (Offensive Coordinator), Ted Monachino (Defensive Coordinator), Tom McMahon (Special Teams Coordinator), Tim Berbenich (Offensive Assistant/Assistant Quarterbacks Coach), Maurice Drayton (Assistant Special Teams), Gary Emanuel (Defensive Line Coach), Joe Gilbert (Assistant Offensive Line Coach), Frank Giufo (Offensive Quality Control Coach), Jim Herrmann (Linebackers Coach), Jim Hostler (Tight Ends Coach), Richard Howell (Assistant Strength & Conditioning), Darren Krein (Head Strength and Conditioning Coach), Sanjay Lal (Wide Receivers Coach), Robert Mathis (Sports Rush Consultant), Joe Philbin (Assistant Head Coach/Offensive Line), Ryan Podell (Sports Science/Conditioning), Jeff Popovich (Defensive Quality Control Coach), Brian Schottenheimer (Quarterbacks Coach), Jemal Singleton (Running Backs Coach), Shawn Terlecky (Defensive Assistant), Brad White (Outside Linebackers Coach).

COLTS

#	NAME	POS
17	Aiken, Kamar	WR
58	Basham, Tarell	OLB
57	Bostic, Jon	ILB
15	Brent, K.J.	WR
7	Brissett, Jacoby	QB
65	Burwell, Tyreek	T
20	Butler, Darius	S
74	Castonzo, Anthony	T
62	Clark, Le'Raven	T
47	Daniels, Darrell	TE
84	Doyle, Jack	TE
61	Fabiano, Anthony	C
41	Farley, Mathias	S
39	Ferguson, Josh	RB
26	Geathers, Clayton	S
59	George, Jeremiah	ILB
71	Good, Denzelle	T/G
23	Gore, Frank	RB
56	Grace, Jermaine	ILB
32	Green, T.J.	S
73	Haeg, Joe	T/G
27	Hairston, Nate	CB
95	Hankins, Johnathan	DT
13	Hilton, T.Y.	WR
92	Hunt, Margus	DE
97	Johnson, Anthony	DE
34	Jones, Matt	RB
78	Kelly, Ryan	C
25	Mack, Marlon	RB
94	Mbu, Joey	NT
30	Melvin, Rashaan	CB
28	Milton, Chris	CB
52	Mingo, Barkevious	OLB
10	Moncrief, Donte	WR
42	Moore II, Kenny	CB
44	Morrison, Antonio	ILB
72	Person, Mike	C
46	Rhodes, Luke	LS
91	Ridgeway, Hassan	DT
80	Rogers, Chester	WR
2	Sanchez, Rigoberto	P
93	Sheard, Jabaal	OLB
90	Stewart, Grover	DT
16	Talzien, Scott	QB
48	Travis, Ross	TE
45	Vander Laan, Jason	TE
4	Vinatieri, Adam	K
67	Vujnovich, Jeremy	T
50	Walker, Anthony	ILB
37	White, D.J.	CB
85	Williams, Brandon	TE
31	Wilson, Quincy	CB
99	Woods, Al	NT

PRONUNCIATIONS
 KAMAR Aikenkuh-MARR
 DARRELL DanielsDuh-REL
 Joey MBUEM-boo
 BARKEVIOUS Mingobar-KEY-vee-us
 Donte MONCRIEFMON-creef
 RIGOBERTO SanchezREE-go-BEAR-toe
 JABAAL SHEARDjuh-BALL SHEERD
 Scott TOLZIENtoll-ZEEN
 Adam VINATIERIvin-uh-TIARE-ee
 Jeremy VUJNOVICHVIEW-nuh-vitch

TEAM STATS

COLTS

	FIRST DOWNS			TOTAL OFF.		RUSHING		PASSING			INT BY IND		PUNTS		PUNT RETURNS		KO RETURNS		PEN.		FUM.			SCORING			T.O.P.					
	T	R	Pa	YDS	PLYS	YDS	ATT	YDS	SK/YD	ATT	COM	INT	NO	YDS	TD	NO	YDS	TD	NO	YDS	NO	YDS	NO	PT	TD	TdP		TdPt	PAT	2-PT	FG	
9/10 @LA Rams	10	3	6	225	49	75	24	150	4	29	21	11	2	0	0	0	0	0	0	0	4	20	3-1	1	1	0	0	0-1	0-0	1-2	25:35	
9/17 ARIZONA	18	6	11	266	70	76	29	190	4	26	37	20	1	32	0	0	0	0	0	8	70	3-0	1	1	0	0	1-1	0-0	2-2	33:09		
9/24 CLEVELAND	16	6	7	335	63	92	36	243	3	16	24	17	0	3	40	0	0	0	0	11	99	1-1	4	3	1	0	4-4	0-0	1-1	33:27		
10/1 @Seattle	16	6	8	237	57	98	25	139	3	18	29	16	1	2	29	0	0	0	0	5	31	2-1	2	1	1	0	1-1	0-1	1-1	27:48		
10/8 SAN FRANCISCO	25	9	14	447	73	159	35	288	4	26	34	22	1	0	0	0	0	0	0	7	62	3-0	2	2	0	0	2-2	0-0	4-4	37:17		
10/16 @ Tennessee	18	3	13	297	57	85	19	212	1	0	37	21	0	1	26	1	0	0	0	5	51	1-1	1	1	0	1	1-2	0-0	3-3	24:07		
10/22 JACKSONVILLE	15	5	10	232	67	96	20	136	10	64	37	22	0	0	0	0	0	0	0	5	55	2-0	0	0	0	0	0-0	0-0	0-0	27:13		
10/29 @ Cincinnati	19	6	12	331	71	115	28	216	4	17	39	25	1	0	0	0	0	0	0	7	45	0-0	2	0	2	0	2-2	0-0	3-3	33:13		
11/5 @Houston	17	7	8	371	61	92	28	279	3	29	30	20	0	0	0	0	0	0	0	6	68	1-1	2	0	2	0	2-2	0-0	2-2	30:59		
11/12 PITTSBURGH	13	3	8	267	56	71	29	196	3	26	24	14	1	1	0	0	0	0	0	9	82	0-0	2	0	2	0	2-2	0-0	1-1	30:02		
11/26 TENNESSEE	15	4	10	254	61	89	24	165	8	31	29	17	0	2	10	0	0	0	0	6	67	2-1	1	1	0	0	1-1	0-0	3-3	31:22		
12/3 @Jacksonville	17	7	8	290	66	141	26	149	4	25	36	21	2	0	0	0	0	0	0	4	31	1-0	1	0	1	0	1-1	0-0	1-1	26:13		
12/10 @Buffalo	16	10	5	227	69	163	46	64	1	5	22	11	0	1	9	0	0	0	0	2	20	0-0	1	0	1	0	1-1	0-0	0-2	36:02		
12/14 DENVER																																
12/23 @Baltimore																																
12/31 HOUSTON																																
2017 Totals	215	75	120	3,779	820	1,352	369	2,427	52	312	399	237	9	11	146	1	73	45	1	82	701	19-6	21	9	11	1	18	20	0-1	22	25	394:47

3rd DOWN EFFICIENCY

8/10 @ LA Rams	0-10-0%	10/8	SAN FRANCISCO	8-16-50%	11/5	@ Houston	4-14-29%	12/10 @ Buffalo	4-16-25%
9/17 ARIZONA	8-18-44%	10/16 @ Tennessee	2-9-22%	11/12 PITTSBURGH	6-15-40%	12/14 DENVER		12/14 DENVER	
9/24 CLEVELAND	8-17-47%	10/22 JACKSONVILLE	5-15-33%	11/26 TENNESSEE	6-14-43%	12/23 @ Baltimore		12/23 @ Baltimore	
10/1 @ Seattle	6-14-43%	10/29 @ Cincinnati	8-16-50%	12/3 @ Jacksonville	5-15-33%	12/31 HOUSTON		12/31 HOUSTON	

OPPONENTS

	FIRST DOWNS			TOTAL OFF.		RUSHING		PASSING			INT BY OPP.		PUNTS		PUNT RETURNS		KO RETURNS		PEN.		FUM.			SCORING			T.O.P.									
	T	R	Pa	YDS	PLYS	YDS	ATT	YDS	SK/YD	ATT	COM	INT	NO	YDS	TD	NO	YDS	TD	NO	YDS	NO	YDS	NO	PT	TD	TdP		TdPt	PAT	2-PT	FG					
9/10 @LA Rams	19	5	13	373	64	83	35	310	1	8	30	22	0	2	68	2	5-43.6	3	15	0	2	48	0	7	50	2-1	5	2	1	2	5-5	0-0	3-3	34:25		
9/17 ARIZONA	17	2	14	1	389	65	83	306	4	26	36	19	1	1	15	0	0	0	0	6	41	1-0	1	0	1	0	1-1	0-0	3-4	28:49						
9/24 CLEVELAND	25	7	13	5	346	69	111	235	1	7	47	22	3	0	0	0	0	0	0	10	113	1-0	4	2	2	0	4-4	0-0	0-0	26:33						
10/1 @Seattle	22	9	11	2	477	62	194	283	3	12	26	21	2	1	28	1	1-35.0	0	0	2	0	1	16	0	6	45	0-0	6	2	2	2	5-5	1-1	32:12		
10/8 SAN FRANCISCO	23	3	19	1	402	70	66	22	336	2	17	46	29	0	1	29	0	6-45.7	1	0	1	0	4	59	0	10	77	2-0	2	0	2	0	2-2	0-0	3-3	31:05
10/16 @ Tennessee	25	7	15	3	473	67	168	305	1	1	32	23	1	0	0	0	0	1-44.0	2	15	0	2	46	0	4	45	0-0	3	2	1	0	3-3	0-0	5-5	35:53	
10/22 JACKSONVILLE	23	6	14	3	518	65	188	330	1	0	27	18	0	0	0	0	0	2-53.5	0	6	0	1	0	0	4	34	3-2	3	2	1	0	3-3	0-0	2-2	32:47	
10/29 @ Cincinnati	17	5	10	2	276	53	58	218	3	25	29	17	0	1	16	1	4-49.3	3	29	0	2	30	0	5	54	4-2	3	0	2	1	3-3	0-0	1-2	26:47		
11/5 @Houston	19	6	11	2	288	67	94	21	194	2	25	44	19	0	0	0	0	8-48.8	2	4	1	0	0	0	7	74	2-1	2	0	1	1	2-2	0-0	0-1	29:01	
11/12 PITTSBURGH	18	5	11	2	316	62	88	30	228	1	8	31	19	1	0	0	0	6-49.5	1	7	2	0	2	43	0	9	70	1-0	2	0	2	0	1-2	1-1	2-3	29:58
11/26 TENNESSEE	19	7	9	3	276	53	92	28	184	0	0	25	17	2	0	0	0	3-46.3	2	7	1	0	1	15	0	2	15	0-0	2	1	1	0	2-2	0-0	2-2	28:38
12/3 @Jacksonville	22	5	16	1	426	64	96	27	330	1	8	36	27	0	2	25	0	2-38.0	0	0	2	0	2	46	0	6	55	1-0	3	1	2	0	1-1	1-2	3-3	33:47
12/10 @Buffalo	14	10	4	0	319	67	227	51	92	0	0	16	7	1	0	0	0	6-38.3	0	0	0	3	52	0	2	10	2-1	2	1	1	0	1-1	0-0	0-0	32:25	
12/14 DENVER																																				
12/23 @Baltimore																																				
12/31 HOUSTON																																				
2017 Totals	263	77	160	26	4,879	828	1,528	3,351	20	137	425	260	11	9	181	4	56	46	2	16	83	22	0	22	390	0	78	13	19	6	33	34	3-4	25	30	401:00

3rd DOWN EFFICIENCY

9/10 @ LA Rams	5-14, 36%	10/8	SAN FRANCISCO	4-14, 29%	11/5	@ Houston	4-14, 29%	12/10 @ Buffalo	10-18, 56%
9/17 ARIZONA	6-15-40%	10/16 @ Tennessee	6-13-46%	11/12 PITTSBURGH	5-13-38%	12/14 DENVER		12/14 DENVER	
9/24 CLEVELAND	5-13-38%	10/22 JACKSONVILLE	8-14-57%	11/26 TENNESSEE	3-8-38%	12/23 @ Baltimore		12/23 @ Baltimore	
10/1 @ Seattle	10-15-67%	10/29 @ Cincinnati	4-11-36%	12/3 @ Jacksonville	9-15-60%	12/31 HOUSTON		12/31 HOUSTON	

* Punt number and average does not reflect blocks

TEAM SCORING BY QUARTER

		COLTS						Opponents					
		1ST	2ND	3RD	4TH	OT	TOTAL	1ST	2ND	3RD	4TH	OT	TOTAL
9/10	@ LA Rams	3	0	0	6	0	9	10	17	10	9	0	46
9/17	ARIZONA	10	0	0	3	0	13	0	3	0	10	3	16
9/24	CLEVELAND	7	21	0	3	0	31	0	14	0	14	0	28
10/1	@ Seattle	2	13	3	0	0	18	3	7	22	14	0	46
10/8	SAN FRANCISCO	3	3	10	7	3	26	3	3	0	17	0	23
10/16	@ Tennessee	3	10	6	3	0	22	6	3	6	21	0	36
10/22	JACKSONVILLE	0	0	0	0	0	0	14	6	7	0	0	27
10/29	@ Cincinnati	0	13	7	3	0	23	3	7	7	7	0	24
11/5	@ Houston	7	3	7	3	0	20	0	7	0	7	0	14
11/12	PITTSBURGH	0	10	7	0	0	17	0	3	6	11	0	20
11/26	TENNESSEE	0	13	3	0	0	16	6	0	7	7	0	20
12/3	@ Jacksonville	0	3	7	0	0	0	7	9	11	3	0	0
12/10	@ Buffalo	0	0	0	7	0	7	0	7	0	0	6	13
12/14	DENVER												
12/23	@ Baltimore												
12/31	HOUSTON												
2017 TOTALS		35	89	50	35	3	202	52	86	76	120	9	313

GAME-BY-GAME SACKS

SACKS (NUMBER, YARDS)

PLAYER	9/10	9/17	9/24	10/1	10/8	10/16	10/22	10/29	11/5	11/12	11/26	12/3	12/10	12/14	12/23	12/31	TOTAL
	@ LAR	ARI	CLE	@ SEA	SF	@ TEN	JAX	@ CIN	@ HOU	PIT	TEN	@JAX	@ BUF	DEN	@ BAL	HOU	
Jabaal Sheard	0.0-0	0.0-0	0.0-0	1.0-3	1.5-13	0.0-0	0.0-0	0.0-0	2.0-25	0.0-0	0.0-0	0.0-0	0.0-0				4.5-41
John Simon	0.0-0	1.0-7	1.0-7	0.0-0	0.0-0	1.0-1	0.0-0	0.0-0	0.0-0	0.0-0	0.0-0	0.0-0	0.0-0				3.0-15
Tarell Basham	0.0-0	0.0-0	0.0-0	0.0-0	0.0-0	0.0-0	0.0-0	0.0-0	1.0-14	0.0-0	0.0-0	1.0-8	0.0-0				2.0-22
Hassan Ridgeway	0.0-0	1.0-6	0.0-0	0.0-0	0.0-0	0.0-0	0.0-0	0.0-0	0.0-0	1.0-8	0.0-0	0.0-0	0.0-0				2.0-14
Nate Hairston	0.0-0	1.0-6	0.0-0	1.0-6	0.0-0	0.0-0	0.0-0	0.0-0	0.0-0	0.0-0	0.0-0	0.0-0	0.0-0				2.0-12
Henry Anderson	0.0-0	0.0-0	0.0-0	0.0-0	0.0-0	0.0-0	1.0-0	1.0-8	0.0-0	0.0-0	0.0-0	0.0-0	0.0-0				2.0-8
Margus Hunt	1.0-8	0.0-0	0.0-0	0.0-0	0.0-0	0.0-0	0.0-0	0.0-0	0.0-0	0.0-0	0.0-0	0.0-0	0.0-0				1.0-8
Al Woods	0.0-0	1.0-7	0.0-0	0.0-0	0.0-0	0.0-0	0.0-0	0.0-0	0.0-0	0.0-0	0.0-0	0.0-0	0.0-0				1.0-7
Jon Bostic	0.0-0	0.0-0	0.0-0	0.0-0	0.0-0	0.0-0	0.0-0	1.0-3	0.0-0	0.0-0	0.0-0	0.0-0	0.0-0				1.0-3
Jonathan Hankins	0.0-0	0.0-0	0.0-0	1.0-3	0.0-0	0.0-0	0.0-0	0.0-0	0.0-0	0.0-0	0.0-0	0.0-0	0.0-0				1.0-3
Jeremiah George	0.0-0	0.0-0	0.0-0	0.0-0	0.5-4	0.0-0	0.0-0	0.0-0	0.0-0	0.0-0	0.0-0	0.0-0	0.0-0				0.5-4
Team	0.0-0	0.0-0	0.0-0	0.0-0	0.0-0	0.0-0	0.0-0	0.0-0	0.0-0	0.0-0	0.0-0	0.0-0	0.0-0				0.0-0
Total	1.0-8	4.0-26	1.0-7	3.0-12	2.0-17	1.0-1	1.0-0	3.0-25	2.0-25	1.0-8	0.0-0	1.0-8	0.0-0	0.0-0	0.0-0	0.0-0	20.0-137

GAME-BY-GAME INTERCEPTIONS

INTERCEPTIONS (NUMBER, YARDS)

PLAYER	9/10	9/17	9/24	10/1	10/8	10/16	10/22	10/29	11/5	11/12	11/26	12/3	12/10	12/14	12/23	12/31	TOTAL
	@ LAR	ARI	CLE	@ SEA	SF	@ TEN	JAX	@ CIN	@ HOU	PIT	TEN	@JAX	@ BUF	DEN	@ BAL	HOU	
M. Hooker	0-0	1-32	1-12	1-29	0-0	0-0	0-0	0-0	0-0	0-0	0-0	0-0	0-0				3-73
R. Melvin	0-0	0-0	2-28	0-0	0-0	0-0	0-0	0-0	0-0	0-0	1-0	0-0	0-0				3-28
M. Farley	0-0	0-0	0-0	1-0	0-0	0-0	0-0	0-0	0-0	0-0	0-0	0-0	1-9				2-9
J. Simon	0-0	0-0	0-0	0-0	0-0	1-26	0-0	0-0	0-0	0-0	0-0	0-0	0-0				1-26
N. Hairston	0-0	0-0	0-0	0-0	0-0	0-0	0-0	0-0	0-0	0-0	1-10	0-0	0-0				1-10
P. Desir	0-0	0-0	0-0	0-0	0-0	0-0	0-0	0-0	0-0	1-0	0-0	0-0	0-0				1-0
Total	0-0	1-32	3-40	2-29	0-0	1-26	0-0	0-0	0-0	1-0	2-10	0-0	1-9	0-0	0-0	0-0	11-146

FIRST DOWNS BY PLAYER

COLTS FIRST DOWNS			
PLAYER	RECEIVING	RUSHING	TOTAL
F. Gore	6	38	44
T. Hilton	29	0	29
J. Doyle	25	0	25
M. Mack	8	16	24
D. Moncrief	22	0	22
C. Rogers	12	0	12
R. Turbin	3	9	12
J. Brissett	0	11	11
K. Aiken	7	0	7
B. Williams	4	0	4
Q. Bray	2	0	2
D. Daniels	2	0	2
M. Jones	0	1	1
TOTAL	120	75	195

INSIDE 20 EFFICIENCY

COLTS

		Pos	TD	PAT	2-Pt.	FG	MFG	INT	Fum	Pts	TD%	Score Pct.	Pts/ Poss
9/10	@ LA Rams	2	1	0-1	0-0	1	0	0	0	9	50%	100%	4.5
9/17	ARIZONA	2	1	1-1	0-0	1	0	0	0	10	100%	100%	5.0
9/24	CLEVELAND	4	3	3-3	0-0	1	0	0	0	24	75%	100%	6.0
10/1	@ Seattle	2	2	1-1	0-1	0	0	0	0	14	100%	100%	7.0
10/8	SAN FRANCISCO	4	1	1-1	0-0	2	0	1	0	13	25%	75%	3.25
10/16	@ Tennessee	4	1	1-1	0-0	2	0	0	0	13	25%	75%	3.3
10/22	JACKSONVILLE	1	0	0-0	0-0	0	0	0	0	0	0%	0%	0.0
10/29	@ Cincinnati	4	1	1-1	0-0	3	0	0	0	16	25%	100%	4.0
11/5	@ Houston	1	0	0-0	0-0	1	0	0	0	3	0%	100%	3.0
11/12	PITTSBURGH	0	0	0-0	0-0	0	0	0	0	0	0%	0%	0.0
11/26	TENNESSEE	4	1	1-1	0-0	3	0	0	0	16	25%	100%	4.0
12/3	@ Jacksonville	2	0	0-0	0-0	1	0	0	0	3	0%	50%	1.5
12/10	@ Buffalo	2	1	1-1	0-0	0	1	0	0	7	50%	50%	3.5
12/14	DENVER												
12/23	@ Baltimore												
12/31	HOUSTON												
2017 TOTALS		32	12	10-11	0-1	15	1	1	0	128	37.5%	84.4%	4.0

OPPONENTS

		Pos	TD	PAT	2-Pt.	FG	MFG	INT	Fum	Pts	TD%	Score Pct.	Pts/ Poss
9/10	@ LA Rams	4	3	3-3	0-0	1	0	0	0	24	75%	100%	6.0
9/17	ARIZONA	3	0	0-0	0-0	2	0	0	0	6	0%	66.7%	2.0
9/24	CLEVELAND	5	4	4-4	0-0	0	0	1	0	28	80%	80%	5.6
10/1	@ Seattle	2	1	1-1	0-0	0	1	0	0	7	50%	50%	3.5
10/8	SAN FRANCISCO	3	2	2-2	0-0	1	0	0	0	17	67%	100%	5.7
10/16	@ Tennessee	3	1	1-1	0-0	2	0	0	0	13	33%	100%	4.3
10/22	JACKSONVILLE	3	2	2-2	0-0	1	0	0	0	17	66%	100%	5.7
10/29	@ Cincinnati	3	1	1-1	0-0	1	1	0	0	10	33%	66%	3.3
11/5	@ Houston	2	0	0-0	0-0	0	1	0	1	0	0%	0%	0.0
11/12	PITTSBURGH	4	2	1-2	1-1	1	1	0	0	17	50%	75%	4.5
11/26	TENNESSEE	4	2	2-2	0-0	1	0	0	0	17	50%	75%	4.3
12/3	@ Jacksonville	5	3	1-1	1-2	2	0	0	0	30	60%	100%	6.0
12/10	@ Buffalo	2	2	1-1	0-0	0	0	0	0	13	100%	100%	6.5
12/14	DENVER												
12/23	@ Baltimore												
12/31	HOUSTON												
2017 TOTALS		43	23	19-20	2-3	12	4	1	1	199	53.5%	81.4%	4.6

GOAL TO GO

COLTS

		Pos	TD	PAT	2-Pt.	FG	MFG	INT	Fum	Pts	TD%	Score Pct.	Pts/Poss
9/10	@ LA Rams	2	1	0-1	0-0	1	0	0	0	9	50%	100%	4.5
9/17	ARIZONA	1	1	1-1	0-0	0	0	0	0	7	100%	100%	7.0
9/24	CLEVELAND	1	1	1-1	0-0	0	0	0	0	7	100%	100%	7.0
10/1	@ Seattle	1	1	0-0	0-1	0	0	0	0	6	100%	100%	6.0
10/8	SAN FRANCISCO	3	1	1-1	0-0	1	0	1	0	10	33%	66%	3.3
10/16	@ Tennessee	2	1	1-1	0-0	1	0	0	0	10	50%	100%	5.0
10/22	JACKSONVILLE	0	0	0-0	0-0	0	0	0	0	0	0%	0%	0.0
10/29	@ Cincinnati	0	0	0-0	0-0	0	0	0	0	0	0%	0%	0.0
11/5	@ Houston	1	0	0-0	0-0	1	0	0	0	3	0%	100%	3.0
11/12	PITTSBURGH	0	0	0-0	0-0	0	0	0	0	0	0%	0%	0.0
11/26	TENNESSEE	2	0	0-0	0-0	2	0	0	0	6	0%	100%	3.0
12/3	@ Jacksonville	0	0	0-0	0-0	0	0	0	0	0	0%	0%	0.0
12/10	@ Buffalo	1	1	1-1	0-0	0	0	0	0	7	100%	100%	7.0
12/14	DENVER												
12/23	@ Baltimore												
12/31	HOUSTON												
2017 TOTALS		14	7	5-6	0-1	6	0	1	0	65	50.0%	92.9%	4.6

OPPONENTS

		Pos	TD	PAT	2-Pt.	FG	MFG	INT	Fum	Pts	TD%	Score Pct.	Pts/Poss
9/10	@ LA Rams	2	2	2-2	0-0	0	0	0	0	14	100%	100%	7.0
9/17	ARIZONA	2	0	0-0	0-0	1	0	0	0	3	0%	50%	1.5
9/24	CLEVELAND	2	2	2-2	0-0	0	0	0	0	14	100%	100%	7.0
10/1	@ Seattle	1	1	1-1	0-0	0	0	0	0	7	100%	100%	7.0
10/8	SAN FRANCISCO	2	2	2-2	0-0	0	0	0	0	14	100%	100%	7.0
10/16	@ Tennessee	2	1	1-1	0-0	1	0	0	0	10	50%	100%	5.0
10/22	JACKSONVILLE	2	2	2-2	0-0	0	0	0	0	14	100%	100%	7.0
10/29	@ Cincinnati	1	1	1-1	0-0	0	0	0	0	10	100%	100%	7.0
11/5	@ Houston	1	0	0-0	0-0	0	0	0	1	0	0%	0%	0.0
11/12	PITTSBURGH	2	2	1-2	1-1	0	0	0	0	14	100%	100%	7.0
11/26	TENNESSEE	2	2	2-2	0-0	0	0	0	0	14	100%	100%	7.0
12/3	@ Jacksonville	3	2	0-1	1-2	1	0	0	0	17	66%	100%	5.7
12/10	@ Buffalo	1	1	1-1	0-0	0	0	0	0	7	100%	100%	7.0
12/14	DENVER												
12/23	@ Baltimore												
12/31	HOUSTON												
2017 TOTALS		23	18	15-17	2-3	3	0	0	1	138	78.3%	91.3%	6.0

GAME-BY-GAME STARTERS

OFFENSE		WR	LT	LG	C	RG	RT	TE	WR/TE	TE/WR/RB	QB	RB
9/10	@ LA Rams	T. Hilton	A. Castonzo	J. Vujnovich	D. Bond	J. Mewhort	D. Good	J. Doyle	D. Moncrief	B. Williams	S. Tolzien	F. Gore
9/17	ARIZONA	T. Hilton	A. Castonzo	J. Vujnovich	D. Bond	J. Mewhort	J. Haeg	J. Doyle	D. Moncrief	K. Aiken (WR)	J. Brissett	F. Gore
9/24	CLEVELAND	T. Hilton	A. Castonzo	J. Vujnovich	D. Bond	J. Mewhort	J. Haeg	J. Doyle	K. Aiken	R. Turbin (RB)	J. Brissett	F. Gore
10/1	@ Seattle	T. Hilton	A. Castonzo	J. Vujnovich	D. Bond	J. Mewhort	J. Haeg	J. Doyle	D. Daniels (TE)	B. Williams	J. Brissett	F. Gore
10/8	SAN FRANCISCO	T. Hilton	A. Castonzo	J. Vujnovich	R. Kelly	J. Mewhort	J. Haeg	B. Williams	K. Aiken	D. Moncrief (WR)	J. Brissett	F. Gore
10/16	@ Tennessee	T. Hilton	A. Castonzo	J. Vujnovich	R. Kelly	L. Clark	J. Haeg	J. Doyle	D. Moncrief	K. Aiken (WR)	J. Brissett	F. Gore
10/22	JACKSONVILLE	T. Hilton	A. Castonzo	J. Vujnovich	R. Kelly	L. Clark	J. Haeg	J. Doyle	D. Moncrief	K. Aiken (WR)	J. Brissett	F. Gore
10/29	@ Cincinnati	T. Hilton	A. Castonzo	J. Vujnovich	R. Kelly	L. Clark	J. Haeg	J. Doyle	K. Aiken	B. Williams	J. Brissett	F. Gore
11/5	@ Houston	T. Hilton	A. Castonzo	J. Vujnovich	R. Kelly	K. Kalis	J. Haeg	J. Doyle	K. Aiken	B. Williams	J. Brissett	F. Gore
11/12	PITTSBURGH	T. Hilton	A. Castonzo	J. Vujnovich	R. Kelly	K. Kalis	J. Haeg	J. Doyle	D. Moncrief	B. Williams	J. Brissett	F. Gore
11/26	TENNESSEE	T. Hilton	A. Castonzo	J. Vujnovich	R. Kelly	D. Good	J. Haeg	J. Doyle	D. Moncrief	B. Williams	J. Brissett	F. Gore
12/3	@ Jacksonville	T. Hilton	A. Castonzo	J. Vujnovich	M. Person	J. Haeg	D. Good	J. Doyle	D. Moncrief	B. Williams	J. Brissett	F. Gore
12/10	@ Buffalo	T. Hilton	A. Castonzo	J. Vujnovich	A. Fabiano	J. Haeg	D. Good	J. Doyle	C. Rogers	B. Williams	J. Brissett	F. Gore
12/14	DENVER											
12/23	@ Baltimore											
12/31	HOUSTON											

DEFENSE		DE/CB	NT	DT/CB	SLB	MIKE	WILL	RUSH	LCB	RCB	SS	FS
9/10	@ LA Rams	H. Anderson	A. Woods	J. Hankins	J. Simon	A. Morrison	J. Bostic	J. Sheard	R. Melvin	T. Green	M. Farley	D. Butler
9/17	ARIZONA	N. Hairston	A. Woods	J. Hankins	J. Simon	J. George	J. Bostic	J. Sheard	R. Melvin	Q. Wilson	M. Farley	M. Hooker
9/24	CLEVELAND	H. Anderson	A. Woods	J. Hankins	J. Simon	A. Morrison	J. Bostic	J. Sheard	R. Melvin	P. Desir	M. Farley	M. Hooker
10/1	@ Seattle	H. Anderson	A. Woods	J. Hankins	J. Simon	A. Morrison	J. Bostic	J. Sheard	R. Melvin	V. Davis	M. Farley	M. Hooker
10/8	SAN FRANCISCO	H. Anderson	A. Woods	J. Hankins	J. Simon	A. Morrison	J. Bostic	J. Sheard	R. Melvin	V. Davis	M. Farley	M. Hooker
10/16	@ Tennessee	H. Anderson	A. Woods	J. Hankins	J. Simon	A. Morrison	J. Bostic	J. Sheard	R. Melvin	V. Davis	M. Farley	M. Hooker
10/22	JACKSONVILLE	H. Anderson	A. Woods	J. Hankins	J. Simon	A. Morrison	J. Bostic	J. Sheard	R. Melvin	V. Davis	M. Farley	M. Hooker
10/29	@ Cincinnati	H. Anderson	A. Woods	J. Hankins	B. Mingo	A. Morrison	J. Bostic	J. Sheard	P. Desir	V. Davis	M. Farley	T. Green
11/5	@ Houston	H. Anderson	A. Woods	J. Hankins	B. Mingo	A. Morrison	J. Bostic	J. Sheard	R. Melvin	P. Desir	M. Farley	T. Green
11/12	PITTSBURGH	M. Hunt	A. Woods	J. Hankins	B. Mingo	A. Morrison	J. Bostic	J. Sheard	R. Melvin	P. Desir	M. Farley	T. Green
11/26	TENNESSEE	M. Hunt	A. Woods	J. Hankins	J. Simon	A. Morrison	J. Bostic	J. Sheard	R. Melvin	P. Desir	M. Farley	T. Green
12/3	@ Jacksonville	N. Hairston	A. Woods	J. Hankins	J. Simon	A. Morrison	J. Bostic	J. Sheard	K. Moore II	P. Desir	M. Farley	D. Butler
12/10	@ Buffalo	M. Hunt	A. Woods	J. Hankins	B. Mingo	A. Morrison	J. Bostic	J. Sheard	Q. Wilson	T. Green	M. Farley	K. Moore II
12/14	DENVER											
12/23	@ Baltimore											
12/31	HOUSTON											

GAME-BY-GAME INACTIVES

9/10	@ LA Rams	A. Luck, V. Davis, P. Desir, I. Silberman, R. Kelly, C. Rogers, G. Stewart
9/17	ARIZONA	A. Luck, D. Butler, V. Davis, A. Morrison, A. Walker, R. Kelly, C. Rogers
9/24	CLEVELAND	A. Luck, V. Davis, M. Mack, Q. Wilson, A. Walker, R. Kelly, C. Rogers
10/1	@ Seattle	A. Luck, M. Mack, C. Milton, Q. Wilson, A. Walker, R. Kelly, C. Rogers
10/8	SAN FRANCISCO	A. Luck, N. Hairston, Q. Wilson, M. Jones, K. Kalis, C. Rogers, J. Doyle
10/16	@ Tennessee	A. Luck, Q. Wilson, M. Jones, A. Walker, T. Basham, I. Williams, H. Krieger-Coble
10/22	JACKSONVILLE	A. Luck, Q. Wilson, M. Jones, P. Desir, A. Walker, I. Williams, H. Krieger-Coble
10/29	@ Cincinnati	A. Luck, R. Melvin, Q. Wilson, A. Walker, J. Simon, I. Williams, D. Day
11/5	@ Houston	V. Davis, Q. Wilson, M. Jones, J. Perry, J. Simon, I. Williams, D. Day
11/12	PITTSBURGH	K. Aiken, M. Jones, D. White, J. Simon, L. Clark, I. Williams, T. Burwell
11/26	TENNESSEE	Q. Wilson, M. Jones, D. White, D. Daniels, T. Burwell, K. Kalis, H. Ridgeway
12/3	@ Jacksonville	R. Melvin, D. White, D. Daniels, R. Travis, T. Burwell, R. Kelly, H. Ridgeway
12/10	@ Buffalo	D. Moncrief, R. Melvin, M. Jones, D. Daniels, T. Burwell, R. Kelly, H. Ridgeway
12/14	DENVER	
12/23	@ Baltimore	
12/31	HOUSTON	

COLTS 3RD AND 4TH DOWN CONVERSIONS

	3rd Down			4th Down		
	Made	Att.	Effic.	Made	Att.	Effic.
9/10 @ LA Rams	0	10	0%	0	1	0%
9/17 ARIZONA	8	18	44%	0	0	0%
9/24 CLEVELAND	8	17	47%	0	0	0%
10/1 @ Seattle	6	14	43%	0	0	0%
10/8 SAN FRANCISCO	8	16	50%	0	0	0%
10/16 @ Tennessee	2	9	22%	0	1	0%
10/22 JACKSONVILLE	5	15	33%	0	3	0%
10/29 @ Cincinnati	8	16	50%	0	1	0%
11/5 @ Houston	4	14	29%	0	0	0%
11/12 PITTSBURGH	6	15	40%	0	0	0%
11/26 TENNESSEE	6	14	43%	0	0	0%
12/3 @ Jacksonville	5	15	33%	4	4	100%
12/10 @ Buffalo	4	16	25%	3	4	75%
12/14 DENVER						
12/23 @ Baltimore						
12/31 HOUSTON						

OPPONENTS 3RD AND 4TH DOWN CONVERSIONS

	3rd Down			4th Down		
	Made	Att.	Effic.	Made	Att.	Effic.
9/10 @ LA Rams	5	14	36%	0	0	0%
9/17 ARIZONA	6	15	40%	0	1	0%
9/24 CLEVELAND	5	13	38%	0	0	0%
10/1 @ Seattle	10	15	67%	1	1	100%
10/8 SAN FRANCISCO	4	14	29%	2	2	100%
10/16 @ Tennessee	6	13	46%	1	1	100%
10/22 JACKSONVILLE	8	14	57%	0	1	0%
10/29 @ Cincinnati	4	11	36%	0	0	0%
11/5 @ Houston	4	14	29%	0	1	0%
11/12 PITTSBURGH	5	13	38%	0	0	0%
11/26 TENNESSEE	3	8	38%	0	0	0%
12/3 @ Jacksonville	9	15	60%	1	1	100%
12/10 @ Buffalo	10	18	56%	0	2	0%
12/14 DENVER						
12/23 @ Baltimore						
12/31 HOUSTON						

3RD DOWN EFFICIENCY

	3rd Down And										SEASON
	1	2	3	4	5	6	7	8	9	10+	
COLTS	16-19	7-17	6-9	6-14	4-11	9-19	8-19	4-12	1-5	9-64	70-189
OPPONENTS	11-13	10-13	7-11	6-14	6-16	7-15	6-15	10-15	5-16	11-50	79-178

KICKOFF ANALYSIS

Opponent	No.	No. in EZ	TB	Opp. Ret	Ret. Yds.	Ret. Avg.	Out of Bounds	Onside Rec/Att
9/10 @ LA Rams	4	2	2	2	48	24.0	0	0/0
9/17 ARIZONA	4	2	2	2	35	17.5	0	0/0
9/24 CLEVELAND	6	6	6	0	0	0.0	0	1/0
10/1 @ Seattle	4	3	3	1	16	16.0	0	0/0
10/8 SAN FRANCISCO	6	4	2	4	59	14.8	0	0/0
10/16 @ Tennessee	6	6	4	2	46	23.0	0	0/0
10/22 JACKSONVILLE	1	1	1	0	0	0.0	0	0/0
10/29 @ Cincinnati	5	3	3	2	30	15.0	0	0/0
11/5 @ Houston	5	5	5	0	0	0.0	0	0/0
11/12 PITTSBURGH	4	2	2	2	43	21.5	0	0/0
11/26 TENNESSEE	5	4	4	1	15	15.0	0	0/0
12/3 @ Jacksonville	3	2	1	2	46	23.0	0	0/0
12/10 @ Buffalo	3	0	0	3	52	17.3	0	0/0
12/14 DENVER								
12/23 @ Baltimore								
12/31 HOUSTON								
2017 TOTALS	56	40	35	21	390	18.6	0	1/0

COLTS SCORING DRIVES

Opponent	Qtr	Time Rem.	Plays	Net Yards	Poss.	How Acquired	Score Type	Scoring play
@ Los Angeles Rams	1	6:21	9	73	4:49	Kickoff	FG	A. Vinatieri 20 yd. field goal
@ Los Angeles Rams	4	11:32	5	84	2:41	Punt	TD	M. Mack 3 yd. run
ARIZONA	1	7:38	14	53	5:45	Punt	TD	F. Gore 5 yd. run
ARIZONA	1	1:27	8	32	4:21	Punt	FG	A. Vinatieri 46 yd. field goal
ARIZONA	4	11:42	16	76	9:18	Punt	FG	A. Vinatieri 29 yd. field goal
CLEVELAND	1	0:24	10	70	4:13	Punt	TD	J. Brissett 5 yd. run
CLEVELAND	2	10:06	6	75	3:16	Kickoff	TD	J. Brissett 7 yd. run
CLEVELAND	2	5:14	5	97	1:57	Punt	TD	T. Hilton 61 yd. pass from J. Brissett
CLEVELAND	2	2:41	3	45	1:26	Punt	TD	F. Gore 4 yd. run
CLEVELAND	4	10:18	10	34	4:53	Interception	FG	A. Vinatieri 33 yd. field goal
@ Seattle	1	3:33	-	-	-	Sack	Safety	R. Wilson sacked in end zone by N. Hairston
@ Seattle	2	5:25	12	80	7:00	Kickoff	TD	R. Turbin 1 yd. run
@ Seattle	2	0:25	9	55	3:09	Interception	TD	D. Moncrief 18 yd. pass from J. Brissett
@ Seattle	3	4:53	4	2	0:56	Interception	FG	A. Vinatieri 40 yd. field goal
SAN FRANCISCO	1	9:09	11	41	5:51	Kickoff	FG	A. Vinatieri 52 yd. field goal
SAN FRANCISCO	2	0:59	11	72	3:57	Punt	FG	A. Vinatieri 23 yd. field goal
SAN FRANCISCO	3	7:42	10	30	5:21	Punt	FG	A. Vinatieri 38 yd. field goal
SAN FRANCISCO	3	3:17	4	60	2:33	Punt	TD	M. Mack 22 yd. run
SAN FRANCISCO	4	9:56	6	75	3:43	Kickoff	TD	J. Brissett 3 yd. run
SAN FRANCISCO	5	1:38	8	49	2:01	Punt	FG	A. Vinatieri 51 yd. field goal
TENNESSEE	1	6:45	9	52	4:30	Kickoff	FG	A. Vinatieri 36 yd. field goal
TENNESSEE	2	10:54	9	73	4:53	Kickoff	TD	J. Doyle 8 yd. pass from J. Brissett
TENNESSEE	2	0:14	12	69	3:56	Kickoff	FG	A. Vinatieri 25 yd. field goal
TENNESSEE	3	13:50	-	-	-	Interception	TD	J. Simon 26 yd. interception return
TENNESSEE	4	7:27	6	6	2:34	Kickoff	FG	A. Vinatieri 52 yd. field goal
@ Cincinnati	2	12:02	7	16	2:40	Muffed Punt	FG	A. Vinatieri 29 yd. field goal
@ Cincinnati	2	8:14	7	48	3:23	Punt	TD	J. Doyle 13 yd. pass from J. Brissett
@ Cincinnati	2	0:00	7	65	1:13	Punt	FG	A. Vinatieri 33 yd. field goal
@ Cincinnati	3	2:10	13	88	7:00	Kickoff	TD	M. Mack 24 yd. pass from J. Brissett
@ Cincinnati	4	11:21	9	26	4:39	Fumble	FG	A. Vinatieri 29 yd. field goal
@ Houston	1	8:33	7	92	4:00	Punt	TD	T. Hilton 45 yd. pass from J. Brissett
@ Houston	2	4:34	10	51	4:53	Punt	FG	A. Vinatieri 22 yd. field goal
@ Houston	3	1:56	6	91	3:45	Punt	TD	T. Hilton 80 yd. pass from J. Brissett
@ Houston	4	9:12	7	60	3:51	Punt	FG	A. Vinatieri 53 yd. field goal
PITTSBURGH	2	14:52	4	68	1:21	Punt	TD	D. Moncrief 60 yd. pass from J. Brissett
PITTSBURGH	2	5:51	13	63	7:13	Punt	FG	A. Vinatieri 48 yd. field goal
PITTSBURGH	3	12:46	4	75	2:14	Kickoff	TD	C. Rogers 61 yd. pass from J. Brissett
TENNESSEE	2	10:05	14	67	6:47	Kickoff	FG	A. Vinatieri 26 yd. field goal
TENNESSEE	2	2:07	11	45	6:25	Interception	FG	A. Vinatieri 28 yd. field goal
TENNESSEE	2	0:38	6	34	1:16	Interception	TD	F. Gore 14 yd. run
TENNESSEE	3	1:50	13	55	6:57	Punt	FG	A. Vinatieri 42 yd. field goal
@ Jacksonville	2	7:02	10	69	5:41	Kickoff	FG	A. Vinatieri 27 yd. field goal
@ Jacksonville	3	6:40	9	75	3:54	Kickoff	TD	T. Hilton 40 yd. pass from J. Brissett
@ Buffalo	4	1:16	19	77	9:53	Punt	TD	J. Doyle 3 yd. pass from J. Brissett

OPPONENTS SCORING DRIVES

Opponent	Qtr	Time Rem.	Plays	Net Yards	Poss.	How Acquired	Score Type	Scoring play
@ Los Angeles Rams	1	12:43	7	43	2:17	Kickoff	FG	G. Zuerlein 50 yd. field goal
@ Los Angeles Rams	1	11:10	-	-	-	Interception	TD	T. Johnson 39 yd. interception return
@ Los Angeles Rams	2	9:37	5	69	2:12	Punt	TD	T. Gurley 5 yd. run
@ Los Angeles Rams	2	5:20	6	58	2:09	Punt	TD	C. Kupp 18 yd. pass from J. Goff
@ Los Angeles Rams	2	0:17	6	43	2:51	Downs	FG	G. Zuerlein 35 yd. field goal
@ Los Angeles Rams	3	7:23	8	46	4:40	Missed FG	FG	G. Zuerlein 44 yd. field goal
@ Los Angeles Rams	3	7:15	-	-	-	Interception	TD	L. Joyner 29 yd. interception return
@ Los Angeles Rams	4	9:18	-	-	-	-	Safety	J. Brissett tackled in end zone by M. Fox for a safety
@ Los Angeles Rams	4	4:28	8	57	4:50	Kickoff	TD	M. Brown 3 yd. run
ARIZONA	2	5:56	15	54	5:49	Punt	FG	P. Dawson 27 yd. field goal
ARIZONA	4	7:38	7	85	4:04	Kickoff	TD	J. Nelson 45 yd. pass from C. Palmer
ARIZONA	4	3:25	6	40	2:09	Punt	FG	P. Dawson 40 yd. field goal
ARIZONA	OT	8:02	4	9	1:45	Interception	FG	P. Dawson 30 yd. field goal
CLEVELAND	2	13:22	5	75	2:02	Kickoff	TD	D. Johnson 19 yd. run
CLEVELAND	2	0:27	10	75	2:14	Kickoff	TD	D. Njoku 1 yd. pass from D. Kizer
CLEVELAND	4	6:56	5	58	1:52	Punt	TD	K. Britt 11 yd. pass from D. Kizer
CLEVELAND	4	2:04	11	70	2:01	Punt	TD	D. Kizer 1 yd. run
@ Seattle	1	8:59	7	38	3:04	Punt	FG	B. Walsh 44 yd. field goal
@Seattle	2	12:25	-	-	-	Interception	TD	J. Coleman 28 yd. interception return
@ Seattle	3	9:23	9	84	5:37	Kickoff	TD	R. Wilson 23 yd. run
@ Seattle	3	2:12	6	75	2:41	Kickoff	TD	J. McKissic 30 yd. run
@ Seattle	3	1:59	-	-	-	Fumble	TD	B. Wagner 21 yd. fumble return
@ Seattle	4	11:16	9	74	4:46	Punt	TD	L. Willson 6 yd. pass from R. Wilson
@ Seattle	4	2:22	11	84	6:56	Punt	TD	J. McKissic 27 yd. pass from R. Wilson
SAN FRANCISCO	1	2:37	12	65	6:32	Kickoff	FG	R. Gould 28 yd. field goal
SAN FRANCISCO	2	0:02	6	50	0:57	Kickoff	FG	R. Gould 43 yd. field goal
SAN FRANCISCO	4	13:39	12	69	4:38	Kickoff	FG	R. Gould 40 yd. field goal
SAN FRANCISCO	4	8:00	5	79	1:56	Kickoff	TD	K. Juszczyk 6 yd. pass from B. Hoyer
SAN FRANCISCO	4	0:20	14	89	5:09	Punt	TD	G. Kittle 5 yd. pass from B. Hoyer
@ Tennessee	1	11:15	8	30	3:45	Kickoff	FG	R. Succop 48 yd. field goal
@ Tennessee	1	0:47	10	61	5:58	Kickoff	FG	R. Succop 32 yd. field goal
@ Tennessee	2	4:10	12	72	6:44	Kickoff	FG	R. Succop 40 yd. field goal
@ Tennessee	3	9:43	8	45	4:07	Kickoff	FG	R. Succop 48 yd. field goal
@ Tennessee	3	4:35	5	26	2:03	Fumble	FG	R. Succop 23 yd. field goal
@ Tennessee	4	10:01	15	87	8:24	Punt	TD	D. Henry 3 yd. run
@ Tennessee	4	5:29	4	75	1:58	Kickoff	TD	T. Taylor 53 yd. pass from M. Mariota
@ Tennessee	4	0:47	5	87	1:32	Downs	TD	D. Henry 72 yd. run
JACKSONVILLE	1	9:30	12	75	5:30	Kickoff	TD	C. Ivory 1 yd. run
JACKSONVILLE	1	5:01	4	70	1:54	Punt	TD	M. Lewis 5 yd. pass from B. Bortles
JACKSONVILLE	2	7:38	12	67	6:35	Punt	FG	J. Lambo 42 yd. field goal
JACKSONVILLE	2	1:56	8	66	3:51	Punt	FG	J. Lambo 33 yd. field goal
JACKSONVILLE	3	5:58	6	91	2:42	Punt	TD	T. Yeldon 58 yd. run
@ Cincinnati	1	5:41	9	38	3:59	Blocked Punt	FG	R. Bullock 29 yd. field goal
@ Cincinnati	2	4:36	7	91	3:38	Kickoff	TD	A. Green 8 yd. pass from A. Dalton
@ Cincinnati	3	9:10	11	77	5:50	Kickoff	TD	J. Malone 25 yd. pass from A. Dalton
@ Cincinnati	4	6:58	-	-	-	Interception	TD	C. Dunlap 16 yd. interception return
@ Houston	2	0:56	-	-	-	Fumble	TD	L. Houston 34 yd. fumble return
@ Houston	4	6:11	6	75	3:01	Kickoff	TD	D. Hopkins 34 yd. pass from T. Savage
PITTSBURGH	2	0:30	8	39	1:09	Punt	FG	C. Boswell 41 yd. field goal
PITTSBURGH	3	7:47	8	78	4:59	Kickoff	TD	J. Smith-Schuster 7 yd. pass from B. Roethlisberger
PITTSBURGH	4	11:52	3	10	1:00	Interception	TD	V. McDonald 7 yd. pass from B. Roethlisberger
PITTSBURGH	4	0:00	10	70	3:10	Punt	FG	C. Boswell 33 yd. field goal
TENNESSEE	1	7:54	11	53	6:09	Punt	FG	R. Succop 29 yd. field goal
TENNESSEE	1	1:52	5	37	3:23	Punt	FG	R. Succop 45 yd. field goal
TENNESSEE	3	1:50	1	4	0:25	Fumble	TD	D. Walker 2 yd. pass from M. Mariota
TENNESSEE	4	5:59	9	77	5:25	Punt	TD	D. Murray 1 yd. run
@ Jacksonville	1	6:18	11	80	5:18	Punt	TD	M. Lee 4 yd. pass from B. Bortles
@ Jacksonville	2	12:43	11	57	5:14	Punt	FG	J. Lambo 30 yd. field goal
@ Jacksonville	2	1:55	12	75	5:07	Kickoff	TD	K. Cole 8 yd. pass from B. Bortles
@ Jacksonville	3	10:34	8	67	4:26	Kickoff	TD	L. Fournette 5 yd. run
@ Jacksonville	3	0:34	11	81	6:06	Kickoff	FG	J. Lambo 23 yd. field goal
@ Jacksonville	4	2:53	6	31	3:10	Interception	FG	J. Lambo 39 yd. field goal

BIG PLAYS

COLTS COMPLETIONS OVER 20+ YARDS

DATE	OPP	YDS	RECEIVER	PASSER	QTR
11/5	@ Houston	80	T. Hilton	J. Brissett	3
10/8	SAN FRANCISCO	63	T. Hilton	J. Brissett	4
11/12	PITTSBURGH	61	C. Rogers	J. Brissett	3
9/24	CLEVELAND	61	T. Hilton	J. Brissett	2
11/12	PITTSBURGH	60	D. Moncrief	J. Brissett	2
9/10	@ Los Angeles Rams	50	D. Moncrief	J. Brissett	4
10/8	SAN FRANCISCO	46	T. Hilton	J. Brissett	5
11/5	@ Houston	45	T. Hilton	J. Brissett	1
12/3	@ Jacksonville	40	T. Hilton	J. Brissett	3
10/22	JACKSONVILLE	34	M. Mack	J. Brissett	3
9/24	CLEVELAND	34	D. Moncrief	J. Brissett	2
10/1	@ Seattle	32	B. Williams	J. Brissett	1
9/10	@ Los Angeles Rams	32	T. Hilton	S. Tolzien	2
9/24	CLEVELAND	31	T. Hilton	J. Brissett	1
11/5	@ Houston	30	T. Hilton	J. Brissett	2
11/26	TENNESSEE	26	J. Doyle	J. Brissett	3
10/8	SAN FRANCISCO	26	T. Hilton	J. Brissett	2
10/8	SAN FRANCISCO	26	F. Gore	J. Brissett	3
9/24	CLEVELAND	25	T. Hilton	J. Brissett	2
10/29	@ Cincinnati	24	M. Mack	J. Brissett	3
10/16	@ Tennessee	23	D. Moncrief	J. Brissett	4
10/22	JACKSONVILLE	22	D. Moncrief	J. Brissett	4
9/24	CLEVELAND	22	Q. Bray	J. Brissett	3
10/29	@ Cincinnati	21	K. Aiken	J. Brissett	2
9/10	@ Los Angeles Rams	21	J. Doyle	S. Tolzien	1
9/10	@ Los Angeles Rams	21	M. Mack	S. Tolzien	1
11/26	TENNESSEE	20	J. Doyle	J. Brissett	2
9/10	@ Los Angeles Rams	20	J. Doyle	S. Tolzien	1
9/17	ARIZONA	20	B. Williams	J. Brissett	3
9/24	CLEVELAND	20	T. Hilton	J. Brissett	1

COLTS RUSHES OVER 15+ YARDS

DATE	OPP	YDS	RUSHER	QTR
10/8	SAN FRANCISCO	35	M. Mack	5
12/3	@ Jacksonville	25	M. Mack	2
10/1	@ Seattle	25	J. Brissett	2
9/10	@ Los Angeles Rams	24	M. Mack	4
10/16	@ Tennessee	22	M. Mack	1
10/8	SAN FRANCISCO	22	M. Mack	3
9/24	CLEVELAND	21	F. Gore	2
12/10	@ Buffalo	20	M. Mack	1
12/3	@ Jacksonville	16	F. Gore	3
11/5	@ Houston	16	F. Gore	2
10/8	SAN FRANCISCO	16	F. Gore	2
10/8	SAN FRANCISCO	16	M. Mack	4
9/10	@ Los Angeles Rams	16	F. Gore	1
10/29	@ Cincinnati	15	F. Gore	2

OPPONENT COMPLETIONS OVER 20+ YARDS

DATE	OPP	YDS	RECEIVER	PASSER	QTR
10/29	@ Cincinnati	67	J. Mixon	A. Dalton	2
10/16	@ Tennessee	53	T. Taylor	M. Mariota	4
10/22	JACKSONVILLE	52	K. Cole	B. Bortles	1
10/8	SAN FRANCISCO	51	M. Goodwin	B. Hoyer	4
10/22	JACKSONVILLE	50	A. Hurns	B. Bortles	2
9/17	ARIZONA	46	I. Momah	C. Palmer	1
10/22	JACKSONVILLE	45	M. Lee	B. Bortles	2
9/17	ARIZONA	45	J. Nelson	C. Palmer	4
11/12	PITTSBURGH	44	J. Smith-Schuster	B. Roethlisberger	3
10/1	@ Seattle	41	T. Lockett	R. Wilson	4
9/10	@ Los Angeles Rams	39	G. Everett	J. Goff	2
9/24	CLEVELAND	38	K. Britt	D. Kizer	2
11/26	TENNESSEE	37	D. Walker	M. Mariota	1
10/1	@ Seattle	37	P. Richardson	R. Wilson	2
12/10	@ Buffalo	34	D. Thompson	J. Webb	5
11/5	@ Houston	34	L. Miller	T. Savage	1
11/5	@ Houston	34	D. Hopkins	T. Savage	4
10/1	@ Seattle	33	J. Graham	R. Wilson	3
12/3	@ Jacksonville	32	K. Cole	B. Bortles	3
11/12	PITTSBURGH	32	A. Brown	B. Roethlisberger	4
9/17	ARIZONA	31	J. Nelson	C. Palmer	4
12/3	@ Jacksonville	29	J. O'Shaughnessy	B. Nortman	1
11/5	@ Houston	29	W. Fuller V	T. Savage	2
9/17	ARIZONA	29	B. Golden	C. Palmer	4
10/22	JACKSONVILLE	28	C. Grant	B. Bortles	2
9/10	@ Los Angeles Rams	28	C. Kupp	J. Goff	4
10/16	@ Tennessee	27	R. Mathews	M. Mariota	3
10/16	@ Tennessee	27	E. Decker	M. Mariota	1
10/8	SAN FRANCISCO	27	G. Kittle	B. Hoyer	4
10/1	@ Seattle	27	D. Baldwin	R. Wilson	1
10/1	@ Seattle	27	J. McKisic	R. Wilson	4
9/10	@ Los Angeles Rams	27	R. Woods	J. Goff	3
9/24	CLEVELAND	26	J. Leslie	D. Kizer	2
10/29	@ Cincinnati	25	J. Malone	A. Dalton	3
10/8	SAN FRANCISCO	25	P. Garcon	B. Hoyer	2
9/24	CLEVELAND	25	D. Johnson	D. Kizer	4
10/22	JACKSONVILLE	24	M. Lewis	B. Bortles	1
9/10	@ Los Angeles Rams	24	C. Kupp	J. Goff	2
9/10	@ Los Angeles Rams	24	S. Watkins	J. Goff	2
10/16	@ Tennessee	23	E. Decker	M. Mariota	3
9/24	CLEVELAND	23	D. Johnson	D. Kizer	3
9/10	@ Los Angeles Rams	23	T. Gurley	J. Goff	2
12/3	@ Jacksonville	22	D. Westbrook	B. Bortles	1
12/3	@ Jacksonville	22	M. Lee	B. Bortles	1
9/17	ARIZONA	22	Ja. Brown	C. Palmer	2
9/17	ARIZONA	22	Ja. Brown	C. Palmer	4
9/17	ARIZONA	22	A. Ellington	C. Palmer	3
12/10	@ Buffalo	21	K. Benjamin	N. Peterman	2
12/3	@ Jacksonville	21	D. Westbrook	B. Bortles	3
10/16	@ Tennessee	21	E. Decker	M. Mariota	3
10/1	@ Seattle	21	P. Richardson	R. Wilson	3
9/10	@ Los Angeles Rams	21	R. Woods	J. Goff	1
11/12	PITTSBURGH	20	J. Smith-Schuster	B. Roethlisberger	4
10/22	JACKSONVILLE	20	A. Hurns	B. Bortles	2
10/8	SAN FRANCISCO	20	M. Goodwin	B. Hoyer	4
9/24	CLEVELAND	20	S. DeValve	D. Kizer	2
9/17	ARIZONA	20	Ja. Brown	C. Palmer	4

OPPONENT RUSHES OVER 15+ YARDS

DATE	OPP	YDS	RUSHER	QTR
10/16	@ Tennessee	72	D. Henry	4
10/22	JACKSONVILLE	58	T. Yeldon	3
10/1	@ Seattle	30	J. McKisic	3
12/10	@ Buffalo	25	L. McCoy	2
12/3	@ Jacksonville	24	L. Fournette	4
12/10	@ Buffalo	23	L. McCoy	2
10/1	@ Seattle	23	R. Wilson	3
10/1	@ Seattle	22	T. Lockett	3
12/10	@ Buffalo	21	L. McCoy	5
10/22	JACKSONVILLE	21	T. Yeldon	4
12/3	@ Jacksonville	20	B. Bortles	3
10/1	@ Seattle	19	E. Lacy	4
9/24	CLEVELAND	19	D. Johnson	2
11/26	TENNESSEE	16	D. Henry	4
11/12	PITTSBURGH	15	L. Bell	2

*Home Games in all CAPS

WEEKLY TEAM RANKINGS

	NFL						AFC					
	OFFENSE			DEFENSE			OFFENSE			DEFENSE		
	OVERALL	RUSH	PASS	OVERALL	RUSH	PASS	OVERALL	RUSH	PASS	OVERALL	RUSH	PASS
Week 1	25/225.0	18/75.0	25/150.0	26/373.0	9/63.0	28/310.0	12/225.0	11/75.0	11/150.0	13/373.0	4/63.0	14/310.0
Week 2	29/245.5	24/75.5	25/170.0	28/381.0	7/73.0	29/308.0	14/245.5	13/75.5	11/170.0	13/381.0	4/73.0	14/308.0
Week 3	29/275.3	25/81.0	22/194.3	29/369.3	10/85.7	29/283.7	13/275.3	13/81.0	9/194.3	15/369.3	4/85.7	15/283.7
Week 4	31/265.8	25/85.3	29/180.5	31/396.3	22/112.8	29/283.5	15/265.8	13/85.3	13/180.5	15/396.3	9/112.8	15/283.5
Week 5	25/302.0	17/100.0	22/202.0	31/397.4	16/103.4	30/294.0	11/302.0	9/100.0	8/202.0	15/397.4	7/103.4	15/294.0
Week 6	27/301.2	20/97.5	26/203.7	31/410.0	19/114.2	30/295.8	12/301.2	11/97.5	11/203.7	15/410.0	8/114.2	15/295.8
Week 7	28/291.3	21/97.3	27/194.0	31/425.4	26/124.7	31/300.7	13/291.3	11/97.3	12/194.0	15/425.4	12/124.7	15/300.7
Week 8	28/296.3	19/99.5	27/196.8	31/406.8	19/116.4	31/290.4	13/296.3	10/99.5	12/196.8	15/406.8	9/116.4	15/290.4
Week 9	25/304.6	20/98.7	23/205.9	31/393.6	17/113.9	31/279.7	11/304.6	11/98.7	9/205.9	15/393.6	8/113.9	15/279.7
Week 10	27/300.8	24/95.9	26/204.9	29/385.8	18/111.3	31/274.5	12/300.8	12/95.9	11/204.9	14/385.8	6/111.3	15/274.5
Week 11	28/300.8	24/95.9	25/204.9	30/385.8	15/111.3	30/274.5	12/300.8	12/95.9	11/204.9	15/385.8	7/111.3	15/274.5
Week 12	27/296.5	24/95.3	26/201.3	29/375.8	13/109.5	30/266.3	13/296.5	12/95.3	12/201.3	15/375.8	7/109.5	15/266.3
Week 13	27/296.0	24/99.1	28/196.9	29/380.0	13/108.4	32/271.6	13/296.0	12/99.1	14/196.9	15/380.0	7/108.4	16/271.6
Week 14	31/290.7	20/104.0	29/186.7	29/375.3	23/117.5	30/257.8	15/290.7	10/104.0	14/186.7	15/375.3	11/117.5	16/257.8
Week 15												
Week 16												
Week 17												

TURNOVERS

OPPONENT	TAKEAWAYS			GIVEAWAYS			DIFFERENCE	RESULT
	FUMBLES	INT	TOTAL	FUMBLES	INT	TOTAL		
@ LA Rams	0	0	0	1	2	3	-3	L, 46-9
ARIZONA	0	1	1	0	1	1	0	L, 16-13 (OT)
CLEVELAND	0	3	3	1	0	1	+2	W, 31-28
@ Seattle	0	2	2	1	1	2	0	L, 46-18
SAN FRANCISCO	0	0	0	0	1	1	-1	W, 26-23 (OT)
@ Tennessee	0	1	1	1	0	1	0	L, 36-22
JACKSONVILLE	2	0	2	0	0	0	+2	L, 27-0
@ Cincinnati	2	0	2	0	1	1	+1	L, 24-23
@ Houston	1	0	1	1	0	1	0	W, 20-14
PITTSBURGH	0	1	1	0	1	1	0	L, 20-17
TENNESSEE	0	2	2	1	0	1	+1	L, 20-16
@ Jacksonville	0	0	0	0	2	2	-2	L, 30-10
@ Buffalo	1	1	2	0	0	0	+2	L, 13-7 (OT)
DENVER								
@ Baltimore								
HOUSTON								

TURNOVER EXCHANGE

POINT DIFFERENTIAL

	TAKEAWAY	INT	FR	SCR	TD	FG	PTS	TD%	FG%	%PTS
COLTS	18	11	7	7	3	4	31	16.7%	22.2%	38.9%
OPPONENTS	15	9	6	11	8	3	66	53.3%	20.0%	73.3%

TEAM HIGHS AND LOWS

MOST POINTS

Colts	31	CLEVELAND (9/24)
Opponents	46	Two times, last: @ Seattle (10/1)

MOST POINTS IN A HALF

Colts	28	CLEVELAND (9/24)
Opponents	36	@ Seattle (10/1)

MOST FIRST DOWNS

Colts	25	SAN FRANCISCO (10/8)
Opponents	25	Two times, last: @ Tennessee (10/16)

MOST RUSHING YARDS

Colts	163	@ Buffalo (12/10)
Opponents	227	@ Buffalo (12/10)

MOST RUSHING ATTEMPTS

Colts	46	@ Buffalo (12/10)
Opponents	51	@ Buffalo (12/10)

MOST NET PASSING YARDS

Colts	288	SAN FRANCISCO (10/8)
Opponents	336	SAN FRANCISCO (10/8)

MOST PASS ATTEMPTS

Colts	39	@ Cincinnati (10/29)
Opponents	47	CLEVELAND (9/24)

MOST PASS COMPLETIONS

Colts	25	@ Cincinnati (10/29)
Opponents	29	SAN FRANCISCO (10/8)

MOST SACKS

Colts	4.0	ARIZONA (9/17)
Opponents	10.0	JACKSONVILLE (10/22)

MOST TOTAL NET YARDS

Colts	447	SAN FRANCISCO (10/8)
Opponents	518	JACKSONVILLE (10/22)

MOST TIME OF POSSESSION

Colts	37:17	SAN FRANCISCO (10/8)
Opponents	34:25	@ Los Angeles Rams (9/10)

MOST INTERCEPTIONS MADE

Colts	3	CLEVELAND (9/24)
Opponents	2	Two times, last @ Jacksonville (12/3)

MOST PENALTIES

Colts	11	CLEVELAND (9/24)
Opponents	10	Two times, last: SAN FRANCISCO (10/8)

MOST YARDS PENALIZED

Colts	99	CLEVELAND (9/24)
Opponents	113	CLEVELAND (9/24)

*Home games in all CAPS

FEWEST POINTS

Colts	0	JACKSONVILLE (10/22)
Opponents	14	@ Houston (11/5)

FEWEST POINTS IN A HALF

Colts	0	Two times, last: @ Buffalo (12/10)
Opponents	0	@ Buffalo (12/10)

FEWEST FIRST DOWNS

Colts	10	@ Los Angeles Rams (9/10)
Opponents	14	@ Buffalo (12/10)

FEWEST RUSHING YARDS

Colts	71	PITTSBURGH (11/12)
Opponents	58	@ Cincinnati (10/29)

FEWEST RUSHING ATTEMPTS

Colts	20	Two times, last: JACKSONVILLE (10/22)
Opponents	21	Three times, last: @ Houston (11/5)

FEWEST NET PASSING YARDS

Colts	64	@ Buffalo (12/10)
Opponents	92	@ Buffalo (12/10)

FEWEST PASS ATTEMPTS

Colts	21	@ Los Angeles Rams (9/10)
Opponents	16	@ Buffalo (12/10)

FEWEST PASS COMPLETIONS

Colts	11	Two times, last: @ Buffalo (12/10)
Opponents	7	@ Buffalo (12/10)

FEWEST SACKS

Colts	0.0	Two times, last: @ Buffalo (12/10)
Opponents	0.0	@ Tennessee (10/16)

FEWEST TOTAL NET YARDS

Colts	225	@ Los Angeles Rams (9/10)
Opponents	276	Two times, last: TENNESSEE (11/26)

FEWEST TIME OF POSSESSION

Colts	24:07	@ Tennessee (10/16)
Opponents	26:33	CLEVELAND (9/24)

FEWEST INTERCEPTIONS MADE

Colts	0	Seven times, last: @ Jacksonville (12/3)
Opponents	0	Five times, last: @ Buffalo (12/10)

FEWEST PENALTIES

Colts	2	@ Buffalo (12/10)
Opponents	2	Two times, last: @ Buffalo (12/10)

FEWEST YARDS PENALIZED

Colts	20	Two times, last: @ Buffalo (12/10)
Opponents	10	@ Buffalo (12/10)

INDIVIDUAL HIGHS

MOST YARDS RUSHING

Colts	130	F. Gore	@ Buffalo (12/10)
Opponents	156	L. McCoy	@ Buffalo (12/10)

MOST RUSHING TOUCHDOWNS

Colts	2	J. Brissett	CLEVELAND (9/24)
Opponents	1	13 Tied	Last: L. McCoy, @ Buffalo (12/10)

MOST YARDS PASSING

Colts	314	J. Brissett	SAN FRANCISCO (10/8)
Opponents	353	B. Hoyer	SAN FRANCISCO (10/8)

MOST PASSING ATTEMPTS

Colts	39	J. Brissett	@ Cincinnati (10/29)
Opponents	47	D. Kizer	CLEVELAND (9/24)

MOST COMPLETIONS

Colts	25	J. Brissett	@ Cincinnati (10/29)
Opponents	29	B. Hoyer	SAN FRANCISCO (10/8)

HIGHEST COMPLETION PCT. (MIN 15 ATT)

Colts	70.8%	J. Brissett	CLEVELAND (9/24)
Opponents	80.8%	R. Wilson	@ Seattle (10/1)

MOST TOUCHDOWN PASSES

Colts	2	J. Brissett	Three times, last: PITTSBURGH (11/12)
Opponents	2	Six Tied	Last: B. Bortles, @ Jacksonville (12/3)

MOST RECEPTIONS

Colts	12	J. Doyle	@ Cincinnati (10/29)
Opponents	8	P. Garcon	SAN FRANCISCO (10/8)

MOST RECEIVING YARDS

Colts	177	T. Hilton	SAN FRANCISCO (10/8)
Opponents	120	J. Nelson	ARIZONA (9/17)

MOST TOUCHDOWN RECEPTIONS

Colts	2	T. Hilton	@ Houston (11/5)
Opponents	1	16 Tied	Last: K. Cole, @ Jacksonville (12/3)

MOST POINTS

Colts	14	A. Vinatieri	SAN FRANCISCO (10/8)
Opponents	18	R. Succop	@ Tennessee (10/16)

MOST SACKS

Colts	2.0	J. Sheard	@ Houston (11/5)
Opponents	2.5	Y. Ngakoue	JACKSONVILLE (10/22)

MOST INTERCEPTIONS

Colts	2	R. Melvin	CLEVELAND (9/24)
Opponents	1	Nine Tied	Last: T. Gipson, @ Jacksonville (12/3)

RUSHING YARDS

130	F. Gore	@ Buffalo (12/10)
91	M. Mack	SAN FRANCISCO (10/8)
82	F. Gore	@ Cincinnati (10/29)

RUSHING ATTEMPTS

36	F. Gore	@ Buffalo (12/10)
25	F. Gore	CLEVELAND (9/24)
17	F. Gore	TENNESSEE (11/26)
17	F. Gore	PITTSBURGH (11/12)

LONGEST RUSH

35	M. Mack	SAN FRANCISCO (10/8)
25	J. Brissett	@ Seattle (10/1)
25	M. Mack	@ Jacksonville (12/3)

RECEPTIONS

12	J. Doyle	@ Cincinnati (10/29)
8	J. Doyle	@ Houston (11/5)
8	J. Doyle	ARIZONA (9/17)

RECEIVING YARDS

177	T. Hilton	SAN FRANCISCO (10/8)
175	T. Hilton	@ Houston (11/5)
153	T. Hilton	CLEVELAND (9/24)

LONGEST RECEPTION

80	T. Hilton	@ Houston (11/5)
63	T. Hilton	SAN FRANCISCO (10/8)
61	C. Rogers	PITTSBURGH (11/12)
61	T. Hilton	CLEVELAND (9/24)

PASSING ATTEMPTS

39	J. Brissett	@ Cincinnati (10/29)
37	J. Brissett	JACKSONVILLE (10/22)
37	J. Brissett	@ Tennessee (10/16)

PASS COMPLETIONS

25	J. Brissett	@ Cincinnati (10/29)
22	J. Brissett	JACKSONVILLE (10/22)
22	J. Brissett	SAN FRANCISCO (10/8)

LONGEST KICKOFF RETURN

60	Q. Bray	@ Tennessee (10/16)
36	Q. Bray	JACKSONVILLE (10/22)
30	Q. Bray	ARIZONA (9/17)

LONGEST PUNT RETURN

20	Q. Bray	@ Cincinnati (10/29)
17	C. Rogers	PITTSBURGH (11/12)
16	Q. Bray	ARIZONA (9/17)

LONGEST FIELD GOAL

53	A. Vinatieri	@ Houston (11/5)
52	A. Vinatieri	@ Tennessee (10/16)
52	A. Vinatieri	SAN FRANCISCO (10/8)

*Home games in all CAPS

INDIVIDUAL GAME-BY-GAME STATS

Passing		J.Brissett											
Date	Opponent	Att	Cmp	Yds	Cmp%	Yds/Att	TD	TD%	INT	INT%	LG	Sack/Lost	Rating
9/10	@ Los Angeles Rams	3	2	51	66.7	17.00	0	0.0	0	0.0	50	0/0	109.7
9/17	Arizona	37	20	216	54.1	5.84	0	0.0	1	2.7	20	4/26	60.2
9/24	Cleveland	24	17	259	70.8	10.79	1	4.2	0	0.0	61t	3/16	120.0
10/1	@ Seattle	29	16	157	55.2	5.41	1	3.4	1	3.4	32	3/18	67.7
10/8	San Francisco	34	22	314	64.7	9.24	0	0.0	1	2.9	63	4/26	82.2
10/16	@ Tennessee	37	21	212	56.8	5.73	1	2.7	0	0.0	23	1/0	82.3
10/22	Jacksonville	37	22	200	59.5	5.41	0	0.0	0	0.0	34	10/64	74.2
10/29	@ Cincinnati	39	25	233	64.1	5.97	2	5.1	1	2.6	24t	4/17	86.8
11/5	@ Houston	30	20	308	66.7	10.27	2	6.7	0	0.0	80t	3/29	122.6
11/12	Pittsburgh	24	14	222	58.3	9.25	2	8.3	1	4.2	61t	3/26	99.7
11/26	Tennessee	29	17	196	58.6	6.76	0	0.0	0	0.0	26	8/31	79.1
12/3	@ Jacksonville	36	21	174	58.3	4.83	1	2.8	2	5.6	40t	4/25	56.9
12/10	@ Buffalo	22	11	69	50.0	3.14	1	4.5	0	0.0	11	1/5	72.0
TOTALS		381	228	2611	59.8	6.85	11	2.9	7	1.8	80t	48/283	82.5

Passing		S.Tolzien											
Date	Opponent	Att	Cmp	Yds	Cmp%	Yds/Att	TD	TD%	INT	INT%	LG	Sack/Lost	Rating
9/10	@ Los Angeles Rams	18	9	128	50.0	7.11	0	0.0	2	11.1	32	4/29	33.8
9/17	Arizona												Active, Did Not Play
9/24	Cleveland												Active, Did Not Play
10/1	@ Seattle												Active, Did Not Play
10/8	San Francisco												Active, Did Not Play
10/16	@ Tennessee												Active, Did Not Play
10/22	Jacksonville												Active, Did Not Play
10/29	@ Cincinnati												Active, Did Not Play
11/5	@ Houston												Active, Did Not Play
11/12	Pittsburgh												Active, Did Not Play
11/26	Tennessee												Active, Did Not Play
12/3	@ Jacksonville												Active, Did Not Play
12/10	@ Buffalo												Active, Did Not Play
TOTALS		18	9	128	50.0	7.11	0	0.0	2	11.1	32	4/29	33.8

INDIVIDUAL GAME-BY-GAME STATS

Rushing		F.Gore					M.Mack					J.Brissett				
Date	Opponent	No	Yds	Avg	LG	TD	No	Yds	Avg	LG	TD	No	Yds	Avg	LG	TD
9/10	@ Los Angeles Rams	10	42	4.2	16	0	10	24	2.4	24	1	0	0	0	--	0
9/17	Arizona	14	46	3.3	13	1	6	-3	-0.5	3	0	6	22	3.7	11	0
9/24	Cleveland	25	57	2.3	21	1	Inactive					5	14	2.8	8	2
10/1	@ Seattle	12	46	3.8	14	0	Inactive					3	33	11.0	25	0
10/8	San Francisco	14	48	3.4	16	0	9	91	10.1	35	1	8	14	1.8	5	1
10/16	@ Tennessee	10	49	4.9	12	0	2	18	9.0	22	0	4	15	3.8	7	0
10/22	Jacksonville	9	34	3.8	7	0	5	26	5.2	14	0	5	31	6.2	14	0
10/29	@ Cincinnati	16	82	5.1	15	0	11	27	2.5	8	0	1	6	6.0	6	0
11/5	@ Houston	17	51	3.0	16	0	9	29	3.2	11	0	2	12	6.0	13	0
11/12	Pittsburgh	17	54	3.2	9	0	7	7	1.0	8	0	4	7	1.8	4	0
11/26	Tennessee	17	62	3.6	14t	1	4	11	2.8	5	0	3	16	5.3	12	0
12/3	@ Jacksonville	13	61	4.7	16	0	6	46	7.7	25	0	6	36	6.0	12	0
12/10	@ Buffalo	36	130	3.6	10	0	7	23	3.3	20	0	3	10	3.3	8	0
TOTALS		210	762	3.6	21	3	76	299	3.9	35	2	50	216	4.3	25	3

Rushing		R.Turbin					M.Jones					J.Ferguson				
Date	Opponent	No	Yds	Avg	LG	TD	No	Yds	Avg	LG	TD	No	Yds	Avg	LG	TD
9/10	@ Los Angeles Rams	2	7	3.5	5	0	Not on Team					Not on Team				
9/17	Arizona	3	11	3.7	5	0	Not on Team					Not on Team				
9/24	Cleveland	5	18	3.6	7	0	1	3	3.0	3	0	Not on Team				
10/1	@ Seattle	6	8	1.3	4	1	4	11	2.8	5	0	Not on Team				
10/8	San Francisco	4	6	1.5	4	0	Inactive					Not on Team				
10/16	@ Tennessee	3	3	1.0	5	0	Inactive					Not on Team				
10/22	Jacksonville	Not on Team					Inactive					1	5	5.0	5	0
10/29	@ Cincinnati	Not on Team					0	0	0	--	0	0	0	--	0	
11/5	@ Houston	Not on Team					Inactive					0	0	0	--	0
11/12	Pittsburgh	Not on Team					Inactive					0	0	0	--	0
11/26	Tennessee	Not on Team					Inactive					0	0	0	--	0
12/3	@ Jacksonville	Not on Team					Not on Team					0	0	0	--	0
12/10	@ Buffalo	Not on Team					Inactive					0	0	0	--	0
TOTALS		23	53	2.3	7	1	5	14	2.8	5	0	1	5	5.0	5	0

INDIVIDUAL GAME-BY-GAME STATS

Rushing		S.Tolzien					C.Rogers				
Date	Opponent	No	Yds	Avg	LG	TD	No	Yds	Avg	LG	TD
9/10	@ Los Angeles Rams	2	2	1.0	3	0	Inactive				
9/17	Arizona	Active, Did Not Play					Inactive				
9/24	Cleveland	Active, Did Not Play					Inactive				
10/1	@ Seattle	Active, Did Not Play					Inactive				
10/8	San Francisco	Active, Did Not Play					Inactive				
10/16	@ Tennessee	Active, Did Not Play					0	0	0	--	0
10/22	Jacksonville	Active, Did Not Play					0	0	0	--	0
10/29	@ Cincinnati	Active, Did Not Play					0	0	0	--	0
11/5	@ Houston	Active, Did Not Play					0	0	0	--	0
11/12	Pittsburgh	Active, Did Not Play					1	3	3.0	3	0
11/26	Tennessee	Active, Did Not Play					0	0	0	--	0
12/3	@ Jacksonville	Active, Did Not Play					1	-2	-2.0	-2	0
12/10	@ Buffalo	Active, Did Not Play					0	0	0	--	0
TOTALS		2	2	1.0	3	0	2	1	0.5	3	0

Receiving		J.Doyle						T.Hilton						D.Moncrief					
Date	Opponent	Tar	Rec	Yds.	Avg.	LG	TD	Tar	Rec	Yds.	Avg.	LG	TD	Tar	Rec	Yds.	Avg.	LG	TD
9/10	@ Los Angeles Rams	3	2	41	20.5	21	0	7	3	57	19.0	32	0	4	1	50	50.0	50	0
9/17	Arizona	8	8	79	9.9	15	0	6	4	49	12.3	16	0	8	2	18	9.0	15	0
9/24	Cleveland	5	2	16	8.0	11	0	9	7	153	21.9	61t	1	3	2	44	22.0	34	0
10/1	@ Seattle	7	5	27	5.4	7	0	6	3	30	10.0	13	0	3	3	30	10.0	18t	1
10/8	San Francisco	Inactive						9	7	177	25.3	63	0	3	3	32	10.7	15	0
10/16	@ Tennessee	11	7	50	7.1	11	1	4	1	19	19.0	19	0	7	5	67	13.4	23	0
10/22	Jacksonville	7	6	44	7.3	12	0	8	2	27	13.5	17	0	4	2	30	15.0	22	0
10/29	@ Cincinnati	14	12	121	10.1	17	1	7	2	15	7.5	17	0	1	0	0	0.0	0	0
11/5	@ Houston	9	8	63	7.9	11	0	9	5	175	35.0	80t	2	2	1	7	7.0	7	0
11/12	Pittsburgh	5	2	9	4.5	6	0	4	2	23	11.5	16	0	1	1	60	60.0	60t	1
11/26	Tennessee	8	7	94	13.4	26	0	5	2	15	7.5	9	0	3	1	16	16.0	16	0
12/3	@ Jacksonville	5	3	16	5.3	8	0	6	3	51	17.0	40t	1	8	5	37	7.4	9	0
12/10	@ Buffalo	3	2	4	2.0	3t	1	4	2	20	10.0	10	0	Inactive					
TOTALS		85	64	564	8.8	26	3	84	43	811	18.9	80t	4	47	26	391	15.0	60t	2

INDIVIDUAL GAME-BY-GAME STATS

Receiving		F.Gore						C.Rogers						M.Mack					
Date	Opponent	Tar	Rec	Yds.	Avg.	LG	TD	Tar	Rec	Yds.	Avg.	LG	TD	Tar	Rec	Yds.	Avg.	LG	TD
9/10	@ Los Angeles Rams	1	1	10	10.0	10	0	Inactive						1	1	21	21.0	21	0
9/17	Arizona	2	0	0	0.0	0	0	Inactive						1	1	11	11.0	11	0
9/24	Cleveland	1	1	0	0.0	0	0	Inactive						Inactive					
10/1	@ Seattle	3	3	34	11.3	19	0	Inactive						Inactive					
10/8	San Francisco	4	3	38	12.7	26	0	Inactive						1	1	2	2.0	2	0
10/16	@ Tennessee	3	2	18	9.0	11	0	0	0	0	0	0	0	2	0	0	0.0	0	0
10/22	Jacksonville	0	0	0	0	0	0	2	2	21	10.5	15	0	6	4	40	10.0	34	0
10/29	@ Cincinnati	4	4	19	4.8	12	0	2	2	9	4.5	9	0	5	3	36	12.0	24t	1
11/5	@ Houston	4	3	26	8.7	11	0	2	1	17	17.0	17	0	0	0	0	0	0	0
11/12	Pittsburgh	1	1	7	7.0	7	0	6	6	104	17.3	61t	1	4	2	19	9.5	11	0
11/26	Tennessee	5	2	17	8.5	11	0	4	3	34	11.3	19	0	2	2	20	10.0	16	0
12/3	@ Jacksonville	0	0	0	0	0	0	6	4	35	8.8	15	0	2	1	8	8.0	8	0
12/10	@ Buffalo	1	1	10	10.0	10	0	4	2	6	3.0	6	0	3	2	21	10.5	11	0
TOTALS		29	21	179	8.5	26	0	26	20	226	11.3	61t	1	27	17	178	10.5	34	1

Receiving		K.Aiken						B.Williams						R.Turbin					
Date	Opponent	Tar	Rec	Yds.	Avg.	LG	TD	Tar	Rec	Yds.	Avg.	LG	TD	Tar	Rec	Yds.	Avg.	LG	TD
9/10	@ Los Angeles Rams	2	1	3	3.0	3	0	0	0	0	0	0	0	1	1	-4	-4.0	-4	0
9/17	Arizona	9	3	31	10.3	14	0	1	1	20	20.0	20	0	1	1	8	8.0	8	0
9/24	Cleveland	1	1	9	9.0	9	0	1	1	7	7.0	7	0	2	1	2	2.0	2	0
10/1	@ Seattle	5	1	4	4.0	4	0	2	1	32	32.0	32	0	0	0	0	0	0	0
10/8	San Francisco	7	2	22	11.0	13	0	3	3	17	5.7	6	0	2	2	13	6.5	11	0
10/16	@ Tennessee	4	2	21	10.5	14	0	0	0	0	0	0	0	5	4	37	9.3	16	0
10/22	Jacksonville	3	2	8	4.0	7	0	2	1	6	6.0	6	0	Not on Team					
10/29	@ Cincinnati	5	2	33	16.5	21	0	0	0	0	0	0	0	Not on Team					
11/5	@ Houston	2	0	0	0.0	0	0	2	2	20	10.0	15	0	Not on Team					
11/12	Pittsburgh	Inactive						0	0	0	0	0	0	Not on Team					
11/26	Tennessee	0	0	0	0	0	0	0	0	0	0	0	0	Not on Team					
12/3	@ Jacksonville	2	0	0	0.0	0	0	2	2	11	5.5	8	0	Not on Team					
12/10	@ Buffalo	0	0	0	0	0	0	3	2	8	4.0	5	0	Not on Team					
TOTALS		40	14	131	9.4	21	0	16	13	121	9.3	32	0	11	9	56	6.2	16	0

INDIVIDUAL GAME-BY-GAME STATS

Receiving		D.Daniels						J.Ferguson						Q.Bray					
Date	Opponent	Tar	Rec	Yds.	Avg.	LG	TD	Tar	Rec	Yds.	Avg.	LG	TD	Tar	Rec	Yds.	Avg.	LG	TD
9/10	@ Los Angeles Rams		0	0	0	0	0	Not on Team						1	0	0	0.0	0	0
9/17	Arizona		0	0	0	0	0	Not on Team							0	0	0	0	0
9/24	Cleveland	1	1	6	6.0	6	0	Not on Team						1	1	22	22.0	22	0
10/1	@ Seattle	2	0	0	0.0	0	0	Not on Team							0	0	0	0	0
10/8	San Francisco	4	1	13	13.0	13	0	Not on Team							0	0	0	0	0
10/16	@ Tennessee		0	0	0	0	0	Not on Team							0	0	0	0	0
10/22	Jacksonville	3	1	7	7.0	7	0	0	0	0	0	0	0	2	2	17	8.5	14	0
10/29	@ Cincinnati		0	0	0	0	0	0	0	0	0	0	0		0	0	0	0	0
11/5	@ Houston		0	0	0	0	0	0	0	0	0	0	0		0	0	0	0	0
11/12	Pittsburgh	2	0	0	0.0	0	0	0	0	0	0	0	0	Not on Team					
11/26	Tennessee	Inactive						0	0	0	0	0	0	Not on Team					
12/3	@ Jacksonville	Inactive						3	3	16	5.3	8	0	Not on Team					
12/10	@ Buffalo	Inactive						0	0	0	0	0	0	Not on Team					
TOTALS		12	3	26	8.7	13	0	3	3	16	5.3	8	0	4	3	39	13.0	22	0

Receiving		M.Hazel						R.Travis					
Date	Opponent	Tar	Rec	Yds.	Avg.	LG	TD	Tar	Rec	Yds.	Avg.	LG	TD
9/10	@ Los Angeles Rams	1	1	1	1.0	1	0	Not on Team					
9/17	Arizona	Not on Team						Not on Team					
9/24	Cleveland	0	0	0	0	0	0	Not on Team					
10/1	@ Seattle	Not on Team						Not on Team					
10/8	San Francisco	Not on Team						Not on Team					
10/16	@ Tennessee	Not on Team						Not on Team					
10/22	Jacksonville	Not on Team						Not on Team					
10/29	@ Cincinnati	Not on Team						Not on Team					
11/5	@ Houston	Not on Team						Not on Team					
11/12	Pittsburgh	0	0	0	0	0	0	Not on Team					
11/26	Tennessee	0	0	0	0	0	0	Not on Team					
12/3	@ Jacksonville	Not on Team						Inactive					
12/10	@ Buffalo	Not on Team						2	0	0	0.0	0	0
TOTALS		1	1	1	1.0	1	0	2	0	0	0.0	0	0

INDIVIDUAL GAME-BY-GAME STATS

Punt Returns

Date	Opponent
9/10	@ Los Angeles Rams
9/17	Arizona
9/24	Cleveland
10/1	@ Seattle
10/8	San Francisco
10/16	@ Tennessee
10/22	Jacksonville
10/29	@ Cincinnati
11/5	@ Houston
11/12	Pittsburgh
11/26	Tennessee
12/3	@ Jacksonville
12/10	@ Buffalo
TOTALS	

Q.Bray

No.	Yds.	Avg.	LG	FC	TD
3	0	0.0	0	0	0
4	23	5.8	16	0	0
3	16	5.3	13	2	0
0	0	0.0	0	1	0
2	7	3.5	13	1	0
0	0	0.0	0	1	0
1	0	0.0	0	1	0
1	20	20.0	20	0	0
3	24	8.0	13	2	0
Not on Team					
Not on Team					
Not on Team					
Not on Team					
17	90	5.3	20	8	0

C.Rogers

No.	Yds.	Avg.	LG	FC	TD
Inactive					
Inactive					
Inactive					
Inactive					
0	0	0	0	0	0
0	0	0	0	0	0
0	0	0	0	0	0
0	0	0	0	0	0
4	17	4.3	17	1	0
1	0	0.0	0	1	0
0	0	0.0	0	1	0
1	2	2.0	2	0	0
6	19	3.2	17	3	0

Punt Returns

Date	Opponent
9/10	@ Los Angeles Rams
9/17	Arizona
9/24	Cleveland
10/1	@ Seattle
10/8	San Francisco
10/16	@ Tennessee
10/22	Jacksonville
10/29	@ Cincinnati
11/5	@ Houston
11/12	Pittsburgh
11/26	Tennessee
12/3	@ Jacksonville
12/10	@ Buffalo
TOTALS	

K.Hogan

No.	Yds.	Avg.	LG	FC	TD
Not on Team					
Not on Team					
Not on Team					
0	0	0	0	0	0
0	-8	0.0	-8	0	0
Not on Team					
Not on Team					
Not on Team					
Not on Team					
Not on Team					
Not on Team					
Not on Team					
Not on Team					
0	-8	0.0	0	0	0

INDIVIDUAL GAME-BY-GAME STATS

KO Returns	
Date	Opponent
9/10	@ Los Angeles Rams
9/17	Arizona
9/24	Cleveland
10/1	@ Seattle
10/8	San Francisco
10/16	@ Tennessee
10/22	Jacksonville
10/29	@ Cincinnati
11/5	@ Houston
11/12	Pittsburgh
11/26	Tennessee
12/3	@ Jacksonville
12/10	@ Buffalo
TOTALS	

Q.Bray						
No.	Yds.	Avg.	LG	FC	TD	
0	0	0	0	0	0	0
3	79	26.3	30	0	0	0
0	0	0	0	0	0	0
5	83	16.6	22	0	0	0
0	0	0	0	0	0	0
5	157	31.4	60	0	0	0
3	75	25.0	36	0	0	0
1	19	19.0	19	0	0	0
1	17	17.0	17	0	0	0
Not on Team						
Not on Team						
Not on Team						
Not on Team						
Not on Team						
Not on Team						
Not on Team						
Not on Team						
18	430	23.9	60	0	0	0

J.Ferguson						
No.	Yds.	Avg.	LG	FC	TD	
Not on Team						
Not on Team						
Not on Team						
Not on Team						
Not on Team						
0	0	0	0	0	0	0
0	0	0	0	0	0	0
0	0	0	0	0	0	0
0	0	0	0	0	0	0
0	0	0	0	0	0	0
3	52	17.3	20	0	0	0
2	34	17.0	20	0	0	0
5	86	17.2	20	0	0	0

KO Returns	
Date	Opponent
9/10	@ Los Angeles Rams
9/17	Arizona
9/24	Cleveland
10/1	@ Seattle
10/8	San Francisco
10/16	@ Tennessee
10/22	Jacksonville
10/29	@ Cincinnati
11/5	@ Houston
11/12	Pittsburgh
11/26	Tennessee
12/3	@ Jacksonville
12/10	@ Buffalo
TOTALS	

M.Mack						
No.	Yds.	Avg.	LG	FC	TD	
0	0	0	0	0	0	0
0	0	0	0	0	0	0
Inactive						
Inactive						
0	0	0	0	0	0	0
0	0	0	0	0	0	0
0	0	0	0	0	0	0
2	35	17.5	24	0	0	0
0	0	0	0	0	0	0
0	0	0	0	0	0	0
0	0	0	0	0	0	0
0	0	0	0	0	0	0
0	0	0	0	0	0	0
0	0	0	0	0	0	0
2	35	17.5	24	0	0	0

INDIVIDUAL GAME-BY-GAME STATS

Punting		R.Sanchez						
Date	Opponent	No.	Yds.	Avg.	TB	In20	LG	Net
9/10	@ Los Angeles Rams	6	302	50.3	0	2	53	47.8
9/17	Arizona	7	303	43.3	0	3	53	42.4
9/24	Cleveland	7	320	45.7	1	2	51	42.9
10/1	@ Seattle	6	250	41.7	0	2	61	41.7
10/8	San Francisco	4	191	47.8	0	4	56	47.8
10/16	@ Tennessee	3	160	53.3	0	0	58	48.3
10/22	Jacksonville	7	314	44.9	0	4	58	44.9
10/29	@ Cincinnati	4	183	45.8	0	0	51	30.8
11/5	@ Houston	6	249	41.5	0	1	50	40.8
11/12	Pittsburgh	7	328	46.9	0	2	59	45.9
11/26	Tennessee	5	235	47.0	0	1	54	45.6
12/3	@ Jacksonville	4	187	46.8	1	0	56	41.8
12/10	@ Buffalo	7	269	38.4	1	2	47	35.6
TOTALS		73	3291	45.1	3	23	61	42.5

Placekicking		R.Sanchez								
Date	Opponent	KO	KO Yds	TB	XP Att	XP	FG Att	FG	Long	Points
9/10	@ Los Angeles Rams	4	238	2	0	0	0	0	0	0
9/17	Arizona	4	252	2	0	0	0	0	0	0
9/24	Cleveland	6	390	6	0	0	0	0	0	0
10/1	@ Seattle	4	260	3	0	0	0	0	0	0
10/8	San Francisco	6	384	2	0	0	0	0	0	0
10/16	@ Tennessee	6	390	4	0	0	0	0	0	0
10/22	Jacksonville	1	65	1	0	0	0	0	0	0
10/29	@ Cincinnati	5	299	3	0	0	0	0	0	0
11/5	@ Houston	5	325	5	0	0	0	0	0	0
11/12	Pittsburgh	4	246	2	0	0	0	0	0	0
11/26	Tennessee	5	319	4	0	0	0	0	0	0
12/3	@ Jacksonville	3	194	1	0	0	0	0	0	0
12/10	@ Buffalo	3	165	0	0	0	0	0	0	0
TOTALS		56	3527	35	0	0	0	0	0	0

INDIVIDUAL GAME-BY-GAME STATS

Placekicking		A.Vinatieri								
Date	Opponent	KO	KO Yds	TB	XP Att	XP	FG Att	FG	Long	Points
9/10	@ Los Angeles Rams	0	0	0	1	0	2	1	20	3
9/17	Arizona	0	0	0	1	1	2	2	46	7
9/24	Cleveland	0	0	0	4	4	1	1	33	7
10/1	@ Seattle	0	0	0	1	1	1	1	40	4
10/8	San Francisco	0	0	0	2	2	4	4	52	14
10/16	@ Tennessee	0	0	0	2	1	3	3	52	10
10/22	Jacksonville	Active, Did Not Play								
10/29	@ Cincinnati	0	0	0	2	2	3	3	33	11
11/5	@ Houston	0	0	0	2	2	2	2	53	8
11/12	Pittsburgh	0	0	0	2	2	1	1	48	5
11/26	Tennessee	0	0	0	1	1	3	3	42	10
12/3	@ Jacksonville	0	0	0	1	1	1	1	27	4
12/10	@ Buffalo	0	0	0	1	1	2	0	0	1
TOTALS		0	0	0	20	18	25	22	53	84

17

WR

KAMAR AIKEN



6-2 • 216 • CENTRAL FLORIDA

NFL EXP: 5 (1st Year with Colts)

HOW ACQUIRED: UFA – 2017 (BAL)

BORN: 5/30/89

GP/GS (POSTSEASON): 63/27 (2/0)

CAREER TRANSACTIONS:

- Signed by the Colts as an unrestricted free agent on March 21, 2017.
- Signed by the Baltimore Ravens to a reserve/future contract on December 30, 2013.
- Signed to the Ravens practice squad on October 30, 2013.
- Released by the New England Patriots on September 6, 2013.
- Signed to the Patriots active roster from the practice squad on December 29, 2012.
- Signed to the New England practice squad on December 26, 2012.
- Released by the Patriots on December 24, 2012.
- Signed to New England's active roster from the practice squad on December 22, 2012.
- Signed to the Patriots practice squad on November 19, 2012.
- Released from the Chicago Bears practice squad on November 6, 2012.
- Signed to the Bears practice squad on October 9, 2012.
- Released from the Buffalo Bills practice squad on October 3, 2012.
- Signed to the Bills practice squad on September 2, 2012.
- Released by Buffalo on August 31, 2012.
- Signed to the Bills active roster from the practice squad on November 22, 2011.
- Signed to the Buffalo practice squad on September 4, 2011.
- Released by the Bills on September 3, 2011.
- Signed by Buffalo as an undrafted free agent on July 28, 2011.

2017 (COLTS):

- Caught one pass for three yards in his first game as a member of the Colts in a loss against the Los Angeles Rams (9/10).
- Started at wide receiver in a Week 2 loss against Arizona (9/17) and caught three passes for 31 yards.
- Started at wide receiver in a Week 3 win against Cleveland (9/24) and caught one pass for nine yards.
- Finished with one catch for four yards in a Week 4 loss at Seattle (10/1).
- In a Week 5 win against San Francisco (10/8),

SINGLE-GAME HIGHS

REC: 8, two times (Last: vs. PIT 12/27/15)

YARDS: 128 vs. KC (12/20/15)

TDS: 1, nine times (Last: vs. PHI 12/18/16)

LG: 48, two times (Last: vs. KC 12/20/15)

RUSH: 0

YARDS: 0

TDS: 0

LG: 0

- started at wide receiver and caught two passes for 22 yards.
- Started at wide receiver in a Week 6 loss at Tennessee (10/16) and caught two passes for 21 yards.
- Finished with two catches for eight yards starting at wide receiver in a Week 7 loss at Jacksonville (10/22).
- Started at wide receiver in a Week 8 loss at Cincinnati (10/29) and caught two passes for 33 yards.
- In a Week 9 victory at Houston (11/5), started at wide receiver, but did not finish with a catch.
- Listed as inactive for a Week 10 loss against Pittsburgh (11/12).
- Saw action in a Week 12 loss against Tennessee (11/26), but did not record a catch.
- Played, but did not record a catch in a Week 13 loss at Jacksonville (12/3).
- Competed at wide receiver in a Week 14 loss at Buffalo (12/10), but did not record a reception.

2016 (RAVENS):

- Appeared in all 16 games (six starts), totaling 29 catches for 328 yards (11.3 avg.), one touchdown and two special teams tackles.
- Hauled in season highs in catches (four) and receptions (64) at the New York Giants (10/16).
- Recorded three catches for 55 yards for a season-best 18.3 average at the New York Jets (10/23).
- Came down with his lone touchdown of the season against Philadelphia (12/18), recording two receptions for 19 yards.

2015 (RAVENS):

- Started 14-of-16 games played and posted career and team highs in receptions (75), receiving yards (944) and receiving touchdowns (five) for the league's eighth-ranked passing attack (266.9 ypg.), which gained a single-season team-record 4,271 net passing yards.
- Finished with nine-straight five-catch games, the longest such streak in team history and the NFL's third-longest streak to close out the season.
- Registered five receptions for 89 yards (17.8 avg.) at Oakland (9/20).
- Tallied five catches for 77 yards (15.4 avg.) and one touchdown in a 23-20 overtime victory at Pittsburgh (10/1).
- Hauled in seven catches for 73 yards (10.4 avg.) against Jacksonville (11/15).
- Found the end zone against St. Louis (11/22) and recorded five catches for 50 yards (10.0 avg.) and one score.
- Posted six catches for 80 yards (13.3 avg.) and one touchdown at Cleveland (11/30).
- Established career highs with eight catches for 128 yards (16.0 avg.) in his first-career 100-yard receiving game against Kansas City (12/20).

2014 (RAVENS):

- Appeared in all 16 games and totaled 24 catches for 267 yards (11.1 avg.), three touchdowns and four special teams tackles.
- Notched four receptions for 30 yards (7.5 avg.) in his team debut against Cincinnati (9/7).
- Logged the first touchdown of his career at Tampa Bay (10/12), totaling two catches for 20 yards.
- Recorded a season-best six catches for 65 yards (10.8 avg.) and one score at Miami (12/7).
- Returned a blocked punt 11 yards for a touchdown against Jacksonville (12/14) and added two special teams stops.
- Finished the season with two receptions for 13 yards (6.5 avg.) and one touchdown against Cleveland (12/28).

2013 (PATRIOTS/RAVENS):

- Spent the preseason with the Patriots prior to being released on September 6.
- Was signed by the Ravens to the practice squad on October 30 where he remained for the rest of the season.

2012 (BILLS/BEARS/PATRIOTS):

- Was on the Patriots active roster for four games, including two postseason contests.
- Was a member of the Bears practice squad briefly after spending the beginning of the season with the Bills.
- Saw action in one game at Jacksonville (12/23) while with New England.

FINISH WITH FIVE

In November of the 2015 season, Aiken was tasked with filling in for an injured Steve Smith Sr. for the remainder of the Ravens season. In nine consecutive games, he posted at least five receptions, which ranked as the NFL's third-longest active streak entering 2016 and the longest such streak in Ravens franchise history.

Most Consecutive Games with at Least Five Catches in Ravens History

Player	Games	Season
Kamar Aiken	9	2015
Derrick Mason	8	2007
Steve Smith Sr.	6	2014
Ray Rice	6	2011
Qadry Ismail	6	1999

2011 (BILLS):

- Competed in two games, primarily on special teams, and made one stop against Denver (12/24).

COLLEGE:

- Played in 40 games at Central Florida, totaling 121 catches for 1,924 yards and 17 touchdowns in four seasons (2007-2010).
- Started 13-of-14 games as a senior in 2010, finishing with 32 receptions for 486 yards and two scores.
- Posted career highs in receptions (36), receiving yards (610) and touchdowns (nine) as a junior.
- Tallied 20 receptions for 244 yards and one score as a sophomore in 2008.
- Set Central Florida freshman receiving records with 33 catches, 584 yards and five touchdowns as a true freshman in 2007.

PERSONAL:

- Attended Chaminade-Madonna High School in Hollywood, Fla., where he earned 2A all-state honors at defensive back as a senior by the Florida Sports Writers Association.
- Compiled 60 tackles and five interceptions, including a school-record 95-yard interception return for a touchdown.
- Totaled 1,000 scrimmage yards and 15 touchdowns on offense.
- Participated in a shadowing program with the FBI and Secret Service during the summer of 2014.
- Is an active member in the community and hosts an annual youth football camp geared toward children in foster homes in his hometown of Miami.
- Majored in criminal justice.
- A native of Miami.

GETTING TO KNOW KAMAR AIKEN

Favorite musician and/or song: Future
Hobbies outside of football: Scuba dive or snorkel in the reefs.
What is something interesting about you that most people may not know: I could be a professional bowler

Favorite food: Oxtail
Favorite vacation spot: St. Lucia
Favorite television show: Martin or The Fresh Prince of Bel-Air
What's the one thing you couldn't live without: My family. They're everything to me.

2017 GAME-BY-GAME STATISTICS

Date/Opp.	RECEIVING					RUSHING						
	GP	GS	No.	Yards	Avg.	LG	TD	No.	Yards	Avg.	LG	TD
9/10 @ LAR	1	0	1	3	3.0	3	0	0	0	0.0	0	0
9/17 vs. ARI	1	1	3	31	10.3	14	0	0	0	0.0	0	0
9/24 vs. CLE	1	1	1	9	9.0	9	0	0	0	0.0	0	0
10/1 @ SEA	1	0	1	4	4.0	4	0	0	0	0.0	0	0
10/8 vs. SF	1	1	2	22	11.0	13	0	0	0	0.0	0	0
10/16 @ TEN	1	1	2	21	10.5	14	0	0	0	0.0	0	0
10/22 vs. JAX	1	1	2	8	4.0	7	0	0	0	0.0	0	0
10/29 @ CIN	1	1	2	33	16.5	21	0	0	0	0.0	0	0
11/5 @ HOU	1	1	0	0	0.0	0	0	0	0	0.0	0	0
11/12 vs. PIT	INACTIVE											
11/26 vs. TEN	1	0	0	0	0.0	0	0	0	0	0.0	0	0
12/3 @ JAX	1	0	0	0	0.0	0	0	0	0	0.0	0	0
12/10 @ BUF	1	0	0	0	0.0	0	0	0	0	0.0	0	0
12/14 vs. DEN												
12/23 @ BAL												
12/31 vs. HOU												
2017 TOTALS	12	7	14	131	9.4	21	0	0	0	0.0	0	0

CAREER REGULAR SEASON STATISTICS

Year	RECEIVING					RUSHING						
	GP	GS	No.	Yards	Avg.	LG	TD	No.	Yards	Avg.	LG	TD
2017 IND	12	7	14	131	9.4	21	0	0	0	0.0	0	0
2016 BAL	16	6	29	328	11.3	29	1	0	0	0.0	0	0
2015 BAL	16	14	75	944	12.6	48	5	0	0	0.0	0	0
2014 BAL	16	0	24	267	11.1	24	3	0	0	0.0	0	0
2013 NE/BAL	PRACTICE SQUAD											
2012 NE	1	0	0	0	0.0	0	0	0	0	0.0	0	0
2011 BUF	2	0	0	0	0.0	0	0	0	0	0.0	0	0
TOTAL	63	27	142	1,670	11.8	48	9	0	0	0.0	0	0

CAREER POSTSEASON STATISTICS

Year	RECEIVING					RUSHING						
	GP	GS	No.	Yards	Avg.	LG	TD	No.	Yards	Avg.	LG	TD
2014 BAL	2	0	2	23	11.5	19	1	0	0	0.0	0	0
TOTAL	2	0	2	23	11.5	19	1	0	0	0.0	0	0

SPECIAL TEAMS TACKLES: 7 (2016 - 2, 2014 - 4, 2011 - 1)

ADDITIONAL STATISTICS: Returned a blocked punt for a touchdown vs. Jacksonville (12/14/14).

96

DT

HENRY ANDERSON



6-6 • 301 • STANFORD

NFL EXP: 3 (3rd Year with Colts)

HOW ACQUIRED: D3 – 2015 (93rd overall)

BORN: 8/3/91

GP/GS (POSTSEASON): 29/19 (0/0)

CAREER TRANSACTIONS:

- Selected by the Colts in the third round (93rd overall) of the 2015 NFL Draft.

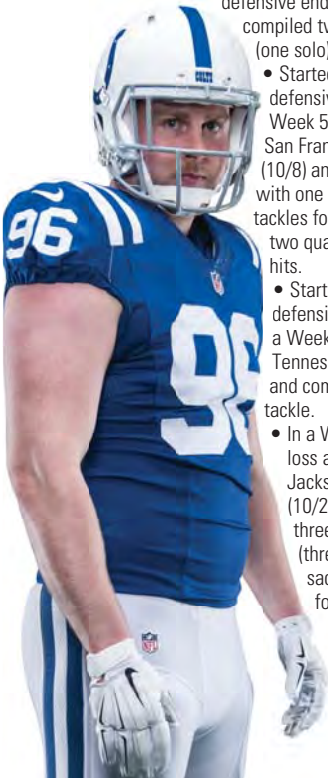
2017 (COLTS):

- Started at defensive end in a Week 1 loss at the Los Angeles Rams (9/10) and finished with one tackle and one quarterback hit.
- Finished with two solo tackles and one quarterback hit in a Week 2 loss against Arizona (9/17).
- Notched one tackle starting at defensive end in a Week 3 win against Cleveland (9/24).
- In a Week 4 loss at Seattle (10/1), started at

defensive end and compiled two tackles (one solo).

- Started at defensive end in a Week 5 win against San Francisco (10/8) and finished with one tackle, 0.5 tackles for loss and two quarterback hits.

- Started at defensive end in a Week 6 loss at Tennessee (10/16) and compiled one tackle.
- In a Week 7 loss against Jacksonville (10/22), totaled three tackles (three solo), 1.0 sack and one forced fumble.



SINGLE-GAME HIGHS

TACKLES: 10 at BUF (9/13/15)

SACKS: 1.0, three times (Last at CIN 10/29/17)

FF: 1 vs. JAX (10/22/17)

FR: 1 at MIN (12/18/16)

INT: 0

PD: 1, four times (Last: vs. JAX 1/1/17)

- Accumulated seven tackles (five solo), 1.0 sack, 3.0 tackles for loss, one quarterback hit and blocked a field goal starting at defensive end in a Week 8 loss at Cincinnati (10/29). Blocked a Bengals 34-yard field goal in the first quarter to keep Cincinnati's lead to 3-0. It was Indianapolis' first field goal block dating back to Nov. 24, 2013 (Sergio Brown at Arizona). Added his second sack of the season and the third of his career when he brought down Andy Dalton for an eight-yard loss in the fourth quarter. The sack forced a punt.
- Finished with three solo tackles, one tackle for loss and one quarterback hit starting at defensive end in a Week 9 win at Houston (11/5).
- Placed on Injured Reserve on November 9.

2016 (COLTS):

- Competed in 11 games (two starts) and posted 15 tackles (12 solo), one fumble recovery, five quarterback hits and two passes defended.
- Competed in his first game of the season and compiled three tackles (two solo) and one quarterback hit in a Week 3 win against San Diego (9/25).
- Saw action on the defensive line in a Week 4 loss at Jacksonville (10/2) and registered one tackle, two quarterback hits and one pass defended.
- Logged his first career fumble recovery following a Robert Mathis sack in the third quarter of a Week 15 victory at Minnesota (12/18).
- Made his first start of the season at defensive tackle and finished with three solo stops in a Week 16 loss at Oakland (12/24).
- Started at defensive tackle in a Week 17 victory against Jacksonville (1/1/17) and notched three solo tackles and one pass defended.

2015 (COLTS):

- Started all nine contests he participated in at defensive tackle during his rookie season. Finished the year with 37 tackles (31 solo), 1.0 sack, 5.0 tackles for loss and two passes defended.
- Started his first career game at defensive tackle in a Week 1 loss at Buffalo (9/13) and posted 10 tackles (eight solo) while adding 3.0 tackles for loss.
- In a Week 2 loss against the New York Jets (9/21), finished the game with seven tackles (six solo), 1.0 sack and 2.0 tackles for loss. On New York's third possession of the game, he logged his first career sack for a one-yard loss, which forced an eventual Jets punt.
- Started at defensive tackle in a Week 4 win against Jacksonville (10/4) and totaled five solo tackles.
- In a Week 8 overtime loss at Carolina (11/2), started at defensive tackle and notched five tackles (four solo).
- Placed on injured reserve on November 10.

COLLEGE:

- Completed his career at Stanford with 140 tackles (76 solo), 17.0 sacks, one forced fumble, one fumble recovery and seven passes defended in 48 career games (35 starts).
- Earned several accolades as a fifth year senior, including First Team All-Pac-12, First Team Pac-12 All-Academic, *SI.com* All-America honorable mention and Phil Steele First Team All-Pac-12 honors.
- In 2014, recorded 65 tackles (40 solo), 15.0 tackles for loss, 8.5 sacks and two passes defended in 13 games played.
- Competed in eight games and totaled 19 tackles (eight solo), 4.0 tackles for loss and 3.0 sacks in 2013.

- In 2012, started in all 14 contests and totaled 50 tackles (27 solo), 13.0 tackles for loss, 5.5 sacks, one forced fumble and five passes defended.
- Earned First Team Pac-12 All-Academic honors and was named a Second Team All-Pac-12 selection.
- Received the Tommy Vardell Award for excellence in athletics and academics.
- Competed in all 13 games and registered six tackles and one fumble recovery in 2011.

PERSONAL:

- Played at Woodward (Ga.) High School and was rated as the nation's 27th-best defensive player by *Rivals.com*.
- Completed his prep career with 183 tackles and 20.5 sacks.
- Led Woodward to Region 4AAA runner-up finishes in 2008 and 2009.
- Was an *Atlanta Journal Constitution* first-team all-state selection as well as a three-time South Fulton Neighbor All-South Metro and a two-time all-4AAA region choice.
- Played in the 2010 Offense-Defense All-American Bowl.
- Also lettered in basketball and track and field. Won the state championship and broke the school record in shot put.
- As a senior, finished with 81 tackles, 14.0 tackles for loss, 9.5 sacks, two fumble recoveries and six passes defended.
- Has supported local foster youth during the holidays in conjunction with the Indiana Department of Child Services.
- Majored in political science at Stanford.
- Was born in Atlanta.

GETTING TO KNOW HENRY ANDERSON

Favorite team and/or athlete outside of football:

Tiger Woods

Favorite musician and/or song: Zac Brown Band

Hobbies outside of football: Playing golf

What is something interesting about you that most people may not know: Swimming was my main sport as a kid

Favorite food: Cheeseburgers

Favorite vacation spot: Cancun

If you could have lunch with three people, living or dead, who would they be: Charles Barkley, Jimmy Fallon and Kevin Hart

Favorite movie: *American Gangster*

What's the one thing you couldn't live without: Family

2017 GAME-BY-GAME STATISTICS

Date/Opp.	GP	GS	Solo	Asst.	Total	Sacks	PD	FF	FR	INT	Yds	Avg.	LG	TD
9/10 @ LAR	1	1	1	0	1	0.0	0	0	0	0	0	0.0	0	0
9/17 vs. ARI	1	0	2	0	2	0.0	0	0	0	0	0	0.0	0	0
9/24 vs. CLE	1	1	0	1	1	0.0	0	0	0	0	0	0.0	0	0
10/1 @ SEA	1	1	1	1	2	0.0	0	0	0	0	0	0.0	0	0
10/8 vs. SF	1	1	1	1	2	0.0	0	0	0	0	0	0.0	0	0
10/16 @ TEN	1	1	0	1	1	0.0	0	0	0	0	0	0.0	0	0
10/22 vs. JAX	1	1	2	1	3	1.0	0	1	0	0	0	0.0	0	0
10/29 @ CIN	1	1	5	2	7	1.0	0	0	0	0	0	0.0	0	0
11/5 @ HOU	1	1	3	0	3	0.0	0	0	0	0	0	0.0	0	0
11/12 vs. PIT														
11/26 vs. TEN														
12/3 @ JAX														
12/10 @ BUF														
12/14 vs. DEN														
12/23 @ BAL														
12/31 vs. HOU														
2017 TOTALS	9	8	15	7	22	2.0	0	1	0	0	0	0.0	0	0

CAREER REGULAR SEASON STATISTICS

Year	GP	GS	Solo	Asst.	Total	Sacks	PD	FF	FR	INT	Yds	Avg.	LG	TD
2017 IND	9	8	15	7	22	2.0	0	1	0	0	0	0.0	0	0
2016 IND	11	2	12	3	15	0.0	2	0	1	0	0	0.0	0	0
2015 IND	9	9	31	6	37	1.0	2	0	0	0	0	0.0	0	0
TOTAL	29	19	58	16	74	3.0	4	1	1	0	0	0.0	0	0

ADDITIONAL STATS: Blocked a field goal at Cincinnati (10/29/17).

58

OLB



TARELL BASHAM

6-4 • 266 • OHIO

NFL EXP: Rookie

HOW ACQUIRED: D3 – 2017 (80th overall)

BORN: 3/18/94

GP/GS (POSTSEASON): 12/0 (0/0)

CAREER TRANSACTIONS:

- Selected by the Colts in the third round (80th overall) of the 2017 NFL Draft.

2017 (COLTS):

- Saw action on special teams in his first career NFL game during a Week 1 loss at the Los Angeles Rams (9/10).
- Competed on special teams in a Week 2 loss against Arizona (9/17), but did not record a tackle.
- In a Week 3 win against Cleveland (9/24), recorded his first career tackle.
- Participated on special teams, but did not record a tackle in a Week 4 loss at Seattle (10/1).
- Played on special teams in a Week 5 win against San Francisco (10/8).
- Was inactive for a Week 6 loss at Tennessee (10/16).
- Competed on special teams in a Week 7 loss against Jacksonville (10/22).
- Finished with two tackles, 1.0 sack and two quarterback hits in a Week 8 loss at Cincinnati (10/29). Recorded his first career sack in the fourth quarter when he brought down Andy Dalton for a 14-yard loss. The sack forced a punt, which went for a touchback.
- Saw action on special teams in a Week 9 win at Houston (11/5).
- Competed at outside linebacker and on special teams in a Week 10 loss against Pittsburgh (11/12), but did not record a tackle.
- In a Week 12 loss against Tennessee (11/26), saw action on special teams, but did not record a tackle.
- Finished with one tackle, 1.0 sack and one forced fumble in a Week 13 loss at Jacksonville (12/3). Sacked Blake Bortles and forced a fumble on the play in the second quarter.
- Competed at linebacker and on special teams in a Week 14 loss at Buffalo (12/10) and finished with one tackle.

COLLEGE:

- Played in 51 games (37 starts) at Ohio University where he was a four-year starter at defensive end and helped lead the Bobcats to three bowl game appearances and an appearance in the 2016 Mid-

SINGLE-GAME HIGHS

TACKLES: 2 at CIN (10/29/17)

SACKS: 1.0, two times (Last: at JAX 12/3/17)

FF: 1 at JAX (12/3/17)

FR: 0

INT: 0

PD: 0

American Conference Championship Game.

- Totaled 158 tackles (81 solo), 41.5 tackles for loss, 29.5 sacks, six passes defended, five forced fumbles and one fumble recovery.
- Set school records for sacks in a single season (11.5) in 2016 and career sacks (29.5).
- Was named the 2016 MAC Defensive Player of the Year after leading the conference in sacks.
- In 2016, totaled 50 tackles (30 solo), 16.0 tackles for loss, two passes defended, two forced fumbles and one fumble recovery.
- Started in 11 games in 2015, including the Camellia Bowl. Led the team with 5.5 sacks and 11 quarterback hurries. Also ranked seventh on the team with 43 tackles (20 solo) and compiled 10.0 tackles for loss and one pass defended.
- In 2014, saw action in all 12 games, starting in seven for the Bobcats and totaled 33 tackles (15 solo), 6.0 tackles for loss, 5.0 sacks, two passes defended and one forced fumble.
- Started five games in 2013 and saw action in a total of 13 games including the Beef 'O' Brady's Bowl. Recorded a team-high 7.5 sacks, which tied for fifth on the program's all-time single season sack list. Also totaled 32 tackles (16 solo), 9.5 tackles for loss, one pass defended and two forced fumbles.

PERSONAL:

- Attended Franklin County High School in Rocky Mount, Va. where he was a four-year varsity letterwinner.
- Recorded 16.0 sacks and 82 solo tackles throughout his prep career.
- As a senior, earned all-region honors.
- Attended Hargrove Military Academy for one year after high school.
- Is the first member of his family to attend college.

- Finished with perfect attendance throughout high school.
- A native of Rocky Mount, Va.

GETTING TO KNOW TARELL BASHAM

Favorite team and/or athlete outside of football:

FC Barcelona and Lionel Messi

Favorite musician and/or song: Migos

What is something interesting about you that

most people may not know: I love watching cartoons

Favorite food: Anything Italian

Favorite vacation spot: San Diego

If you could have lunch with three people, living or dead, who would they be: Bernie Mac, Beyonce and Notorious B.I.G.

What's the one thing you couldn't live without: My faith

2017 GAME-BY-GAME STATISTICS

Date/Opp.	GP	GS	Solo	Asst.	Total	Sacks	PD	FF	FR	INT	Yds	Avg.	LG	TD
9/10 @ LAR	1	0	0	0	0	0.0	0	0	0	0	0	0.0	0	0
9/17 vs. ARI	1	0	0	0	0	0.0	0	0	0	0	0	0.0	0	0
9/24 vs. CLE	1	0	1	0	1	0.0	0	0	0	0	0	0.0	0	0
10/1 @ SEA	1	0	0	0	0	0.0	0	0	0	0	0	0.0	0	0
10/8 vs. SF	1	0	0	0	0	0.0	0	0	0	0	0	0.0	0	0
10/16 @ TEN	INACTIVE													
10/22 vs. JAX	1	0	0	0	0	0.0	0	0	0	0	0	0.0	0	0
10/29 @ CIN	1	0	1	1	2	1.0	0	0	0	0	0	0.0	0	0
11/5 @ HOU	1	0	0	0	0	0.0	0	0	0	0	0	0.0	0	0
11/12 vs. PIT	1	0	0	0	0	0.0	0	0	0	0	0	0.0	0	0
11/26 vs. TEN	1	0	0	0	0	0.0	0	0	0	0	0	0.0	0	0
12/3 @ JAX	1	0	1	0	1	1.0	0	1	0	0	0	0.0	0	0
12/10 @ BUF	1	0	1	0	0	0.0	0	0	0	0	0	0.0	0	0
12/14 vs. DEN														
12/23 @ BAL														
12/31 vs. HOU														
2017 TOTALS	12	0	4	1	4	2.0	0	1	0	0	0	0.0	0	0

CAREER REGULAR SEASON STATISTICS

Year	GP	GS	Solo	Asst.	Total	Sacks	PD	FF	FR	INT	Yds	Avg.	LG	TD
2017 IND	12	0	4	1	4	2.0	0	1	0	0	0	0.0	0	0
TOTAL	12	0	4	1	4	2.0	0	1	0	0	0	0.0	0	0

69

G



DEYSHAWN BOND

6-1 • 299 • CINCINNATI

NFL EXP: Rookie

HOW ACQUIRED: FA — 2017

BORN: 8/19/94

GP/GS (POSTSEASON): 4/4 (0/0)

CAREER TRANSACTIONS:

- Signed by the Colts as an undrafted free agent on May 4, 2017.

2017 (COLTS):

- Made his first career NFL start at center in a Week 1 loss at the Los Angeles Rams (9/10).
- Started at center in a Week 2 loss against Arizona (9/17) and blocked for an offense that totaled 266 net yards of offense.
- In a Week 3 win against Cleveland (9/24), started at center and provided time for quarterback Jacoby Brissett to rush for two touchdowns and throw for one more.
- Started at center in a Week 4 loss at Seattle (10/1), but left the game on the first series due to an injury.
- Placed on Injured Reserve on October 3.

COLLEGE:

- Played in 48 games (47 starts) at Cincinnati and was selected to the All-American Athletic Conference second-team in 2015 and the Freshman All-America second-team by *CollegeFootballNews.com* in 2013.
- Started all 12 games as a senior in 2016 and earned the team's John Pease Outstanding Offensive Lineman award.
- In 2015, started all 12 games blocking for a Bearcats offense which ranked fifth nationally in total offense (559.4 ypg.), fourth nationally in passing offense (373.1 ypg.) and fourth in the conference in rushing offense (186.3 ypg.).
- Earned Second Team All-American Athletic Conference honors in 2015.
- As a sophomore in 2014, started 10-of-11 games and was part of an offensive line unit which tallied the second highest yardage total (5,982) in school history.

- Started all 13 games as a freshman in 2013 and was a Second Team Freshman All-America selection by *collegefootballnews.com*.

PERSONAL:

- Attended Warren Central High School in Indianapolis where he earned First Team Associated Press Indiana Class 5A honors as a senior.
- Was named to the 2011 All-Marion County football team in 2011.
- A native of Indianapolis.

CAREER GP/GS (POSTSEASON):

2017 IND: 4/4

TOTAL: 4/4 (0/0)

GETTING TO KNOW DEYSHAWN BOND

Favorite musician and/or song: Lil Uzi Vert, but I listen to everybody

Hobbies outside of football: Hanging out with my family (six-year-old sister) and friends

What is something interesting about you that most people may not know: I'm a really good ping-pong player and have even won a couple of tournaments

Favorite food: Chinese food/buffet

Favorite vacation spot: Chicago

If you could have lunch with three people, living or dead, who would they be: Jeff Saturday, Jerome Bettis and James Harrison

What's the one thing you couldn't live without: HGTV

57

ILB

JON BOSTIC



6-1 • 245 • FLORIDA

NFL EXP: 5 (1st Year with Colts)

HOW ACQUIRED: UFA – 2017 (DET)

BORN: 5/5/91

GP/GS (POSTSEASON): 53/31 (0/0)

CAREER TRANSACTIONS:

- Signed by the Colts as an unrestricted free agent on April 20, 2017.
- Acquired by the Detroit Lions in a trade with the New England Patriots in exchange for a conditional draft pick in the 2017 NFL Draft on May 9, 2016.
- Acquired by the Patriots in a trade with the Chicago Bears in exchange for an undisclosed draft pick in the 2016 NFL Draft on September 29, 2015.
- Selected by the Bears in the second round (50th overall) of the 2013 NFL Draft.

2017 (COLTS):

- Started at WILL linebacker in a Week 1 loss at the Los Angeles Rams (9/10) and finished with seven tackles (five solo).
- Finished with four solo tackles starting at WILL linebacker in a Week 2 loss against Arizona (9/17).
- In a Week 3 win against Cleveland (9/24), started at WILL linebacker and led the team with 10 tackles (eight solo) while adding 1.0 tackle for loss and one pass defended.
- Led the team with 12 tackles (five solo) starting at WILL linebacker in a Week 4 loss at Seattle (10/1).
- Started at WILL linebacker in a Week 5 win against San Francisco (10/8) and tied for the team lead with seven tackles (three solo).
- Tallied five tackles (four solo) starting at WILL linebacker in a Week 6 loss at Tennessee (10/16).
- In a Week 7 loss against Jacksonville (10/22), finished with four tackles (two solo).
- Started at WILL linebacker in a Week 8 loss at Cincinnati (10/29) and tied for the team lead with eight tackles (three solo) and added 1.0 sack, 3.0 tackles for loss and one fumble recovery. Recovered a Bengals fumble in the third quarter, which led to a Colts field goal. The recovery was the second of his career. Was credited with a sack in the fourth quarter when he forced Andy Dalton out of bounds for a three-yard loss. It was the third sack of his career and his first since the 2013 season.
- Compiled six tackles (five solo), two quarterback hits and two passes defended starting at WILL linebacker in a Week 9 win at Houston (11/5).
- Started at WILL linebacker in a Week 10 loss against Pittsburgh (11/12) and tied for the team lead with nine tackles (four solo) while adding 1.0 tackle

SINGLE-GAME HIGHS

TACKLES: 13 at NYJ (9/22/14)

SACKS: 2.0 at MIN (12/1/13)

FF: 0

FR: 1, two times (Last: at CIN 10/29/17)

INT: 1 vs. BAL (11/17/13)

PD: 2, two times (Last: at HOU 11/5/17)

for loss.

- Started at WILL linebacker in a Week 12 loss against Tennessee (11/26) and led the team with 10 tackles (five solo).
- In a Week 13 loss at Jacksonville (12/3), finished with six tackles (four solo) and 1.0 tackle for loss starting at WILL linebacker.
- Started at WILL linebacker in a Week 14 loss at Buffalo (12/10) and totaled four tackles (three solo).

2016 (LIONS):

- Spent the season on Injured Reserve.

2015 (PATRIOTS):

- Contributed primarily on special teams as he appeared in 11 games (one start) and recorded one assisted tackle, one quarterback hit and one special teams tackle.

2014 (BEARS):

- Competed in 13 games (eight starts) and combined for a career-high 84 tackles (58 solo), including 4.0 tackles for loss and three passes defended.
- Compiled a season-best 13 tackles (six solo) and two passes defended at the New York Jets (9/22).
- Totaled 11 tackles (seven solo), including 1.0 tackle for loss at Detroit (11/27).
- Posted eight tackles (five solo) against Dallas (12/4).
- Registered his third double-digit tackle performance of the season after tallying 10 tackles (six solo), including 1.0 tackle for loss at Minnesota (12/28).

2013 (BEARS):

- Saw action in 16 games (nine starts) as a rookie, recording 55 tackles (43 solo), including career highs in sacks (2.0) and tackles for loss (5.0). Also contributed with one interception, one pass defended, two quarterback hits, one fumble recovery

and three special teams tackles.

- Produced eight tackles (six solo) at Washington (10/20).
- Totaled five solo tackles, including 1.0 tackle for loss and one pass defended as he came down with his first career interception against Baltimore (11/17).
- Posted his first career double-digit tackle performance as he registered 10 tackles (six solo), including a single-game career high 2.0 sacks at Minnesota (12/1).
- Tallied eight tackles (seven solo), including 1.0 tackle for loss and one fumble recovery at Philadelphia (12/22).

COLLEGE:

- Started 32-of-51 games played in four seasons (2009-2012) at Florida, finishing his career as a four-year letterman with 237 tackles, including 19.0 tackles for loss, 7.5 sacks, seven passes defended, five interceptions and two forced fumbles.
- Started all 13 games at middle linebacker as a senior in 2012, ranking third on the team in tackles (68), fifth in tackles for loss (6.5), third in quarterback hits (four), tied for second in sacks (3.0) and tied for fourth in interceptions (two).
- Named to the All-SEC Coaches second-team, Phil Steele Midseason All-SEC second-team, the Butkus Award Watch List, Lombardi Award Preseason Watch List, Coaches' Preseason All-SEC second-team, Phil Steele Preseason All-SEC and Preseason Associated Press All-SEC third-team.
- Started all 13 games as a junior in 2011, leading the team with 94 tackles and finishing tied for second on the team with 10.0 tackles for loss. Also added 3.0 sacks, two passes defended, two quarterback hits and one forced fumble.
- Named to Phil Steele's Preseason All-SEC third-team, Lindy's Preseason All-SEC second-team, the

CFLA Linebacker Trophy Watch List, SEC Coaches' Preseason All-SEC third-team, Butkus Award Watch List, Preseason All-SEC third-team by the media, Phil Steele's Midseason Honorable Mention All-America list and Phil Steele's Midseason All-SEC second-team.

- Led the team in tackles seven times (Tennessee, Kentucky, LSU, Auburn (tied), Georgia, South Carolina and Ohio State), registering eight-or-more in each of the contests and double digits tackles three times.
- Competed in 13 games (six starts) as a sophomore in 2010, finishing the season tied for third on the squad with 57 tackles (36 solo) and ninth in the SEC and eighth nationally in interceptions among linebackers with three.
- Led his freshman teammates with 18 tackles (14 solo) in 2009.

PERSONAL:

- Attended Palm Beach Central High School in Wellington, Fla.
- Helped his squad earn the distinction of being rated the eighth-best defense in Palm Beach County.
- Was an all-state selection for Florida Class-6A and was selected to the U.S. Army All-American Bowl.
- Had over 100 tackles in his junior season.
- In 2008, rushed for 458 yards and six touchdowns on 75 carries.
- His father, Jon Bostic, was a defensive back for the Detroit Lions, playing in a total of 29 games from 1985-87.
- A native of Wellington, Fla.

GETTING TO KNOW JON BOSTIC

Favorite team and/or athlete outside of football:

LeBron James

Favorite musician and/or song: Boosie

Hobbies outside of football: Fishing

Favorite food: Cake

Favorite vacation spot: Anywhere down south

What's the one thing you couldn't live without: Cereal

2017 GAME-BY-GAME STATISTICS

Date/Opp.	GP	GS	Solo	Asst.	Total	Sacks	PD	FF	FR	INT	Yds	Avg.	LG	TD
9/10 @ IAR	1	1	5	2	7	0.0	0	0	0	0	0.0	0	0	0
9/17 vs. ARI	1	1	4	0	4	0.0	0	0	0	0	0.0	0	0	0
9/24 vs. CLE	1	1	8	2	10	0.0	1	0	0	0	0.0	0	0	0
10/1 @ SEA	1	1	5	7	12	0.0	0	0	0	0	0.0	0	0	0
10/8 vs. SF	1	1	3	4	7	0.0	0	0	0	0	0.0	0	0	0
10/16 @ TEN	1	1	4	1	5	0.0	0	0	0	0	0.0	0	0	0
10/22 vs. JAX	1	1	2	2	4	0.0	0	0	0	0	0.0	0	0	0
10/29 @ CIN	1	1	4	5	9	1.0	0	0	1	0	0.0	0	0	0
11/5 @ HOU	1	1	5	1	6	0.0	2	0	0	0	0.0	0	0	0
11/12 vs. PIT	1	1	4	5	9	0.0	0	0	0	0	0.0	0	0	0
11/26 vs. TEN	1	1	5	5	10	0.0	0	0	0	0	0.0	0	0	0
12/3 @ JAX	1	1	4	2	6	0.0	0	0	0	0	0.0	0	0	0
12/10 @ BUF	1	1	3	1	4	0.0	0	0	0	0	0.0	0	0	0
12/14 vs. DEN														
12/23 @ BAL														
12/31 vs. HOU														
2017 TOTALS	13	13	56	37	93	1.0	3	0	1	0	0.0	0	0	0

CAREER REGULAR SEASON STATISTICS

Year	GP	GS	Solo	Asst.	Total	Sacks	PD	FF	FR	INT	Yds	Avg.	LG	TD
2017 IND	13	13	56	37	93	1.0	3	0	1	0	0.0	0	0	0
2016 DET														
2015 NE	11	1	0	1	1	0.0	0	0	0	0	0.0	0	0	0
2014 CHI	13	8	58	26	84	0.0	3	0	0	0	0.0	0	0	0
2013 CHI	16	9	43	12	55	2.0	1	0	1	1	0.0	0	0	0
TOTAL	53	31	157	76	233	3.0	7	0	2	1	0	0.0	0	0

SPECIAL TEAMS TACKLES: 4 (2015 - 1, 2013 - 3)

11

QUAN BRAY

WR



5-10 • 183 • AUBURN

NFL EXP: 3 (3rd Year with Colts)

HOW ACQUIRED: FA – 2015

BORN: 4/28/93

GP/GS (POSTSEASON): 24/0 (0/0)

CAREER TRANSACTIONS:

- Signed from the Colts practice squad to the active roster on October 27, 2015.
- Signed to the Colts practice squad on September 6, 2015.
- Waived by the Colts on September 5, 2015.
- Signed by the Colts as an undrafted free agent on May 5, 2015.

2017 (COLTS):

- Returned three punts for no gain in a Week 1 loss at the Los Angeles Rams (9/10).
- Finished with four punt returns for 23 yards with a long of 16 and three kickoff returns for 79 yards in a Week 2 loss against Arizona (9/17).
- In a Week 3 victory against Cleveland (9/24), caught one pass for 22 yards and returned three punts for 16 yards.
- Returned five kickoffs for 83 yards in a Week 4 loss at Seattle (10/1).
- In a Week 5 win against San Francisco (10/8), finished with two punt returns for seven yards.
- Recorded five kickoff returns for 157 yards (31.4 avg.) with a long return of 60 yards in a Week 6 loss at Tennessee (10/16).
- In a Week 7 loss against Jacksonville (10/22) caught two passes for 17 yards and fielded three kickoff returns for a 25.0 average.
- Returned one punt for 20 yards and one kickoff for 19 yards in a Week 8 loss at Cincinnati (10/29).
- Finished with three punt returns for 24 yards and added one kickoff return for 17 yards in a Week 9 win at Houston (11/5).
- Placed on Injured Reserve on November 7.

2016 (COLTS):

- Competed in six games before being placed on Injured Reserve on October 18. Caught three passes for 36 yards and added one rush for seven yards. Also contributed with seven punt returns for an 8.3 average and recorded nine kickoff returns for 231 yards and a 25.7 average.
- Caught his first career pass for a seven-yard gain in the team's Week 2 loss at Denver (9/18). Also added two kickoff returns for 47 yards.
- In a Week 4 loss at Jacksonville (10/2), tallied two

SINGLE-GAME HIGHS

REC: 2, two times (Last vs. JAX 10/22/17)

YARDS: 29 vs. CHI (10/9/16)

TDS: 0

LG: 22, two times (Last vs. CLE 9/24/17)

RUSH: 1 vs. CHI (10/9/16)

YARDS: 7 vs. CHI (10/9/16)

TDS: 0

LG: 7 vs. CHI (10/9/16)

KO RET.: 5, two times (Last at TEN 10/16/17)

KO RET. AVG. (MIN 3): 31.8 at CAR (11/2/15)

KO RET. TDS: 0

KO RET. LONG: 60, two times (Last at TEN 10/16/17)

PUNT RET.: 4, four times (Last: vs. ARZ 9/17/17)

PUNT RET. AVG. (MIN 3): 16.8 vs. HOU (12/20/15)

PUNT RET. TDS: 0

PUNT RET. LONG: 33 vs. HOU (12/20/15)

punt returns for 18 yards and added one kickoff return for 39 yards.

- Caught two passes for 29 yards and added one punt return for 20 yards and two kickoff returns for 52 yards in a Week 5 victory against Chicago (10/9).
- In a Week 6 loss at Houston (10/16), finished with one punt return for seven yards and two kickoff returns for 50 with a long of 29 yards. Left the game with an ankle injury in the second half.
- Placed on Injured Reserve on October 18.

2015 (COLTS):

- Competed in nine games in his rookie season serving primarily as the team's kickoff and punt returner. Finished the season with 21 kickoff returns for 570 yards (27.1 avg.) with a long return of 60 yards. Also added 21 punt returns for 166 yards (7.9 avg.) with a long return of 33 yards.
- His 27.1-yard kickoff return average ranked sixth in the NFL and first in the AFC among players with 20-or-more returns.
- In his first career NFL game, served as the team's kickoff returner and posted the team's season-high of 127 yards on four returns in a Week 8 overtime loss at Carolina (11/2). His 45-yard kickoff return in overtime was the second-longest for the team during the season and led to an Adam Vinatieri field goal.

- Totaled two kickoff returns for 70 yards (35.0 avg.) and added four punt returns for 17 yards in a Week 11 win at Atlanta (11/22).
- Finished with one punt return for 20 yards and added four kickoff returns for 84 yards in a Week 12 victory against Tampa Bay (11/29).
- In a Week 13 loss at Pittsburgh (12/6), totaled three kickoff returns for 93 yards with a long of 60. The 60-yard return was the longest for the team this season.
- In a Week 15 loss against Houston (12/20), returned four punts for 67 yards (16.8 avg.) with a long of 33 yards and contributed with three kickoff returns for 80 yards (26.7 avg.). Returned a punt 33 yards in the second quarter, which was the longest punt return for the team dating back to Dec. 15, 2013. He added 19 yards on his next return and finished with 67 in the game. That total was tied for the most in a contest dating back to Nov. 25, 2012.

COLLEGE:

- Registered 90 receptions for 849 yards and seven touchdowns at Auburn.
- Ranks third in school history in punt return average (10.09) among players with at least 50 returns and eighth in punt return yardage (565).
- As a senior in 2014, finished second in the nation in punt returns (18.1) and was a Second Team All-SEC selection as a return specialist, voted by the league's coaches.
- Became the first player in Auburn history to score a rushing, receiving and punt return touchdown in the same season.

PERSONAL:

- Played at Troup County High School in LaGrange, Ga.
- Registered 1,300 rushing yards and 300 receiving yards as a senior.

TOPS IN THE CONFERENCE

From 2015-16, Colts wide receiver/return specialist Quan Bray ranks fourth in the NFL and first in the AFC in kickoff return average with a 26.7 mark (minimum 30 returns). Over the last two years, Bray has returned 30 kickoffs for 801 yards, which includes long returns of 60 yards and 45 yards.



- As a junior, accounted for 2,128 yards and 28 touchdowns.
- Listed as the nation's No. 5 athlete by *ESPN.com*.
- Ranked as the nation's No. 5 all-purpose back, the No. 8 player from the state of Georgia and the 109th best player nationally by *Rivals.com*.
- Was selected to play in the 2011 Under Armour All-America game following his senior season.
- Read books to elementary students as part of the 2015 Colts Day in Schools event.
- Has volunteered to construct new playgrounds at elementary schools for the 2015 and 2016 Colts Playground Build event.
- Graduated with a degree in public administration from Auburn.
- A native of LaGrange, Ga.

GETTING TO KNOW QUAN BRAY

Favorite team and/or athlete outside of football:

Mike Vick

Hobbies outside of football: Playing basketball and travel

Favorite food: Chicken dressing

Favorite vacation spot: Miami

If you could have lunch with three people, living or dead, who would they be: Notorious B.I.G., Lauren London and Christina Milian

Favorite movie: *The Wood*

What's the one thing you couldn't live without: Faith

2017 GAME-BY-GAME STATISTICS

Date/Opp.	RECEIVING					RUSHING						
	GP	GS	No.	Yards	Avg.	LG	TD	No.	Yards	Avg.	LG	TD
9/10 @ LAR	1	0	0	0	0.0	0	0	0	0	0.0	0	0
9/17 vs. ARI	1	0	0	0	0.0	0	0	0	0	0.0	0	0
9/24 vs. CLE	1	0	1	22	22.0	22	0	0	0	0.0	0	0
10/1 @ SEA	1	0	0	0	0.0	0	0	0	0	0.0	0	0
10/8 vs. SF	1	0	0	0	0.0	0	0	0	0	0.0	0	0
10/16 @ TEN	1	0	0	0	0.0	0	0	0	0	0.0	0	0
10/22 vs. JAX	1	0	2	17	8.5	14	0	0	0	0.0	0	0
10/29 @ CIN	1	0	0	0	0.0	0	0	0	0	0.0	0	0
11/5 @ HOU	1	0	0	0	0.0	0	0	0	0	0.0	0	0
11/12 vs. PIT	INJURED RESERVE											
11/26 vs. TEN	INJURED RESERVE											
12/3 @ JAX	INJURED RESERVE											
12/10 @ BUF	INJURED RESERVE											
12/14 vs. DEN												
12/23 @ BAL												
12/31 vs. HOU												
2017 TOTALS	9	0	3	39	13.0	22	0	0	0	0.0	0	0

CAREER REGULAR SEASON STATISTICS

Year	RECEIVING					RUSHING						
	GP	GS	No.	Yards	Avg.	LG	TD	No.	Yards	Avg.	LG	TD
2017 IND	9	0	3	39	13.0	22	0	0	0	0.0	0	0
2016 IND	6	0	3	36	12.0	22	0	1	7	7.0	7	0
2015 IND	9	0	0	0	0.0	0	0	0	0	0.0	0	0
TOTAL	24	0	6	75	12.5	22	0	1	7	7.0	7	0

CAREER REGULAR SEASON RETURN STATISTICS

Year	GP	GS	PR	FC	Yards	Avg.	LG	TD	KR	Yards	Avg.	LG	TD
2017 IND	9	0	17	8	90	5.3	20	0	18	430	23.9	60	0
2016 IND	6	0	7	8	58	8.3	20	0	9	231	25.7	39	0
2015 IND	9	0	21	7	166	7.9	33	0	21	570	27.1	60	0
TOTAL	24	0	45	23	314	7.0	33	0	48	1,231	25.6	60	0

15

WR

K.J. BRENT

6-3 • 202 • WAKE FOREST

NFL EXP: 1 (1st Year with Colts)

HOW ACQUIRED: FA – 2017

BORN: 8/6/93

GP/GS (POSTSEASON): 1/0 (0/0)

CAREER TRANSACTIONS:

- Signed by the Colts to the practice squad on October 24, 2017.
- Released from the Seattle Seahawks practice squad on October 1, 2017.
- Signed to the Seattle practice squad on September 27, 2017.
- Released by the Oakland Raiders on September 2, 2017.
- Signed by the Raiders on January 9, 2017.
- Signed to the Oakland practice squad on September 5, 2016.
- Released by the Raiders on September 3, 2016.
- Signed by Oakland as an undrafted free agent on May 10, 2016.

2017 (COLTS):

- Saw action on special teams in a Week 13 loss at Jacksonville (12/3).
- Competed on special teams in a Week 14 loss at Buffalo (12/10).

2016 (RAIDERS):

- Spent time on the team's practice squad and did not see any game action.

COLLEGE:

- Played one season (2015) at Wake Forest as a graduate student after playing at South Carolina for three years (2012-14).
- In 2015, played in 12 games (11 starts) as a senior at Wake Forest, totaling 42 receptions for 583 yards and one touchdown.
- Led the Demon Deacons with an average of 13.9 yards per reception.
- As a junior at South Carolina in 2014, appeared in 13 games (one start) and tallied nine catches for 111 yards and one touchdown.
- In 2013, saw action in 11 games and recorded two receptions for 13 yards.
- As a redshirt freshman in 2012, played in 13 games and notched three receptions for 28 yards.
- Redshirted as a true freshman in 2011.

PERSONAL:

- Attended Marvin Ridge (N.C.) High School where he

SINGLE-GAME HIGHS

REC: N/A
YARDS: N/A
TDS: N/A
LG: N/A
RUSH: N/A
YARDS: N/A
TDS: N/A
LG: N/A

received Associated Press All-State honors following his senior season.

- Selected to play in the NUC All-World Bowl in Charleston, S.C. in 2011.
- Hauled in 47 passes for 737 yards and eight touchdowns as a junior after missing his sophomore year due to injury.
- Majored in hotel, restaurant and tourism management.
- Born in Warhax, N.C.

GETTING TO KNOW K.J. BRENT

Favorite musician and/or song: Michael Jackson
Hobbies outside of football: Hanging out with friends, Xbox, touring whatever city I'm in and checking out cool nature spots
Favorite food: Crab
Favorite vacation spot: My grandparents' house

If you could have lunch with three people, living or dead, who would they be: Dr. Martin Luther King, Jr., Gandhi and Bernie Mac
Favorite movie: *Pulp Fiction*, *Goodfellas* and *Friday*
What's the one thing you couldn't live without: Music

2017 GAME-BY-GAME STATISTICS

Date/Opp.	RECEIVING					RUSHING							
	GP	GS	No.	Yards	Avg.	LG	TD	No.	Yards	Avg.	LG	TD	
9/10 @ LAR						NOT WITH TEAM							
9/17 vs. ARI						NOT WITH TEAM							
9/24 vs. CLE						NOT WITH TEAM							
10/1 @ SEA						NOT WITH TEAM							
10/8 vs. SF						NOT WITH TEAM							
10/16 @ TEN						NOT WITH TEAM							
10/22 vs. JAX						NOT WITH TEAM							
10/29 @ CIN						PRACTICE SQUAD							
11/5 @ HOU						PRACTICE SQUAD							
11/12 vs. PIT						PRACTICE SQUAD							
11/26 vs. TEN						PRACTICE SQUAD							
12/3 @ JAX	1	0	0	0	0.0	0	0	0	0	0.0	0	0	
12/10 @ BUF	1	0	0	0	0.0	0	0	0	0	0.0	0	0	
12/14 vs. DEN													
12/23 @ BAL													
12/31 vs. HOU													
2017 TOTALS	2	0	0	0	0.0	0	0	0	0	0.0	0	0	

CAREER REGULAR SEASON STATISTICS

Year	RECEIVING					RUSHING						
	GP	GS	No.	Yards	Avg.	LG	TD	No.	Yards	Avg.	LG	TD
2017 IND	2	0	0	0	0.0	0	0	0	0	0.0	0	0
2016 CAK	PRACTICE SQUAD											
TOTAL	2	0	0	0	0.0	0	0	0	0	0.0	0	0

7

QB



JACOBY BRISSETT

6-4 • 235 • NORTH CAROLINA STATE

NFL EXP: 2 (1st Year with Colts)

HOW ACQUIRED: T – 2017 (NE)

BORN: 12/11/92

GP/GS (POSTSEASON): 16/14 (0/0)

CAREER TRANSACTIONS:

- Acquired by the Colts in a trade with the New England Patriots on September 2, 2017 in exchange for Phillip Dorsett.
- Selected by the Patriots in the third round (91st overall) of the 2016 NFL Draft.

2017 (COLTS):

- In a Week 1 loss at the Los Angeles Rams (9/10), entered the game in the fourth quarter and completed 2-of-3 passes for 51 yards. Connected with Donte Moncrief on a 50-yard reception, which set up Marlon Mack's three-yard touchdown run two plays later.
- Started at quarterback in a Week 2 loss against Arizona (9/17) and completed 20-of-37 passes for 216 yards and one interception.
- Completed 17-of-24 passes (70.8 percent) for 259 yards and one touchdown for a 120.0 passer rating in a Week 3 win against Cleveland (9/24). Added five rushes for 14 yards and two rushing scores. Became the first Colts quarterback since Andrew Luck in 2012 (vs. Cleveland 10/21/12 and at Jacksonville 11/8/12) to rush for multiple touchdowns in a single game. He also became the first Colts quarterback to rush for two touchdowns and throw for one touchdown in a single game dating back to October 20, 1974 when Bert Jones accomplished the feat.
- Started at quarterback in a Week 4 loss at Seattle (10/1) and completed 16-of-29 passes for 157 yards, one touchdown and one interception. Logged his second career touchdown pass on an 18-yard connection with Donte Moncrief in the second quarter to give the Colts a 15-10 lead.
- In a Week 5 win against San Francisco (10/8), started at quarterback and completed 22-of-34 passes for 314 yards and one interception for an 82.2 passer rating. He also rushed eight times for 14 yards and one touchdown. Threw his longest career pass in the fourth quarter when he found T.Y. Hilton for a 63-yard gain. He then capped the drive with a three-yard rushing touchdown to give the Colts a 23-9 lead in the fourth quarter.
- Completed 21-of-37 passes for 212 yards and one touchdown for an 82.3 passer rating in a Week 6

SINGLE-GAME HIGHS

ATT: 39 at CIN (10/29/17)
COMP: 25 at CIN (10/29/17)
YARDS: 314 vs. SF (10/8/17)
TDS: 2, three times (Last: vs. PIT 11/12/17)
LG: 80 at HOU (11/5/17)
RATING (MIN 5 ATT.): 122.6 at HOU (11/5/17)
RUSH: 8, two times (Last vs. SF 10/8/17)
YARDS: 48 vs. HOU (9/22/16)
TDS: 2 vs. CLE (9/24/17)
LG: 27t vs. HOU (9/22/16)

loss at Tennessee (10/16). He gave the Colts a 10-6 lead with his eight-yard touchdown pass to Jack Doyle in the second quarter.

- In a Week 7 loss against Jacksonville (10/22), completed 22-of-37 passes for 200 yards.
- Completed 25-of-39 passes for 233 yards, two touchdowns and one interception for an 86.8 passer rating in a Week 8 loss at Cincinnati (10/29). Gave the Colts a 10-3 lead in the second quarter with his 13-yard touchdown pass to tight end Jack Doyle. He then connected with Marlon Mack for a 24-yard touchdown in the third quarter to give Indianapolis a 20-17 advantage. The scores marked his first career game with multiple touchdown passes.
- Started at quarterback in a Week 9 win at Houston (11/5) and completed 20-of-30 passes for 308 yards, two touchdowns and no interceptions for a single-game career-best 122.6 passer rating. Gave the Colts a 7-0 lead with his 45-yard touchdown pass to T.Y. Hilton on the team's opening offensive drive. Gave the Colts a 17-7 advantage with his 80-yard touchdown throw to Hilton in the third quarter. The throw marked his longest career pass.
- In a Week 10 loss against Pittsburgh (11/12), completed 14-of-24 passes for 222 yards, two touchdowns and one interception for a 99.7 passer rating. Gave the Colts a 7-0 lead in the second quarter with his 60-yard touchdown pass to Donte Moncrief. Added his second touchdown pass of the game on a 61-yard connection to Chester Rogers on the team's first drive of the third quarter. The score gave the Colts a 17-3 advantage. It marked the longest passing touchdown the Steelers allowed

through the first 10 weeks. The throw was the fifth completion of 60-plus yards to a Colts receiver, which was the most in the NFL through the first 10 weeks.

- In a Week 12 loss against Tennessee (11/26), completed 17-of-29 passes for 196 yards for a 79.1 passer rating.
- Completed 21-of-36 passes for 174 yards, one touchdown and two interceptions for a 56.9 passer rating in a Week 13 loss at Jacksonville (12/3). Connected with T.Y. Hilton for a 40-yard touchdown in the third quarter to cut Jacksonville's lead to 24-10. It was his 10th touchdown pass of the season.
- In a Week 14 loss at Buffalo (12/10) completed 11-of-22 passes for 69 yards and one touchdown for a 72.0 passer rating. Found Jack Doyle for a three-yard touchdown with 1:16 left in the fourth quarter to take the game into overtime.

2016 (PATRIOTS):

- Started two of three games he saw action in and completed 34-of-55 passes for 400 yards while also running the ball 16 times for 83 yards and one touchdown. He finished the year with an 83.9 quarterback rating.
- Competed in a Week 2 victory over the Miami Dolphins (9/18) and completed 6-of-9 passes for 92 yards.
- Started and earned a victory vs. Houston (9/22) in a Week 3 matchup and completed 11-of-19 passes for 103 yards. He also ran the ball eight times for 48 yards and one touchdown.
- Started a Week 4 loss against the Buffalo Bills (10/2) and completed 17-of-27 throws for 205 yards. His longest pass of the day went for 58 yards and he finished the game with a passer rating of 86.2.

COLLEGE:

- Spent two of his collegiate seasons at the University of Florida from 2011-12 before transferring to North Carolina State in 2013. After sitting out the 2013 season, he played two seasons at North Carolina State (2014-15) and completed 458-of-765 passes for 5,268 yards in 26 games, all of which he started.
- In his 2015 senior season, threw for 2,662 yards and 20 touchdowns, which tied for the third most in the ACC, while completing 237-of-395 passes. Brissett also ran the ball 139 times for 370 yards and six touchdowns.
- Started all 13 games he saw action in during his 2014 redshirt junior season and completed 221-of-370 passes for 2,606 yards and 23 touchdowns. He also ran the ball 124 times for 529 yards and three touchdowns.
- Was one of three quarterbacks in college football to record 2,000 passing yards, 300 rushing yards, 20 passing touchdowns and less than five interceptions, with the other two being Marcus

Mariota and Brett Hundley.

- His 23 touchdowns in 2014 are the seventh-most in a season in school history.
- Threw 187 consecutive passes without an interception during the season, the seventh-longest streak in ACC history.
- The North Carolina State offense in 2014 finished third among ACC teams in total offense with 241.2 yards per game.
- Brissett's efficiency rating of 136.7 ranks fifth-best in single-season school history.
- Sat out the 2013 season after transferring from Florida.
- At Florida, saw action in 13 games and completed 41-of-74 passes for 455 yards and three touchdowns.
- In his 2012 season at Florida, played in five games (two starts) and completed 23-of-35 passes for 249 yards and one touchdown. He also rushed for one score.
- During his freshman campaign at Florida in 2011, took his first collegiate snap as the starter at Florida, becoming the first true freshman in school history to do so. Completed 18-of-39 passes for 206 yards and two touchdowns in two starts. He also rushed for two scores.

PERSONAL:

- Attended Dwyer High School in West Palm Beach, Fla.
- Participated in the 2011 U.S. Army All-American Bowl.
- Was ranked as the third-best quarterback in the nation among his 2011 recruiting class.
- Received Lou Groza Palm Beach County High School Player of the Year honors.
- Helped his team reach the state 4A semifinals with a 12-2 record in his season year after passing for 2,743 yards and 32 touchdowns and only one interception.
- Led Dwyer to its first state championship in his junior season.
- Majored in communication.
- A native of West Palm Beach, Fla.

GETTING TO KNOW JACOBY BRISSETT

Favorite team and/or athlete outside of football:

Carmelo Anthony and Kobe Bryant

Favorite musician and/or song:

Jay-Z

Hobbies outside of football:

I love watching TV

Favorite food:

Macaroni and cheese

Favorite vacation spot:

Home (Palm Beach)

If you could have lunch with three people,

living or dead, who would they be: Dr. Martin

Luther King, Jr., Michael Jordan and Warren Buffet

What's the one thing you couldn't live without:

Family

2017 GAME-BY-GAME STATISTICS

Date/Opp.	PASSING					RUSHING									
	GP	GS	Att.	Comp.	Yards	Pct.	Yds/Att.	TD	INT	LG	No.	Yards	Avg.	LG	TD
9/10 @ LAR	1	0	3	2	51	66.7%	17.0	0	0	50	0	0	0.0	0	0
9/17 vs. ARI	1	1	37	20	216	54.1%	5.8	0	1	20	6	22	3.7	11	0
9/24 vs. CLE	1	1	24	17	259	70.8%	10.8	1	0	61	5	14	2.8	8	2
10/1 @ SEA	1	1	29	16	157	55.2%	5.4	1	1	32	3	33	11.0	25	0
10/8 vs. SF	1	1	34	22	314	64.7%	9.2	0	1	83	8	14	1.8	5	1
10/16 @ TEN	1	1	37	21	212	56.8%	5.7	1	0	23	4	15	3.8	7	0
10/22 vs. JAX	1	1	37	22	200	59.5%	5.4	0	0	34	5	31	6.2	14	0
10/29 @ CIN	1	1	39	25	233	64.1%	6.0	2	1	24	1	6	6.0	6	0
11/5 @ HOU	1	1	30	20	308	66.7%	10.3	2	0	80	2	12	6.0	13	0
11/12 vs. PIT	1	1	24	14	222	58.3%	9.3	2	1	61	4	7	1.8	4	0
11/20 vs. TEN	1	1	29	17	196	58.6%	6.6	0	0	26	3	16	5.3	12	0
12/3 @ JAX	1	1	36	21	174	58.3%	4.8	1	2	40	6	36	6.0	12	0
12/10 @ BUF	1	1	22	11	69	50.0%	3.1	1	0	11	3	10	3.3	8	0
12/14 vs. DEN															
12/23 @ BAL															
12/31 vs. HOU															
2017 TOTALS	13	12	381	228	2,611	69.8%	6.9	11	7	80	80	216	4.3	25	3

CAREER REGULAR SEASON STATISTICS

Year	PASSING					RUSHING									
	GP	GS	Att.	Comp.	Yards	Pct.	Yds/Att.	TD	INT	LG	No.	Yards	Avg.	LG	TD
2017 IND	13	12	381	228	2,611	59.8%	6.9	11	7	80	50	216	4.3	25	3
2016 NE	3	2	55	34	400	61.8%	7.3	0	0	58	16	83	6.2	27	1
TOTAL	16	14	436	262	3011	60.1%	6.9	11	7	80	66	299	4.5	27	4

65

T



TYREEK BURWELL

6-6 • 310 • CINCINNATI

NFL EXP: 3 (1st Year with Colts)

HOW ACQUIRED: FA – 2017

BORN: 3/11/92

GP/GS (POSTSEASON): 16/0 (0/0)

CAREER TRANSACTIONS:

- Signed by the Colts to the active roster from the practice squad on November 2, 2017.
- Signed by the Colts to the practice squad on September 11, 2017.
- Released by the Los Angeles Chargers on September 3, 2017.
- Promoted to the San Diego Chargers active roster on November 14, 2016.
- Signed to the San Diego practice squad on November 8, 2016.
- Released by the Chargers on November 5, 2016.
- Promoted to the San Diego active roster on September 30, 2015.
- Signed to the Chargers practice squad on September 12, 2015.
- Released by the San Diego on September 10, 2015.
- Signed by the Chargers as an undrafted free agent on May 2, 2015.

2017 (COLTS):

- Was listed as active, but did not play in a Week 9 win at Houston (11/5).
- Listed as inactive for a Week 10 loss against Pittsburgh (11/12).
- Was inactive for a Week 12 loss against Tennessee (11/26).
- Listed as inactive for a Week 13 loss at Jacksonville (12/3).
- Was inactive for a Week 14 loss at Buffalo (12/10).

2016 (CHARGERS):

- Appeared in five games on the offensive line and did not allow a sack.
- Played one offensive series against New Orleans (10/2).

2015 (CHARGERS):

- Saw action in 11 games and allowed 3.0 sacks and one penalty on the year.
- Made his NFL debut in a 30-27 win against Cleveland (10/4).
- Subbed in at left tackle for the first time in his career at Baltimore (11/1).
- Was one of four undrafted free agents to make the Chargers 53-man roster coming out of training camp.

COLLEGE:

- Made four starts in 11 games as a senior after sitting out his junior year due to transfer rules.
- Played tight end at SUNY-Cortland from 2011-12 and caught one pass for a touchdown.

PERSONAL:

- Attended Whitman High in Huntington Station, N.Y.
- Garnered attention from collegiate programs by playing a variety of positions for the Wildcats.
- Majored in communications.
- Born in Hempstead, N.Y.

CAREER GP/GS (POSTSEASON):

2017 IND: 0/0

2016 SD: 5/0

2015 SD: 11/0

TOTAL: 16/0 (0/0)

20

S

DARIUS BUTLER



5-10 • 192 • CONNECTICUT

NFL EXP: 9 (6th Year with Colts)

HOW ACQUIRED: FA – 2012

BORN: 3/18/86

GP/GS (POSTSEASON): 121/40 (8/2)

CAREER TRANSACTIONS:

- Signed by the Colts as a free agent on September 25, 2012.
- Waived by the Carolina Panthers on August 31, 2012.
- Claimed off waivers (New England) by the Panthers on September 8, 2011.
- Waived by the New England Patriots on September 7, 2011.
- Selected by the Patriots in the second round (41st overall) of the 2009 NFL Draft.

2017 (COLTS):

- Started at safety in a Week 1 loss at the Los Angeles Rams (9/10) and totaled three solo tackles and one forced fumble.
- Listed as inactive for a Week 2 loss against Arizona (9/17).
- Finished with two tackles and one pass defended in a Week 3 win against Cleveland (9/24).
- In a Week 4 loss at Seattle (10/1), notched one tackle.
- Recorded four tackles (two solo) in a Week 5 win against San Francisco (10/8).
- Posted two solo tackles in a Week 6 loss at Tennessee (10/16).
- In a Week 7 loss against Jacksonville (10/22), finished with one tackle and one fumble recovery.
- Tallied three tackles and one forced fumble in a Week 8 loss at Cincinnati (10/29). Forced a fumble in the third quarter, which was recovered by teammate Jon Bostic. The turnover led to a Colts field goal. It was Butler's eighth career forced fumble.
- Finished with two tackles and one pass defended in a Week 9 win at Houston (11/5).
- Logged one tackle in a Week 10 loss against Pittsburgh (11/12).
- In a Week 12 loss against Tennessee (11/26), notched one pass defended.
- Started at free safety in a Week 13 loss at Jacksonville (12/3) and finished with three solo tackles.
- Finished with two solo tackles in a Week 14 loss at Buffalo (12/10).

2016 (COLTS):

- Played in 12 games (seven starts) and led the team

SINGLE-GAME HIGHS

TACKLES: 9 vs. JAX (10/4/15)

SACKS: 0.0

FF: 1, eight times (Last: at CIN 10/29/17)

FR: 1, five times (Last: at JAX 10/22/17)

INT: 2, two times (Last: vs. HOU 12/15/13)

PD: 3, two times (Last: vs. HOU 12/15/13)

with three interceptions in addition to totaling 34 tackles (28 solo), seven passes defended and one forced fumble.

- In a Week 2 loss at Denver (9/18), recorded one tackle, one interception and one pass defended. Grabbed the team's first interception of the season and the 13th of his career when he stepped in front of a Trevor Siemian pass in the second quarter. The interception led to a Colts field goal.
- Registered six solo tackles and added one forced fumble in a Week 5 victory against Chicago (10/9).
- Posted five tackles (three solo) in a Week 6 loss at Houston (10/16). Competed in his 100th career game.
- In a Week 9 win at Green Bay (11/6), started at cornerback and finished with two tackles, one interception and one pass defended. The interception also ended Aaron Rodgers' streak of consecutive passes without a pick (133).
- In a Week 13 victory at the New York Jets (12/5), tallied two solo tackles, two passes defended and one interception. Picked off Jets quarterback Ryan Fitzpatrick in the second quarter for the team's first takeaway of the game. The pick was the third for Butler on the season and the 15th of his career.

2015 (COLTS):

- Competed in 14 games (two starts) and finished with 49 tackles (37 solo), one interception, four passes defended and two forced fumbles.
- Earned AFC Defensive Player of the Week honors following a Week 9 performance against Denver.
- Started at left cornerback in the team's Week 1 loss at Buffalo and finished with eight tackles (four solo) and one forced fumble.
- In a Week 4 win against Jacksonville (10/4), totaled nine tackles (six solo) and one forced fumble.
- Totaled two tackles, one interception and one pass

defended in a Week 9 victory against Denver (11/8). Intercepted Peyton Manning at the six-minute mark in the fourth quarter, giving the Colts possession at the Broncos 49-yard line. Indianapolis never relinquished the ball as his pick sealed the 27-24 win. Earned AFC Defensive Player of the Week honors for his performance.

- Made his second start of the season at left cornerback in a Week 15 loss against Houston (12/20) and totaled four tackles (three solo).
- In a Week 17 win against Tennessee (1/3/16), compiled seven tackles (four solo) and 1.0 tackle for loss.

2014 (COLTS):

- Competed in 14 games (four starts) and recorded 47 tackles (41 solo), eight passes defended, two forced fumbles and one fumble recovery. In three postseason games, contributed with five tackles (four solo), one forced fumble and one pass defended.
- Made his first start of the season at cornerback in a Week 2 meeting against Philadelphia (9/15). Finished the game with five solo tackles and two passes defended.
- In a Week 3 victory at Jacksonville (9/21), compiled two tackles while adding one fumble recovery in the second quarter. The recovery led to Indianapolis' third touchdown of the game and a 30-0 lead at halftime.
- In a Week 8 loss at Pittsburgh (10/26), compiled a season-high seven tackles (five solo) and one forced fumble in the third quarter, which was recovered by safety Mike Adams. The Colts tallied a touchdown on the following drive.
- Registered three tackles and one pass defended in a Week 9 victory at the New York Giants (11/3). Was part of a defense that held the Giants to 89 rushing yards.
- In a Week 13 victory against Washington (11/30), finished with six solo tackles and one pass defended.
- Finished with five tackles and one pass defended starting at right cornerback in a Week 14 win at Cleveland (12/7). Was part of a secondary that held the Browns to 137 net passing yards.
- Tallied three solo tackles and forced a fumble in the fourth quarter of a Week 16

loss at Dallas (12/21). The fumble was recovered by teammate D'Qwell Jackson. The turnover stalled a potential Dallas scoring drive and gave Indianapolis the ball at their own 15-yard line.

- Competed at cornerback during the team's AFC Wild Card Playoff victory against Cincinnati (1/4/15) and totaled two tackles.
- In the team's AFC Divisional Playoff win at Denver (1/11/15), compiled two tackles, 1.0 tackle for loss and one pass defended.
- Started at free safety in the team's AFC Championship Game loss at New England (1/18/15) and finished with one tackle.

2013 (COLTS):

- Played in 16 games (seven starts) and recorded 52 tackles (43 solo), four interceptions (one returned for a touchdown), one fumble recovery and 15 passes defended. Also contributed with five special teams tackles.
- Saw action in the secondary and on special teams during the team's Week 2 loss against Miami (9/15). Finished the game with one tackle, one pass defended, one special teams stop and contributed with his first career punt return of nine yards.
- In a Week 4 victory against Jacksonville (9/29), intercepted a Blaine Gabbert pass and returned it 41 yards for a touchdown to give the Colts a 10-3 lead in the second quarter. It was the fourth interception return for a touchdown in his career. For the second consecutive year, he returned an interception for a touchdown against the Jaguars in Jacksonville. Also contributed with four solo tackles and two special teams stops.
- In a Week 5 victory against Seattle (10/6), made his first start of the season at cornerback and intercepted a Russell Wilson pass on Seattle's final drive of the game to help seal the win. The interception was the ninth of his career and his second in as many games. Also contributed with two tackles and two passes defended.
- Contributed with five tackles and three passes defended in a Week 7 victory against Denver (10/20). Was part of a secondary that held the Broncos and quarterback Peyton Manning to 2013 single-game first half lows in net yards (134) and net passing yards (101).
- Compiled two tackles and one pass defended in the team's Week 11



victory at Tennessee (11/14). Made two crucial plays in the fourth quarter on Tennessee's second to last drive of the game. On second down, dove to deflect a pass, which prevented a first down. On the next play tracked down Titans wide receiver Kendall Wright following an 11-yard reception and stopped him short of a first down to force a punt.

- Started his first game of the season at left cornerback in the team's Week 13 win against Tennessee (12/1). Led the secondary and tied a career-high with eight tackles (six solo) while adding one pass defended. Also contributed with one special teams tackle.
- Finished with one tackle, two interceptions and tied a career-high with three passes defended, starting at cornerback in a Week 15 victory against Houston (12/15). Intercepted his third pass of the season in the second quarter, which led to a Colts field goal and a 10-3 lead. His second interception of the game also came in the second quarter, marking his second career multiple-interception contest (11/18/12 at Jacksonville).
- Led the secondary and tied a career-high with eight tackles (six solo) while contributing with two passes defended and one fumble recovery starting at left cornerback in a Week 17 win against Jacksonville (12/29). The fumble recovery was his first of the season and the third of his career. It also led to a Colts touchdown on the ensuing offensive possession.
- Tallied five tackles (four solo) and one pass defended during the team's AFC Wild Card Playoff win against Kansas City (1/4/14).
- Started his first career postseason contest during the team's AFC Divisional Playoff loss at New England (1/11/14). Compiled four tackles (three solo) and one pass defended.

2012 (COLTS):

- Signed by the Colts as a free agent on September 25 and totaled 30 tackles (23 solo), seven passes defended, four interceptions, including two returned for touchdowns, one forced fumble and one fumble recovery in 11 games played (four starts). Added five special teams stops.
- Saw significant time in the secondary during a Week 9 contest against Miami (11/4) and totaled two tackles and one pass defended. Also added two special teams stops.
- Made his first start as a member of the Colts at Jacksonville (11/8) and contributed with four tackles, two interceptions and one fumble recovery. On his first interception in the third quarter, he returned the pick 11 yards for a touchdown. The interceptions were the fourth and fifth of his career and his first since 2009. It was the first two-interception, pick-six performance for a member of the Colts since December 7, 2008 and the first three takeaway game since 1986. Was named AFC Defensive Player of the Week for his performance.
- Started at right cornerback at New England (11/18)

MR. VERSATILITY

Darius Butler has played and started at multiple positions since joining the Colts in 2012. In 79 games with Indianapolis, Butler has started at both left and right cornerback, nickel and most recently in 2016 at free safety.



- and contributed with six tackles (four solo) and one forced fumble.
- Notched an interception, two tackles and one pass defended against Tennessee (12/9). The interception led to an Adam Vinatieri 40-yard field goal and gave the Colts a 27-23 lead.
- Intercepted a Brady Quinn pass on the Chiefs first offensive possession of the game and returned it 32 yards for a touchdown and a Colts 7-0 lead at Kansas City (12/23). The pick was the team's fourth interception return for a touchdown, the fourth pick of the season for Butler and his second interception return for a touchdown. Butler's four interceptions set a new career-high (previous best was three in 2009). The team's four interception returns for a touchdown also tied a franchise best (1959, '65, '68, '75 and '96).
- Saw action in the team's AFC Wild Card Playoff loss at Baltimore (1/6/13) and totaled four solo tackles.

2011 (PANTHERS):

- Played in 13 games (six starts) after being claimed off waivers from New England in September.
- Registered 29 tackles (26 solo) and seven passes defended, while adding two special teams tackles.

2010 (PATRIOTS):

- Played in 15 games (three starts), recording 28 tackles (26 solo) and six passes defended.
- Also saw action in one postseason contest against the New York Jets (1/16/11), where he made one solo tackle.

2009 (PATRIOTS):

- Played in 14 games (five starts).
- Posted 33 tackles (29 solo), three interceptions (one returned for a touchdown) and eight passes defended.
- Returned five kickoffs for 104 yards (20.8 avg.).
- Intercepted his first career pass when he picked off Kerry Collins in his first NFL start against Tennessee (10/18).

- At Houston (1/3/10), picked off a pass from quarterback Matt Schaub and returned it 91 yards for a touchdown. It was the fourth-longest interception return in New England Patriots history.
- Competed in the team's AFC Wild Card Playoff contest against Baltimore (1/10/10) and made one solo tackle.

COLLEGE:

- Started all 45 games he played in at Connecticut.
- Talled 180 tackles, three forced fumbles, 10 interceptions (two returned for touchdowns) and 26 passes defended.
- Averaged 25.6 yards on 35 kickoff returns with one touchdown.
- Earned First Team All-Big East Conference honors as a senior in 2008.
- Started 10 games and collected 40 tackles and four passes defended.
- Returned 20 kickoffs for 471 yards.
- Saw action on offense at wide receiver, scoring one receiving touchdown and one rushing touchdown.
- Started 13 games as a junior in 2007.
- Produced 54 tackles, two forced fumbles, two interceptions and seven passes defended.
- Tied for the team lead with four interceptions as a sophomore in 2006.
- As a freshman in 2005, ranked first on the team with

four interceptions and eight passes defended.

- Returned an interception 86 yards for a touchdown and a kickoff 90 yards for a score to become the first Husky to have a defensive and special teams touchdown in the same season.
- Redshirted as a true freshman in 2004.

PERSONAL:

- Attended Coral Springs (Fla.) Charter School.
- Takes part in the Colts Community Ticket Block program and donates gameday experience packages as part of the Darius Butler Foundation.
- Volunteered to package meals at the 2015 Colts Million Meal Marathon.
- In 2015, shopped for the holidays with underserved children as part of the Shop with a Colt event. Also participated in teammate Vontae Davis' holiday shopping event.
- Majored in sociology at Connecticut.
- A native of Tamarac, Fla.

GETTING TO KNOW DARIUS BUTLER

Favorite team and/or athlete outside of football:

Miami Heat and LeBron James

Favorite musician and/or song: Bob Marley - "Three Little Birds"

Hobbies outside of football: Playing basketball and playing cards

What is something interesting about you

that most people may not know: I was born in Frankfurt, Germany

Favorite food: Lasagna

Favorite vacation spot: Jamaica

If you could have lunch with three people, living or dead, who would they be: Barack Obama, Muhammad Ali and Bill Gates

Favorite movie: *Life*

What's the one thing you couldn't live without:

My massage therapist

2017 GAME-BY-GAME STATISTICS

Date/Opp.	GP	GS	Solo	Asst.	Total	Sacks	PD	FF	FR	INT	Yds	Avg.	LG	TD
9/10 @ LAR	1	1	3	0	3	0.0	0	1	0	0	0	0.0	0	0
9/17 vs. ARI	INACTIVE													
9/24 vs. CLE	1	0	1	1	2	0.0	1	0	0	0	0	0.0	0	0
10/1 @ SEA	1	0	1	0	1	0.0	0	0	0	0	0	0.0	0	0
10/8 vs. SF	1	0	2	2	4	0.0	0	0	0	0	0	0.0	0	0
10/16 @ TEN	1	0	2	0	2	0.0	0	0	0	0	0	0.0	0	0
10/22 vs. JAX	1	0	1	0	1	0.0	0	0	1	0	0	0.0	0	0
10/29 @ CIN	1	0	1	2	3	0.0	0	1	0	0	0	0.0	0	0
11/5 @ HOU	1	0	1	1	2	0.0	1	0	0	0	0	0.0	0	0
11/12 vs. PIT	1	0	1	0	1	0.0	0	0	0	0	0	0.0	0	0
11/26 vs. TEN	1	0	0	0	0	0.0	1	0	0	0	0	0.0	0	0
12/3 @ JAX	1	1	3	0	3	0.0	0	0	0	0	0	0.0	0	0
12/10 @ BUF	1	0	2	0	2	0.0	0	0	0	0	0	0.0	0	0
12/14 vs. DEN														
12/23 @ BAL														
12/31 vs. HOU														
2017 TOTALS	12	2	18	6	24	0.0	3	2	1	0	0	0.0	0	0

CAREER REGULAR SEASON STATISTICS

Year	GP	GS	Solo	Asst.	Total	Sacks	PD	FF	FR	INT	Yds	Avg.	LG	TD
2017 IND	12	2	18	6	24	0.0	3	2	1	0	0	0.0	0	0
2016 IND	12	7	28	6	34	0.0	7	1	0	3	19	6.3	19	0
2015 IND	14	2	37	12	49	0.0	4	2	0	1	0	0.0	0	0
2014 IND	14	4	41	6	47	0.0	8	2	1	0	0	0.0	0	0
2013 IND	16	7	43	9	52	0.0	15	0	1	4	79	19.8	41	1
2012 IND	11	4	23	7	30	0.0	7	1	1	4	101	25.3	51	2
2011 CAR	13	6	26	3	29	0.0	7	0	0	0	0	0.0	0	0
2010 NE	15	3	26	2	28	0.0	6	0	1	0	0	0.0	0	0
2009 NE	14	5	29	4	33	0.0	8	0	0	3	91	30.3	91	1
TOTAL	121	40	271	55	326	0.0	65	8	5	15	290	19.3	91	4

CAREER REGULAR SEASON RETURN STATISTICS

Year	GP	GS	PKR	FC	Yards	Avg.	LG	TD	KR	Yards	Avg.	LG	TD
2013 IND	2	0	1	0	9	9.0	9	0	0	0	0.0	0	0
2009 NE	14	5	0	0	0	0.0	0	0	5	104	20.8	26	0
TOTAL	16	5	1	0	9	9.0	9	0	5	104	20.8	26	0

CAREER POSTSEASON STATISTICS

Year	GP	GS	Solo	Asst.	Total	Sacks	PD	FF	FR	INT	Yds	Avg.	LG	TD
2014 IND	3	1	4	1	5	0.0	1	1	0	0	0	0.0	0	0
2013 IND	2	1	7	2	9	0.0	2	0	0	0	0	0.0	0	0
2012 IND	1	0	4	0	4	0.0	0	0	0	0	0	0.0	0	0
2010 NE	1	0	1	0	1	0.0	0	0	0	0	0	0.0	0	0
2009 NE	1	0	1	0	1	0.0	0	0	0	0	0	0.0	0	0
TOTAL	8	2	17	3	20	0.0	3	1	0	0	0	0.0	0	0

SPECIAL TEAMS TACKLES: 12 (2013 - 5, 2012 - 5, 2011 - 2)

74

T



ANTHONY CASTONZO

6-7 • 311 • BOSTON COLLEGE

NFL EXP: 7 (7th Year with Colts)

HOW ACQUIRED: D1 – 2011 (22nd overall)

BORN: 8/9/88

GP/GS (POSTSEASON): 102/102 (6/6)

CAREER TRANSACTIONS:

- Selected by the Colts in the first round (22nd overall) of the 2011 NFL Draft.

PRO CAREER:

- Has started all 102 games he has played in during his NFL career.
- Played and started in 66 consecutive games, dating back to his rookie season in 2011. His streak ended following a Week 11 victory at Atlanta on Nov. 22, 2015.
- Participated in 1,090 offensive plays in 2014, which led all NFL players.
- Assisted a Colts offense that set a franchise single-season record for net yards (6,506) and net passing yards (4,894) in 2014.
- Blocked for quarterback Andrew Luck (2012-14) who threw for the most passing yards (12,957) in the first three seasons of a quarterback's career in NFL history.
- Part of an offensive line that assisted the Colts in averaging 27.5 rushing attempts and 104.4 rushing yards per game in 2012.
- Caught his first career pass for a one-yard touchdown on Nov. 16, 2014 against New England. He was the first Colts offensive lineman to score a touchdown dating back to 2008.
- In 2016, opened rushing lanes for running back Frank Gore to log the team's first 1,000-yard rushing season dating back to 2007.

2017 (COLTS):

- Started at left tackle in a Week 1 loss at the Los Angeles Rams (9/10).
- In a Week 2 loss against Arizona (9/17), started at left tackle and blocked for an offense that generated 266 net yards.
- Provided time for Jacoby Brissett to rush for two touchdowns and throw for another starting at left tackle in a Week 3 win against Cleveland (9/24).
- Started at left tackle in a Week 4 loss at Seattle (10/1) and blocked for an offense that totaled 237 yards of net offense.
- In a Week 5 win against San Francisco (10/8), started at left tackle and was part of an offense that generated 447 net yards and 25 first downs.

- Blocked for a Colts offense that posted 297 net yards, starting at left tackle in a Week 6 loss at Tennessee (10/16). Also provided time for Jacoby Brissett to throw for 212 yards and one touchdown.
- Started at left tackle in a Week 7 loss against Jacksonville (10/22) and assisted a Colts offense that totaled 232 net yards.
- Started at left tackle and was part of an offensive line that allowed the Colts to record 331 net yards in a Week 8 loss at Cincinnati (10/29).
- In a Week 9 win at Houston (11/5), started at left tackle and provided time for the offense to record 371 net yards as Jacoby Brissett threw for 308 yards and two touchdowns.
- Started at left tackle in a Week 10 loss against Pittsburgh (11/12), and blocked for Jacoby Brissett to throw for 222 yards and two touchdowns as the team recorded 267 net yards.
- In a Week 12 loss against Tennessee (11/26), made his 100th career start at left tackle and blocked for an offense that logged 254 net yards.
- Provided time for the offense to record 290 net yards starting at left tackle in a Week 13 loss at Jacksonville (12/3).
- In a Week 14 loss at Buffalo (12/10), blocked for Frank Gore to set a new single-game career-high with 36 rushing attempts totaling 130 yards.

2016 (COLTS):

- Started all 16 games at left tackle for the fourth time in his career. Blocked for a Colts offense that ranked tied for fifth in the NFL in passing yards per game (262.6), seventh in points scored (397) and 10th in yards per game (364.4). Opened rushing lanes for running back Frank Gore who logged the team's first 1,000-yard rushing season dating back to 2007.
- Started at left tackle in a Week 1 loss against Detroit (9/11) and blocked for an offense that posted 450 net yards as quarterback Andrew Luck logged 385 passing yards and four touchdowns.
- Assisted the Colts offense in totaling 410 net yards starting at left tackle in a Week 3 win against San Diego (9/25).
- In a Week 6 loss at Houston (10/16), started at left tackle and blocked for running back Frank Gore who logged the team's first 100-yard game (106) in 55

consecutive regular season games.

- Blocked for a Colts offense that totaled 422 net yards, starting at left tackle in a Week 7 win at Tennessee (10/23). Assisted Andrew Luck who threw for 353 yards and three touchdowns.
- In a Week 13 win at the New York Jets (12/5), started at left tackle and blocked for a Colts offense that generated 421 yards (282 passing and 139 rushing).
- Started at left tackle in a Week 15 victory at Minnesota (12/18) and opened lanes for 161 net rushing yards, including 101 from Frank Gore. Also blocked for Andrew Luck who threw for 250 yards and two touchdowns.

2015 (COLTS):

- Started 13 games at left tackle and was inactive for another three contests due to injury. Blocked for a Colts offense that totaled 5,142 yards of net offense and assisted running back Frank Gore who posted the most rushing yards in a season for a Colts running back (967) dating back to 2007.
- Assisted a Colts offense that totaled 378 net yards starting at left tackle in a Week 3 win at Tennessee (9/27). Opened rushing lanes for Frank Gore to compile 86 yards and two rushing touchdowns.
- Started at left tackle in a Week 4 victory against Jacksonville (10/4) and provided time for Matt Hasselbeck to complete 30 passes for 282 yards and one touchdown as the offense compiled 326 net yards.
- Opened rushing lanes for running back Frank Gore to total 98 rushing yards and one touchdown in a Week 5 win at Houston (10/8). The 98 yards were the most for a Colts running back in a single game dating back to 2012. Also blocked for quarterback Matt Hasselbeck who threw for 213 yards and two touchdowns.
- Started at left tackle in a Week 6 loss against New England (10/18) and blocked for a Colts offense that topped 400 net yards (409) for the first time all season. Provided time for quarterback Andrew Luck to throw for 312 yards and three touchdowns.
- In a Week 7 loss against New Orleans (10/25), started at left tackle

QUICK HITS

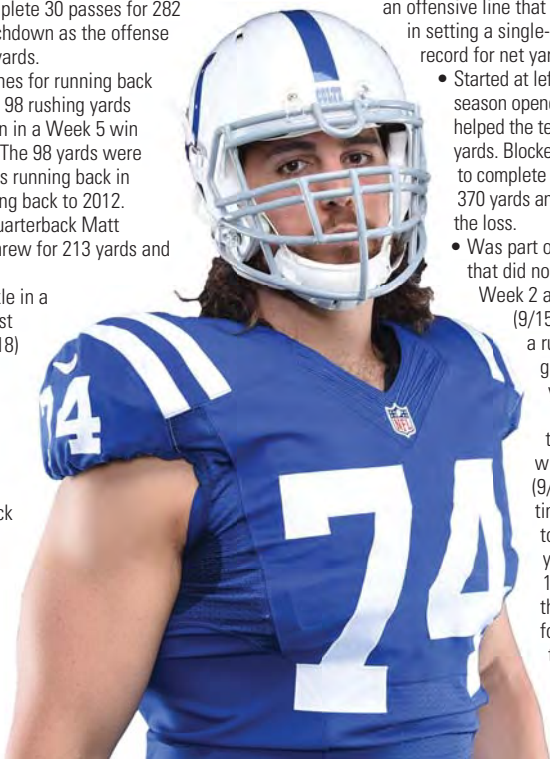
Castonzo participated in 1,090 offensive plays in 2014, which led all NFL players. He played and started in 66 consecutive games, dating back to his rookie season in 2011. The streak ended following a Week 11 victory at Atlanta in 2015.

and assisted an offense that totaled 376 yards as quarterback Andrew Luck totaled 333 passing yards and three touchdowns.

- Provided time for quarterback Andrew Luck to throw for 252 yards and two touchdowns starting at left tackle in a Week 9 victory against Denver (11/8). Also opened rushing lanes for Frank Gore to finish with 83 yards and one touchdown on 28 carries.
- Started at left tackle and blocked for quarterback Matt Hasselbeck who completed 23-of-32 passes for 213 yards and two touchdowns in a Week 11 win at Atlanta (11/22).
- In a Week 17 victory against Tennessee (1/3/16), started at left tackle and assisted a Colts offense that logged 327 yards. Provided time for quarterbacks Josh Freeman and Ryan Lindley to throw for 207 combined yards and two touchdowns.

2014 (COLTS):

- Started all 16 regular season games and three postseason contests at left tackle. Was part of an offensive line that assisted the offense in setting a single-season franchise record for net yards (6,506).
 - Started at left tackle in the season opener at Denver (9/7) and helped the team compile 408 net yards. Blocked for Andrew Luck to complete 35-of-53 passes for 370 yards and two touchdowns in the loss.
 - Was part of an offensive line that did not allow a sack in Week 2 against Philadelphia (9/15). Helped block for a rushing attack that generated 169 net yards.
 - Started at left tackle in a Week 3 win at Jacksonville (9/21) and provided time for the offense to finish with 529 net yards (385 passing, 144 rushing), which is the 10th highest total for a single game in team history. Blocked for Andrew Luck to tie a single-game career-high with four passing



touchdowns.

- Was part of an offensive line that did not allow a sack in a Week 4 victory against Tennessee (9/28). Blocked for a Colts offense that netted 498 yards as Andrew Luck tied his single-game career-high with four touchdown passes.
- Started at left tackle in a Week 5 victory against Baltimore (10/5). Blocked for a Colts offense that totaled 432 net yards as the line allowed only 1.0 sack. Provided time for Andrew Luck to throw for 312 yards and one touchdown.
- Started his 50th consecutive game at left tackle and assisted a Colts offense that totaled 456 net yards in a Week 6 victory at Houston (10/9). Blocked for quarterback Andrew Luck to throw for 370 yards and three touchdowns as wide receiver T.Y. Hilton compiled 223 yards and one score.
- In a Week 7 victory against Cincinnati (10/19), started at left tackle and provided time for the Colts to record 506 net yards and 27 first downs. Assisted Andrew Luck who threw for his franchise-tying fifth consecutive 300-plus yard passing performance (344).
- Started at left tackle in a Week 9 win at the New York Giants (11/3) and assisted a Colts offense that totaled 443 net yards as Andrew Luck tied his then single-game career-high with four passing touchdowns. Was part of an offensive line that allowed only 1.0 sack.
- In a Week 11 loss against New England (11/16), started at left tackle and blocked for Andrew Luck to record his eighth consecutive game with 300-plus passing yards. Caught his first career pass, which went for a one-yard touchdown in the fourth quarter. It was the first touchdown from a Colts offensive lineman dating back to Dec. 28, 2008 when Jamey Richard recovered a fumble for a touchdown against the Tennessee Titans.
- Started at left tackle and helped the offense total 389 yards of net offense in a Week 12 victory

against Jacksonville (11/23). The team's 175 rushing yards was the highest total of the season and the most dating back to a Sept. 22, 2013 win at San Francisco (184).

- Blocked for a Colts offense that compiled 487 net yards starting at left tackle in a Week 13 win against Washington (11/30). It was the team's ninth 400-plus net yard performance, which set a franchise single-season record. Provided time for Andrew Luck to throw for 370 yards as he set a career-high with five touchdown passes.
- Started at left tackle in a Week 17 victory at Tennessee (12/28) and blocked for Andrew Luck to set a franchise single-season record in passing yards (4,761) as the Colts totaled 378 yards of net offense.
- In the team's AFC Wild Card Playoff victory against Cincinnati (1/4/15), was part of an offensive line that assisted the team in compiling 482 net yards, the third-highest total for a single postseason game in franchise history. The unit allowed only 1.0 sack and blocked for Andrew Luck to throw for 376 yards and one touchdown.
- Started at left tackle in the team's AFC Divisional Playoff win at Denver (1/11/15) and was part of an offensive line that did not allow a sack as the team compiled 364 net yards. Blocked for Andrew Luck to throw for 265 yards while adding two touchdown passes.
- In the team's AFC Championship Game loss at New England (1/18/15), started at left tackle and blocked for the Colts to total 209 yards of net offense.

2013 (COLTS):

- Started all 16 games at left tackle for the second consecutive year. Provided time for the Colts to average 341.8 net yards per game, which included a 108.9 rushing average, the team's highest mark since 2006.
- In the team's Week 3 win at San Francisco (9/22), blocked for Indianapolis' leading rusher, Ahmad

75TH ANNIVERSARY USO TRIP TO JAPAN

On the heels of kicking off its 75th anniversary and Super Bowl 50, both the USO and NFL celebrated another milestone, which was their 50-year partnership. To mark the longstanding relationship, the organization deployed their first USO/NFL team-themed tour of the year when Castonzo, Head Coach Chuck Pagano and three teammates visited service members and military families stationed in Japan in February of 2016. The group visited eight military bases, traveled aboard a naval ship, toured the newly opened USO Camp Kinser and participated in a 75th anniversary USO celebration at USO Camp Hanson.



Bradshaw (95 yards). Also provided time for quarterback Andrew Luck to throw for 159 yards on 17 completions.

- Blocked for a Colts rushing attack that totaled 157 net yards in a 37-3 victory at Jacksonville (9/29). It marked the fourth consecutive game the team topped the 100-yard rushing plateau. Also provided time for quarterback Andrew Luck to compile 257 passing yards on 21 completions.
- Blocked for a Colts offense that registered 317 net yards in a Week 5 victory against Seattle (10/6). Provided time for quarterback Andrew Luck to complete 16 passes for 229 yards and two touchdowns, including a 73-yard touchdown strike to wide receiver T.Y. Hilton.
- In a Week 7 victory against Denver (10/20), assisted quarterback Andrew Luck in throwing for 228 yards and three touchdowns while blocking for Luck's third quarter rushing touchdown. Also opened rushing lanes for the Colts to tally 121 yards as a team marking the sixth game of the season Indianapolis finished with 100-plus rushing yards.
- Opened rushing lanes for the Colts to record their seventh 100-plus rushing yard game (137) of the season in a win at Tennessee (11/14). Also assisted quarterback Andrew Luck in throwing for 232 yards en route to the team's 366 net yard performance.
- Blocked for a Colts offense that registered its eighth 100-yard rushing contest of the season in a 22-14 win against Tennessee (12/1). Also provided time for quarterback Andrew Luck to throw for 200 yards in the victory.
- Was part of an offensive line that did not allow a sack and blocked for quarterback Andrew Luck to throw for 326 yards and four touchdowns in a Week 14 loss at Cincinnati (12/8).
- In a Week 15 win against Houston (12/15), blocked for the Colts to register 152 rushing yards, the team's ninth 100-plus-yard rushing performance of the season. Provided time for quarterback Andrew Luck to throw for 180 yards and two touchdowns in the win.
- In a Week 16 win at Kansas City, started at left tackle and opened rushing lanes for an offense that recorded 135 yards, which was the team's 10th 100-yard rushing performance this season. Also blocked for quarterback Andrew Luck to throw for 241 yards and one touchdown.
- Started at left tackle during the team's AFC Wild Card Playoff win against Kansas City (1/4/14) and was part of an offensive line that allowed only 1.0 sack while assisting a Colts offense that recorded 536 total net yards, which set a franchise record for a postseason game and tied for the ninth-most in NFL postseason history. Also blocked for quarterback Andrew Luck who threw for 443 yards and four touchdowns, which were both the second-highest totals for a postseason game in team history.
- In the team's AFC Divisional Playoff loss at New England (1/11/14), started at left tackle and provided

time for a Colts offense that totaled 386 net yards as quarterback Andrew Luck threw for 331 yards and two touchdowns in the loss.

2012 (COLTS):

- Started all 16 games at left tackle.
- Blocked for quarterback Andrew Luck who set season highs in completions (31), attempts (55) and passing yards (362) against Green Bay (10/7).
- Blocked for a Colts rushing attack that totaled 148 yards against Cleveland (10/21).
- Paved the way for the Colts to generate a season-high 171 rushing yards en route to 457 net yards at Tennessee (10/28).
- Provided time for the Colts to total 516 net yards, including Andrew Luck's career-high 433 passing yards in a 23-20 Week 9 victory over Miami (11/4).
- Helped the Colts total 459 yards of net offense at Detroit (12/2). Provided time for quarterback Andrew Luck who threw for 391 yards and four touchdowns in the victory.
- Opened rushing lanes for running back Vick Ballard to post his first career 100-yard outing at Houston (12/16).
- Blocked for quarterback Andrew Luck to throw for 205 yards and set a new NFL single-season record for passing yards by a rookie quarterback in a playoff-clinching victory at Kansas City (12/23).
- Made a start at left tackle at Baltimore (1/6/13) in his first career playoff game. Provided time for the Colts to generate 419 net yards, including 91 rushing yards by running back Vick Ballard.

2011 (COLTS):

- In his rookie season, started all 12 games he participated in at left tackle and was inactive for another four. Was not flagged for a single holding penalty during the season.
- Made his NFL debut at Houston (9/11).
- Opened holes for running backs Joseph Addai and Delone Carter to combine for 25 carries for 110 yards (4.4 avg.) against Cleveland (9/18).
- Blocked for running back Joseph Addai to rush 17 times for 86 yards against Pittsburgh (9/25). Was part of an offensive line that allowed only 1.0 sack.
- Provided time for quarterback Dan Orlovsky to set a career-high and Colts season-high with 353 passing yards at New England (12/4).
- Opened running lanes for the Colts to set a season-high in rushing yards (205) while running back Donald Brown set a career-high with 161 yards against Tennessee (12/18).

COLLEGE:

- Set a school record with 54 career starts on the offensive line at Boston College.
- Was a team captain as a senior and allowed only 1.0 sack during the season. Helped running back Montel Harris lead the conference in rushing while Boston College running backs totaled nine 100-plus

yard outings.

- Was an All-America third-team selection by The Associated Press and an All-Atlantic Coast Conference first-team pick.
- As a junior, allowed only 1.0 sack and was an All-ACC first-team selection and *SI.com* honorable mention All-America choice.
- Was a Second Team All-ACC selection and All-Sophomore first-team choice by the *College Football News* in his second year.
- Started every game as a true freshman and was an All-ACC Freshman Team pick by *Sporting News*.
- Holds a degree in biochemistry.
- Was a Rhodes Scholarship candidate, a National Football Foundation National Scholar-Athlete and a finalist for the William V. Campbell Trophy and Lowe's Senior CLASS Award.

PERSONAL:

- Attended Lake Zurich (Ill.) High School and competed at offensive tackle and defensive tackle while playing basketball and earning all-conference honors in discus.
- Was an Illinois State Athletic Scholar.
- His father, Bill, played football at Illinois and brother, Bill, Jr., played at Drake.
- Regularly supports Riley Hospital for Children through the Miracle Ride and visits to patients.
- Celebrated the USO's 75th anniversary and the 50th anniversary between the organization and the NFL when he traveled to Japan to visit servicemen and women in February of 2016.
- Participated in the Colts annual playground build.
- Takes part as a Colts Community Ticket Block sponsor.
- Supports the Colts holiday shopping spree for low-income youth.
- Has participated in the team's Riley Hospital Caroling event where he sings carols and distributes gifts to patients at the hospital.
- Supports Kids' Voice of Indiana and was the host for the 2013 Golf Classic.
- Has volunteered at the Humane Society of Indianapolis.
- Was a drill leader for the Riley Hospital Change the Play Kickoff event.
- Born in Hawthorn Woods, Ill.

CAREER GP/GS (POSTSEASON):

2017 IND: 13/13

2016 IND: 16/16

2015 IND: 13/13

2014 IND: 16/16 (3/3)

2013 IND: 16/16 (2/2)

2012 IND: 16/16 (1/1)

2011 IND: 12/12

TOTAL: 102/102 (6/6)

GETTING TO KNOW ANTHONY CASTONZO

Favorite team and/or athlete outside of football:

Chicago Bulls

Favorite music: Anything but country

Hobbies outside of football: Cooking, eating and anything with food. Also movies.

Favorite food: Mom's Sunday red gravy

Favorite movie: *The Godfather: Part II*

What's the one thing you couldn't live without:

Water

62

T



Le'RAVEN CLARK

6-5 • 311 • TEXAS TECH

NFL EXP: 2 (2nd Year with Colts)

HOW ACQUIRED: D3 – 2016 (82nd overall)

BORN: 4/22/93

GP/GS (POSTSEASON): 20/6 (0/0)

CAREER TRANSACTIONS:

- Selected by the Colts in the third round (82nd overall) of the 2016 NFL Draft.

2017 (COLTS):

- Saw action as a reserve offensive lineman and on special teams in a Week 1 loss at the Los Angeles Rams (9/10).
- Competed on special teams in a Week 2 loss against Arizona (9/17).
- Participated on special teams in a Week 3 win against Cleveland (9/24).
- In a Week 4 loss at Seattle (10/1), saw action on special teams.
- Played on special teams in a Week 5 win against San Francisco (10/8).
- Started his first game of the season at right guard in a Week 6 loss at Tennessee (10/16). Blocked for an offense that recorded 297 net yards.
- In a Week 7 loss against Jacksonville (10/22), started at right guard and assisted an offense that totaled 232 net yards.
- Started at right guard in a Week 8 loss at Cincinnati (10/29) and helped the offense generate 331 net yards.
- Competed on special teams in a Week 9 win at Houston (11/5).
- Listed as inactive for a Week 10 loss against Pittsburgh (11/12).
- Competed on special teams in a Week 12 loss against Tennessee (11/26).
- Saw action on special teams in a Week 13 loss at Jacksonville (12/3).
- Was a tackle-eligible receiver and played on special teams in a Week 14 loss at Buffalo (12/10).

2016 (COLTS):

- Competed in eight games and started three contests at right tackle in his rookie season. Was part of an offensive line that assisted Frank Gore in rushing for the team's first 1,000-yard season since 2007.
- Made his NFL debut in a Week 1 loss against Detroit (9/11) and saw action on special teams.
- Made his first career NFL start at right tackle in a Week 15 victory at Minnesota (12/18). Opened lanes for the Colts to total 161 net rushing yards, including

101 from Frank Gore. Provided time for Andrew Luck to throw for 250 yards and two touchdowns.

- Started at right tackle in a Week 16 loss at Oakland (12/24) and was part of an offensive line that did not allow a sack for the second consecutive week. Blocked for Andrew Luck who threw for 288 yards and two touchdowns.
- In a Week 17 victory against Jacksonville (1/1/17), started at right tackle and provided time for Andrew Luck to throw for 321 yards and two touchdowns as Frank Gore eclipsed 1,000 rushing yards for the season.

COLLEGE:

- Anchor of the Red Raider offensive line that started all 51 games of his four-year collegiate career.
- Earned Second Team All-America honors from CBS

FURNITURE HANDYMAN

In his spare time, Le'Raven Clark is skilled in making furniture. Some of his more recent pieces include a horseshoe side table and a coffee table.



Sports following his senior season.

- Was tabbed a three-time All-Big 12 first-team selection by The Associated Press in each of his three seasons playing at left tackle from 2013-15.
- In 2015, served as one of five team captains and started all 13 games at left tackle en route to earning Second Team All-America honors from CBS Sports.
- Was named a First Team All-Big 12 choice for the third consecutive season by the league's coaches, ESPN and The Associated Press.
- Started 12 games at left tackle in 2014, helping to pave the way for Texas Tech's first 1,000-yard rusher (DeAndre Washington) since 2008.
- Earned All-Big 12 first-team honors for the second straight year.
- Moved over to left tackle from the right guard position in 2013 and started all 13 games there.
- Earned First Team All-Big 12 honors from The Associated Press and All-Big 12 second-team honors from the league's coaches in 2013.
- Played guard his freshman year in 2012 and earned First Team Freshman All-America honors from the Football Writers Association of America.
- Started 13 games at right guard and was part of an offensive line that helped pave the way for Red Raider running backs to rush for 1,674 yards during the regular season.
- Redshirted his initial collegiate season in 2011 and was a member of the scout team.

- Majored in general studies at Texas Tech.
- A native of Rockdale, Texas.

CAREER GP/GS (POSTSEASON):

2017 IND: 12/3

2016 IND: 8/3

TOTAL: 20/6

PERSONAL:

- Attended Rockdale (Texas) High School where he was named an Under Armour All-American.
- Ranked as a four-star prospect by *Scout.com* and a three-star recruit by *Rivals.com* and *ESPN.com*.
- Tabbed an all-state selection as a senior.
- Earned District 23-3A honors on both the offensive and defensive lines his junior and senior years.
- Visted Kokomo, Ind. following tornadoes that hit the area in 2016, met with locals and helped load donated food working with the Red Cross.
- Volunteered his time at the team's Hometown Huddle event and participated in fitness activities with kids.
- Read books to local elementary students as part of the Colts Day in Schools event.
- Assisted with the Colts Hunger Relief event and packed meals during the Million Meal Marathon.

GETTING TO KNOW Le'RAVEN CLARK

Favorite team and/or athlete outside of football: Team USA and Rodney Brown

Favorite musician and/or song: Lil Boosie

Hobbies outside of football: Fishing, hunting and furniture making

What is something interesting about you that

most people may not know: I make furniture

Favorite food: Cornbread and milk

Favorite vacation spot: My home of Rockdale, Texas

If you could have lunch with three people, living or dead, who would they be: Bill Dance, Bernie Mac and Red Foxx

Favorite movie: *Forrest Gump*

What's the one thing you couldn't live without: Football

47

TE



DARRELL DANIELS

6-3 • 246 • WASHINGTON

NFL EXP: Rookie

HOW ACQUIRED: FA – 2017

BORN: 11/22/94

GP/GS (POSTSEASON): 9/1 (0/0)

CAREER TRANSACTIONS:

- Signed by the Colts as an undrafted free agent on May 4, 2017.

2017 (COLTS):

- Competed on special teams in his NFL debut with the Colts during a Week 1 loss at the Los Angeles Rams (9/10).
- In a Week 2 loss against Arizona (9/17), competed on offense and on special teams and finished with one special teams stop.
- Caught his first career pass for a six-yard gain in a Week 3 win against Cleveland (9/24).
- Made his first career start at tight end in a Week 4 loss at Seattle (10/1) and was targeted on two passes.
- In a Week 5 victory against San Francisco (10/8), caught one pass for 13 yards.
- Participated on special teams in a Week 6 loss at Tennessee (10/16) and finished with one tackle.
- Caught one pass for seven yards in a Week 7 loss against Jacksonville (10/22).
- In a Week 8 loss at Cincinnati (10/29), saw action at tight end and on special teams, but did not finish with a catch. Added one tackle on special teams.
- Saw action on special teams in a Week 9 win at Houston (11/5).
- Competed at tight end and on special teams in a Week 10 loss against Pittsburgh (11/12).
- Listed as inactive for a Week 12 loss against Tennessee (11/26).
- Was inactive for a Week 13 loss at Jacksonville (12/3).
- Listed as inactive for a Week 14 loss at Buffalo (12/10).

COLLEGE:

- Played in 49 games (18 starts) at Washington and tallied 47 receptions for 728 yards and five touchdowns.
- In 2016, was named an All-Pac-12 honorable mention selection after playing in all 14 games (six starts) and catching 17 passes for 307 yards and three touchdowns. Helped lead the Huskies to a 12-2 record, a Pac-12 championship and an appearance in the College Football Playoff.
- Appeared in all 13 games (eight starts) in 2015 and compiled 19 receptions for 250 yards and one

SINGLE-GAME HIGHS

REC: 1, three times (Last vs. JAX 10/22/17)

YARDS: 13 vs. SF (10/8/17)

TDS: 0

LG: 13 vs. SF (10/8/17)

RUSH: 0

YARDS: 0

TDS: 0

LG: 0

touchdown.

- In 2014, saw action in 11 games (four starts) and caught 11 passes for 171 yards and one touchdown.
- As a true freshman in 2013, played in 11 games primarily on special teams.

PERSONAL:

- Attended Freedom High School in Oakley, Calif. where he was named the Bay Valley Athletic League Co-MVP and earned First Team All-East Bay at wide receiver and Second Team All-East Bay on defense.
- Listed on the *San Francisco Chronicle's* All-Metro first-team as a receiver.
- Played in the Semper Fidelis All-American Bowl following his senior season.
- Listed as nation's No. 99 overall prospect by *MaxPreps.com*, No. 154 by *Scout.com* and No. 150 by *ESPN.com*.
- A native of Pittsburg, Calif.

GETTING TO KNOW DARRELL DANIELS

Favorite musician and/or song: Meek Mill

Hobbies outside of football: Video games

What is something interesting about you that most people may not know: My name is pronounced 'Duh-rell' not Dare-uhl"

Favorite food: Chicken

If you could have lunch with three people, living or dead, who would they be: Barack

Obama, Jay-Z and Jesus

What's the one thing you couldn't live without: Football

2017 GAME-BY-GAME STATISTICS

Date/Opp.	RECEIVING					RUSHING						
	GP	GS	No.	Yards	Avg.	LG	TD	No.	Yards	Avg.	LG	TD
9/10 @ LAR	1	0	0	0	0.0	0	0	0	0	0.0	0	0
9/17 vs. ARI	1	0	0	0	0.0	0	0	0	0	0.0	0	0
9/24 vs. CLE	1	0	1	6	6.0	6	0	0	0	0.0	0	0
10/1 @ SEA	1	1	0	0	0.0	0	0	0	0	0.0	0	0
10/8 vs. SF	1	0	1	13	13.0	13	0	0	0	0.0	0	0
10/16 @ TEN	1	0	0	0	0.0	0	0	0	0	0.0	0	0
10/22 vs. JAX	1	0	1	7	7.0	7	0	0	0	0.0	0	0
10/29 @ CIN	1	0	0	0	0.0	0	0	0	0	0.0	0	0
11/5 @ HOU	1	0	0	0	0.0	0	0	0	0	0.0	0	0
11/12 vs. PIT	1	0	0	0	0.0	0	0	0	0	0.0	0	0
11/26 vs. TEN	INACTIVE											
12/3 @ JAX	INACTIVE											
12/10 @ BUF	INACTIVE											
12/14 vs. DEN												
12/23 @ BAL												
12/31 vs. HOU												
2017 TOTALS	10	1	3	26	8.7	13	0	0	0	0.0	0	0

CAREER REGULAR SEASON STATISTICS

Year	RECEIVING					RUSHING						
	GP	GS	No.	Yards	Avg.	LG	TD	No.	Yards	Avg.	LG	TD
2017 IND	10	1	3	26	8.7	13	0	0	0	0.0	0	0
TOTAL	10	1	3	26	8.7	13	0	0	0	0.0	0	0

SPECIAL TEAMS TACKLES: 3 (2017 - 3)

35

CB



PIERRE DESIR

6-2 • 198 • LINDENWOOD

NFL EXP: 4 (1st Year with Colts)

HOW ACQUIRED: W – 2017 (SEA)

BORN: 9/8/90

GP/GS (POSTSEASON): 33/13 (0/0)

CAREER TRANSACTIONS:

- Claimed off waivers by the Colts (Seattle) on September 3, 2017.
- Waived by the Seattle Seahawks on September 2, 2017.
- Signed by the Seahawks as a free agent on January 16, 2017.
- Waived by the San Diego Chargers on October 29, 2016.
- Signed by the Chargers as a free agent on October 25, 2016.
- Waived by San Diego on October 22, 2016.
- Claimed off waivers by the Chargers (Cleveland) on September 4, 2016.
- Waived by the Cleveland Browns on September 3, 2016.
- Selected by the Browns in the fourth round (127th overall) of the 2014 NFL Draft.

2017 (COLTS):

- Was inactive for a Week 1 loss at the Los Angeles Rams (9/10).
- Was active, but did not play in a Week 2 loss against Arizona (9/17).
- Made his first start of the season at right cornerback in a Week 3 win against Cleveland (9/24) and totaled six tackles (one solo) and one pass defended.
- In a Week 4 loss at Seattle (10/1), competed in the secondary and on special teams, but did not record a tackle.
- Finished with one tackle in a Week 5 victory against San Francisco (10/8).
- Saw action at cornerback and on special teams in a Week 6 loss at Tennessee (10/16).
- Listed as inactive for a Week 7 loss against Jacksonville (10/22).
- Started at left cornerback in a Week 8 loss at Cincinnati (10/29) and finished with four tackles (three solo).
- In a Week 9 win at Houston (11/5), started at right cornerback and totaled three tackles (two solo) and three passes defended.
- Started at left cornerback in a Week 10 loss against Pittsburgh (11/12) and totaled eight tackles (six

SINGLE-GAME HIGHS

TACKLES: 12 vs. DEN (10/18/15)

SACKS: 0.0

FF: 0

FR: 0

INT: 1 vs. PIT (11/12/17)

PD: 3, two times (Last: at HOU 11/5/17)

- solo), one interception and two passes defended. On Pittsburgh's first drive the game, notched his first career interception when he picked off Ben Roethlisberger on a deep pass intended for Martavis Bryant.
- In a Week 12 loss against Tennessee (11/26), started at right cornerback and tallied seven tackles (five solo).
 - Started at right cornerback in a Week 13 loss at Jacksonville (12/3) and compiled three tackles and one pass defended.
 - Placed on injured reserve on December 4.

2016 (CHARGERS):

- Saw action in five games and recorded three tackles and one pass defended.

2015 (BROWNS):

- Played in 14 games (six starts) and tallied 36 tackles (29 solo) and five passes defended.
- In a Week 4 loss at San Diego (10/4), started at left cornerback and registered five tackles (four solo) and a season-high three passes defended.
- In a Week 6 overtime loss to Denver (10/18), started at left cornerback and recorded a season-high 12 tackles (10 solo) and one pass defended.

2014 (BROWNS):

- Played in five games (one start) and tallied nine solo tackles and two passes defended.
- Received his first career start in a Week 16 loss to Carolina and recorded a season-high seven solo tackles and two passes defended.

COLLEGE

- Played in 21 games in two seasons at Lindenwood (2012-13) and totaled 93 tackles (66 solo), 3.5

tackles for loss, 1.0 sack, 30 passes defended, 13 interceptions, one interception returned for a touchdown, 154 interception return yards, one forced fumble and one fumble recovery.

- In 2013, played in nine games and registered 33 tackles (27 solo), 1.0 tackles for loss, 12 passes defended, four interceptions, one fumble forced and one fumbled recovery.
- In 2012, started in all 12 games and tallied 60 tackles (39 solo), 2.5 tackles for loss, 1.0 sack, 18 passes defended (tied for NCAA Division II lead), nine interceptions (most in the MIAA) and one interception returned for a touchdown.
- Prior to transferring to Lindenwood, played for two seasons at Washburn University where he ranks third all-time in school history with 12 career interceptions.
- At Washburn in 2010, recorded 46 tackles, 5.5 tackles for loss, 2.0 sacks, five interceptions, one fumble recovery and one forced fumble.
- Was named a Second Team All-America choice and a First Team All-MIAA selection as a freshman in 2009 after tallying 33 tackles, seven interceptions (conference leader), two forced fumbles and one fumble recovery.
- Redshirted during the 2008 season.

Lindenwood.

- A native of Port-au-Prince, Haiti.

PERSONAL

- Attended Francis Howell Central High School in Cottleville, Mo. where he was an all-state selection at defensive back and first-team all-league choice during his junior and senior seasons.
- Averaged 37.8 yards per kickoff return and 8.9 yards per punt return as a senior and was named Special Teams Player of the Year.
- Was a secondary education/history major at

GETTING TO KNOW PIERRE DESIR

Favorite team and/or athlete outside of football:

Kobe Bryant

Favorite musician and/or song: Michael Jackson - "P.Y.T."

What is something interesting about you that most people may not know: I train athletes on my own (even outside of football)

Favorite food: Any Haitian food

Favorite vacation spot: Hawaii

If you could have lunch with three people, living or dead, who would they be: Michael Jackson, Kobe Bryant and Dr. Martin Luther King, Jr.

What's the one thing you couldn't live without: My family

2017 GAME-BY-GAME STATISTICS

Date/Opp	GP	GS	Solo	Asst.	Total	Sacks	PD	FF	FR	INT	Yds	Avg.	LG	TD
9/10 @ LAR														
9/17 vs. ARI														
9/24 vs. CLE	1	1	2	4	6	0.0	1	0	0	0	0	0.0	0	0
10/1 @ SEA	1	0	0	0	0	0.0	0	0	0	0	0	0.0	0	0
10/8 vs. SF	1	0	0	1	1	0.0	0	0	0	0	0	0.0	0	0
10/16 @ TEN	1	0	0	0	0	0.0	0	0	0	0	0	0.0	0	0
10/22 vs. JAX														
10/29 @ CIN	1	1	3	1	4	0.0	0	0	0	0	0	0.0	0	0
11/5 @ HOU	1	1	2	1	3	0.0	3	0	0	0	0	0.0	0	0
11/12 vs. PIT	1	1	6	2	8	0.0	2	0	0	1	0	0.0	0	0
11/26 vs. TEN	1	1	5	2	7	0.0	0	0	0	0	0	0.0	0	0
12/3 @ JAX	1	1	3	0	3	0.0	1	0	0	0	0	0.0	0	0
12/10 @ BUF														
12/14 vs. DEN														
12/23 @ BAL														
12/31 vs. HOU														
2017 TOTALS	9	6	21	11	32	0.0	7	0	1	0	0	0.0	0	0

CAREER REGULAR SEASON STATISTICS

Year	GP	GS	Solo	Asst.	Total	Sacks	PD	FF	FR	INT	Yds	Avg.	LG	TD
2017 IND	9	6	21	11	32	0.0	7	0	0	1	0	0.0	0	0
2016 SD	5	0	3	0	3	0.0	1	0	0	0	0	0.0	0	0
2015 CLE	14	6	29	7	36	0.0	5	0	0	0	0	0.0	0	0
2014 CLE	5	1	9	0	9	0.0	2	0	0	0	0	0.0	0	0
TOTAL	33	13	62	18	80	0.0	15	0	0	1	0	0.0	0	0

SPECIAL TEAMS TACKLES: 1 (2015 - 1)

84

TE

JACK DOYLE



6-6 • 262 • WESTERN KENTUCKY

NFL EXP: 5 (5th Year with Colts)

HOW ACQUIRED: W – 2013 (TEN)

BORN: 5/5/90

GP/GS (POSTSEASON): 75/33 (5/1)

CAREER TRANSACTIONS:

- Claimed off waivers (Tennessee) by the Colts on September 1, 2013.
- Released by the Tennessee Titans on August 31, 2013.
- Signed by the Titans as an undrafted free agent on May 10, 2013.

2017 (COLTS):

- Started at tight end in a Week 1 loss at the Los Angeles Rams (9/10) and finished with two catches for 41 yards with a long of 21 yards.
- Led the team in receiving with eight catches for 79 yards starting at tight end in a Week 2 loss against Arizona (9/17). His receiving total set a new single-game career-high.
- In a Week 3 win against Cleveland (9/24), started at tight end and caught two passes for 16 yards.
- Started at tight end and led the team with five receptions totaling 27 yards in a Week 4 loss at Seattle (10/1).
- Listed as inactive for a Week 5 win against San Francisco (10/8).
- Led the Colts with seven receptions totaling 50 yards with one touchdown, starting at tight end in a Week 6 loss at Tennessee (10/16). Gave the Colts a 10-6 lead in the second quarter with his first touchdown reception of the season.
- Started at tight end in a Week 7 loss against Jacksonville (10/22) and caught six passes for 44 yards.
- Set single-game career highs in receptions (12) and receiving yards (121) while adding one touchdown in a Week 8 loss at Cincinnati (10/29). His 12 receptions are tied with Dallas Clark (Dec. 14, 2008) for the second-most in a single-game by a Colts tight end in franchise history. Gave the Colts a 10-3 lead in the second quarter with his 13-yard touchdown reception from Jacoby Brissett.
- In a Week 9 win at Houston (11/5), started at tight end and led the team with eight receptions totaling 63 yards.
- Started at tight end in a Week 10 loss against Pittsburgh (11/12) and caught two passes for nine yards.
- Led the team with seven catches for 94 yards, starting at tight end in a Week 12 loss against

SINGLE-GAME HIGHS

REC: 12 at CIN (10/29/17)
YARDS: 121 at CIN (10/29/17)
TDS: 2 vs. DET (9/11/16)
LG: 24 at TEN (10/23/16)
RUSH: 0
YARDS: 0
TDS: 0
LG: 0

- Tennessee (11/26).
- In a Week 13 loss at Jacksonville (12/3) finished with three catches for 16 yards.
- Started at tight end in a Week 14 loss at Buffalo (12/10) and caught two passes for four yards and one touchdown. His touchdown with 1:16 remaining in the fourth quarter took the game into overtime.

2016 (COLTS):

- Competed in all 16 games (14 starts) and posted career numbers with single season highs in receptions (59), receiving yards (584) and touchdowns (five). His 59 receptions were the fourth most by a tight end in a single season in franchise history.
- Among players with at least 50 targets, he ranked ninth in the NFL (first among tight ends) with a 78.7 catch percentage.
- In a Week 1 loss against Detroit (9/11) notched three receptions for 35 yards and a single-game career-high two touchdowns. He tied the game with his 16-yard touchdown reception in the fourth quarter. He then gave the Colts a 35-34 advantage with his six-yard score with 37 seconds remaining in the contest.
- Posted six receptions for 65 yards starting at tight end in a Week 3 win against San Diego (9/25).
- Caught four passes for 53 yards and one touchdown in a Week 6 loss at Houston (10/16). Gave the Colts a 10-0 lead in the second quarter with his 22-yard touchdown reception from Andrew Luck. It was his third score of the season as he surpassed his previous season-high of two touchdowns set in 2014. Also contributed with one special teams stop.
- In a Week 7 win at Tennessee (10/23), started at tight end and posted nine receptions for 78

yards. Caught the game winning touchdown on a seven-yard reception from Andrew Luck with 1:55 remaining in the fourth quarter.

- Caught five passes for 61 yards starting at tight end in a Week 9 win at Green Bay (11/6).
- Started at tight end in a Week 17 victory against Jacksonville (1/1/17) and caught two passes for 10 yards and the game-winning touchdown with nine seconds remaining in the game.

2015 (COLTS):

- In 16 games (two starts), caught 12 passes for 72 yards and one touchdown. Also added one special teams tackle.
- Totaled three catches for 32 yards (10.7 avg.) with a long catch of 19 yards in a Week 3 win at Tennessee (9/27).
- Caught two passes for 18 yards and one touchdown in a Week 9 victory against Denver (11/8). Gave the Colts a 17-0 lead in the second quarter with his three-yard touchdown reception from Andrew Luck. It was his first touchdown of the season and the third of his career. Also contributed with one kickoff return for 10 yards.

2014 (COLTS):

- Competed in all 16 games (one start) for the first time in his career and caught 18 passes for 118 yards and two touchdowns. Added six receptions for 23 yards in three postseason contests.
- Posted two receptions for 12 yards and added his first career receiving touchdown in the second quarter of a Week 2 loss against Philadelphia (9/15).
- In a Week 3 victory at Jacksonville (9/21), participated at tight end and posted three receptions for 10 yards.
- Caught one pass for seven yards in a Week 4 win against Tennessee (9/28). Provided a key block on a Colts inside kick attempt that was recovered by wide receiver Griff Whalen in the first quarter.
- Established a career-long catch with a 20-yard reception in the fourth quarter of a Week 7 win against Cincinnati (10/19).
- Finished with two receptions for 23 yards with a long catch of 13 yards in a Week 16 loss at Dallas (12/21).
- Started at tight end in a Week 17 victory at Tennessee (12/28) and set a single-

QUICK HITS

Doyle is an Indianapolis native who earned three letters in football at Cathedral High School. He earned Special Selection All-State, Associated Press Honorable Mention All-State, *Indianapolis Star* Honorable Mention All-City and First Team All-Catholic honors.

game career-high with four receptions totaling 21 yards. He also added his second career touchdown catch with a one-yard score in the second quarter to give the Colts a 14-0 lead.

- Caught three passes for nine yards in the team's AFC Wild Card Playoff win against Cincinnati (1/4/15). Also contributed with two special teams tackles.
- In the team's AFC Divisional Playoff victory at Denver (1/11/15), caught three passes for 14 yards.
- Was targeted twice, but did not catch a pass during the team's AFC Championship Game loss at New England (1/18/15).

2013 (COLTS):

- Competed in 15 games (four starts) and compiled five receptions for 19 yards while adding three special teams tackles.
- Was active for his first career NFL game in a Week 2 meeting against Miami (9/15), but did not make a catch.

- In a Week 7 win against Denver (10/20), made his first career NFL reception on a seven-yard pass from quarterback Andrew Luck in the third quarter. Also contributed with one tackle on special teams.
- Made his first career NFL start during the team's Week 9 win at Houston (11/3), but did not register a catch.
- Made a start at tight end during the team's Week 14 loss at Cincinnati (12/8).

Finished the game with one reception for eight yards and one special teams tackle.

- Competed in his first career playoff game during the team's AFC Wild Card Playoff victory against Kansas City (1/4/14). Assisted the Colts in rushing for 100 total yards as running back Donald Brown led the team with 55 yards on 11 carries while adding a rushing and receiving touchdown.

- Started his first career



postseason contest at tight end during the team's AFC Divisional Playoff loss at New England (1/11/14). Finished with one reception for seven yards. Also participated on special teams and recorded two tackles.

COLLEGE:

- In four seasons at Western Kentucky University, totaled 162 receptions for 1,769 yards and eight touchdowns in 42 games played.
- Finished second on WKU's all-time career receptions list.
- As a senior in 2012, was named First Team All-Sun Belt Conference after setting career highs with 53 receptions and five touchdowns. Also posted 566 receiving yards.
- Led the team in receptions and receiving yards for the second consecutive season.
- Was one-of-eight semifinalists for the John Mackey Award, given annually to the nation's top tight end.
- Helped guide WKU to its first FBS bowl game in school history (Little Caesars Pizza Bowl against Central Michigan).
- As a junior in 2011, named a Second Team All-Sun Belt Conference performer after leading the team and setting career highs in receptions (52) and receiving yards (614) while playing in all 12 regular season games for the first time in his career.

PERSONAL:

- Earned three letters in football at Cathedral High School in Indianapolis.
- Earned Special Selection All-State, Associated Press Honorable Mention All-State, *Indianapolis Star* Honorable Mention All-City and First Team All-Catholic honors.
- Posted 21 receptions for 400 yards and four touchdowns during his senior season.
- Was a key member of the 2006 state championship team.
- Also lettered in rugby, winning a state title in 2008.
- In 2016, volunteered for the grand opening of a Colts Fitness Park as part of PLAY 60.
- Was a volunteer in the 2014 Gleaners Food Bank Mayor's Day of Service.
- Participated in the Read Across America events at Boone Meadow Elementary and St. Rose of Lima Catholic School.
- Has visited patients at Riley Hospital.
- Majored in physical education.
- A native of Indianapolis.

GETTING TO KNOW JACK DOYLE

Favorite team and/or athlete outside of football: Indiana Pacers

Favorite musician and/or song: Eric Church

Hobbies outside of football: Hanging out with family and watching movies

What is something interesting about you

that most people may not know: I grew up in Indianapolis my whole life. Most of my family still lives here.

Favorite food: Pizza

Favorite vacation spot: Anywhere warm with a beach

If you could have lunch with three people, living or dead, who would they be: I would choose four, all four of my grandparents.

Favorite movie: *Forrest Gump*

What's the one thing you couldn't live without: Family

2017 GAME-BY-GAME STATISTICS

Date/Opp.	RECEIVING					RUSHING						
	GP	GS	No.	Yards	Avg.	LG	TD	No.	Yards	Avg.	LG	TD
9/10 @ LAR	1	1	2	41	20.5	21	0	0	0	0.0	0	0
9/17 vs. ARI	1	1	8	79	9.9	15	0	0	0	0.0	0	0
9/24 vs. CLE	1	1	2	16	8.0	11	0	0	0	0.0	0	0
10/1 @ SEA	1	1	5	27	5.4	7	0	0	0	0.0	0	0
10/8 vs. SF	INACTIVE											
10/16 @ TEN	1	1	7	50	7.1	11	1	0	0	0.0	0	0
10/22 vs. JAX	1	1	6	44	7.3	12	0	0	0	0.0	0	0
10/29 @ CIN	1	1	12	121	10.1	17	1	0	0	0.0	0	0
11/5 @ HOU	1	1	8	63	7.9	11	0	0	0	0.0	0	0
11/12 vs. PIT	1	1	2	9	4.5	6	0	0	0	0.0	0	0
11/26 vs. TEN	1	1	7	94	13.4	26	0	0	0	0.0	0	0
12/3 @ JAX	1	1	3	16	5.3	8	0	0	0	0.0	0	0
12/10 @ BUF	1	1	2	4	2.0	31	1	0	0	0.0	0	0
12/14 vs. DEN												
12/23 @ BAL												
12/31 vs. HOU												
2017 TOTALS	12	12	64	564	8.8	26	3	0	0	0.0	0	0

CAREER REGULAR SEASON STATISTICS

Year	RECEIVING					RUSHING						
	GP	GS	No.	Yards	Avg.	LG	TD	No.	Yards	Avg.	LG	TD
2017 IND	12	12	64	564	8.8	26	3	0	0	0.0	0	0
2016 IND	16	14	59	584	9.9	24	5	0	0	0.0	0	0
2015 IND	16	2	12	72	6.0	19	1	0	0	0.0	0	0
2014 IND	16	1	18	118	6.6	20	2	0	0	0.0	0	0
2013 IND	15	4	5	19	3.8	8	0	0	0	0.0	0	0
TOTAL	75	33	158	1357	8.6	26	11	0	0	0.0	0	0

CAREER POSTSEASON STATISTICS

Year	RECEIVING					RUSHING						
	GP	GS	No.	Yards	Avg.	LG	TD	No.	Yards	Avg.	LG	TD
2014 IND	3	0	6	23	3.8	8	0	0	0	0.0	0	0
2013 IND	2	1	1	7	7.0	7	0	0	0	0.0	0	0
TOTAL	5	1	7	30	4.3	8	0	0	0	0.0	0	0

SPECIAL TEAMS TACKLES: 11 (2016 - 4, 2015 - 1, 2014 - 3, 2013 - 3)

POSTSEASON SPECIAL TEAMS TACKLES: 4 (2014 - 2, 2013 - 2)

ADDITIONAL STATS: Returned a kickoff 10 yards vs. Denver (11/8/15).
Returned a kickoff 15 yards at Pittsburgh (12/6/15).

61

C

ANTHONY FABIANO

6-4 • 303 • HARVARD

NFL EXP: 1 (1st Year with Colts)

HOW ACQUIRED: FA – 2017

BORN: 7/13/93

GP/GS (POSTSEASON): 6/2 (0/0)

CAREER TRANSACTIONS:

- Signed by the Colts to the practice squad on November 28, 2017.
- Waived by the New England Patriots on November 11, 2017.
- Signed to the Patriots practice squad on November 9, 2017.
- Waived by the New York Giants on October 10, 2017.
- Signed to the Giants practice squad on October 4, 2017.
- Waived by the Washington Redskins on September 11, 2017.
- Signed to the Redskins practice squad on September 4, 2017.
- Waived by the Cleveland Browns on September 2, 2017.
- Signed to the Browns active roster from the practice squad on December 5, 2016.
- Signed to the Cleveland practice squad on October 12, 2016.
- Waived by the Browns on October 10, 2016.
- Signed to the Cleveland active roster from the practice squad on October 5, 2016.
- Signed to the Browns practice squad on September 5, 2016.
- Waived by the Baltimore Ravens on August 29, 2016.
- Signed by the Ravens as an undrafted free agent on May 6, 2016.

2017 (REDSKINS/GIANTS/PATRIOTS/COLTS):

- Spent time on the practice squads of the Redskins, Giants and Patriots.
- In his first game as a member of the Colts, saw action at center filling in for an injured Mike Person during a Week 13 loss at Jacksonville (12/3).
- Made his first start at center as a member of the Colts in a Week 14 loss at Buffalo (12/10) and blocked for Frank Gore to set a single-game career-high 36 rushing attempts for 130 yards.

2016 (BROWNS):

- Spent 11 weeks of the season on the Browns practice squad and played in the final four games of the year including one start.

- Made his first career start at center against the Steelers in Week 17. Played every offensive snap and helped the team rush for 231 yards, the fourth most for Cleveland since 1999.

COLLEGE:

- Appeared in 32 games (29 starts) at Harvard, playing both guard and tackle.
- As a senior in 2015, appeared in seven games and earned First Team All-Ivy League honors as well as ECAC FCS All-Star second-team recognition. Was also named to the All-New England team.
- As a junior in 2014, started all 10 games and earned All-Ivy League honorable mention honors at right guard.
- In 2013, appeared in two games and received a medical redshirt following an injury.
- Played in three games as a true freshman in 2011.

PERSONAL:

- Attended Wakefield (Mass.) High School, where he was a two-year starter at tight end and defensive end.
- As a senior, earned all-scholastic honors from the Boston Herald and first-team all-league accolades.
- Volunteered at Cleveland youth football field dedications and First and Ten hospitals as an NFL rookie.
- Aspires to become an NFL agent.
- Graduated from Harvard with a degree in economics.

CAREER GP/GS (POSTSEASON):

2017 IND: 2/1

2016 CLE: 4/1

TOTAL: 6/2

GETTING TO KNOW ANTHONY FABIANO

Hobbies outside of football: Video games and reading

Favorite food: Sushi

Favorite vacation spot: Boston/Cape Cod

Favorite movie: *Godfather Part II* and *Step Brothers*

What's the one thing you couldn't live without:
My family.

41

S



MATTHIAS FARLEY

5-11 • 209 • NOTRE DAME

NFL EXP: 2 (2nd Year with Colts)

HOW ACQUIRED: W – 2016 (ARZ)

BORN: 7/15/92

GP/GS (POSTSEASON): 29/13 (0/0)

CAREER TRANSACTIONS:

- Claimed off waivers (Arizona) by the Colts on September 4, 2016.
- Waived by the Arizona Cardinals on September 3, 2016.
- Signed by the Cardinals as an undrafted free agent on May 2, 2016.

2017 (COLTS):

- Made his first career NFL start at safety in a Week 1 loss at the Los Angeles Rams (9/10). Led the team with 10 tackles (eight solo).
- Started at strong safety and tied for the team lead in tackles (seven) while adding two passes defended and one stop on special teams.
- In a Week 3 win against Cleveland (9/24), compiled two solo tackles and 1.0 tackle for loss.
- Started at strong safety in a Week 4 loss at Seattle (10/1) and ranked second on the team with 10 tackles (four solo) while adding one interception and one pass defended. Intercepted his first career pass at the 3:41 mark of the second quarter. The Colts took the next possession 55 yards in nine plays to set up a Donte Moncrief touchdown.
- Recorded five tackles (four solo), one pass defended and one special teams stop starting at strong safety in a Week 5 win against San Francisco (10/8).
- In a Week 6 loss at Tennessee (10/16), started at strong safety and posted seven tackles (four solo) and one special teams stop.
- Started at strong safety in a Week 7 loss against Jacksonville (10/22) and recorded four tackles (two solo), one forced fumble and one fumble recovery.
- Posted one quarterback hit starting at strong safety in a Week 8 loss at Cincinnati (10/29).
- In a Week 9 win at Houston (11/5), started at strong safety and led the team with eight tackles (six solo) while adding one pass defended.
- Started at strong safety in a Week 10 loss against Pittsburgh (11/12) and finished with five tackles (two solo), 1.0 tackle for loss and one pass defended.
- In a Week 12 loss against Tennessee (11/26), started at strong safety and recorded two tackles (one solo).
- Led the team with seven tackles (five solo) starting

SINGLE-GAME HIGHS

TACKLES: 10, two times (Last at SEA 10/1/17)

SACKS: 0.0

FF: 1 vs. JAX (10/22/17)

FR: 1 vs. JAX (10/22/17)

INT: 1, two times (Last: at BUF 12/10/17)

PD: 2 vs. ARZ (9/17/17)

at strong safety in a Week 13 loss at Jacksonville (12/3).

- Started at strong safety in a Week 14 loss at Buffalo (12/10) and led the team with nine tackles (seven solo) while adding 1.0 tackle for loss, one pass defended and one interception. His fourth quarter interception was his second of the season and stalled a potential Bills scoring drive, bringing the game into overtime.

2016 (COLTS):

- Played in all 16 games in his rookie season and posted four tackles while leading the team with 12 special teams stops.
- Notched his first career tackle in the secondary and added one stop on special teams in a Week 2 loss at Denver (9/18).
- In a Week 7 win at Tennessee (10/23), competed on special teams and notched two tackles.
- Participated on special teams in a Week 13 victory at the New York Jets (12/5) and tallied two special teams tackles.
- Posted two tackles at safety in a Week 17 victory against Jacksonville (1/1/17).

COLLEGE:

- Played in 52 games (26 starts) in four seasons at Notre Dame and recorded 192 tackles, 9.5 tackles for loss, 3.5 sacks, eight interceptions, 13 passes defended and one forced fumble.
- Posted 40 or more tackles in all four seasons at Notre Dame.
- Appeared in 13 games (three starts) as a senior in 2015 and collected 41 tackles, one forced fumble, one interception and two passes defended.
- Competed in 13 games (four starts) in 2014 and set career highs with 53 tackles, 6.5 tackles for

loss, 3.5 sacks, four interceptions and five passes defended. His four interceptions tied for the team lead and he ranked second on the team in sacks.

- Played in 13 games (eight starts) in 2013 and recorded 49 tackles, two interceptions and five passes defended.
- Moved to safety in 2012 and started a career-high 11-of-13 games in his first year on defense as he finished with 49 tackles, 2.0 tackles for loss and one interception. Helped Notre Dame finish the regular season 12-0 and earn a spot in the BCS National Championship Game.
- Began his collegiate career as a wide receiver and redshirted in 2011.

PERSONAL:

- Led Christian High School in Charlotte, N.C. to the 2010 North Carolina Independent Schools Athletic Association state football title.
- Selected to the NCISAA Division I All-State team as a wide receiver by the *Charlotte Observer* following his senior season in 2010.
- Did not start playing football until his junior year of high school. He played soccer his first two years.
- Ranked No. 18 on the *MaxPrep* Top 25 Safeties list.
- Tabbed a first-team all-conference choice at wide receiver in 2010 by the *Charlotte Observer*.
- Named to the 2010 All-Mecklenburg First Team by the *Charlotte Observer* as a defensive back after totaling 39 tackles and two interceptions.
- Registered 49 tackles and one interception during his senior season. Had 37 receptions for more than 600 yards and registered 10 touchdowns in 2010.
- Named one of the top 25 players in North Carolina in 2010 by the *Charlotte Observer*.
- Recorded 37 receptions for more than 900 yards and 12 touchdowns as a junior in 2009.

- Helped guide Christian to the state runner-up spot in the North Carolina playoffs as a junior in 2009.
- In 2016, volunteered for several PLAY 60 events, including the Colts Playground Build, Hometown Huddle and Colts Day in Schools.
- During the holidays, volunteered at the team’s Shop With a Colt event, as well as Vontae Davis’ shopping event. Also sang carols and distributed gifts to patients at Riley Hospital.
- Spent time with breast cancer patients and survivors at the team’s Pamper Her Pink event. Also visited with breast cancer patients at Simon Cancer Center for Breast Cancer Awareness.
- Packed meals at the Million Meal Marathon during the team’s Hunger Relief event.
- Visited the Humane Society and spent time with shelter dogs and cats.
- Fitted students for new shoes and hats at the team’s Cold Feet Warm Shoes event.
- Graduated from Notre Dame in May of 2015, with a degree in film, television and theatre from the College of Arts and Letters.
- A native of Charlotte, N.C.

GETTING TO KNOW MATTHIAS FARLEY

Favorite team and/or athlete outside of football: Barcelona/Ronaldinho
Favorite musician and/or song: Bob Marley and Dave Matthews
Hobbies outside of football: I take my bird dog hunting and I play the ukulele

Favorite food: Mexican food
Favorite vacation spot: The mountains
Favorite movie: *A Place Beyond the Pines*
What’s the one thing you couldn’t live without: My family. I have a really big, close family.

2017 GAME-BY-GAME STATISTICS

Date/Opp.	GP	GS	Solo	Asst.	Total	Sacks	PD	FF	FR	INT	Yds	Avg.	LG	TD
9/10 @ LAR	1	1	8	2	10	0.0	0	0	0	0	0	0.0	0	0
9/17 vs. ARI	1	1	5	2	7	0.0	2	0	0	0	0	0.0	0	0
9/24 vs. CLE	1	1	1	1	2	0.0	0	0	0	0	0	0.0	0	0
10/1 @ SEA	1	1	4	6	10	0.0	1	0	0	1	0	0.0	0	0
10/8 vs. SF	1	1	4	1	5	0.0	1	0	0	0	0	0.0	0	0
10/16 @ TEN	1	1	4	3	7	0.0	0	0	0	0	0	0.0	0	0
10/22 vs. JAX	1	1	2	2	4	0.0	0	1	1	0	0	0.0	0	0
10/29 @ CIN	1	1	0	0	0	0.0	0	0	0	0	0	0.0	0	0
11/5 @ HOU	1	1	6	2	8	0.0	1	0	0	0	0	0.0	0	0
11/12 vs. PIT	1	1	2	3	5	0.0	1	0	0	0	0	0.0	0	0
11/26 vs. TEN	1	1	1	1	2	0.0	0	0	0	0	0	0.0	0	0
12/3 @ JAX	1	1	5	2	7	0.0	0	0	0	0	0	0.0	0	0
12/10 @ BUF	1	1	7	2	9	0.0	1	0	0	1	9	9.0	9	0
12/14 vs. DEN														
12/23 @ BAL														
12/31 vs. HOU														
2017 TOTALS	13	13	49	27	76	0.0	7	1	1	2	9	4.5	9	0

CAREER REGULAR SEASON STATISTICS

Year	GP	GS	Solo	Asst.	Total	Sacks	PD	FF	FR	INT	Yds	Avg.	LG	TD
2017 IND	13	13	49	27	76	0.0	7	1	1	2	9	4.5	9	0
2016 IND	16	0	4	0	4	0.0	0	0	0	0	0	0.0	0	0
TOTAL	29	13	53	27	80	0.0	7	1	1	2	9	0.0	9	0

SPECIAL TEAMS TACKLES: 15 (2017 - 3, 2016 - 12)

ADDITIONAL STATISTICS: Recovered a blocked a extra-point attempt vs. Pittsburgh (11/12/17).

39

RB

JOSH FERGUSON



5-10 • 205 • ILLINOIS

NFL EXP: 2 (2nd Year with Colts)

HOW ACQUIRED: FA – 2016

BORN: 5/23/93

GP/GS (POSTSEASON): 22/0 (0/0)

CAREER TRANSACTIONS:

- Signed by the Colts to the active roster from the practice squad on October 20, 2017.
- Signed by the Colts to the practice squad on October 17, 2017.
- Waived from Injured Reserve on September 8, 2017.
- Placed on Injured Reserve by the Colts on September 4, 2017.
- Waived-Injured by the Colts on September 2, 2017.
- Signed by the Colts as an undrafted free agent on May 2, 2016.

2017 (COLTS):

- In his first game of the season, recorded one rush for five yards in a Week 7 loss against Jacksonville (10/22).
- Competed on special teams in a Week 8 loss at Cincinnati (10/29).
- Saw action on special teams in a Week 9 win at Houston (11/5).
- Participated on special teams in a Week 10 loss against Pittsburgh (11/12) and tallied one tackle.
- In a Week 12 loss against Tennessee (11/26), saw action on special teams and finished with one tackle.
- Caught three passes for 16 yards in a Week 13 loss at Jacksonville (12/3). Also recorded three kickoff returns for 52 yards.
- Returned two kickoffs for 34 yards in a Week 14 loss at Buffalo (12/10).

2016 (COLTS):

- In his rookie season, participated in all 16 games at running back and as a punt and kickoff returner. Finished with 15 carries for 20 yards and added 20 receptions for 136 yards. Returned one punt for no yards and added four kickoff returns for 80 yards. Also posted two special teams tackles.
- In a Week 1 loss against Detroit (9/11), posted one carry for a loss of two yards and added two receptions for 26 yards in his NFL debut.
- Led the team with five receptions totaling 29 yards in a Week 2 loss at Denver (9/18). Also contributed with two carries for seven yards.
- Finished with one carry for two yards and added three receptions for 29 yards with a long catch of

SINGLE-GAME HIGHS

ATT: 5 at NYJ (12/5/16)

YARDS: 11 at NYJ (12/5/16)

TDS: 0

LG: 11 at NYJ (12/5/16)

REC: 7 at JAX (10/2/16)

YARDS: 33 at JAX (10/2/16)

TDS: 0

LG: 14, two times (Last: vs. SD 9/25/16)

- 14 yards in a Week 3 win against San Diego (9/25).
- In a Week 4 loss at Jacksonville (10/2), tied for the team lead with seven receptions totaling 33 yards, while adding three rushes.

COLLEGE:

- Played in 47 games at Illinois and finished second in school history with 4,474 all-purpose yards. Tallied 505 carries for 2,586 yards and 18 touchdowns, 168 receptions for 1,507 yards and eight touchdowns and 21 kickoff returns for 381 yards.
- Holds the Illinois record for the most career receptions and receiving yards by a running back.
- Ranks in the top 10 in school history in career receptions (third), rushing yards (sixth) and touchdowns (tied for seventh).
- Finished the 2015 season as the only active FBS player with 2,500-plus rushing and 1,500-plus receiving yards in career.
- In 2015, played in nine games and garnered Third Team All-Big Ten honors (by the coaches and media) after registering 129 carries for 708 yards and three touchdowns and 37 receptions for 280 yards and two touchdowns. He was named an Illini team captain and the team's Offensive Player of the Year.
- As a junior in 2014, played in all 13 games (nine starts) and led the team in rushing attempts (146), yards (735) and touchdowns (eight). Finished second on the team in receptions (50) and third in receiving yards (427) and added two receiving touchdowns. Led the team in all-purpose yards (1,162) and scoring (60 points).
- Appeared in 12 games in 2013 and tallied 141 carries for 779 yards and seven touchdowns.

Also caught 50 passes for 535 yards and four touchdowns and had two kickoff returns for 37 yards. Ranked second in the FBS in receiving yards per game by a running back (44.6) and was ninth in the Big Ten in all-purpose yards per game (112.6).

- In 2012, he played in 10 games (six starts) as a redshirt freshman and rushed for 312 yards on 75 carries and had 29 receptions for 251 yards. Also returned 19 kickoffs for 344 yards (18.1 avg.). He led the team with 907 all-purpose yards.
- As a freshman in 2011, played in the first three games of the season before suffering an injury. Rushed 14 times for 52 yards and caught two passes for 14 yards before receiving a medical hardship waiver.

- A native of Naperville, Ill.

PERSONAL:

- Attended Joliet (Ill.) Catholic High School and was rated as a three-star recruit by *Rivals.com* and was an All-Midwest selection by *PrepStar*.
- Named a *Chicago Tribune* First Team All-State selection, a *Chicago Sun-Times* All-Area choice, an Illinois High School Football Coaches Association Class 5A All-State selection and a *Champaign News-Gazette* All-State special mention choice.
- Was MVP of the East Suburban Catholic League.
- Named the *Joliet Herald News* Co-MVP and Player of the Year in 2010.
- Totaled 145 carries for 1,868 yards and 25 touchdowns in 2009 as his team finished as the 5A state runner-up.
- Read books to local elementary students as part of the Colts Day in Schools event.
- A kinesiology major.

GETTING TO KNOW JOSH FERGUSON

Favorite team and/or athlete outside of football:

Chicago Bulls/Steph Curry

Favorite musician and/or song:

Isley Brothers

Hobbies outside of football:

I love watching movies, especially Quentin Tarantino movies

What is something interesting about you that most people may not know:

I used to play the saxophone

Favorite food:

Steak

Favorite vacation spot:

Miami

If you could have lunch with three people,

living or dead, who would they be: Michael

Jordan, Warren Buffet and Derek Prince

Favorite movie:

The Dark Knight Rises

What's the one thing you couldn't live without:

My Bible

2017 GAME-BY-GAME STATISTICS

Date/Opp.	RUSHING					RECEIVING						
	GP	GS	No.	Yards	Avg.	LG	TD	No.	Yards	Avg.	LG	TD
9/10 @ LAR												
9/17 vs. ARI												
9/24 vs. CLE												
10/1 @ SEA												
10/8 vs. SF												
10/16 @ TEN												
10/22 vs. JAX	1	0	1	5	5.0	5	0	0	0	0.0	0	0
10/29 @ CIN	1	0	0	0	0.0	0	0	0	0	0.0	0	0
11/5 @ HOU	1	0	0	0	0.0	0	0	0	0	0.0	0	0
11/12 vs. PIT	1	0	0	0	0.0	0	0	0	0	0.0	0	0
11/26 vs. TEN	1	0	0	0	0.0	0	0	0	0	0.0	0	0
12/3 @ JAX	1	0	0	0	0.0	0	3	16	5.3	8	0	0
12/10 @ BUF	1	0	0	0	0.0	0	0	0	0	0.0	0	0
12/14 vs. DEN												
12/23 @ BAL												
12/31 vs. HOU												
2017 TOTALS	7	0	1	5	5.0	5	0	3	16	5.3	8	0

CAREER REGULAR SEASON STATISTICS

Year	RUSHING					RECEIVING						
	GP	GS	No.	Yards	Avg.	LG	TD	No.	Yards	Avg.	LG	TD
2017 IND	7	0	1	5	5	5	0	3	16	5.3	8	0
2016 IND	16	0	15	20	1.3	11	0	20	136	6.8	14	0
TOTAL	23	0	16	25	1.6	11	0	23	152	6.6	14	0

SPECIAL TEAMS TACKLES: 4 (2017 - 2, 2016 - 2)

CAREER REGULAR SEASON RETURN STATISTICS

Year	GP	GS	PR	FC	Yards	Avg.	LG	TD	KR	Yards	Avg.	LG	TD
2017 IND	1	0	0	0	0	0.0	0	0	5	86	17.2	20	0
2016 IND	16	0	1	0	0	0.0	0	0	4	80	20.0	24	0
TOTAL	17	0	1	0	0	0.0	0	0	9	166	18.4	24	0

ADDITIONAL STATS: Recovered an onside kick at Tennessee (10/23/16).

26

S

CLAYTON GEATHERS



6-2 • 220 • CENTRAL FLORIDA

NFL EXP: 3 (3rd Year with Colts)

HOW ACQUIRED: D4 – 2015 (109th overall)

BORN: 6/1/92

GP/GS (POSTSEASON): 27/11 (0/0)

CAREER TRANSACTIONS:

- Selected by the Colts in the fourth round (109th overall) of the 2015 NFL Draft.

2017 (COLTS):

- Was activated from the Reserve/Physically Unable to Perform list on November 14.
- Made his season debut in a Week 12 loss against Tennessee (11/26), but did not record a tackle.
- Finished with two tackles in a Week 13 loss at Jacksonville (12/3).
- Compiled one tackle in a Week 14 loss at Buffalo (12/10).

2016 (COLTS):

- Started all nine games he played in at safety prior to being placed on Injured Reserve on December 12. Finished with 60 tackles (54 solo), five passes defended, 2.0 tackles for loss and one forced fumble.
- Started at free safety in a Week 3 win against San Diego (9/25) and posted six solo tackles, 1.0 tackle for loss and his first career forced fumble. The forced fumble came on San Diego's second-to-last possession of the game as the Chargers were trying to score a touchdown and take the lead. The ball was recovered by teammate Mike Adams and essentially ended the game.
- In a Week 5 victory against Chicago (10/9), started at safety and compiled a team-leading 10 tackles (nine solo).
- Led the team with eight tackles (six solo) starting at free safety in a Week 8 loss against Kansas City (10/30). Also added 1.0 tackle for loss and one pass defended.
- Started at free safety in a Week 9 win at Green Bay (11/6) and led the team with eight tackles (seven solo) and one pass defended.
- Finished with nine tackles (eight solo) and one pass defended starting at free safety in a Week 11 victory against Tennessee (11/20). Also added one special teams tackle. Stuffed Titans running back DeMarco Murray on a fourth-and-one attempt late in the fourth quarter to help seal the win.
- Placed on Injured Reserve on December 12.

SINGLE-GAME HIGHS

TACKLES: 10 vs. CHI (10/9/16)

SACKS: 0.0

FF: 1 vs. SD (9/25/16)

FR: 1 at JAX (12/13/15)

INT: 0

PD: 1, six times (Last: vs. TEN 11/20/16)

2015 (COLTS):

- Saw action in 15 games (two starts) and compiled 31 tackles (23 solo), one fumble recovery and one pass defended. Also ranked third on the team with eight special teams tackles.
- Finished with two tackles and one pass defended in his first career game during a Week 1 loss at Buffalo (9/13).
- Competed on defense and on special teams in a Week 3 win at Tennessee (9/27). Compiled three special teams stops.
- In a Week 5 win at Houston (10/8), totaled five tackles (four solo) and added one special teams tackle.
- Made his first career NFL start at strong safety in a Week 11 win at Atlanta (11/22) and finished with nine solo tackles and one stop on special teams.
- Started at strong safety in a Week 12 victory against Tampa Bay (11/29) and logged eight tackles (four solo).
- Tallied one tackle and his first career fumble recovery in a Week 14 loss at Jacksonville (12/13). The recovery came off a sack-forced fumble from teammate Mike Adams in the second quarter.

COLLEGE:

- Played in 53 games (52 starts) at Central Florida and totaled 383 tackles (226 solo), 19.0 tackles for loss, three interceptions, five forced fumbles, two fumble recoveries, 1.0 sack and 30 passes defended.
- His 383 career tackles are the third most in school history and his 53 career games played are tied for a school record.
- Named a First Team All-American Athletic Conference selection as a senior. Also served as a team captain his senior year and was named the team's Most Outstanding Defensive Back.
- Was a Second Team All-American Athletic

Conference choice as a junior.

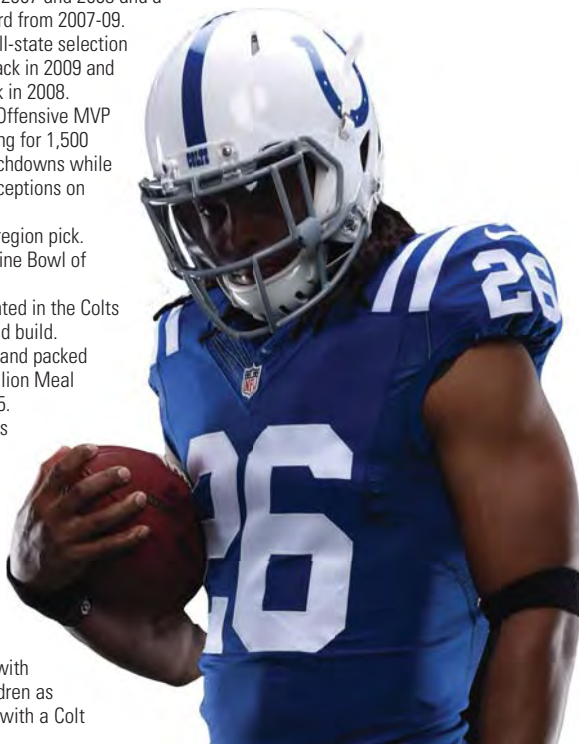
- As a team captain in 2014, started all 13 games and notched 97 tackles (58 solo), 6.5 tackles for loss, nine passes defended, one interception, one forced fumble, one fumble recovery and 1.0 sack.
- Was selected as the squad's Most Outstanding Defensive Back.
- In 2013, started all 13 games at strong safety and earned Second Team All-American Athletic Conference honors after totaling 100 tackles (64 solo), 4.5 tackles for loss, two interceptions, two forced fumbles, one fumble recovery and 10 passes defended.
- Was named UCF's Most Improved Defensive Player.
- Started 14 games at strong safety in 2012 and ranked second on the team with 117 tackles while adding 4.0 tackles for loss, two forced fumbles and five passes defended.
- In 2011, started all 12 games at strong safety and recorded 67 tackles (40 solo), 1.0 tackle for loss and six passes defended.
- Was voted to the Conference USA All-Freshman Team.
- Played in one game in 2010, posting two tackles.

event.

- Volunteered with Gleaners Food Bank for the Mayor's Day of Service and helped pack backpacks with food for local students.
- Majored in sports and fitness at UCF.
- Joins five other NFL family members: Jumpy Geathers, Robert Geathers, Sr., Robert Geathers, Jr., Kwame Geathers and Clifton Geathers.

PERSONAL:

- Played at Carvers Bay High School in Hemingway, S.C. and helped his team to a Lower State Championship in 2007 and 2008 and a 33-4 overall record from 2007-09.
- Was named an all-state selection as a defensive back in 2009 and as a running back in 2008.
- Was the team's Offensive MVP as a junior, rushing for 1,500 yards and 23 touchdowns while adding four interceptions on defense.
- A three-time all-region pick.
- Played in the Shrine Bowl of the Carolinas.
- In 2015, participated in the Colts annual playground build.
- Was a volunteer and packed meals for the Million Meal Marathon in 2015.
- In 2015, served as a volunteer and fitted students for new shoes and hats during the Colts Cold Feet Warm Shoes event.
- In 2015, shopped for the holidays with underserved children as part of the Shop with a Colt



GETTING TO KNOW CLAYTON GEATHERS

Favorite musician and/or song: Phil Collins – “In the Air Tonight”

Hobbies outside of football: Playing with RC cars and playing video games, mostly Call of Duty

What is something interesting about you that most people may not know: That I play with RC cars

Favorite vacation spot: Jamaica

If you could have lunch with three people, living or dead, who would they be: James Geathers, Sean Taylor and Dr. Martin Luther King, Jr.

Favorite movie: *The Five Heartbeats*

What's the one thing you couldn't live without: Family

2017 GAME-BY-GAME STATISTICS

Date/Opp.	GP	GS	Solo	Asst.	Total	Sacks	PD	FF	FR	INT	Yds	Avg.	LG	TD
9/10 @ LAR														
	RESERVE/PUF													
9/17 vs. ARI														
	RESERVE/PUF													
9/24 vs. CLE														
	RESERVE/PUF													
10/1 @ SEA														
	RESERVE/PUF													
10/8 vs. SF														
	RESERVE/PUF													
10/16 @ TEN														
	RESERVE/PUF													
10/22 vs. JAX														
	RESERVE/PUF													
10/29 @ CIN														
	RESERVE/PUF													
11/5 @ HOU														
	RESERVE/PUF													
11/12 vs. PIT														
	RESERVE/PUF													
11/26 vs. TEN	1	0	0	0	0	0.0	0	0	0	0	0	0.0	0	0
12/3 @ JAX	1	0	2	0	2	0.0	0	0	0	0	0	0.0	0	0
12/10 @ BUF	1	0	0	1	1	0.0	0	0	0	0	0	0.0	0	0
12/14 vs. DEN														
	RESERVE/PUF													
12/23 @ BAL														
	RESERVE/PUF													
12/31 vs. HOU														
	RESERVE/PUF													
2017 TOTALS	3	0	2	1	3	0.0	0	0	0	0	0	0.0	0	0

CAREER REGULAR SEASON STATISTICS

Year	GP	GS	Solo	Asst.	Total	Sacks	PD	FF	FR	INT	Yds	Avg.	LG	TD
2017 IND	3	0	2	1	3	0.0	0	0	0	0	0	0.0	0	0
2016 IND	9	9	54	6	60	0.0	5	1	0	0	0	0.0	0	0
2015 IND	15	2	23	8	31	0.0	1	0	1	0	0	0.0	0	0
TOTAL	27	11	79	15	94	0.0	6	1	1	0	0	0.0	0	0

SPECIAL TEAMS TACKLES: 10 (2016 - 2, 2015 - 8)

59

ILB



JEREMIAH GEORGE

5-11 • 234 • IOWA STATE

NFL EXP: 3 (1st Year with Colts)

HOW ACQUIRED: FA – 2017

BORN: 1/24/92

GP/GS (POSTSEASON): 34/1 (0/0)

CAREER TRANSACTIONS:

- Signed by the Colts as a free agent on June 15, 2017.
- Waived by the Dallas Cowboys on May 16, 2017.
- Signed to the Cowboys practice squad on September 6, 2016.
- Released by the Tampa Bay Buccaneers on September 3, 2016.
- Signed by the Buccaneers as a free agent on August 30, 2016.
- Released by Tampa Bay on August 28, 2016.
- Claimed off waivers (Jacksonville) by the Buccaneers on September 6, 2015.
- Waived by the Jacksonville Jaguars on September 5, 2015.
- Signed to the Jaguars active roster from the New York Jets practice squad on September 23, 2014.
- Signed to the Jets practice squad on September 2, 2014.
- Released by the New York Jets on September 1, 2014.
- Selected by the Jets in the fifth round (154th overall) of the 2014 NFL Draft.

2017 (COLTS):

- In a Week 1 loss at the Los Angeles Rams (9/10), finished with two tackles, one special teams stop and recovered a muffed punt on special teams.
- Made his first career start at inside linebacker in a Week 2 loss against Arizona (9/17) and posted five tackles (four solo) and one tackle for loss.
- Recorded one tackle and one quarterback hit in a Week 3 win against Cleveland (9/24).
- In a Week 4 loss at Seattle (10/1), saw action on special teams, but did not record a tackle.
- Registered three tackles (one solo), half a sack and one quarterback hit in a Week 5 win against San Francisco (10/8).
- Finished with one special teams tackle in a Week 6 loss at Tennessee (10/16).
- In a Week 7 loss against Jacksonville (10/22), saw action on special teams, but did not record a tackle.
- Saw action at inside linebacker and on special teams in a Week 8 loss at Cincinnati (10/29). Finished with two special teams stops.
- Logged one tackle in a Week 9 win at Houston

SINGLE-GAME HIGHS

TACKLES: 5 vs. ARZ (9/17/17)

SACKS: 0.5 vs. SF (10/8/17)

FF: 0

FR: 0

INT: 0

PD: 0

- (11/5).
- Finished with one special teams tackle in a Week 10 loss against Pittsburgh (11/12).
- In a Week 12 loss against Tennessee (11/26), compiled one tackle.
- Compiled three solo tackles and saw action on special teams in a Week 13 loss at Jacksonville (12/3).
- In a Week 14 loss at Buffalo (12/10), saw time at both linebacker and on special teams.

2016 (COWBOYS):

- Spent the 2016 season on the Cowboys practice squad.

2015 (BUCCANEERS):

- Saw action in 15 games and recorded one tackle and six special teams stops.
- Blocked a punt in Week 16 against the Chicago Bears (12/27).

2014 (JETS/JAGUARS):

- Spent the first three weeks of the season on the Jets practice squad.
- Played in six games for Jacksonville and tallied three tackles (two solo) and three special teams stops.

COLLEGE:

- Was a four-year letterman (2010-13) at Iowa State, appearing in 47 games (17 starts).
- Recorded 225 tackles (137 solo) with 3.5 sacks, 16.0 tackles for loss, three forced fumbles, 11 passes defended and two interceptions.
- Played in all 12 games (eight starts) as a senior co-captain in 2013 and led the Cyclones in tackles (133), tackles for loss (12.0), forced fumbles (three),

sacks (3.5) and interceptions (two).

- Led the Big 12 and ranked fourth nationally in tackles per game (11.1).
- Earned First Team All-Big 12 honors and won the Pete Taylor Team Most Valuable Player Award.
- In 2012, played in all 13 games (nine starts) and finished third on the team with 87 tackles (50 solo).
- In 2011, played in all 13 games and made one tackle.
- As a true freshman in 2010, played in nine games and recorded four tackles (three solo).

PERSONAL:

- Attended Clearwater (Fla.) High School where, as a senior team captain, he tallied over 150 tackles and led the team in rushing with 512 yards and five touchdowns.
- Finished high school as a three-time Clearwater Defensive MVP and overall team MVP in 2009.
- Was voted the 2009 *St. Petersburg Times*' Pinellas County Defensive Player of the Year.
- Was a pre-liberal studies major at Iowa State.
- Native of Clearwater, Fla.

GETTING TO KNOW JEREMIAH GEORGE

Favorite team and/or athlete outside of football:

LeBron James

Favorite musician and/or song: DMX

Hobbies outside of football: Aerial photography and watching TV

What is something interesting about you that

most people may not know: I have a drone and use it to take pictures

Favorite food: Chipotle

Favorite vacation spot: Costa Rica

If you could have lunch with three people, living or dead, who would they be: LeBron James, DMX and Barack Obama

What's the one thing you couldn't live without:

My family

2017 GAME-BY-GAME STATISTICS

Date/Opp.	GP	GS	Solo	Asst.	Total	Sacks	PD	FF	FR	INT	Yds	Avg.	LG	TD
9/10 @ LAR	1	0	2	0	2	0.0	0	0	1	0	0	0.0	0	0
9/17 vs. ARI	1	1	4	1	5	0.0	0	0	0	0	0	0.0	0	0
9/24 vs. CLE	1	0	1	0	1	0.0	0	0	0	0	0	0.0	0	0
10/1 @ SEA	1	0	0	0	0	0.0	0	0	0	0	0	0.0	0	0
10/8 vs. SF	1	0	1	2	3	0.5	0	0	0	0	0	0.0	0	0
10/16 @ TEN	1	0	0	0	0	0.0	0	0	0	0	0	0.0	0	0
10/22 vs. JAX	1	0	0	0	0	0.0	0	0	0	0	0	0.0	0	0
10/29 @ CIN	1	0	0	0	0	0.0	0	0	0	0	0	0.0	0	0
11/5 @ HOU	1	0	1	0	1	0.0	0	0	0	0	0	0.0	0	0
11/12 vs. PIT	1	0	0	0	0	0.0	0	0	0	0	0	0.0	0	0
11/26 vs. TEN	1	0	1	0	1	0.0	0	0	0	0	0	0.0	0	0
12/3 @ JAX	1	0	3	0	3	0.0	0	0	0	0	0	0.0	0	0
12/10 @ BUF	1	0	0	0	0	0.0	0	0	0	0	0	0.0	0	0
12/14 vs. DEN														
12/23 @ BAL														
12/31 vs. HOU														
2017 TOTALS	13	1	13	3	16	0.5	0	0	1	0	0	0.0	0	0

CAREER REGULAR SEASON STATISTICS

Year	GP	GS	Solo	Asst.	Total	Sacks	PD	FF	FR	INT	Yds	Avg.	LG	TD
2017 IND	13	1	13	3	16	0.5	0	0	1	0	0	0.0	0	0
2016 DAL														
PRACTICE SQUAD														
2015 TB	15	0	0	1	1	0.0	0	0	0	0	0	0.0	0	0
2014 JAX	6	0	2	1	3	0.0	0	0	0	0	0	0.0	0	0
TOTAL	34	1	15	5	20	0.5	0	0	1	0	0	0.0	0	0

SPECIAL TEAMS TACKLES: 14 (2017 - 5, 2015 - 6, 2014 - 3)

71

T/G

DENZELLE GOOD



6-5 • 345 • MARS HILL

NFL EXP: 3 (3rd Year with Colts)

HOW ACQUIRED: D7 – 2015 (255th overall)

BORN: 3/8/91

GP/GS (POSTSEASON): 23/18 (0/0)

CAREER TRANSACTIONS:

- Selected by the Colts in the seventh round (255th overall) of the 2015 NFL Draft.

2017 (COLTS):

- Started at right tackle in a Week 1 loss at the Los Angeles Rams (9/10).
- Placed on Injured Reserve on September 13.
- Activated from the Injured Reserve list on November 9.
- Competed at guard in a Week 10 loss against Pittsburgh (11/12) and blocked for Jacoby Brissett to throw for 222 yards and two touchdowns.
- Started at right guard in a Week 12 loss against Tennessee (11/26) and provided time for the offense to record 254 net yards.
- Blocked for an offense that produced 290 net

yards starting at right guard in Week 13 loss at Jacksonville (12/3).

- In a Week 14 loss at Buffalo (12/10), started at right guard and blocked for Frank Gore to set a single-game career-high with 36 rushing attempts totaling 130 yards.

2016 (COLTS):

- Started 10-of-12 games at right guard and blocked for a Colts offense that ranked tied for fifth in the NFL in passing yards per game (262.6), seventh in points scored (397) and 10th in yards per game (364.4). Opened rushing lanes for running back Frank Gore who logged the team's first 1,000-yard rushing season dating back to 2007.
- Started at right guard in a Week 1 loss against Detroit (9/11). Provided time for the Colts offense to generate 450 net yards as quarterback Andrew Luck threw for 385 yards and four touchdowns.
- In a Week 5 victory against Chicago (10/9), started at right guard and blocked for quarterback Andrew Luck who threw for 322 yards and two touchdowns.
- In a Week 6 loss at Houston (10/16), started at right guard and blocked for Frank Gore who became the team's first 100-yard rusher (106) in 55 consecutive regular season games.
- Blocked for a Colts offense that recorded 422 net yards, starting at right guard in a Week 7 win at Tennessee (10/23). Also provided time for Andrew Luck to throw for 353 yards and three touchdowns.
- In a Week 11 victory against Tennessee (11/20), started at right guard and blocked for an offense that recorded 327 net yards as Andrew Luck threw for 262 yards and two touchdowns.
- In a Week 13 victory at the New York Jets (12/5), started at right guard and blocked for a Colts offense that generated 421 total net yards.

MARS HILL PRODUCT

Denzelle Good participated in the 2015 Super Regional Combine and was one of three players out of the 47 who participated to be drafted. Good became only the third player from Mars Hill to be drafted and the first since 2003 when the Cincinnati Bengals selected linebacker Khalid Abdullah in the fifth round (136th overall).



2015 (COLTS):

- In his rookie season, participated in six games (four starts) at right tackle. Was inactive for 10 contests. Blocked for a Colts offense that totaled 5,142 yards of net offense and assisted running back Frank Gore who posted the most rushing yards in a season for a Colts running back (967) dating back to 2007.
- Started his first career NFL contest at right tackle

in a Week 12 victory against Tampa Bay (11/29). Blocked for quarterback Matt Hasselbeck who threw for 315 yards and two touchdowns in the win.

- In a Week 13 loss at Pittsburgh (12/6), started at right tackle and provided time for the Colts offense to net 240 yards.
- Started at right tackle in a Week 14 loss at Jacksonville (12/13) and blocked for a Colts offense that generated 322 net yards.
- In a Week 17 victory against Tennessee (1/3/16), started at right tackle and assisted a Colts offense that compiled 327 net yards and 127 rushing yards.

COLLEGE:

- A two-time First Team All-South Atlantic Conference choice at Mars Hill.
- Did not allow a sack in the three years he competed with the Mountain Lions.
- Was a participant in the 2015 NFL Regional Combine in Baltimore and Super Regional Combine in Arizona.
- In 2014, started in 10 games and was a First Team All-SAC selection.
- Blocked for an offense that ranked fourth in the South Atlantic Conference in yards per game (404.9).
- Provided time for quarterback Trent Miller to rank third in the conference averaging 178.1 yards per game while throwing nine touchdowns.
- Earned First Team All-SAC honors for the first time in his collegiate career in 2013.
- Blocked for quarterback Trent Miller who earned SAC Offensive Freshman of the Year honors after totaling 2,757 yards and 23 touchdowns.
- Started in all 10 games on the offensive line in 2012.
- Did not play football in 2011.
- Did not see action as a freshman at N.C. State in 2010.

PERSONAL:

- Played offensive tackle at Gaffney (S.C.) High School and was rated as the No. 5 overall prospect in South Carolina.
- Was a two-time all-region and all-area selection.
- Named to the All-Atlantic Region class of 2009 by *PrepStar*.
- In 2008, was voted a first-team all-state selection by The Associated Press, Coaches Poll, Media Poll and HSSR Poll.
- Participated in the Shrine Bowl following his senior season.

- Volunteered for the Colts Day in Schools event reading books to elementary students in 2015.
- In 2015, participated in the Colts Humane Society visit and spent time with shelter dogs and cats.
- A native of Gaffney, S.C.

CAREER GP/GS (POSTSEASON):

2017 IND: 5/4
2016 IND: 12/10
2015 IND: 6/4
TOTAL: 23/18

GETTING TO KNOW DENZELLE GOOD

Favorite team and/or athlete outside of football: Miami Heat/LeBron James

Favorite musician and/or song: Lil Wayne

Hobbies outside of football: Drawing and cooking

What is something interesting about you that most people may not know: I still watch Cartoon Network faithfully

Favorite food: Pizza

Favorite vacation spot: North Myrtle Beach

If you could have lunch with three people, living or dead, who would they be: My granny, Bob Marley and Michael Jackson

Favorite movie: *Don't Be a Menace to South Central While Drinking Your Juice in the Hood*

What's the one thing you couldn't live without: My family

23

RB

FRANK GORE



PRO BOWL
5 (2006, 09, 11-13)



5-9 • 212 • MIAMI (FL)

NFL EXP: 13 (3rd Year with Colts)

HOW ACQUIRED: UFA – 2015 (SF)

BORN: 5/14/83

GP/GS (POSTSEASON): 193/179 (8/8)

CAREER TRANSACTIONS:

- Signed by the Colts as an unrestricted free agent on March 10, 2015.
- Selected by the San Francisco 49ers in the third round (65th overall) of the 2005 NFL Draft.

PRO CAREER:

- Has been selected to five Pro Bowls (2006, 2009, 2011, 2012 and 2013).
- Has rushed for 13,827 yards, the fifth most in NFL history.
- With 1,025 rushing yards in 2016, he joined Pro Football Hall of Famers Emmitt Smith (11), Curtis Martin (10), Walter Payton (10) and Barry Sanders (10) as the only players in NFL history to rush for 1,000 yards in nine different seasons.
- Rushed for 1,025 yards in 2016 and became the first running back at the age of 33 or older to rush for 1,000 yards since John Riggins in 1984. He joins Riggins (1,239 yards in 1984 at age 35; 1,347 yards in 1983 at age 34), Franco Harris (1,007 yards in 1983 at age 33) and John Henry Johnson (1,048 yards in 1964 at age 35; 1,141 yards in 1962 at age 33) as the only players in NFL history to accomplish that feat at the age of 33 or older.
- Is one-of-four players to rush for 11,000 yards while playing for one team.
- Set an NFL record with 11 consecutive seasons with 1,200-plus yards from scrimmage.
- Surpassed 10,000 career rushing yards on Sept. 7, 2014 and became the 29th player in NFL history to rush for 10,000-or-more yards in a career, and just the 10th player to reach that mark while also playing 10 seasons with one team. He's also one of only two players drafted in the third round or later to rush for 10,000 yards. The other is Pro Football Hall of Famer Curtis Martin.
- Ranks first in 49ers history in rushing yards (11,073), attempts (2,442) and touchdowns (64).
- Ranks second in 49ers history in yards from scrimmage (13,956), trailing only Pro Football Hall of Fame wide receiver Jerry Rice (19,872).
- Logged seven 1,000-yard rushing seasons (2006-09, 2011-13), the most 1,000-yard seasons in 49ers history.
- In 2009, Gore and tight end Vernon Davis became just the second set of 49er teammates to each have

SINGLE-GAME HIGHS

ATT: 36 at BUF (12/10/17)

YARDS: 212 vs. SEA (11/19/06)

TDS: 2, 13 times (Last: at GB 11/6/16)

LG: 80t vs. SEA (9/20/09)

REC: 11 at ARZ (11/25/07)

YARDS: 102 at KC (9/26/10)

TDS: 1, 16 times (Last: vs. HOU 12/11/16)

LG: 55t vs. PHI (9/28/14)

at least 13 touchdowns in a season. In 1995, wide receiver Jerry Rice had 17 and running back Derek Loville had 13.

- Since his rookie season in 2005, the 49ers were 41-9-1 when Gore had 20-plus carries and 31-8 when he broke the 100-yard plateau.
- With 23 touches (21 carries, two receiving) at New England on Dec. 16, 2012, reached 2,197 total touches and surpassed running back Roger Craig for the most in 49ers history.
- Scored 83 total touchdowns (70 rushing, 12 receiving, one fumble return) while playing in San Francisco, good for the third-most in 49ers history.
- His 13,827 rushing yards since his rookie season in 2005 rank as the most in the NFL during that time span.
- Earned Pro Bowl honors in 2006 after setting single-season franchise records in San Francisco with 312 carries, 1,695 rushing yards, 2,180 total yards from scrimmage and nine 100-yard rushing games.
- Has the most 100-yard rushing games in 49ers history (39). His seven 150-yard performances are also the most in San Francisco franchise history.
- Has the most consecutive 100-yard rushing games (five) in 49ers history.
- Ranks second in San Francisco franchise history in receptions (342) and receiving yards (2,883) by a running back.
- In 2006 and 2010, was named the recipient of the 49ers Bill Walsh Award.
- Set a 49ers single-game rushing record with 212 yards vs. Seattle on November 19, 2006.
- Has started 105 consecutive games at running back, which is the most among all active running backs in the NFL.
- The recipient of the 2016 Art Rooney Sportsmanship Award, which is presented to a player who best

demonstrates the qualities of on-field sportsmanship, including fair play, respect for the game and opponents, and integrity in competition.

2017 (COLTS):

- Started at running back in a Week 1 loss at the Los Angeles Rams (9/10) and led the team in rushing with 42 yards on 10 carries. Also contributed with one reception for 10 yards. Surpassed Thurman Thomas (16,532) for the ninth most yards from scrimmage in NFL history after finishing with 52 against the Rams.
- In a Week 2 loss against Arizona (9/17), tallied 14 carries for 46 yards and one touchdown. Gave Indianapolis a 7-0 lead with his five-yard touchdown on the team's opening offensive possession of the game. Became the sixth player in NFL history with 75-plus career rushing touchdowns and 15-plus career receiving touchdowns.
- Tallied 25 carries for 57 yards and one touchdown in a Week 3 win against Cleveland (9/24). With 25 carries, he passed Eric Dickerson (2,996) for the ninth most rushes in NFL history. Gave the Colts a 28-7 lead in the second quarter with his four-yard rushing touchdown. On the rush, he became the ninth player in NFL history to register 3,000-plus carries.
- In a Week 4 loss at Seattle (10/1), started at running back and posted 12 carries for 46 yards and added three receptions for 34 yards. With 12 carries, he passed Marcus Allen (3,022) for the eighth most rushes in NFL history.
- Started at running back in a Week 5 win against San Francisco (10/8) and tallied 14 carries for 48 yards and added three catches for 38 yards with a long reception of 26 yards. With 14 carries, he passed Edgerrin James (3,028) for the seventh most carries in NFL history. On his first rush of the game, a nine-yard carry, he passed Eric Dickerson (13,259) for seventh on the league's all-time rushing yardage list.
- In a Week 6 loss at Tennessee (10/16), started at running back and led the team with 10 carries for 49 yards (4.9 avg.) and added two receptions for 18 yards.



- Totaled nine carries for 34 yards with a long rush of seven yards starting at running back in a Week 7 loss against Jacksonville (10/22).
- In a Week 8 loss at Cincinnati (10/29), started at running back and tallied 16 carries for a season-high 82 yards and added four receptions for 19 yards. He became the first running back to start 100 consecutive games since Curtis Martin totaled 119 straight starts from 1998-2005. Finished the game with 101 yards from scrimmage and became the ninth player in NFL history to top 17,000 career scrimmage yards. With his fourth carry of the game in the second quarter, passed Barry Sanders (3,062) for the sixth most carries in NFL history.
- Led the team in rushing with 17 carries for 51 yards, starting at running back in a Week 9 win at Houston (11/5). Also contributed with three catches for 26 yards.
- Started at running back in a Week 10 loss against Pittsburgh (11/12) and led the team in rushing with 17 carries for 54 yards and added one catch for seven yards.
- In a Week 12 loss against Tennessee (11/26), tallied 17 carries for 62 yards and one touchdown while adding two catches for 17 yards. Gave the Colts a 13-6 lead in the second quarter with his 14-yard touchdown run. With the score, he tied Tony Dorsett (77) for the 22nd most rushing touchdowns in NFL history.
- Started at running back in a Week 13 loss at Jacksonville (12/3) and finished with 13 carries for 61 yards. Passed Jerome Bettis (13,662) for the sixth most and LaDainian Tomlinson (13,684) for the fifth most rushing yards in NFL history. With 61 yards from scrimmage, topped 800-plus yards from scrimmage in 12 consecutive seasons (2006-17), the most of any active player. He is tied with Warrick Dunn (1997-08), Walter Payton (1975-86) and Jerry Rice (1985-96) for the second-longest streak in NFL history behind Emmitt Smith (1990-02) who topped 800-plus yards from scrimmage in 13 consecutive seasons.
- Tallied 36 carries for 130 yards and added one reception for 10 yards in a Week 14 loss at Buffalo (12/10). His 36 rushing attempts set a new single-game career-high and is tied for the third-most attempts by a Colts running back in franchise history. The 130 rushing yards are his most in a game dating back to Dec.

28, 2014 against Arizona. The total is also the most for a Colts running back since Dec. 18, 2011 when Donald Brown finished with 161 against Tennessee. With 130 rushing yards, he tied O.J. Simpson (42) for the 16th most 100-yard games in NFL history. With 140 scrimmage yards, he passed Curtis Martin (17,430) for the eighth most scrimmage yards in NFL history.

2016 (COLTS):

- Started all 16 games at running back for his sixth career year and his fifth consecutive year. Totaled 263 carries for 1,025 yards (3.9 avg.) and four touchdowns while adding 38 catches for 277 yards and four touchdowns. Became the first running back age 33 or older to rush for 1,000 yards in a season since 1984. Is one of five running backs in NFL history to record nine 1,000-yard rushing seasons. Started the season ranked 16th in NFL history in all-time rushing yards and moved eight spaces to the eighth all-time position surpassing the likes of Thurman Thomas, Franco Harris, Marcus Allen, Edgerrin James, Marshall Faulk, Jim Brown and Tony Dorsett. Set an NFL record with his 11th consecutive season with 1,200-plus yards from scrimmage.
- In a Week 1 loss against Detroit (9/11), led the team in rushing with 14 carries for 59 yards (4.2 avg.) while adding four receptions for 19 yards. With 59 rushing yards, passed Thurman Thomas (12,074) for the 14th most rushing yards in NFL history.
- Led the team in rushing with 13 carries for 44 yards while adding three receptions for 19 yards and one touchdown in a Week 2 loss at Denver (9/18). With 44 yards, Gore passed Franco Harris (12,120) for the 13th most rushing yards in NFL history. With 63 yards from scrimmage, he passed Warrick Dunn (15,306) for the 17th most in NFL history. Brought the Colts within three points with his seven-yard touchdown reception with 4:02 remaining in the fourth quarter. It was his first receiving touchdown since a Dec. 6, 2015 loss at Pittsburgh.
- Started at running back in a Week 3 win against San Diego (9/25) and totaled 21 carries for 82 yards (3.9 avg.) and one touchdown. Posted 70 rushing yards in the first half of play, which is the third-most for a Colts running back in a first half dating back to 2014 (Daniel Herron – 79 on Nov. 30, 2014 and Gore – 72 on Dec. 27, 2015). Gave the Colts a 10-0 lead in the first quarter with his six-yard rushing touchdown. It was his first rushing score of the season and the 71st of his career. With 83 yards from scrimmage, Gore passed Isaac Bruce (15,347) and Eric Dickerson (15,396) for the 16th and 15th most in NFL history.
- In a Week 4 loss at Jacksonville (10/2), started at running back and totaled 16 carries for 68 yards and one touchdown while adding five receptions for 27 yards. With 68 rushing yards, passed Marcus Allen

QUICK HITS

Gore has been selected to five Pro Bowls (2006, 2009, 2011, 2012 and 2013) and is one of only five players in NFL history to have at least nine 1,000-yard rushing seasons.

Gore has rushed for 13,827 yards, the fifth most in NFL history.

With 1,025 rushing yards in 2016, he joined Pro Football Hall of Famers Emmitt Smith (11), Curtis Martin (10), Walter Payton (10) and Barry Sanders (10) as the only players in NFL history to rush for 1,000 yards in nine different seasons.

With a 1,000-yard season in 2016, Gore became the first running back at the age of 33 or older to rush for 1,000 yards since John Riggins in 1984. He joins Riggins (1,239 yards in 1984 at age 35; 1,347 yards in 1983 at age 34), Franco Harris (1,007 yards in 1983 at age 33) and John Henry Johnson (1,048 yards in 1964 at age 35; 1,141 yards in 1962 at age 33) as the only players in NFL history to accomplish that feat at the age of 33 or older.

Set an NFL record with 11 consecutive seasons with 1,200-plus yards from scrimmage.

Following his 10-year career with San Francisco, Gore ranks first in 49ers history in rushing yards (11,073), attempts (2,442) and touchdowns (64) and ranks second in yards from scrimmage (13,956), trailing only Pro Football Hall of Fame wide receiver Jerry Rice (19,872).

Is one-of-four players to rush for 11,000 yards while playing for one team.

- (12,243), Edgerrin James (12,246) and Marshall Faulk (12,246) for the 12th, 11th and 10th-most rushing yards in NFL history. With 16 carries, passed Steven Jackson (2,764) for the 16th most in NFL history and with 95 yards from scrimmage, passed Randy Moss (15,451) for the 14th most in NFL history. Tallied the team's first touchdown of the game at the 14:48 mark of the fourth quarter to cut the Jaguars lead to 23-13. The score marked the first time he scored at least one touchdown (rushing or receiving) in three consecutive games since Nov. 25 – Dec. 9, 2012.
- Tallied 14 carries for 75 yards and added one reception for four yards in a Week 5 victory against Chicago (10/9). With 75 rushing yards, passed Jim Brown (12,312) for ninth place on the NFL's all-time rushing yardage list.
- Started at running back in a Week 6 loss at Houston (10/16) and tallied 22 carries for 106 yards and added one catch for two yards. With 106 yards, registered the team's first 100-yard rushing performance in 55 regular season games. With 108

scrimmage yards, passed Edgerrin James (15,610 and Tiki Barber (15,632) for the 13th and 12th most in NFL history.

- In a Week 7 win at Tennessee (10/23), started at running back and led the Colts in rushing with 61 yards on 17 carries while adding five catches for 22 yards and one touchdown. Gave the Colts a 7-6 lead with his three-yard touchdown reception from Andrew Luck at the 4:46 mark of the first quarter. It was his second receiving touchdown of the season.
- Totaled nine carries for 37 yards and added two catches for 25 yards and one touchdown starting at running back in a Week 8 loss against Kansas City (10/30). It was his third receiving touchdown of the season, which tied his season career-high (2009).
- Started at running back in a Week 9 win at Green Bay (11/6) and recorded 19 carries for 60 yards and two touchdowns and two catches for 11 yards. With two receptions, tallied 400 for his career and joined Walter Payton, Emmitt Smith, Curtis Martin and LaDainian Tomlinson as the only NFL players with 12,500-plus rushing yards and 400-plus catches. His two rushing touchdowns tied a career single-game high, which he set on 12 other occasions. With 19 carries, passed Marshall Faulk (2,836) for the 15th most rushes in NFL history. Gave the Colts a 14-3 lead with his seven-yard touchdown run with 4:28 remaining in the first quarter. He posted his second touchdown of the game at the 9:35 mark in the fourth quarter, to give the Colts a 31-13 advantage.
- Tallied 18 carries for 50 yards and added four receptions for 71 yards with a long catch of 49 yards starting at running back in a Week 11 victory against Tennessee (11/20). The 71 receiving yards were the sixth most in a single game in his career and his most since Sept. 26, 2010 at Kansas City (102). Logged a 49-yard reception in the first quarter, which led to a Colts touchdown. It was the second longest reception of his career (55t vs. Philadelphia, 9/28/14).
- Tallied 15 carries for 28 yards and added one catch for three yards in a Week 12 loss against Pittsburgh (11/24). With 15 carries, he passed Eddie George (2,685) and Thurman Thomas (2,877) for the 14th and 13th most carries in NFL history.
- Led the team with 20 carries for 79 rushing yards starting at running back in a Week 13 victory at the New York Jets (12/5). Following his 19-yard rush in the second quarter, he passed Tony Dorsett (12,739) for the eighth most rushing yards in NFL history.
- In a Week 14 loss against Houston (12/11), tallied 10 carries for 41 yards and added two receptions for 33 yards and one touchdown. With 74 scrimmage yards, passed Terrell Owens (16,185) for the 11th most in league history. Cut Houston's lead to 16-10 in the third quarter following his 18-yard touchdown reception. With the score, he set a new season-high in touchdown receptions with four.
- In a Week 15 victory at Minnesota (12/18), led both teams in rushing with 26 carries for 101 yards. He also added four catches for 14 yards. Reached 100 yards for the second time this season. It's the first time since 2007 a Colts running back rushed for multiple 100-yard rushing games in the same season (Joseph Addai, four). With 26 carries he passed John Riggins (2,916) for the 12th most on the NFL's all-time list. Passed Tony Dorsett (16,293) for the 10th most yards from scrimmage in NFL history. Totaled 69 rushing yards in the first half.

ART ROONEY SPORTSMANSHIP AWARD RECIPIENT

Frank Gore was named the winner of the third annual Art Rooney Sportsmanship Award at the 2017 NFL Honors show. The award is bestowed upon the NFL player that best demonstrates the qualities of on-field sportsmanship, including fair play, respect for the game and opponents, and integrity in competition. Each NFL team nominated one of its players for the award in November. The group of 32 nominees were narrowed down to eight finalists by a panel of former players from the NFL Legends Community, which included Warrick Dunn, Curtis Martin, Karl Mecklenburg and Leonard Wheeler. Each NFL team then reviewed the finalists and submitted a consensus vote. Created in 2014, the award was named in honor of the late founding owner of the Pittsburgh Steelers and Pro Football Hall of Famer Art Rooney, Sr. The past winners of the award include former Oakland Raiders safety Charles Woodson (2015) and Arizona Cardinals wide receiver Larry Fitzgerald (2014).



- Started at running back in a Week 16 loss at Oakland (12/24) and tallied 13 carries for 72 yards and added one catch for 12 yards. With 72 rushing yards, reached 13,000 career rushing yards, becoming the eighth player in NFL history to reach that plateau. With 84 scrimmage yards, he eclipsed 1,200 for the season which marked his 11th consecutive season with at least 1,200 scrimmage yards, which set an NFL record. Surpassed Curtis Martin, Barry Sanders and Emmitt Smith as the only players to reach 1,200 scrimmage yards in 10 seasons. With 13 carries, passed Tony Dorsett (2,936) for the 11th most carries in NFL history.
- In a Week 17 victory against Jacksonville (1/1/17), tallied 16 carries for 62 yards and added two receptions for 14 yards. With 62 rushing yards, posted his ninth career 1,000-yard rushing season and his first since 2014. He is the first Colts running back since Joseph Addai in 2007 to rush for 1,000 yards and the eighth running back in team history to rush for 1,000. With 1,000 rushing yards, he joined Pro Football Hall of Famers Emmitt Smith (11), Curtis Martin (10), Walter Payton (10) and Barry Sanders (10) as the only players in NFL history to rush for 1,000 yards in nine different seasons. Became the first running back at the age of 33 or older to rush for 1,000 yards since John Riggins in 1984. With 16 carries, he passed Franco Harris (2,949) for the 10th most rushes in NFL history.

2015 (COLTS):

- Started all 16 games at running back and totaled 260 carries for 967 yards and six touchdowns while adding 34 receptions for 267 yards and one score.
- His 967 rushing yards were the most for a Colts running back in a season dating back to 2007 (Joseph Addai, 1,072).
- In a Week 2 loss against the New York Jets (9/21), led the team in rushing with 15 carries for 57 yards (3.8 avg.). With 61 scrimmage yards (57 rushing, four receiving), he topped 14,000 for his career.
- Led the team in rushing with 14 carries for 86 yards and two touchdowns starting at running back in a Week 3 win at Tennessee (9/27). Scored his first touchdown in a Colts uniform when he found the end zone on a one-yard run in the first quarter to give Indianapolis a 7-0 lead. Added the game-winning six-yard touchdown with 2:51 remaining in the fourth quarter. It was his 11th career multiple touchdown game and his first two-touchdown game since Week 8 of the 2013 season against Jacksonville. With 86 rushing yards, passed O.J. Simpson (11,236) for the 19th most rushing yards in NFL history.
- Totaled 22 carries for 98 yards (4.5 avg.) and one touchdown starting at running back in a Week 5 win at Houston (10/8). Tallied his third touchdown of the season on a three-yard rush on the team's opening offensive possession of the second half. With 98 yards, he passed John Riggins and Steven

Jackson for the 17th most rushing yards in NFL history. With 22 carries, he topped 2,500 rushes for his career.

- Led the team with 28 rushes for 83 yards and one touchdown and added one reception for 19 yards starting at running back in a Week 9 victory against Denver (11/8). Gave the Colts a 7-0 lead with his seven-yard rushing touchdown at the 6:48 mark of the first quarter. On the drive, he also contributed with a 17-yard gain. The touchdown signified the first points the Broncos defense allowed in the first quarter all season. His 28 carries were his most in a game dating back to Oct. 30, 2011 against Cleveland. He also passed Ottis Anderson for the 21st most rushes in NFL history. With his 19-yard reception in the second quarter, Gore surpassed 3,000 receiving yards for his career.
- Totaled 14 carries for 34 yards and led the team with five receptions for 46 yards starting at running back in a Week 11 win at Atlanta (11/22). Passed Fred Taylor for the 15th most rushing yards in NFL history.
- Started at running back and recorded 19 carries for 24 yards while adding two receptions for 13 yards in a Week 12 victory against Tampa Bay (11/29). With 19 rushes, passed Corey Dillon for the 20th most and Ricky Watters for the 19th most carries in NFL history.
- In a Week 13 loss at Pittsburgh (12/6), registered 13 carries for 45 yards and added three receptions for 49 yards and one touchdown. With 94 yards from scrimmage, surpassed Pro Football Hall of Famer Jim Brown for the 23rd most and Ricky Watters for the 22nd most yards from scrimmage all-time in NFL history. Gave the Colts a 10-6 lead with his nine-yard touchdown reception from Matt Hasselbeck in the second quarter. It was his first receiving touchdown of the season and the 12th of his career.
- In a Week 15 loss against Houston (12/20), led the team with 16 carries for 44 yards while adding one catch for 15 yards. Topped 15,000 scrimmage yards for his career.
- In a Week 16 win at Miami (12/27), totaled 15 carries for 85 yards and two touchdowns and added two receptions for 10 yards. With 15 carries, passed Warrick Dunn for the 18th most and Thomas Jones for the 17th most rushing attempts in NFL history. With 95 yards from scrimmage, passed Steven Jackson for the 21st most and Jerome Bettis for the 20th most yards from scrimmage in NFL history. Gave the Colts an 8-0 lead following his 37-yard rushing touchdown in the first quarter. The rush was his longest of the season and the longest for the Colts dating back to Nov. 30, 2014 (Daniel Herron, 49-yard touchdown). Added his second score of the game on an 11-yard rush in the second quarter to give the Colts a 15-6 lead. Tied his single-game career-high with two rushing touchdowns, which

he's accomplished 12 times in his career. Brought his season total to six rushing touchdowns, which was his most since 2013 (nine) as a member of San Francisco.

- Started his 76th consecutive game at running back in a Week 17 victory against Tennessee (1/3/16), which ranks first among active players. Totaled 19 carries for 76 yards in his 150th career start. With 76 rushing yards, he became the 15th player in NFL history to log 12,000 career rushing yards. Finished with 967 rushing yards on the season, which was the most for a Colts running back since 2007 (Joseph Addai, 1,072). With 76 yards from scrimmage, he passed Tim Brown for the 19th most and Tony Gonzalez for the 18th most yards from scrimmage in NFL history.

2014 (49ERS):

- Started all 16 games at running back and totaled 255 carries for 1,106 yards and four touchdowns while contributing with 11 receptions for 111 yards and one touchdown.
- Recorded 16 carries for 66 yards at Dallas (9/7), surpassing 10,000 career rushing yards.
- Rushed for 119 yards on 24 carries while adding one reception for 55 yards and one touchdown against Philadelphia (9/28). It marked his 36th career 100-yard game and his first since Dec. 8, 2013 (110 yards against Seattle). He hauled in a 55-yard touchdown pass from quarterback Colin Kaepernick, marking the longest reception of his career and the longest by a 49ers running back since Dec. 12, 2010 when Brian Westbrook had a 62-yard touchdown reception against Seattle.
- Registered 18 carries for 107 yards against Kansas City (10/5), to move him past running back Ottis Anderson with the 26th most rushing yards in NFL history. He rushed for 100-plus yards in consecutive weeks for the first time since registering five consecutive 100-yard games in 2011 (Oct. 2, 2011 – Nov. 6, 2011).
- Rushed for 158 yards and one touchdown on 26 carries (6.1 avg.) against San Diego (12/20), the fifth-most rushing yards in a single game in his career. His 52-yard touchdown run on the opening series of the game was his longest rush since Oct. 16, 2011 at Detroit (55 yards) and his longest touchdown run since Nov. 1, 2009 at Indianapolis (64 yards). He became the first player in the NFL to record a rushing touchdown and touchdown reception of 50-plus yards during the season (55-yard touchdown reception against Philadelphia on 9/28). He and quarterback Colin Kaepernick (151 yards) became the first 49ers teammates to rush for over 100 yards in the same game since Nov. 13, 1977 when Wilbur Jackson had 123 yards on the ground and Delvin Williams rushed for 110 yards. He and Kaepernick also became the fourth pair of teammates to rush for 150-plus yards in a game in NFL History, and the first since 1976.
- Recorded 25 carries for 144 yards against Arizona (12/28). Finished the season with 1,106 rushing yards, marking his fourth consecutive 1,000-yard season and the eighth of his career. He also surpassed 11,000 rushing yards for his career.

2013 (49ERS):

- Started all 16 games at running back and compiled 276 rushes for 1,128 yards and nine touchdowns. He added 16 receptions for 141 yards.
- With 21 carries for 44 yards and one touchdown, and two receptions for 21 yards against Green Bay (9/8), he passed running back Roger Craig (11,506 yards) and moved into second place in franchise history with 11,535 total yards from scrimmage.
- With 21 receiving yards against Indianapolis (9/22), he finished the game with 2,687 career receiving yards, moving into second place in franchise history for the most receiving yards by a running back. Running back Roger Craig holds the franchise record with 4,442 career receiving yards.
- Along with quarterback Colin Kaepernick, the duo had two rushing touchdowns at Jacksonville (10/27), and it marked the first time the 49ers had a quarterback and running back each run for two touchdowns in the same game since Oct. 1, 1961 (quarterback Billy Kilmer and running back/fullback J.D. Smith). The last time it happened in the NFL was on Nov. 9, 2003 (San Diego quarterback Doug Flutie and running back LaDainian Tomlinson). The 49ers four rushing touchdowns against the Jaguars tied for the most by any team in the NFL during the 2013 season.
- With a start at New Orleans (11/17), Gore moved past running back Ken Willard for the second-most games played by a running back in franchise history with 125 games.
- Rushed for a game-high 110 yards on 17 carries (6.5 avg.) vs. Seattle (12/8), including a season-long 51-yard run late in the fourth quarter to set up the game-winning field goal by kicker Phil Dawson. The 51-yard run by Gore was his longest since Oct. 16, 2011 at Detroit (55 yards). It was Gore's third 100-yard game of the season and 35th of his career. His 35 career 100-yard games are the second-most among all players since 2005. The 49ers improved to 28-7 when Gore rushed for 100-yards-or-more.
- With 86 yards rushing on 22 carries at Tampa Bay (12/15), eclipsed 1,000 rushing yards for the season (1,017 yards), marking the seventh time in nine seasons that he has rushed for 1,000 yards. He also became just the 20th player in NFL history to register at least seven career 1,000-yard rushing seasons.
- Notched 21 carries for 97 yards and one touchdown against Atlanta (12/23), becoming just the sixth active player to reach 60 career rushing touchdowns.
- Had 20 carries for 66 yards and one touchdown at Green Bay (1/5/14) in the NFC Wild Card Playoffs, marking his fifth career postseason rushing touchdown, which is tied for the fourth-most

postseason rushing touchdowns in franchise history.

- Tallied 17 carries for 84 yards at Carolina (1/12/14) in the NFC Divisional Playoffs, including a 39-yard run in the fourth quarter. Rushed for 632 yards in the postseason, ranking second in franchise history for the most postseason rushing yards.

2012 (49ERS):

- Started all 16 games at running back and recorded 258 carries for 1,214 yards and eight touchdowns while totaling 28 catches for 234 yards and one touchdown.
- Led the NFL in rushing yards (319) and rushing touchdowns (four) in the 2012 postseason.
- His 4.7-yard rushing average was the sixth-highest in the NFL (minimum 200 attempts). He ranked 10th in the NFL and fifth in the NFC with 1,214 rushing yards on the season.
- Rushed for 131 yards on 16 carries (8.2 avg.) against Seattle (10/18).
- Scored his 50th career rushing touchdown and 60th total touchdown on a one-yard run in the third quarter against Miami (12/9).
- Registered his first career fumble return for a touchdown, scooping up a fumble by quarterback Colin Kaepernick and taking it nine yards for a touchdown at New England (12/16).
- Notched his first career 100-yard game in the postseason, rushing for 119 yards and one touchdown on 23 carries against Green Bay (1/12/13) in the NFC Divisional Playoffs.
- Led the 49ers with 21 carries for 90 yards and two touchdowns at Atlanta (1/20/13) in the NFC Championship Game. It marked his first career multiple-touchdown performance in the postseason.
- Rushed for 110 yards and one touchdown on 19 carries against Baltimore (2/3/13) in Super Bowl XLVII, setting the franchise record for most rushing yards in a Super Bowl. Scored on a six-yard touchdown run, marking his fourth rushing touchdown of the postseason.

2011 (49ERS):

- Started 15-of-16 games at running back and posted 282 carries for 1,211 yards and eight touchdowns while contributing with 17 receptions for 114 yards.
- Earned Pro Bowl honors after setting the career record for most rushing yards in franchise history (7,625). Recorded the second-most career rushing attempts (1,653) and a new team record for hitting the century mark on the ground in five consecutive games (127 yards at Philadelphia, 125 against Tampa Bay, 141 at Detroit, 134 against Cleveland and 107 yards at Washington).
- Rushed for 127 yards and a touchdown at Philadelphia (10/2), marking his 25th career 100-yard game. His score with 3:00 remaining in the game gave the 49ers a 24-23 lead in the come-from-behind victory.

- Ran for 125 yards and one touchdown vs. Tampa Bay (10/9), moving him into fourth place in franchise history with 38 career rushing touchdowns.
- Scored his fourth rushing touchdown of the season at Detroit (10/16) and ran for 141 rushing yards on 15 carries.
- Moved into second place in franchise history for rushing yards with 134 yards and a touchdown against Cleveland (10/30), passing running back Roger Craig (7,064). With 134 rushing yards on the day, hit the century mark on the ground in four consecutive games for the first time in his career. His touchdown marked the first time in his career that he scored a rushing touchdown in four-straight games.
- Recorded 107 rushing yards on 19 carries at Washington (11/6), setting a franchise record with five consecutive 100-yard rushing games.
- Broke the record for most rushing yards in franchise history vs. St. Louis (12/4), passing 49ers and Pro Football Hall of Fame fullback Joe Perry (7,344). Gore broke the record on a two-yard run in the second quarter and finished the day with 73 yards on 21 carries.
- Notched his fifth 1,000-yard rushing season of his career at Arizona (12/11), recording 72 yards and one touchdown on 10 carries. Gore registered his sixth rushing touchdown of the season and 41st of his career on a 37-yard run, the team's longest rushing touchdown of the season.

2010 (49ERS):

- Started all 11 games he played in at running back and finished with 203 carries for 853 yards and three touchdowns while adding 46 receptions for 452 yards and two touchdowns.
- With 112 yards rushing vs. New Orleans (9/20), set the franchise record for the most career 100-yard games (21), passing running back Joe Perry (20). He finished the day against New Orleans with a team-high seven receptions for 56 yards and 168 total yards from scrimmage. It marked the second time in his career that he recorded a rushing and receiving touchdown in the same game (at Arizona 9/13/09).
- Registered nine receptions for a career-high 102 yards, marking the first 100-yard receiving game of his career. The last 49ers running back to eclipse the 100-receiving yard plateau was running back Garrison Hearst at Chicago (10/28/01) when he had four receptions for 105 yards with one touchdown.
- Had six receptions for 60 yards at Atlanta (10/3), marking the fourth game in the 2010 season he registered at least six receptions and the third consecutive game with at least 50 yards receiving. It marked the first time in his career that he had recorded at least six receptions in four consecutive games.
- Eclipsed the 100-yard plateau for the second time in the season, rushing for 149 yards on 25 carries against Oakland (10/17). Moved into third on the

49ers all-time rushing list with 6,032 rushing yards passing running back Ken Willard (5,930).

- Eclipsed the 100-yard plateau for the fourth time in the season against Denver (10/31), rushing for 118 yards and one touchdown on 29 carries. It marked his third consecutive 100-yard performance. The last time he accomplished the feat was Nov. 12, 2006 (159 yards at Detroit), Nov. 19, 2006 (212 yards vs. Seattle) and Nov. 26, 2011 (134 yards at St. Louis).
- Scored on a one-yard touchdown run, set up by a 65-yard pass from quarterback Troy Smith to wide receiver Josh Morgan against St. Louis (11/14).
- Moved past running back Joe Perry (8,624) into fourth place on the 49ers all-time yards from scrimmage list after rushing for 60 yards vs. Tampa Bay (11/21) to bring his total career to 8,645 yards.

2009 (49ERS):

- Started all 14 games he played in at running back and registered 229 carries for 1,120 yards and 10 touchdowns while adding 52 catches for 406 yards and three touchdowns.
- Logged his fourth consecutive 1,000-yard rushing season (2006-09), becoming the only player in 49ers history to record four 1,000-yard seasons.
- Set career highs with 13 combined touchdowns (10 rushing, three receiving). His 10 rushing touchdowns tied a single-season team record with running backs Derek Loville (1995), Ricky Watters (1993), Billy Kilmer (1961), J.D. Smith (1959) and Joe Perry (1953).
- Ranked tied for second in the NFC and tied for eighth in the NFL in scoring (78).
- Finished the season ranked fifth in the NFC and tied for 11th in the NFL with 1,120 rushing yards and 10 rushing touchdowns.
- Registered a rushing touchdown and a receiving touchdown in the same game for the first time in his career at Arizona (9/13).
- Scored rushing touchdowns of 79 and 80 yards, breaking his career long twice in the same game against Seattle (9/20). Joined running back Barry Sanders (at Tampa Bay (80, 82) 10/12/97) as the only players in NFL history to register touchdown runs of 75-plus yards in the same game. Set a new career-high with 246 yards from scrimmage (207 rushing yards, 39 receiving yards). Became the first player in franchise history to have two runs of 79 yards-or-more in the same game. Named NFC Offensive Player of the Week and FedEx Ground Player of the Week for his performance.
- Registered a 64-yard touchdown run against Indianapolis (11/1). It marked his third rushing touchdown of the season over 60 yards, a feat that hadn't been accomplished by a 49er since running back Garrison Hearst (96t, 71t and 70t) in 1998. Along with Jaguars running back Maurice Jones-Drew, became the first players to record three rushing touchdowns over 60 yards in one season

since 2003 (Ahman Green - 98t, 65t and 60t; RB Jamal Lewis - 82t, 72t and 63t).

- Extended his career-long streak of consecutive games with a touchdown to five with a four-yard touchdown reception against Jacksonville (11/29), becoming the first 49er to score a touchdown in five consecutive games since wide receiver Terrell Owens (Nov. 4, 2001 - Dec. 2, 2001).
- Named NFC Offensive Player of the Week for his performance vs. Arizona (12/14) on *Monday Night Football*. Rushed for 167 yards and one touchdown. His 167 rushing yards were the highest rushing total on *Monday Night Football* in franchise history (Garrison Hearst, 198 yards rushing against Detroit 12/14/98). With 104 yards rushing in the first half, it marked the second time in 2009 that he eclipsed the 100-yard rushing plateau before halftime against Seattle (9/20).
- Rushed for 107 yards on 16 carries at Philadelphia (12/20), becoming the first running back in 20 regular season games to rush for over 100 yards against the Eagles.

2008 (49ERS):

- Started all 14 games at running back and registered 240 rushes for 1,036 yards and six touchdowns. Contributed with 43 receptions for 373 yards and two touchdowns.
- Became the first player in 49ers history to record three consecutive 1,000-yard seasons.
- Totaled 151 yards of offense in the season opener against Arizona (9/7), rushing for 96 yards on 14 carries, including a 41-yard touchdown run, and catching four passes for 55 yards.
- Rushed for 130 yards and a touchdown on 27 carries against Detroit (9/21).
- Scored two first half touchdowns against St. Louis (11/16), marking his 15th career 100-yard rushing game.
- Recorded 52 rushing yards and a touchdown against the New York Jets (12/7) before leaving the game with an ankle injury in the third quarter.

2007 (49ERS):

- Started all 15 games at running back and tallied 260 carries for 1,102 yards and five touchdowns while adding 53 catches for 436 yards and one touchdown.
- Posted a team-high 53 receptions for 436 yards and a touchdown, despite playing the majority of season with a nagging ankle injury in addition to being slowed with a broken hand suffered in training camp. Finished sixth in NFL in combined yards with 1,533 yards (1,102 rushing, 436 receiving).
- Named the 15th winner of the annual Garry Niver Award by reporters covering the team who represent the San Francisco Chapter of the Pro Football Writer's Association in December of 2007.
- Gained 81 yards on 20 carries with two touchdowns at St. Louis (9/16), with one of his scores coming on a 43-yard run on fourth-and-one in the third quarter.

- Inactive at Atlanta (11/4) due to the ankle injury originally suffered at the New York Giants (10/21), which was further aggravated vs. New Orleans (10/28).
- Named NFC Offensive Player of the Week after having one of his best outings of the season at Arizona (11/25), rushing for 116 yards and two touchdowns on 21 carries and recording a career-high with 11 receptions while adding 98 receiving yards. The 11 receptions by a running back marked the second most in team history, behind the 12 receptions running back Roger Craig totaled twice.
- Ran for a season-high 138 yards on 29 carries vs. Cincinnati (12/15).

2006 (49ERS):

- Started all 16 games at running back and totaled 312 carries for 1,695 yards and eight touchdowns. Also contributed with 61 receptions for 485 yards and one touchdown.
- Named to the Pro Bowl after setting single season franchise records with 312 carries and 1,695 yards to go along with eight touchdowns, while also recording a team-high 61 receptions for 485 yards with a score.
- His 2,180 yards from scrimmage set a franchise record and ranked fourth in the NFL and second in the NFC.
- Finished third in the NFL and led the NFC in rushing yards with 1,695, while ranking third in the NFL with a 5.4-yard rushing average. Also led the NFL with 16 rushes of 20 yards or more.
- Recorded nine 100-yard games in 2006, which shattered the previous franchise record of six by running backs Garrison Hearst (1998) and Roger Craig (1988).
- Earned the 49ers 2006 Ed Block Courage Award for his tireless work ethic and determination while rehabilitating two surgically repaired shoulders during the 2006 offseason. Also named co-recipient of the 2006 Bill Walsh Award along with cornerback Walt Harris.
- Named NFC Offensive Player of the Week for his performance against Oakland (10/8) after rushing 27 times for 134 yards and hauling in three receptions for 38 yards.
- Posted 22 carries for 159 yards (7.2 avg.) at Detroit (11/12). Took a third-and-16 draw play for 61 yards and a touchdown, breaking several tackles en route to the end zone. Had 148 yards at halftime, a career-high and franchise record for rushing yards in a half.
- Named NFC Offensive Player of the Week after having a record day against Seattle (11/19), carrying the ball 24 times for a franchise record and career-high 212 yards. Also caught four passes for 26 yards and established a career-high with 238 combined yards.
- Registered 29 carries for 144 yards and four receptions for 34 yards and his first career receiving touchdown on *Thursday Night Football* at Seattle (12/14).
- Capped his outstanding season at Denver (12/31)

with a then-career-high 31 carries for 153 yards, marking a franchise record of nine 100-yard rushing games in a season.

2005 (49ERS):

- Participated in 14 games (one start) in his rookie season and notched 127 carries for 608 yards and three touchdowns while totaling 15 catches for 131 yards.
- Led the team in rushing with 608 yards on 127 carries with three rushing touchdowns, adding 15 receptions for 131 yards. The last time a rookie led the 49ers in rushing was 1990 when running back Dexter Carter recorded 460 yards. The 608 yards were the most for a 49ers rookie since running back Roger Craig had 725 yards rushing in 1983.
- Rushed for 17 yards on four carries and caught two passes for 21 yards in his first career game against St. Louis (9/11).
- Recorded a 72-yard touchdown in the fourth quarter at Washington (10/23) to mark his first career rushing touchdown.
- Made his first NFL start and had over 100 combined yards, recording 79 yards rushing on 19 attempts and 57 receiving yards on three receptions at Jacksonville (12/18).
- Registered his first career 100-yard game against Houston (1/1) with 108 yards on 25 carries.

COLLEGE:

- Rushed for 1,975 yards at the University of Miami (FL), finishing his college career ranked seventh on the school's career rushing list.
- Also caught 23 passes for 225 yards (9.8 avg.), returned two kickoffs for 48 yards and recorded five tackles on special teams.
- Finished his final season with career highs for rushing yards (945), carries (197) and touchdowns (eight) as he ranked fourth in the ACC in rushing yards.

PERSONAL:

- Attended Coral Gables (Fla.) High School, where he was one of the nation's most heavily-recruited running backs after setting a Dade County record for rushing yards in a season with 2,953 yards and 34 touchdowns as a senior in 2000.
- Rushed for 1,559 yards and 28 touchdowns as a junior in 1999 in addition to posting 301 receiving yards and four more scores through the air.
- Listed as the best running back on the *Florida Times-Union* Super 75 list and earned *SuperPrep* All-America honors.
- Majored in business management and organization at Miami.
- A native of Coral Gables, Fla.

GETTING TO KNOW FRANK GORE

Favorite team and/or athlete outside of football:

Miami Heat/LeBron James

Favorite food: Seafood

Favorite vacation spot: Hawaii

Favorite movie: *Little Giants*

2017 GAME-BY-GAME STATISTICS

Date/Opp.	RUSHING					RECEIVING						
	GP	GS	No.	Yards	Avg.	LG	TD	No.	Yards	Avg.	LG	TD
9/10 @ LAR	1	1	10	42	4.2	16	0	1	10	10.0	10	0
9/17 vs. ARI	1	1	14	46	3.3	13	1	0	0	0.0	0	0
9/24 vs. CLE	1	1	25	57	2.3	21	1	1	0	0.0	0	0
10/1 @ SEA	1	1	12	46	3.8	14	0	3	34	11.3	19	0
10/8 vs. SF	1	1	14	48	3.4	16	0	3	38	12.7	26	0
10/16 @ TEN	1	1	10	49	4.9	12	0	2	18	9.0	11	0
10/22 vs. JAX	1	1	9	34	3.8	7	0	0	0	0.0	0	0
10/29 @ CIN	1	1	16	82	5.1	15	0	4	19	4.8	12	0
11/5 @ HOU	1	1	17	51	3.0	16	0	3	26	8.7	11	0
11/12 vs. PIT	1	1	17	54	3.2	9	0	1	7	7.0	7	0
11/26 vs. TEN	1	1	17	62	3.6	14	1	2	17	8.5	11	0
12/3 @ JAX	1	1	13	61	4.7	16	0	0	0	0.0	0	0
12/10 @ BUF	1	1	36	130	3.6	10	0	1	10	10.0	10	0
12/14 vs. DEN												
12/23 @ BAL												
12/31 vs. HOU												
2017 TOTALS	13	13	210	762	3.6	21	3	21	179	8.5	26	0

CAREER REGULAR SEASON STATISTICS

Year	RUSHING					RECEIVING						
	GP	GS	No.	Yards	Avg.	LG	TD	No.	Yards	Avg.	LG	TD
2017 IND	13	13	210	762	3.6	21	3	21	179	8.5	26	0
2016 IND	16	16	263	1,025	3.9	22	4	38	277	7.3	49	4
2015 IND	16	16	260	967	3.7	37	6	34	267	7.9	34	1
2014 SF	16	16	255	1,106	4.3	52	4	11	111	10.1	55	1
2013 SF	16	16	276	1,128	4.1	51	9	16	141	8.8	29	0
2012 SF	16	16	258	1,214	4.7	37	8	28	234	8.4	26	1
2011 SF	16	15	282	1,211	4.3	55	8	17	114	6.7	13	0
2010 SF	11	11	203	853	4.2	64	3	46	452	9.8	41	2
2009 SF	14	14	229	1,120	4.9	80	10	52	406	7.8	48	3
2008 SF	14	14	240	1,036	4.3	41	6	43	373	8.7	26	2
2007 SF	15	15	260	1,102	4.2	43	5	53	436	8.2	23	1
2006 SF	16	16	312	1,695	5.4	72	8	61	485	8.0	39	1
2005 SF	14	1	127	608	4.8	72	3	15	131	8.7	47	0
TOTAL	193	179	3,175	13,827	4.4	80	77	435	3,606	8.3	55	16

CAREER POSTSEASON STATISTICS

Year	RUSHING					RECEIVING						
	GP	GS	No.	Yards	Avg.	LG	TD	No.	Yards	Avg.	LG	TD
2013 SF	3	3	48	164	3.4	39	1	3	36	12.0	17	0
2012 SF	3	3	63	319	5.1	33	4	2	48	24.0	45	0
2011 SF	2	2	29	163	5.6	42	0	13	83	6.4	24	0
TOTAL	8	8	140	646	4.6	42	5	18	167	9.3	45	0

56
ILB



JERMAINE GRACE

6-1 • 223 • MIAMI (FL)

NFL EXP: Rookie

HOW ACQUIRED: W – 2017 (ATL)

BORN: 11/8/93

GP/GS (POSTSEASON): 8/0 (0/0)

CAREER TRANSACTIONS:

- Claimed off waivers (Atlanta) by the Colts on November 15, 2017.
- Waived by the Atlanta Falcons on November 14, 2017.
- Selected by the Falcons as an undrafted free agent on May 2, 2017.

2017 (FALCONS/COLTS):

- Saw action in five games with the Falcons primarily on special teams, but did not record a tackle.
- Competed in his first game as a member of the Colts during a Week 12 loss against Tennessee (11/26) and totaled one special teams tackle.
- Notched one special teams tackle in a Week 13 loss at Jacksonville (12/3).
- Finished with two special teams tackles in a Week 14 loss at Buffalo (12/10).

COLLEGE:

- Was a three-year letterman (2013-15) at Miami (FL), appearing in 37 games (10 starts).
- Recorded 147 tackles (84 solo), 5.0 sacks, 12.5 tackles for loss, six passes defended, two fumble recoveries and one forced fumble.
- Played in all 13 games (10 starts) as a junior in 2015 and tallied 79 tackles (44 solo), 6.0 tackles for loss, 2.0 sacks, five passes defended and one forced fumble.
- In 2014, saw action in all 13 games (10 starts) and posted 60 tackles (36 solo), 6.5 tackles for loss, 3.0 sacks, one pass defended and two fumble recoveries.
- As a true freshman in 2013, appeared in 11 games and recorded eight tackles (four solo).

PERSONAL:

- Attended Miramar High School in Miami Gardens, Fla. where he tallied 140 tackles, two interceptions, 9.0 sacks and 20.0 tackles for loss.
- Was rated as a four-star recruit by ESPNU, 247Sports and *Rivals.com* and was ranked as the 11th best linebacker nationally by ESPN.
- A native of Hollywood, Fla.

SINGLE-GAME HIGHS

TACKLES: 0

SACKS: 0

FF: 0

FR: 0

INT: 0

PD: 0

GETTING TO KNOW JERMAINE GRACE

Favorite team and/or athlete outside of football:

Ray Lewis

Hobbies outside of football: I like to work on cars, collect shoes and play video games

What is something interesting about you that most people may not know: I like to sing

Favorite food: Oxtails

Favorite vacation spot: I want to go to Bora Bora and Dubai

If you could have lunch with three people, living or dead, who would they be:

My sister, my grandmother and my aunt who have all passed away

Favorite movie: *Karate Kid*

What's the one thing you couldn't live without:
My mom

2017 GAME-BY-GAME STATISTICS

Date/Opp.	GP	GS	Solo	Asst.	Total	Sacks	PD	FF	FR	INT	Yds	Avg.	LG	TD
9/10 @ LAR						NOT WITH TEAM								
9/17 vs. ARI						NOT WITH TEAM								
9/24 vs. CLE						NOT WITH TEAM								
10/1 @ SEA						NOT WITH TEAM								
10/8 vs. SF						NOT WITH TEAM								
10/16 @ TEN						NOT WITH TEAM								
10/22 vs. JAX						NOT WITH TEAM								
10/29 @ CIN						NOT WITH TEAM								
11/5 @ HOU						NOT WITH TEAM								
11/12 vs. PIT						NOT WITH TEAM								
11/26 vs. TEN	1	0	0	0	0	0.0	0	0	0	0	0	0.0	0	0
12/3 @ JAX	1	0	0	0	0	0.0	0	0	0	0	0	0.0	0	0
12/10 @ BUF	1	0	0	0	0	0.0	0	0	0	0	0	0.0	0	0
12/14 vs. DEN														
12/23 @ BAL														
12/31 vs. HOU														
2017 TOTALS	3	0	0	0	0	0.0	0	0	0	0	0	0.0	0	0

CAREER REGULAR SEASON STATISTICS

Year	GP	GS	Solo	Asst.	Total	Sacks	PD	FF	FR	INT	Yds	Avg.	LG	TD
2017 ATL/IND	8	0	0	0	0	0.0	0	0	0	0	0	0.0	0	0
TOTAL	8	0	0	0	0	0.0	0	0	0	0	0	0.0	0	0

SPECIAL TEAMS TACKLES: 4 (2017 - 4)

32

S

T.J. GREEN



6-3 • 211 • CLEMSON

NFL EXP: 2 (2nd Year with Colts)

HOW ACQUIRED: D2 – 2016 (57th overall)

BORN: 3/15/95

GP/GS (POSTSEASON): 28/10 (0/0)

CAREER TRANSACTIONS:

- Selected by the Colts in the second round (57th overall) of the 2016 NFL Draft.

2017 (COLTS):

- Made his first career start at right cornerback in a Week 1 loss at the Los Angeles Rams (9/10) and finished with three tackles.
- Saw action in a Week 2 loss against Arizona (9/17), but did not record a tackle.
- Competed on special teams in a Week 3 win against Cleveland (9/24).
- In a Week 4 loss at Seattle (10/1), participated in the secondary and on special teams, but did not record a tackle.
- In a Week 5 win against San Francisco (10/8), played on special teams, but did not finish with a tackle.
- Finished with one tackle and one special teams stop in a Week 6 loss at Tennessee (10/16).
- Recorded five tackles (three solo) in a Week 7 loss against Jacksonville (10/22).
- Started at free safety in a Week 8 loss at Cincinnati (10/29) and finished with four solo tackles.
- In a Week 9 win at Houston (11/5), started at free safety, but did not record a tackle.
- Registered two solo tackles starting at free safety in a Week 10 loss against Pittsburgh (11/12).
- Started at free safety in a Week 12 loss against Tennessee (11/26) and finished with one tackle.
- Finished with five tackles (three solo) and 2.0 tackles for loss in a Week 13 loss at Jacksonville (12/3).
- In a Week 14 loss at Buffalo (12/10), started at free safety and compiled four solo tackles and one pass defended.

2016 (COLTS):

- Saw action in 15 contests (four starts) and notched 46 tackles (33 solo), two passes defended and three quarterback hits.
- Started his NFL debut at free safety in a Week 1 loss against Detroit (9/11). Finished the game with four tackles (two solo) prior to leaving the contest in the third quarter with a knee sprain.
- In a Week 8 loss against Kansas City (10/30), logged four tackles (two solo), one quarterback hit and one pass defended.

SINGLE-GAME HIGHS

TACKLES: 7 at MIN (12/18/16)

SACKS: 0.0

FF: 0

FR: 0

INT: 0

PD: 1, three times (Last: at BUF 12/10/17)

- Started at strong safety in a Week 9 win at Green Bay (11/6) and compiled six tackles (five solo) and one quarterback hit. Added one tackle on special teams.
- Tied for the team lead with seven tackles (four solo) in a Week 15 victory at Minnesota (12/18).

COLLEGE:

- Played in 38 games (16 starts) in three seasons at Clemson, finishing his career with 162 tackles (124 solo), 1.0 sack, three passes defended, two forced fumbles and one interception.
- Had a standout junior season, tallying 130 tackles (102 solo) on the No. 10 ranked defense in the nation. Helped aide the Tigers to a 14-1 season and a berth in the 2016 College Football Playoff National Championship game.
- In 2014, appeared in 11 games (one start) and totaled 24 tackles and one interception while adding 21 kickoff returns for a team-high 445 yards and ranked eighth in the ACC in yards per kickoff return (21.2).
- Originally began his collegiate career as a wide receiver prior to moving to safety after the 2013 season.
- Saw action coming off the bench in 12 games and recorded two receptions for no gain and three kickoff returns for 60 yards. Also notched eight special teams tackles, the second-most on the squad.
- Also spent time as a kick returner in college, tallying 24 returns for 505 yards (21.0 avg.).

PERSONAL:

- Attended Sylacauga (Ala.) High School where he was ranked as the No. 18 player in the state and the No. 56 athlete in the nation by ESPN.
- Offensively, scored nine touchdowns and averaged 22 yards per catch as senior. Tallied 25 tackles and four interceptions on defense.

- Visted Kokomo, Ind. following tornadoes that hit the area in 2016, met with locals and helped load donated food working with the Red Cross.
- Majored in parks, recreation and tourism management at Clemson.
- A native of Sylacauga, Ala.

GETTING TO KNOW T.J. GREEN	
Favorite team and/or athlete outside of football: LeBron James	Favorite food: Lasagna
Favorite musician and/or song: J. Cole	Favorite vacation spot: My bed
Hobbies outside of football: Basketball, video games and photography	If you could have lunch with someone, living or dead, who would it be: Michael Jordan
What is something interesting about you that most people may not know: I'm an artist	Favorite movie: <i>Django Unchained</i>
	What's the one thing you couldn't live without: Faith

2017 GAME-BY-GAME STATISTICS

Date/Opp.	GP	GS	Solo	Asst.	Total	Sacks	PD	FF	FR	INT	Yds	Avg.	LG	TD
9/10 @ LAR	1	1	3	0	3	0.0	0	0	0	0	0	0.0	0	0
9/17 vs. ARI	DID NOT PLAY													
9/24 vs. CLE	1	0	0	0	0	0.0	0	0	0	0	0	0.0	0	0
10/1 @ SEA	1	0	0	0	0	0.0	0	0	0	0	0	0.0	0	0
10/8 vs. SF	1	0	0	0	0	0.0	0	0	0	0	0	0.0	0	0
10/16 @ TEN	1	0	1	0	1	0.0	0	0	0	0	0	0.0	0	0
10/22 vs. JAX	1	0	3	2	5	0.0	0	0	0	0	0	0.0	0	0
10/29 @ CIN	1	1	4	0	4	0.0	0	0	0	0	0	0.0	0	0
11/5 @ HOU	1	1	0	0	0	0.0	0	0	0	0	0	0.0	0	0
11/12 vs. PIT	1	1	2	0	2	0.0	0	0	0	0	0	0.0	0	0
11/26 vs. TEN	1	1	0	1	1	0.0	0	0	0	0	0	0.0	0	0
12/3 @ JAX	1	0	3	2	5	0.0	0	0	0	0	0	0.0	0	0
12/10 @ BUF	1	1	4	0	4	0.0	1	0	0	0	0	0.0	0	0
12/14 vs. DEN														
12/23 @ BAL														
12/31 vs. HOU														
2017 TOTALS	12	6	20	5	25	0.0	1	0	0	0	0	0.0	0	0

CAREER REGULAR SEASON STATISTICS

Year	GP	GS	Solo	Asst.	Total	Sacks	PD	FF	FR	INT	Yds	Avg.	LG	TD
2017 IND	12	6	20	5	25	0.0	1	0	0	0	0	0.0	0	0
2016 IND	15	4	33	13	46	0.0	2	0	0	0	0	0.0	0	0
TOTAL	27	10	53	18	71	0.0	3	0	0	0	0	0.0	0	0

SPECIAL TEAMS TACKLES: 3 (2017 - 1, 2016 - 2)

73

T

JOE HAEG



6-6 • 305 • NORTH DAKOTA STATE

NFL EXP: 2 (2nd Year with Colts)

HOW ACQUIRED: D5 – 2016 (155th overall)

BORN: 3/11/93

GP/GS (POSTSEASON): 28/26 (0/0)

CAREER TRANSACTIONS:

- Selected by the Colts in the fifth round (155th overall) of the 2016 NFL Draft.

PRO CAREER:

- Started 14-of-15 games as a rookie at three different positions (left guard, right guard and right tackle). He became the first league rookie to start at three different positions dating back to 1998 (Kyle Turley).

2017 (COLTS):

- Saw action as a reserve guard during the team's Week 1 loss at the Los Angeles Rams (9/10).
- Started at right tackle in a Week 2 loss against Arizona (9/17) and blocked for an offense that totaled 266 net yards.
- Provided time for Jacoby Brissett to run for two touchdowns and throw for another in a Week 3 victory against Cleveland (9/24).
- Started at right tackle in a Week 4 loss at Seattle (10/1) and blocked for an offense that totaled 237 yards of net offense.
- In a Week 5 win against San Francisco (10/8), started at right tackle and was part of an offense that generated 447 net yards and 25 first downs.
- Started at right tackle in a Week 6 loss at Tennessee (10/16) and provided time for the offense to total 297 net yards.
- In a Week 7 loss against Jacksonville (10/22), assisted the offense in recording 232 net yards.
- Helped the Colts offense finish with 331 net yards starting at right tackle in a Week 8 loss at Cincinnati (10/29).
- Started at right tackle in a Week 9 win at Houston (11/5) and assisted an offense that recorded 371 net yards as Jacoby Brissett threw for 308 yards and two touchdowns.
- Blocked for the Colts offense to total 267 net yards starting at right tackle in a Week 10 loss against Pittsburgh (11/12).
- In a Week 12 loss against Tennessee (11/26), started at right tackle and provided time for the offense to total 254 net yards.
- Started at right guard in a Week 13 loss at Jacksonville (12/3) and blocked for an offense that produced 290 net yards.

- Blocked for Frank Gore to set a single-game career-high 36 rushing attempts totaling 130 yards starting at right guard in a Week 14 loss at Buffalo (12/10).

2016 (COLTS):

- Competed in 15 games (14 starts) at three different positions (left guard, right guard and right tackle). Blocked for a Colts offense that ranked tied for fifth in the NFL in passing yards per game (262.6), seventh in points scored (397) and 10th in yards per game (364.4). Opened rushing lanes for running back Frank Gore who logged the team's first 1,000-yard rushing season dating back to 2007.
- Made his first career NFL start at right guard in a Week 3 win against San Diego (9/25) and blocked for an offense that totaled 410 net yards as quarterback Andrew Luck tallied 331 passing yards

5-TIME NATIONAL CHAMPION

Including his redshirt freshman season, Joe Haeg was a part of a North Dakota State program that won five consecutive NCAA Division I FCS National Championships from 2011-15. As a senior in 2015, he served as a team captain and started all 15 games at left tackle and graded out at 91 percent during the regular season with 45 knockdowns in 11 games. Haeg blocked for Philadelphia Eagles quarterback Carson Wentz over the span of his collegiate career. Wentz was drafted with the second overall selection in the 2016 NFL Draft.



and one touchdown.

- Started at right tackle in a Week 5 victory against Chicago (10/9) and blocked for an offense that generated 396 net yards.
- In a Week 6 loss at Houston (10/16), started at right tackle and blocked for Frank Gore who became the first 100-yard rusher (106) for the Colts since 2012.
- Started at left guard in a Week 7 win at Tennessee (10/23) and provided time for the offense to total 422 net yards. Assisted Andrew Luck who threw for 353 yards and three touchdowns.
- Started at right tackle in a Week 9 win at Green Bay (11/6) and provided time for Andrew Luck to throw for 281 yards and one touchdown. Also blocked for Frank Gore to rush for 60 yards and two touchdowns.
- In a Week 11 victory against Tennessee (11/20), started at right tackle and blocked for an offense that recorded 327 net yards as Andrew Luck threw for 262 yards and two touchdowns.
- In a Week 13 win at the New York Jets (12/5), started at right tackle and blocked for a Colts offense that generated 421 net yards.
- In a Week 15 victory at Minnesota (12/18), started at right guard and opened lanes for 161 net rushing yards, including 101 from Frank Gore. Also blocked for Andrew Luck who threw for 250 yards and two touchdowns.
- Started at right guard in a Week 16 loss at Oakland (12/24) and was part of an offensive line that did not allow a sack for the second consecutive week. Provided time for Andrew Luck to throw for 288 yards and two touchdowns.

COLLEGE:

- Was a four-year starter and helped lead North Dakota State to the NCAA Division I FCS National Championship all five years he was a member of the program.
- A First Team All-America choice in 2014 and 2015, the former walk-on saw action at both the right and left tackle spots during his collegiate career with the Bison.
- A 60-game starter, Haeg garnered numerous honors throughout his time at North Dakota State, including being named to the 2015 Walter Camp FCS All-America Team, 2015 STATS All-America first-team and receiving an invite to the 2016 Senior Bowl.
- As a senior in 2015, served as a team captain and started all 15 games at left tackle and graded out at 91 percent during the regular season with 45 knockdowns in 11 games and left as a five-time national champion.
- Started all 16 games at left tackle in 2014 and blocked for an offense that ranked first in the FCS in tackles for loss allowed per game (3.38), second in time of possession (34:03) and third in total first downs (343) on the way to the program's fourth straight national title.
- Helped pave the way for a school record 6,916 yards

of total offense and school record 1,994 rushing yards by running back John Crockett.

- Was an All-America first-team selection by the AFCA, *Sports Network*, The Associated Press, FCS Athletic Directors Association and *College Sporting News*.
- Named a First Team All-Missouri Valley Football Conference choice and garnered Missouri Valley Football Conference Offensive Lineman of the Week honors after victories over Iowa State (8/30) and Southern Illinois (10/11).
- In 2013, started 14 games at right tackle for an offense that racked up a school record 3,860 yards, including two 1,000-yard rushers en route to the program's third-consecutive NCAA Division I FCS National Championship.
- In 2012, started in all 15 games at right tackle for an offense that led the Missouri Valley Football Conference in scoring (31.4 ppg.) and rushing offense (178.0 ypg.) and won the NCAA Division I FCS National Championship for the second straight season.
- Redshirted during his freshman season in 2011.

PERSONAL:

- Attended Brainerd (Minn.) High School where he was a three-time letterwinner in football and helped lead the team to the state semifinals in 2009 and 2010.
- Earned all-state, all-section and all-conference honors as a senior and all-section honors as a junior.
- Also played hockey in high school.
- Visted Kokomo, Ind. following tornadoes that hit the area in 2016, met with locals and helped load donated food working with the Red Cross.
- A native of Lake Shore, Minn.

CAREER GP/GS (POSTSEASON):

2017 IND: 13/12

2016 IND: 15/14

TOTAL: 28/26

GETTING TO KNOW JOE HAEG

Favorite team and/or athlete outside of football:

Zlatan Ibrahimovic

Favorite musician and/or song: Eric Church -
"Springsteen"

Hobbies outside of football: Golf and hunting

What is something interesting about you that

most people may not know: I can solve a Rubik's
Cube

Favorite food: Mom's enchiladas

Favorite vacation spot: Brainerd, Minn.

**If you could have lunch with two people, living
or dead, who would they be:** Carson Wentz and
Zlatan Ibrahimovic

Favorite movie: *Ace Ventura*

What's the one thing you couldn't live without:
Netflix

27

CB

NATE HAIRSTON



6-0 • 195 • TEMPLE

NFL EXP: Rookie

HOW ACQUIRED: D5 – 2017 (158th overall)

BORN: 6/30/94

GP/GS (POSTSEASON): 12/2 (0/0)

CAREER TRANSACTIONS:

- Selected by the Colts in the fifth round (158th overall) of the 2017 NFL Draft.

2017 (COLTS):

- Finished with one solo tackle in his NFL debut during a Week 1 loss at the Los Angeles Rams (9/10).
- Made his first career NFL start at nickel in a Week 2 loss against Arizona (9/17) and finished with four solo tackles and 1.0 sack. Notched his first career sack when he brought down Carson Palmer for a six-yard loss in the third quarter. The sack led to a Cardinals punt.
- In a Week 3 win against Cleveland (9/24), registered three solo tackles and one pass defended.
- Posted six tackles (three solo) and 1.0 sack which went for a safety in a Week 4 loss at Seattle (10/1). His safety was the team's first dating back to Dec. 27, 2015 in a win against Miami.
- Was inactive for a Week 5 win against San Francisco (10/8).
- Finished with one tackle in a Week 6 loss at Tennessee (10/16).
- Recorded three solo tackles and one pass defended in a Week 7 loss against Jacksonville (10/22).
- In a Week 8 loss at Cincinnati (10/29), finished with one quarterback hit.
- Finished with three tackles (two solo) and one pass defended in a Week 9 win at Houston (11/5).
- Compiled two solo tackles in a Week 10 loss against Pittsburgh (11/12).
- Finished with five tackles (three solo), one interception and two passes defended in a Week 12 loss against Tennessee (11/26). Intercepted his first career pass in the second quarter, giving the Colts possession at the Tennessee 34-yard line. The interception led to a Colts touchdown.
- Started at cornerback in a Week 13 loss at Jacksonville (12/3) and totaled four tackles (one solo).
- Finished with one tackle in a Week 14 loss at Buffalo (12/10).

COLLEGE:

- Appeared in 43 games (15 starts) at Temple and compiled 40 tackles (31 solo), 3.0 tackles for loss,

SINGLE-GAME HIGHS

TACKLES: 6 at SEA (10/1/17)

SACKS: 1, two times (Last at SEA 10/1/17)

FF: 0

FR: 0

INT: 1 vs. TEN (11/26/17)

PD: 2 vs. TEN (11/26/17)

- two interceptions and six passes defended.
- Transitioned from wide receiver to cornerback in 2015.
- As a wide receiver, totaled 20 receptions for 150 yards in two seasons (2014-15).
- Started all 14 games at cornerback in 2016 and posted 27 tackles (23 solo), 3.0 tackles for loss, two interceptions and five passes defended. Also returned one kickoff for 12 yards.
- In 2015, played in 14 games (one start) and totaled 11 tackles (six solo) and one pass defended.
- Saw action in seven games as a wide receiver in 2014, totaling 13 receptions for 88 yards with a long catch of 16 yards.
- Played in eight games in 2013 and hauled in seven receptions for 62 yards with a long catch of 16 yards.
- Redshirted as a true freshman in 2012.

PERSONAL:

- Attended Governor Thomas Johnson High School in Frederick, Md.
- Attended the Chicago Nike Combine in 2011.
- Was regarded as a two-star wide receiver recruit by *Rivals.com*.
- Majored in strategic communications.
- A native of Washington, D.C.

GETTING TO KNOW NATE HAIRSTON

Favorite team and/or athlete outside of football:

LeBron James

Favorite musician and/or song: Jay-Z

Hobbies outside of football: Basketball

What is something interesting about you that most people may not know: I like to ride bikes with pedals and all.

Favorite food: Pizza

Favorite vacation spot: Jamaica

If you could have lunch with three people, living or dead, who would they be: Dr. Martin Luther King, Jr., Muhammad Ali and my Granddad

What's the one thing you couldn't live without: A football

2017 GAME-BY-GAME STATISTICS

Date/Opp.	GP	GS	Solo	Asst.	Total	Sacks	PD	FF	FR	INT	Yds	Avg.	LG	TD
9/10 @ LAR	1	0	1	0	1	0.0	0	0	0	0	0	0.0	0	0
9/17 vs. ARI	1	1	4	0	4	1.0	0	0	0	0	0	0.0	0	0
9/24 vs. CLE	1	0	3	0	3	0.0	1	0	0	0	0	0.0	0	0
10/1 @ SEA	1	0	3	3	6	1.0	0	0	0	0	0	0.0	0	0
10/8 vs. SF	INACTIVE													
10/16 @ TEN	1	0	1	0	1	0.0	0	0	0	0	0	0.0	0	0
10/22 vs. JAX	1	0	3	0	3	0.0	1	0	0	0	0	0.0	0	0
10/29 @ CIN	1	0	0	0	0	0.0	0	0	0	0	0	0.0	0	0
11/5 @ HOU	1	0	2	1	3	0.0	1	0	0	0	0	0.0	0	0
11/12 vs. PIT	1	0	2	0	2	0.0	0	0	0	0	0	0.0	0	0
11/26 vs. TEN	1	0	3	2	5	0.0	2	0	0	1	10	10.0	10	0
12/3 @ JAX	1	1	1	3	4	0.0	0	0	0	0	0	0.0	0	0
12/10 @ BUF	1	0	1	0	1	0.0	0	0	0	0	0	0.0	0	0
12/14 vs. DEN														
12/23 @ BAL														
12/31 vs. HOU														
2017 TOTALS	12	2	24	9	33	2.0	5	0	0	1	10	0.0	10	0

CAREER REGULAR SEASON STATISTICS

Year	GP	GS	Solo	Asst.	Total	Sacks	PD	FF	FR	INT	Yds	Avg.	LG	TD
2017 IND	12	2	24	9	33	2.0	5	0	0	1	10	0.0	10	0
TOTAL	12	2	24	9	33	2.0	5	0	0	1	10	0.0	10	0

95

DT

JOHNATHAN HANKINS



6-2 • 325 • OHIO STATE

NFL EXP: 5 (1st Year with Colts)

HOW ACQUIRED: UFA – 2017 (NYG)

BORN: 3/30/92

GP/GS (POSTSEASON): 65/54 (1/1)

CAREER TRANSACTIONS:

- Signed by the Colts as an unrestricted free agent on April 13, 2017.
- Selected by the New York Giants in the second round (49th overall) of the 2013 NFL Draft.

2017 (COLTS):

- Started at defensive tackle in a Week 1 loss at the Los Angeles Rams (9/10) and finished with two solo tackles and one quarterback hit.
- In a Week 2 loss against Arizona (9/17), posted two tackles and 1.0 tackle for loss.
- Recorded two tackles (one solo) starting at defensive tackle in a Week 3 win against Cleveland (9/24).
- Started at defensive tackle in a Week 4 loss at Seattle (10/1) and registered four tackles, 1.0 sack and two quarterback hits. He recorded his first sack as a member of the Colts when he dropped Russell Wilson for a three-yard loss in the third quarter.
- In a Week 5 win against San Francisco (10/8), recorded two solo tackles, 1.0 tackle for loss and one pass defended.
- Recorded four tackles and one quarterback hit starting at defensive tackle in a Week 6 loss at Tennessee (10/16).
- Started at defensive tackle in a Week 7 loss against Jacksonville (10/22) and finished with three tackles (two solo).
- In a Week 8 loss at Cincinnati (10/29), started at defensive tackle, but did not record a stop.
- Tied two solo tackles and one pass defended starting at defensive tackle in a Week 9 win at Houston (11/5).
- Started at defensive tackle in a Week 10 loss against Pittsburgh (11/12) and recorded three tackles and one pass defended.
- Totaled four solo tackles starting at defensive tackle in a Week 12 loss against Tennessee (11/26).
- Finished with two tackles (one solo) starting at defensive tackle in a Week 13 loss at Jacksonville (12/3).
- Started at defensive tackle in a Week 14 loss at Buffalo (12/10) and compiled eight tackles (seven solo) and 1.0 tackle for loss.

SINGLE-GAME HIGHS

TACKLES: 8 vs. BUF (12/10/17)

SACKS: 2.5 vs. WAS (12/14/14)

FF: 1, three times (Last: at CLE 11/27/16)

FR: 0

INT: 0

PD: 1, six times (Last: at HOU 11/5/17)

2016 (GIANTS):

- Started all 16 games for the second time in his career and registered 43 tackles (29 solo), 8.0 tackles for loss, 3.0 sacks, one forced fumble and blocked one field goal.
- Recorded five tackles (two solo) and one quarterback hit in the season opener at Dallas (9/11).
- Collected four tackles (three solo), two quarterback hits, 1.0 tackle for loss and blocked a field goal which resulted in a touchdown against New Orleans (9/18).
- Posted five tackles (four solo), including 3.0 tackles for loss, 1.0 sack and one quarterback hit against Baltimore (10/16).
- Notched a season-high six tackles (five solo), including half a sack, 1.0 tackle for loss, and a quarterback hit against Chicago (11/20).
- Registered three tackles (one solo), 1.0 sack, two quarterback hits and forced a fumble that teammate Jason Pierre-Paul returned 43 yards for a touchdown at Cleveland (11/27).
- Logged five tackles (three solo), half a sack and one quarterback hit against Detroit (12/18).
- Started his first career playoff contest at Green Bay (1/8/17), totaling three tackles (two solo), 1.0 tackle for loss and 1.0 sack.

2015 (GIANTS):

- Started the first nine games of the season and compiled 30 tackles (21 solo), 1.0 tackle for loss, one pass defended and one forced fumble before being placed on the Injured Reserve list.
- Recorded four tackles (three solo) at Buffalo (10/4).
- Totaled four tackles (three solo) against Dallas (10/25).
- Notched a season-high seven tackles (five solo) and one quarterback hit at New Orleans (11/1).

2014 (GIANTS):

- Started all 16 games, finishing with career highs in tackles (51), sacks (7.0) and passes defended (three). Also added one forced fumble and 80 tackles for loss.
- His 51 tackles were the second most in the NFL among 4-3 defensive tackles, trailing only Detroit's Ndamukong Suh.
- His 7.0 sacks ranked second on the team and were the highest total by a Giants defensive tackle since Keith Hamilton (10.0) in 2000.
- Picked up his first sack of the season and had six tackles (two solo), 1.0 tackle for loss and one quarterback hit against Arizona (9/14).
- Produced four tackles (one solo), half a sack, one quarterback hit and one pass defended against Houston (9/21).
- Contributed with four tackles (two solo), including 1.0 sack, two quarterback hits, 1.0 tackle for loss and one pass defended against Atlanta (10/5).
- Totaled four tackles (one solo), including 1.0 sack, two quarterback hits and 1.0 tackle for loss at Seattle (11/9).
- Turned in his most productive game of the season against Washington (12/14) as he posted six tackles (five solo), a season-high 2.5 sacks, 3.0 tackles for loss, two quarterback hits and one forced fumble.

2013 (GIANTS):

- Saw action in 11 games as a reserve defensive tackle and special teamer, recording 16 tackles (nine solo) and 2.0 tackles for loss.
- Made his NFL debut against Philadelphia (10/6) and contributed with a season-high six solo tackles.
- Registered three tackles (one solo) and 1.0 tackle for loss against Seattle (12/15).

COLLEGE:

- Started 25-of-38 games in three seasons at Ohio State, finishing with 138 tackles (58 solo), 5.0 sacks, 16.5 tackles for loss and one fumble recovery.
- As a junior in 2012, he started every game for the 12-0 Buckeyes and was named a Second Team All-America choice by The Associated Press and was an All-Big Ten Conference selection after he ranked fifth on the team in tackles with 55 (23 solo).
- Helped his squad rank second in the conference and 14th in the nation in run defense, allowing just 116.1 yards per game.
- Started all 13 games as a sophomore in 2011 and was named the team's Jack Stephenson Award winner as Ohio State's outstanding defensive lineman, as well as Honorable Mention All-Big Ten Conference by the league's coaches and media.
- As a freshman in 2010, saw action in all 13 games and was named the team's Outstanding First-Year Player on Defense by his coaching staff after totaling 16 tackles (three solo), 1.0 sack and 1.5 tackles for loss.

PERSONAL:

- Attended Southeastern High School in Dearborn, Mich. where he was a two-time all-state selection and a four-year starter.
- Was named All-Detroit City, all-metro and was a Michigan Blue Chip performer as a two-way lineman.
- As a senior, he led his team to an 11-1 record and the division championship after posting 85 tackles and 12.0 sacks on the season.
- Was a member of the school's drama club and he competed on the track and field squad as a shot putter.
- Majored in criminology.
- A native of Dearborn Heights, Mich.

GETTING TO KNOW JOHNATHAN HANKINS

Favorite musician and/or song: Big Sean - "Halfway Off The Balcony"

Hobbies outside of football: I love going to the movies, bowling and playing card games

What is something interesting about you that most people may not know: I'm a movie critic

Favorite food: Chicken parmesan with pasta

Favorite vacation spot: Turks and Caicos

Favorite movie: *Furious 7*

What's the one thing you couldn't live without: My family

2017 GAME-BY-GAME STATISTICS

Date/Opp.	GP	GS	Solo	Asst.	Total	Sacks	PD	FF	FR	INT	Yds	Avg.	LG	TD
9/10 @ LAR	1	1	2	0	2	0.0	0	0	0	0	0	0.0	0	0
9/17 vs. ARI	1	1	1	1	2	0.0	0	0	0	0	0	0.0	0	0
9/24 vs. CLE	1	1	1	1	2	0.0	0	0	0	0	0	0.0	0	0
10/1 @ SEA	1	1	1	3	4	1.0	0	0	0	0	0	0.0	0	0
10/8 vs. SF	1	1	2	0	2	0.0	1	0	0	0	0	0.0	0	0
10/16 @ TEN	1	1	1	3	4	0.0	0	0	0	0	0	0.0	0	0
10/22 vs. JAX	1	1	2	1	3	0.0	0	0	0	0	0	0.0	0	0
10/29 @ CIN	1	1	0	0	0	0.0	0	0	0	0	0	0.0	0	0
11/5 @ HOU	1	1	2	0	2	0.0	1	0	0	0	0	0.0	0	0
11/12 vs. PIT	1	1	1	2	3	0.0	1	0	0	0	0	0.0	0	0
11/26 vs. TEN	1	1	0	4	4	0.0	0	0	0	0	0	0.0	0	0
12/3 @ JAX	1	1	1	1	2	0.0	0	0	0	0	0	0.0	0	0
12/10 @ BUF	1	1	7	1	8	0.0	0	0	0	0	0	0.0	0	0
12/14 vs. DEN														
12/23 @ BAL														
12/31 vs. HOU														
2017 TOTALS	13	13	21	17	38	1.0	3	0	0	0	0	0.0	0	0

CAREER REGULAR SEASON STATISTICS

Year	GP	GS	Solo	Asst.	Total	Sacks	PD	FF	FR	INT	Yds	Avg.	LG	TD
2017 IND	13	13	21	17	38	1.0	3	0	0	0	0	0.0	0	0
2016 NYG	16	16	29	14	43	3.0	0	1	0	0	0	0	0	0
2015 NYG	9	9	21	9	30	0.0	1	1	0	0	0	0.0	0	0
2014 NYG	16	16	30	21	51	7.0	3	1	0	0	0	0.0	0	0
2013 NYG	11	0	9	7	16	0.0	0	0	0	0	0	0.0	0	0
TOTAL	65	54	110	68	178	11.0	7	3	0	0	0	0.0	0	0

CAREER POSTSEASON STATISTICS

Year	GP	GS	Solo	Asst.	Total	Sacks	PD	FF	FR	INT	Yds	Avg.	LG	TD
2016 NYG	1	1	2	1	3	1.0	0	0	0	0	0	0.0	0	0
TOTAL	1	1	2	1	3	1.0	0	0	0	0	0	0.0	0	0

13

WR



T.Y. HILTON



**PRO BOWL
3 (2014-16)**

5-9 • 178 • FLORIDA INTERNATIONAL

NFL EXP: 6 (6th Year with Colts)

HOW ACQUIRED: D3 – 2012 (92nd overall)

BORN: 11/14/89

GP/GS (POSTSEASON): 91/70 (6/5)

CAREER TRANSACTIONS:

- Selected by the Colts in the third round (92nd overall) of the 2012 NFL Draft.

PRO CAREER:

- Has been named to three consecutive Pro Bowls from 2014-16.
- Was the NFL leader in receiving yardage in 2016 after finishing the year with 1,448 yards on 91 receptions. He became the first Colts player to lead the league in the category since 2007. It also marked the eighth time in team history that a Colts player led the league in receiving yards (three times in Indianapolis and four times in Baltimore).
- Recorded four consecutive 1,000-yard seasons from 2013-16 and tied his single-season career-high in touchdowns (seven) in 2014.
- Joined Pro Football Hall of Famer Marvin Harrison (eight) and Reggie Wayne (eight) as the only players in franchise history to record at least four 1,000-yard receiving seasons.
- Became the second fastest Colts player to reach 5,000 career receiving yards, accomplishing the feat in 69 games (Marvin Harrison, 68 games).
- His 4,413 receiving yards in his first four seasons are the most by a wide receiver selected in the third round or later of the NFL Draft during that time frame.
- Set franchise postseason single-game records with 13 catches and 224 yards during the team's AFC Wild Card victory against Kansas City on January 4, 2014. Became the second player in team postseason history to finish a game with 200-plus receiving yards. His 13 receptions tied for the second-most in a single game in NFL postseason history while his receiving yardage total ranks third.
- Registered a team record 327 receiving yards for a single postseason (2013, two games) while his 17 receptions ranked tied for sixth.
- Became the second player in Colts history to record two 100-yard receiving games in a single postseason in 2013.
- Established a regular season career-high in receptions (11) against Jacksonville on Dec. 29, 2013 and receiving yards (223) at Houston on Oct. 9, 2014.
- Tied a franchise record and set a career-high with three touchdowns in a win at Houston on Nov. 3,

SINGLE-GAME HIGHS

REC: 11 vs. JAX (12/29/13)

YARDS: 223 at HOU (10/9/14)

TDS: 3 at HOU (11/3/13)

LG: 87t vs. NO (10/25/15)

RUSH: 2, two times (Last: at JAX 9/29/13)

YARDS: 30 at JAX (11/8/12)

TDS: 0

LG: 19 at JAX (11/8/12)

2013.

- Became the sixth player in NFL history to register 10 100-yard receiving games in the first two seasons of a career.
- Recorded five 100-yard receiving games in 2012, a Colts rookie record.
- Finished with the second-most receiving yards (861) by a rookie in franchise history.
- Ranked first among NFL rookies in receiving touchdowns (seven) in 2012.
- Became the first player in Colts history to score on a punt return and catch a pass for a touchdown when he accomplished the feat against Buffalo on November 25, 2012. Was named AFC Special Teams Player of the Week for his performance.
- Earned his first AFC Offensive Player of the Week following the team's Nov. 5, 2017 victory at Houston where he caught five passes for 175 yards and two touchdowns.
- Set the franchise record for the most receiving yards (1,944) and 100-yard games (10) and ranks second for the most receptions (132) in a Colts player's first two seasons with the team.
- Was named to the 2016 PFWA All-AFC Team.

2017 (COLTS):

- In a Week 1 loss at the Los Angeles Rams (9/10), started at wide receiver and caught three passes for 57 yards.
- Started at wide receiver in a Week 2 loss against Arizona (9/17) and caught four passes for 49 yards.
- Caught seven passes for 153 yards and one touchdown in a Week 3 victory against Cleveland (9/24). With 153 receiving yards, he passed Lenny Moore (6,039) for the fourth most receiving yards in franchise history. The 100-yard receiving

performance was the 25th of his career. Gave the Colts a 21-7 lead in the second quarter with his 61-yard touchdown reception. It was his 31st career receiving touchdown and his first of the season. Topped 145 receiving yards in the first half, which is the third highest total in franchise history for a first half.

- Started at wide receiver in a Week 4 loss at Seattle (10/1) and caught three passes for 30 yards.
- In a Week 5 win against San Francisco (10/8), led the team in receiving with seven catches for 177 yards (25.3 avg.). His yardage total marked the third highest of any game in his career (regular or postseason) and the second most for a regular season game. The 100-yard receiving performance is the 26th of his career.
- Finished with one catch for 19 yards starting at wide receiver in a Week 6 loss at Tennessee (10/16).
- Started at wide receiver in a Week 7 loss against Jacksonville (10/22) and caught two passes for 27 yards.
- In a Week 8 loss at Cincinnati (10/29), started at wide receiver and caught two passes for 15 yards.
- Caught five passes for 175 yards and two touchdowns starting at wide receiver in a Week 9 win at Houston (11/5). The game marked his seventh career multiple touchdown contest. Caught a 45-yard touchdown pass from Jacoby Brissett on the team's opening drive of the game to give the Colts a 7-0 lead. In the third quarter, contributed with an 80-yard touchdown reception from Brissett to give the Colts a 17-7 advantage. He also topped the 100-yard mark for the 27th time in his career.
- Started at wide receiver in a Week 10 loss against Pittsburgh and caught two passes for 23 yards.
- In a Week 12 loss against Tennessee (11/26), started at wide receiver and caught two passes for 15 yards. Passed Bill Brooks (411) for the fifth most receptions in franchise history.
- Caught three passes for 51 yards and one touchdown starting at wide receiver in a Week 13 loss at Jacksonville (12/3).
- Started at wide receiver in a Week 14 loss at Buffalo (12/10) and caught two passes for 20 yards.

2016 (COLTS):

- Started all 16 games for the first time in his career and set single season career highs in receptions (91) and receiving yards (1,448). Also contributed with six touchdowns and six 100-yard contests.
- Was named to his third consecutive Pro Bowl after leading the NFL in receiving yards.
- Caught eight passes for 174 yards (21.8 avg.) and the game-winning 63-yard touchdown starting at wide receiver in a Week 3 win against San Diego (9/25). His 174 receiving yards marked his second-highest total for a single game. With his 100-yard receiving contest, he passed Jimmy Orr (18) for the fourth most 100-yard games in Colts history. With eight receptions, reached 300 catches for his career.
- Started at wide receiver in a Week 4 loss at Jacksonville (10/2) and led the Colts in receiving with seven receptions for 42 yards and one touchdown. With seven receptions, he passed Jimmy Orr (303) for the 10th-most in Colts history. Recorded a two-yard touchdown in the fourth quarter to cut Jacksonville's lead to 23-20. The score marked his second touchdown of the season and his second in as many games.
- In a Week 5 victory against Chicago (10/9) caught 10 passes for 171 yards and one touchdown. His 35-yard score with 3:43 remaining in the fourth quarter proved to be the game-winner. His 171 receiving yards marked his 20th career 100-yard contest and it was his third highest receiving yardage total for his career. He also passed Dallas Clark (4,887) for the eighth most receiving yards in team history. Totaled 117 receiving yards in the first half, which was his third highest total for a first half in his career. On the team's final possession of the second quarter, tallied 72 receiving yards on the drive, leading to an Adam Vinatieri field goal.

His 10 receptions tied for the second most in a single-game in his career and it was the third time in his career he posted double-digit catches. It was his third touchdown of the season and the 27th of his career.

- In a Week 7 win at Tennessee (10/23), started at wide receiver and led the team with 133 receiving yards on seven catches, while adding a 37-yard touchdown. With 133 yards, reached 5,000 receiving yards for his career



and became the second fastest Colts player to reach the plateau, accomplishing the feat in 69 games. Tied Marvin Harrison (21) for the most 100-yard receiving games by a Colts player in the first five seasons of their career.

- Started at wide receiver in a Week 9 win at Green Bay (11/6) and caught six passes for 82 yards. Passed John Mackey (5,126) for the seventh most receiving yards in franchise history. With six receptions, tied Edgerrin James (five) for the fifth-most 50-plus reception seasons in Colts history and tied Raymond Berry for the fourth most consecutive 50-plus seasons in team history. He also passed Don McCauley (333) for the eighth most receptions in franchise history.
- In a Week 11 victory against Tennessee (11/20), started at wide receiver and led the team in receiving with five catches for 97 yards and one touchdown. Gave the Colts a 21-0 lead in the second quarter with his two-yard touchdown reception. With the touchdown, he tied Roger Carr (29) for the 10th most receiving touchdowns in Colts history. Contributed with a 50-yard reception in the fourth quarter, which led to an Adam Vinatieri field goal and a 24-17 lead.
- Caught nine passes for 146 yards starting at wide receiver in a Week 13 victory at the New York Jets (12/5). With his 23-yard catch in the second quarter, he eclipsed 1,000 yards for the fourth consecutive season joining Marvin Harrison and Reggie Wayne as the only players in franchise history to reach the plateau in four different seasons. With 146 yards, passed Marvin Harrison (21) for the most 100-yard receiving games by a Colts player in the first five seasons of their career. He also passed Harrison, Anquan Boldin and Calvin Johnson for the ninth most 100-yard receiving games in a player's first five seasons in NFL history.
- Started at wide receiver in a Week 14 loss against Houston (12/11) and caught nine passes for 115 yards and one touchdown. Cut Houston's lead to 19-17 with his 35-yard touchdown reception in the fourth quarter. With the score, he passed Roger Carr (29) for the 10th most receiving touchdowns in Colts history. With nine receptions, he passed Edgerrin James (356) for the seventh most in Colts history. With 115 receiving yards, tied Raymond Berry (23) for the third-most 100-yard games in Colts history.
- Started at wide receiver in a Week 16 loss at Oakland (12/24) and caught four passes for 105 yards with a long catch of 39 yards. With 105 receiving yards, he passed Raymond Berry (23) for the third-most 100-yard games in Colts history. He also tied A.J. Green (24) for the eighth most 100-yard receiving games in a player's first five seasons in NFL history. Set new single season career highs in receptions and receiving yards.

QUICK HITS

Hilton has recorded four consecutive 1,000-yard seasons (2013-16), including a career-high 1,448 in 2016.

Was the NFL leader in receiving yardage in 2016 after finishing the year with 1,448 yards on 91 receptions. He became the first Colts player to lead the league in the category since 2007. It also marked the eighth time in team history that a Colts player led the league in receiving yards (three times in Indianapolis and four times in Baltimore).

Hilton recorded his second 200-yard receiving performance of his career in a 2014 road victory against Houston. His 223 yards fell two shy of a franchise record. Hilton's second 200-yard game came in his 40th career contest (regular season and postseason) and of the five other players who have accomplished the feat, Hilton did it in the fewest amount of games.

On January 4, 2014, Hilton set franchise postseason single-game records with 13 catches and 224 yards during the team's AFC Wild Card victory against Kansas City on Jan. 4, 2014. He became the second player in team postseason history to finish a game with 200-plus receiving yards. His 13 receptions tied for the second-most in a single game in NFL postseason history while his receiving yardage total ranks third.

Hilton is the first player in Colts history to score on a punt return and catch a pass for a touchdown when he accomplished the feat against Buffalo on Nov. 26, 2012.

2015 (COLTS):

- Started 15-of-16 games at wide receiver and totaled 69 receptions for 1,124 yards and five touchdowns. Also fielded four punts for 16 yards. It was his third consecutive 1,000-yard receiving season as he joined Pro Football Hall of Famer Marvin Harrison and Reggie Wayne as the only receivers in franchise history with three 1,000-yard campaigns.
- Earned his second consecutive Pro Bowl honor.
- In a Week 1 loss at Buffalo (9/13), led the team with seven catches for 88 yards and a long reception of 30 yards. His reception and receiving yardage totals were his best for a season opening game in his career.
- Led the team in receiving with four catches for 94 yards starting at wide receiver in a Week 3 win at Tennessee (9/27). Caught a 48-yard pass from Andrew Luck in the first quarter, which set up a Frank Gore touchdown.
- Caught five passes for 88 yards starting at wide receiver in a Week 5 win at Houston (10/8). Tallied a 43-yard reception on a third down with 1:37 remaining in the game to extend the team's final drive and allow Matt Hasselbeck to take a knee on

the remaining three plays.

- Started at wide receiver in a Week 6 loss against New England (10/18) and led the team with six receptions for 74 yards and one touchdown. He gave the Colts a 21-17 first half lead with his three-yard touchdown at the 2:45 mark in the second quarter, which was his first of the season.
- In a Week 7 loss against New Orleans (10/25), caught four passes for 150 yards, two touchdowns and a career-long reception of 87 yards, which went for a touchdown. It was his fifth career multiple-touchdown game and his first since Dec. 7, 2014 at Cleveland. Was on the receiving end of the team's first touchdown of the game on an 87-yard strike from Andrew Luck in the third quarter. The score cut New Orleans' lead to 27-7. On the ensuing offensive possession, grabbed a 46-yard touchdown to bring the score to 27-14. With 150 yards, he tied Lenny Moore (17) for the fifth-most 100-plus yards games in Colts history.
- In a Week 9 victory against Denver (11/8), started at wide receiver and posted five receptions for 82 yards (16.4 avg.) with a long catch of 30 yards.
- Started at wide receiver in a Week 12 victory against Tampa Bay (11/29) and recorded six catches for 95 yards and two touchdowns. Finished with long catches of 29 and 31 yards. Gave the Colts a 16-12 lead in the third quarter with his 19-yard touchdown reception from Matt Hasselbeck. It was his fourth score of the season and the 23rd of his career. Added his second touchdown of the game on a three-yard score in the fourth quarter to give the Colts a 25-12 advantage. It was his sixth career game with two or more touchdown receptions.
- Started at wide receiver and caught four passes for 132 yards (33.0 avg.) in a Week 14 loss at Jacksonville (12/13). Grabbed passes of 57, 41 and 14 yards to give him a first half total of 112 yards. That tied for the third largest first half total of his career. With 132 yards, he tied Jimmy Orr (18) for

the fourth-most 100-plus yards games in Colts history. He also tied John Jefferson for the seventh-most 100-yard games in a player's first four seasons in NFL history. The 100-yard contest was the fourth of his career against Jacksonville.

- Caught three passes for 29 yards starting at wide receiver in a Week 15 loss against Houston (12/20). With 29 receiving yards, he recorded his third consecutive 1,000-yard receiving season joining Marvin Harrison and Reggie Wayne as the only receivers in franchise history to record three or more 1,000-yard seasons.

2014 (COLTS):

- Started all 15 games he competed in at wide receiver and led the team in receptions (82) and receiving yards (1,345) while adding seven touchdowns. Totaled two carries for 20 yards and added one punt return.
- In three postseason starts at wide receiver, caught 11 passes for 211 yards and contributed with one rush for one yard. Also returned one punt for 10 yards.
- Earned his first career Pro Bowl selection.
- Led the team in receiving with six catches for 65 yards, starting at wide receiver in Week 2 against Philadelphia (9/15). Surpassed the 2,000-yard receiving plateau for his career.
- Caught six passes for 105 receiving yards in a Week 4 victory against Tennessee (9/28). Finished with his 11th career 100-yard contest as he passed Roger Carr (10) for the sixth-most career 100-yard games in Colts history.
- Started at wide receiver in the team's Week 5 win against Baltimore (10/5) and caught nine passes for 90 yards with a long reception of 21 yards. His nine receptions are the third-most in a regular season contest and were the most since the 2013 regular season finale against Jacksonville (11).
- In a Week 6 win at Houston (10/9), caught nine

LEADING THE LEAGUE

Hilton led the NFL in receiving yardage in 2016 after finishing the year with 1,448 yards on 91 receptions. He became the first Colts player to lead the league in the category since 2007. It also marked the eighth time in team history that a Colts player led the league in receiving yards (three times in Indianapolis and four times in Baltimore). Hilton has recorded four consecutive 1,000-yard seasons (2013-16) and has been selected to the Pro Bowl in each of the last three years.



passes for a regular season career-best 223 yards and one touchdown. Logged the sixth 200-plus receiving yard performance for a regular season game in Colts history and fell two yards shy of breaking the franchise single-game record for receiving yards. Contributed with receptions of 37, 40 and 49 yards en route to 147 yards in the first quarter. Dating back to 1991, Hilton's first quarter receiving total is the most in a first quarter since Reggie Wayne tallied 112 yards against Green Bay on Sept. 26, 2004.

- Started at wide receiver in a Week 7 victory against Cincinnati (10/19) and caught seven passes for 107 yards (15.3 avg.). The game marked his 13th career 100-plus yard receiving contest. Following his first catch of the game, passed Austin Collie (172) for the second-most receptions in a player's first three seasons of a career in Colts history.
- Led the team with six receptions for 155 yards and one touchdown starting at wide receiver in a Week 8 loss at Pittsburgh (10/26). On his second reception of the game, he caught a 28-yard touchdown pass and passed Bill Brooks for the most receiving yards through a player's first three seasons in Colts history. Tallied his 14th career 100-yard receiving contest, which was also his fourth of the season and his third in the last three games. It was the first time in his career that he tallied three consecutive 100-yard outings. Along with teammate Donte Moncrief, the duo each posted 100-plus receiving yards, marking the second time the team had two 100-yard receivers in the same game during the season (Reggie Wayne, 119 and Hilton, 105 against Tennessee). It was the 42nd occasion in franchise history where the Colts had two 100-yard receivers in the same game.
- In a Week 9 win at the New York Giants (11/3), caught three passes for 71 yards and one touchdown. Notched his third touchdown of the season and his second in as many games on a 31-yard catch in the third quarter. He secured the ball out of a New York defender's hands as he landed in the end zone. The score gave the Colts a 23-3 lead. With the touchdown, tied Lenny Moore (15) for the fourth-most receiving touchdowns in the first three seasons of a career in Colts history.
- Started at wide receiver in a Week 12 victory against Jacksonville (11/23) and caught four passes for 122 yards and one touchdown. With 122 yards, topped 100 receiving yards for the 15th time in his career and the fifth time this season. Recorded his second consecutive 1,000-yard season and reached 3,000 receiving yards for his career. On his third reception of the game, caught a 73-yard touchdown pass to give the Colts a 20-3 lead. The reception tied his career-long, which went for his fourth touchdown of the season. The score also tied him with John Mackey and Austin Collie (16) for the second-most receiving touchdowns in the first three seasons of a career in Colts history.

- In a Week 13 win against Washington (11/30), started at wide receiver and caught five passes for 62 yards and one touchdown. With his second catch of the game, passed Marvin Harrison for the most receptions through the first three seasons of a career in Colts history. On his three-yard receiving touchdown in the second quarter, passed John Mackey and Austin Collie (16) for the second-most receiving touchdowns in the first three seasons of a career in Colts history.
- Started at wide receiver in a Week 14 victory at Cleveland (12/7) and caught 10 passes for 150 yards and two touchdowns. Topped the 100 receiving yard plateau for the 16th time in his career and the sixth time during the season. He also reached 150 yards in a single game for the fourth time in his career. With two touchdowns, tied his single-season career-high of seven total scores, which he originally set in 2012. It was the fourth time in his career he finished with two-plus touchdowns in a single game. His 10 receptions are the second-most for a single-game in his career (11 vs. Jacksonville, 12/29/13). Caught a 42-yard touchdown in the third quarter, which cut Cleveland's lead to 21-16. He then added a one-yard touchdown reception with 32 seconds remaining in the fourth quarter, which proved to be the game-winner. His touchdowns were his fifth and sixth in his last six games.
- In a Week 15 win against Houston (12/14), started at

A FIRST FOR EVERYTHING

On Nov. 26, 2012, during Hilton's rookie season, the 23-year-old became the first player in Colts history to score on a punt return and catch a pass for a touchdown in the same game when he accomplished the feat against Buffalo.



wide receiver and led the team with four receptions for 50 yards. Joined Marvin Harrison and Reggie Wayne as the only Colts with 1,300-plus receiving yard seasons.

- In the team's AFC Wild Card Playoff victory against Cincinnati (1/4/15), caught six passes for 103 yards marking his third career 100-yard postseason contest. With six catches, passed Edgerin James (28) for the fifth-most career receptions in Colts postseason history. With 103 receiving yards, moved into second place for the most receiving yards by an NFL player in his first four career postseason games.
- Started at wide receiver in the team's AFC Divisional Playoff victory at Denver (1/11/15) and caught four passes for a team-leading 72 yards (18.0 avg.). It was his fourth career postseason contest with 70-plus receiving yards. Also added one rush for a one-yard gain.
- Caught one pass for 36 yards starting at wide receiver in the team's AFC Championship Game loss at New England (1/18/15).

2013 (COLTS):

- Competed in all 16 games (10 starts) and led the team in receptions (82) and yards (1,083) while adding five touchdowns.
- Registered a team-record 327 receiving yards for a single postseason (2013, two games) while his 17 receptions ranked tied for fifth.
- Became the second player in Colts history to record two 100-yard receiving games in a single postseason.
- Became the sixth player in NFL history to register 10 100-yard receiving games in the first two seasons of a career.
- Set the franchise record for the most receiving yards (1,944) and 100-yard games (10) and ranks second for the most receptions (132) in a Colts player's first two seasons with the team.
- Finished a Week 2 contest against Miami (9/15) with 124 receiving yards on six receptions. Topped his previous career-high of 113 yards all in the first half. It was the highest first half receiving yardage total for the Colts dating back to Dec. 6, 2009 when Pierre Garcon recorded 126 yards against Tennessee. With the 100-yard contest, tied Jim Mutscheller for 10th place in Colts history with his sixth career 100-yard game.
- In a Week 5 victory against Seattle (10/6), finished the game with five catches for 140 yards (28.0 avg.) and two touchdowns. Notched a 73-yard touchdown on his first catch of the game in the first quarter to give the Colts their first points of the game. His second score came in the third quarter on a 29-yard reception. The first score marked his fourth career touchdown of 60 yards or more dating back to 2012. The only other player in the NFL with more in that span was Adrian Peterson (six). With 140 yards against Seattle, he tied Dallas Clark (seventh) for ninth in Colts history in career 100-plus-yard receiving performances. The multiple-touchdown performance was the second of his career.
- Recorded his eighth career 100-yard game after leading the team with seven receptions for 121 yards in a win at Houston (11/3). Established a career-high and tied a franchise record with three touchdowns. The second score came on a 58-yard pass from quarterback Andrew Luck in the fourth quarter, which marked the fifth connection the duo recorded of 50-plus yards since 2012. With 121 receiving yards, tied John Mackey (eight) for the eighth-most 100-yard games in Colts history. Returned a punt 34 yards in the second quarter, which was his longest of the season.
- In a Week 10 loss against St. Louis (11/10), posted seven receptions while totaling 130 yards. Recorded his ninth career 100-yard receiving contest and tied Bill Brooks for the seventh-most 100-plus-yard receiving performances in Colts history. Connected with quarterback Andrew Luck on a 65-yard pass in the third quarter.
- Started at wide receiver in a Week 15 win against Houston (12/15) and tallied eight receptions for 78 receiving yards. Caught five receptions in the first quarter. With eight catches, passed Marshall Faulk (108) for the fifth-most receptions in a player's first two seasons in Colts history. With 78 yards, passed Marvin Harrison (1,702) for the second-most receiving yards in a player's first two seasons in team annals.
- In a Week 16 win at Kansas City (12/22), started at wide receiver and caught five passes for 52 yards with a long reception of 31 yards. With five receptions, passed Bill Brooks and Austin Collie for the third most catches in a player's first two seasons with the Colts.
- Started at wide receiver in a Week 17 victory against Jacksonville (12/29) and set a regular season career-high with 11 receptions while totaling 155 receiving yards. With his sixth reception of the first quarter, reached the 1,000-yard receiving plateau for the first time in his career. His nine first half receptions are also the third-most for the team in a first half of play dating back to 1991 and the most for the Colts since Dallas Clark caught 11 passes against Houston in the first half on Nov. 8, 2009. Moved passed Bill Brooks (1,853) for the most receiving yards in a player's first two seasons in Colts history. Recorded his 10th 100-yard receiving performance, which ties Roger Carr for the fifth-most in Colts history. With 11 catches, passed Edgerin James (125) for the second-most receptions in a player's first two seasons with the Colts.
- Started his first career playoff game at wide receiver during the team's AFC Wild Card victory against Kansas City (1/4/14). Led the team in receiving and added his first career postseason 200-yard receiving performance with 13 catches for 224 yards and two touchdowns. His 13 catches tied for the second-

most in NFL postseason history in a single game and set a franchise postseason record. His 224 receiving yards ranked as the third-most for a single-game in NFL postseason history and set a team postseason record. It was also the second 200-yard receiving game in Colts postseason history. His two receiving touchdowns tied a franchise record and marked the fourth time in team postseason history that a receiver caught two touchdowns in a single game. Recorded the game-winning 64-yard touchdown reception with 4:21 remaining in the fourth quarter to seal the victory.

- In the team's AFC Divisional Playoff loss at New England (1/11/14), started at wide receiver and led the team in receiving, finishing with four catches for 103 yards. For the second consecutive week, topped the 100-yard receiving plateau while making long receptions of 40 and 46 yards. With four receptions, passed Brandon Stokley (22) for the seventh-most catches in Colts postseason history. With 103 receiving yards, passed Eddie Hinton (380) for the fourth-most yards in team postseason history.

2012 (COLTS):

- Played in 15 games (one start) and recorded 50 catches for 861 yards and had a team-high seven touchdowns. Carried the ball five times for 29 yards. Added 26 punt returns for 300 yards and one touchdown. Also, returned seven kickoffs for 118 yards.
- Led both teams in receiving against Jacksonville (9/23) with four receptions for 113 yards and one touchdown.
- Registered his second 100-yard performance of the season with six catches for 102 yards against Miami (11/4). Added a 36-yard touchdown, his second of the season, in the third quarter.
- Finished the game with six catches for 100 yards and two touchdowns at New England (11/18). His 100-yard outing tied him with Andre Rison (three) for the most 100-yard games in a season by a Colts rookie receiver. Became the team's first rookie receiver with two touchdowns in a game since wide receiver Blair White (two) on Nov. 21, 2010 at New England.
- Caught three passes for 33 yards and one touchdown and returned four punts for 111 yards, including a 75-yard score against Buffalo (11/25). Became the first player in Colts history with a punt return for a touchdown and a receiving touchdown in the same game. His punt return for a touchdown was the team's first since Dec. 16, 2007 when T.J. Rushing logged a 90-yard return for a score. Was named AFC Special Teams Player of the Week for his performance.
- Finished a Week 13 contest at Detroit (12/2) with a team-leading six receptions for 100 yards. With his total, he set a new club record for 100-yard receiving games by a rookie (four), topping Andre Rison's old record of three, which was set in 1989.
- Finished the game with three catches for 78 yards

and one touchdown at Houston (12/16). His score came on a 61-yard reception from Andrew Luck in the second quarter.

- Made his first start of the season at wide receiver at Kansas City (12/23) and caught two passes for 34 yards.
- Finished the game with four catches for 111 yards and one touchdown against Houston (12/30). Topped the 100-yard receiving plateau for the fifth time in 2012, improving his franchise rookie record for the most 100-yard games in a rookie season. Tied John Mackey and Austin Collie (seven) for the third-most touchdowns by a rookie in Colts history. The 70-yard catch was a season-long.
- Finished second on the team in receiving with eight catches for 66 yards in the Colts AFC Wild Card Playoff loss at Baltimore (1/6/13). Caught a long pass of 25 yards.

COLLEGE:

- Started 37-of-50 games at Florida International, where he graduated with school career records for receptions (229), receiving yards (3,351) and touchdowns (24). Also contributed with 498 rushing yards and seven scores on 69 carries and completed two passes for 38 yards and a touchdown.
- Named a Third Team All-America selection as an all-purpose back by *The NFL Draft Report*, adding honorable mention honors from *Sports Illustrated* in 2011.
- Awarded Sun Belt Conference Player of the Year in 2010 and earned All-Sun Belt Conference first-team accolades in 2010 and 2011.
- Garnered Sun Belt Conference Freshman of the Year accolades from *Sporting News* and *Rivals.com*, was named the Freshman of the Year by the Sun Belt Conference and was an All-Sun Belt Conference first-team choice as a kick return specialist and all-purpose player.
- Selected to the Freshman All-America team as a punt return specialist by the Football Writers Association of America and Freshman All-America kick returner by *Sporting News*. Also received Honorable Mention All-America accolades from *Sports Illustrated*.
- Returned 49 punts for 614 yards and two touchdowns, as all three marks set school career records. His 97-yard scoring punt return against Florida Atlantic (11/12/11) set the FIU record and ranked as the second-longest in Sun Belt Conference history.
- Returned 105 kickoffs for 2,855 yards and four touchdowns, setting the school and Sun Belt career record for scoring returns and total runbacks.
- Graduated holding FIU and conference all-time records, in addition to ranking fifth in NCAA FBS history with 7,498 all-purpose yards (149.96 ypg.).
- Found the end zone 37 times to set a school career record for touchdowns, while his 224 points rank

second in school annals.

- Finished 10th among active NCAA Football Bowl Subdivision performers for receptions (229), sixth for receiving yards (3,351) and 14th for touchdown receptions (24).
- Established Sun Belt Conference all-time records for receiving yards (3,351) and touchdown grabs (24), while his receptions (229) rank second in league annals.
- Set FIU season records with 72 receptions for 1,038 yards in 2011.
- Returned 36 kickoffs as a freshman to set the school season record while his 841 yards on those runbacks rank second in single-season annals.

PERSONAL:

- Attended Miami Springs (Fla.) High School.
- Named the Dade County Athlete of the Year and added *Miami Herald* First Team All-Dade honors in football as a senior and in basketball as a junior.
- Garnered 6A second-team all-state honors from the Florida Sports Writers Association in 2007.
- As a senior, caught 42 passes for 785 yards and 16 touchdowns. Also scored four times on kick returns.
- Played wide receiver and defensive back as a sophomore, accumulating eight interceptions and

650 receiving yards.

- In 2016, hosted 200 youth for the T.Y. Hilton Football ProCamp in Indianapolis.
- Has participated in several Indiana Black Expo Saving Our Youth Celebrity Basketball Game, which raised money for scholarships for youth.
- Served as the 2014 Bleed Blue Blood Drive spokesperson and featured player.
- Hosted a Strikes For Kids bowling event in 2014, benefiting high school scholarships.
- Participated in the 2012 Colts Rookie Community Blitz at Concord Neighborhood Center, helping local children with reading, crafts and fitness activities.
- Participates in the Community Ticket Block program and donates 15 tickets per game to Fathers and Families.
- Participated in the Colts QB Shopping event with Shepherd Community Center as a volunteer shopper.
- Participated in the Colts Play 60 Super School visit.
- Majored in sports broadcasting at Florida International.
- A native of Miami.

GETTING TO KNOW T.Y. HILTON

Favorite team and/or athlete outside of football: LeBron James
Favorite musician and/or song: R. Kelly - "The World's Greatest"
Hobbies outside of football: Basketball
Favorite food: Fast food
Favorite vacation spot: Orlando, Fla.

If you could have lunch with three people, living or dead, who would they be: LeBron James, Michael Jordan and Michael Jackson
Favorite movie: *The Sandlot*
What's the one thing you couldn't live without: My video games

2017 GAME-BY-GAME STATISTICS

Date/Opp.	RECEIVING					RUSHING						
	GP	GS	No.	Yards	Avg.	LG	TD	No.	Yards	Avg.	LG	TD
9/10 @ LAR	1	1	3	57	19.0	32	0	0	0	0.0	0	0
9/17 vs. ARI	1	1	4	49	12.3	16	0	0	0	0.0	0	0
9/24 vs. CLE	1	1	7	153	21.9	61t	1	0	0	0.0	0	0
10/1 @ SEA	1	1	3	30	10.0	13	0	0	0	0.0	0	0
10/8 vs. SF	1	1	7	177	25.3	63	0	0	0	0.0	0	0
10/16 @ TEN	1	1	1	19	19.0	19	0	0	0	0.0	0	0
10/22 vs. JAX	1	1	2	27	13.5	17	0	0	0	0.0	0	0
10/29 @ CIN	1	1	2	15	7.5	17	0	0	0	0.0	0	0
11/5 @ HOU	1	1	5	175	35.0	80t	2	0	0	0.0	0	0
11/12 vs. PIT	1	1	2	23	11.5	16	0	0	0	0.0	0	0
11/26 vs. TEN	1	1	2	15	7.5	9	0	0	0	0.0	0	0
12/3 @ JAX	1	1	3	51	17.0	40t	1	0	0	0.0	0	0
12/10 @ BUF	1	1	2	20	10.0	10	0	0	0	0.0	0	0
12/14 vs. DEN												
12/23 @ BAL												
12/31 vs. HOU												
2017 TOTALS	13	13	43	811	18.9	80t	4	0	0	0.0	0	0

CAREER REGULAR SEASON STATISTICS

Year	RECEIVING					RUSHING						
	GP	GS	No.	Yards	Avg.	LG	TD	No.	Yards	Avg.	LG	TD
2017 IND	13	13	43	811	18.9	80t	4	0	0	0.0	0	0
2016 IND	16	16	91	1,448	15.9	63t	6	0	0	0.0	0	0
2015 IND	16	15	69	1,124	16.3	87t	5	0	0	0.0	0	0
2014 IND	15	15	82	1,345	16.4	73t	7	2	20	10.0	15	0
2013 IND	16	10	82	1,083	13.2	73t	5	2	6	3.0	0	0
2012 IND	15	1	50	861	17.2	70t	7	5	29	5.8	19	0
TOTAL	91	70	417	6,872	16.0	87t	34	9	55	6.1	19	0

CAREER REGULAR SEASON RETURN STATISTICS

Year	GP	GS	PR	FC	Yards	Avg.	LG	TD	KR	Yards	Avg.	LG	TD
2015 IND	16	15	4	2	16	4.0	10	0	0	0	0.0	0	0
2014 IND	15	15	0	0	0	0.0	0	0	1	0	0.0	0	0
2013 IND	16	10	17	12	159	9.4	34	0	0	0	0.0	0	0
2012 IND	15	1	26	18	300	11.5	75t	1	7	118	16.9	26	0
TOTAL	78	67	48	33	480	10.0	79t	1	10	123	12.3	26	0

CAREER POSTSEASON STATISTICS

Year	RECEIVING					RUSHING						
	GP	GS	No.	Yards	Avg.	LG	TD	No.	Yards	Avg.	LG	TD
2014 IND	3	3	11	211	19.2	36	0	1	1	1.0	1	0
2013 IND	2	2	17	327	19.2	64t	2	0	0	0.0	0	0
2012 IND	1	0	8	66	8.3	25	0	0	0	0.0	0	0
TOTAL	6	5	36	604	16.8	64t	2	1	1	1.0	1	0

CAREER POSTSEASON RETURN STATISTICS

Year	GP	GS	PR	FC	Yards	Avg.	LG	TD	KR	Yards	Avg.	LG	TD
TOTAL	3	3	1	1	10	10.0	10	0	0	0	0.0	0	0

ADDITIONAL STATISTICS: Recorded one pass attempt at Kansas City (12/23/12).

81

WR



KRISHAWN HOGAN

6-3 • 222 • MARIAN

NFL EXP: Rookie

HOW ACQUIRED: FA – 2017

BORN: 5/12/95

GP/GS (POSTSEASON): 2/0 (0/0)

CAREER TRANSACTIONS:

- Placed on Injured Reserve by the Colts on October 9, 2017.
- Signed by the Colts to the active roster from the practice squad on September 26, 2017.
- Signed to the Colts practice squad on September 4, 2017.
- Waived by the Arizona Cardinals on September 2, 2017.
- Signed by the Cardinals as an undrafted free agent on May 2, 2017.

PRO CAREER:

- Became the first player from Marian University to play in an NFL game when he took the field against Seattle on October 1, 2017.

2017 (COLTS):

- Competed in his first NFL game during a Week 4 loss at Seattle (10/1) and recorded one special teams tackle.
- In a Week 5 win against San Francisco (10/8), fielded a lateral punt for an eight-yard loss before leaving the game with a knee injury.
- Placed on Injured Reserve on October 9.

COLLEGE:

- Played in 40 games at Marian and finished with 263 receptions for 4,395 yards (16.7 avg.) and 42 touchdowns. Also threw one touchdown and registered 63 carries for 170 yards and 25 touchdowns.
- Established school records in receiving yards and receiving touchdowns. Ranks second in school history in all-purpose yards (4,565) and scoring (402). His 263 career receptions were the seventh-most in NAIA history.
- As a senior in 2016, caught 80 passes for 1,435 yards and 15 touchdowns en route to earning All-Mid-States Football Association Offensive Player of the Year honors as well as First Team All-MSFA recognition. Also threw one touchdown and compiled 23 carries for 43 yards and 10 touchdowns.
- Appeared in 14 games in 2015 and set career highs with 101 receptions for 1,824 yards and 16 touchdowns. Also tallied 39 carries for 130 yards and 15 touchdowns.

SINGLE-GAME HIGHS

REC: 0
YARDS: 0
TDS: 0
LG: 0
RUSH: 0
YARDS: 0
TDS: 0
LG: 0

- Saw action in 14 games in 2014 and registered 82 receptions for 1,136 yards and 11 touchdowns.
- Began career at Walsh University (North Canton, Ohio) and played in 10 games in 2013.

PERSONAL:

- Attended Warren Central High School in Indianapolis.
- Did not appear in a game until senior year and caught 20 passes for one touchdown.
- Participated in the 2017 NFL Combine as well as the Colts 2017 Local Pro Day.
- A native of Indianapolis.

GETTING TO KNOW KRISHAWN HOGAN

Favorite team and/or athlete outside of football:

LeBron James

Favorite musician and/or song: Drake

If you could have lunch with two people, living or dead, who would they be: Dr. Martin Luther King Jr. and my grandmother

Favorite food: Mexican food. I love fajitas.

What's the one thing you couldn't live without: My family. My son and my girl.

2017 GAME-BY-GAME STATISTICS

Date/Opp.	RECEIVING					RUSHING						
	GP	GS	No.	Yards	Avg.	LG	TD	No.	Yards	Avg.	LG	TD
9/10 @ LAR												
9/17 vs. ARI												
9/24 vs. CLE												
10/1 @ SEA	1	0	0	0	0.0	0	0	0	0	0.0	0	0
10/8 vs. SF	1	0	0	0	0.0	0	0	0	0	0.0	0	0
10/16 @ TEN												
10/22 vs. JAX												
10/29 @ CIN												
11/5 @ HOU												
11/12 vs. PIT												
11/26 vs. TEN												
12/3 @ JAX												
12/10 @ BUF												
12/14 vs. DEN												
12/23 @ BAL												
12/31 vs. HOU												
2017 TOTALS	2	0	0	0	0.0	0	0	0	0	0.0	0	0

CAREER REGULAR SEASON STATISTICS

Year	RECEIVING					RUSHING						
	GP	GS	No.	Yards	Avg.	LG	TD	No.	Yards	Avg.	LG	TD
2017 IND	2	0	0	0	0.0	0	0	0	0	0.0	0	0
TOTAL	2	0	0	0	0.0	0	0	0	0	0.0	0	0

SPECIAL TEAMS TACKLES: 1 (2017 - 1)

CAREER REGULAR SEASON RETURN STATISTICS

Year	GP	GS	PR	FC	Yards	Avg.	LG	TD	KR	Yards	Avg.	LG	TD
	2017 IND	2	0	0	0	-8	0.0	-8	0	0	0	0.0	0
TOTAL	2	0	0	0	-8	0.0	-8	0	0	0	0.0	0	0

29

S



MALIK HOOKER

6-2 • 212 • OHIO STATE

NFL EXP: Rookie

HOW ACQUIRED: D1 – 2017 (15th overall)

BORN: 4/2/96

GP/GS (POSTSEASON): 7/6 (0/0)

CAREER TRANSACTIONS:

- Selected by the Colts in the first round (15th overall) of the 2017 NFL Draft.

PRO CAREER:

- Intercepted one pass in three consecutive games from Weeks 2-4 of the 2017 season and became the first Colts rookie to intercept at least one pass in three straight games dating back to 1984 when Eugene Daniel accomplished the feat from Weeks 13-15.

2017 (COLTS):

- Finished with three tackles (two solo) and one special teams stop in his NFL debut during a Week 1 loss at the Los Angeles Rams (9/10).
- Earned his first career start at safety in a Week 2 loss against Arizona (9/17) and finished with two tackles, one interception and one pass defended. Intercepted his first career pass with 1:34 in the second quarter to stall a potential Cardinals scoring drive.
- Started at safety in a Week 3 win against Cleveland (9/24) and posted three tackles, one interception and one pass defended. With his fourth quarter interception, became the first Colts rookie since Jason David in 2004 to pick off passes in back-to-back games.
- In a Week 4 loss at Seattle (10/1), started at free safety and notched three tackles, one interception and one pass defended. With his third quarter interception, became the first Colts rookie to intercept at least one pass in three consecutive games dating back to 1984 when Eugene Daniel accomplished the feat from Weeks 13-15.
- Started at free safety and notched five tackles (four solo) in a Week 5 win against San Francisco (10/8).
- Recorded three solo tackles and one pass defended starting at free safety in a Week 6 loss at Tennessee (10/16).
- In a Week 7 loss against Jacksonville (10/22), started at free safety and posted two tackles before leaving the game with a knee injury.
- Placed on Injured Reserve on October 24.

SINGLE-GAME HIGHS

TACKLES: 5 vs. SF (10/8/17)

SACKS: 0

FF: 0

FR: 0

INT: 1, three times (Last at SEA 10/1/17)

PD: 1, four times (Last at TEN 10/16/17)

COLLEGE:

- Played in 26 games (13 starts) at Ohio State at safety where he helped lead the Buckeyes to a 2015 Fiesta Bowl win and a 2016 appearance in the College Football Playoff.
- Finished his career with 84 tackles (49 solo), 5.5 tackles for loss, half a sack, seven interceptions (three returned for touchdowns) and 11 passes defended.
- Led the nation with three interceptions returned for touchdowns in 2016, ranked second nationally with 181 interception return yards and finished third in the nation in total interceptions with seven.
- Was named a unanimous First Team All-America choice in 2016 and a Thorpe Award semifinalist, an award given annually to the nation's top defensive back.
- Started all 13 games en route to being named a semifinalist for the Thorpe Award, which is given annually to the nation's top defensive back.
- Totaled 74 tackles (43 solo), 5.5 tackles for loss, half a sack, seven interceptions (three returned for touchdowns) and 11 passes defended.
- Saw action in all 13 games, including the Fiesta Bowl in 2015.
- Redshirted as a true freshman in 2014.

PERSONAL:

- Attended New Castle (Pa.) High School and played two seasons of football, beginning in 2012, and started both seasons at wide receiver and cornerback.
- Pushed his 7-3 team to the state playoffs in 2013 and was named to the Pennsylvania Football Writers Class AAA All-State team.
- Was considered to be a Division I basketball recruit. Won back-to-back league championships his sophomore and junior years, leading his team to a

52-2 record.

- Led his team to the Pennsylvania AAAA State Championship in 2014.
- Considered a four-star recruit by ESPN and the 50th best athlete of his class.

GETTING TO KNOW MALIK HOOKER

Favorite team and/or athlete outside of football:

LeBron James

Favorite musician and/or song: Future

Hobbies outside of football: Paintball

What is something interesting about you that most people may not know: I like poetry

Favorite food: Steak and chicken alfredo

Favorite movie: *Antwone Fisher*

What's the one thing you couldn't live without: Family

2017 GAME-BY-GAME STATISTICS

Date/Opp.	GP	GS	Solo	Asst.	Total	Sacks	PD	FF	FR	INT	Yds	Avg.	LG	TD
9/10 @ LAR	1	0	2	1	3	0.0	0	0	0	0	0	0.0	0	0
9/17 vs. ARI	1	1	1	1	2	0.0	1	0	0	1	32	32.0	32	0
9/24 vs. CLE	1	1	2	1	3	0.0	1	0	0	1	12	12.0	12	0
10/1 @ SEA	1	1	1	2	3	0.0	1	0	0	1	29	29.0	29	0
10/8 vs. SF	1	1	4	1	5	0.0	0	0	0	0	0	0.0	0	0
10/16 @ TEN	1	1	3	0	3	0.0	1	0	0	0	0	0.0	0	0
10/22 vs. JAX	1	1	2	0	2	0.0	0	0	0	0	0	0.0	0	0
10/29 @ CIN	INJURED RESERVE													
11/5 @ HOU	INJURED RESERVE													
11/12 vs. PIT	INJURED RESERVE													
11/26 vs. TEN	INJURED RESERVE													
12/3 @ JAX	INJURED RESERVE													
12/10 @ BUF	INJURED RESERVE													
12/14 vs. DEN														
12/23 @ BAL														
12/31 vs. HOU														
2017 TOTALS	7	6	15	6	21	0.0	4	0	0	3	73	24.3	32	0

CAREER REGULAR SEASON STATISTICS

Year	GP	GS	Solo	Asst.	Total	Sacks	PD	FF	FR	INT	Yds	Avg.	LG	TD
2017 IND	7	6	15	6	21	0.0	4	0	0	3	73	24.3	32	0
TOTAL	7	6	15	6	21	0.0	4	0	0	3	73	24.3	32	0

SPECIAL TEAMS TACKLES: 1 (2017 - 1)

92

DE

MARGUS HUNT



6-8 • 298 • SMU

NFL EXP: 5 (1st Year with Colts)

HOW ACQUIRED: UFA – 2017 (CIN)

BORN: 7/14/87

GP/GS (POSTSEASON): 57/3 (2/0)

CAREER TRANSACTIONS:

- Signed by the Colts as an unrestricted free agent on March 13, 2017.
- Selected by the Cincinnati Bengals in the second round (53rd overall) of the 2013 NFL Draft.

2017 (COLTS):

- Posted two tackles, 1.0 sack and one quarterback hit in his debut with the Colts during a Week 1 loss at the Los Angeles Rams (9/10).
- In a Week 2 loss against Arizona (9/17), finished with one tackle and two quarterback hits.
- Totaled three quarterback hits and one pass defended in a Week 3 win against Cleveland (9/24).
- Saw action on the defensive line and on special teams in a Week 4 loss at Seattle (10/1), but did not finish with a tackle.
- In a Week 5 win against San Francisco (10/8), tallied one tackle.
- Finished with two tackles in a Week 6 loss at Tennessee (10/16).
- Notched two tackles in a Week 7 loss against Jacksonville (10/22).
- Competed on special teams and on the defensive line in a Week 8 loss at Cincinnati (10/29), but did not finish with a tackle.
- Recorded one quarterback hit in a Week 9 win at Houston (11/5).
- Earned his first career NFL start and contributed with one tackle and a blocked extra point in a Week 10 loss against Pittsburgh (11/12). Blocked a Steelers extra point in the third quarter to preserve a 17-9 Colts lead. It was the fourth block of Hunt's career.
- In a Week 12 loss against Tennessee (11/26), started at defensive end and posted two tackles, 1.0 tackle for loss and one pass defended.
- Notched three tackles (two solo) in a Week 13 loss at Jacksonville (12/3).
- Started at defensive end in a Week 14 loss at Buffalo (12/10) and posted seven tackles (six solo) and 2.0 tackles for loss.

2016 (BENGALS):

- Saw action in 15 games, and totaled 14 tackles (seven solo), 2.0 tackles for loss, four quarterback

SINGLE-GAME HIGHS

TACKLES: 7 at BUF (12/10/17)

SACKS: 1.0, two times (Last at LAR 9/10/17)

FF: 0

FR: 0

INT: 0

PD: 2 at NYJ (9/11/16)

- hits, one blocked field goal, two blocked PATs, two passes defended and three special teams tackles.
- Blocked a 22-yard Nick Folk field goal attempt in the first quarter at the New York Jets (9/11), preventing the Jets from mounting a two-score lead, and also had two passes defended.
- Tallied two tackles (one solo), including 1.0 tackle for loss at Pittsburgh (9/18).
- Totaled a season-best three tackles (two solo), one special teams tackle and a blocked PAT against Denver (9/25).
- Blocked a PAT in the fourth quarter at Houston (12/24) and added one assisted tackle.

2015 (BENGALS):

- Saw action in seven games, recording two tackles (one solo).

2014 (BENGALS):

- Appeared in 12 games, registering six tackles (four solo), 1.0 sack, 2.0 tackles for loss, one quarterback hit, one pass defended and one special teams tackle.
- Knocked down a pass and added one special teams tackle at Baltimore (9/7) in the season opener.
- Posted his first career solo sack against Jacksonville (11/2), dropping Blake Bortles for a six-yard loss on the game's final play.
- Recorded a season-high two solo tackles, including 1.0 tackle for loss against Cleveland (11/6).

2013 (BENGALS):

- Saw action in 10 games as a rookie, logging three tackles (one solo), half a sack and two quarterback hits.
- Made his NFL debut against New England (10/6), contributing with one quarterback hit.
- Recorded his first career tackle against the New York Jets (10/27).

- Shared a sack of Joe Flacco against Baltimore (12/29).

COLLEGE:

- Started 27-of-53 career games played at SMU (2009-2012), compiling 112 tackles (60 solo), 28.0 tackles for loss, 16.5 sacks, seven passes defended, two forced fumbles and one fumble recovery.
- His 17 blocked kicks rank as the second-most in NCAA history, and his 10 field goal blocks set an NCAA mark, surpassing the previous total of eight set by James Ferebee of New Mexico State from 1978-1981.
- Served as a key player in SMU's return to football success, playing on bowl teams in all four of his seasons, winning three of them.
- Started 12 games at defensive end as a senior in 2012, registering 31 tackles (19 solo), a career-high in both tackles for loss (11.5) and sacks (8.0), three passes defended, two forced fumbles and three blocked kicks.
- Was a First Team All-Conference USA selection and capped his career with MVP honors in the Hawaii Bowl. He also played in the Senior Bowl.
- As a junior in 2011, tallied 28 tackles (16 solo), 7.5 tackles for loss, 3.0 sacks, one pass defended and four blocked kicks.
- In 2010, compiled a career-high 45 tackles (21 solo), 6.5 tackles for loss, 3.0 sacks, two passes defended and three blocked kicks.
- As a freshman in 2009, set an NCAA freshman record with seven blocked kicks, falling just one short of the NCAA season record for blocks by any player. Added eight tackles (four solo), 2.5 tackles for loss, 2.5 sacks, one pass defended and one fumble recovery.

BREAKING RECORDS

Hunt won Estonia's first two gold medals at the IAAF Track and Field World Junior Championships held in Beijing, China in 2006. He set a new men's discus throw record with a mark of 67.32 meters and won gold with a shot put throw of 20.53 meters. He also became the first athlete in the event's history to win gold in both events.



PERSONAL:

- Attended Nuia School in Estonia.
- In 2006, at age 18, won Estonia's first two gold medals in the World Junior Track and Field Championships, with a discus throw of 67.32 meters and a shot put of 20.53 meters.
- Became the first athlete in the event's history to win gold medals in both discus and shot.
- Qualified four times (2003-06) for the World Junior Championships, and in 2005, he won the gold medal in the European Junior Championships with a discus throw of 62.19 meters.
- Majored in business.
- Born in Karksi-Nuia, Estonia.

GETTING TO KNOW MARGUS HUNT

Favorite musician and/or song: Metallica - "Enter Sandman"

Hobbies outside of football: Hanging out with friends and playing golf

What is something interesting about you that most people may not know: I put my clothes on

right arm and leg first

Favorite food: Salmon

Favorite vacation spot: Tahiti

What's the one thing you couldn't live without: My wife and family

2017 GAME-BY-GAME STATISTICS

Date/Opp	GP	GS	Solo	Asst.	Total	Sacks	PD	FF	FR	INT	Yds	Avg.	LG	TD
9/10 @ LAR	1	0	2	0	2	1.0	0	0	0	0	0	0.0	0	0
9/17 vs. ARI	1	0	1	0	1	0.0	0	0	0	0	0	0.0	0	0
9/24 vs. CLE	1	0	0	0	0	0.0	1	0	0	0	0	0.0	0	0
10/1 @ SEA	1	0	0	0	0	0.0	0	0	0	0	0	0.0	0	0
10/8 vs. SF	1	0	0	1	1	0.0	0	0	0	0	0	0.0	0	0
10/16 @ TEN	1	0	1	1	2	0.0	0	0	0	0	0	0.0	0	0
10/22 vs. JAX	1	0	0	1	1	2	0.0	0	0	0	0	0.0	0	0
10/29 @ CIN	1	0	0	0	0	0.0	0	0	0	0	0	0.0	0	0
11/5 @ HOU	1	0	0	0	0	0.0	0	0	0	0	0	0.0	0	0
11/12 vs. PIT	1	1	0	1	1	0.0	0	0	0	0	0	0.0	0	0
11/26 vs. TEN	1	1	1	1	2	0.0	1	0	0	0	0	0.0	0	0
12/3 @ JAX	1	0	2	1	3	0.0	0	0	0	0	0	0.0	0	0
12/10 @ BUF	1	1	6	1	7	0.0	0	0	0	0	0	0.0	0	0
12/14 vs. DEN														
12/23 @ BAL														
12/31 vs. HOU														
2017 TOTALS	13	3	14	7	21	1.0	2	0	0	0	0	0.0	0	0

CAREER REGULAR SEASON STATISTICS

Year	GP	GS	Solo	Asst.	Total	Sacks	PD	FF	FR	INT	Yds	Avg.	LG	TD
2017 IND	13	3	14	7	21	1.0	2	0	0	0	0	0.0	0	0
2016 CIN	15	0	7	7	14	0.0	2	0	0	0	0	0.0	0	0
2015 CIN	7	0	1	1	2	0.0	0	0	0	0	0	0.0	0	0
2014 CIN	12	0	4	2	6	1.0	1	0	0	0	0	0.0	0	0
2013 CIN	10	0	1	2	3	0.5	0	0	0	0	0	0.0	0	0
TOTAL	57	3	27	19	46	2.5	5	0	0	0	0	0.0	0	0

CAREER POSTSEASON STATISTICS

Year	GP	GS	Solo	Asst.	Total	Sacks	PD	FF	FR	INT	Yds	Avg.	LG	TD
2014 CIN	1	0	0	2	2	0.5	0	0	0	0	0	0.0	0	0
2013 CIN	1	0	0	0	0	0.0	0	0	0	0	0	0.0	0	0
TOTAL	2	0	0	2	2	0.5	0	0	0	0	0	0.0	0	0

SPECIAL TEAMS TACKLES: 4 (2016 - 3, 2014 - 1)

ADDITIONAL STATISTICS: Blocked a field goal attempt at the N.Y. Jets (9/11/16).

Blocked a PAT vs. Denver (9/25/16).

Blocked a PAT at Houston (12/24/16).

Blocked a PAT vs. Pittsburgh (11/12/17).

53

ILB



EDWIN JACKSON

6-0 • 234 • GEORGIA SOUTHERN

NFL EXP: 2 (2nd Year with Colts)

HOW ACQUIRED: FA – 2015

BORN: 12/19/91

GP/GS (POSTSEASON): 16/8 (0/0)

CAREER TRANSACTIONS:

- Placed on Injured-Reserve by the Colts on September 2, 2017.
- Signed by the Colts to a reserve/future contract on January 5, 2016.
- Signed to the Colts practice squad on December 22, 2015.
- Released from the Colts practice squad on December 16, 2015.
- Signed to the Colts practice squad on December 8, 2015.
- Released by the Arizona Cardinals on August 31, 2015.
- Signed as an undrafted free agent with the Cardinals on May 5, 2015.

2017 (COLTS):

- Placed on Injured Reserve on September 2.

2016 (COLTS):

- Competed in all 16 games (eight starts) and ranked third on the team with 61 tackles (42 solo) while adding 2.0 sacks, 1.0 tackle for loss, two quarterback hits and 10 special teams tackles.
- Made his NFL debut in a Week 1 loss against Detroit (9/11). Saw action on special teams, but did not record a tackle.
- Compiled his first career tackles (three) competing at inside linebacker in a Week 7 win at Tennessee (10/23).
- Made his first career start at WILL linebacker in a Week 8 loss against Kansas City (10/30). Tallied four solo tackles, 1.0 sack and one quarterback hit.
- Started at WILL linebacker in a Week 11 victory against Tennessee (11/20) and finished with five tackles (three solo), 1.0 sack and one quarterback hit. Also contributed with two special teams stops.
- Tied for the team lead with seven tackles (four solo) starting at WILL linebacker in a Week 12 loss against Pittsburgh (11/24).
- In a Week 13 victory at the New York Jets (12/5), led the team with seven tackles (six solo) and added 1.0 tackle for loss.
- Led the team with 10 tackles (three solo), starting at inside linebacker in a Week 14 loss against Houston (12/11).
- Started at WILL linebacker in a Week 15 victory at Minnesota (12/18) and tied for the team lead with

SINGLE-GAME HIGHS

TACKLES: 10 vs. HOU (12/11/16)

SACKS: 1.0, two times (Last vs. TEN 11/20/16)

FF: 0

FR: 0

INT: 0

PD: 0

seven tackles (six solo).

2015 (COLTS):

- Spent three weeks of the regular season on the Colts practice squad.

COLLEGE:

- Played in 48 games (23 starts) in four seasons at Georgia Southern, posting 218 tackles (121 solo), 2.0 sacks, 8.0 tackles for loss, one interception, one forced fumble and one fumble recovery.
- Led the Eagles in tackles in each of his last two seasons.
- Earned First Team All-Sun Belt honors as a senior and helped Georgia Southern win the Sun Belt in its first year in the conference and at the NCAA FBS level in 2014.
- Started all 12 games in 2014 and recorded a career-high 100 tackles, which ranked in the top-10 of the Sun Belt Conference. Had four games with 13-plus tackles. Also had a forced fumble and an interception, which helped seal a win at South Alabama.
- Totaled a team-best 92 tackles, 2.0 sacks and a fumble recovery in 11 games as a junior.
- Posted 10 tackles, including a team-leading eight solo stops in 26-20 upset win at Florida. Named the College Sports Madness Southern Conference Player of the Week for his performance against the Gators.
- Played in 12 games as a sophomore in 2012, collecting 16 tackles and six special teams tackles.
- Saw action in 13 games as a freshman in 2011 after joining the team as a walk-on and had 10 tackles.

PERSONAL:

- Attended Westlake High School in Atlanta where he lettered three times in football and was a three-year team captain.

- Was a state championship finalist in wrestling at 189 pounds.
- Participated in fitness activities with youth at the team's 2016 Hometown Huddle event.
- Read books to local elementary students as part of the Colts Day in Schools event.
- Volunteered for the Colts Hunger Relief efforts and packed meals during the Million Meal Marathon.
- Graduated with a degree in international trade from Georgia Southern.
- A native of Atlanta.

GETTING TO KNOW EDWIN JACKSON

Favorite team and/or athlete outside of football:

Allen Iverson and Troy Polamalu

Favorite musician and/or song: Joe Hertz

Hobbies outside of football: Traveling, networking and tailgating

What is something interesting about you that most people may not know: I have nine siblings (five sisters and four brothers)

Favorite food: Mac and cheese, smoked chicken and

rice and beans

Favorite vacation spot: Hawaii

If you could have lunch with three people, living or dead, who would they be: Bill Gates, Barack Obama and Bob Marley

Favorite movie: *Inception*

What's the one thing you couldn't live without: Christ and my family

CAREER REGULAR SEASON STATISTICS

Year	GP	GS	Solo	Asst.	Total	Sacks	PD	FF	FR	INT	Yds	Avg.	LG	TD
2017 IND														
	INJURED RESERVE													
2016 IND	16	8	42	18	60	2.0	0	0	0	0	0	0.0	0	0
2015 IND														
	PRACTICE SQUAD													
TOTAL	16	8	42	18	60	2.0	0	0	0	0	0	0.0	0	0

SPECIAL TEAMS TACKLES: 10 (2016 - 10)

97

DE



ANTHONY JOHNSON

6-2 • 295 • LSU

NFL EXP: 5 (1st Year with Colts)

HOW ACQUIRED: UFA – 2017 (CIN)

BORN: 7/14/87

GP/GS (POSTSEASON): 57/2 (2/0)

CAREER TRANSACTIONS:

- Signed by the Colts to the active roster from the practice squad on December 5, 2017.
- Signed by the Colts to the practice squad on November 7, 2017.
- Waived by the New York Jets on October 17, 2017.
- Signed to the Jets active roster from the New England Patriots practice squad on November 9, 2016.
- Signed to the Patriots practice squad on October 26, 2016.
- Waived by New England on October 24, 2016.
- Signed by the Patriots to the active roster from the practice squad on October 15, 2016.
- Signed to the New England practice squad on September 28, 2016.
- Waived by the Patriots on September 26, 2016.
- Signed by New England as a free agent on May 9, 2016.
- Waived by the Washington Redskins on May 2, 2016.
- Signed to the Redskins practice squad on November 9, 2015.
- Waived by the Miami Dolphins on September 5, 2015.
- Signed as an undrafted free agent by Miami on May 12, 2014.

2017 (COLTS):

- Finished with one tackle on special teams in his Colts debut in a Week 14 loss at Buffalo (12/10).

2016 (PATRIOTS/JETS):

- Opened the season in New England and played in four games (one start), totaling eight tackles.
- Saw action in seven games with the New York Jets, logging four tackles.

2015 (REDSKINS):

- Was signed to the Redskins practice squad on November 9 where he remained for the rest of the season.

2014 (DOLPHINS):

- Appeared in seven games and recorded two tackles in addition to one fumble recovery.

SINGLE-GAME HIGHS

TACKLES: 3, two times (Last: vs. BUF 1/1/17)

SACKS: 0.0

FF: 0

FR: 1 vs. NE (9/7/14)

INT: 0

PD: 0

- Was inactive for six contests before being placed on Injured Reserve on December 13.

COLLEGE:

- Played in 40 games (16 starts) at LSU from 2011-13, recording 77 tackles (32 solo), 22.0 tackles for loss, 7.0 sacks, three passes defended and one interception.
- Started all 13 games at defensive tackle as a junior in 2013 and earned Second Team All-SEC honors after recording 35 tackles (15 solo), a team-high 9.0 tackles for loss, 3.0 sacks and one interception.
- As a sophomore in 2012, played in 13 games (three starts) totaling 30 tackles (11 solo), 10.0 tackles for loss, 3.0 sacks and two passes defended.
- Played in all 14 games as a freshman in 2011 and earned Freshman All-America honors from *CBSSports.com* and *Sporting News* after posting 12 tackles (six solo), 3.0 tackles for loss and 1.0 sack.

PERSONAL:

- Attended Perry Walker High School in New Orleans, where he played four seasons and broke the national high school record for the most sacks (67.5).
- Ranked as the consensus No. 1 defensive tackle prospect in the country by all major recruiting services in 2010.
- Rated as the No. 2 overall player in the country by *ESPN.com* and the No. 4 player by *Scout.com*.
- Selected to the *Parade* All-America team and to the *USA Today* 2010 All-USA first-team.
- Awarded the 2010 Louisiana Gatorade Player of the Year (first lineman to ever win the honor).
- Named the Louisiana 4A Most Outstanding Defensive Player of the Year in 2009 and 2010 and was a four-time all-district selection.
- Was a participant in the 2011 Under Armour All-American Team.

- Family was displaced after Hurricane Katrina and moved to Alabama for a period of time before returning to Johnson's native New Orleans.
- Majored in general studies at LSU.

GETTING TO KNOW ANTHONY JOHNSON

Favorite musician and/or song: Wale - "LoveHate Thing"

Hobbies outside of football: Singing and writing music

Favorite food: Red beans and rice (New Orleans style) and fried chicken

Favorite vacation spot: Cape Cod/Boston
If you could have lunch with three people, living or dead, who would they be: Michael Jackson, Barack Obama and The Rock

Favorite movie: *I Am Legend*

2017 GAME-BY-GAME STATISTICS

Date/Opp.	GP	GS	Solo	Asst.	Total	Sacks	PD	FF	FR	INT	Yds	Avg.	LG	TD
9/10 @ LAR														
9/17 vs. ARI														
9/24 vs. CLE														
10/1 @ SEA														
10/8 vs. SF														
10/16 @ TEN														
10/22 vs. JAX														
10/29 @ CIN														
11/5 @ HOU														
11/12 vs. PIT														
11/26 vs. TEN														
12/3 @ JAX														
12/10 @ BUF	1	0	0	0	0	0.0	0	0	0	0	0	0.0	0	0
12/14 vs. DEN														
12/23 @ BAL														
12/31 vs. HOU														
2017 TOTALS	1	0	0	0	0	0.0	0	0	0	0	0	0.0	0	0

CAREER REGULAR SEASON STATISTICS

Year	GP	GS	Solo	Asst.	Total	Sacks	PD	FF	FR	INT	Yds	Avg.	LG	TD
2017 NYJIND	1	0	0	0	0	0.0	0	0	0	0	0	0.0	0	0
2016 NEINJY	11	1	6	6	12	0.0	0	0	0	0	0	0	0	0
2015 WAS														
2014 MIA	7	0	1	0	1	0.0	0	0	1	0	0	0.0	0	0
TOTAL	19	1	7	6	13	0.0	0	0	1	0	0	0.0	0	0

SPECIAL TEAMS TACKLES: 1 (2017 - 1)

34

RB

MATT JONES



6-2 • 239 • FLORIDA

NFL EXP: 3 (1st Year with Colts)

HOW ACQUIRED: W – 2017 (WAS)

BORN: 3/7/93

GP/GS (POSTSEASON): 23/7 (0/0)

CAREER TRANSACTIONS:

- Signed by the Colts as a free agent on December 4, 2017.
- Released by the Colts on December 2, 2017.
- Signed to the active roster from the practice squad on September 22, 2017.
- Signed by the Colts to the practice squad on September 12, 2017.
- Waived by the Colts on September 9, 2017.
- Claimed off waivers by the Colts (Washington) on September 3, 2017.
- Released by the Washington Redskins on September 2, 2017.
- Drafted by Washington in the third round (95th overall) of the 2015 NFL Draft.

2017 (COLTS):

- Played in his first game as a member of the Colts in a Week 3 win against Cleveland and totaled one rush for three yards.
- In a Week 4 loss at Seattle (10/1), finished with four rushes for 11 yards.
- Was inactive for a Week 5 win against San Francisco (10/8).
- Listed as inactive for a Week 6 loss at Tennessee (10/16).
- Was inactive for a Week 7 loss against Jacksonville (10/22).
- Competed on special teams in a Week 8 loss at Cincinnati (10/29).
- Listed as inactive for a Week 9 win at Houston (11/5).
- Was inactive for a Week 10 loss against Pittsburgh (11/12).
- Listed as inactive for a Week 12 loss against Tennessee (11/26).
- Was inactive for a Week 14 loss at Buffalo (12/10).

2016 (REDSKINS):

- Started all seven games he appeared in and rushed the ball 99 times for 460 yards and three touchdowns.
- In a Week 2 matchup against Dallas (9/18), carried the ball 13 times for 61 yards and one touchdown while also catching one pass for four yards.
- Ran for 117 yards and one touchdown on 22 rushing

SINGLE-GAME HIGHS

ATT: 22 vs. CLE (10/2/16)

YARDS: 135 vs. PHI (10/16/16)

TDS: 2 vs. STL (9/20/15)

LG: 57 vs. PHI (10/16/16)

REC: 3, three times (Last: vs. NO 11/15/15)

YARDS: 131 vs. NO (11/15/15)

TDS: 1 vs. NO (11/15/15)

LG: 78t vs. NO (11/15/15)

attempts in a win over Cleveland (10/2). He picked up a career-high nine first downs in the contest.

- Carried the ball 16 times for a career-high 135 rushing yards and one touchdown in a win over Philadelphia (10/16). He also collected a career-best five rushes of over 10 yards and a career-long 57-yard run.

2015 (REDSKINS):

- In his rookie season, saw action in 13 games and collected 490 rushing yards and three touchdowns on 144 carries.
- Ran for 123 yards and two touchdowns on 19 carries in a win over St. Louis (9/20).
- In an overtime loss at Atlanta (10/11), collected 20 yards and one touchdown on 11 carries.
- Caught three passes for 131 receiving yards and one touchdown in a Week 10 win over New Orleans (11/15). The touchdown was a career-long 78-yard reception. He also added 56 rushing yards on 11 attempts in the contest.

COLLEGE:

- In three seasons at Florida, started 15-of-28 games and recorded 297 rushing attempts for 1,461 yards and 11 touchdowns. He also added 19 receptions for 100 yards and one receiving touchdown in his collegiate career.
- During his junior season in 2014, started 10-of-11 games he saw action in and ran the ball 166 times for 817 yards and six touchdowns. Also caught 11 passes for 65 yards and one touchdown.
- Recorded a career-high 192 rushing yards and two touchdowns on 25 carries in an upset over Georgia (11/1).
- Played five games during his sophomore campaign

in 2013 before suffering a season-ending injury. In the five games he saw action in, he ran the ball 79 times for 339 yards and two touchdowns.

- In a win over Tennessee (9/21), ran the ball 28 times for 176 yards and one touchdown.
- As a true freshman in 2012, played in 12 games and tallied 52 rushing attempts for 275 yards and three touchdowns.

PERSONAL:

- Attended Armwoof High School in Seffner, Fla.
- Helped his team claim the FHSAA Class 6A Championship while recording a 15-0 record during his senior season.
- Despite missing four games, ran for 896 yards and 10 touchdowns, earning him honorable mention all-state honors.
- Born in Tampa, Fla.

GETTING TO KNOW MATT JONES

Favorite team and/or athlete outside of football: Michael Jordan

Favorite musician and/or song: Meek Mill

Hobbies outside of football: Family time

Favorite food: Hot wings

If you could have lunch with three people, living or dead, who would they be: Jesus, Meek Mill and Jay-Z

What's the one thing you couldn't live without: My kids

2017 GAME-BY-GAME STATISTICS

Date/Opp.	RUSHING					RECEIVING						
	GP	GS	No.	Yards	Avg.	LG	TD	No.	Yards	Avg.	LG	TD
9/10 @ LAR	NOT WITH TEAM											
9/17 vs. ARI	PRACTICE SQUAD											
9/24 vs. CLE	1	0	1	3	3.0	3	0	0	0	0.0	0	0
10/1 @ SEA	1	0	4	11	2.8	5	0	0	0	0.0	0	0
10/8 vs. SF	INACTIVE											
10/16 @ TEN	INACTIVE											
10/22 vs. JAX	INACTIVE											
10/29 @ CIN	1	0	0	0	0.0	0	0	0	0	0.0	0	0
11/5 @ HOU	INACTIVE											
11/12 vs. PIT	INACTIVE											
11/26 vs. TEN	INACTIVE											
12/3 @ JAX	NOT WITH TEAM											
12/10 @ BUF	INACTIVE											
12/14 vs. DEN	INACTIVE											
12/23 @ BAL	INACTIVE											
12/31 vs. HOU	INACTIVE											
2017 TOTALS	3	0	5	14	2.8	5	0	0	0	0.0	0	0

CAREER REGULAR SEASON STATISTICS

Year	RUSHING					RECEIVING						
	GP	GS	No.	Yards	Avg.	LG	TD	No.	Yards	Avg.	LG	TD
2017 IND	3	0	5	14	2.8	5	0	0	0	0.0	0	0
2016 WAS	7	7	99	460	4.6	57	3	8	73	9.1	16	0
2015 WAS	13	0	144	490	3.4	39	3	19	304	16.0	78	1
TOTAL	23	7	248	964	3.9	57	6	27	377	14.0	78	1

78

C

RYAN KELLY



6-4 • 309 • ALABAMA

NFL EXP: 2 (2nd Year with Colts)

HOW ACQUIRED: D1 – 2016 (18th overall)

BORN: 5/30/93

GP/GS (POSTSEASON): 23/23 (0/0)

CAREER TRANSACTIONS:

- Selected by the Colts in the first round (18th overall) of the 2016 NFL Draft.

PRO CAREER:

- In 2016, was 1-of-11 rookies in the NFL to start all 16 games, 1-of-5 rookie offensive linemen to start all 16 and 1-of-2 rookie centers to start all 16.
- Joined Steve McKinney (1998, LG), Tarik Glenn (1997, RG), Adam Meadows (1997, LT) and Ron Solt (1984, RG) as the only Colts offensive linemen to start all 16 games as a rookie. He is also the only Colts center to start all 16 games as a rookie.

2017 (COLTS):

- Listed as inactive for a Week 1 loss at the Los Angeles Rams (9/10).
- Was inactive for a Week 2 loss against Arizona (9/17).
- Listed as inactive for a Week 3 win against Cleveland (9/24).
- Was inactive for a Week 4 loss at Seattle (10/1).
- Started at center in a Week 5 win against San Francisco (10/8) and was part of an offense that generated 447 net yards and 25 first downs.
- In a Week 6 loss at Tennessee (10/16), started at center and blocked for Jacoby Brissett to throw for 212 yards and one touchdown.
- Started at center in a Week 7 loss against Jacksonville (10/22) before leaving the game with a hamstring injury in the first half.
- Helped the offense produce 331 net yards starting at center in a Week 8 loss at Cincinnati (10/29).
- In a Week 9 win at Houston (11/5), started at center and blocked for an offense that registered 371 net yards as Jacoby Brissett threw for 308 yards and two touchdowns.
- Started at center in a Week 10 loss against Pittsburgh (11/12) and provided time for Jacoby Brissett to throw for 222 yards and two touchdowns as the offense registered 267 net yards.
- In a Week 12 loss against Tennessee (11/26), started the game at center before leaving the contest with a concussion at halftime.
- Listed as inactive for a Week 13 loss at Jacksonville (12/3).

- Was inactive for a Week 14 loss at Buffalo (12/10).

2016 (COLTS):

- Started all 16 games at center in his rookie season and blocked for a Colts offense that ranked tied for fifth in the NFL in passing yards per game (262.6), seventh in points scored (397) and 10th in yards per game (364.4). Opened rushing lanes for running back Frank Gore who logged the team's first 1,000-yard rushing season dating back to 2007.
- Started at center in his NFL debut in a Week 1 loss against Detroit (9/11). Blocked for the Colts to record 450 net yards as quarterback Andrew Luck tallied 385 passing yards and four touchdowns.
- Provided time for the offense to generate 410 net yards starting at center in a Week 3 win against San Diego (9/25).
- In a Week 5 victory against Chicago (10/9), started at center and provided time for the offense to compile 396 net yards.
- Started at center in a Week 6 loss at Houston (10/16) and blocked for Frank Gore who became the team's first 100-yard rusher (106) in 55 consecutive regular season games.
- Provided time for the Colts offense to generate 422 yards, starting at center in a Week 7 win at Tennessee (10/23). Assisted Andrew Luck who threw for 353 yards and three touchdowns.
- Started at center in a Week 9 win at Green Bay (11/6) and provided time for Andrew Luck to throw for 281 yards and one touchdown. Also opened rushing lanes for Frank Gore to total 60 yards and two touchdowns.
- In a Week 11 victory against Tennessee (11/20), started at center and blocked for an offense that recorded 327 net yards as Andrew Luck threw for 262 yards and two touchdowns.
- Blocked for an offense that generated 421 net yards of offense starting at center in a Week 13 victory at the New York Jets (12/5).
- Started at center in a Week 15 victory at Minnesota (12/18), and opened lanes for 161 net rushing yards, including 101 from Frank Gore. Also blocked for Andrew Luck who threw for 250 yards and two touchdowns.
- In a Week 16 loss at Oakland (12/24), started at

center and was part of an offensive line that did not allow a sack for the second consecutive week. Provided time for Andrew Luck to throw for 288 yards and two touchdowns.

COLLEGE:

- Played in 46 games (36 starts) at the University of Alabama where he was a three-year starter at center and helped lead the Crimson Tide to the 2015 National Championship.
- Did not allow a sack during his final two seasons while missing just 15 assignments on 1,818 snaps during that span.
- Was named the Rimington Trophy Award winner, given annually to the nation's top center, following his senior season.
- As a senior team captain, started all 15 games for the National Champion Crimson Tide en route to being named the Rimington Trophy Award winner, which is given annually to the nation's top center.
- Was a consensus First Team All-America selection earning first-team honors from Walter Camp, *USA Today*, *Sporting News*, FWAA and the AFCA.
- Named Second Team Associated Press All-America and was named to the All-SEC first-team by conference coaches and the AP.
- Received the Jacobs Blocking Trophy which is given to the conference's top lineman.
- Named SEC Scholar Athlete of the Year.
- Was named a semifinalist for the Outland Trophy, which is given to the nation's top interior lineman and a semifinalist for the Campbell Award.
- Started 12 games as a junior including the SEC Championship and College Football Playoff games on an offensive line that allowed just 16.0 sacks on the year ranking second in the conference and 14th nationally.
- Started nine games in 2013 and was responsible for line calls and adjustments for an offensive line that ranked 23rd nationally and fourth in the SEC for fewest sacks allowed per game (1.31) and blocked for 205.6 rushing yards per game (25th-most nationally) and 454.1 total yards per game (33rd-most nationally) that ranked as the second-most in a single season in Crimson Tide history.
- Made his first

collegiate start against Virginia Tech (8/31) at the Georgia Dome in Atlanta.

- Missed only seven assignments in 806 snaps for a 99.1 percent success rate and did not allow a sack on the season.
- Named Alabama's Offensive Player of the Week at Tennessee (10/25) and against Western Carolina (11/22).
- Saw action in 10 games coming off the bench as a redshirt freshman.
- Named to the SEC All-Freshman team.
- Redshirted as a true freshman in 2011.

PERSONAL:

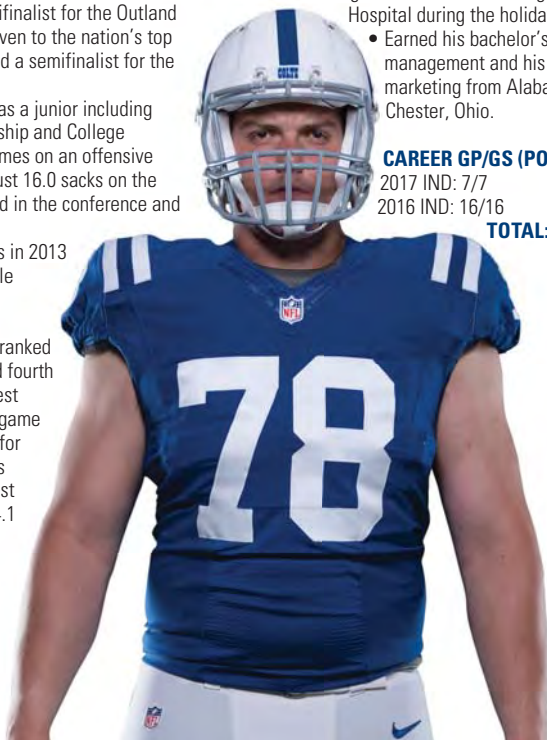
- Attended Lakota West High School in West Chester, Ohio where he was named an Under Armour All-America choice and was rated the No. 2 center by *Scout.com*, the No. 4 center by ESPN and the No. 6 center by *Rivals.com*.
- As a senior, was named a Third Team Division 1 All-Ohio selection.
- Was an all-conference and all-city first-team choice as a junior in 2009.
- Visted Kokomo, Ind. following tornadoes that hit the area in 2016, met with locals and helped load donated food working with the Red Cross.
- Distributed backpacks full of books to foster children as part of the Colts Books for Youth event.
- Sang carols and distributed gifts to patients at Riley Hospital during the holidays.
- Earned his bachelor's in business management and his master's degree in marketing from Alabama. A native of West Chester, Ohio.

CAREER GP/GS (POSTSEASON):

2017 IND: 7/7

2016 IND: 16/16

TOTAL: 23/23



GETTING TO KNOW RYAN KELLY

Favorite team and/or athlete outside of football:

Cincinnati Reds and Nashville Predators

Favorite musician and/or song: George Strait -
"Clear Blue Sky"

Hobbies outside of football: Golfing, fishing and
hunting

Favorite food: Steak

Favorite vacation spot: Siesta Key, Fla.

**If you could have lunch with someone, living or
dead, who would it be:** Johnny Cash

Favorite movie: *The Patriot*

What's the one thing you couldn't live without:
Relationships with my friends and family

12

QB



ANDREW LUCK



PRO BOWL
3 (2012-14)

6-4 • 240 • STANFORD

NFL EXP: 6 (6th Year with Colts)

HOW ACQUIRED: D1 – 2012 (1st overall)

BORN: 9/12/89

GP/GS (POSTSEASON): 70/70 (6/6)

CAREER TRANSACTIONS:

- Selected by the Colts in the first round (first overall) of the 2012 NFL Draft.

PRO CAREER:

- Named to three consecutive Pro Bowls following the 2012-14 seasons.
- Became the fifth quarterback since 1970 to record 30 victories in the first three seasons of a career. Tied Dan Marino and Matt Ryan (33) for the second-most wins among Super Bowl-era starting quarterbacks in their first three seasons.
- His 12,957 passing yards from 2012-14 are the most of any NFL player in his first three seasons and his 86 touchdown passes set a new franchise record and ranks second only to Pro Football Hall of Famer Dan Marino (98) for the most in a player's first three years.
- Reached 15,000 career passing yards in his 56th career game, which is tied for the second fastest in NFL history.
- Joined Peyton Manning and Pro Football Hall of Famer Dan Marino as the only players to pass for 4,000 yards in two of their first three NFL seasons.
- Tied Ben Roethlisberger (22) for the second-most victories in a quarterback's first two seasons in the NFL since 1970. Also tied Matt Ryan for the second-most home wins (12) in a quarterback's first two seasons in the league.
- Surpassed Cam Newton (7,920) for the most passing yards by a quarterback in his first two NFL seasons and became the first quarterback in NFL history to throw for more than 8,000 yards in his first two seasons (8,196).
- Became the third-fastest player to reach 12,000 and 13,000 career passing yards in NFL history.
- Threw his 100th career touchdown pass in his 55th career game, which is tied for the fourth fastest quarterback to reach the milestone in NFL history.
- In 2014, set a new franchise record for the most passing yards in a single season (4,761) surpassing Peyton Manning's 2010 record of 4,700 yards.
- Joined Johnny Unitas (one) and Peyton Manning (six) as the only quarterbacks in franchise history to throw for 30-plus touchdowns in a single season (2014). Finished the year with 40 touchdowns, which ranks second in franchise history in a single season (Peyton Manning, 49 in 2004).

SINGLE-GAME HIGHS

ATT: 55 at GB (10/7/12)

COMP: 35 at DEN (9/7/14)

YARDS: 433 vs. MIA (11/4/12)

TDS: 5 vs. WAS (11/30/14)

LG: 87t vs. NO (10/25/15)

RATING: 147.6 at NYJ (12/5/16)

RUSH: 9, two times (Last: vs. KC 10/30/16)

YARDS: 60 vs. KC (10/30/16)

TDS: 2, two times (Last: at JAX 11/8/12)

LG: 33 vs. HOU (12/11/16)

- Became the eighth player in NFL history to throw for 4,000 passing yards and 40 touchdowns in a single season in 2014.
- Posted 10 300-yard passing games in 2014 which set a single-season franchise record (Manning, nine in 2004).
- Established a franchise record with eight consecutive 300-yard passing games from Sept. 21 - Nov. 17, 2014.
- Became the first player in NFL history with at least 350 passing yards in five consecutive road contests from Sept. 7 - Nov. 3, 2014.
- Was the first player in NFL history to post consecutive games with at least 370 passing yards, four or more touchdown passes, a completion percentage above 70 percent and one or no interceptions (Sept. 21, 2014 at Jax - Sept. 28, 2014 vs. Ten).
- Established a career-high with five touchdown passes against Washington on Nov. 30, 2014 and became the first quarterback in franchise history to throw for two touchdowns of 70-plus yards in a single game.
- Totaled the second-most passing yards in franchise postseason history and the fifth-most in NFL postseason history with 443 in a Wild Card victory against Kansas City on Jan. 4, 2014. His four touchdown passes that game tied for the second-most in franchise postseason history. Led the Colts to the second-largest comeback in NFL postseason history after trailing by 28 points in the second half.
- Holds the NFL record for the most passing yards through a player's first five postseason games (1,703) and became the first player in NFL history to pass for 250-plus yards in each of his first five career playoff games.

- Recorded the most passing yards (4,374), attempts (627) and 300-yard passing games (six) by a rookie in NFL history.
- Recorded the second-most completions (339) and third-most passing touchdowns (23) by a rookie in NFL history.
- Broke the NFL single-game rookie record for passing yards (433) against Miami (11/4/12).
- Became the first quarterback selected No. 1 overall in the NFL Draft to start a postseason game as a rookie.
- Led the Colts to the most wins (11) by a No. 1 overall draft pick in his rookie season in NFL history.
- Became one-of-five quarterbacks since 1966 to win 10-or-more games in his rookie season.
- Recorded the most passing attempts (54) and second-most passing yards (288) by a rookie in a playoff game in the Colts AFC Wild Card contest at Baltimore (1/6/13).
- Became the first NFL rookie to throw two game-winning touchdown passes inside the two-minute warning of the fourth quarter in a single season.
- Has led the Colts to 18 game-winning drives in the fourth quarter or overtime since entering the league as a rookie in 2012.
- Was named AFC Offensive Player of the Month (November of 2014) after completing 88-of-144 passes for 1,280 yards, 12 touchdowns and two interceptions for a 112.0 passer rating. He led the Colts to a 3-1 record in the month. His touchdown total ranked tied for third in the NFL, while his passer rating ranked fifth and his passing yardage total ranked sixth.
- Has been named AFC Offensive Player of the Week on four occasions (2012 Week 9, 2013 Week 7, 2014 Week 3 and 2016 Week 13).
- Earned FedEx Air NFL Player of the Week Honors following his 2012 Week 9 performance against Miami.
- Was named Pepsi MAX NFL Rookie of the Week on three occasions in 2012.

2017 (COLTS):

- Was inactive for a Week 1 loss at the Los Angeles Rams (9/10).
- Listed as inactive for a Week 2 loss against Arizona (9/17).
- Was inactive for a Week 3 win against Cleveland (9/24).
- Listed as inactive for a Week 4

loss at Seattle (10/1).

- Was listed as inactive in a Week 5 win against San Francisco (10/8).
- Listed as inactive for a Week 6 loss at Tennessee (10/16).
- Was listed as inactive for a Week 7 loss against Jacksonville (10/22).
- Listed as inactive for a Week 8 loss at Cincinnati (10/29).
- Placed on Injured Reserve on November 2.

2016 (COLTS):

- Started all 15 games he played in and completed 346-of-545 passes for 4,240 yards, 31 touchdowns and 13 interceptions for a 96.4 passer rating. Also totaled 64 carries for 341 yards and two touchdowns. The Colts offense ranked tied for fifth in the NFL in passing yards per game (262.6), seventh in points scored (397) and 10th in yards per game (364.4).
- Earned AFC Offensive Player of the Week honors in Week 13 for his performance against the New York Jets.
- In a Week 1 loss against Detroit, completed 31-of-47 passes for 385 yards and four touchdowns for a 119.5 passer rating in his first start dating back to Nov. 8, 2015 (27-24 win against Denver). With 385 passing yards, reached 15,000 for his career and joined Peyton Manning, Johnny Unitas and Bert Jones as the only players in franchise history to reach the plateau. Accomplished the feat in his 56th career game, which is tied for the second fastest in NFL history. His 385 passing yards are the fifth most for a single-game in his career and marked his 22nd career 300-plus yard passing outing. Threw four touchdowns which tied for the second most for a single game in

his career. It was his seventh game with four-or-more touchdown passes. At halftime, completed 15-of-20 passes for 154 yards and one touchdown for a 113.3 passer rating. Threw his first touchdown pass of the season on a two-yard strike to Donte Moncrief at the end of the second quarter to cut Detroit's lead to 21-10 at halftime. On the drive, Luck found Moncrief for a 32-yard catch and Dwayne Allen for a 16-yard reception. Threw his second touchdown pass of the game when he found tight end Dwayne Allen for a 19-yard score in the third quarter.



He hit Allen for the two-point conversion as well to cut Detroit's lead to 21-18. On the drive, completed a 51-yard pass to Phillip Dorsett, which was his longest throw dating to Oct. 25, 2015 against New Orleans (87t). Threw his third touchdown pass and tied the game in the fourth quarter when he found Jack Doyle for a 16-yard score. On the drive, he hit T.Y. Hilton for a 32-yard reception. The score marked Luck's 14th career game with three-or-more touchdowns. Gave the Colts a 35-34 lead when he found Doyle for their second scoring connection of the game, a six-yard strike in the end zone.

- Completed 21-of-40 passes for 197 yards, one touchdown and one interception in a Week 2 loss at Denver (9/18). Threw his lone touchdown pass of the game on a seven-yard connection to Frank Gore with 4:02 remaining in the contest. The touchdown cut Denver's lead to 23-20.
- In a Week 3 win against San Diego (9/25), completed 24-of-37 passes for 331 yards, one touchdown and one interception for a 91.2 passer rating. Following a defensive stand with 2:29 remaining in the game, Luck hit wide receiver T.Y. Hilton for a 63-yard touchdown with 1:17 remaining for the game-clinching score. The touchdown marked the 15th game-winning drive in his career and his first since Nov. 8, 2015 against Denver. On the team's second possession of the game, Luck engineered a nine-play, 85-yard drive which was capped by a Frank Gore six-yard touchdown run. On the possession, he completed a 16-yard pass to tight end Jack Doyle and a 24-yard strike to Hilton. Opened the second half with a 10-play, 75-yard touchdown drive, which was capped by a Robert Turbin one-yard score. On the possession, Luck found Hilton for a 33-yard connection and hit tight end Dwayne Allen with a 14-yard completion.
- In a Week 4 loss at Jacksonville (10/2), completed 27-of-42 passes for 234 yards, two touchdowns and one interception for an 84.8 passer rating. After trailing 23-6 at the start of the fourth quarter, engineered three consecutive touchdown drives. The first was a nine-play, 75-yard drive, which was capped by a Frank Gore one-yard touchdown run. Then compiled a 12-play, 78-yard possession, ending in a T.Y. Hilton two-yard score. After a Jacksonville touchdown, found wide receiver Phillip Dorsett for a 64-yard touchdown, which cut the Jaguars lead to 30-27.
- Completed 28-of-39 passes for 322 yards and two touchdowns for a 113.4 passer rating in a Week 5 victory against Chicago (10/9). The win marked the 16th fourth quarter/overtime game-winning drive of his career. Gave the Colts a 10-3 lead when he found Dwayne Allen for a one-yard touchdown on a fourth down play in the second quarter. On the drive, he completed a 22-yard pass to Quan Bray and a 21-yard pass to Phillip Dorsett. Recorded his second touchdown pass of the game when he

QUICK HITS

Luck's 12,957 passing yards from 2012-14 are the most of any NFL player in his first three seasons and his 86 touchdown passes set a new franchise record and rank second only to Pro Football Hall of Famer Dan Marino (98) for the most in a player's first three years. Luck joined Peyton Manning and Marino as the only players to pass for 4,000 yards in two of their first three NFL seasons.

In 2014, Luck set a new franchise record for the most passing yards in a single season (4,761) surpassing Peyton Manning's 2010 record of 4,700 yards. Luck's passing total also contributed to a team single-season record of 6,506 net yards. Luck joined Johnny Unitas (one) and Manning (six) as the only quarterbacks in franchise history to throw for 30-plus touchdowns in a single season (2014), finishing the year with 40.

Luck posted 10 300-yard passing games in 2014 which set a single-season franchise record. He also established a franchise record with eight consecutive 300-yard passing games from Sept. 21 - Nov. 17, 2014.

In 2014, Luck became the first player in NFL history with at least 350 passing yards in five consecutive road contests from Sept. 7 - Nov. 3. He was also the first player in NFL history to post consecutive games with at least 370 passing yards, four or more touchdown passes, a completion percentage above 70 percent and one or no interceptions (Sept. 21 at Jax - Sept. 28 vs. Ten).

Luck holds the NFL record for the most passing yards through a player's first five postseason games (1,703) and became the first player in NFL history to pass for 250-plus yards in each of his first five career playoff games.

Luck led the Colts to the second-largest comeback in NFL postseason history after trailing by 28 points in the second half of an AFC Wild Card Playoff win against Kansas City on Jan. 4, 2014. He totaled the second-most passing yards in franchise postseason history and the fifth-most in NFL postseason history with 443. His four touchdown passes tied for the second-most in franchise postseason history.

In a Nov. 4, 2012 win against Miami, Luck broke the NFL single-game rookie record for passing yards with 433, topping Cam Newton's previous mark of 432. Luck also became the first quarterback selected No. 1 overall in the NFL Draft to start a postseason game as a rookie and led the Colts to the most wins (11) by a No. 1 overall draft pick in his rookie season in NFL history.


connected with T.Y. Hilton on a 35-yard score with 3:43 remaining in the fourth quarter. The touchdown proved to be the game-winner.

- In a Week 6 loss at Houston (10/16), completed 21-of-32 passes for 252 yards, one touchdown and one interception for an 87.0 passer rating. He also added seven carries for 53 yards and one rushing touchdown. The 53 rushing yards are the most for a single game in his career and the most for a Colts quarterback dating back to Oct. 30, 2011 (Curtis Painter, 79 against Tennessee). Gave the Colts a 10-0 lead when he found Jack Doyle for a 22-yard score in the second quarter. On the drive he also completed a 36-yard pass to wide receiver Chester Rogers. Improved his streak of throwing at least one touchdown pass to 14 consecutive games, which ranks fifth in team history. Gave the Colts a 20-9 advantage in the fourth quarter with his 14-yard rushing touchdown at the 14:53 mark. With the score, he tied Johnny Unitas (13) for the third-most rushing touchdowns by a quarterback in franchise history.
- In a Week 7 win at Tennessee (10/23), completed 27-of-39 passes for 353 yards, three touchdowns and no interceptions for a 123.1 passer rating. With the victory, improved his starting record against the Titans to 8-0 and 5-0 at Tennessee. With his seventh completion of the game in the second quarter, Luck passed Bert Jones (1,382) for the third-most completions in Colts history. Gave the Colts a 7-6 lead when he found Frank Gore for a three-yard touchdown reception at the 4:50 mark of the first quarter. It was the team's first touchdown on an opening offensive possession of a game in 2016. On the team's third possession of the first half, found T.Y. Hilton for a 37-yard touchdown connection to give the Colts a 14-6 lead at the 10:16 mark of the second quarter. On the drive, Luck also hit Erik Swoope for a 34-yard completion. On the team's final offensive possession of the game, capped his 17th career game-winning drive in the fourth quarter or overtime when he completed a seven-yard touchdown pass to Jack Doyle. On the possession, he completed a 24-yard pass to Doyle and a 20-yard strike to Devin Street.
- Completed 19-of-35 passes for 210 yards, two touchdowns and one interception for a 79.5 passer rating in a Week 8 loss against Kansas City (10/30). Cut Kansas City's lead to 10-7 following an 18-yard touchdown pass to Frank Gore in the second quarter. At the 2:05 mark of the third quarter, found Donte Moncrief for a three-yard touchdown connection. The score cut Kansas City's lead to 24-14 in the third quarter.
- In a Week 9 win at Green Bay (11/6), completed 23-of-36 passes for 281 yards, one touchdown and two interceptions for a 74.0 passer rating. It was the first win for the Colts at Lambeau Field dating back to 1988.

- Completed 15-of-28 passes for 262 yards, two touchdowns and one interception for a 94.6 passer rating in a Week 11 victory against Tennessee (11/20). He tallied two completions of 50 yards and one completion of 49 yards. With the win, improved his record to 9-0 as a starter against the Titans. With 262 passing yards, passed Bert Jones (17,663) for the third most passing yards in franchise history. With 28 attempts, passed Jones (2,464) for the third most passing attempts in team history. Completed 12-of-16 passes for 186 yards, two touchdowns and no interceptions for a 152.6 passer rating in the first half. It was the highest first half passer rating of his career. Gave the Colts a 14-0 lead with his two-yard touchdown pass to wide receiver Donte Moncrief. With the touchdown, he had thrown at least one touchdown pass in his last 18 games played dating back to Dec. 28, 2014. Notched his second touchdown pass of the game when he found T.Y. Hilton for a two-yard touchdown pass.
- Was inactive for a Week 12 loss against Pittsburgh (11/24).

ANDREW LUCK BOOK CLUB

In April of 2016, Luck launched the Andrew Luck Book Club. The mission of the book club is to share some of the books he's enjoyed, and to build a continually-growing community of readers of all levels by engaging through social media. Luck recommends a book for younger readers and a book for adult readers monthly and then hosts podcasts about the readings. The club lives on AndrewLuckBookClub.com and [@ALBookClub](https://twitter.com/ALBookClub) on Twitter.



- In a Week 13 victory at the New York Jets (12/5), completed 22-of-28 passes for 278 yards and four touchdowns for a 147.6 passer rating. His 147.6 passer rating marked a new single-game career-high. With his 23-yard touchdown pass to Dwayne Allen in the second quarter, passed Bert Jones (122) for the third most passing touchdowns in franchise history. With 26 rushing yards, he passed Bert Jones (1,356) for the second most rushing yards by a quarterback in Colts history. In his first two drives of the game, completed 6-of-6 passes for 93 yards and two touchdowns for a 158.3 passer rating. Gave the Colts a 7-0 lead following his seven-yard touchdown pass to Dwayne Allen on the team's opening drive of the game. The score marked the third time this season Indianapolis posted a touchdown on their opening offensive possession of the game. Connected with Allen for a touchdown again on the team's next possession on a 21-yard pass to give the Colts a 14-0 advantage in the first quarter. Found Allen for their third touchdown connection at the 1:24 mark of the second quarter to give the team a 24-3 advantage. His three passing touchdowns tied the fifth most in the first half of a single game in Colts history. It was the first time he threw three touchdowns in the first half of a game dating back to Sept. 21, 2014 against Jacksonville. Tied his fourth touchdown pass of the game when he hit Donte Moncrief for a three-yard score in the third quarter. It marked his eighth career four-plus touchdown game and his first dating back to the season opener against Detroit. Was named AFC Offensive Player of the Week for his performance.
- Completed 24-of-45 passes for 276 yards, two touchdowns and two interceptions for a 68.4 passer rating in a Week 14 loss against Houston (12/11). On the team's first possession of the game, he tallied a 10-play, 74-yard drive, leading to an Adam Vinatieri 32-yard field goal and a 3-0 lead. On the drive, recorded a 33-yard rush, which is the longest run of his career. Cut Houston's lead to 16-10 in the third quarter following an 18-yard touchdown pass to Frank Gore. With the score, he had thrown at least one touchdown pass in each of his last 20 games played. Tied Aaron Rodgers as the second fastest quarterback to reach 125 career touchdown passes (67 games) in NFL history. Dan Marino reached the mark in 54 games. Threw his second touchdown pass of the game when he hit T.Y. Hilton for a 35-yard score in the fourth quarter to cut Houston's lead to 19-17.
- In a Week 15 victory at Minnesota (12/18), completed 21-of-28 passes for 250 yards and two touchdowns for a 125.6 passer rating. On the team's fourth possession of the game, drove the Colts 87 yards in nine plays resulting in a 27-yard touchdown to tight end Erik Swoope, the first of his career. The score gave the Colts a 17-0 lead. Connected with Phillip Dorsett for a 50-yard touchdown at the 14:55

mark of the fourth quarter. The score put Indianapolis ahead 34-3.

- Completed 19-of-29 passes for 288 yards, two touchdowns and two interceptions for a 92.3 passer rating in a Week 16 loss at Oakland (12/24). Tied the game at 7-7 in the second quarter with a 24-yard touchdown pass to Donte Moncrief. With the score, had thrown at least one touchdown pass in his last 22 games played. Robert Turbin was on the receiving end of his second touchdown, a three-yard pass in the third quarter to cut Oakland's lead to 33-14. Posted the team's third touchdown of the day on an 11-yard rush with 7:40 remaining in the fourth quarter. He then found T.Y. Hilton for the ensuing two-point conversion. With the score, tied Bert Jones (14) for the second-most rushing touchdowns by a quarterback in Colts history.
- In a Week 17 victory against Jacksonville (1/1/17), completed 24-of-40 passes for 321 yards, two touchdowns and one interception for a 91.8 passer rating. With 321 passing yards, tied Johnny Unitas (26) for the second most 300-yard passing games in Colts history. Tied the game at 17-17 with his 15-yard touchdown pass to Dwayne Allen with 12 seconds remaining in the third quarter. With the completion, he passed Matt Ryan (18,957) for the third most passing yards in a player's first five seasons in the NFL. With the 15-yard touchdown pass to Allen in the third quarter, tied the team record held by Peyton Manning (1998, 2000, 2002, 2004 and 2006) and himself (2014) for the most games with at least one touchdown pass in a single season in team history with 15. Led the Colts to victory following an eight-play, 75-yard drive on the team's final drive of the game resulting in a one-yard touchdown pass to Jack Doyle. Removing his spiked passes to stop the clock, Luck completed 6-of-6 passes for 70 yards and a touchdown on the drive. It was the 18th game-winning drive in the fourth quarter/overtime of his career.

2015 (COLTS):

- Started seven games and was inactive for another nine contests due to injury. Completed 162-of-293 passes for 1,881 yards, 15 touchdowns and 12 interceptions for a 74.9 passer rating. Also totaled 33 carries for 196 yards.
- In a Week 1 loss at Buffalo (9/13), completed 26 of-49 passes for 243 yards, two touchdowns and two interceptions for a 63.6 passer rating. With 243 passing yards, he reached 13,000 for his career becoming the third fastest quarterback to reach that plateau. Only Kurt Warner and Matthew Stafford (46 games) reached the mark faster.
- Completed 21-of-37 passes for 250 yards, one touchdown and three interceptions for a 52.8 passer rating in a Week 2 loss against the New York Jets (9/21). His lone touchdown of the game came in the fourth quarter when he found wide receiver Donte Moncrief for a 26-yard score. The touchdown cut

New York's lead to 10-7. With 21 completions, he tied Johnny Unitas (33) for the second-most 20-plus completion games in Colts history.

- In a Week 3 win at Tennessee (9/27), completed 18-of-30 passes for 260 yards, two touchdowns and two interceptions for an 82.6 passer rating. The game marked his 13th career fourth quarter or overtime game-winning drive. His two touchdowns marked his 30th career game with multiple touchdown passes. Completed 9-of-11 passes for 121 yards and two touchdowns in the fourth quarter.
 - Was listed as inactive for a Week 4 victory against Jacksonville (10/4).
 - Listed as inactive for a Week 5 win at Houston (10/8).
 - Started at quarterback in a Week 6 loss against New England (10/18) and completed 30-of-50 passes for 312 yards and three touchdowns for a 98.1 passer rating. Also contributed with four rushes for 35 yards, including a career-long rush of 25 yards. Completed passes to 10 different receivers. The 312 passing yards signified his 20th career 300-yard passing game. With 30 completions, he passed Johnny Unitas (33) for the second-most 20-plus completion games in Colts history with 34.
 - In a Week 7 loss against New Orleans (10/25), completed 23-of-44 passes for 333 yards, three touchdowns and two interceptions for an 81.0 passer rating. Tallied the team's first points of the game with an 87-yard touchdown pass to wide receiver T.Y. Hilton in the third quarter. The pass was the longest in his career and was the longest since Curtis Painter's 87-yard touchdown to Pierre Garcon on October 3, 2011 at Tampa Bay. The touchdown also marked the franchise's longest offensive score at home since 1975 (Bert Jones to Roger Carr, 90 yards). Found Hilton again on the team's next possession for a 46-yard score to cut New Orleans' lead to 27-14. At the 3:08
- mark in the fourth quarter, hit Donte Moncrief for an eight-yard touchdown to bring the Colts within one possession. It marked the sixth time in his career he threw three-or-more touchdown passes in a second half/overtime. With 44 passing attempts, he reached 2,000 for his career becoming the third fastest quarterback to reach that mark (53 games). Matthew Stafford accomplished the feat in 49 games and Drew Bledsoe reached 2,000 attempts in 50 games.
 - In a Week 8 overtime loss at Carolina (11/2), completed 23-of-47 passes for 231 yards, two touchdowns and three interceptions for a 50.9 passer rating. Found Andre Johnson for an 18-yard touchdown in the fourth quarter to cut Carolina's lead to 23-13 and followed with an eight-yard score to tight end Coby Fleener on the team's next possession. The touchdowns were the 98th and 99th of his career.
 - Completed 21-of-36 passes for 252 yards and two touchdowns for a 98.4 passer rating in a Week 9 victory against Denver (11/8). Hit tight end Jack Doyle for a three-yard touchdown at the 7:12 mark in the second quarter to give the Colts a 17-0 lead. The score marked his 100th career touchdown pass tying him with Matthew Stafford for the fourth fastest (55 games) to reach the milestone in NFL history. Found Ahmad Bradshaw for an eight-yard touchdown in the fourth quarter to give the Colts a 24-17 lead.
 - Was listed as inactive for a Week 11 win at Atlanta (11/22).
 - Listed as inactive for a Week 12 victory against Tampa Bay (11/29).
 - Was inactive for a Week 13 loss at Pittsburgh (12/6).
 - Listed as inactive for a Week 14 loss at Jacksonville (12/13).
 - Was inactive for a Week 15 loss against Houston (12/20).
 - Listed as inactive for a Week 16 win at Miami

CHANGE THE PLAY

In conjunction with Riley Hospital for Children at IU Health, Luck created Change the Play, which is a program that focuses on encouraging kids to make better choices in the areas of physical fitness, nutrition and education. The Change the Play Kids Club includes a membership kit that includes monthly emails and videos from Luck. There is a different theme for the kids to focus on each month. During the football offseason, Luck hosts camps around the state. In addition to being active, the kids learn to make good choices when it comes to food, exercise and well-being.



(12/27).

- Was inactive for a Week 17 victory against Tennessee (1/3/16).

2014 (COLTS):

- Completed 380-of-616 passes for 4,761 yards (61.7 percent), 40 touchdowns and 16 interceptions for a 96.5 passer rating. Also contributed with 64 rushes for 273 yards and three touchdowns.
- Voted to his third consecutive Pro Bowl while earning AFC Offensive Player of the Month (November) and AFC Offensive Player of the Week (Week 3) honors.
- Became the fifth quarterback since 1970 to record 30 victories in the first three seasons of a career. Tied Dan Marino and Matt Ryan (33) for the second-most wins among Super Bowl-era starting quarterbacks in their first three seasons.
- His 12,957 passing yards are the most of any NFL player in his first three seasons and his 86 touchdown passes set a new franchise record and ranks second only to Pro Football Hall of Famer Dan Marino (98) for the most in a player's first three years.
- Joined Peyton Manning and Pro Football Hall of Famer Dan Marino as the only players to pass for 4,000 yards in two of their first three NFL seasons.
- Started at quarterback in the Week 1 regular season opener at Denver (9/7). Completed 35-of-53 passes for 370 yards, three touchdowns (two passing, one rushing) and two interceptions for an 83.1 passer rating. Established a single-game career-high with 35 completions and tied Bert Jones (20) for the third most 20-plus completion games in team history. His 53 passing attempts ranked tied for third for a single-game in his career and he passed Jim Harbaugh (1,230) for the sixth-most career attempts in Colts history. His 370 yards marked his 10th career 300-plus-yard game. With two passing touchdowns, he surpassed Earl Morrall (47) for the fifth-most in a career in franchise history with 48. Notched the team's first points of the season with his seven-yard rushing touchdown in the second quarter. The rushing touchdown was the 10th of his career. Added his first touchdown pass of the game with a 41-yard strike to tight end Dwayne Allen in the fourth quarter. He then found wide receiver Hakeem Nicks for a nine-yard score four minutes later. The passing touchdowns marked his 16th career game with multiple touchdown passes.
- Completed 20-of-34 passes for 172 yards, three touchdowns and one interception for an 89.3 passer rating, starting at quarterback in a Week 2 loss against Philadelphia (9/15). All three touchdown passes were of five yards or fewer, which tied for the most such touchdown passes in a game in his career. With his second touchdown pass of the game to tight end Jack Doyle, passed Jim Harbaugh (49) for the fourth-most touchdown passes in a career in franchise history.
- In a Week 3 victory at Jacksonville (9/21) completed 31-of-39 passes for 370 yards and four touchdowns for a career-best 140.4 passer rating. He also set a career-high in completion percentage (79.5 percent) while completing passes to nine different receivers in the game. Completed 22-of-27 passes for 244 yards and three touchdowns for a 141.4 passer rating in the first half. Threw for three first half touchdown passes for only the second time in his career (10/20/13 vs. Denver). His 244 passing yards in the first half was the third-highest total for a first half in his career. At one point in the first half, completed 13 consecutive passes until an incompleteness to tight end Coby Fleener. With 31 completions, passed Jim Harbaugh (746) for the sixth-most career completions in Colts history. Joined Pro Football Hall of Famer Johnny Unitas as the only players in franchise history to complete at least 75 percent of his passes for 350 yards, four touchdowns and no interceptions in a game. Was named AFC Offensive Player of the Week for his performance.
- Completed 29-of-41 passes for 393 yards and four touchdowns in a Week 4 victory against Tennessee (9/28). Registered his fourth career game with four touchdown passes and set a franchise record for the most touchdown passes through the first four games of a regular season (13). The 393 passing yards marked his third-highest total for a single game (433 vs. Miami on 11/4/12). Completed passes to nine different receivers for the second consecutive week. Became the first player in NFL history to post consecutive games with at least 370 passing yards, four or more touchdown passes, a completion percentage above 70 percent and one or no interceptions.
- In a Week 5 win against Baltimore (10/5) completed 32-of-49 passes for 312 yards, one touchdown and two interceptions for a 72.8 passer rating. It was his 13th game with 300-plus passing yards and his ninth-straight game with at least one touchdown pass. With 312 yards, passed Jeff George (9,551) for the fifth-most career passing yards in franchise history. With his 32 completions, passed Jack Trudeau (812) for the fifth-most career completions in Colts history.
- Completed 25-of-44 passes for 370 yards and three touchdowns in a Week 6 victory at Houston (10/9). His 208 first quarter passing yards were the most for any player in the opening quarter of a game in the last five seasons. With 370 passing yards, he notched his fifth 300-yard performance in the past six games and his fourth such contest in a row. With 18 rushing yards, he passed Peyton Manning (722) for the fifth-most career rushing yards by a Colts quarterback in team history. With three passing touchdowns, he tied the franchise record for the most passing touchdowns through the first six games of a regular season. Became the first quarterback since Kurt Warner to win at least 13 of

his first 15 NFL starts in division games.

- In a Week 7 shutout victory against Cincinnati (10/19), completed 27-of-42 passes for 344 yards and two touchdowns for a 105.7 passer rating. Recorded his fifth consecutive 300-plus yard passing outing (Weeks 3-7) and tied Peyton Manning's franchise record of consecutive 300-plus yard passing games, which was originally set in 2009 (Weeks 1-5). It was also his sixth 300-plus yard game of the year, which tied his single-season career-best set as a rookie in 2012. With 27 completions, he passed Jeff George (874) for the fourth-most career completions in team history.
- Completed 26-of-45 passes for 400 yards, three touchdowns and two interceptions for a 91.0 passer rating in a Week 8 loss at Pittsburgh (10/26). Registered his sixth consecutive 300-yard passing game, which set a new franchise record. With 400 passing yards, passed Pro Football Hall of Famer Dan Marino for the fourth-most passing yards through the first 40 games of a career in NFL history. The yardage total was his second-highest single-game total (433 vs. Miami on 11/4/12). It was also his ninth career game with three-or-more touchdown passes. With 45 passing attempts, surpassed Jeff George (1,532) for the fifth-most and Jack Trudeau (1,536) for the fourth-most career attempts in Colts history.
- In a Week 9 *Monday Night Football* win at the New York Giants (11/3), completed 25-of-46 passes for 354 yards and four touchdowns for a 108.4 passer rating. Joined Peyton Manning as the only quarterbacks in NFL history with at least 23 touchdown passes in each of their first three seasons. The four touchdowns marked his 10th career game with three-or-more touchdown passes and his fifth career game with four touchdown passes. Became the first player in NFL history with at least 350 passing yards in five consecutive road contests. With 354 passing yards, posted his seventh consecutive 300-yard passing outing. Joined Tom Brady, Drew Brees (twice) and Peyton Manning as the only players in NFL history with at least 3,000 passing yards in their team's first nine games to begin a season. His 3,085 yards are the second most in NFL history in a quarterback's first nine games. With 46 passing attempts, became the third player in NFL history with six consecutive games of 40-plus attempts.
- Completed 23-of-39 passes for 303 yards, two touchdowns and one interception for a 90.0 passer rating in a Week 11 loss against New England (11/16). With 303 yards, posted his eighth consecutive 300-yard passing outing. The streak ranks as the third longest in NFL history and is the only active streak of eight games or more. With 23 completions, Luck tied the second longest streak of consecutive games with 20-plus completions in franchise history.
- In a Week 12 victory against Jacksonville (11/23), completed 21-of-32 passes for 253 yards and one

touchdown for a 100.1 passer rating. Found T.Y. Hilton for a 73-yard touchdown in the third quarter. The score gave the Colts a 20-3 lead. With 21 completions, took sole possession of second place in team history for the most consecutive games with 20-or-more completions (13). Finished 47 yards shy of a 300-yard passing outing, ending a streak of eight consecutive 300-yard games dating back to September, which ranks second in NFL history and first in Colts annals. Finished with eight rushes for 49 yards (6.1 avg.) with a long carry of 20 yards.

- Completed 19-of-27 passes for 370 yards, five touchdowns and one interception for a 137.0 passer rating in a Week 13 win against Washington (11/30). Was part of an offense that scored six touchdowns of 30-plus yards becoming the first team to accomplish the feat since the 1966 Washington Redskins. Became the fifth quarterback since 1970 to record 30 victories in the first three seasons of a career. He established a career-high with five touchdown passes, which tied for the third-most in a single game in team history. Became the first quarterback in franchise history to throw for two touchdowns of 70-plus yards in a single game. Found Coby Fleener for a 30-yard touchdown in the first quarter to give the team a 7-3 lead. Joined Johnny Unitas (one) and Peyton Manning (six) as the only quarterbacks in franchise history to throw for 30-plus touchdowns in a single season. On his 14th completion of the game in the third quarter, found Donte Moncrief for a 48-yard touchdown giving the Colts a 28-17 lead. He became the third-fastest player to reach 12,000 career passing yards in NFL history and tied Carson Palmer (78) for the fourth-most passing touchdowns in the first three seasons of a quarterback's career in NFL history. Set a career-long with a 79-yard pass to Moncrief, which went for his fifth touchdown of the game. On the play, reached 4,000 passing yards and joined Manning and Pro Football Hall of Famer Dan Marino as the only players to pass for 4,000 yards in two of their first three NFL seasons. Posted his 10th 300-yard passing game this season, which set a single-season franchise record (Manning, nine in 2004). With 19 completions, passed Andy Dalton (992) for the second-most completions in the first three seasons of a quarterback's career in NFL history. Finished with four touchdown passes of 30-plus yards and became only the second player in the last 10 years to accomplish the feat in a single game (Matt Flynn vs. Detroit 1/1/12).
- In a Week 14 victory at Cleveland (12/7), completed 24-of-53 passes for 294 yards, two touchdowns and two interceptions for a 59.8 passer rating. With the win, surpassed Andy Dalton (30) for sole possession of the fifth-most wins among Super Bowl-era starting quarterbacks in their first three seasons. With 294 yards, passed Peyton Manning (12,287) for the most passing yards in the first three seasons of a quarterback's career in NFL history.

With 24 completions, he passed Manning (1,014) for the most completions in the first three seasons of a quarterback's career in NFL history. Opened the scoring for the Colts with his 11-yard rushing touchdown in the second quarter to tie the game at 7-7. It was the third rushing touchdown for Luck this season. Capped his 12th career game-winning drive after finding T.Y. Hilton for a one-yard touchdown reception with 32 seconds remaining in the fourth quarter. He threw his 500th passing attempt of the season in the first quarter has thrown 500-plus passing attempts in three consecutive seasons. Completed his 1,000th career pass when he found Coby Fleener for an 18-yard gain in the second quarter.

- Completed 18-of-34 passes for 187 yards, two touchdowns and one interception for a 76.5 passer rating in a Week 15 win against Houston (12/14). With the win, tied Joe Flacco (32) for the fourth-most wins among Super Bowl-era starting quarterbacks in their first three seasons. In addition, became the only quarterback since 1970 with three consecutive seasons of at least 10 wins in their first three years. On his first touchdown pass of the game, a 26-yard strike to Hakeem Nicks, recorded his 560th career passing attempt, which surpassed Drew Bledsoe (1,756) for the most attempts by a quarterback in their first three seasons in NFL history. Hit Dwayne Allen for a three-yard touchdown reception in the second quarter to give the Colts a 14-7 lead.
- In a Week 16 loss at Dallas (12/21), completed 15-of-22 passes for 109 yards and two interceptions for a 41.7 passer rating.
- Completed 10-of-16 passes for 160 yards and two touchdowns for a 135.4 passer rating in a Week 17 victory at Tennessee (12/28). With the win, tied Dan Marino and Matt Ryan (33) for the second-most wins among Super Bowl-era starting quarterbacks in their first three seasons. Opened the scoring in the first quarter with a seven-yard touchdown pass to tight end Coby Fleener. The score gave Indianapolis its first lead at the end of the first quarter dating back to a Week 13 home win against Washington. Found Reggie Wayne for an 80-yard completion in the second quarter setting up a Jack Doyle one-yard touchdown reception on the ensuing play. The completion was a new career-long as he set a new franchise record for the most passing yards in a single season (finishing with 4,761). On his second touchdown of the game he became the eighth player in NFL history to throw for 4,000 passing yards and 40 touchdowns in a single season. With his second touchdown pass of the game, passed Peyton Manning (85) for the most touchdowns in the first three seasons of a quarterback's career in Colts history.
- In the team's AFC Wild Card Playoff victory at Cincinnati (1/4/15), completed 31-of-44 passes for 376 yards and one touchdown for a 104.0 passer

rating. His 376 passing yards are the second-most for a postseason game in his career and the sixth-most for a single postseason game in team history. His 31 completions are a postseason career-best and are tied for the second-most in a postseason game in Colts history. His 44 attempts were the second-most for a postseason game in his career and were tied for the sixth-most in a postseason single-game in team history. In his first four postseason games, has thrown more passes (184) and thrown for more yards (1,438) than any other player in league history, besting Dan Fouts (182) and Kurt Warner (1,428) who held the previous records. Threw for 219 yards in the first half, the most in the first half of a NFL Wild Card Playoff game since Peyton Manning's 361 yards against Denver in 2004. He threw his lone touchdown pass of the game in the third quarter, a 36-yard strike to Donte Moncrief, to give Indianapolis a 20-10 advantage. On the play, topped the 300-yard passing plateau and tied Jim Kelly, Warren Moon and Drew Brees for the second-longest streak of 300-yard games in NFL postseason history (three). He also recorded his 100th career postseason completion.

- Completed 27-of-43 passes for 265 yards, two touchdowns and two interceptions for a 76.2 passer rating in the team's AFC Divisional Playoff win at Denver (1/11/15). The game marked the sixth time in NFL history two quarterbacks selected No. 1 overall in the NFL Draft started against each other in a postseason game. Threw for 1,703 yards in his playoff career, which is the most by any player through their first five postseason games in NFL history (Kurt Warner, 1,644). With 265 passing yards, passed Johnny Unitas (1,663) for the second-most career passing yards in Colts postseason history. Following his 14th completion of the game in the second quarter, passed Unitas (120) for the second-most career completions in franchise postseason history. With 43 passing attempts, passed Unitas (226) for the second-most career attempts in Colts postseason history. Gave the Colts a 14-7 lead in the second quarter when he found Dwayne Allen for a three-yard touchdown. On the play, he passed Unitas (seven) for the second-most career touchdown passes in Colts postseason history. Found Hakeem Nicks for a 15-yard touchdown in the third quarter to give Indianapolis a 21-10 advantage. The score marked Luck's third career multiple-touchdown postseason game.
- In the team's AFC Championship Game loss at New England (1/18/15), completed 12-of-33 passes for 126 yards and two interceptions for a 23.0 passer rating.

2013 (COLTS):

- Started all 16 games at quarterback and completed 343-of-570 passes for 3,822 yards (60.2 percent), 23 touchdowns and nine interceptions for an 87.0 passer rating. Also contributed with 63 rushes for

377 yards and four touchdowns.

- Was named to the Pro Bowl for the second consecutive year.
- Earned AFC Offensive Player of the Week honors after a Week 7 performance against Denver.
- Surpassed Cam Newton (7,920) for the most passing yards by a quarterback in his first two NFL seasons and became the first quarterback in NFL history to throw for more than 8,000 yards in his first two seasons (8,196).
- Tied Ben Roethlisberger (22) for the second-most victories in a quarterback's first two seasons in the NFL since 1970. Also tied Matt Ryan for the second-most home wins (12) in a quarterback's first two seasons in the league.
- Finished the regular season opener against Oakland (9/8) having completed 18-of-23 passes for 178 yards and two touchdowns for a 127.9 passer rating. Opened the contest with 11 consecutive completions. Registered a 19-yard touchdown run in the fourth quarter, which gave the Colts a 21-17 lead and proved to be the game-winner. The rushing touchdown was the sixth of his career.
- Completed 25-of-43 passes for 321 yards, one touchdown and one interception for a 79.7 quarterback rating against Miami in Week 2 (9/15). With 43 attempts, passed Earl Morrall (676) for eighth place all-time on the Colts career passing attempts list. Tied Johnny Unitas, Bert Jones and Jeff George (eight) for 40-plus passing attempt games in franchise history. With 25 completions, also passed Morrall for eighth place in career completions (382) and tied George (seven) for the fourth-most 300-plus passing yardage games in team history. Attempted 165 passes dating back to last season before his first interception in the fourth quarter. It was the longest active streak in the NFL prior to the pick.
- Completed 17-of-26 passes for 159 yards while contributing with 24 rushing yards on four carries in a Week 3 victory at San Francisco (9/22). Without a touchdown pass against the 49ers, ended a streak of nine consecutive games with at least one touchdown pass. Finished the game having completed 7-of-7 passes on first downs. Posted his second rushing touchdown of the season when he found the end zone on a six-yard run in the fourth quarter. The rushing touchdown was the seventh of his career.
- Finished a Week 4 contest at Jacksonville (9/29) having completed 21-of-35 passes for 257 yards, two touchdowns and one interception for a 89.8 passer rating. Tied Pro Football Hall of Famer John Elway (14) for the most wins in his first 20 starts by a quarterback drafted No. 1 overall since the 1970 merger.
- In a Week 5 victory against Seattle (10/6), completed 16-of-29 passes for 229 yards and two touchdowns. The contest marked his ninth game-winning drive in the fourth quarter or overtime.

Registered his 15th career game with 200-plus passing yards and his 11th career contest with multiple touchdown passes. Found wide receiver T.Y. Hilton for two touchdown receptions. The first came in the first quarter on a 73-yard connection. The second score came in the third quarter on a 29-yard catch. The 73-yard touchdown pass was the longest allowed by the Seahawks defense since Week 16 of the 2007 season. Led Indianapolis to 11 fourth-quarter points as the Colts came back from a 28-23 deficit. Became 15-6 as a starter and was the fastest quarterback drafted No. 1 overall since the 1970 merger to reach 15 wins (21 starts). The game was the first in league history in which both starting quarterbacks (Russell Wilson, Seattle) were second-year quarterbacks who started a playoff game as a rookie in the previous season.

- Started under center in a Week 6 loss at San Diego (10/14) and completed 18-of-30 passes for 202 yards and one interception for a 66.2 passer rating. Completed a long pass of 35 yards to wide receiver Reggie Wayne on the first play of the game.
- In a Week 7 win against Denver (10/20), completed 21-of-38 passes for 228 yards and four total touchdowns (three passing, one rushing) for a 99.5 quarterback rating. Was named AFC Offensive Player of the Week for his performance.
- Completed 18-of-40 passes for 271 yards, three touchdowns and no interceptions for a 92.8 passer rating in a Week 9 comeback victory at Houston (11/3). With 40 attempts, he tied Jack Trudeau (nine) for the second-most games reaching the plateau in Colts history. The contest marked his third career game with three-or-more touchdown passes. It was the first time in his career he reached the mark in consecutive games (Oct. 20 vs. Denver). The victory marked his 10th career game-winning drive in the fourth quarter or overtime and his third in 2013. It's the most by a quarterback in his first two years in the league dating back to the Super Bowl era. Luck and wide receiver T.Y. Hilton connected on three second half touchdowns en route to the victory. The first came on a 10-yard pass at the end of the third quarter to cut Houston's lead to 24-12 after a missed two-point conversion. The duo connected again for a 58-yard score in the fourth quarter followed by a nine-yard touchdown with four minutes remaining in the final stanza. The second touchdown pass marked the fifth connection of 50-plus yards between Luck and Hilton and the fourth touchdown connection of over 50 yards between the two.
- In a Week 10 loss against St. Louis (11/10), completed 29-of-47 passes for 353 yards, one touchdown and three interceptions for a 65.3 passer rating. Added four rushes for 17 yards. With 353 yards, tied Bert Jones (eight) for the third-most 300-plus passing yard games in Colts history. With 47 attempts, passed Jack Trudeau (nine) for the second-most games with 40-plus attempts in franchise history. Topped 94 career

rushing attempts, which ranks seventh in franchise history among quarterbacks. With 17 rushing yards, passed Marty Domres (454) for the sixth-most career rushing yards by a quarterback in Colts history.

- Completed 23-of-36 passes for 232 yards and zero interceptions while adding nine carries for 31 yards and one touchdown in a Week 11 victory at Tennessee (11/14). Following a Daniel Herron fumble recovery on a Titans kickoff return in the third quarter, scrambled for an 11-yard touchdown to give the Colts a 20-17 advantage. The rushing touchdown was his fourth of the season and the ninth of his career. Improved the team's record to 7-0 when scoring a rushing touchdown. Completed at least one pass to eight different receivers and completed his first eight passes for 66 yards to start the second half. With nine rushing attempts, passed George Shaw (98) for the sixth-most career rushing attempts by a quarterback in franchise history.
- In a Week 12 loss at Arizona (11/24), completed 20-of-39 passes for 163 yards, one touchdown and one interception for a 60.1 passer rating. Finished the game with 31 rushing yards and posted his longest career run in the fourth quarter with a 28-yard gain. With 163 passing yards, passed Jeff Garcia (6,822) for sixth place in NFL history for the most passing yards by a quarterback in their first two seasons in the league.
- Completed 17-of-32 passes for 200 yards and one interception for a 59.4 passer rating in a Week 13 victory against Tennessee (12/1). Added five rushes for 42 yards (8.4 avg.). With 200 passing yards, passed Drew Bledsoe (7,049) and Andy Dalton (7,067) for the fourth-most passing yards by a quarterback in his first two NFL seasons.
- In a Week 14 loss at Cincinnati (12/8), completed 29-of-46 passes for 326 yards, four touchdowns and zero interceptions for a 113.1 passer rating. With 326 yards, passed Dan Marino (7,294) for the third-most passing yards by an NFL quarterback in his first two seasons in the league. With 29 completions, passed Mike Pagel (587) for the seventh-most in team history. Also moved ahead of Mike Pagel (7,474) for the seventh-most passing yards in franchise history. Totaled his ninth 300-yard passing outing, which passed Bert Jones (eight) for the third-most in Colts history. Completed passes to seven different receivers in the first half of play and finished the game having completed passes to nine different players. In the third quarter, tallied a then-career-long 29-yard rush to give the Colts possession in the red zone. Indianapolis finished with a touchdown on the drive.
- Completed 19-of-32 passes for 180 yards, two touchdowns and one interception for an 82.8 passer rating in a Week 15 win against Houston (12/15). With the victory, tied Joe Flacco and Matt Ryan (20) for the fourth-most wins in a quarterback's first two seasons since 1970. Also became the sixth quarterback in the Super Bowl era to win at least 20 games in his first two years. Is the fifth quarterback in NFL history with at least 20 touchdown passes in each of his first two seasons.
- In a Week 16 victory at Kansas City (12/22), completed 26-of-37 passes for 241 yards and one touchdown for a 96.8 passer rating. Registered his fourth-highest first half passing total with 192 yards. With the victory, tied Dan Marino (21) for the third-most wins in a quarterback's first two NFL seasons since 1970. With 241 passing yards, passed Peyton Manning (7,874) for the second-most yards by a quarterback in his first two NFL seasons.
- Completed 26-of-37 passes for 282 yards and one touchdown for a 101.4 passer rating in a Week 17 victory against Jacksonville (12/29). With 282 yards, passed Cam Newton (7,920) for the most passing yards by a quarterback in his first two NFL seasons while becoming the first quarterback in NFL history to throw for more than 8,000 yards in his first two seasons in the league. With the victory, tied Ben Roethlisberger (22) for the second-most victories in a quarterback's first two seasons in the NFL since 1970.
- In his second career postseason start during the team's AFC Wild Card victory against Kansas City (1/4/14), completed 29-of-45 passes for 443 yards, four touchdowns and three interceptions for a 98.7 passer rating. Led the Colts to the second-largest comeback in NFL postseason history after trailing by 28 points in the second half. Was part of an offense that recorded 536 total net yards, which set a franchise record for a postseason game and tied for the ninth-most in NFL postseason history. The team also netted 436 passing yards, which was the second-most for a postseason game in franchise history. His 443 passing yards marked the fifth-highest total in an NFL postseason game and the second-most in franchise history (Peyton Manning, 458 yards vs. Denver on Jan. 9, 2005). His four touchdown passes tied for the 11th-most in an NFL postseason contest and tied for the second-most in franchise history. It also marked the third time in team history that a quarterback threw for four or more touchdowns in a postseason game. With 45 passing attempts, passed Earl Morrall (79) for the fourth-most passing attempts in Colts postseason history. With 29 completions, passed Morrall (37) for the fourth-most completions in Colts postseason history. With 443 yards, passed Morrall (667) for the fourth-most passing yards in franchise postseason history. With four touchdowns, passed Morrall and Jack Trudeau (two) for the fourth-most touchdown passes in Colts postseason history. His 45 rushing yards were the second-most in a playoff game by a Colts quarterback (48, Jim Harbaugh on Jan. 7, 1996). Became the first player in NFL history to record a passing touchdown and a fumble recovery for a touchdown in the same game in postseason history. Including the playoffs, won seven career

games after trailing by double-digits, the most such wins in the NFL since the start of the 2012 season.

- Completed 20-of-41 passes for 331 yards, two touchdowns and four interceptions for a 53.0 passer rating in the team's AFC Divisional Playoff loss at New England (1/11/14). With 41 passing attempts, passed Jim Harbaugh (119) for the third-most attempts in Colts postseason history. Also passed Harbaugh (61) for the third-most completions in franchise postseason history and the third-most touchdowns in team postseason history.

2012 (COLTS):

- Started all 16 games in his rookie season. Was 339-of-627 passing for an NFL rookie record 4,374 yards, 23 touchdowns and 18 interceptions. Added 255 rushing yards on 62 carries and a club quarterback record five rushing touchdowns.
- In his first career NFL start at Chicago (9/9), completed 23-of-45 passes for 309 yards, one touchdown and three interceptions for a 52.9 quarterback rating. His 309 passing yards is the highest total by a Colts rookie quarterback in their franchise debut.
- Against the Vikings (9/16), completed 20-of-31 passes for 224 yards and two touchdowns for a 107.5 quarterback rating. Engineered two two-minute scoring drives. The first came at the end of the second quarter when he hit wide receiver Reggie Wayne for a 30-yard touchdown reception. The second came with 31 seconds remaining in the fourth quarter when he drove the team 40 yards to set up Adam Vinatieri's game-winning 53-yard field goal.
- Completed 22-of-46 passes for 313 yards, two touchdowns and one interception in the team's loss against Jacksonville (9/23).
- Set season highs in completions (31) and attempts (55) while throwing for 362 yards and three total touchdowns (two passing, one rushing) against Green Bay (10/7). Led the team back from an 18-point deficit to capture a 30-27 victory, becoming the first rookie quarterback to accomplish the feat since Detroit's Matthew Stafford in 2009. Became the Colts' first rookie quarterback since Bert Jones in 1973 to throw a touchdown pass in each of his first four career games. Became the first rookie in NFL history to pass for 1,200-plus yards (1,208) and record at least two wins in his team's first four games. Joined Carolina quarterback Cam Newton as the only players in NFL history to pass for at least 300 yards in three of their first four career games.
- Completed 22-of-44 passes for 280 yards and two interceptions in a loss at the New York Jets (10/14).
- Completed 16-of-29 passes for 186 yards and added two rushing touchdowns in a victory over Cleveland (10/21) in Week 7. Became the third quarterback in franchise history and the first since 1988 to rush for two touchdowns in a single game.
- Completed 26-of-38 passes for 297 yards, one touchdown and one interception for an 89.5 quarterback rating in a 19-13 overtime victory at Tennessee (10/28). Threw the game-winning 16-yard touchdown pass to running back Vick Ballard in overtime to seal the victory.
- Finished with a career day as he completed 30-of-48 passes for 433 yards and two touchdowns for a 105.6 quarterback rating against Miami (11/4). His 433 yards set a new NFL record for passing yards by a rookie quarterback in a single game and topped his rookie franchise record for single game passing yards (362 vs. Green Bay on Oct. 7, 2012). Became the second rookie in NFL history to record four 300-yard passing games (Peyton Manning, 1998). His 433 passing yards marked the third-highest total in a single game in franchise history. His first half passing total of 273 yards was the fourth-highest total in franchise history for a first half (Peyton Manning, 324 vs. Buffalo on Sept. 23, 2001). Luck also became the second player in the NFL with 270-plus passing yards in the first half (Drew Brees, 314 in Week 7 vs. Tampa Bay) at that time in the season. He threw two touchdown passes, his first to Reggie Wayne (nine yards) in the first quarter and the second, a 36-yard touchdown to fellow rookie T.Y. Hilton in the third quarter.
- Threw for 227 yards on 18-of-26 passing in an NFL Network *Thursday Night Football* victory at Jacksonville (11/8).
- Completed 27-of-50 passes for 334 yards, two touchdowns and three interceptions at New England (11/18). With 334 yards, he became the first rookie quarterback in NFL history to register five 300-yard passing outings in his first season, topping Peyton Manning's record of four, which was set in 1998.
- Completed 20-of-37 passes for 240 yards, one touchdown and one interception for a 71.9 quarterback rating vs. Buffalo (11/25). With the win, he tied Sam Bradford for the most wins (seven) by a quarterback drafted No. 1 overall since 1970. Luck became the second rookie quarterback in Colts history to throw for 3,000-plus yards in their first season, and with 449 passing attempts, passed Jack Trudeau (417) for the second-most in a season by a rookie in team history.
- Finished the game having completed 24-of-54 passes for 391 yards, four touchdowns and three interceptions for a 70.8 passer rating at Detroit (12/2). With the win, he surpassed Sam Bradford (seven) to become the first rookie quarterback drafted No. 1 overall to record eight victories since 1966. With 3,596 passing yards, he passed Andy Dalton (3,398 in 2011), Matt Ryan (3,440 in 2008) and Sam Bradford (3,512 in 2010) for the third-most passing yards by a rookie in NFL history. Luck also totaled his sixth 300-yard passing game of the season, which improved his current rookie record. Luck's four touchdown passes set a career-high. His passing attempt total was the second-highest

in 2012 (55 vs. Green Bay, 10/7). Luck and Seattle quarterback Russell Wilson were the first pair of NFL rookie quarterbacks with a game-winning touchdown pass in the final minute of the fourth quarter or overtime on the same day. The two joined Tim Couch and Matthew Stafford as the only rookies to throw a game-winning touchdown pass with 0:00 on the clock since 1970.

- Finished the game having completed 16-of-34 passes for 196 yards and one touchdown against Tennessee (12/9). With 196 yards, he set a new franchise record (3,792) for passing yards by a rookie, topping Peyton Manning's mark of 3,739 yards. With the Colts victory, he got credit for his sixth fourth quarter/overtime game-winning drive for the Colts, which is the most by a rookie since the AFL/NFL merger. He surpassed Vince Young (2006 Titans) and Ben Roethlisberger (2004 Steelers) who each had five.
- Completed 13-of-27 passes for 186 yards and two touchdowns for a 95.6 passer rating at Houston (12/16). Found wide receiver T.Y. Hilton on a 61-yard touchdown in the second quarter for the team's first touchdown of the game. The score marked Luck's sixth touchdown pass of 30-or-more yards and fourth touchdown pass of 40 yards or more.
- Completed 17-of-35 passes for 205 yards and one touchdown in a victory over Kansas City (12/23). With 205 yards, he set a new NFL record for passing yards by a rookie quarterback, topping Cam Newton's mark (4,051), which was set in 2011. Notched his seventh game-winning drive in the fourth quarter or overtime, which tied an NFL record (previously done on six occasions). He also broke Chris Chandler's franchise rookie record for wins in a season (10). With 35 passing attempts, Luck set a new NFL record for passing attempts by a rookie quarterback (topping Sam Bradford's record of 590). He also passed Peyton Manning (575) for the most in a season by a rookie quarterback in Colts history. Pieced together the team's first touchdown drive of the game in the fourth quarter when the Colts drove 73 yards in 13 plays, capped by a Reggie Wayne seven-yard touchdown.
- Completed 14-of-28 passes for 191 yards and two touchdowns in the team's victory over the Texans (12/30). With his first two completions in the first quarter, Luck set a new franchise record for completions by a rookie quarterback (327), topping Peyton Manning's old mark of 326 in 1998. Found wide receiver T.Y. Hilton for a 70-yard touchdown reception in the fourth quarter. The pass and reception both marked career longs for Luck and Hilton. Luck finished the regular season with 23 touchdown passes and surpassed Charlie Conerly (22) for the third-most touchdown passes by a rookie quarterback in NFL history. Finished the season having won 11 games as a starter and joined Ben Roethlisberger (13), Joe Flacco (11), Matt Ryan (11)

and Russell Wilson (11) as the only starting rookie quarterbacks in the Super Bowl era (since 1966) to win at least 11 games. Luck's 11 victories give him the most by a quarterback drafted No. 1 overall in his rookie season in NFL history. Sam Bradford held the previous record of seven wins in his rookie season with the St. Louis Rams in 2010.

- Completed 28-of-54 passes for 288 yards in the team's AFC Wild Card Playoff loss at Baltimore (1/6/13) and became the first quarterback selected No. 1 overall to start a postseason game as a rookie. Compiled the second-most passing yards by a rookie quarterback in a playoff game, set an NFL record for passing attempts by a rookie quarterback in a single postseason game and set a franchise record for passing attempts by a quarterback in a postseason game.

COLLEGE:

- Started all 38 games he played in at Stanford, completing 713-of-1,064 passes (67.0 percent) for 9,430 yards, 82 touchdowns and 22 interceptions, as he set school career records for touchdown passes and pass completion percentage.
- Was a two-time Heisman Trophy finalist in 2010 and 2011.
- Named the Maxwell Award Winner for the National Collegiate Player of the Year, the Walter Camp Football Foundation Player of the Year and the Pac-12 Conference Player of the Year following the 2010 and 2011 seasons. Was also the recipient of the Johnny Unitas Golden Arm Trophy and named the Capital One Academic All-America of the Year by CoSIDA in 2011.
- Finished his collegiate career at Stanford with 31 victories as a starter, then the most ever attained by a Cardinal quarterback. His winning percentage (81.5) is the best in school history.
- Helped lead Stanford to 29 consecutive weeks in The Associated Press Top 25 poll, including 22 consecutive weeks in the Top 10.
- Quarterbacked three of the most prolific offensive teams in school history, by helping Stanford amass 461 points in 2009 as a freshman, a school-record 524 points as a sophomore and 561 points as a junior, the seventh-highest total in the nation.
- With 82 career touchdown passes, left school ranked fourth in Pac-12 Conference history. His career-high 37 scoring strikes as a junior are surpassed by only Southern California's Matt Leinart (38 in 2003) for the Pac-12 Conference season record.
- Earned the top two spots on the Stanford season record chart with 37 touchdown passes in 2011 and 32 connections in 2010.
- Finished second in school annals behind Steve Stenstrom (10,531 yards; 1991-94) for the most passing yardage for a career, and his pass attempts (1,064) and completions (713) both placed fourth in school history.

- Holds the second and third positions in the Stanford season record book with passing yardage figures of 3,517 yards as a junior and 3,338 yards as a sophomore, topped by only Steve Stenstrom's 3,627 yards in 1993.
- Completed 288 attempts in 2011 to rank behind only Stenstrom's 1993 total of 300 while his 2010 figure of 263 completions rank fourth on the Cardinal annual record chart.
- The first Cardinal to amass over 10,000 yards in total offense (10,387), establishing a new Stanford record and finishing sixth in Pac-12 history.
- Accounted for 3,791 total yards in 2010 and 3,667 in 2011 to earn the top two positions on the Cardinal season record list.
- Threw for over 300 yards in eight contests during his collegiate career, the fourth-best total by a Stanford passer.
- Became the first Stanford player to throw for at least four scores more than twice in a season.
- Holds the school career record for quarterbacks with 957 rushing yards. Set the season rushing record for a quarterback in 2010 with 453 yards and also ranks third on the list with 354 yards on the ground in 2009.
- Was named to the Pac-12 Conference All-Century Team.
- AndrewLuckBookClub.com and @ALBookClub on Twitter.
- Participated in the Community Tuesday caroling event at Riley Hospital to spread cheer during the holidays.
- Serves as a board member for the Indy Public Safety Foundation.
- Serves as a co-spokesperson for the "COLTSTRONG, LIBRARYSTRONG" campaign for the Indianapolis Library.
- Hosted an NFL PLAY 60 event with Indianapolis Public School students.
- Co-hosted the 12th Man Leukemia Jam, an event to benefit the Leukemia and Lymphoma society.
- Donates tickets as a Colts Community Ticket Block Sponsor.
- Was a participant in the CHUCKSTRONG Tailgate Gala where he threw touchdown passes to raise money.
- Participated in the 2015 Winter USO Tour.
- At Stanford, carried a 3.48 cumulative grade point average as an architectural design major.
- Son of former Houston Oiler and West Virginia quarterback Oliver Luck.
- Has a brother, Addison, who plays soccer at Yale and a sister, Mary Ellen, who played volleyball at Stanford.

PERSONAL:

- Attended Stratford High School in Houston.
- Finished his prep career with 7,139 yards and 53 touchdowns on 488-of-824 passing (59.2 percent) while also adding 2,085 rushing yards in three seasons.
- As a senior, completed 196-of-338 pass attempts for 2,684 yards and 19 touchdowns and rushed for 671 yards. Earned Second Team All-Texas honors for Class 5A.
- Was an All-America selection by *SuperPrep* and listed as the nation's seventh-best quarterback by the publication in 2007.
- Threw for 2,926 yards and 27 touchdowns on 176-of-257 passing and rushed for 714 yards in his junior season.
- Named the 19-5A District MVP and was a *Rivals.com* All-America pick in 2006.
- Totaled 1,529 yards and seven touchdowns through the air on 116-of-229 passing as a sophomore, adding 700 rushing yards.
- Served as the co-valedictorian of his high school's graduation class of 2008.
- Is the spokesperson for Riley Hospital Change the Play, which encourages kids to challenge themselves to make better choices when it comes to food and exercise.
- Started the Andrew Luck Book Club in April of 2016. Luck recommends a book for younger readers and a book for adult readers monthly and then hosts podcasts about the readings. The club lives on

GETTING TO KNOW ANDREW LUCK

Favorite team and/or athlete outside of football:
USA Soccer

Favorite musician and/or song: AWOLNATION

Hobbies outside of football: Reading, ping pong and traveling

Favorite food: Indiana tomatoes

Favorite vacation spot: Europe

2017 GAME-BY-GAME STATISTICS

Date/Opp.	PASSING					RUSHING									
	GP	GS	Att.	Comp.	Yards	Pct.	Yds/Att.	TD	INT	LG	No.	Yards	Avg.	LG	TD
9/10 @ LAR															
9/17 vs. ARI															
9/24 vs. CLE															
10/1 @ SEA															
10/8 vs. SF															
10/16 @ TEN															
10/22 vs. JAX															
10/29 @ CIN															
11/5 @ HOU															
11/12 vs. PIT															
11/20 vs. TEN															
12/9 @ JAX															
12/10 @ BUF															
12/14 vs. DEN															
12/23 @ BAL															
12/31 vs. HOU															
2017 TOTALS	0	0	0	0	0	0.0%	0.0	0	0	0	0	0	0.0	0	0

CAREER REGULAR SEASON STATISTICS

Year	PASSING					RUSHING									
	GP	GS	Att.	Comp.	Yards	Pct.	Yds/Att.	TD	INT	LG	No.	Yards	Avg.	LG	TD
2017 IND															
2016 IND	15	15	545	346	4,240	63.5%	7.6	31	13	64	64	341	5.3	33	2
2015 IND	7	7	293	162	1,881	55.3%	6.4	15	12	87	33	196	5.9	25	0
2014 IND	16	16	616	380	4,761	61.7%	7.7	40	16	80	64	273	4.3	20	3
2013 IND	16	16	570	343	3,822	60.2%	6.7	23	9	73	63	377	6.0	29	4
2012 IND	16	16	627	339	4,374	54.1%	7.0	23	18	70	62	255	4.1	19	5
TOTAL	70	70	2,651	1,670	19,078	59.2%	7.2	132	68	87	286	1,442	5.0	33	14

CAREER POSTSEASON STATISTICS

Year	PASSING					RUSHING									
	GP	GS	Att.	Comp.	Yards	Pct.	Yds/Att.	TD	INT	LG	No.	Yards	Avg.	LG	TD
2014 IND	3	3	120	70	767	58.3%	6.4	3	4	45	8	57	7.1	20	0
2013 IND	2	2	86	49	774	57.0%	9.0	6	7	64	8	50	6.3	21	0
2012 IND	1	1	54	28	288	51.9%	5.3	0	1	25	4	35	8.8	18	0
TOTAL	6	6	260	147	1,829	56.6%	7.0	9	12	64	20	142	7.1	21	0

25

RB



MARLON MACK

5-11 • 210 • SOUTH FLORIDA

NFL EXP: Rookie

HOW ACQUIRED: D4 – 2017 (143rd overall)

BORN: 3/7/96

GP/GS (POSTSEASON): 11/0 (0/0)

CAREER TRANSACTIONS:

- Selected by the Colts in the fourth round (143rd overall) of the 2017 NFL Draft.

2017 (COLTS):

- Totaled 10 carries for 24 yards and one touchdown and added one reception for 21 yards during his NFL debut in a Week 1 loss at the Los Angeles Rams (9/10). Posted the team's first touchdown of the season at the 11:32 mark of the fourth quarter when he found the end zone on a three-yard rush.
- In a Week 2 loss against Arizona (9/17), posted six carries for a loss of three yards and one reception for 11 yards.
- Listed as inactive for a Week 3 win against Cleveland (9/24).
- Was inactive for a Week 4 loss at Seattle (10/1).
- In a Week 5 win against San Francisco (10/8), tallied nine carries for 91 yards and one touchdown and contributed with one catch for two yards. His 22-yard touchdown in the third quarter was the second of his career and gave the Colts a 16-6 lead. He recorded a 35-yard rush in overtime, which set up the eventual game-winning 51-yard field goal from Adam Vinatieri. It was the longest rush of the game from either team. His 91 rushing yards are the most for a Colts rookie running back since Dec. 16, 2012 when Vick Ballard totaled 105 at Houston.
- Finished with two carries for 18 yards in a Week 6 loss at Tennessee (10/16).
- Totaled five rushes for 26 yards and four receptions for 40 yards in a Week 7 loss against Jacksonville (10/22).
- In a Week 8 loss at Cincinnati (10/29), finished with 11 carries for 27 yards and contributed with three receptions for 36 yards and one touchdown. Gave the Colts a 20-17 lead in the third quarter with his 24-yard touchdown reception. It was the first touchdown catch of his career.
- Recorded nine carries for 29 yards in a Week 9 win at Houston (11/5).
- Finished with seven carries for seven yards and added two catches for 19 yards in a Week 10 loss against Pittsburgh (11/12).
- In a Week 12 loss against Tennessee (11/26), recorded four carries for 11 yards and added two

SINGLE-GAME HIGHS

ATT: 11 at CIN (10/29/17)
YARDS: 91 vs. SF (10/8/17)
TDS: 1, two times (Last vs. SF 10/8/17)
LG: 35 vs. SF (10/8/17)
REC: 4 vs. JAX (10/22/17)
YARDS: 40 vs. JAX (10/22/17)
TDS: 1 at CIN (10/29/17)
LG: 34 vs. JAX (10/22/17)

- catches for 20 yards.
- Totaled six carries for 46 yards and added one catch for eight yards in a Week 13 loss at Jacksonville (12/3).
 - In a Week 14 loss at Buffalo (12/10), posted seven carries for 23 yards and added two receptions for 21 yards.

COLLEGE:

- Was a three-year starter at running back for the University of South Florida starting in every game in which he saw action (36).
- Finished as USF's all-time leader in rushing yards (3,609) and rushing touchdowns (32).
- Became the first three-time all-conference selection in program history.
- Started all 12 games for the Bulls in 2016 en route to being named an American Athletic Conference first-team selection and the first three-time all-conference selection in program history.
- Became the first player in school history to rush for 1,000 yards in three consecutive seasons.
- Set USF records for career all-purpose yards with 4,107 yards, most 100-yard rushing games (20) and career rushing touchdowns (32).
- Posted 1,187 rushing yards and 15 rushing touchdowns, which is the second-best mark in USF history.
- Ended his career ranked third on USF's all-time scoring list with 198 points (most ever by a non-kicker) and owns three of the top six rushing seasons in school history.
- Started 12 games in 2015 en route to earning first-team all-conference honors.
- Led the AAC and set a school record with 1,381 rushing yards on 210 attempts.

- Set a school record with nine 100-yard rushing games and tied another school record with his 6.6 yards per carry average.
- Ranked 19th in the nation in rushing yards and 16th in yards per game (115.1) leading the conference in every category.
- Led the team with 1,492 all-purpose yards (124.3 ypg.) which ranked second in the conference.
- In 2014, started all 12 games at running back in his first season and recorded one of the best rushing seasons in USF history.
- Named AAC Rookie of the Year and an all-conference first-team selection.
- Led the conference in rushing with 1,041 yards setting a new freshman school record and was one of three freshmen in the FBS to lead a conference in rushing.
- Finished third in the AAC with nine rushing touchdowns and added 21 receptions for 160 yards for 1,201 all-purpose yards.
- Exploded onto the scene with a conference record and USF record-tying 275 yards and four touchdowns against Western Carolina.

PERSONAL:

- Attended Booker High School in West Sarasota, Fla. where he was rated as a four-star recruit by *ESPN.com* and ranked No. 15 on Bright House Network's Top 20 football players prior to his senior season.
- As a senior, was named a First Team Associated Press Class 5A All-State selection and was selected to play in the Semper Fidelis All-America Bowl.
- A native of Sarasota, Fla.

GETTING TO KNOW MARLON MACK

Favorite team and/or athlete outside of football: LeBron James

Favorite musician and/or song: YFN Lucci and Meek Mill

Hobbies outside of football: Video games and movies

What is something interesting about you that most people may not know: I love sneakers

Favorite food: Fried chicken

Favorite vacation spot: Miami

If you could have lunch with three people, living or dead, who would they be: LeBron James, Barack Obama and Denzel Washington

Favorite movie: *The Hangover*

What's the one thing you couldn't live without: Football and my phone

2017 GAME-BY-GAME STATISTICS

Date/Opp.	RUSHING										RECEIVING							
	GP	GS	No.	Yards	Avg.	LG	TD	No.	Yards	Avg.	LG	TD	No.	Yards	Avg.	LG	TD	
9/10 @ LAR	1	0	10	24	2.4	24	1	1	21	21.0	21	0						
9/17 vs. ARI	1	0	6	-3	-0.5	3	0	1	11	11.0	11	0						
9/24 vs. CLE	INACTIVE																	
10/1 @ SEA	INACTIVE																	
10/8 vs. SF	1	0	9	91	10.1	35	1	2	2	2.0	2	0						
10/16 @ TEN	1	0	2	18	9.0	22	0	0	0	0.0	0	0						
10/22 vs. JAX	1	0	5	26	5.2	14	0	4	40	10.0	34	0						
10/29 @ CIN	1	0	11	27	2.5	8	0	3	36	12.0	24	1						
11/5 @ HOU	1	0	9	29	3.2	11	0	0	0	0.0	0	0						
11/12 vs. PIT	1	0	7	7	1.0	8	0	2	19	9.5	11	0						
11/26 vs. TEN	1	0	4	11	2.8	5	0	2	20	10.0	16	0						
12/3 @ JAX	1	0	6	46	7.7	25	0	1	8	8.0	8	0						
12/10 @ BUF	1	0	7	23	3.3	20	0	2	21	10.5	11	0						
12/14 vs. DEN	INACTIVE																	
12/23 @ BAL	INACTIVE																	
12/31 vs. HOU	INACTIVE																	
2017 TOTALS	11	0	76	299	3.9	35	2	17	178	10.5	34	1						

CAREER REGULAR SEASON STATISTICS

Year	RUSHING										RECEIVING							
	GP	GS	No.	Yards	Avg.	LG	TD	No.	Yards	Avg.	LG	TD	No.	Yards	Avg.	LG	TD	
2017 IND	11	0	76	299	3.9	35	2	17	178	10.5	34	1						
TOTAL	11	0	76	299	3.9	35	2	17	178	10.5	34	1						

CAREER REGULAR SEASON RETURN STATISTICS

Year	GP	GS	PR	FC	Yards	Avg.	LG	TD	KR	Yards	Avg.	LG	TD
	2017 IND	6	0	0	0	0	0.0	0	0	2	35	17.5	24
TOTAL	6	0	0	0	0	0.0	0	0	2	35	17.5	24	0

94

NT

JOEY MBU



6-3 • 323 • HOUSTON

NFL EXP: 1 (1st Year with Colts)

HOW ACQUIRED: FA – 2017

BORN: 3/28/93

GP/GS (POSTSEASON): 6/0 (0/0)

CAREER TRANSACTIONS:

- Signed by the Colts to the active roster from the practice squad on November 7, 2017.
- Signed to the Colts practice squad on September 4, 2017.
- Waived by the Washington Redskins on September 2, 2017.
- Signed by the Redskins to a reserve/future contract on January 2, 2017.
- Signed to Washington's practice squad on October 10, 2016.
- Released from the Atlanta Falcons practice squad on September 7, 2016.
- Signed to the Falcons practice squad on September 4, 2016.
- Waived by Atlanta on September 3, 2016.
- Signed to the Falcons active roster from the team's practice squad on December 11, 2015.
- Signed to Atlanta's practice squad on September 8, 2015.
- Waived by the Falcons on September 5, 2015.
- Signed by Atlanta as an undrafted free agent on May 6, 2015.

2017 (COLTS):

- Signed to the active roster from the practice squad on November 7.
- Logged one tackle and saw action on special teams in a Week 10 loss against Pittsburgh (11/12).
- Competed on special teams in a Week 12 loss against Tennessee (11/26).
- Saw action on special teams in a Week 13 loss at Jacksonville (12/3).
- Played on special teams in a Week 14 loss at Buffalo (12/10).

2016 (REDSKINS/FALCONS):

- Spent time on Atlanta and Washington's practice squads and did not see game action.

2015 (FALCONS):

- Spent most of the season on Atlanta's practice squad before being signed to the team's active roster for the final four weeks of the regular season.
- Played in two games and registered four tackles (one solo).

SINGLE-GAME HIGHS

TACKLES: 2, two times (Last: vs. NO 1/3/16)

SACKS: 0.0

FF: 0

FR: 0

INT: 0

PD: 0

COLLEGE:

- Started 34-of-50 career games at Houston and totaled 92 tackles (38 solo), 10.5 tackles for loss, 4.0 sacks and two interceptions.
- In 2014, started all 13 games at defensive tackle and was a First Team All-AAC selection. As a team captain, registered 32 tackles, 4.5 tackles for loss, 2.5 sacks and one interception.
- Started all 13 games in 2013 and recorded 29 tackles and three passes defended.
- In 2012, appeared in all 12 games (eight starts) and compiled 27 tackles, 1.0 sack and one interception.
- Played in 12 games as a true freshman in 2011.

PERSONAL:

- Attended Foster High School in Richmond, Texas.
- Received first-team all-area honors in 2009 and 2010 and second-team all-area recognition in 2008.
- As a senior, registered 67 tackles, 2.0 sacks and two blocked field goals.
- Was three-time all-district performer and three-year starter on both the offensive and defensive lines.
- Also was a member of the track team in discus and shot put. Won the discus district championship in 2010 and advanced to the regional championship.
- Majored in kinesiology.
- His father, Charles, is a FIFA soccer scout.
- A native of Richmond, Texas.

GETTING TO KNOW JOEY MBU

Favorite team and/or athlete outside of football:

Washington Wizards and Paris Saint-Germain F.C.

Favorite musician and/or song: Wale

Hobbies outside of football: Playing FIFA on Xbox

What is something interesting about you that most people may not know: I'm left-handed

Favorite food: Chicken

Favorite vacation spot: Puerto Rico

If you could have lunch with three people, living or dead, who would they be: Dr. Martin Luther King Jr., Tupac and Grover Stewart

Favorite movie: *Paid In Full*

What's the one thing you couldn't live without:
My phone

2017 GAME-BY-GAME STATISTICS

Date/Opp.	GP	GS	Solo	Asst.	Total	Sacks	PD	FF	FR	INT	Yds	Avg.	LG	TD	
9/10 @ LAR															
9/17 vs. ARI															
9/24 vs. CLE															
10/1 @ SEA															
10/8 vs. SF															
10/16 @ TEN															
10/22 vs. JAX															
10/29 @ CIN															
11/5 @ HOU															
11/12 vs. PIT	1	0	0	1	1	0.0	0	0	0	0	0	0.0	0	0	0
11/26 vs. TEN	1	0	0	0	0	0.0	0	0	0	0	0	0.0	0	0	0
12/3 @ JAX	1	0	0	0	0	0.0	0	0	0	0	0	0.0	0	0	0
12/10 @ BUF	1	0	0	0	0	0.0	0	0	0	0	0	0.0	0	0	0
12/14 vs. DEN															
12/23 @ BAL															
12/31 vs. HOU															
2017 TOTALS	4	0	0	1	1	0.0	0	0	0	0	0	0.0	0	0	0

CAREER REGULAR SEASON STATISTICS

Year	GP	GS	Solo	Asst.	Total	Sacks	PD	FF	FR	INT	Yds	Avg.	LG	TD
2017 IND	4	0	0	1	1	0.0	0	0	0	0	0	0.0	0	0
2016 ATL/WAS														
2015 ATL	2	0	1	3	4	0.0	0	0	0	0	0	0.0	0	0
TOTAL	6	0	1	4	5	0.0	0	0	0	0	0	0.0	0	0

30

CB



RASHAAN MELVIN

6-2 • 196 • NORTHERN ILLINOIS

NFL EXP: 5 (2nd Year with Colts)

HOW ACQUIRED: FA – 2016

BORN: 10/2/89

GP/GS (POSTSEASON): 37/21 (2/2)

CAREER TRANSACTIONS:

- Signed by the Colts as a free agent on September 7, 2016.
- Released by the Miami Dolphins on September 3, 2016.
- Signed by the Dolphins as a free agent on July 30, 2016.
- Released by the New England Patriots on May 2, 2016.
- Signed by the Patriots as a free agent on January 25, 2016.
- Signed to the New England practice squad on December 10, 2015.
- Released by the Patriots on December 8, 2015.
- Claimed off waivers (Baltimore) by New England on October 14, 2015.
- Waived by the Baltimore Ravens on October 13, 2015.
- Signed to the Ravens active roster from the Miami Dolphins practice squad on November 8, 2014.
- Signed to the Dolphins practice squad on October 28, 2014.
- Released by the Tampa Bay Buccaneers on September 22, 2014.
- Signed by the Buccaneers as an undrafted free agent on April 29, 2013.

2017 (COLTS):

- Started at left cornerback in a Week 1 loss at the Los Angeles Rams (9/10) and finished with six solo tackles.
- In a Week 2 loss against Arizona (9/17), started at left cornerback and tied for the team lead with seven tackles (six solo) and two passes defended.
- Totaled two solo tackles, two interceptions and four passes defended in a Week 3 win against Cleveland (9/24). Intercepted his first two career passes in the second half to stall potential Browns scoring drives. Became the first Colts player to intercept at least two passes in a game since Mike Adams on October 8, 2015. His four passes defended marked a single-game career-high.
- Started at left cornerback in a Week 4 loss at Seattle (10/1) and finished with four tackles (two solo) and one pass defended.
- In a Week 5 victory against San Francisco (10/8), started at left cornerback and recorded five tackles

SINGLE-GAME HIGHS

TACKLES: 11 vs. TEN (11/20/16)

SACKS: 0.0

FF: 1, three times (Last: at OAK 12/24/16)

FR: 0

INT: 2 vs. CLE (9/24/17)

PD: 4 vs. CLE (9/24/17)

(four solo) and one pass defended.

- Recorded four tackles (three solo), 1.0 tackle for loss and three passes defended, starting at left cornerback in a Week 6 loss at Tennessee (10/16).
- Started at left cornerback in a Week 7 loss against Jacksonville (10/22) and finished with one tackle before leaving the game with a concussion.
- Was inactive for a Week 8 loss at Cincinnati (10/29).
- In a Week 9 win at Houston (11/5), started at left cornerback and recorded two solo tackles and one pass defended.
- Finished with five solo tackles starting at left cornerback in a Week 10 loss against Pittsburgh (11/12).
- Started at left cornerback in a Week 12 loss against Tennessee (11/26) and intercepted his third pass of the season in the second quarter to give the Colts possession at their own 45-yard line. The interception led to a Colts field goal.
- Listed as inactive for a Week 13 loss at Jacksonville (12/3).
- Was inactive for a Week 14 loss at Buffalo (12/10).

2016 (COLTS):

- Played in 15 games (nine starts) and registered 58 tackles (50 solo), 1.0 tackle for loss, seven passes defended and two forced fumbles.
- Started his first game as a member of the Colts at left cornerback in a Week 2 loss at Denver (9/18). Finished with three solo tackles.
- Tallied three solo tackles and one forced fumble in a Week 5 victory against Chicago (10/9). His forced fumble in the fourth quarter was recovered by teammate D'Qwell Jackson and led to a Colts field goal.
- Registered six tackles (five solo) in a Week 8 loss against Kansas City (10/30).
- Led the team with 11 tackles (all solo) and two passes defended starting at left cornerback in a

Week 11 victory against Tennessee (11/20).

- In a Week 14 loss against Houston (12/11), compiled six tackles (three solo) and one pass defended.
- Started at cornerback in a Week 15 victory at Minnesota (12/18) and totaled four solo tackles.
- Posted five tackles (three solo) and one forced fumble, starting at left cornerback in a Week 16 loss at Oakland (12/24).

2015 (RAVENS/PATRIOTS):

- Totaled four tackles (two solo) in eight games played with the Patriots.
- Recorded one tackle in one game played with the Ravens.

2014 (RAVENS):

- Appeared in three games (two starts), compiling 17 tackles (13 solo) with one pass defended, 1.0 tackle for loss and one forced fumble.
- Registered five tackles (four solo), 1.0 tackle for loss and one pass defended against Jacksonville on (12/13).
- Recorded eight tackles (six solo) against Houston on (12/21).

2013 (BUCCANEERS):

- Was active for two games (Week 2 and 3), but did not play.
- Placed on Injured Reserve on Oct. 15.

COLLEGE:

- Started 27-of-41 games played at Northern Illinois, totaling 172 tackles (117 solo), six interceptions, 3.5 tackles for loss, one forced fumble and 35 passes defended.
- His 35 passes defended ranked second in school history.
- Started all 12 games as a senior, recording 55 tackles (39 solo), 1.5 tackles for loss, 17 passes defended, one interception and one forced fumble.
- Led the Mid Atlantic Conference and set the single-season school record with 17 passes defended.
- Named First Team All-MAC by *CollegeFootballNews.com*.
- Started all 13 games as a junior in 2011, recording 78 tackles (54 solo), 1.0 tackle for loss, nine passes defended and three interceptions.
- Recorded five or more tackles in nine of the 13 games he played.
- Recorded a career-best 10 tackles against Wisconsin.
- Saw action in all 14 games (two starts) as a sophomore in 2010, compiling 39 tackles (24 solo), 1.0 tackle for loss, four passes defended and two interceptions.
- Saw action in two games as a walk-on freshman in 2009 and was later awarded a scholarship during the spring of 2010.

PERSONAL:

- Attended Waukegan (Ill.) High School where he totaled 58 receptions for 585 yards (10.0 avg.) as wide receiver and made 70 tackles, eight interceptions and scored three defensive touchdowns as a cornerback during his senior season.
- Named First Team Central Suburban League South and First Team *Lake County News Sun* as a wide receiver.
- Was a two-year varsity basketball starter and team captain.
- Shopped for the holidays with underserved children during Vontae Davis' shopping event in 2016.
- Majored in sociology.
- A native of Waukegan, Ill.

GETTING TO KNOW RASHAAN MELVIN

Favorite team and/or athlete outside of football:

Northern Illinois Huskies

Favorite musician and/or song: Young Jeezy and T.I.

Hobbies outside of football: Spending time with my son and paintballing

What is something interesting about you that most people may not know: I'm a very open person

Favorite food: Spaghetti

Favorite vacation spot: Dominican Republic

If you could have lunch with three people, living or dead, who would they be: Deion Sanders, Muhammad Ali and Barack Obama

Favorite movie: *Lone Survivor*

What's the one thing you couldn't live without: Family

2017 GAME-BY-GAME STATISTICS

Date/Opp.	GP	GS	Solo	Asst.	Total	Sacks	PD	FF	FR	INT	Yds	Avg.	LG	TD
9/10 @ LAR	1	1	6	0	6	0.0	0	0	0	0	0	0.0	0	0
9/17 vs. ARI	1	1	6	1	7	0.0	2	0	0	0	0	0.0	0	0
9/24 vs. CLE	1	1	2	0	2	0.0	4	0	0	2	28	14.0	21	0
10/1 @ SEA	1	1	2	2	4	0.0	1	0	0	0	0	0.0	0	0
10/8 vs. SF	1	1	4	1	5	0.0	1	0	0	0	0	0.0	0	0
10/16 @ TEN	1	1	3	1	4	0.0	3	0	0	0	0	0.0	0	0
10/22 vs. JAX	1	1	0	1	1	0.0	0	0	0	0	0	0.0	0	0
10/29 @ CIN	INACTIVE													
11/5 @ HOU	1	1	2	0	2	0.0	1	0	0	0	0	0.0	0	0
11/12 vs. PIT	1	1	5	0	5	0.0	0	0	0	0	0	0.0	0	0
11/26 vs. TEN	1	1	0	0	0	0.0	1	0	0	1	0	0.0	0	0
12/3 @ JAX	INACTIVE													
12/10 @ BUF	INACTIVE													
12/14 vs. DEN														
12/23 @ BAL														
12/31 vs. HOU														
2017 TOTALS	10	10	30	6	36	0.0	13	0	0	3	28	9.3	21	0

CAREER REGULAR SEASON STATISTICS

Year	GP	GS	Solo	Asst.	Total	Sacks	PD	FF	FR	INT	Yds	Avg.	LG	TD
2017 IND	10	10	30	6	36	0.0	13	0	0	3	28	9.3	21	0
2016 IND	15	9	50	8	58	0.0	7	2	0	0	0	0.0	0	0
2015 BAL/NE	9	0	3	2	5	0.0	0	0	0	0	0	0.0	0	0
2014 BAL	3	2	13	4	17	0.0	1	1	0	0	0	0.0	0	0
TOTAL	37	21	96	20	116	0.0	21	3	0	3	28	9.3	21	0

CAREER POSTSEASON STATISTICS

Year	GP	GS	Solo	Asst.	Total	Sacks	PD	FF	FR	INT	Yds	Avg.	LG	TD
2014 BAL	2	2	15	3	18	0.0	0	0	0	0	0	0.0	0	0
TOTAL	2	2	15	3	18	0.0	0	0	0	0	0	0.0	0	0

SPECIAL TEAMS TACKLES: 2 (2015 - 2)

75

T/G



JACK MEWHORT

6-6 • 305 • OHIO STATE

NFL EXP: 4 (4th Year with Colts)

HOW ACQUIRED: D2 – 2014 (59th overall)

BORN: 8/30/91

GP/GS (POSTSEASON): 45/45 (3/3)

CAREER TRANSACTIONS:

- Selected by the Colts in the second round (59th overall) of the 2014 NFL Draft.

2017 (COLTS):

- Started at right guard in a Week 1 loss at the Los Angeles Rams (9/10).
- In a Week 2 loss against Arizona (9/17), started at right guard and blocked for an offense that totaled 266 net yards.
- Provided time for Jacoby Brissett to rush for two touchdowns and throw for another in a Week 3 win against Cleveland (9/24).
- Started at right guard in a Week 4 loss at Seattle (10/1) and blocked for an offense that recorded 237 net yards.
- In a Week 5 win against San Francisco (10/8) started at right guard and was part of an offense that generated 447 net yards and 25 first downs.
- Placed on Injured Reserve on October 14.

2016 (COLTS):

- Started all 10 games he played in at left guard and blocked for a Colts offense that ranked tied for fifth in the NFL in passing yards per game (262.6), seventh in points scored (397) and 10th in yards per game (364.4). Opened rushing lanes for running back Frank Gore who logged the team's first 1,000-yard rushing season dating back to 2007.
- In a Week 1 loss against Detroit (9/11), started at left guard and blocked for a Colts offense that totaled 450 net yards as quarterback Andrew Luck threw for 385 yards and four touchdowns.
- Provided time for the offense to record 410 net yards starting at left guard in a Week 3 win against San Diego (9/25). Also blocked for quarterback Andrew Luck to throw for 331 yards and one touchdown.
- Started at left guard in a Week 5 victory against Chicago (10/9) and blocked for a Colts offense that recorded 396 net yards.
- In a Week 6 loss at Houston (10/16), started at left guard and blocked for Frank Gore who became the team's first 100-yard rusher (106) in 55 consecutive regular season games.
- In a Week 11 victory against Tennessee (11/20), started at left guard and blocked for an offense that

recorded 327 net yards as Andrew Luck threw for 262 yards and two touchdowns.

- Started at left guard in a Week 13 victory at the New York Jets (12/5) and blocked for an offense that generated 421 net yards.
- Placed on Injured Reserve on December 12.

2015 (COLTS):

- Started all 16 games on the offensive line (three at right tackle, 13 at left guard) for the first time in his career. Blocked for a Colts offense that totaled 5,142 yards of net offense and assisted running back Frank Gore who posted the most rushing yards in a season for a Colts running back (967) dating back to 2007.
- Moved back to left guard and started in a victory at Tennessee (9/27). Assisted a Colts offense that totaled 378 net yards and opened rushing lanes for Frank Gore to total 86 yards and two touchdowns.
- In a Week 5 win at Houston (10/8), started at left guard and opened rushing lanes for Frank Gore to tally 98 yards and one touchdown. The 98 rushing yards were the most for a Colts running back in a single game dating back to 2012. Also blocked for Matt Hasselbeck who threw for 213 yards and two touchdowns.
- Started at left guard in a Week 6 loss against New England (10/18). Blocked for a Colts offense that topped 400 net yards (409) for the first time all season. Provided time for quarterback Andrew Luck to throw for 312 yards and three touchdowns.
- In a Week 7 loss against New Orleans (10/25), started at left guard and provided time for the offense to compile 376 net yards as quarterback Andrew Luck threw for 333 yards and three touchdowns.
- In a Week 9 victory against Denver (11/8), started at left guard and assisted an offense that totaled 365 net yards as running back Frank Gore contributed with 28 carries for 83 yards and one touchdown.
- Started at left guard in a Week 11 win at Atlanta (11/22) and blocked for quarterback Matt Hasselbeck who completed 23-of-32 passes for 213 yards and two touchdowns. Also opened rushing lanes for the Colts to net 74 yards.
- In a Week 17 victory against Tennessee (1/3/16), started at left guard and assisted a Colts

offense that logged 327 yards. Provided time for quarterbacks Josh Freeman and Ryan Lindley to throw for 207 combined yards and two touchdowns.

2014 (COLTS):

- Started all 14 games he competed in (13 at left guard, one at right tackle) and assisted the offense in setting a single-season franchise record for net yards (6,506). Also started all three postseason games at left guard.
- Started his first career NFL contest at guard in the team's regular season opener at Denver (9/7). Helped the Colts produce 408 net yards of offense while blocking for Andrew Luck to complete 35-of-53 passes for 370 yards and two touchdowns.
- In a Week 2 loss against Philadelphia (9/15), started at left guard and was part of an offensive line that did not allow a sack. Also assisted a Colts rushing attack that netted 169 yards.
- Started at left guard and provided time for the offense to finish with 529 net yards (385 passing, 144 rushing), which is the 10th-highest total for a single game in team history. Blocked for Andrew Luck to tie a single-game career-high with four passing touchdowns.
- Was part of an offensive line that did not allow a sack in a Week 4 victory against Tennessee (9/28). Assisted a Colts offense that netted 498 yards as Andrew Luck threw four touchdown passes.
- Started at left guard in a Week 7 win against Cincinnati (10/19) and assisted the offense in totaling 506 net yards. Blocked for Andrew Luck, who registered his franchise-tying fifth consecutive 300-yard passing performance.
- Was part of an offensive line that allowed only 1.0 sack as the Colts totaled 443 net yards of offense in a Week 9 victory at the New York Giants (11/3). Blocked for Andrew Luck to tie his single-game career-high with four passing touchdowns.
- Assisted a Colts offense that totaled 389 net yards, starting at left guard in a Week 12 win against Jacksonville (11/23). The team's 175 rushing yards was the highest total during the season and the



most dating back to a Sept. 22, 2013 in a win at San Francisco (184).

- Blocked for a Colts offense that compiled 487 net yards starting at left guard in a Week 13 win against Washington (11/30). It was the team's ninth 400-plus net yard performance, which set a franchise single-season record. Provided time for Andrew Luck to throw for 370 yards as he set a career-high with five touchdown passes.
- Made his first career start at right tackle in a Week 17 victory at Tennessee (12/28) and blocked for Andrew Luck to set a franchise single-season record in passing yards (4,761) as the Colts totaled 378 yards of net offense.
- Started his first career NFL postseason game at left guard in the team's AFC Wild Card Playoff win against Cincinnati (1/4/15). Was part of an offensive line that helped the team compile 482 net yards, the third-highest total for a postseason game in team history. The unit allowed only 1.0 sack as Andrew Luck threw for 376 yards.
- In the team's AFC Divisional Playoff victory at Denver (1/11/15) started at left guard and was part of an offensive line that did not allow a sack as the Colts posted 364 net yards. Blocked for Andrew Luck to throw for 265 yards and two touchdowns in the win.
- Started at left guard in the team's AFC Championship Game loss at New England (1/18/15) and blocked for a Colts offense that recorded 209 net yards of offense.

COLLEGE:

- Competed in 49 career games with Ohio State and started 39 consecutive games to close his career.
- In his final 39 starts, lined up at left tackle for a combined 26 starts as a junior and senior while adding five starts at left guard and eight more at right guard during his sophomore season.
 - A three-year starter on the offensive line and was part of a Buckeye team that set a school record with 24 consecutive victories spanning all of the 2012 and 2013 regular seasons.
 - Served as a team captain during his senior season.
 - Was a finalist for the Senior CLASS Award and served as a team

captain.

- Was a consensus All-America selection and added second-team accolades from Walter Camp, *The NFL Draft Report*, The Associated Press, *CBSSports.com*, *Sports Illustrated* and the Football Writers Association in addition to being a first-team choice by ESPN.
- Was a candidate for the Outland Trophy as part of Ohio State's prolific, record-setting offense, that set school records for the most points scored (637), rushing yards (4,321) and total touchdowns (83).
- Named a First Team All-Big Ten Conference choice after registering 115 knockdown blocks and a league-best 24 touchdown-resulting blocks.
- The Buckeyes offensive line assisted a rushing attack that ranked fifth nationally in yards per game (308.6).
- Ohio State averaged an all-time program-high 6.8 yards per carry and was fourth nationally in red zone percentage (.952).
- Took over left tackle duties, starting all 12 games for the Buckeyes in 2012.
- Was named an All-Big Ten Conference honorable mention selection by the league's coaches and was a Second Team All-Big Ten choice by *The NFL Draft Report*.
- Honored as Ohio State's co-Offensive Lineman of the Year and was on the watch list for the Outland Trophy.
- Recorded 13 touchdown-resulting blocks and 79 knockdown blocks.
- In 2011, started the first five games of the season at left guard before shifting to right guard for the final eight contests.
- Was named an All-Big Ten Conference honorable mention selection during his first year as a starter, making the move inside from left tackle.

PERSONAL:

- Started all five offensive line positions during his prep career at St. John's Jesuit High School in Toledo, Ohio.
- Rated the second-best center in the nation by *Rivals.com* and was tabbed as the ninth-best player in the state of Ohio.
- Regarded as the 11th-best offensive tackle in high school by *Scout.com*.
- As a senior, received First Team All-Ohio, All-Toledo City League and All-*Toledo Blade* honors.
- Named to the *SuperPrep* Midwest Top 25 team and the *Detroit Free Press* Best of the Midwest squad.

- Concluded his prep career by playing in the Under Armour All-America game and was also a member of gold-medal winning Team USA at the 2009 Junior World Championships.
- Made visits to the Humane Society of Indianapolis and Riley Hospital.
- Volunteered at the Back Sack Program as part of the 2015 Mayor's Day of Service and assembled food bags at Gleaners.
- Graduated from Ohio State with a degree in consumer and family resource financial services.
- A native of Toledo, Ohio.

CAREER GP/GS (POSTSEASON):

2017 IND: 5/5

2016 IND: 10/10

2015 IND: 16/16

2014 IND: 14/14 (3/3)

TOTAL: 45/45 (3/3)

GETTING TO KNOW JACK MEWHORT

Hobbies outside of football: Watching movies

What is something interesting about you that most people may not know: I am a decent artist

Favorite food: Lasagna

Favorite vacation spot: Captiva Island, Fla.

If you could have lunch with three people,

living or dead, who would they be: George Washington, Christopher Columbus and Dr. Martin Luther King, Jr.

Favorite movie: *Gladiator*

What's the one thing you couldn't live without:

Sleep

38

RB



CHRISTINE MICHAEL

5-10 • 220 • TEXAS A&M

NFL EXP: 5 (1st Year with Colts)

HOW ACQUIRED: FA – 2017

BORN: 11/9/90

GP/GS (POSTSEASON): 37/9 (5/1)

CAREER TRANSACTIONS:

- Placed on Injured Reserve by the Colts on June 15, 2017.
- Signed by the Colts as a free agent on June 1, 2017.
- Released by the Green Bay Packers on May 1, 2017.
- Claimed off waivers (Seattle) by the Packers on November 16, 2016.
- Released by the Seattle Seahawks on November 15, 2016.
- Signed by the Seahawks as a free agent on December 16, 2015.
- Released from the Washington Redskins practice squad on December 15, 2015.
- Signed to the Redskins practice squad on November 19, 2015.
- Released by the Dallas Cowboys on November 17, 2015.
- Traded by Seattle to Dallas in exchange for a 2016 conditional draft pick on September 6, 2015.
- Drafted by the Seahawks in the second round (62nd overall) of the 2013 NFL Draft.

2017 (COLTS):

- Placed on Injured Reserve on June 15.

2016 (SEAHAWKS/PACKERS):

- Appeared in nine games (seven starts) for Seattle before being released and claimed off waivers by Green Bay on November 16. Saw action in six games and three postseason contests with the Packers.
- In 15 games (seven starts), finished the regular season with a career-high 583 rushing yards, seven rushing touchdowns and one receiving touchdown.
- Scored two touchdowns and rushed for 106 yards, a career best, in a 37-18 victory against San Francisco (9/25).
- Recorded 90 all-purpose yards (58 rushing, 32 receiving) and one touchdown reception in a victory over the New York Jets (10/2).
- Produced 64 rushing yards and two touchdowns in a victory over Atlanta (10/16).
- After joining the Packers in Week 12, assisted a team that won its six remaining regular season games and advanced to the 2016 NFC

SINGLE-GAME HIGHS

ATT: 20 vs. SF (9/25/16)

YARDS: 106 vs. SF (9/25/16)

TDS: 2, two times (Last: vs. ATL 10/16/16)

LG: 45, two times (Last at ARZ 1/3/16)

REC: 5 at NYJ (10/2/16)

YARDS: 32 at NYJ (10/2/16)

TDS: 1 at NYJ (10/2/16)

LG: 13 at LAR (9/18/16)

Championship Game.

- Rushed for 47 yards on 10 carries in a win against the New York Giants (1/8/17) in a Wild Card Playoff game.

2015 (SEAHAWKS/COWBOYS):

- Recorded 243 rushing yards on 54 attempts in five games with the Cowboys and three contests with the Seahawks.
- In his first game back with Seattle, ran the ball for 84 yards on 16 carries in a 30-13 victory over the Browns (12/20).
- Totaled 17 carries for 103 yards, including a career high 45-yard rush, in a 36-9 win over the Cardinals (1/3/16).
- Earned his first career postseason start in a Divisional Playoff contest against the Vikings (1/10/16), where he rushed for 70 yards and scored one touchdown in a 10-9 victory.

2014 (SEAHAWKS):

- Saw action in 10 games, recording 175 rushing yards on 34 carries.

2013 (SEAHAWKS):

- Participated in four games, carrying the ball 18 times for 79 yards.

COLLEGE:

- Started 18 of the 40 games he saw action in at Texas A&M, carrying the ball 529 times for 2,791 yards (5.3 avg.).
- Produced 34 rushing touchdowns during his collegiate career, which is tied for the fifth-most in Texas A&M history.

- Named the Big 12 Offensive Freshman of the Year by the conference's head coaches and *Dallas Morning News*.
- As a true freshman, recorded the most rushing yards in a debut game for the school since 1987 with a 93-yard performance over New Mexico.

PERSONAL:

- Attended West Brook (Texas) High School.
- Received District 21-5A MVP honors twice, as well as earning all-district selections three times.
- Started and served as team captain in the 2009 U.S. Army All-American Bowl.
- Rated as the 28th-best overall recruit in the nation by *Rivals.com*.
- As a high school senior, rushed for 1,412 yards and 25 touchdowns despite having his season cut short by Hurricane Ike.
- Majored in agricultural leadership and development at Texas A&M.
- A native of Beaumont, Texas.

GETTING TO KNOW CHRISTINE MICHAEL

Favorite musician and/or song: Meek Mill

Hobbies outside of football: Any activity involving my children

Favorite food: Seafood

Favorite vacation spot: Miami

If you could have lunch with three people, living or dead, who would they be: Dr. Martin Luther King, Jr., Barack Obama and Oprah Winfrey

Favorite movie: *Training Day*

What's the one thing you couldn't live without: My children

CAREER REGULAR SEASON STATISTICS

Year	RUSHING							RECEIVING				
	GP	GS	No.	Yards	Avg.	LG	TD	No.	Yards	Avg.	LG	TD
2017 IND	INJURED RESERVE											
2016 SEA/GB	15	7	148	583	3.9	42	7	22	107	4.9	13	1
2015 SEA/DAL	8	2	54	243	4.5	45	0	3	16	5.3	11	0
2014 SEA	10	0	34	175	5.1	45	0	1	12	12.0	12	0
2013 SEA	4	0	18	79	4.4	13	0	0	0	0.0	0	0
TOTAL	37	9	254	1,080	4.3	45	7	26	135	5.2	13	1

CAREER REGULAR SEASON RETURN STATISTICS

Year	GP	GS	PR	FC	Returns								
					Yards	Avg.	LG	TD	KR	Yards	Avg.	LG	TD
2017 IND	INJURED RESERVE												
2016 SEA/GB	15	7	0	0	0	0.0	0	0	3	64	21.3	30	0
TOTAL	15	7	0	0	0	0.0	0	0	3	64	21.3	30	0

CAREER POSTSEASON STATISTICS

Year	RUSHING							RECEIVING				
	GP	GS	No.	Yards	Avg.	LG	TD	No.	Yards	Avg.	LG	TD
2016 GB	3	0	16	58	3.6	10	0	1	3	3.0	3	0
2015 SEA	2	1	21	70	3.3	13	0	1	14	14.0	14	0
TOTAL	5	1	37	128	3.5	13	0	2	17	8.5	14	0

CAREER POSTSEASON RETURN STATISTICS

Year	GP	GS	PR	FC	Returns								
					Yards	Avg.	LG	TD	KR	Yards	Avg.	LG	TD
2016 SEA/GB	3	0	0	0	0	0.0	0	0	3	49	16.3	31	0
TOTAL	3	0	0	0	0	0.0	0	0	3	49	16.3	31	0

28

CB



CHRIS MILTON

5-11 • 196 • GEORGIA TECH

NFL EXP: 2 (2nd Year with Colts)

HOW ACQUIRED: FA – 2016

BORN: 9/15/92

GP/GS (POSTSEASON): 17/1 (0/0)

CAREER TRANSACTIONS:

- Signed by the Colts to the active roster from the practice squad on November 19, 2016.
- Signed by the Colts to the practice squad on September 4, 2016.
- Waived by the Colts on September 3, 2016.
- Signed by the Colts as an undrafted free agent on May 2, 2016.

2017 (COLTS):

- Competed on special teams in a Week 1 loss at the Los Angeles Rams (9/10) and finished with two tackles.
- In a Week 2 loss against Arizona (9/17), saw action on special teams.
- Was active, but did not play in a Week 3 win against Cleveland (9/24).
- Listed as inactive for a Week 4 loss at Seattle (10/1).
- Saw action on special teams in a Week 5 win against San Francisco (10/8) and finished with one tackle.
- In a Week 6 loss at Tennessee (10/16), saw action on special teams, but did not record a tackle.
- Tallied one tackle at cornerback and participated on special teams in a Week 7 loss against Jacksonville (10/22).
- Finished with one special teams tackle in a Week 8 loss at Cincinnati (10/29).
- In a Week 9 win at Houston (11/5), recorded one special teams tackle.
- Competed on special teams in a Week 10 loss against Pittsburgh (11/12).
- Registered two special teams tackles in a Week 12 loss against Tennessee (11/26).
- Finished with one tackle and saw action on special teams where he finished with one stop in a Week 13 loss at Jacksonville (12/3).
- Saw action on special teams for the majority of the game in a Week 14 loss at Buffalo (12/10).

2016 (COLTS):

- Participated in six contests (one start) and notched six tackles (four solo), two passes defended and four special teams stops.
- Competed in his first career NFL game in a Week 12 loss against Pittsburgh (11/24) and saw action on

SINGLE-GAME HIGHS

TACKLES: 3, two times (Last: vs. JAX 1/1/17)

SACKS: 0.0

FF: 0

FR: 0

INT: 0

PD: 1, two times (Last vs. JAX 1/1/17)

special teams.

- In a Week 15 victory at Minnesota (12/18), finished with three tackles (two solo) and one pass defended. Also added one stop on special teams.
- Started his first career game in a Week 17 victory against Jacksonville (1/1/17) and totaled three tackles (two solo) and one pass defended.

COLLEGE:

- Played in 53 games (33 starts) at Georgia Tech and collected 96 tackles (82 solo), 3.0 tackles for loss, one forced fumble, 14 passes defended and five interceptions (two returned for touchdowns).
- Finished his career with seven blocked kicks. Also recorded four kickoff returns for 44 yards and two punt returns for 39 yards.
- As a redshirt senior in 2015, started all 12 games and tallied 28 tackles (27 solo), one interception, six passes defended and two blocked kicks. Was the FBS active career leader in blocked kicks during the 2015 season.
- In 2014, started all 14 games and totaled 32 tackles (25 solo), 1.0 tackle for loss, four passes defended and two interceptions. Returned one interception for a touchdown, blocked one field goal and one PAT. Recorded a career-high eight tackles and an interception in an Orange Bowl win over Mississippi State.
- As a redshirt sophomore in 2013, appeared in all 13 games (six starts) at safety. Finished with 16 tackles (13 solo), 1.0 tackle for loss, two passes defended, three blocked punts and two interceptions (one returned for a touchdown).
- In 2012, saw action in all 14 games (one start) and totaled 20 tackles (17 solo), two passes defended and one forced fumble. He was named Georgia Tech's special teams player of the game twice.
- Redshirted as a freshman in 2011 and did not play.

PERSONAL:

- Attended Charlton County High School in Folkston, Ga. and was a four-year letterwinner.
- Rated as 19th-best prospect in the state by the *Atlanta Journal-Constitution*.
- Played quarterback and running back as a senior and rushed for 975 yards.
- As a junior, threw for 2,600 yards and rushed for 1,100 yards while completing 57 percent of his pass attempts.
- Named an all-state choice in 2009 and 2010.
- Was chosen to play in the GACA North-South All-Star Game.
- Helped lead Charlton County to regional titles in 2007, 2008 and 2009.
- Related to former NFL player, Tashard Choice, who played six seasons (2008-2013) in the league.
- Ran football drills with local students at the Colts PLAY 60 Hispanic Heritage Month Camp.
- Helped distribute Thanksgiving meals as part of the Colts Hunger Relief effort.
- A business administration major.
- A native of Folkston, Ga.

GETTING TO KNOW CHRIS MILTON

Favorite team and/or athlete outside of football: Michael Jordan

Favorite musician and/or song: Outkast

Hobbies outside of football: Fishing

Favorite food: Soul Food

What is something interesting about you that people may not know: When I'm not playing football, I feel like a full-time fisherman

Favorite vacation spot: California

If you could have lunch with three people, living or dead, who would they be: Dr. Martin Luther King, Jr., Barack Obama and Walter Payton

Favorite movie: *Transformers*

What's the one thing you couldn't live without: My cell phone

2017 GAME-BY-GAME STATISTICS

Date/Opp.	GP	GS	Solo	Asst.	Total	Sacks	PD	FF	FR	INT	Yds	Avg.	LG	TD
9/10 @ LAR	1	0	0	0	0	0.0	0	0	0	0	0	0.0	0	0
9/17 vs. ARI	1	0	0	0	0	0.0	0	0	0	0	0	0.0	0	0
9/24 vs. CLE	DID NOT PLAY													
10/1 @ SEA	INACTIVE													
10/8 vs. SF	1	0	0	0	0	0.0	0	0	0	0	0	0.0	0	0
10/16 @ TEN	1	0	0	0	0	0.0	0	0	0	0	0	0.0	0	0
10/22 vs. JAX	1	0	1	0	1	0.0	0	0	0	0	0	0.0	0	0
10/29 @ CIN	1	0	0	0	0	0.0	0	0	0	0	0	0.0	0	0
11/5 @ HOU	1	0	0	0	0	0.0	0	0	0	0	0	0.0	0	0
11/12 vs. PIT	1	0	0	0	0	0.0	0	0	0	0	0	0.0	0	0
11/26 vs. TEN	1	0	0	0	0	0.0	0	0	0	0	0	0.0	0	0
12/3 @ JAX	1	0	1	0	1	0.0	0	0	0	0	0	0.0	0	0
12/10 @ BUF	1	0	0	0	0	0.0	0	0	0	0	0	0.0	0	0
12/14 vs. DEN														
12/23 @ BAL														
12/31 vs. HOU														

CAREER REGULAR SEASON STATISTICS

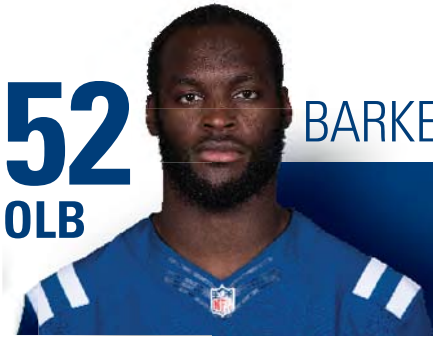
Year	GP	GS	Solo	Asst.	Total	Sacks	PD	FF	FR	INT	Yds	Avg.	LG	TD
2017 IND	11	0	2	0	2	0.0	0	0	0	0	0	0.0	0	0
2016 IND	6	1	4	2	6	0.0	2	0	0	0	0	0.0	0	0
TOTAL	17	1	6	2	8	0.0	2	0	0	0	0	0.0	0	0

SPECIAL TEAMS TACKLES: 12 (2017 - 8, 2016 - 4)

52

OLB

BARKEVIOUS MINGO



6-4 • 239 • LSU

NFL EXP: 5 (1st Year with Colts)

HOW ACQUIRED: UFA – 2017 (NE)

BORN: 10/4/90

GP/GS (POSTSEASON): 75/20 (3/0)

CAREER TRANSACTIONS:

- Signed by the Colts as an unrestricted free agent on March 13, 2017.
- Acquired by the New England Patriots in a trade with the Cleveland Browns in exchange for a fifth round draft pick in the 2017 NFL Draft on August 25, 2016.
- Selected by the Browns in the first round (sixth overall) of the 2013 NFL Draft.

2017 (COLTS):

- Finished with one tackle and one quarterback hit in addition to one special teams stop in his Colts debut during a Week 1 loss at the Los Angeles Rams (9/10).
- Competed in a Week 2 loss against Arizona (9/17), but did not record a tackle.
- In a Week 3 win against Cleveland, netted one tackle and one quarterback hit.
- Saw action on defense and on special teams during a Week 4 loss at Seattle (10/1), but did not record a tackle.
- Recorded 1.0 tackle for loss and one special teams stop in a Week 5 victory against San Francisco (10/8).
- In a Week 6 loss at Tennessee (10/16), finished with one tackle and one special teams stop.
- Finished with four tackles (three solo) and two quarterback hits in a Week 7 loss against Jacksonville (10/22).
- Started at strongside linebacker in a Week 8 loss at Cincinnati (10/29) and finished with five tackles (two solo), one quarterback hit, one forced fumble and recovered a muffed punt on special teams.
- In a Week 9 win at Houston (11/5), started at strongside linebacker and notched seven tackles (five solo) and one fumble recovery on the last play of the game.
- Started at strongside linebacker in a Week 10 loss against Pittsburgh (11/12) and finished with one tackle and two passes defended.
- Finished with three tackles (one solo) and one special teams stop in a Week 12 loss against Tennessee (11/26).
- In a Week 13 loss at Jacksonville (12/3), tallied one tackle and 1.0 tackle for loss.

SINGLE-GAME HIGHS

TACKLES: 7, two times (Last: at HOU 11/5/17)
SACKS: 1.0, seven times (Last: vs. IND 12/7/14)
FF: 1, two times (Last: at BUF 12/10/17)
FR: 1, three times (Last: at BUF 12/10/17)
INT: 1 vs. DEN (10/18/15)
PD: 2 vs. PIT (11/12/17)

- Started at strongside linebacker in a Week 14 loss at Buffalo (12/10) and finished with four tackles (three solo), one forced fumble and one fumble recovery. Forced a recovered a fumble in the third quarter, which was the first turnover of the game. It was his second forced fumble of the season and third fumble recovery of the year.

2016 (PATRIOTS):

- Saw action in all 16 games and recorded four solo tackles and seven special teams tackles.
- Saw action in all three playoff games contributing primarily on special teams as he made two tackles in the Patriots overtime win against Atlanta in Super Bowl LI.
- Posted two special teams tackles at Cleveland (10/9).
- Recorded two solo tackles against Cincinnati (10/16).

2015 (BROWNS):

- Appeared in all 16 games (two starts) and registered 18 tackles (13 solo), 1.0 tackle for loss, one interception, four passes defended and six special teams tackles.
- Recorded two tackles (one solo), 1.0 tackle for loss, one pass defended and one special teams tackle at the New York Jets (9/13).
- Logged a season-high three tackles (two solo) and one special teams tackle against Oakland (9/27).
- Made his first career interception against Denver (10/18). Also added one tackle and one pass defended.

2014 (BROWNS):

- Started 11-of-15 games played, compiling 39 tackles (24 solo), 2.0 sacks, 3.0 tackles for loss, eight quarterback hits, one fumble recovery, three

passes defended and three special teams tackles.

- Posted four tackles (two solo), including 1.0 sack, 1.0 tackle for loss and two quarterback hits against Tampa Bay (11/2).
- Finished with six tackles (three solo), including 1.0 tackle for loss and one special teams stop against Houston (11/16).
- Registered two tackles (one solo), including 1.0 sack, 1.0 tackle for loss, five quarterback hits and one pass defended against Indianapolis (12/7).
- Compiled a season-high seven tackles (five solo) and one special teams stop against Cincinnati (12/14).

2013 (BROWNS):

- Appeared in 15 games (three starts) as a rookie, tallying career highs in tackles (40), solo tackles (27), sacks (5.0), tackles for loss (9.0) and quarterback hits (12). Also contributed with four passes defended and two special teams tackles.
- Made his NFL debut and registered a sack on his first NFL play, dropping quarterback Joe Flacco for a nine-yard loss at Baltimore (9/15). Also contributed two solo tackles and one pass defended.
- Posted four tackles (two solo), including 1.0 sack, 1.0 tackle for loss and one quarterback hit at Minnesota (9/22).
- Started his first career NFL game at outside linebacker in a win against Cincinnati (9/29) and recorded a sack for the third consecutive game becoming the first Browns rookie and first NFL rookie since Tommy Kelly (Oakland in 2004) to register a sack in each of his first three games. Added four combined tackles (three solo) and 2.0 tackles for loss.
- Totaled three tackles (two solo), a season-best four quarterback hits, one pass defended and one special teams tackle against Buffalo (10/3).
- Produced a season-high five tackles (three solo), one quarterback hit and one pass defended against Jacksonville (12/1).

COLLEGE:

- Appeared in 40 games (15 starts) at LSU (2010-12), registering 119 tackles (60 solo), 15.0 sacks, 29.0 tackles for loss, 27 quarterback hits, 11 passes defended, four forced fumbles and three fumble recoveries.
- Started 10-of-13 games played as a junior in 2012, totaling 38 tackles, 4.5 sacks, 8.5 tackles for loss, 12 quarterback hits, two fumble recoveries and one forced fumble en route to a Second Team All-SEC selection by The Associated Press and the league's coaches.
- As a sophomore in 2011, appeared in 14 games (four starts) and led the team and ranked third in the SEC in tackles for loss with 15.0. Was second on the squad and finished seventh in the SEC in sacks with 8.0. Also totaled 46 tackles on the year with 11 quarterback hits as he was named a Second Team

WHAT'S IN A NAME

Barkevious is a unique name and it has led to nicknames such as KeKe. In an *LSUnow.com* article written by Rachel Whittaker in October of 2010, we learn the origin of the acclaimed first name.

"Mingo's mother said she derived the name Barkevious by adding the first three letters of her name, Barbara, to the name she liked, Kevious. His brothers' names, Hugh and Hughtavious, were inspired by their father's name, Hugh Jr., and they have two half-siblings named Hughmetrious and Hughlisha."

In 2009, Mingo was the recipient of the Name of the Year from *nameoftheyear.com* earning the title as a No. 4 seed in a 64-name bracket. He defeated No. 1 seed Iris Macadangdang claiming 54 percent of 10,400-plus votes that were cast.

All-SEC selection by The Associated Press.

- Named the SEC Defensive Lineman of the Week after tallying a career-high 2.0 sacks against Auburn (10/22).
- Appeared in 13 games (one start) and was named to the Freshman All-SEC team in 2010 after racking up 35 tackles, 5.5 tackles for loss, 2.5 sacks, six passes defended, four quarterback hits, two forced fumbles and one fumble recovery.
- Redshirted in 2009.

PERSONAL:

- Attended West Monroe (La.) High School where he was a 5A First Team All-State selection who recorded 59 tackles and four forced fumbles as a senior.
- Contributed with seven tackles, including 4.0 tackles for loss as he helped West Monroe to the state championship game in 2008.
- Tallied 55 tackles, 6.0 sacks and 12.0 tackles for loss as a junior.
- Named to the *New Orleans Times Picayune* Blue Chip List and the *Baton Rouge Advocate* Super Dozen.
- Majored in sports administration.
- Born in Belle Glade, Fla.

GETTING TO KNOW BARKEVIOUS MINGO

Favorite musician and/or song: J. Cole and Drake
Hobbies outside of football: Video games and my collection of remote control vehicles. Drones and cars.

What is something interesting about you that most people may not know: I went skydiving

Favorite food: Lasagna

Favorite vacation spot: Egypt

Favorite movie: *Gladiator*

What's the one thing you couldn't live without: WiFi

2017 GAME-BY-GAME STATISTICS

Date/Opp.	GP	GS	Solo	Asst.	Total	Sacks	PD	FF	FR	INT	Yds	Avg.	LG	TD
9/10 @ LAR	1	0	0	1	1	0.0	0	0	0	0	0	0.0	0	0
9/17 vs. ARI	1	0	0	0	0	0.0	0	0	0	0	0	0.0	0	0
9/24 vs. CLE	1	0	1	0	1	0.0	0	0	0	0	0	0.0	0	0
10/1 @ SEA	1	0	0	0	0	0.0	0	0	0	0	0	0.0	0	0
10/8 vs. SF	1	0	1	0	1	0.0	0	0	0	0	0	0.0	0	0
10/16 @ TEN	1	0	1	0	1	0.0	0	0	0	0	0	0.0	0	0
10/22 vs. JAX	1	0	3	1	4	0.0	0	0	0	0	0	0.0	0	0
10/29 @ CIN	1	1	2	3	5	0.0	0	1	1	0	0	0.0	0	0
11/5 @ HOU	1	1	5	2	7	0.0	0	0	1	0	0	0.0	0	0
11/12 vs. PIT	1	1	1	0	1	0.0	2	0	0	0	0	0.0	0	0
11/26 vs. TEN	1	0	1	2	3	0.0	0	0	0	0	0	0.0	0	0
12/3 @ JAX	1	0	1	0	1	0.0	0	0	0	0	0	0.0	0	0
12/10 @ BUF	1	1	3	1	4	0.0	0	1	1	0	0	0.0	0	0
12/14 vs. DEN														
12/23 @ BAL														
12/31 vs. HOU														
2017 TOTALS	13	4	19	10	29	0.0	2	2	3	0	0	0.0	0	0

CAREER REGULAR SEASON STATISTICS

Year	GP	GS	Solo	Asst.	Total	Sacks	PD	FF	FR	INT	Yds	Avg.	LG	TD
2017 IND	13	4	19	10	29	0.0	2	2	3	0	0	0.0	0	0
2016 NE	16	4	4	0	4	0.0	2	2	3	0	0	0.0	0	0
2015 CLE	16	2	13	5	18	0.0	4	0	0	1	7	7.0	7	0
2014 CLE	15	11	24	15	39	2.0	3	0	1	0	0	0.0	0	0
2013 CLE	15	3	27	13	40	5.0	4	0	0	0	0	0.0	0	0
TOTAL	75	24	87	43	130	7.0	15	4	7	1	7	7.0	7	0

CAREER POSTSEASON STATISTICS

Year	GP	GS	Solo	Asst.	Total	Sacks	PD	FF	FR	INT	Yds	Avg.	LG	TD
2016 NE	3	0	0	0	0	0.0	0	0	0	0	0	0.0	0	0
TOTAL	3	0	0	0	0	0.0	0	0	0	0	0	0.0	0	0

SPECIAL TEAMS TACKLES: 21 (2017 - 3, 2016 - 7, 2015 - 6, 2014 - 3, 2013 - 2)

10

WR



DONTE MONCRIEF

6-2 • 216 • MISSISSIPPI

NFL EXP: 4 (4th Year with Colts)

HOW ACQUIRED: D3 – 2014 (90th overall)

BORN: 8/6/93

GP/GS (POSTSEASON): 53/27 (3/1)

CAREER TRANSACTIONS:

- Selected by the Colts in the third round (90th overall) of the 2014 NFL Draft.

2017 (COLTS):

- Finished with one catch for 50 yards in a Week 1 loss at the Los Angeles Rams (9/10).
- Started at wide receiver in a Week 2 loss against Arizona (9/17) and caught two passes for 18 yards.
- In a Week 3 win against Cleveland (9/24), registered two catches for 44 yards with a long gain of 34 yards.
- Caught three passes for 30 yards and one touchdown in a Week 4 loss at Seattle (10/1). Tallied his first touchdown of the season on an 18-yard pass from Jacoby Brissett in the second quarter. The score gave Indianapolis a 15-10 halftime lead.
- Started at wide receiver in a Week 5 win against San Francisco (10/8) and caught three passes for 32 yards.
- In a Week 6 loss at Tennessee (10/16), caught five passes for 67 yards with a long catch of 23 yards.
- Caught two passes for 30 yards starting at wide receiver in a Week 7 loss against Jacksonville (10/22).
- Did not finish with a catch in a Week 8 loss at Cincinnati (10/29).
- Recorded one catch for seven yards in a Week 9 win at Houston (11/5).
- Started at wide receiver in a Week 10 loss against Pittsburgh (11/12) and gave the Colts a 7-0 lead with his 60-yard touchdown reception in the second quarter. It was his second touchdown of the season and the 18th of his career.
- In a Week 12 loss against Tennessee (11/26), started at wide receiver and caught one pass for 16 yards.
- Led the team with five receptions totaling 37 yards starting at wide receiver in a Week 13 loss at Jacksonville (12/3).
- Was inactive for a Week 14 loss at Buffalo (12/10).

2016 (COLTS):

- Completed in nine games (seven starts) and totaled 30 receptions for 307 yards and seven touchdowns.

SINGLE-GAME HIGHS

REC: 8 vs. TB (11/29/15)

YARDS: 134 vs. WAS (11/30/14)

TDS: 2 vs. WAS (11/30/14)

LG: 79t vs. WAS (11/30/14)

RUSH: 1, five times (Last: vs. KC 10/30/16)

YARDS: 7 at JAX (9/21/14)

TDS: 0

LG: 7 at JAX (9/21/14)

Recorded a streak of five consecutive games with a touchdown reception.

- In a Week 1 loss against Detroit (9/11), started at wide receiver and totaled six catches for 64 yards and one score. Posted the team's first touchdown of the season on a two-yard pass from Andrew Luck just before halftime. The score marked the second consecutive year he scored a touchdown in the regular season opener.
- Started at wide receiver in a Week 8 loss against Kansas City (10/30) and finished with four receptions for 41 yards and one touchdown.
- In a Week 9 win at Green Bay (11/6), started at wide receiver and caught three passes for 55 yards and one touchdown. Gave the Colts a 24-10 lead with his eight-yard touchdown reception with 15 seconds remaining in the first half. The touchdown was his third of the season and the 12th of his career.
- Caught four passes for 37 yards and one touchdown in a Week 11 victory against Tennessee (11/20). Gave the Colts a 14-0 lead with his two-yard touchdown reception from Andrew Luck in the first quarter. It was his fourth touchdown of the season and the 13th of his career.
- Started at wide receiver in a Week 12 loss against Pittsburgh (11/24) and led the team in receiving with six catches for 45 yards and one touchdown. The score marked his fourth consecutive game with a touchdown reception, which was accomplished by a Colts receiver for the first time since 2010.
- In a Week 13 victory at the New York Jets (12/5), caught four passes for 26 yards and one touchdown. With his three-yard score in the third quarter, he improved his streak of catching one touchdown in his last five games, which tied for the second longest streak in team history. It's the first time the

streak had been reached dating back to 2009 when Reggie Wayne caught five straight from games 3-7. Raymond Berry holds the team record with touchdown receptions in seven consecutive games dating back to 1959-1960.

- In a Week 16 loss at Oakland (12/24), started at wide receiver and caught two passes for 30 yards and one touchdown.

2015 (COLTS):

- Started 10-of-16 games at wide receiver and totaled 64 receptions for 733 yards and six touchdowns. Also returned one kickoff for five yards.
- In a Week 1 loss at Buffalo (9/13), started at wide receiver and totaled six receptions for 46 yards and one touchdown.
- Tallied seven catches for 122 yards and one touchdown in a Week 2 loss against the New York Jets (9/21). Earned the team's first points of the game following a 26-yard touchdown reception to cut New York's lead to 10-7. On the play, he topped 100 receiving yards for the third time in his career. The touchdown marked the first time he scored at least one touchdown in back-to-back games.
- Started at wide receiver in a Week 3 victory at Tennessee (9/27) and caught four passes for 32 yards and one touchdown. Following a Colts interception in the fourth quarter caught an 11-yard touchdown to give Indianapolis a 28-27 lead. It was his third consecutive game with a touchdown reception.
- In a Week 4 win against Jacksonville (10/4), started at wide receiver and caught six passes for 75 yards.
- In a Week 6 loss against New England (10/18), finished with six catches for 69 yards and one touchdown. Contributed with his fourth touchdown of the season on the team's opening offensive possession of the game on a five-yard catch at the 7:16 mark in the first quarter. The touchdown surpassed his season-high of three set as a rookie in 2014.
- Started at wide receiver in a Week 7 loss against New Orleans (10/25) and caught four passes for 34 yards and one touchdown. His touchdown came at the 3:05 mark in the fourth quarter and cut New Orleans' lead to 27-21. It was his fifth touchdown of the

QUICK HITS

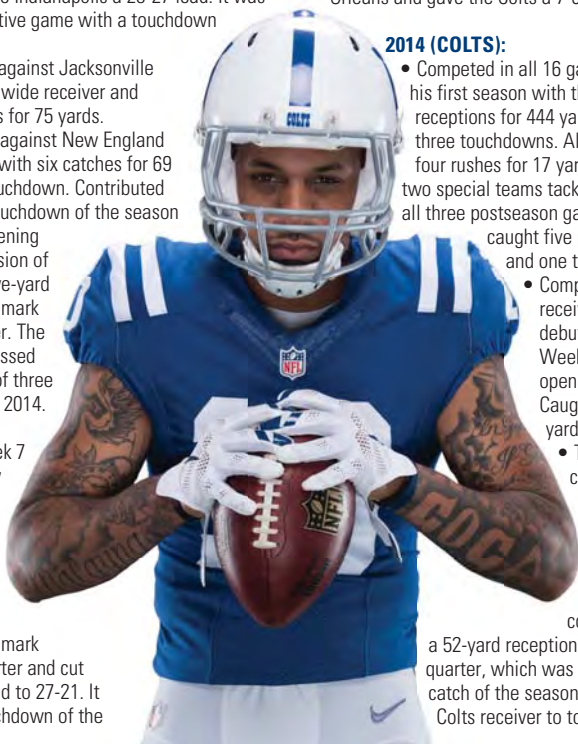
Moncrief registered three receptions for 134 yards and two touchdowns, including scores of 48 and 79 yards in the team's victory against Washington on Nov. 30, 2014. It was his first career multiple-touchdown game and the second 100-yard receiving performance of his career. Moncrief's 44.7 receiving average ranks as the highest by a Colts rookie and the second-highest by any Colts player in a single game. His yardage total also tied for the fourth-most receiving yards by a Colts rookie in a single game.

season and his second in as many games. His five touchdowns tied for the 13th most by a Colts wide receiver through the first seven games of a season in franchise history.

- In a Week 12 victory against Tampa Bay (11/29), recorded eight catches for 114 yards (14.3 avg.). His eight receptions set a new single-game career best while his 114 yards marked his fourth career 100-yard contest. Moncrief also topped 1,000 yards for his career.
- Started at wide receiver in a Week 15 loss against Houston (12/20) and led the team with five catches for 51 yards and one touchdown. Tallied his sixth touchdown of the season on an 11-yard pass from Matt Hasselbeck in the second quarter. The score was his first dating back to Oct. 25 against New Orleans and gave the Colts a 7-0 lead.

2014 (COLTS):

- Competed in all 16 games (two starts) in his first season with the Colts. Totaled 32 receptions for 444 yards (13.9 avg.) and three touchdowns. Also contributed with four rushes for 17 yards while adding two special teams tackles. Saw action in all three postseason games (one start) and caught five passes for 86 yards and one touchdown.
- Competed at wide receiver in his Colts debut during the team's Week 1 regular season opener at Denver (9/7). Caught one pass for nine yards.
- Totaled seven catches for 113 yards and his first career touchdown in a Week 8 loss at Pittsburgh (10/26). Also contributed with a 52-yard reception in the second quarter, which was his second-longest catch of the season. Became the third Colts receiver to top 100-plus



receiving yards in a single game during the season. Along with teammate T.Y. Hilton, the duo each posted 100-plus receiving yards, marking the second time the team had two 100-yard receivers in the same game during the season (Reggie Wayne (119) and T.Y. Hilton (105) vs. Tennessee). It was the 42nd occasion in franchise history where the Colts had two 100-yard receivers in the same game.

- Made his first career start at wide receiver in a Week 13 win against Washington (11/30). Caught three passes for a career-high 134 yards and two touchdowns for his first career multiple-touchdown game. Notched his second 100-yard receiving performance of the season and became the seventh rookie in Colts history to record multiple 100-yard receiving games in a single season. Caught his first touchdown on a 48-yard grab in the third quarter to give the Colts a 28-17 lead. On his second touchdown in the fourth quarter, was on the receiving end of Andrew Luck's then-career-long 79-yard pass. The performance ranks as the highest receiving average by a Colts rookie and the second highest by any Colts player in a single game. His yardage total also tied for the fourth-most receiving yards by a Colts rookie in a single game.
- Finished with three receptions for 33 yards in a Week 14 victory at Cleveland (12/7). His 27-yard third down reception on the team's final drive of the game led to the eventual game-winning score from T.Y. Hilton with 32 seconds remaining.
- In his first career postseason contest, an AFC Wild Card Playoff win against Cincinnati (1/4/15), totaled three receptions for 54 yards, including a 36-yard touchdown. The touchdown, which came in the third quarter, gave the Colts a 20-10 lead.
- Started his first career postseason game at wide receiver in the team's AFC Divisional Playoff victory at Denver (1/11/15) and finished with two catches for 32 yards.
- Was targeted once, but did not finish with a catch in an AFC Championship Game loss at New England (1/18/15).

COLLEGE:

- Started in 37-of-38 games and finished his Ole Miss career ranked third in school history in receptions (156), receiving yards (2,371) and receiving touchdowns (20). Also ranked second in 100-yard games (nine).
- Started all 13 contests and totaled 59 receptions for 938 yards (15.9 avg.) and six touchdowns in 2013.
- Earned All-America honorable mention and All-SEC second-team accolades from *The NFL Draft Report*.
- Received National Wide Receiver of the Week honorable mention honors from College Football Performance Awards after catching six passes for 122 yards and two touchdowns against Auburn.
- Ranked second on the team with 59 catches and led Ole Miss with 938 receiving yards, the fourth-best total on the school annual record chart.

- Posted at least five catches in eight different contests and set the school record for 100-yard receiving performances with five.
- Established a season-high 149 receiving yards on seven catches and hauled in a 52-yard touchdown against Arkansas.
- Finished with 113 yards and one touchdown against Georgia Tech in the Music City Bowl.
- In 2012, started 12 games and led the team with a career-high 66 receptions, which ranked sixth in the conference, along with placing fourth in the school season-record book.
- Finished with 979 receiving yards, the second-best total in a single-season by a Rebel and compiled a 75.3 receiving yards per game average, which was fifth-best in the SEC.
- Tied the school single-season record with 10 touchdown receptions.
- Received All-SEC second-team honors and was named to the Biletnikoff Award Watch List. Also earned *College Football News* Sophomore All-America second-team accolades.
- In 2011, started 12 games as a true freshman and led the Rebels with 31 catches for 454 yards and four touchdowns.
- Was named a Freshman All-America second-team choice by *The NFL Draft Report* and honorable mention by *College Football News*.

PERSONAL:

- Attended Raleigh (Miss.) High School and was named a *SuperPrep* and *PrepStar* All-America selection as a senior after totaling 21 catches for 441 yards and nine touchdowns.
- Threw for 365 yards and two touchdowns while gaining 144 yards on 12 carries.
- On defense, recorded 48 tackles, 4.0 tackles for loss and four interceptions.
- Was rated the second-best player in Mississippi by *SuperPrep* and was a member of the *Clarion-Ledger's* Dandy Dozen squad.
- Was the 17th-best receiver in the nation and the third-best receiver in the state according to *Rivals.com*.
- Played in the Alabama-Mississippi All-Star Classic and the Bernard Blackwell Mississippi All-Star Classic as a senior.
- Was named MVP of the school's basketball team and was a two-time Class 3A state champion in the long jump.
- Hosted his Game Changer Foundation You Gotta Believe Football Camp in 2016 in Jackson, Miss.
- In 2016, hosted his Game Changer Foundation's Colts & Cuts event, which provides children from financially disadvantaged families with resources and support.
- A native of Raleigh, Miss.

GETTING TO KNOW DONTE MONCRIEF

Favorite team and/or athlete outside of football:

Cleveland Cavaliers/LeBron James

Favorite musician and/or song: Meek Mill –

“Dreams and Nightmares”

Hobbies outside of football: Fishing, hunting and four-wheeling

What is something interesting about you that

most people may not know: I like listening to slow music

Favorite food: Tilapia

Favorite vacation spot: California

Favorite movie: *Life*

What's the one thing you couldn't live without: Mother

2017 GAME-BY-GAME STATISTICS

Date/Opp.	RECEIVING					RUSHING						
	GP	GS	No.	Yards	Avg.	LG	TD	No.	Yards	Avg.	LG	TD
9/10 @ LAR	1	1	1	50	50.0	50	0	0	0	0.0	0	0
9/17 vs. ARI	1	1	2	18	9.0	15	0	0	0	0.0	0	0
9/24 vs. CLE	1	0	2	44	22.0	34	0	0	0	0.0	0	0
10/1 @ SEA	1	0	3	30	10.0	18	1	0	0	0.0	0	0
10/8 vs. SF	1	1	3	32	10.7	15	0	0	0	0.0	0	0
10/16 @ TEN	1	1	5	67	13.4	23	0	0	0	0.0	0	0
10/22 vs. JAX	1	1	2	30	15.0	22	0	0	0	0.0	0	0
10/29 @ CIN	1	0	0	0	0.0	0	0	0	0	0.0	0	0
11/5 @ HOU	1	0	1	7	7.0	7	0	0	0	0.0	0	0
11/12 vs. PIT	1	1	1	60	60.0	60	1	0	0	0.0	0	0
11/26 vs. TEN	1	1	1	16	16.0	16	0	0	0	0.0	0	0
12/3 @ JAX	1	1	5	37	7.4	9	0	0	0	0.0	0	0
12/10 @ BUF	INACTIVE											
12/14 vs. DEN	INACTIVE											
12/23 @ BAL	INACTIVE											
12/31 vs. HOU	INACTIVE											
2017 TOTALS	12	8	26	391	15.0	601	2	0	0	0.0	0	0

CAREER REGULAR SEASON STATISTICS

Year	RECEIVING					RUSHING						
	GP	GS	No.	Yards	Avg.	LG	TD	No.	Yards	Avg.	LG	TD
2017 IND	12	8	26	391	15.0	60	2	0	0	0.0	0	0
2016 IND	9	7	30	307	10.2	39	7	1	-1	-1.0	-1	0
2015 IND	16	10	64	733	11.5	33	6	0	0	0.0	0	0
2014 IND	16	2	32	444	13.9	79	3	4	17	4.3	7	0
TOTAL	53	27	152	1,875	12.3	79	18	5	16	3.2	7	0

CAREER POSTSEASON STATISTICS

Year	RECEIVING					RUSHING						
	GP	GS	No.	Yards	Avg.	LG	TD	No.	Yards	Avg.	LG	TD
2014 IND	3	1	5	86	17.2	36	1	0	0	0.0	0	0
TOTAL	3	1	5	86	17.2	36	1	0	0	0.0	0	0

SPECIAL TEAMS TACKLES: 2 (2014 - 2)

ADDITIONAL STATISTICS: Returned a kickoff five yards at Buffalo (9/13/15).

42

CB



KENNY MOORE II

5-9 • 190 • VALDOSTA STATE

NFL EXP: Rookie

HOW ACQUIRED: W – 2017 (NE)

BORN: 8/23/95

GP/GS (POSTSEASON): 13/2 (0/0)

CAREER TRANSACTIONS:

- Claimed off waivers by the Colts (New England) on September 3, 2017.
- Waived by the New England Patriots on September 2, 2017.
- Signed by the Patriots as an undrafted free agent on May 5, 2017.

2017 (COLTS):

- Competed in his first career NFL game during a Week 1 loss at the Los Angeles Rams (9/10) and finished with one special teams tackle.
- Totaled one tackle on special teams in a Week 2 loss against Arizona (9/17).
- In a Week 3 win against Cleveland (9/24), saw action on special teams and finished with one tackle.
- Was responsible for downing two of Rigoberto Sanchez's punts inside the 10-yard line in a Week 4 loss at Seattle (10/1).
- Recorded two special teams tackles in a Week 5 win against San Francisco (10/8).
- In a Week 6 loss at Tennessee (10/16), logged one special teams tackle.
- Notched one tackle in a Week 7 loss against Jacksonville (10/22).
- Competed on special teams in a Week 8 loss at Cincinnati (10/29), but did not finish with a tackle.
- Saw action on special teams in a Week 9 win at Houston (11/5) and finished with one tackle.
- Participated on special teams in a Week 10 loss against Pittsburgh (11/12).
- In a Week 12 loss against Tennessee (11/26), compiled three solo tackles and one stop on special teams.
- Made his first career start at left cornerback in a Week 13 loss at Jacksonville (12/3) and recorded five tackles (four solo).
- Started at right cornerback in a Week 14 loss at Buffalo (12/10) and finished with six solo tackles and one pass defended.

COLLEGE:

- Played in 46 games during his four-year career (2013-16) at Valdosta State and registered 171 tackles (117 solo), 8.5 tackles for loss, 2.0 sacks, one

SINGLE-GAME HIGHS

TACKLES: 6 at BUF (12/10/17)

SACKS: 0

FF: 0

FR: 0

INT: 0

PD: 1 at BUF (12/10/17)

- forced fumble, 11 interceptions for 236 yards and two touchdowns and added 30 passes defended.
- As a senior in 2016, played in 11 games and totaled 65 tackles (45 solo), 6.5 tackles for loss, 13 passes defended, 1.0 sack, and a career-high five interceptions for 87 yards.
 - In 2015, appeared in 12 games and tallied 51 tackles (34 solo), 1.5 tackles for loss, 1.0 sack, nine passes defended and three interceptions for 114 yards and two touchdowns.
 - As a sophomore in 2014, played in 13 games and racked up 37 tackles (26 solo), seven passes defended, two interceptions and one forced fumble.
 - In 2013, saw action in 10 games and recorded 18 tackles (12 solo), 0.5 tackles for loss, one pass defended and one interception.

PERSONAL:

- Attended Lowndes High School in Valdosta, Ga. where he tallied 18 tackles, 1.0 tackles for loss and two interceptions for a team that went 9-2 and advanced to the GHSA AAAAAA Playoffs.
- A native of Valdosta, Ga.

GETTING TO KNOW KENNY MOORE II

Favorite team and/or athlete outside of football:

Cristiano Ronaldo

Favorite musician and/or song: Drake

Hobbies outside of football: Visit art museums

What is something interesting about you that most people may not know: I have a twin sister

Favorite food: Southern BBQ

If you could have lunch with three people, living or dead, who would they be: My dad, my mom and my cousin

What's the one thing you couldn't live without: God

2017 GAME-BY-GAME STATISTICS

Date/Opp.	GP	GS	Solo	Asst.	Total	Sacks	PD	FF	FR	INT	Yds	Avg.	LG	TD
9/10 @ LAR	1	0	0	0	0	0.0	0	0	0	0	0	0.0	0	0
9/17 vs. ARI	1	0	0	0	0	0.0	0	0	0	0	0	0.0	0	0
9/24 vs. CLE	1	0	0	0	0	0.0	0	0	0	0	0	0.0	0	0
10/1 @ SEA	1	0	0	0	0	0.0	0	0	0	0	0	0.0	0	0
10/8 vs. SF	1	0	0	0	0	0.0	0	0	0	0	0	0.0	0	0
10/16 @ TEN	1	0	0	0	0	0.0	0	0	0	0	0	0.0	0	0
10/22 vs. JAX	1	0	1	0	1	0.0	0	0	0	0	0	0.0	0	0
10/29 @ CIN	1	0	0	0	0	0.0	0	0	0	0	0	0.0	0	0
11/5 @ HOU	1	0	0	0	0	0.0	0	0	0	0	0	0.0	0	0
11/12 vs. PIT	1	0	0	0	0	0.0	0	0	0	0	0	0.0	0	0
11/26 vs. TEN	1	0	3	0	3	0.0	0	0	0	0	0	0.0	0	0
12/3 @ JAX	1	1	4	1	5	0.0	0	0	0	0	0	0.0	0	0
12/10 @ BUF	1	1	6	0	6	0.0	1	0	0	0	0	0.0	0	0
12/14 vs. DEN														
12/23 @ BAL														
12/31 vs. HOU														
2017 TOTALS	13	2	14	1	15	0.0	1	0	0	0	0	0.0	0	0

CAREER REGULAR SEASON STATISTICS

Year	GP	GS	Solo	Asst.	Total	Sacks	PD	FF	FR	INT	Yds	Avg.	LG	TD
2017 IND	13	2	14	1	15	0.0	1	0	0	0	0	0.0	0	0
TOTAL	13	2	14	1	15	0.0	1	0	0	0	0	0.0	0	0

SPECIAL TEAMS TACKLES: 8 (2017 - 8)

44

ILB

ANTONIO MORRISON

6-1 • 241 • FLORIDA

NFL EXP: 2 (2nd Year with Colts)

HOW ACQUIRED: D4 – 2016 (125th overall)

BORN: 12/6/94

GP/GS (POSTSEASON): 28/16 (0/0)

CAREER TRANSACTIONS:

- Selected by the Colts in the fourth round (125th overall) of the 2016 NFL Draft.

2017 (COLTS):

- Started at MIKE linebacker in a Week 1 loss at the Los Angeles Rams (9/10) and finished with four tackles (three solo) and one special teams stop.
- Listed as inactive for a Week 2 loss against Arizona (9/17).
- Recorded seven tackles (four solo) starting at MIKE linebacker in a Week 3 win against Cleveland (9/24).
- Started at MIKE linebacker in a Week 4 loss at Seattle (10/1) and finished with seven tackles (three solo).
- In a Week 5 victory against San Francisco (10/8), started at MIKE linebacker and tied for the team lead with seven tackles (five solo).
- Finished with seven tackles (four solo), starting at MIKE linebacker in a Week 6 loss at Tennessee (10/16).
- Started at MIKE linebacker in a Week 7 loss against Jacksonville (10/22) and led the team with 14 tackles (eight solo).
- In a Week 8 loss at Cincinnati (10/29), started at MIKE linebacker and totaled eight tackles (three solo) and 1.0 tackle for loss.
- Finished with one tackle starting at MIKE linebacker in a Week 9 win at Houston (11/5).
- Started at MIKE linebacker in a Week 10 loss against Pittsburgh (11/12) and tied for the team lead with nine tackles (five solo).
- In a Week 12 loss against Tennessee (11/26), started at MIKE linebacker and finished with six tackles (four solo) and one pass defended.
- Contributed with six solo tackles, 1.0 tackle for loss and one special teams tackle starting at MIKE linebacker in a Week 13 loss at Jacksonville (12/3).
- Started at MIKE linebacker in a Week 14 loss at Buffalo (12/10) and finished with seven tackles (six solo) and 1.0 tackle for loss.

2016 (COLTS):

- Competed in all 16 games (four starts) as a rookie and tallied 45 tackles (28 solo), 3.0 tackles for loss, one quarterback hit and eight special teams stops.

SINGLE-GAME HIGHS

TACKLES: 13 vs. JAX (10/22/17)

SACKS: 0.0

FF: 0

FR: 0

INT: 0

PD: 1 vs. TEN (11/26/17)

- Finished with five tackles (four solo), one quarterback hit and one special teams stop in a Week 5 victory against Chicago (10/9).
- Made his first career start at inside linebacker in a Week 14 loss against Houston (12/11). Finished with nine tackles (three solo).
- Started at MIKE linebacker in a Week 15 victory at Minnesota (12/18) and registered four solo tackles.
- In a Week 16 loss at Oakland (12/24), started at MIKE linebacker and led the team with 11 tackles (six solo) and added 2.0 tackles for loss.
- Tied for the team lead with eight tackles (four solo) and added 1.0 tackle for loss starting at MIKE linebacker in a victory against Jacksonville (1/1/17).

COLLEGE:

- A four-year starter at Florida, totaled 294 tackles (126 solo), 21.0 tackles for loss, 4.5 sacks, three passes defended, three forced fumbles, one fumble recovery and one interception with the Gators.
- He became the first Florida player to post back-to-back 100-tackle seasons since 1992-93 when Ed Robinson accomplished the feat.
- Was a Butkus Award Semifinalist and unanimous First Team All-SEC selection as a senior. Was also a three-time SEC Academic Honor Roll member.
- Despite a knee injury suffered in the Birmingham Bowl to end the team's 2014 season, started all 14 games in 2015 and led the team in tackles for the second straight year with 103 (42 solo).
- Voted a team captain by his teammates, he recorded 2.5 sacks, one pass defended and one forced fumble.
- Earned Second Team All-SEC honors by the league's coaches, The Associated Press and Phil Steele after leading the Gators with 101 tackles (30 solo), 1.0 sack, one forced fumble and one interception in 2014.
- Played in eight games (seven starts) in 2013 and

recorded 56 tackles (27 solo) before suffering a season-ending injury against Vanderbilt, causing him to miss the final three games of the season.

- Played in all 13 games as a true freshman in 2012, earning four starts.
- Named to the 2012 SEC Coaches' All-Freshman Team.
- Finished eighth on the team in tackles after notching 34 stops (27 solo).

PERSONAL:

- Attended Bolingbrook (Ill.) High School and led them to a 13-1 record and IHSA Class 8A State Championship as a senior, the school's first-ever state title, but was forced to miss the title game due to an injury.
- Rated a four-star prospect, the No. 5 recruit in Illinois and the No. 10 inside linebacker nationally by *Rivals.com*.
- Ranked as the top linebacker prospect in the Midwest by Tom Lemming and the No. 204 player overall in the nation by *Rivals.com*.
- Named an All-America selection by *USA Today* (Second Team LB), ESPN (Third Team LB) and *Sports Illustrated* (honorable mention LB).
- Selected to the ESPN High School Illinois All-State team.
- Had 101 tackles, 7.0 sacks, three forced fumbles and an interception as a junior at Bolingbrook.
- Selected to the 2011 Semper Fidelis All-American Bowl.
- Visted Kokomo, Ind. following tornadoes that hit the area in 2016, met with locals and helped load donated food while working with the Red Cross.
- A native of Bellwood, Ill.

GETTING TO KNOW ANTONIO MORRISON

Favorite team and/or athlete outside of football:

Chicago Bulls

Favorite food: Deep dish pizza

If you could have lunch with three people,

living or dead, who would they be: Dr. Martin Luther King, Jr., Elon Musk and King Tut

What's the one thing you couldn't live without: Air

2017 GAME-BY-GAME STATISTICS

Date/Opp.	GP	GS	Solo	Asst.	Total	Sacks	PD	FF	FR	INT	Yds	Avg.	LG	TD
9/10 @ LAR	1	1	3	1	4	0.0	0	0	0	0	0	0.0	0	0
9/17 vs. ARI	INACTIVE													
9/24 vs. CLE	1	1	4	3	7	0.0	0	0	0	0	0	0.0	0	0
10/1 @ SEA	1	1	3	4	7	0.0	0	0	0	0	0	0.0	0	0
10/8 vs. SF	1	1	5	2	7	0.0	0	0	0	0	0	0.0	0	0
10/16 @ TEN	1	1	4	3	7	0.0	0	0	0	0	0	0.0	0	0
10/22 vs. JAX	1	1	8	6	14	0.0	0	0	0	0	0	0.0	0	0
10/29 @ CIN	1	1	3	5	8	0.0	0	0	0	0	0	0.0	0	0
11/5 @ HOU	1	1	0	1	1	0.0	0	0	0	0	0	0.0	0	0
11/12 vs. PIT	1	1	5	4	9	0.0	0	0	0	0	0	0.0	0	0
11/26 vs. TEN	1	1	4	2	6	0.0	1	0	0	0	0	0.0	0	0
12/3 @ JAX	1	1	6	0	6	0.0	0	0	0	0	0	0.0	0	0
12/10 @ BUF	1	1	6	1	7	0.0	0	0	0	0	0	0.0	0	0
12/14 vs. DEN														
12/23 @ BAL														
12/31 vs. HOU														
2017 TOTALS	12	12	51	32	83	0.0	1	0	0	0	0	0.0	0	0

CAREER REGULAR SEASON STATISTICS

Year	GP	GS	Solo	Asst.	Total	Sacks	PD	FF	FR	INT	Yds	Avg.	LG	TD
2017 IND	12	12	51	32	83	0.0	1	0	0	0	0	0.0	0	0
2016 IND	16	4	28	17	45	0.0	0	0	0	0	0	0.0	0	0
TOTAL	28	16	79	49	128	0.0	1	0	0	0	0	0.0	0	0

SPECIAL TEAMS TACKLES: 10 (2017 - 2, 2016 - 8)

72 C

MIKE PERSON



6-4 • 300 • MONTANA STATE

NFL EXP: 7 (1st Year with Colts)

HOW ACQUIRED: FA – 2017

BORN: 6/17/88

GP/GS (POSTSEASON): 40/15 (0/0)

CAREER TRANSACTIONS:

- Signed by the Colts as a free agent on October 3, 2017.
- Released by the Kansas City Chiefs on September 2, 2017.
- Signed by Kansas City as a free agent on November 2, 2016.
- Released by the Atlanta Falcons on October 25, 2016.
- Signed by Atlanta as a free agent on March 10, 2015.
- Acquired by the St. Louis Rams from waivers (Seattle) on September 16, 2013.
- Released by Seattle on September 14, 2013.
- Signed to the Seahawks active roster from the practice squad on October 30, 2012.
- Signed to the Seattle practice squad on September 13, 2012.
- Released by the Colts on September 10, 2012.
- Acquired by the Colts from waivers (San Francisco) on September 1, 2012.
- Released by the San Francisco 49ers on August 31, 2012.
- Selected by San Francisco in the seventh round (239th overall) of the 2011 NFL Draft.

2017 (COLTS):

- Competed on special teams in a Week 5 win against San Francisco (10/8).
- Saw action on special teams in a Week 6 loss at Tennessee (10/16).
- Filled in at center for an injured Ryan Kelly in a Week 7 loss against Jacksonville (10/22).
- Saw action on special teams in a Week 8 loss at Cincinnati (10/29).
- Competed on special teams in a Week 9 win at Houston (11/5).
- In a Week 10 loss against Pittsburgh (11/12), competed on special teams.
- Filled in at center for an injured Ryan Kelly in a Week 12 loss against Tennessee (11/26).
- Started at center in a Week 13 loss at Jacksonville (12/3) and blocked for an offense that produced 290 net yards.
- Competed on special teams in a Week 14 loss at Buffalo (12/10).

2016 (FALCONS/CHIEFS):

- Was inactive for all games between the Falcons and Chiefs.

2015 (FALCONS):

- Played and started in 14 games for an offense that produced the seventh-most yards per game on the year (374.1).
- Paved the way for Devonta Freeman to rush for 1,056 yards and 11 touchdowns, which tied for the most in the league.

2014 (RAMS):

- Appeared in all 16 games for the Rams, but did not start.

2013 (SEAHAWKS/RAMS):

- Saw action in one game with the Seahawks before the Rams claimed him via waivers. Was inactive for 14 games.

2012 (COLTS/SEAHAWKS):

- Was inactive for the season opener as a member of the Colts before being released and signed to the Seahawks practice squad.
- Spent seven weeks on the Seahawks practice squad and was inactive for the last eight games of the season.

2011 (49ERS):

- Was inactive for all 16 games of the regular season.

COLLEGE:

- Started 38-of-41 career games at Montana State.
- Named team captain as a senior.
- Received Montana State's Chuck Karnop Award for Toughness and a D'Agostino Family Strength Award for his performance in the weight room.
- Earned First Team All-Big Sky honors following his senior season.
- Was named the Team's Most Inspirational Player.
- Blocked for a Montana State team that led the Big Sky in rushing yards and fewest sacks allowed.

PERSONAL:

- Attended Glendive Dawson County High School in

Glendive, Mont.

- Earned team MVP honors at Glendive Dawson.
- Received all-league selection honors three times, Class A all-state honors twice and the Offensive Lineman of the Year twice.
- Was a two-time state discus champion in track and field. Also competed in basketball, where he was a two-year varsity athlete.
- Majored in history with a concentration in teaching.
- Born in Glendive, Mont.

CAREER GP/GS (POSTSEASON):

2017 IND: 9/1

2016 ATL/KC: 0/0

2015 ATL: 14/14

2014 STL: 16/0

2013 SEA/STL: 1/0

2012 IND/SEA: 0/0

2011 SF: 0/0

TOTAL: 40/15 (0/0)

GETTING TO KNOW MIKE PERSON

Favorite musician and/or song: Sturgill Simpson

Favorite Television Show: Game of Thrones

Hobbies outside of football: Fly fishing and hanging out with my wife and kids

Favorite vacation spot: I want to go to Germany and see the mountains there and in Austria

What's the one thing you couldn't live without: Fishing

46

LS

LUKE RHODES



6-2 • 238 • WILLIAM & MARY

NFL EXP: 1 (1st Year with Colts)

HOW ACQUIRED: FA – 2016

BORN: 12/2/92

GP/GS (POSTSEASON): 17/0 (0/0)

CAREER TRANSACTIONS:

- Signed by the Colts to the active roster from the practice squad on December 7, 2016.
- Signed by the Colts as a free agent on October 5, 2016.
- Released by the Tampa Bay Buccaneers on September 3, 2016.
- Signed by the Buccaneers as an undrafted free agent on May 2, 2016.

2017 (COLTS):

- Competed in his first game as a long snapper in a Week 1 loss at the Los Angeles Rams (9/10) and snapped for Rigoberto Sanchez to average 50.3 yards on six punts.
- In a Week 2 loss against Arizona (9/17), snapped for Adam Vinatieri's two field goals and one extra point and Rigoberto Sanchez's seven punts for a 43.3 average.
- Snapped for Adam Vinatieri's 33-yard field goal and four extra points and Rigoberto Sanchez's 45.7 punting average in a Week 3 win against Cleveland (9/24).
- In a Week 4 loss at Seattle (10/1), snapped for Adam Vinatieri's field goal and extra point and for Rigoberto Sanchez to average 41.7 yards on six punts.
- Successfully snapped for Adam Vinatieri's four field goals and two extra points and Rigoberto Sanchez's four punts for a 47.8 average in a Week 5 win against San Francisco (10/8).
- Snapped for Adam Vinatieri to converted all three field goal attempts and one PAT in a Week 6 loss at Tennessee (10/16).
- In a Week 7 loss against Jacksonville (10/22), snapped for Rigoberto Sanchez to average 44.9 yards on seven punts.
- Was the long snapper for Adam Vinatieri who converted all three field goal attempts and two extra points in a Week 8 loss at Cincinnati (10/29).
- Snapped for Adam Vinatieri to convert both field goal and both PAT attempts in a Week 9 win at Houston (11/5). Vinatieri passed Gary Anderson for the second most points scored in NFL history. Contributed with one special teams tackle.
- In a Week 10 loss against Pittsburgh (11/12),

snapped for Adam Vinatieri to convert his lone field goal attempt and two extra points.

- Snapped for Adam Vinatieri to convert all three field goals and his lone PAT in a Week 12 loss against Tennessee (11/26). Also snapped for punter Rigoberto Sanchez who averaged 47.0 yards per kick.
- In a Week 13 loss at Jacksonville (12/3), snapped for Adam Vinatieri to convert one field goal and one PAT in addition to Rigoberto Sanchez averaging 46.8 yards on four punts.
- Snapped for Rigoberto Sanchez to average 38.4 yards per punt on seven kicks in a Week 14 loss at Buffalo (12/10).

2016 (COLTS):

- Played in four games and contributed with one special teams tackle.
- Competed in his first career NFL game on special teams in a Week 14 loss against Houston (12/11), but did not record a tackle.
- Participated on special teams in a Week 15 victory at Minnesota (12/18) and totaled one tackle.

COLLEGE:

- Started 45-of-47 games played at William & Mary, finishing with 341 tackles, 20.0 tackles for loss, 5.5 sacks, 19 passes defended, six forced fumbles, two fumble recoveries and one interception.
- Was a three-time First Team All-Colonial Athletic Association selection, while earning Virginia Sports Information Directors All-State honors all three seasons.
- Started all 12 games played as a senior in 2015, totaling 78 tackles, 5.5 for a loss, four passes defended, two forced fumbles and one fumble recovery.
- Selected as the only Football Championship Series player named to the Butkus Award Watch list and was invited to participate in the NFLPA Collegiate Bowl.
- As a junior in 2014, started all 12 games played, compiling 93 tackles, a career-high 4.0 sacks, 7.5 tackles for loss, five passes defended, one forced fumble and one fumble recovery.
- Earned the team's John A. Stewart Winter Warrior

Award for his work on the field and in the offseason training program.

- Started all 12 games played as a sophomore in 2013, registering a career-high 98 tackles, 1.5 sacks, 3.0 tackles for loss, seven passes defended, two forced fumbles and one interception.
- Appeared in 11 games (nine starts) as a redshirt freshman in 2012, posting 72 tackles, 4.0 tackles for loss, three passes defended and one forced fumble.
- Named to the Jerry Rice Award Watch List, awarded to the most outstanding freshman player in the FCS.
- Selected as the William & Mary Quarterback Club Rookie of the Year.

PERSONAL:

- Attended Hollidaysburg (Pa.) Area High School where he was a four-year letterman and graduated holding the school records for both touchdowns and points scored.
- Was selected to the Pennsylvania Sports Writers Class 3A All-State second-team in 2009 and 2010.
- Earned All-Keystone Conference honors as a linebacker in 2010 and was an All-Mountain Athletic Conference selection as a junior and sophomore.
- Was a four-year letterman on the basketball team.
- Spent time at a local high school and veteran's hospital as part of the team's Salute to Service initiative in 2016.
- Fitted students for new shoes and hats as part of the team's 2016 Cold Feet Warm Shoes event.
- Visited Riley Hospital during the holidays in 2016 and sang carols and distributed gifts to patients.
- Majored in kinesiology with a minor in public health.
- A native of Hollidaysburg, Pa.

CAREER GP/GS (POSTSEASON):

2017 IND: 13/0

2016 IND: 4/0

TOTAL: 17/0

GETTING TO KNOW LUKE RHODES

Favorite team and/or athlete outside of football: Pittsburgh Penguins

Favorite musician and/or song: Eminem or Chainsmokers

Hobbies outside of football: Skiing

What is something interesting about you that most people may not know: I was adopted

Favorite food: Pizza

Favorite vacation spot: Bethany Beach, Delaware
If you could have lunch with three people, living or dead, who would they be: Dwayne "The Rock" Johnson, Donald Trump and Pat McAfee

Favorite movie: *The Day After Tomorrow*

What's the one thing you couldn't live without: Family

91

DT



HASSAN RIDGEWAY

6-3 • 318 • TEXAS

NFL EXP: 2 (2nd Year with Colts)

HOW ACQUIRED: D4 – 2016 (116th overall)

BORN: 11/2/94

GP/GS (POSTSEASON): 25/5 (0/0)

CAREER TRANSACTIONS:

- Selected by the Colts in the fourth round (116th overall) of the 2016 NFL Draft.

2017 (COLTS):

- Saw action on the defensive line in a Week 1 loss at the Los Angeles Rams (9/10), but did not record a tackle.
- In a Week 2 loss against Arizona (9/17), compiled one tackle and 1.0 sack. Netted the team's fourth sack of the game and sack number 2.5 of his career when he dropped Carson Palmer for a four-yard loss in the fourth quarter.
- Competed on the defensive line in a Week 3 win against Cleveland (9/24), but did not record any tackles.
- Finished with two tackles in a Week 4 loss at Seattle (10/1).
- In a Week 5 win against San Francisco (10/8), notched one tackle.
- Competed on the defensive line and on special teams in a Week 6 loss at Tennessee (10/16).
- Finished with one tackle in a Week 7 loss against Jacksonville (10/22).
- In a Week 8 loss at Cincinnati (10/29), finished with one tackle.
- Tallied one tackle in a Week 9 win at Houston (11/5).
- Compiled two tackles, 1.0 sack and two quarterback hits in a Week 10 loss against Pittsburgh (11/12). Logged his second sack of the season when he brought down Ben Roethlisberger for an eight-yard loss in the first quarter. The sack led to a Steelers punt.
- Listed as inactive for a Week 12 loss against Tennessee (11/26).
- Was inactive for a Week 13 loss at Jacksonville (12/3).
- Listed as inactive for a Week 14 loss at Buffalo (12/10).

2016 (COLTS):

- Competed in all 16 games (five starts) during his rookie season and posted 23 tackles (nine solo), 1.5 sacks, 2.0 tackles for loss, five quarterback hits and one pass defensed. Also added one blocked extra

SINGLE-GAME HIGHS

TACKLES: 5 vs. HOU (12/11/16)

SACKS: 1.0, three times (Last vs. PIT 11/12/17)

FF: 0

FR: 0

INT: 0

PD: 1 at JAX (10/2/16)

- point.
- In a Week 1 loss against Detroit (9/11), finished with one tackle in his NFL debut.
- In a Week 4 loss at Jacksonville (10/2), registered two tackles, half a sack, one quarterback hit and one pass defensed.
- Made his first career start at defensive end in a Week 11 victory against Tennessee (11/20). Finished with one tackle on a fake punt attempt and tallied one quarterback hit.
- Started at defensive tackle in a Week 14 loss against Houston (12/11) and totaled five tackles, 1.0 sack, 1.0 tackle for loss and one quarterback hit. Logged the first full sack of his career when he brought down Brock Osweiler for a five-yard loss in the first quarter. The sack led to a Texans punt.
- Finished with one tackle and one blocked extra point starting at defensive tackle in a Week 16 loss at Oakland (12/24).

COLLEGE:

- A two-year starter who appeared in 36 games (18 starts) and totaled 92 tackles (58 solo), 9.5 sacks, two fumble recoveries (one returned for a touchdown) and one pass defensed.
- Earned All-Big 12 honorable mention honors and was named a First Team All-Big 12 choice by *ESPN.com* as a senior.
- Appeared in 11 games (eight starts) in 2015 and totaled 36 tackles (24 solo), 6.5 tackles for loss, 3.5 sacks and a team-leading two fumble recoveries.
- In 2014, played in 13 games (10 starts) and totaled 43 tackles (27 solo) and finished second on the team in sacks (6.0) and fourth in tackles for loss (11.0).
- Saw action in 12 games as a reserve in 2013, notching 13 tackles (seven solo) and one pass defensed.
- Redshirted in 2012 during his freshman season.

PERSONAL:

- Attended Mansfield (Texas) High School where he lettered in football and basketball and earned All-America and all-state honors.
- Was a two-time all-area and all-district honoree on the defensive line in football despite not playing until his sophomore year of high school.
- Participated in the 2012 U.S. Army All-American Bowl, tallying one tackle, 1.0 tackle for loss, 1.0 sack and one forced fumble.
- Was rated the 20th-best defensive end in his class by ESPNU and named to the *Austin American-Statesman's* Fab 55 (state's top prospects).
- Named to the *Fort Worth Star-Telegram's* Super Team as a senior.
- Garnered Associated Press All-State honorable mention honors and was an all-district 5-5A second-team selection.
- Named Defensive Line MVP at the Fort Worth Nike Football Training Camp prior to his senior season.
- Tallied 57 tackles, 7.5 sacks, one forced fumble and one fumble recovery in his senior season and helped lead Mansfield High School to an 11-2 record and advance to the third round of the state playoffs.
- Named all-area second-team by the *Dallas Morning News* and all-district 5-5A first-team as a junior.
- Visted Kokomo, Ind. following tornadoes that hit the area in 2016, met with locals and helped load donated food while working with the Red Cross.
- Participated in the Colts Defensive Line Christmas event and supported local foster youth with Indiana Department of Child Services.
- Majored in applied learning and development with a minor in social work.
- A native of Mansfield, Texas.

GETTING TO KNOW HASSAN RIDGEWAY

Favorite team and/or athlete outside of football: Los Angeles Clippers
Favorite musician and/or song: J. Cole
Hobbies outside of football: Watching basketball
What is something interesting about you that most people may not know: I like to read
Favorite food: Wings

Favorite vacation spot: Los Angeles
If you could have lunch with three people, living or dead, who would they be: My grandpa, my dad and my mom
Favorite movie: *Dark Knight*
What's the one thing you couldn't live without: Family

2017 GAME-BY-GAME STATISTICS

Date/Opp.	GP	GS	Solo	Asst.	Total	Sacks	PD	FF	FR	INT	Yds	Avg.	LG	TD
9/10 @ LAR	1	0	0	0	0	0.0	0	0	0	0	0	0.0	0	0
9/17 vs. ARI	1	0	1	0	1	1.0	0	0	0	0	0	0.0	0	0
9/24 vs. CLE	1	0	0	0	0	0.0	0	0	0	0	0	0.0	0	0
10/1 @ SEA	1	0	0	2	2	0.0	0	0	0	0	0	0.0	0	0
10/8 vs. SF	1	0	0	1	1	0.0	0	0	0	0	0	0.0	0	0
10/16 @ TEN	1	0	0	0	0	0.0	0	0	0	0	0	0.0	0	0
10/22 vs. JAX	1	0	0	1	1	0.0	0	0	0	0	0	0.0	0	0
10/29 @ CIN	1	0	1	0	1	0.0	0	0	0	0	0	0.0	0	0
11/5 @ HOU	1	0	0	1	1	0.0	0	0	0	0	0	0.0	0	0
11/12 vs. PIT	1	0	1	1	2	1.0	0	0	0	0	0	0.0	0	0
11/26 vs. TEN						INACTIVE								
12/3 @ JAX						INACTIVE								
12/10 @ BUF						INACTIVE								
12/14 vs. DEN														
12/23 @ BAL														
12/31 vs. HOU														
2017 TOTALS	10	0	3	6	9	2.0	0	0	0	0	0	0.0	0	0

CAREER REGULAR SEASON STATISTICS

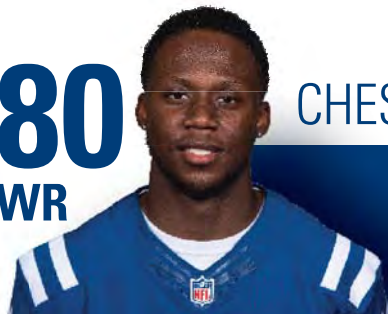
Year	GP	GS	Solo	Asst.	Total	Sacks	PD	FF	FR	INT	Yds	Avg.	LG	TD
2017 IND	10	0	3	6	9	2.0	0	0	0	0	0	0.0	0	0
2016 IND	16	5	9	14	23	1.5	1	0	0	0	0	0.0	0	0
TOTAL	26	5	12	20	32	3.5	1	0	0	0	0	0.0	0	0

ADDITIONAL STATISTICS: Blocked an extra point attempt at Oakland (12/24/16).

80

WR

CHESTER ROGERS



6-1 • 184 • GRAMBLING STATE

NFL EXP: 2 (2nd Year with Colts)

HOW ACQUIRED: FA – 2016

BORN: 1/12/94

GP/GS (POSTSEASON): 22/3 (0/0)

CAREER TRANSACTIONS:

- Signed by the Colts as an undrafted free agent on May 2, 2016.

2017 (COLTS):

- Was inactive for a Week 1 loss at the Los Angeles Rams (9/10).
- Listed as inactive for a Week 2 loss against Arizona (9/17).
- Was inactive for a Week 3 win against Cleveland (9/24).
- Listed as inactive for a Week 4 loss at Seattle (10/1).
- Was inactive for a Week 5 win against San Francisco (10/8).
- Saw action at wide receiver in his first game of the season in a Week 6 loss at Tennessee (10/16), but did not record a catch.
- Caught two passes for 21 yards in a Week 7 loss against Jacksonville (10/22).
- In a Week 8 loss at Cincinnati (10/29), caught two passes for nine yards.
- Finished with one catch for 17 yards in a Week 9 win at Houston (11/5).
- Led the team with six receptions for 104 yards and one touchdown in a Week 10 loss against Pittsburgh (11/12). Also contributed with one carry for three

SINGLE-GAME HIGHS

REC: 6 vs. PIT (11/12/17)

YARDS: 104 vs. PIT (11/12/17)

TDS: 1 vs. PIT (11/12/17)

LG: 61t vs. PIT (11/12/17)

RUSH: 1 vs. PIT (11/12/17)

YARDS: 3 vs. PIT (11/12/17)

TDS: 0

LG: 3 vs. PIT (11/12/17)

yards. Gave the Colts a 17-3 lead with his 61-yard touchdown reception to open the third quarter. The touchdown was the first of his career and the catch was the longest of his career. The 100-yard game was the first of his career.

- In a Week 12 loss against Tennessee (11/26), caught three passes for 34 yards.
- Finished with four catches for 35 yards and added one rush for negative two yards in a Week 13 loss at Jacksonville (12/3).
- In a Week 14 loss at Buffalo (12/10), started at wide receiver and caught two passes for six yards.

2016 (COLTS):

- Competed in 14 games (two starts) during his rookie season and finished with 19 catches for 273 yards

GIVING BACK TO GRAMBLING STATE

Each step of the way along his football journey, Rogers has had to earn his spot. As a walk-on at Grambling State, he was leading the team in receptions by his sophomore year. For his first two years at the university, he was paying out of pocket and getting student loans. His hard work paid off when the Colts signed him as an undrafted rookie free agent in 2016. After earning a spot on an NFL roster, he finished with 19 catches for 273 yards in addition to returning punts as a rookie. Rogers felt a need to help other players who struggled with the same circumstances. That's when he decided to create the Chester Rogers Perseverance Scholarship Award, which he established for non-scholarship players at Grambling State. Candidates have to write an essay, have the appropriate credentials, reach a GPA requirement and display character on and off the field.

"Going through my situation, I just knew how hard it was," said Rogers. "I just want to help and give those guys hope because being a walk-on, you face a lot of odds and a lot of people don't believe in you. I want to let them know I believe in them. Just because you're a walk-on doesn't mean anything based off my story."



(14.4 avg.) while adding 13 punt returns for 119 yards (9.2 avg.).

- In a Week 4 loss at Jacksonville, made the first two catches of his career totaling 39 yards.
- Started his first career game at wide receiver in a Week 6 loss at Houston (10/16) and posted four receptions for 63 yards with a long catch of 36 yards.
- In a Week 7 win at Tennessee (10/23), started at wide receiver and finished with two catches for 30 yards and a long reception of 21 yards.
- Contributed with two punt returns for 36 yards with a long return of 30 yards in a Week 13 victory at the New York Jets (12/5).
- In a Week 15 victory at Minnesota (12/18), finished with three catches for 24 yards and added a 30-yard punt return.
- Tied his season-high in receptions (four) and added a season-best 72 receiving yards in a Week 17 victory against Jacksonville (1/1/17).

COLLEGE:

- Played in 40 games at Grambling State and finished with 155 receptions for 2,257 yards and 17 touchdowns. Also had seven carries for 72 yards, two kickoff returns for 61 yards and eight punt returns for 70 yards and one touchdown.
- As a senior in 2015, saw action in 12 games and finished second on the team with 48 receptions for 732 yards and a single-season career-high eight touchdowns. Also registered four punt returns for 70 yards and one touchdown.
- In 2014, played in 12 games and led the team in

receiving for the second consecutive season after catching a single-season career-high 53 passes for 712 yards and four touchdowns.

- As a sophomore in 2013, appeared in 11 games and led the team in receiving after totaling 48 receptions for a single-season career-high 735 yards and five touchdowns.
- Saw action in five games as a freshman in 2012 and caught six passes for 78 yards.

PERSONAL:

- Attended Lee High School in Huntsville, Ala.
- Was a volunteer for the Colts 2016 PLAY 60 Hometown Huddle event.
- Graduated with a bachelor's degree in business management.
- A native of Huntsville, Ala.

GETTING TO KNOW CHESTER ROGERS

Favorite team and/or athlete outside of football: Cleveland Cavaliers

Favorite musician and/or song: Starlito

Hobbies outside of football: Acting

What is something interesting about you that most people may not know: I was a childhood actor and was in four movies, including *Madea's Family Reunion*, *Dirty*, *Reanimated* and *Constellation*

Favorite food: Wings

Favorite vacation spot: St. Thomas, Virgin Islands

If you could have lunch with three people, living or dead, who would they be: Denzel Washington, Jerry Rice and Allen Iverson

Favorite movie: *Batman Trilogy*

What's the one thing you couldn't live without: My mom

2017 GAME-BY-GAME STATISTICS

Date/Opp.	RECEIVING				RUSHING							
	GP	GS	No.	Yards	LG	TD	No.	Yards	LG	TD		
9/10 @ LAR												
9/17 vs. ARI												
9/24 vs. CLE												
10/1 @ SEA												
10/8 vs. SF												
10/16 @ TEN	1	0	0	0.0	0	0	0	0.0	0	0		
10/22 vs. JAX	1	0	2	21	10.5	15	0	0	0.0	0		
10/29 @ CIN	1	0	2	9	4.5	9	0	0	0.0	0		
11/5 @ HOU	1	0	1	17	17.0	17	0	0	0.0	0		
11/12 vs. PIT	1	0	6	104	17.3	61	1	3	3.0	3		
11/26 vs. TEN	1	0	3	34	11.3	19	0	0	0.0	0		
12/3 @ JAX	1	0	4	35	8.8	15	0	-2	-2.0	-2		
12/10 @ BUF	1	1	2	6	3.0	6	0	0	0.0	0		
12/14 vs. DEN												
12/23 @ BAL												
12/31 vs. HOU												
2017 TOTALS	8	1	20	226	11.3	61	1	2	1	0.5	3	0

CAREER REGULAR SEASON STATISTICS

Year	RECEIVING				RUSHING							
	GP	GS	No.	Yards	LG	TD	No.	Yards	LG	TD		
2017 IND	8	1	20	226	11.3	61	1	2	1	0.5	3	0
2016 IND	14	2	19	273	14.4	36	0	0	0	0.0	0	0
TOTAL	22	3	39	499	12.8	61	1	2	1	0.0	3	0

CAREER REGULAR SEASON RETURN STATISTICS

Year	GP	GS	PR	FC	Yards	Avg.	LG	TD	KR	Yards	Avg.	LG	TD
2017 IND	5	0	5	2	19	3.8	17	0	0	0	0.0	0	0
2016 IND	14	2	13	12	119	9.2	30	0	0	0	0.0	0	0
TOTAL	19	2	18	14	138	7.7	30	0	0	0	0.0	0	0

2
P



RIGOBERTO SANCHEZ

6-0 • 195 • HAWAII

NFL EXP: Rookie

HOW ACQUIRED: FA – 2017

BORN: 9/8/94

GP/GS (POSTSEASON): 13/0 (0/0)

CAREER TRANSACTIONS:

- Signed by the Colts as an undrafted free agent on May 4, 2017.

2017 (COLTS):

- In his first career NFL game, recorded six punts for a 50.3 avg. (47.8 net), a long kick of 53 yards and two punts pinned inside the 20-yard line in a Week 1 loss at the Los Angeles Rams (9/10).
- In a Week 2 loss against Arizona (9/17), compiled seven punts for a 43.3 average and a long kick of 53 with three punts pinned inside the 20-yard line. Also added two kickoff touchbacks.
- Posted seven punts for a 45.7 average (42.9 net) with a long kick of 51 yards and two punts pinned inside the 20-yard line in a Week 3 win against Cleveland (9/24). Also contributed with six kickoff touchbacks.
- Finished with six punts for a 41.7 average with two kicks pinned inside the 20 and a long punt of 61 yards in a Week 4 loss at Seattle (10/1). Also added three kickoff touchbacks.
- In a Week 5 win against San Francisco (10/8), recorded four punts for a 47.8 average with a long kick of 56 yards and four punts pinned inside the 20-yard line. Also added two touchbacks on kickoffs.
- Tallied a 53.3 punting average with a net of 48.3 on three kicks during a Week 6 loss at Tennessee (10/16). Also added one special teams tackle.
- Recorded seven punts for a 44.9 average in a Week 7 loss against Jacksonville (10/22). Logged a 58 yard long and pinned four punts inside the 20-yard line.
- In a Week 8 loss at Cincinnati (10/29), recorded four punts for a 45.8 average with a long kick of 51 yards. Also added three kickoff touchbacks and one tackle on a punt return.
- Finished with six punts for a 41.5 average with a long of 50 and one kick pinned inside the 20-yard line in a Week 9 win at Houston (11/5). Also contributed with five touchbacks.
- In a Week 10 loss against Pittsburgh (11/12), notched seven punts for a 46.9 average (45.9 net) with a long kick of 59 yards and two punts pinned inside the 20-yard line. Also contributed with two touchbacks.
- Totaled a 47.0 punting average on five kicks while pinning one punt inside the 20-yard line and recording a long of 54 yards in a Week 12 loss

SINGLE-GAME HIGHS

PUNTS: 7, five times (Last at BUF 12/10/17)

YARDS: 328 vs. PIT (11/12/17)

GROSS AVG.: 53.3 at TEN (10/16/17)

NET AVG.: 48.3 at TEN (10/16/17)

LG: 61 at SEA (10/1/17)

IN20: 4, two times (Last vs. JAX 10/22/17)

KO TB: 6 vs. CLE (9/24/17)

- against Tennessee (11/26).
- Finished with a 46.8 punting average on four kicks in addition to a long punt of 56 yards in a Week 13 loss at Jacksonville (12/3). Also contributed with one kickoff touchback.
- In a Week 14 loss at Buffalo (12/10), notched seven punts for a 38.4 average. Also downed two punts inside the 20-yard line.

COLLEGE:

- Played in 26 games in two seasons (2015-16) at Hawaii. Over his career with the Warriors, served as the team's punter, kicker and kickoff specialist.
- Converted 21-of-24 field goal attempts (87.5 percent) with a long of 55 yards. Compiled 144 punts for 6,457 yards (44.8 avg.) with 49 punts inside the 20-yard line and 45 punts of 50-plus yards. Recorded 39 touchbacks on 93 kickoffs.
- Set Hawaii's career punting average record (44.8).
- Received All-Mountain West honorable mention recognition twice (2015 and 2016) and participated in the NFLPA Collegiate Bowl.
- In 2016, appeared in all 14 games and was a perfect 13-for-13 on field goals, breaking Jason Elam's single-season field goal percentage record. Selected to the team's leadership council and received the Coach Dick Tomey Special Teams MVP Award at the annual Na Koa football banquet.
- Named Mountain West Special Teams Player of the Week on Oct. 10, following his six-punt, two-field goal performance at San José State.
- Saw action in 12 games in 2015 and was one of only five athletes nationally who handled all four kicking duties for their program. Earned Hawaii's Special Teams Player of the Year award.
- In 2015, punted 74 times for 3,335 yards, the second-most season punt yards and fifth-most punts on record at Hawaii. Averaged 45.1 yards per punt, the fourth-best single-season average in

school history. His punting average also ranked third in the Mountain West and 13th nationally.

- Tied the fifth-longest punt in Warriors history with a 73-yarder against Air Force, highlighting a 52.0 yards per punt performance which earned him Ray Guy Punter of the Week honors nationally.
- Prior to Hawaii, played two seasons at Butte College in California. Was named a First Team All-California Region I selection and set a school record for career field goals (22) and the longest converted field goal (54 yards).
- Was second in the California Community College Athletic Association (CCCAA) in scoring in 2013 with 109 points, putting up school records of 76-for-77 on extra points and 11 field goals.
- Made 43-of-44 PATs with 11 field goals in 2012.

PERSONAL:

- Attended Hamilton High School in Hamilton City, Calif.
- Combined for 10 made field goals between his junior and senior campaigns, with 50-of-59 PATs. Made a long field goal of 57 yards.
- Named to the *MaxPreps* California Division IV All-State first-team as a 2012 senior and earned First Team All-Northern Section honors.
- Also lettered twice in soccer and earned all-league honors.
- Was a merit roll student.
- Studied sociology at Hawaii.
- A native of Chico, Calif.

GETTING TO KNOW RIGOBERTO SANCHEZ	
Favorite team and/or athlete outside of football: Lionel Messi	Favorite food: Mexican food
Favorite musician and/or song: Future	Favorite vacation spot: Hawaii
Hobbies outside of football: Playing pool, fishing and playing/watching soccer	If you could have lunch with three people, living or dead, who would they be: Ronaldinho, Adam Vinatieri and Lionel Messi
What is something interesting about you that people may not know: I grew up a soccer player	What's the one thing you couldn't live without: My family

2017 GAME-BY-GAME STATISTICS

Date/Opp.	GP	GS	No.	Yards	Avg.	Net	TB	In20	LG	Blk.
9/10 @ LAR	1	0	6	302	50.3	47.8	0	2	53	0
9/17 vs. ARI	1	0	7	303	43.3	42.4	0	3	53	0
9/24 vs. CLE	1	0	7	320	45.7	42.9	1	2	51	0
10/1 @ SEA	1	0	6	250	41.7	41.7	0	2	61	0
10/8 vs. SF	1	0	4	191	47.8	47.8	0	4	56	0
10/16 @ TEN	1	0	3	160	53.3	48.3	0	0	58	0
10/22 vs. JAX	1	0	7	314	44.9	44.9	0	4	58	0
10/29 @ CIN	1	0	4	183	45.8	30.8	0	0	51	1
11/5 @ HOU	1	0	6	249	41.5	40.8	0	1	50	0
11/12 vs. PIT	1	0	7	328	46.9	45.9	0	2	59	0
11/26 vs. TEN	1	0	5	235	47.0	45.6	0	1	54	0
12/3 @ JAX	1	0	4	187	46.8	41.8	1	0	56	0
12/10 @ BUF	1	0	7	269	38.4	35.6	1	2	47	0
12/14 vs. DEN										
12/23 @ BAL										
12/31 vs. HOU										
2017 TOTALS	13	0	73	3,291	45.1	42.5	3	23	61	1

CAREER REGULAR SEASON STATISTICS

Year	GP	GS	No.	Yards	Avg.	Net	TB	In20	LG	Blk.
2017 IND	13	0	73	3,291	45.1	42.5	3	23	61	1
TOTAL	13	0	73	3,291	45.1	42.5	3	23	61	1

SPECIAL TEAMS TACKLES: 2 (2017 - 2)

93

OLB



JABAAL SHEARD

6-3 • 265 • PITTSBURGH

NFL EXP: 7 (1st Year with Colts)

HOW ACQUIRED: UFA — 2017 (NE)

BORN: 5/10/89

GP/GS (POSTSEASON): 102/72 (5/0)

CAREER TRANSACTIONS:

- Signed by the Colts as an unrestricted free agent on March 10, 2017.
- Signed by the New England Patriots as an unrestricted free agent on March 12, 2015.
- Selected by the Cleveland Browns in the second round (37th overall) of the 2011 NFL Draft.

PRO CAREER:

- Won Super Bowl LI with the Patriots and recorded half a sack and two tackles in the victory.
- Was nominated by the Cleveland Browns for the 2013 Walter Payton Man of the Year Award, an award given annually by the National Football League honoring a player's volunteer and charity work, as well as his excellence on the field.
- Selected to the PFW/PFWA All-Rookie Team in 2011.

2017 (COLTS):

- Made his Colts debut in a Week 1 loss at the Los Angeles Rams (9/10) and finished with one tackle starting at RUSH linebacker.
- Started at RUSH linebacker in a Week 2 loss against Arizona (9/17) and finished with four solo tackles and 1.0 tackle for loss.
- In a Week 3 win against Cleveland (9/24), started at RUSH linebacker, but did not record a tackle.
- Started at RUSH linebacker in a Week 4 loss at Seattle (10/1) and posted seven tackles (five solo), 1.0 sack and two quarterback hits. Logged his first sack as a member of the Colts in the first quarter when he brought down Russell Wilson for a three-yard loss.
- Compiled seven tackles (four solo), 1.5 sacks and two tackles for loss starting at RUSH linebacker in a Week 5 victory against San Francisco (10/8). Split a sack with Jeremiah George at the start of the third quarter and added his first full sack of the game when he brought down Brian Hoyer for a nine-yard loss in the third. Both sacks forced 49ers punts.
- In a Week 6 loss at Tennessee (10/16), started at RUSH linebacker and finished with three tackles (two solo) and two quarterback hits.
- Started at RUSH linebacker in a Week 7 loss against Jacksonville (10/22) and tallied three tackles (two solo).

SINGLE-GAME HIGHS

TACKLES: 9 vs. BAL (12/4/11)

SACKS: 2.0, six times (Last: at HOU 11/5/17)

FF: 2, two times (Last: at HOU 11/5/17)

FR: 1, two times (Last: at MIN 9/22/13)

INT: 0

PD: 3 vs. LAR (12/4/16)

- Started at RUSH linebacker in a Week 8 loss at Cincinnati (10/29) and finished with 1.0 tackle for loss and one pass defended.
- In a Week 9 win at Houston (11/5), started at RUSH linebacker and compiled four tackles (three solo), 2.0 sacks, two forced fumbles and four quarterback hits. Logged sack number 3.5 on the season and forced a fumble on the play when he brought down Tom Savage for a six-yard loss in the second quarter. The sack led to a Texans punt. Clinched the win for the Colts when he sacked Savage on the last play of the game and forced a fumble. The ball was recovered by Barkevious Mingo as the clock hit 0:00.
- Finished with six tackles (four solo), 1.0 tackle for loss and one quarterback hit starting at RUSH linebacker in a Week 10 loss against Pittsburgh (11/12).
- Started at RUSH linebacker in a Week 12 loss against Tennessee (11/26) and tallied two solo tackles.
- Posted two tackles (one solo) starting at RUSH linebacker in a Week 13 loss at Jacksonville (12/3).
- In a Week 14 loss at Buffalo (12/10), started at RUSH linebacker and totaled three tackles (two solo).

2016 (PATRIOTS):

- Competed in 15 games (eight starts) and totaled 33 tackles (20 solo), 5.0 sacks, 7.0 tackles for loss, 10 quarterback hits and four passes defended.
- Recorded four solo tackles including 3.0 tackles for loss after making a start at right defensive end in a win at Arizona (9/11).
- Sacked Brock Osweiler twice for 21 yards in a win against Houston (9/22) to mark the fifth multiple-sack game of his career and his second consecutive 2.0-sack game against the Texans. Also added three solo tackles.

- Registered a second consecutive game with a sack after bringing down Tyrod Taylor for two yards against Buffalo (10/2). Also contributed three solo tackles.
- Posted five tackles (three solo), one quarterback hit and three passes defended in a win against Los Angeles (12/4).
- Logged four tackles (one solo), including 1.0 sack, 1.0 tackle for loss and two quarterback hits as a reserve defensive end in a win at Denver (12/18).
- Combined for three tackles in the win against Pittsburgh in the AFC Championship Game (1/22).
- Contributed on defense with two tackles (one solo) and half a sack of Matt Ryan in a win over Atlanta in Super Bowl LI (2/5/17).

2015 (PATRIOTS):

- Appeared in 13 games (one start) and tallied 37 tackles (28 solo), 8.0 sacks, 9.0 tackles for loss, 12 quarterback hits, four forced fumbles and two passes defended.
- Appeared in both playoff contests and produced nine tackles (seven solo).
- Recorded his first sack as a Patriot in the season opener against Pittsburgh (9/10).
- Logged 2.0 sacks for 15 yards and three tackles in the win at Dallas (10/11), marking the third multiple-sack game of his NFL career and his first with the Patriots.
- Registered four solo tackles and strip-sacked Brian Hoyer twice, including one that was recovered by New England deep in Houston territory. The turnover resulted in a Patriots touchdown in a win at Houston (12/13). This marked his fourth career multiple-sack game with 2.0 sacks and he also contributed three quarterback hits and 1.0 tackle for loss.
- Produced five tackles (four solo) and strip sacked Ryan Fitzpatrick, allowing Jamie Collins to recover the loose ball and return it for a touchdown at the New York Jets (12/27).
- Made his first start as a Patriot and posted two assisted tackles and one quarterback hit at Miami (1/3).
- Recorded three tackles (two solo) against Kansas City in the AFC Divisional playoff game (1/16).
- Posted six tackles (five solo) in a loss to Denver (1/24) in the AFC Championship Game.

2014 (BROWNS):

- Appeared in all 16 games (five starts), compiling 44 tackles (25 solo), 2.0 sacks, 4.0 tackles for loss, six quarterback hits and three passes defended.
- Produced a season-best six tackles (three solo) and one pass defended against New Orleans (9/14).
- Combined for three tackles (two solo), including 1.0 sack, 1.0 tackle for loss, one quarterback hit and one pass defended at Tennessee (10/5).
- Totaled five tackles (one solo) at Cincinnati (11/6).

A LIFE SAVED BY BRAVERY

At the age of 11, Sheard was awarded a bravery medal after he helped an elderly woman escape from her burning home in Florida.

Sheard was with friends riding their bikes when the group saw smoke and rushed to the scene. As they approached the house, bystanders were watching. Sheard and his friends raced home, called the police and then rushed back to the house. Not knowing if anyone was inside, they tried to break in. Firefighters then arrived on scene and managed to open a door where they found the elderly woman unconscious on the floor of her kitchen.

Sheard and his friends were told that their actions saved the woman's life.

2013 (BROWNS):

- Started all 13 games played, tallying 36 tackles (19 solo), including 5.5 sacks, 5.0 tackles for loss, nine quarterback hits, one forced fumble, one fumble recovery and four passes defended.
- Was the team's nominee for the Walter Payton Man of the Year award.
- Posted a season-high eight tackles (three solo), including half a sack, 1.0 tackle for loss, one quarterback hit and one pass defended at Baltimore (9/15).
- Totaled four tackles (two solo), including 1.0 sack, 1.0 tackle for loss and two quarterback hits against Chicago (12/15).
- Finished the season with four tackles (three solo) and one pass defended at Pittsburgh (12/29).

2012 (BROWNS):

- Started all 16 games and tied a career-high with 55 tackles (38 solo), including 7.0 sacks, 9.0 tackles for loss, 10 quarterback hits, one forced fumble and three passes defended.
- Recorded six tackles (four solo), including 1.0 sack, 2.0 tackles for loss and one quarterback hit at Baltimore (9/27).
- Posted a season-high eight tackles (four solo), including 1.0 sack, 1.0 tackle for loss and one quarterback hit against Baltimore (11/4).
- Registered seven tackles (five solo) at Denver (12/23).
- Ended the season with a multiple-sack outing at Pittsburgh (12/30) as he dialed up five tackles (three solo), including 2.0 sacks, 2.0 tackles for loss and two quarterback hits.

2011 (BROWNS):

- Started all 16 games as a rookie, recording career highs in tackles (55), solo tackles (40), sacks (8.5) and forced fumbles (five). Also contributed nine quarterback hits, 9.0 tackles for loss, one fumble recovery and two passes defended.

- His 55 tackles and 8.5 sacks both ranked third among all NFL rookies while his five forced fumbles tied for third most in the NFL.
- Named to the PFW/PFWA All-Rookie team.
- Compiled a career-high nine tackles (six solo), including 1.0 sack, 1.0 tackle for loss, one forced fumble and one pass defended against Baltimore (12/4).
- Registered his first career multiple-sack game after a 2.0-sack performance at Arizona (12/18).
- Finished his rookie campaign with a six-tackle (four solo) performance against Pittsburgh (1/1). Added 1.0 sack, 1.0 tackle for loss and two quarterback hits.

COLLEGE:

- Started 37-of-47 career games over four years (2007-2010) at Pittsburgh, tallying 142 tackles, 19.5 sacks, five forced fumbles and two fumble recoveries.
- Named a consensus First Team All-America and First Team All-Big East choice and was the Big East Conference Defensive Player of the Year in 2010.
- Posted 52 tackles, 9.0 sacks, four forced fumbles and two fumble recoveries in 12 games while serving as a team captain as a senior in 2010.
- Earned Second Team All-Big East honors as a junior in 2009 after starting all 13 games and registering 42 tackles, 5.0 sacks, 10.5 tackles for loss and a team-high 12 quarterback hits.
- Started all 13 games as a sophomore in 2008, finishing with 45 tackles, 5.5 sacks, 10.5 tackles for loss, one forced fumble and one fumble recovery.
- Played in nine games and produced three tackles and two passes defended as a true freshman in 2007.

PERSONAL:

- Attended Hollywood Hills (Fla.) High School, where he played football and competed in track, participating in the 200 meter and shot put.
- Was an All-Broward County defensive lineman who had 54 tackles and 11.0 sacks as a senior.
- Earned All-Broward County honors in the shot put, placing fourth in the state finals.
- Awarded a bravery medal at the age of 11 after he helped an elderly woman escape from her burning home in Florida.
- Majored in administration of justice.
- Has a son, Jaiden.
- A native of Hollywood Hills, Fla.

GETTING TO KNOW JABAAL SHEARD

Favorite musician and/or song: Meek Mill - "Blue Notes"

Hobbies outside of football: Basketball and fishing

Favorite food: Baked macaroni and cheese from scratch

Favorite vacation spot: Punta Cana

Favorite movie: *Scarface*

What's the one thing you couldn't live without: My phone

2017 GAME-BY-GAME STATISTICS

Date/Opp.	GP	GS	Solo	Asst.	Total	Sacks	PD	FF	FR	INT	Yds	Avg.	LG	TD
9/10 @ LAR	1	1	1	0	1	0.0	0	0	0	0	0	0.0	0	0
9/17 vs. ARI	1	1	4	0	4	0.0	0	0	0	0	0	0.0	0	0
9/24 vs. CLE	1	1	0	0	0	0.0	0	0	0	0	0	0.0	0	0
10/1 @ SEA	1	1	5	2	7	1.0	0	0	0	0	0	0.0	0	0
10/8 vs. SF	1	1	3	3	6	1.5	0	0	0	0	0	0.0	0	0
10/16 @ TEN	1	1	2	1	3	0.0	0	0	0	0	0	0.0	0	0
10/22 vs. JAX	1	1	2	1	3	0.0	0	0	0	0	0	0.0	0	0
10/29 @ CIN	1	1	1	0	1	0.0	1	0	0	0	0	0.0	0	0
11/5 @ HOU	1	1	3	1	4	2.0	2	0	0	0	0	0.0	0	0
11/12 vs. PIT	1	1	4	2	6	0.0	0	0	0	0	0	0.0	0	0
11/26 vs. TEN	1	1	2	0	2	0.0	0	0	0	0	0	0.0	0	0
12/3 @ JAX	1	1	1	1	2	0.0	0	0	0	0	0	0.0	0	0
12/10 @ BUF	1	1	2	1	3	0.0	0	0	0	0	0	0.0	0	0
12/14 vs. DEN														
12/23 @ BAL														
12/31 vs. HOU														
2017 TOTALS	13	13	30	12	42	4.5	1	2	0	0	0	0.0	0	0

CAREER REGULAR SEASON STATISTICS

Year	GP	GS	Solo	Asst.	Total	Sacks	PD	FF	FR	INT	Yds	Avg.	LG	TD
2017 IND	13	13	30	12	42	4.5	1	2	0	0	0	0.0	0	0
2016 NE	15	8	20	13	33	5.0	4	0	0	0	0	0.0	0	0
2015 NE	13	1	28	9	37	8.0	2	4	0	0	0	0.0	0	0
2014 CLE	16	5	25	19	44	2.0	3	0	0	0	0	0.0	0	0
2013 CLE	13	13	19	17	36	5.5	4	1	1	0	0	0.0	0	0
2012 CLE	16	16	38	17	55	7.0	3	1	0	0	0	0.0	0	0
2011 CLE	16	16	40	15	55	8.5	2	5	1	0	0	0.0	0	0
TOTAL	102	72	200	102	302	40.5	19	13	2	0	0	0.0	0	0

CAREER POSTSEASON STATISTICS

Year	GP	GS	Solo	Asst.	Total	Sacks	PD	FF	FR	INT	Yds	Avg.	LG	TD
2016 NE	3	0	2	5	7	0.5	0	0	0	0	0	0.0	0	0
2015 NE	2	0	7	2	9	0.0	0	0	0	0	0	0.0	0	0
TOTAL	5	0	9	7	16	0.5	0	0	0	0	0	0.0	0	0

51

OLB

JOHN SIMON



6-1 • 250 • OHIO STATE

NFL EXP: 5 (1st Year with Colts)

HOW ACQUIRED: UFA – 2017 (HOU)

BORN: 10/14/90

GP/GS (POSTSEASON): 54/22 (1/0)

CAREER TRANSACTIONS:

- Signed by the Colts as an unrestricted free agent on March 10, 2017.
- Signed to the Houston Texans active roster from the Baltimore Ravens practice squad on October 7, 2014.
- Signed to the Ravens practice squad on August 31, 2014.
- Released by Baltimore on August 30, 2014.
- Selected by the Ravens in the fourth round (129th overall) of the 2013 NFL Draft.

2017 (COLTS):

- Made his Colts debut and started at strongside linebacker in a Week 1 loss at the Los Angeles Rams (9/10). Finished with five tackles (four solo) and 1.0 tackle for loss. Also contributed with one tackle on special teams.
- In a Week 2 loss against Arizona (9/17), started at strongside linebacker and finished with five tackles (four solo), 1.0 sack and three quarterback hits. Recorded his first sack as a member of the Colts and the 11th of his career when he dropped Carson Palmer on Arizona's opening offensive drive. The sack led to a Cardinals punt.
- Started at strongside linebacker in a Week 3 win against Cleveland (9/24) and recorded six tackles (four solo), 1.0 sack, 2.0 tackles for loss and four quarterback hits. Logged the team's first sack of the game on Cleveland's second offensive series. He dropped DeShone Kizer for a seven-yard loss on third down to force a punt.
- Finished with four tackles (one solo) in a Week 4 loss at Seattle (10/1).
- In a Week 5 win against San Francisco (10/8), started at strongside linebacker and tallied six tackles (four solo), 0.5 tackles for loss and one quarterback hit.
- Started at strongside linebacker in a Week 6 loss at Tennessee (10/16) and led the team with 11 tackles (six solo) while adding 1.0 sack and his first career interception which he returned for a 26-yard touchdown. It was his first career touchdown and it gave the Colts at 19-9 lead in the third quarter.
- Recorded one tackle and one quarterback hit starting at strongside linebacker in a Week 7 loss

SINGLE-GAME HIGHS

TACKLES: 11 at TEN (10/16/17)

SACKS: 1.5 vs. KC (9/18/16)

FF: 1 vs. KC (9/18/16)

FR: 1 vs. NE (12/13/15)

INT: 1 at TEN (10/16/17)

PD: 1, three times (Last at JAX 11/13/16)

against Jacksonville (10/22). Left the game with a stinger injury.

- Was inactive for a Week 8 loss at Cincinnati (10/29).
- Listed as inactive for a Week 9 win at Houston (11/5).
- Was inactive for a Week 10 loss against Pittsburgh (11/12).
- Started at strongside linebacker in a Week 12 loss against Tennessee (11/26) and posted one tackle.
- Finished with three tackles (two solo) and 1.0 tackle for loss starting at strongside linebacker in a Week 13 loss at Jacksonville (12/3).
- Placed on Injured Reserve on December 5.

2016 (TEXANS):

- Appeared in 11 games (five starts) and recorded a career-high 51 tackles (32 solo), 3.5 sacks, 4.0 tackles for loss, 10 quarterback hits, one forced fumble and two passes defended.
- Matched a career-high and led the team with six tackles (five solo), including 1.0 sack and added two quarterback hits in the season opener against Chicago (9/11).
- Set career marks with 1.5 sacks and a forced fumble, while tying single-game career highs with six tackles (four solo) and three quarterback hits against Kansas City (9/18).
- Posted a career-high nine tackles (four solo) against Indianapolis (10/16).
- Led the team with eight tackles (six solo) and added one quarterback hit against Detroit (10/30).
- Set single-game (2.0) and single-season (4.0) career highs for tackles for loss at Jacksonville (11/13).

2015 (TEXANS):

- Played in 16 games (eight starts) and registered 49 tackles (36 solo), a career-best 5.0 sacks, 11

quarterback hits, 3.0 tackles for loss, one fumble recovery and four special teams stops.

- Recorded his first sack of the season after bringing down Blake Bortles for an eight-yard loss at Jacksonville (10/18).
- Totaled six tackles (four solo), including 1.0 sack at Miami (10/25).
- Matched his season high of six tackles (five solo) and added one quarterback hit at Buffalo (12/6).
- Finished the season with five tackles (four solo), including half a sack and one quarterback hit against Jacksonville (1/3).

2014 (TEXANS/RAVENS):

- Started the season on the Baltimore Ravens practice squad prior to being signed to the Texans active roster for the remainder of the season.
- Saw action in 11 games, combining for nine tackles (four solo), 1.5 sacks, 2.0 tackles for loss, six quarterback hits, one pass defended and three special teams tackles.
- Recorded two tackles (one solo), including 1.0 sack and one special teams tackle in his Texans debut against Indianapolis (10/9).
- Produced a season-high three tackles (two solo), 1.0 tackle for loss and one quarterback hit against Tennessee (11/30).

2013 (RAVENS):

- Saw action in seven games and recorded four special teams tackles in his rookie season.

COLLEGE:

- Started 37-of-50 games played over the course of four seasons at Ohio State, tallying 154 tackles (81 solo), 43.0 tackles for loss, 20.5 sacks and 10 passes defended.
- Has the distinction of being only the eighth two-time captain in school history and the first since James Laurinaitis in 2008 and 2009.
- Twice named a semifinalist for the prestigious Lott IMPACT Award and in 2012 he was a finalist for the Fellowship of Christian Athlete's Bobby Bowden Award.
- Capped his career being named the Big Ten Conference's 2012 Nagurski-Woodson Defensive Player of the Year and was also named the Big Ten's 2012 Smith-Brown Defensive Lineman of the Year after leading the conference in quarterback sacks (9.0) and ranking second with 14.5 tackles for loss.
- His sacks and tackles for loss each ranked among the top 25 nationally and those numbers also boosted Simon to No. 7 all-time at Ohio State in both categories, with 20.5 sacks and 43.0 tackles for loss.
- Named an All-Big Ten selection by both the media and the coaches and was a Third Team Associated Press All-America choice as both a junior and a senior.

- In 2012, was a Second Team Walter Camp All-America choice and was voted as Ohio State's team MVP.
- Honored with Ohio State's Bill Willis Award as the team's outstanding defensive player as a junior after leading the Buckeyes with 7.0 sacks and 16.0 tackles for loss, figures that ranked fifth and seventh, respectively, in the Big Ten Conference.
- As a true sophomore in 2010, he played in and started all 13 games and was named an Honorable Mention All-Big Ten choice.
- Played in all 13 games as a true freshman in 2009, recording 16 tackles on the season and was honored with the First Year Defensive Player Award.

PERSONAL:

- Attended Cardinal Mooney High School in Youngstown, Ohio where he was a two-time all-state honoree and the state's Division IV and northeast Ohio's Defensive Player of the Year as a senior when he posted 148 tackles, 13.0 tackles for loss, 11.0 sacks and three forced fumbles.
- Helped his squad to three state title games and a regional semifinals appearance.
- Played in the U.S. Army All-American game.
- Was a member of the National Honor Society and was a Cardinal Mooney Ambassador.
- Majored in sports and leisure studies.
- Born in Youngstown, Ohio.

GETTING TO KNOW JOHN SIMON

Favorite musician and/or song: Pearl Jam
Hobbies outside of football: My dogs take up most of my time when I'm not with my son
Favorite food: Steak and eggs for dinner

Favorite vacation spot: New Zealand
What's the one thing you couldn't live without: My family. They're my whole world and they keep me motivated.

2017 GAME-BY-GAME STATISTICS

Date/Opp.	GP	GS	Solo	Asst.	Total	Sacks	PD	FF	FR	INT	Yds	Avg.	LG	TD
9/10 @ LAR	1	1	4	1	5	0.0	0	0	0	0	0	0.0	0	0
9/17 vs. ARI	1	1	4	1	5	1.0	0	0	0	0	0	0.0	0	0
9/24 vs. CLE	1	1	4	2	6	1.0	0	0	0	0	0	0.0	0	0
10/1 @ SEA	1	1	1	3	4	0.0	0	0	0	0	0	0.0	0	0
10/8 vs. SF	1	1	4	2	6	0.0	0	0	0	0	0	0.0	0	0
10/16 @ TEN	1	1	6	5	11	1.0	1	0	0	1	26	26.0	26	1
10/22 vs. JAX	1	1	1	0	1	0.0	0	0	0	0	0	0.0	0	0
10/29 @ CIN	INACTIVE													
11/5 @ HOU	INACTIVE													
11/12 vs. PIT	INACTIVE													
11/26 vs. TEN	1	1	1	0	1	0.0	0	0	0	0	0	0.0	0	0
12/3 @ JAX	1	1	2	1	3	0.0	0	0	0	0	0	0.0	0	0
12/10 @ BUF	INJURED RESERVE													
12/14 vs. DEN														
12/23 @ BAL														
12/31 vs. HOU														
2017 TOTALS	9	9	27	15	42	3.0	1	0	0	1	26	26.0	26	1

CAREER REGULAR SEASON STATISTICS

Year	GP	GS	Solo	Asst.	Total	Sacks	PD	FF	FR	INT	Yds	Avg.	LG	TD
2017 IND	9	9	27	15	42	3.0	1	0	0	1	26	26.0	26	1
2016 HOU	11	5	32	19	51	3.5	2	1	0	0	0	0.0	0	0
2015 HOU	16	8	36	13	49	5.0	0	0	1	0	0	0.0	0	0
2014 HOU	11	0	4	5	9	1.5	1	0	0	0	0	0.0	0	0
2013 BAL	7	0	0	0	0	0.0	0	0	0	0	0	0.0	0	0
TOTAL	54	22	99	52	151	13.0	4	1	1	1	26	26.0	26	1

CAREER POSTSEASON STATISTICS

Year	GP	GS	Solo	Asst.	Total	Sacks	PD	FF	FR	INT	Yds	Avg.	LG	TD
2015 HOU	1	0	5	3	8	0.0	0	0	0	0	0	0.0	0	0
TOTAL	1	0	5	3	8	0.0	0	0	0	0	0	0.0	0	0

SPECIAL TEAMS TACKLES: 12 (2017 - 1, 2015 - 4, 2014 - 3, 2013 - 4)

90

DT

GROVER STEWART



6-4 • 333 • ALBANY STATE

NFL EXP: Rookie

HOW ACQUIRED: D4 – 2017 (144th overall)

BORN: 10/20/93

GP/GS (POSTSEASON): 11/0 (0/0)

CAREER TRANSACTIONS:

- Selected by the Colts in the fourth round (144th overall) of the 2017 NFL Draft.

2017 (COLTS):

- Was inactive for a Week 1 loss at the Los Angeles Rams (9/10).
- Saw action in his first career NFL game in a Week 2 loss against Arizona (9/17), but did not record a tackle.
- Competed on special teams in a Week 3 win against Cleveland (9/24).
- Recorded his first career tackle and saw action on special teams in a Week 4 loss at Seattle (10/1).
- Played on special teams in a Week 5 win against San Francisco (10/8).
- In a Week 6 loss at Tennessee (10/16), finished with one tackle.
- Posted four tackles (two solo) in a Week 7 loss against Jacksonville (10/22).
- Competed on special teams in a Week 8 loss at Cincinnati (10/29).
- Finished with two tackles in a Week 9 win at Houston (11/5).
- In a Week 10 loss against Pittsburgh (11/12), notched one tackle.
- Compiled two tackles (one solo) in a Week 12 loss against Tennessee (11/26).
- Competed on the defensive line and special teams in a Week 13 loss at Jacksonville (12/3), but did not record a tackle.
- In a Week 14 loss at Buffalo (12/10), notched four solo tackles.

COLLEGE:

- Played in 39 games (19 starts) and totaled 141 tackles (90 solo), 35.5 tackles for loss, 27.0 sacks, five passes defended and two forced fumbles.
- Was a four-time First Team SIAC All-Conference honoree.
- Participated in the 2017 NFLPA Collegiate Bowl.
- Named the Most Valuable Player for football and the ASU Athlete of the Year at the 2016 Albany State sports banquet.
- Also was a member of the Albany State men's track and field team for three years, competing in the shot

SINGLE-GAME HIGHS

TACKLES: 4, two times (Last: at BUF 12/10/17)

SACKS: 0

FF: 0

FR: 0

INT: 0

PD: 0

put and discus. Won the 2014 SIAC Championship as member of program.

- Started all nine games in 2016 and tallied 37 tackles (26 solo), 12.0 tackles for loss, 7.5 sacks, two passes defended and one forced fumble.
- Named the Most Valuable Player for football and the ASU Athlete of the Year at the Albany State sports banquet.
- Earned First Team SIAC All-Conference honors.
- Started all 10 games in 2015 and totaled 29 tackles (19 solo), 15.0 tackles for loss, 7.0 sacks and one pass defended.
- Earned First Team SIAC All-Conference honors.
- Saw action in all 10 games in 2014 and registered 39 tackles (24 solo) and 7.5 sacks.
- Earned First Team SIAC All-Conference honors.
- In 2013, participated in all 10 games and compiled 36 tackles (21 solo), 8.5 tackles for loss, 5.0 sacks, two passes defended and one forced fumble.
- Earned First Team SIAC All-Conference honors.

PERSONAL:

- Attended Mitchell County High School in Camilla, Ga. where he played football and participated in track.
- Earned his bachelor's degree in criminal justice from Albany State in December of 2016.
- A native of Camilla, Ga.

GETTING TO KNOW GROVER STEWART

Favorite team and/or athlete outside of football:

LeBron James

Favorite musician and/or song: Gucci Mane

Hobbies outside of football: Fishing, riding four wheelers and working on cars

What is something interesting about you that most people may not know: In high school, I ran the 100 meter in track

Favorite food: Wings and hamburgers

Favorite vacation spot: Pensacola, Fla.

If you could have lunch with three people, living or dead, who would they be: My grandma, my granddad and my son

Favorite movie: *Get Out*

What's the one thing you couldn't live without: My parents

2017 GAME-BY-GAME STATISTICS

Date/Opp.	GP	GS	Solo	Asst.	Total	Sacks	PD	FF	FR	INT	Yds	Avg.	LG	TD	
9/10 @ LAR															
INACTIVE															
9/17 vs. ARI	1	0	0	0	0	0.0	0	0	0	0	0	0.0	0	0	0
9/24 vs. CLE	1	0	0	0	0	0.0	0	0	0	0	0	0.0	0	0	0
10/1 @ SEA	1	0	0	1	1	0.0	0	0	0	0	0	0.0	0	0	0
10/8 vs. SF	1	0	0	0	0	0.0	0	0	0	0	0	0.0	0	0	0
10/16 @ TEN	1	0	1	0	1	0.0	0	0	0	0	0	0.0	0	0	0
10/22 vs. JAX	1	0	2	2	4	0.0	0	0	0	0	0	0.0	0	0	0
10/29 @ CIN	1	0	0	0	0	0.0	0	0	0	0	0	0.0	0	0	0
11/5 @ HOU	1	0	1	1	2	0.0	0	0	0	0	0	0.0	0	0	0
11/12 vs. PIT	1	0	0	1	1	0.0	0	0	0	0	0	0.0	0	0	0
11/26 vs. TEN	1	0	1	1	2	0.0	0	0	0	0	0	0.0	0	0	0
12/3 @ JAX	1	0	0	0	0	0.0	0	0	0	0	0	0.0	0	0	0
12/10 @ BUF	1	0	4	0	4	0.0	0	0	0	0	0	0.0	0	0	0
12/14 vs. DEN															
12/23 @ BAL															
12/31 vs. HOU															
2017 TOTALS	12	0	9	6	15	0.0	0	0	0	0	0	0.0	0	0	0

CAREER REGULAR SEASON STATISTICS

Year	GP	GS	Solo	Asst.	Total	Sacks	PD	FF	FR	INT	Yds	Avg.	LG	TD
2017 IND	12	0	9	6	15	0.0	0	0	0	0	0	0.0	0	0
TOTAL	12	0	9	6	15	0.0	0	0	0	0	0	0.0	0	0

86

TE

ERIK SWOOPE



6-5 • 258 • MIAMI (FL)

NFL EXP: 2 (2nd Year with Colts)

HOW ACQUIRED: FA – 2014

BORN: 5/8/92

GP/GS (POSTSEASON): 17/4 (0/0)

CAREER TRANSACTIONS:

- Placed on Injured Reserve by the Colts on September 4, 2017.
- Signed by the Colts to the active roster from the practice squad on December 30, 2015.
- Signed to the Colts practice squad on September 6, 2015.
- Waived by the Colts on September 5, 2015.
- Signed by the Colts to a reserve/future contract on January 19, 2015.
- Signed to the Colts practice squad on September 1, 2014.
- Waived by the Colts on August 30, 2014.
- Signed by the Colts as an undrafted free agent on May 13, 2014.

2017 (COLTS):

- Placed on Injured Reserve on September 4.

2016 (COLTS):

- Competed in all 16 games (four starts) for the first time in his career and caught 15 passes for 297 yards (19.8 avg.), a long catch of 45 yards and one touchdown. Also had six special teams tackles.
- Made his first career NFL start at tight end in a Week 2 loss at Denver (9/18). Did not record a catch.
- Recorded his first career NFL reception, a 35-yard gain, which set up a Colts field goal in the fourth quarter of a Week 6 loss at Houston (10/16). Finished the game with two catches for 42 yards.
- Started at tight end in a Week 7 win at Tennessee (10/23) and caught two passes for 51 yards with a long catch of 34 yards.
- Caught two passes for 30 yards starting at tight end in a Week 8 loss against Kansas City (10/30).
- Was on the receiving end of punter Pat McAfee's fake punt pass, which went for a 35-yard gain and led to a touchdown in a Week 12 loss against Pittsburgh (11/24).
- Caught a career-high three passes for 50 yards and one touchdown in a Week 15 victory at Minnesota (12/18). Brought in his first career touchdown on a 27-yard grab in the second quarter to give the Colts a 17-0 lead. He also contributed with a 16-yard reception on the previous play.
- In a Week 16 loss at Oakland, contributed with a

SINGLE-GAME HIGHS

REC: 3 at MIN (12/18/16)

YARDS: 51 at TEN (10/23/16)

TDS: 1 at MIN (12/18/16)

LG: 45 at OAK (12/24/16)

RUSH: 0

YARDS: 0

TDS: 0

LG: 0

BASKETBALL BACKGROUND

Swoope was a four-year standout on the University of Miami basketball team and had not played any organized football prior to his rookie season in 2014. With the Hurricanes, he started 27 games and totaled 291 career points, 186 rebounds, 37 steals, 31 assists and 25 blocks in 1,190 minutes.



career-long 45-yard reception.

2015 (COLTS):

- Spent the first 15 games of the season on the Colts practice squad.
- Made his NFL debut at tight end and on special teams during the team’s Week 17 victory against Tennessee (1/3/16).

2014 (COLTS):

- Spent the entire season on the Colts practice squad.

COLLEGE:

- Was a four-year standout on the University of Miami basketball team.
- Did not play organized football at any level of his athletic career, but his athleticism gave him the chance to make the transition to football similar to the paths of former Colts tight end Marcus Pollard and San Diego Chargers tight end Antonio Gates.
- With the Hurricanes, started 27-of-110 games and totaled 291 career points, 186 rebounds, 37 steals, 31 assists and 25 blocks in 1,190 minutes.
- Connected on 51.9 percent from the field and 57.7 percent from the free throw line.

PERSONAL:

- Attended Harvard-Westlake High School in Studio City, Calif.
- Was named a Mission League Most Valuable Player by the *Los Angeles Daily News*. The paper also referred to him as the “most dominant boys basketball player” in the San Fernando Valley.
- As a senior, averaged 21.8 points, 8.9 rebounds, 1.6 assists and 1.5 blocks per game, converting 71 percent from the foul line.
- Registered 16 games of 20-or-more points, including

- eight games with 30-plus points.
- Participated in the Colts Day in Schools event.
- Helped construct a new playground as part of the 2016 Colts PLAY 60 playground build event.
- Distributed Thanksgiving meals in 2016 as part of the team’s Hunger Relief effort.
- Son of Gerald and Denise Swoope. Has an older brother, Devin.
- A native of Lake Elsinore, Calif.

GETTING TO KNOW ERIK SWOOPE

Favorite team and/or athlete outside of football:

Los Angeles Lakers and Kobe Bryant

Favorite musician and/or song: G-Eazy feat. E-40 – “Far Alone”

Hobbies outside of football: Yoga

What is something interesting about you that most people may not know: I used to compete in dog shows with my aunt

Favorite food: Baked brie from Perricone’s in Miami, Fla.

Favorite vacation spot: I dream to one day go to the Maldives

If you could have lunch with three people, living or dead, who would they be: Kobe Bryant, Erykah Badu and Dave Chappelle

Favorite movie: *Pulp Fiction*

What’s the one thing you couldn’t live without: Trader Joe’s

CAREER REGULAR SEASON STATISTICS

Year	RECEIVING					RUSHING						
	GP	GS	No.	Yards	Avg.	LG	TD	No.	Yards	Avg.	LG	TD
2017 IND	INJURED RESERVE											
2016 IND	16	4	15	297	19.8	45	1	0	0	0.0	0	0
2015 IND	1	0	0	0	0.0	0	0	0	0	0.0	0	0
2014 IND	PRACTICE SQUAD											
TOTAL	17	4	15	297	19.8	45	1	0	0	0.0	0	0

SPECIAL TEAMS TACKLES: 4 (2016 - 4)

16

QB

SCOTT TOLZIEN



6-2 • 215 • WISCONSIN

NFL EXP: 7 (2nd Year with Colts)

HOW ACQUIRED: UFA – 2016 (GB)

BORN: 9/4/87

GP/GS (POSTSEASON): 10/4 (0/0)

CAREER TRANSACTIONS:

- Signed by the Colts as an unrestricted free agent on March 11, 2016.
- Signed by the Green Bay Packers to the active roster from the practice squad on November 6, 2013.
- Signed to the Packers practice squad on September 2, 2013.
- Released by the San Francisco 49ers on August 26, 2013.
- Claimed off waivers (San Diego) by the 49ers on September 4, 2011.
- Released by the San Diego Chargers on September 3, 2011.
- Signed by the Chargers as an undrafted free agent on July 26, 2011.

2017 (COLTS):

- In a Week 1 loss at the Los Angeles Rams (9/10), started at quarterback and completed 9-of-18 passes for 128 yards.
- Was active, but did not play in a Week 2 loss against Arizona (9/17).
- Listed as active, but did not play in a Week 3 win against Cleveland (9/24).
- Was active, but did not play in a Week 4 loss at Seattle (10/1).
- Listed as active, but did not play in a Week 5 victory against San Francisco (10/8).
- Was active for a Week 6 loss at Tennessee (10/16), but did not play.
- Listed as active, but did not play in a Week 7 loss against Jacksonville (10/22).
- Was active, but did not play in a Week 8 loss at Cincinnati (10/29).
- Listed as active, but did not play in a Week 9 win at Houston (11/5).
- Was active, but did not participate in a Week 10 loss against Pittsburgh (11/12).
- Listed as active, but did not play in a Week 12 loss against Tennessee (11/26).
- Was active, but did not play in a Week 13 loss at Jacksonville (12/3).
- Listed as active, but did not play in a Week 14 loss at Buffalo (12/10).

SINGLE-GAME HIGHS

ATT: 39 vs. PHI (11/10/13)

COMP: 24, two times (Last: at NYG 11/17/13)

YARDS: 339 at NYG (11/17/13)

TDS: 1, two times (Last: vs. PIT 11/24/16)

LG: 52 at NYG (11/17/13)

RATING: 83.3 at ARZ (12/27/15)

RUSH: 3, two times (Last: at NYJ 12/5/16)

YARDS: 25 vs. MIN (11/24/13)

TDS: 1 vs. MIN (11/24/13)

LG: 19, two times (Last: vs. MIN 11/24/13)

2016 (COLTS):

- Saw action in three contests (one start) and completed 23-of-37 passes for 216 yards, one touchdown and two interceptions for a 64.7 passer rating. Was active, but did not play in 13 other contests.
- Started his third career game under center and his first since a Nov. 24, 2013 tie against Minnesota as a member of the Green Bay Packers in a Week 12 loss against Pittsburgh (11/24). Completed 22-of-36 passes for 205 yards, one touchdown and one interception for a 62.8 passer rating. Cut the Steelers lead to 14-7 with his five-yard touchdown pass to Donte Moncrief in the second quarter. It was his second career touchdown and his first since Nov. 10, 2013 as a member of the Packers.
- In a Week 13 victory at the New York Jets (12/5), entered the game in the fourth quarter and completed one pass for 11 yards. Also added three rushes.
- Saw action in a Week 15 victory at Minnesota (12/18), but did not throw a pass.

2015 (PACKERS):

- Saw limited action in three games while serving as the team's backup quarterback in all 16 contests.
- Completed his lone pass attempt of the season to tight end Andrew Quarless for four yards during the fourth quarter of a Week 16 loss at Arizona (12/27).

2014 (PACKERS):

- Spent the entire season on the active roster, but was inactive for the season's first 15 games.
- Was active, but did not see action during the team's

regular season finale and two postseason contests.

2013 (PACKERS):

- Spent the first nine weeks of the season on the practice squad before being promoted to the active roster and appearing in three games (two starts). Completed 55-of-90 passes for 717 yards and one touchdown and added five carries for 55 yards and one touchdown on the ground.
- In a Week 10 loss against Philadelphia (11/10), came off the bench early in the game to replace injured backup quarterback Seneca Wallace. Completed 24-of-39 passes for 280 yards, one touchdown and two interceptions.
- Earned his first career NFL start in a Week 11 loss at the New York Giants (11/17), completing 24-of-34 passes for 339 yards and three interceptions. His 339 yards were the most by a Packers quarterback in his first start, passing Mike Tomczak's previous mark of 317. Brought his two-game total up to 619 passing yards, the most by a quarterback in his first two games in Green Bay history and fourth-most in NFL history.
- Started at quarterback in a Week 12 tie against Minnesota (11/24) and connected on 7-of-17 pass attempts for 98 yards while adding two rushes for 25 yards and a score. The rushing touchdown was the first of his career.

2012 (49ERS):

- Dressed but did not play in three regular season games and was inactive for the remaining 13 regular season contests and all three postseason games, including Super Bowl XLVII.

2011 (49ERS):

- Was inactive for all 16 regular season games and both postseason contests.

COLLEGE:

- Attended the University of Wisconsin, appearing in 29 games (26 starts) and completing 410-of-602 passes for 5,271 yards, 32 touchdowns and 18 interceptions.
- Holds school records for completion percentage (.681) and career quarterback efficiency rating (153.2). Ranks fourth with 5,271 passing yards and 410 completions. Ranks sixth with 32 passing touchdowns and ranks seventh with 5,262 yards of total offense and 602 pass attempts.
- As a redshirt senior, connected on 194-of-266 passes for 2,459 yards, 16 touchdowns and six interceptions leading the Badgers to a Big Ten Championship and a Rose Bowl appearance.
- Took home the Johnny Unitas Golden Arm Award and was named a Second Team All-Big Ten selection (coaches), Honorable Mention All-Big Ten choice (media) and an Academic All-Big Ten selection following his senior season in 2010.

- In his first full season as a starter in 2009, set the school record for completions in a season with 211 on 328 attempts while tallying 2,705 yards, 16 touchdowns, 11 interceptions and two rushing touchdowns.
- Tied the single-game school record with five touchdowns (four passing, one rushing) against Michigan on Nov. 14, 2009.
- Was named an Honorable Mention All-Big Ten choice (coaches) along with Academic All-Big Ten and Big Ten Distinguished Scholar accolades.
- Received the UW Wayne Souza (offense) Coaches' Appreciation Award.
- As a redshirt sophomore, appeared in three games completing 5-of-8 passes for 107 yards and one interception.

PERSONAL:

- Attended William Fremd High School in Palatine, Ill.
- Passed for 4,145 yards and 40 touchdowns and was twice named to the all-conference and all-academic teams.
- Was named conference player of the year and an academic all-state selection as a senior.
- Lettered in football, basketball, baseball and track.
- Visited Riley Hospital during the holidays in 2016 and sang carols and distributed gifts to patients.
- Has two brothers, both of which played football collegiately. His older brother, Michael, played football and boxed at Air Force and his younger brother, Mark, played quarterback at Holy Cross.
- His uncle, Mike Korf, played college football at Tulane.
- Born in Rolling Meadows, Ill.

GETTING TO KNOW SCOTT TOLZIEN

Favorite team and/or athlete outside of football:
Chicago Blackhawks and Jonathan Toews
Favorite musician and/or song: Jimmy Buffett
Hobbies outside of football: Golf and traveling

Favorite food: Peanut butter
Favorite vacation spot: Any lake house
What's the one thing you couldn't live without:
GPS

2017 GAME-BY-GAME STATISTICS

Date/Opp.	PASSING					RUSHING									
	GP	GS	Att.	Comp.	Yards	Pct.	Yds/Att.	TD	INT	LG	No.	Yards	Avg.	LG	TD
9/10 @ LAR	1	1	18	9	128	50.0%	7.1	0	2	32	2	2	1.0	3	0
9/17 vs. ARI															
9/24 vs. CLE															
10/1 @ SEA															
10/8 vs. SF															
10/15 @ TEN															
10/22 vs. JAX															
10/29 @ CIN															
11/5 @ HOU															
11/12 vs. PIT															
11/26 vs. TEN															
12/3 @ JAX															
12/10 @ BUF															
12/14 vs. DEN															
12/23 @ BAL															
12/31 vs. HOU															
2017 TOTALS	1	1	18	9	128	50.0%	7.1	0	2	32	2	2	1.0	3	0

CAREER REGULAR SEASON STATISTICS

Year	PASSING					RUSHING									
	GP	GS	Att.	Comp.	Yards	Pct.	Yds/Att.	TD	INT	LG	No.	Yards	Avg.	LG	TD
2017 IND	1	1	18	9	128	50.0%	7.1	0	2	32	2	2	1.0	3	0
2018 IND	3	1	37	23	216	62.2%	5.8	1	2	32	6	3	0.5	5	0
2015 GB	3	0	1	1	4	100.0%	4.0	0	0	4	3	-3	-1.0	0	0
2014 GB	0	0	0	0	0	0.0%	0.0	0	0	0	0	0	0.0	0	0
2013 GB	3	2	90	55	717	61.1%	8.0	1	5	52	5	55	11.0	19	1
2012 SF	0	0	0	0	0	0.0%	0.0	0	0	0	0	0	0.0	0	0
2011 SF	0	0	0	0	0	0.0%	0.0	0	0	0	0	0	0.0	0	0
TOTAL	10	4	146	88	1,065	60.3%	7.3	2	9	52	16	57	3.6	19	1

43

TE



ROSS TRAVIS

6-7 • 235 • PENN STATE

NFL EXP: 2 (1st Year with Colts)

HOW ACQUIRED: W – 2017 (KC)

BORN: 1/9/93

GP/GS (POSTSEASON): 12/3 (0/0)

CAREER TRANSACTIONS:

- Claimed by the Colts off waivers (Kansas City) on November 28, 2017.
- Released by the Kansas City Chiefs on November 27, 2017.
- Signed by the Chiefs to a reserve/future contract on January 18, 2016.
- Signed to the Kansas City practice squad on November 18, 2015.
- Released from the Chiefs practice squad on September 14, 2015.
- Signed to the Kansas City practice squad on September 8, 2015.

2017 (CHIEFS/COLTS):

- Competed in 11 games (three starts) and caught five passes for 43 yards.
- Was inactive for his first game as a member of the Colts in a Week 13 loss at Jacksonville (12/3).
- Saw action at tight end in a Week 14 loss at Buffalo (12/10), but did not record a catch.

2016 (CHIEFS):

- Played in six games (three starts) and totaled three receptions for 15 yards.

COLLEGE:

- Played four seasons of basketball at Penn State, where he amassed 831 points, 816 rebounds, 92 assists, 77 steals and 37 blocks in 131 games (96 starts).
- As a senior in 2014, started 27-of-34 games and produced 188 points, 213 rebounds and 26 assists.
- Collected 17 points and seven rebounds against Iowa in the Big Ten Conference Tournament (3/12).
- Started 26-of-34 games as a junior and totaled 284 points, 239 rebounds, 33 assists and 19 steals on the season.
- Averaged 7.0 rebounds per game, which was a team high.
- Grabbed a career-best 13 rebounds against Minnesota (1/8).
- Manufactured 217 points and 229 rebounds in 31 games (27 starts) as a sophomore in 2012.
- Hauled in 7.4 rebounds per game, the highest average for a Penn State player since 2007.

SINGLE-GAME HIGHS

REC: 2, two times (Last: at HOU 10/8/17)

YARDS: 26 at HOU (10/8/17)

TDS: 0

LG: 18 at HOU (10/8/17)

RUSH: 0

YARDS: 0

TDS: 0

LG: 0

- Received Academic All-Big Ten honors for his efforts in the classroom.
- In his freshman season, started 16-of-32 games and finished with 142 points, 135 rebounds and 16 steals.
- Earned the team's 'Scrappiest Player' Award.

PERSONAL:

- Attended Chaska (Minn.) High School, where he averaged 20 points, 12 rebounds and two blocks per game during his senior season.
- Before joining the Chiefs, had not played football since his first year of high school.
- Led his high school to the Class 4A Finals while posting a 24-5 record.
- Considered the top prospect of the 2011 recruiting class in the state of Minnesota.
- Served as a team captain during his senior season.
- Born in Chaska, Minn.

GETTING TO KNOW ROSS TRAVIS

Favorite team and/or athlete outside of football:

Dennis Rodman

Favorite musician and/or song: I listen to everything

Favorite food: Cheeseburgers

Favorite vacation spot: Miami

If you could have lunch with three people,

living or dead, who would they be: Oprah Winfrey, Denzel Washington and Dennis Rodman

Favorite movie: *Batman*

2017 GAME-BY-GAME STATISTICS

Date/Opp.	RECEIVING					RUSHING							
	GP	GS	No.	Yards	Avg.	LG	TD	No.	Yards	Avg.	LG	TD	
9/10 @ LAR													
9/17 vs. ARI													
9/24 vs. CLE													
10/1 @ SEA													
10/8 vs. SF													
10/16 @ TEN													
10/22 vs. JAX													
10/29 @ CIN													
11/5 @ HOU													
11/12 vs. PIT													
11/26 vs. TEN													
12/3 @ JAX													
12/10 @ BUF	1	0	0	0	0.0	0	0	0	0	0.0	0	0	
12/14 vs. DEN													
12/23 @ BAL													
12/31 vs. HOU													
2017 TOTALS	1	0	0	0	0.0	0	0	0	0	0.0	0	0	

CAREER REGULAR SEASON STATISTICS

Year	RECEIVING					RUSHING						
	GP	GS	No.	Yards	Avg.	LG	TD	No.	Yards	Avg.	LG	TD
2017 KC/IND	12	3	5	43	8.6	18	0	0	0	0.0	0	0
2016 KC	6	3	3	15	5.0	6	0	0	0	0.0	0	0
2015 KC	PRACTICE SQUAD											
TOTAL	18	6	8	58	7.3	18	0	0	0	0.0	0	0

33

RB

ROBERT TURBIN



5-10 • 216 • UTAH STATE

NFL EXP: 6 (2nd Year with Colts)

HOW ACQUIRED: UFA – 2016 (DAL)

BORN: 12/2/89

GP/GS (POSTSEASON): 79/4 (8/0)

CAREER TRANSACTIONS:

- Signed by the Colts as an unrestricted free agent on March 16, 2016.
- Signed by the Dallas Cowboys as a free agent on November 18, 2015.
- Released by the Cleveland Browns on November 10, 2015.
- Claimed off waivers (Seattle) by the Browns on September 10, 2015.
- Released by the Seattle Seahawks on September 9, 2015.
- Selected by the Seahawks in the fourth round (106th overall) of the 2012 NFL Draft.

2017 (COLTS):

- In a Week 1 loss at the Los Angeles Rams (9/10), totaled two carries for seven yards and caught one pass for a loss of four yards.
- Totaled three carries for 11 yards and added one catch for eight yards in a Week 2 loss against Arizona (9/17). Also contributed with one special teams tackle.
- Started at running back in a Week 3 win against Cleveland (9/24), and recorded five rushes for 18 yards in addition to one catch for two yards.
- In a Week 4 loss at Seattle (10/1), totaled six carries for eight yards and one touchdown. On the team's fifth possession of the game, Turbin picked up a key first down at Seattle's one-yard line. On the ensuing play, he took a hand-off into the end zone for his first rushing touchdown of the season and the ninth of his career.
- Posted four carries for six yards and added two catches for 13 yards in a Week 5 victory against San Francisco (10/8).
- Tallied three carries for three yards and four receptions for 37 yards in a Week 6 loss at Tennessee (10/16). Contributed with one special teams tackle.
- Placed on Injured Reserve on October 20.

2016 (COLTS):

- Competed in 15 games and posted 47 carries for 164 yards and seven touchdowns while adding 26 receptions for 179 yards and one touchdown. His eight total touchdowns established a new career

SINGLE-GAME HIGHS

ATT: 20 vs. ARZ (12/9/12)

YARDS: 108 vs. ARZ (12/9/12)

TDS: 2 at MIN (12/18/16)

LG: 26 vs. ARZ (12/9/12)

REC: 4, three times (Last: at TEN 10/16/17)

YARDS: 47, two times (Last: at SF 11/27/14)

TDS: 1, three times (Last: at OAK 12/24/16)

LG: 34 at SF (11/27/14)

- single season-high.
- Totaled three carries for 10 yards and one touchdown in a Week 2 loss at Denver (9/18). Scored his first touchdown as a member of the Colts and the second rushing touchdown of his career on the team's opening possession of the third quarter. The touchdown tied the game 13-13.
- In a Week 3 win against San Diego (9/25), rushed for nine yards and added a third quarter touchdown. The score marked the first time in his career he posted rushing touchdowns in back-to-back games. Also added one special teams tackle.
- Posted two carries for four yards and one touchdown in a Week 11 victory against Tennessee (11/20). Gave the Colts a 7-0 lead with his one-yard touchdown run on the team's opening possession of the game.
- Contributed with six carries for 16 yards and one touchdown in a Week 13 victory at the New York Jets (12/5). Logged his fourth rushing touchdown of the season on a five-yard rush in the fourth quarter to give Indianapolis a 41-3 advantage. Also added one special teams tackle.
- Finished with seven carries for 32 yards and two touchdowns while adding two catches for 22 yards in a Week 15 victory at Minnesota (12/18). Gave the Colts a 10-0 lead with his one-yard touchdown run in the first quarter. Posted his second rushing touchdown of the game on a six-yard score in the second quarter to give the Colts a 24-0 advantage. It was the first multiple touchdown game of his career.
- In a Week 16 loss at Oakland (12/24), posted six carries for 18 yards and added two catches for 11 yards and one touchdown. Caught a three-yard touchdown at the 5:18 mark in the second quarter to cut Oakland's lead to 33-14. It was his first

receiving touchdown of the season, giving him seven total touchdowns on the year.

2015 (BROWNS/COWBOYS):

- Appeared in three games as a member of the Cleveland Browns and totaled 60 yards on 18 rushes.
- Saw action in the final seven games of the season with the Dallas Cowboys after being signed prior to Week 11. Compiled 139 yards on 32 rushes and added one touchdown.
- In a Week 14 loss at Green Bay (12/13), tallied seven carries for 51 yards and his first career rushing touchdown.

2014 (SEAHAWKS):

- Saw action in all 16 games (three starts) and totaled 74 carries for 310 yards and added 16 receptions for 186 yards and two touchdowns.
- In a Week 2 loss at San Diego (9/14), had two rushes for seven yards and two receptions for 35 yards and one touchdown. The touchdown was the first of his career.
- Totaled four carries for eight yards and two receptions for a career-high tying 47 yards and one touchdown in a Week 13 victory at San Francisco (11/27).
- Posted two carries for 21 yards in a Super Bowl XLVIII loss to New England (2/1/15).

2013 (SEAHAWKS):

- Played in all 16 regular season games and all three postseason games, compiling 77 rushes for 264 yards and eight receptions for 60 yards.
- Tallied a season-high 37 yards on eight carries in a Week 9 overtime victory against Tampa Bay (11/3).
- Notched nine carries for 25 yards in a Super Bowl XLVIII victory against Denver (2/2/14).

2012 (SEAHAWKS):

- Appeared in all 16 games and rushed for 354 yards on 80 carries and added 19 receptions for 181 yards.
- Recorded his first career 100-yard rushing performance with a career-high 20 carries and 108 yards in a Week 14 victory against Arizona (12/9).

COLLEGE:

- Attended Utah State and appeared in 38 games (30 starts), finishing his collegiate career with 565 carries for 3,315 yards and 40 touchdowns while adding 67 receptions for 845 yards and 11 touchdowns.
- Set school records for the most career touchdowns (51), most career points (308) and most 100-yard games (16).
- As a senior in 2011, totaled 249 carries for 1,538 yards (third-most in school history) and 19 touchdowns while setting the program's single-season record with 138 points scored.

- Missed his junior season due to injury.
- In 2009, appeared in all 12 games making 11 starts and totaling 207 carries for 1,296 yards and 13 touchdowns.
- Holds the school record for longest rushing touchdown in Aggies history with his 96-yard score in the season opener against Utah (9/3).
- Tied the school record with five touchdowns in the season finale against Idaho (11/28).
- Appeared in all 12 games earning six starts as a redshirt freshman in 2008, tallying 106 carries for 485 rushing yards and eight touchdowns adding 20 receptions for 256 yards and two touchdowns.
- In 2007, appeared in only one game before being granted a medical redshirt due to a foot injury. Totaled 17 yards on three carries in his lone appearance against Oklahoma (9/15).

PERSONAL:

- Attended Irvington High School in Fremont, Calif.
- Lettered in football, basketball and track in high school.
- Earned all-league first team honors as a tailback totaling 1,232 rushing yards and 14 touchdowns as a senior.
- Named the league's Defensive Player of the Year and received all-league honors as a defensive back totaling six interceptions during his senior season.
- Made a donation to the Runnin4U Foundation and hosted Robert Turbin Football Academies for the foundation in 2016.
- Majored in sociology and minored in business at Utah State.
- Born in Oakland, Calif.

GETTING TO KNOW ROBERT TURBIN

Favorite team and/or athlete outside of football:

Los Angeles Lakers and Michael Jordan

Favorite musician and/or song: My dad who plays the piano

Hobbies outside of football: Basketball and music, specifically drums and piano

Favorite food: Steak

Favorite vacation spot: Europe or the Bahamas

If you could have lunch with three people, living or dead, who would they be: Michael Jordan, Kobe Bryant and Mike Epps

Favorite movie: *Love & Basketball*

What's the one thing you couldn't live without: Football

2017 GAME-BY-GAME STATISTICS

Date/Opp.	RUSHING					RECEIVING						
	GP	GS	No.	Yards	Avg.	LG	TD	No.	Yards	Avg.	LG	TD
9/10 @ LAR	1	0	2	7	3.5	5	0	1	-4	-4.0	-4	0
9/17 vs. ARI	1	0	3	11	3.7	5	0	1	8	8.0	8	0
9/24 vs. CLE	1	1	5	18	3.6	7	0	1	2	2.0	2	0
10/1 @ SEA	1	0	6	8	1.3	4	1	0	0	0.0	0	0
10/8 vs. SF	1	0	4	6	1.5	4	0	2	13	6.5	11	0
10/16 @ TEN	1	0	3	3	1.0	5	0	4	37	9.3	16	0
10/22 vs. JAX	INJURED RESERVE											
10/29 @ CIN	INJURED RESERVE											
11/5 @ HOU	INJURED RESERVE											
11/12 vs. PIT	INJURED RESERVE											
11/26 vs. TEN	INJURED RESERVE											
12/3 @ JAX	INJURED RESERVE											
12/10 @ BUF	INJURED RESERVE											
12/14 vs. DEN	INJURED RESERVE											
12/23 @ BAL	INJURED RESERVE											
12/31 vs. HOU	INJURED RESERVE											
2017 TOTALS	6	1	23	53	2.3	7	1	9	56	6.2	16	0

CAREER REGULAR SEASON STATISTICS

Year	RUSHING					RECEIVING						
	GP	GS	No.	Yards	Avg.	LG	TD	No.	Yards	Avg.	LG	TD
2017 IND	6	1	23	53	2.3	7	1	9	56	6.2	16	0
2016 IND	15	0	47	164	3.5	18	7	26	179	6.9	19	1
2015 CLE/DAL	10	0	50	199	4.0	22	1	7	23	3.3	15	0
2014 SEA	16	3	74	310	4.2	17	0	16	186	11.6	34	2
2013 SEA	16	0	77	264	3.4	15	0	8	60	7.5	19	0
2012 SEA	16	0	80	354	4.4	26	0	19	181	9.5	20	0
TOTAL	79	4	351	1,344	3.8	26	9	85	685	8.1	34	3

CAREER REGULAR SEASON RETURN STATISTICS

Year	GP	GS	PR	FC	Yards	Avg.	LG	TD	KR	Yards	Avg.	LG	TD
2013 SEA	16	0	0	0	0	0.0	0	0	8	177	22.1	27	0
TOTAL	16	0	0	0	0	0.0	0	0	8	177	22.1	27	0

CAREER POSTSEASON STATISTICS

Year	RUSHING					RECEIVING						
	GP	GS	No.	Yards	Avg.	LG	TD	No.	Yards	Avg.	LG	TD
2014 SEA	3	0	11	48	4.4	19	0	1	-2	-2.0	-2	0
2013 SEA	3	0	14	40	2.9	6	0	1	9	9.0	9	0
2012 SEA	2	0	12	40	3.3	7	0	3	43	14.3	30	0
TOTAL	8	0	37	128	3.5	19	0	5	50	10.0	30	0

SPECIAL TEAMS TACKLES: 3 (2017 - 2, 2016 - 1)

45 TE



JASON VANDER LAAN

6-4 • 244 • FERRIS STATE

NFL EXP: 1 (1st Year with Colts)

HOW ACQUIRED: FA – 2017

BORN: 9/22/92

GP/GS (POSTSEASON): 2/0 (0/0)

CAREER TRANSACTIONS:

- Signed by the Colts to the practice squad on November 3, 2017.
- Waived by the New York Jets on September 3, 2017.
- Signed by the Jets to a reserve/future contract on January 2, 2017.
- Signed to the New York Jets practice squad on December 20, 2016.
- Waived by the Jets on August 28, 2016.
- Signed by the New York Jets as an undrafted free agent on May 6, 2016.

2017 (COLTS):

- Competed on special teams in his first career NFL game during a Week 12 loss against Tennessee (11/26).
- Finished with one special teams tackle in a Week 13 loss at Jacksonville (12/3).
- In a Week 14 loss at Buffalo (12/10), saw action on special teams and finished with one tackle.

2016 (JETS):

- Spent the last two weeks of the regular season on the Jets practice squad.

COLLEGE:

- Started in all 46 games he played in as a quarterback at Ferris State, completing 666-of-1,050 passes (63.4 percent) for 8,240 yards, 85 touchdowns and 29 interceptions. Also ran for 5,953 yards (NCAA record for most rushing yards by a quarterback in a career) and 81 touchdowns (NCAA Division II record) on 1,010 carries (5.9 avg.).
- Became the first quarterback in NCAA history to compile over 1,000 rushing and passing yards for four-straight seasons.
- Ranks as Ferris State's all-time rushing and scoring leader.
- Led the Bulldogs to a 26-2 record, including back-to-back undefeated regular seasons (2014-15), in his last 28 starts.
- As a senior in 2015, started all 12 games and completed 210-of-320 passes (65.6 percent) for 2,625 yards, 27 touchdowns and seven interceptions. Also was the top rushing quarterback in the nation

SINGLE-GAME HIGHS

REC: 0
YARDS: 0
TDS: 0
LG: 0
RUSH: 0
YARDS: 0
TDS: 0
LG: 0

- (at all levels) with 1,542 yards and 24 touchdowns on 263 carries (5.9 avg.).
- Finished 2015 first in the nation in points responsible (306).
- As a junior in 2014, was named an All-America selection and won the Harlon Hill Trophy, awarded to the most valuable player in NCAA Division II, after completing 183-of-275 passes (66.5 percent) for 2,381 yards, 30 touchdowns and seven interceptions. Also ran for 1,466 yards and 20 touchdowns on 235 carries (6.2 avg.).
- Was also named the 2014 Great Lakes Intercollegiate Athletic Association Player of the Year.
- As a sophomore in 2013, started all 11 games, was named an All-America selection and set the all-time NCAA Division II single-season mark for rushing yards by a quarterback with 1,607. Score 21 touchdowns on the ground and completed 140-of-224 passes (62.5 percent) for 1,741 yards, 15 touchdowns and nine interceptions.
- Started all 11 games as a redshirt freshman in 2012, completing 133-of-231 passes (57.6 percent) for 1,493 yards, 13 touchdowns and six interceptions. Also ran for 1,338 yards and 16 touchdowns on 247 carries (5.14 avg.).
- Earned GLIAC Freshman of the Year honors.
- Redshirted as a true freshman in 2011.

PERSONAL:

- Attended Chicago Christian High School in Palos Heights, Ill. where he was a three-year starting quarterback and standout defensive back.
- Completed 67-of-162 passes for 1,048 yards and seven touchdowns as a senior in 2010.
- Also led the team in tackles (53) and interceptions

(three) and forced four fumbles.

- A native of Frankfort, Ill.

GETTING TO KNOW JASON VANDER LAAN

Favorite musician and/or song: O.A.R.

Hobbies outside of football: Golfing and Xbox

What is something interesting about you that most people may not know: I didn't start playing tight end until I reached the NFL. I played quarterback throughout college.

Favorite food: BBQ ribs

Favorite vacation spot: Somewhere in Mexico
If you could have lunch with three people, living or dead, who would they be: Walter Payton, Billy Graham and George Washington

Favorite movie: *Mr. Deeds*

What's the one thing you couldn't live without:
 My family


2017 GAME-BY-GAME STATISTICS

Date/Opp.	RECEIVING					RUSHING						
	GP	GS	No.	Yards	Avg.	LG	TD	No.	Yards	Avg.	LG	TD
9/10 @ LAR												
9/17 vs. ARI												
9/24 vs. CLE												
10/1 @ SEA												
10/8 vs. SF												
10/16 @ TEN												
10/22 vs. JAX												
10/29 @ CIN												
11/5 @ HOU												
11/12 vs. PIT												
11/28 vs. TEN	1	0	0	0	0.0	0	0	0	0	0.0	0	0
12/3 @ JAX	1	0	0	0	0.0	0	0	0	0	0.0	0	0
12/10 @ BUF	1	0	0	0	0.0	0	0	0	0	0.0	0	0
12/14 vs. DEN												
12/23 @ BAL												
12/31 vs. HOU												
2017 TOTALS	3	0	0	0	0.0	0	0	0	0	0.0	0	0

CAREER REGULAR SEASON STATISTICS

Year	RECEIVING					RUSHING						
	GP	GS	No.	Yards	Avg.	LG	TD	No.	Yards	Avg.	LG	TD
2017 IND	3	0	0	0	0.0	0	0	0	0	0.0	0	0
TOTAL	3	0	0	0	0.0	0	0	0	0	0.0	0	0

SPECIAL TEAMS TACKLES: 2 (2017 - 2)

4
K

ADAM VINATIERI

PRO BOWL
3 (2002, 04, 14)

6-0 • 212 • SOUTH DAKOTA STATE

NFL EXP: 22 (12th Year with Colts)

HOW ACQUIRED: UFA — 2006 (NE)

BORN: 12/28/72

GP/GS (POSTSEASON): 335/0 (30/0)

CAREER TRANSACTIONS:

- Signed by the Colts as an unrestricted free agent on March 22, 2006.
- Signed as a free agent by the New England Patriots on June 28, 1996.
- Originally signed as a free agent with Amsterdam of the World League in 1996.

PRO CAREER:

- Selected to three Pro Bowls in 2002, 2004 and 2014.
- A three-time Associated Press NFL All-Pro team selection (2002, 2004 and 2014). In 2014, joined Pat McAfee as just the fourth punter-kicker duo from the same team to both earn recognition in the same season.
- Named to the 2014 PFWA All-NFL Team.
- Was selected to the "Super Bowl 50 Golden Team" chosen by the Pro Football Hall of Fame Board of Selectors. Was the only unanimous selection.
- Has hit two last-minute game-winning field goals in the Super Bowl (Super Bowl XXXVI vs. St. Louis on Feb. 3, 2002 and Super Bowl XXXVIII vs. Carolina on Feb. 1, 2004) and has been part of four Super Bowl Championship teams including Super Bowl XXXVI, Super Bowl XXXVIII, Super Bowl XXXIX and Super Bowl XLI.
- Is the only kicker in NFL history to record successful field goals in four Super Bowls (XXXVI, XXXVIII, XXXIX and XLI) and is the only kicker in league history to have played in five Super Bowls.
- Became the seventh player in NFL history to reach 2,000 career points.
- Has been part of an NFL record 224 victories (regular season and playoffs). Joined George Blanda (209) and Gary Anderson (201) as the only players to reach 200 regular season wins and ranks second with 204.
- Has converted 552-of-654 career field goals for an 84.4 percentage, which currently ranks 12th all-time in the NFL.
- His 552 career field goals made rank second in NFL history.
- Has totaled 2,462 career points (including one two-point conversion), which ranks second in league annals and first among active players in the NFL.
- Set an NFL record with 44 consecutive field goals made from 2015-16.
- Has totaled 19 100-plus point seasons (1996-2008,

SINGLE-GAME HIGHS

FGA: 6 vs. JAX (9/22/96)

FGM: 5, four times (Last: vs. CHI 10/9/16)

LG: 57 at CHI (11/10/02)

PTS: 17, two times (Last: vs. CHI 10/9/16)

XPM: 7 vs. WAS (11/30/14)

XPA: 7 vs. WAS (11/30/14)

KO: 9 at NYJ (9/15/02)

TB: 5 at DEN (10/29/06)

2010, 2012-16), which is an NFL record. He surpassed Jason Elam's previous record of 16 in 2014.

- Led the NFL in field goal percentage and points scored in 2004 having converted 31-of-33 field goals (93.9 percent) and all 48 PATs for 141 points. His 31 field goals tied a career-high which he originally set in 1998. Also led the league in field goal percentage in 2010 (92.9) and 2014 (96.8).
- In his career, is responsible for 27 game-winning field goals in the final minute of the fourth quarter or overtime.
- Set an NFL record with his 10th career game-winning kick in overtime with his 51-yard conversion against San Francisco on Oct. 8, 2017.
- Became the franchise's all-time leading scorer and topped 1,000 points with the Colts after a 10-point game against Jacksonville on Oct. 4, 2015.
- Split the uprights on a career-best 57-yard field goal at Chicago on Nov. 10, 2002.
- Set a then-NFL postseason record with his 30th game played (Jerry Rice, 29) in Indianapolis' AFC Championship Game appearance at New England on Jan. 18, 2015.
- Holds NFL postseason records with 56 field goals made, 68 field goal attempts, 234 career points, 30 consecutive games scoring, 49 seasonal points and is tied for the most field goals made in a postseason game with five (vs. Indianapolis, 1/18/04 and at Baltimore, 1/13/06).
- Set a new team record for the longest field goal in postseason history with a 53-yard conversion in the fourth quarter of an AFC Wild Card Playoff win against Cincinnati (1/4/15).
- Scored at least one point in 177 consecutive regular season games. The streak dated back to Sept. 14, 2003 against Philadelphia and ended on Sept. 13,

2015 at Buffalo.

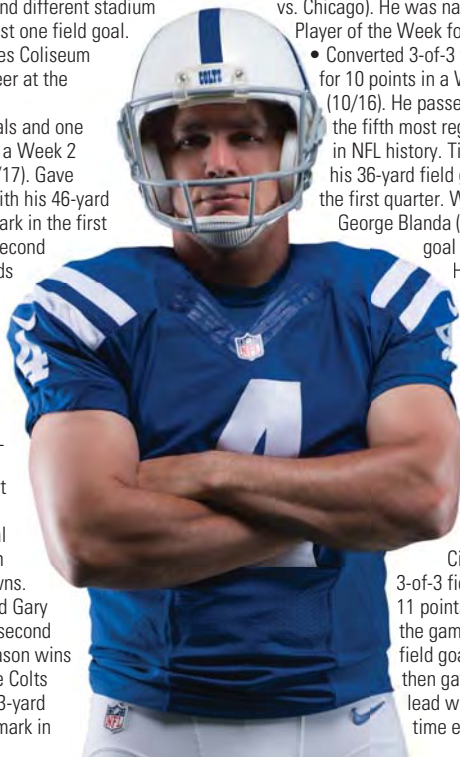
- Became the first player in NFL history to record 1,000 points with two different teams (New England) and 200 field goals made with two different teams.
- Against San Diego on Oct. 14, 2013, converted two field goals of 50-plus yards (50 and 51) in a single game for the first time in his career. Accomplished the feat again on Oct. 9, 2016 with 54-yard and 53-yard conversions against Chicago and again on Oct. 8, 2017 with a 52-yard and 51-yard conversions against San Francisco.
- Tied an NFL record for successful field goals made from 40-49 yards in a single game during a Dec. 1, 2013 win against Tennessee.
- Has earned AFC Special Teams Player of the Week honors on 17 occasions (most in NFL history), NFL Player of the Week honors one time (playoffs) and is a five-time AFC Special Teams Player of the Month recipient (2016, 2015, 2004, 1999, 1998). His five Special Teams Player of the Month awards are tied for the most in NFL history.

2017 (COLTS):

- In a Week 1 loss at the Los Angeles Rams (9/10), converted a 20-yard field goal in the first quarter and tied Morten Andersen (176) for the most field goals made from 20-29 yards in NFL history. The kick also marked his 42nd different stadium having converted at least one field goal. The game at Los Angeles Coliseum was the first of his career at the venue.
- Converted two field goals and one PAT for seven points in a Week 2 loss against Arizona (9/17). Gave the Colts a 10-0 lead with his 46-yard field goal at the 1:27 mark in the first quarter. He added his second conversion from 29 yards in the fourth quarter to give the team a 13-3 lead. On the kick, he passed Morten Andersen (176) for the most field goals made from 20-29 yards in NFL history.
- In a Week 3 win against Cleveland (9/24), converted one field goal and four PATs for seven points against the Browns. With the victory, passed Gary Anderson (201) for the second most career regular season wins in NFL history. Gave the Colts a 31-14 lead with his 33-yard field goal at the 10:34 mark in

the fourth quarter.

- Converted one field goal and one PAT for four points in a Week 4 loss at Seattle (10/1). After converting his second quarter PAT, he has now tallied at least one point in 46 different stadiums. The game at CenturyLink Field was his first career game in Seattle.
- In a Week 5 victory against San Francisco (10/8) converted 4-of-4 field goals and two PATs for 14 points. He tied Jason Hanson (327) for the fifth most regular season games played in NFL history. Split the uprights on a 51-yard field goal attempt in overtime to seal the Colts win. It was his 27th career game-winning kick and an NFL record 10th career game-winning kick in overtime. On the field goal, he moved into second place all-time in NFL history in field goals made with 539. With four attempts, he also tied George Blanda (639) for the third most in NFL history. Gave the Colts a 3-0 lead with his 52-yard field goal on the team's opening possession of the game. On the kick, he became the third player in NFL history to accumulate 2,400-plus points (Morten Andersen 2,544 and Gary Anderson 2,434). Added his second field goal from 23 yards in the second quarter and gave the Colts a 9-6 advantage with his 38-yard field goal in the third quarter. Converted two field goals of 50-plus yards in a single game for the third time in his career (2013 at San Diego and 2016 vs. Chicago). He was named AFC Special Teams Player of the Week for his performance.
 - Converted 3-of-3 field goals and one PAT for 10 points in a Week 6 loss at Tennessee (10/16). He passed Jason Hanson (327) for the fifth most regular season games played in NFL history. Tied the game at 3-3 with his 36-yard field goal at the 6:45 mark of the first quarter. With the kick, he passed George Blanda (639) for the third most field goal attempts in NFL history.
 - He converted again from 25 yards at the end of the second quarter to give the Colts a 13-9 halftime advantage. Tied the game at 22-22 with his 52-yard field goal conversion at the 7:27 mark in the fourth quarter.
 - Did not attempt a kick in a Week 7 loss against Jacksonville (10/22).
 - In a Week 8 loss at Cincinnati (10/29), converted 3-of-3 field goals and two PATs for 11 points against the Bengals. Tied the game at 3-3 with his 29-yard field goal in the second quarter. He then gave the Colts a 13-10 halftime lead with his 33-yard conversion as time expired in the second quarter.



Converted a 29-yard field goal in the fourth quarter to give the Colts a 23-17 lead. On the kick, he tied Gary Anderson for the second most points scored in NFL history with 2,434.

- Converted 2-of-2 field goals and two PATs for eight points in a Week 9 win at Houston (11/5). With his extra point conversion on the team's first touchdown of the game, passed Gary Anderson (2,434) for the second most points scored in NFL history. Gave the Colts a 10-0 lead in the second quarter with his 22-yard field goal. He then converted a 53-yard field goal in the fourth quarter to give Indianapolis a 20-7 lead.
- Tallied one field goal and two PATs for five points in a Week 10 loss against Pittsburgh (11/12).
- In a Week 12 loss against Tennessee (11/26), converted 3-of-3 field goals and one PAT for 10 points against the Titans. Cut Tennessee's lead to 6-3 with his 26-yard field goal in the second quarter and tied the score at 6-6 with his 28-yard conversion roughly eight minutes later. Notched his third field goal of the game with a 42-yard conversion in the fourth quarter to give the Colts a 16-6 advantage. It marked his fourth game of the season having split the uprights on three-or-more attempts.
- Finished with four points on one field goal and one PAT in a Week 13 loss at Jacksonville (12/3).
- Tallied one extra point in a Week 14 loss at Buffalo (12/10).

2016 (COLTS):

- In 16 games, converted 27-of-31 field goals (87.1) and all 44 PATs for 125 points. Tied for the seventh highest point total in Colts history with 125 and established an NFL record 44 consecutive field goals made.
- Was named AFC Special Teams Player of the Month (October) after converting all 12 field goal attempts and all 13 extra point attempts for 49 total points. His 12 field goals led the NFL and his 49 points ranked second in the league during October.
- In a Week 1 loss against Detroit (9/11) connected on 2-of-2 field goals and four PATs for 10 points. Split the uprights on his first field goal attempt of the season from 50 yards. With the conversion, he moved into eighth place all-time in NFL history in field goals made from 50-plus yards. Added his second field goal of the day from 40 yards in the fourth quarter to cut Detroit's lead to 28-21. It was Vinatieri's 600th career field goal attempt as he became the fifth kicker in NFL history to reach that plateau.
- Connected on 2-of-2 field goal attempts and two PATs for eight points in a Week 2 loss at Denver (9/18). With 2:43 remaining in the second quarter, he converted a 52-yard field goal to cut Denver's lead to 10-6. It was his second make from 50-plus yards on the year. He passed Jason Hanson for the fourth-most field goal attempts in NFL history.

QUICK HITS

Vinatieri holds 2,462 career points which ranks second in NFL history. He surpassed Gary Anderson for the second spot in Week 9 of the 2017 season.

Became the franchise's all-time leading scorer and topped 1,000 points with the Colts after a 10-point game against Jacksonville on Oct. 4, 2015.

In 2016, Vinatieri recorded his 19th 100-plus point season (1996-2008, 2010, 2012-16), which improved his NFL record. He surpassed Jason Elam's previous mark of 16 in 2014.

Set an NFL record with 44 consecutive field goals made from 2015-16.

Vinatieri has hit two last-minute game-winning field goals in the Super Bowl (Super Bowl XXXVI vs. St. Louis on Feb. 3, 2002 and Super Bowl XXXVIII vs. Carolina on Feb. 1, 2004) and has been part of four Super Bowl Championship teams including Super Bowl XXXVI, Super Bowl XXXVIII, Super Bowl XXXIX and Super Bowl XLI. He is the only kicker in NFL history to record field goals in four Super Bowls (XXXVI, XXXVIII, XXXIX and XLI) and is the only kicker in league history to have played in five Super Bowls.

Became the first player in NFL history to record 1,000 points with two different teams (New England) and 200 field goals made with two different teams.

- In a Week 3 win against San Diego (9/25), converted 2-of-2 field goal attempts and two PATs for eight points.
- Converted 2-of-2 field goals and three PATs for nine points in a Week 4 loss at Jacksonville (10/2).
- In a Week 5 victory against Chicago (10/9), converted 5-of-5 field goal attempts and two PATs for 17 points against the Bears. Tied his single-game career-high with five field goals and tied his single-game career-high in points (17). With his successful kick from 54 yards in the first quarter, set a new Colts record for the most consecutive field goals made from 50-plus yards in team history with eight. Improved his record to nine-straight kicks of 50-plus yards with his 53-yard conversion in the second quarter, which gave the Colts a 13-6 lead. Gave the Colts a 16-13 halftime advantage with his 26-yard field goal at the end of the second quarter. With the kick, he compiled the second longest streak of field goals made (36) in team history. He also passed Gary Anderson (172) for the second most field goals made from 20-29 yards in league history. Increased the team's lead to 19-13 with his 41-yard field goal at the 5:52 mark in the third quarter. On the kick, passed Matt Stover (36) for the third-longest streak of consecutive field goals made in NFL history. With his 46-yard field goal with 2:28 remaining in the

fourth quarter, gave the Colts a two-possession lead and tied single-game career highs with five conversions and 17 points. Was named AFC Special Teams Player of the Week for his performance.

- Converted 3-of-3 field goals and two PATs for 11 points in a Week 6 loss at Houston (10/16). He increased Indianapolis' lead to 13-0 in the second quarter when he converted from 37 yards. On the kick, he tied the second longest streak of consecutive field goals made in NFL history (40, Gary Anderson). Put the Colts ahead 23-9 with his 36-yard field goal at the 7:04 mark of the fourth quarter. With the kick, he established the second longest streak of consecutive field goals made in NFL history with 41.
- In a Week 7 win at Tennessee (10/23), converted 2-of-2 field goal attempts and four PATs for 10 points. With two field goals made, set a new NFL record and franchise record for the most consecutive field goals converted. He topped Mike Vanderjagt's previous mark of 42 set from 2002-04. With his 28-yard field goal in the second quarter, gave the Colts a 17-6 lead and tied Morten Andersen (176) for the most made from 20-29 yards in NFL history.
- Split the uprights on both extra point attempts in a Week 8 loss against Kansas City (10/30).
- In a Week 9 win at Green Bay (11/6), converted one field goal and four PATs for seven points against the Packers. With one field goal made, improved his current NFL record for the most consecutive field goals converted to 44. Gave the Colts a 17-10 lead in the second quarter with his 28-yard conversion at the 12:05 mark. With the kick, he tied Morten Andersen (176) for the most field goals made from 20-29 yards in NFL history. It was also the first field goal he has made at Lambeau Field in his career. He has converted at least one field goal in 41 different stadiums.
- Converted 1-of-2 field goal attempts and three PATs for six points in a Week 11 victory against Tennessee (11/20). Missed his first field goal of the season from 42 yards and ended his streak of consecutive field goals made (44), which is an NFL record. Split the uprights from 49 yards in the fourth quarter to give the Colts a 24-17 lead. With the kick, he passed Morten Andersen (147) for the second most field goals made from 40-49 yards in NFL history.
- In a Week 12 loss against Pittsburgh (11/24), converted one extra point attempt and missed a 52-yard field goal.
- Converted two field goals and five PATs for 11 points in a Week 13 victory at the New York Jets (12/5). Gave the Colts a 17-3 lead with his 53-yard field goal in the second quarter. The conversion marked his sixth field goal of 50-plus yards on seven attempts this season.
- In a Week 14 loss against Houston (12/11) converted 1-of-2 field goals and both PAT attempts for five

QUICK HITS

Vinatieri holds several career NFL postseason records, including points scored and field goals made.

MOST CONSECUTIVE GAMES SCORING IN POSTSEASON, NFL HISTORY

Player	Years	Games
Adam Vinatieri	1996-2014	30
David Akers	1998-2013	24
Stephen Gostkowski	2006-2016	22

MOST CONSECUTIVE GAMES SCORING FIELD GOALS IN POSTSEASON, NFL HISTORY

Player	Years	Games
Adam Vinatieri	2005-2014	13
Tony Fritsch	1972-1979	13
Adam Vinatieri	1997-2004	12
Jason Elam	1997-2008	11

MOST CAREER POINTS SCORED IN POSTSEASON, NFL HISTORY

Player	Years	Points
Adam Vinatieri	1996-2014	234
David Akers	1998-2013	175
Stephen Gostkowski	2006-2016	160

MOST CAREER FIELD GOALS MADE IN POSTSEASON, NFL HISTORY

Player	Years	FGM
Adam Vinatieri	1996-2014	56
David Akers	1998-2013	39
Gary Anderson	1982-2004	34

MOST CAREER FIELD GOAL ATTEMPTS IN POSTSEASON, NFL HISTORY

Player	Years	FGA
Adam Vinatieri	1996-2014	68
David Akers	1998-2013	47
Gary Anderson	1982-2004	40

Vinatieri is a three-time Associated Press NFL All-Pro team selection (2002, 2004 and 2014). In 2014, he joined Pat McAfee as just the fourth punter-kicker duo from the same team to both earn recognition in the same season.

points. With five points, topped 100 points for the year and extended his current NFL record to 19 seasons reaching the plateau. He also set a new Colts record with nine seasons reaching 100-plus points.

- Converted two field goals and four PATs for 10 points in a Week 15 victory at Minnesota (12/18). With the Colts win, he posted his 200th career regular season win joining George Blanda (209) and Gary Anderson (201) as the only players to accomplish that feat in NFL history.
- In a Week 16 loss at Oakland (12/24), converted a 42-yard field goal and two PATs for five points.
- Converted a 45-yard field goal and three PATs for six points in a Week 17 victory against Jacksonville

(1/1/17). Tied Gary Anderson (201) for the second most career regular season wins in NFL history. Finished the year with 125 points, which tied for the seventh most for a season in Colts history.

2015 (COLTS):

- Converted 25-of-27 field goals and 32-of-35 extra points for 107 points on the season. Ended the regular season with a streak of 25 consecutive field goals made and was perfect in field goals from 30-39 yards and 40-49 yards. His 92.6 field goal percentage was his fourth-highest total for a single season.
- Was named AFC Special Teams Player of the Month (November) after connecting on all 11 field goal attempts and adding 9-of-10 PATs for 42 points. He also provided his 26th career game-winning field goal in a Week 11 victory at Atlanta.
- Missed one field goal and did not record an extra point attempt in a Week 1 loss against Buffalo. The contest ended a streak of 177 consecutive games with at least one point scored.
- In a Week 2 loss against the New York Jets (9/21), notched one extra point and passed Mike Vanderjagt for the most extra point attempts in Colts history.
- Converted 5-of-5 extra points in a Week 3 victory at Tennessee (9/27). With five points, he passed Jason Hanson (2,150) for the third-most points scored in NFL history. With his first extra point of the game in the first quarter, he passed Mike Vanderjagt for the most extra points made in Colts history.
- In a Week 4 win against Jacksonville (10/4), converted 3-of-3 field goals and one extra point against the Jaguars for 10 points. His 27-yard field goal in overtime was his 25th career game-winning field goal. On the overtime winner, he also surpassed Mike Vanderjagt for the most field goals made in Colts history. Vinatieri converted a 54-yard field goal in the first quarter to give the Colts a 3-0 lead. The field goal tied the third-longest for Vinatieri in the regular season and was his longest since Nov. 10, 2002 at Chicago (57 yards). Following the 54-yard conversion, Vinatieri passed Mike Vanderjagt for the most points scored in Colts history. He also passed John Carney (478) for the fourth-most field goals made in NFL history. Vinatieri tied the game with a 32-yard field goal in the fourth quarter and became the first player in NFL history to eclipse 1,000 points with two different teams (New England).
- Converted 2-of-2 field goal attempts and three extra points for nine points against the Texans. He appeared in his 295th career regular season game, which tied Darrell Green for the 12th-most all-time in NFL history. Added his first field goal of the game from 48 yards in the first quarter to give the Colts a 3-0 lead. He split the uprights from 42 yards in the second quarter to increase the lead to 13-0.
- In a Week 6 loss against New England (10/18), split

CLUTCH PERFORMER

Vinatieri is responsible for three of the most memorable kicks in NFL history. He hit two last-minute game-winning field goals in the Super Bowl (Super Bowl XXXVI vs. St. Louis on Feb. 3, 2002 and Super Bowl XXXVIII vs. Carolina on Feb. 1, 2004). In New England's divisional playoff victory against Oakland on Jan. 19, 2001, Vinatieri split the uprights on a 45-yard field goal with 27 seconds remaining to take the contest into overtime. Deemed the "Snow Bowl" the kick was made during a snowstorm with several inches already accumulated on the ground. Vinatieri went on to convert the eventual game-winner in overtime en route to New England's Super Bowl Championship that year.



the uprights on 3-of-4 extra points, appearing in his 296th career regular season game, which tied Bruce Matthews for the 11th-most all-time in NFL history. Had one extra point blocked at the end of the game, which ended a streak of 209 consecutive PATs made dating back to 2010.

- In a Week 7 loss against New Orleans (10/25), converted 3-of-3 extra points against the Saints appearing in his 297th career regular season game, which tied Matt Stover for the 10th-most all-time in NFL history.
- Converted 4-of-4 field goal attempts and two PATs for 14 points in a Week 8 overtime loss at Carolina (11/2) in his 298th career regular season game. Tacked on Indianapolis' first points of the game with a 47-yard field goal at the 10:24 mark in the second quarter and added a 34-yard conversion in the same quarter to cut Carolina's lead to 10-6. He then split the uprights on a 24-yard attempt as time expired in regulation and added a 50-yard conversion in overtime. With his 50-yard field goal in overtime, Vinatieri broke a tie with Jason Elam and Jason Hanson for the most overtime field goals made in NFL history with 10.
- In a Week 9 victory against Denver (11/8), converted 2-of-2 field goals and all three PATs for nine points. Notched a 43-yard field goal in the first quarter to give Indianapolis a 10-0 lead. On the kick, he passed Jason Hanson (136) for the third-most field goals made from 40-49 yards in NFL history. Split the uprights on a 55-yard field goal in the fourth quarter to give the Colts a 27-24 lead. The field goal was his longest as a member of the Colts tied for the second longest of his career and tied for the third longest in Colts history.
- Converted his lone field goal attempt and added 3-of-3 PATs for six points in a Week 11 win at Atlanta (11/22). He appeared in his 300th career regular season game. Converted a 43-yard field goal with 52 seconds remaining in the fourth quarter to mark his 26th career game-winning kick in the fourth quarter or overtime.
- In a Week 12 victory against Tampa Bay (11/29), split the uprights on 4-of-4 field goals and one PAT for 13 points against the Buccaneers. He appeared in his 301st career regular season game, which tied John Kasay for the ninth most all-time in NFL history. Gave the Colts a 3-0 lead after splitting the uprights on a 49-yard attempt on the team's opening offensive possession. Added his second field goal from 27 yards in the second quarter to give the Colts a 6-3 lead. On the team's first possession of the second half, tallied a 26-yard field goal to cut Tampa Bay's lead to 12-9. On the kick, he passed John Carney (168) for the fourth-most field goals made from 20-29 yards in NFL history. Added his fourth field goal of the game when he split the uprights from 44 yards, giving the Colts a 19-12 lead. It marked the 19th time in his career that he finished a

SETTING A WORLD RECORD

During the week leading up to Super Bowl LI in Houston, Adam Vinatieri earned a spot in the Guinness Book of World Records when he recorded 28 consecutive kicks from 20 yards in one minute.

After completing the record, Barclaycard presented a \$15,000 check to the Pat Tillman Foundation, which goes to fund scholarships for military veterans and their spouses.



- game with four or more field goals.
- Converted one field goal and one extra point in a Week 13 loss at Pittsburgh (12/6). Appeared in his 302nd career regular season game, with tied for the seventh-most all-time in NFL history with Brett Favre and John Carney. Gave the Colts a 3-0 lead with his 35-yard field goal in the first quarter.
- In a Week 14 loss at Jacksonville (12/13), converted 3-of-3 field goals and one PAT for 10 points. Appeared in his 303rd career regular season game,

which tied Jerry Rice for the sixth-most all-time in NFL history. Tied the game at 3-3 with his 25-yard field goal in the first quarter. On the kick, he passed Jason Hanson (495) for the third-most field goals made in NFL history. Split the uprights on his second field goal of the game from 21 yards to give the Colts a 6-3 lead in the second quarter. On the kick, he passed John Carney (168) for the fourth-most field goals made from 20-29 yards in NFL history. Added his third field goal of the game (32 yards), to cut Jacksonville's lead to 23-16 in the third quarter.

- Converted his lone field goal and PAT attempts for four points in a Week 15 loss against Houston (12/20). He appeared in his 304th career regular season game, which passed Jerry Rice for the sixth-most all-time in NFL history. Split the uprights on a 29-yard field goal in the second quarter to give the Colts a 10-0 lead.
- In a Week 16 win at Miami (12/27), converted his lone field goal and 1-of-2 PAT attempts for four points against the Dolphins. With his 38-yard field goal in the fourth quarter, became the third kicker in NFL history to record 500 career field goals.
- Converted 3-of-3 field goals and three PATs for 12 points in a Week 17 win against Tennessee (1/3/16). He finished the season perfect in field goals from 30-39 yards (6-of-6) and 40-49 yards (8-of-8). Ended the season having split the uprights on his last 25 field goals dating back to a Week 4 contest against Jacksonville.

2014 (COLTS):

- Converted 30-of-31 field goals and all 50 extra points for 140 points. Led the league in field goal percentage (96.8) while ranking third in points and tied for sixth in field goals made. In three postseason games, split the uprights on 5-of-7 field goals (long of 53 yards) and six extra points.
- Was selected to his third career Pro Bowl and was named to the Associated Press NFL All-Pro Team

and PFWA All-NFL Team. Joined Pat McAfee as just the fourth punter-kicker duo from the same team to both earn AP All-Pro recognition in the same season.

- Topped 100 points for the 17th season, which set an NFL record, surpassing Jason Elam's previous mark of 16.
- Converted 35 consecutive field goals from Dec. 22, 2013 - Dec. 28, 2014. It was the longest streak of his career surpassing his previous best of 25 from Nov. 24, 1996 - Nov. 9, 1997. It was also the second longest streak in franchise history (Mike Vanderjagt, 42) and the fourth-longest streak in NFL history.
- Became the first player in NFL history to record 900 points with two different teams (New England) and 200 field goals made with two different teams.
- Set a then-NFL postseason record with his 30th game played (Jerry Rice, 29) in Indianapolis' AFC Championship Game appearance at New England on Jan. 18, 2015.
- In the team's Week 1 meeting at Denver (9/7), split the uprights on a 25-yard field goal and three extra points for six total points. With his field goal in the third quarter, tallied his 541st career field goal attempt, which surpassed Jason Elam for the ninth-most in NFL history. His three extra points tied Mike Vanderjagt (149) for the most consecutive PATs in team history.
- Converted 2-of-2 field goals and three PATs against Philadelphia (9/15). With his first extra point attempt in the first quarter, passed Jason Hanson (673) for sole possession of fifth place in career attempts in NFL history. He also surpassed Mike Vanderjagt for the most consecutive PATs made in team history. With three extra points, Vinatieri passed Jason Hanson (665) for the fifth-most in NFL history.
- In a Week 3 victory at Jacksonville (9/21) split the uprights on 3-of-3 field goals and all five extra point attempts. Tallied a 48-yard field goal on the opening offensive possession and added conversions of 43 yards and 25 yards in the second quarter. Following

INDIANA'S HIGHEST CIVILIAN HONOR

In February of 2017, Vinatieri was honored by the Indiana General Assembly with the Sagamore of the Wabash, Indiana's highest civilian honor. Governor Eric Holcomb presented Vinatieri with the award in front of a standing ovation.

"Adam understands and embodies what it means to be a Hoosier," said Governor Holcomb. "He is truly deserving of the highest honor in the state."



his second kick of 43 yards, passed Matt Stover for fourth place in NFL history in career field goals made between 40-49 yards. With five extra point attempts, passed Jason Elam (679) for fourth place in career PAT attempts in NFL history.

- Converted 2-of-2 field goals and all five PATs for 11 points in a Week 4 win against Tennessee (9/28). With five extra points made, passed Jason Elam (675) for fourth place in NFL history. Added field goals of 31 and 30 yards in the second quarter marking his 13th and 14th consecutive field goals made dating back to Dec. 22, 2013 at Kansas City.
- Converted 2-of-2 field goals and three PATs for nine points in a Week 6 win at Houston (10/9). Following his first extra point of the game in the first quarter, became the first player in NFL history to score 900 career points with two different teams. With his 34-yard field goal in the second quarter, passed John Carney (2,062) for the fourth-most career points scored in NFL history.
- In a Week 7 victory against Cincinnati (10/19), converted both field goal attempts and all three extra points for nine points. With two field goals made (23 and 50), passed John Kasay (461) for the sixth-most field goals converted in NFL history. With his 50-yard field goal in the fourth quarter, tied John Carney, Steve Christie, Mason Crosby, Al Del Greco and Eddie Murray (21) for 17th place all-time in NFL history. The 50-plus yard attempt also moved him in sole possession of second place in team history surpassing Mike Vanderjagt (21).
- Converted 2-of-2 field goals and four PATs for 10 points in a Week 8 loss at Pittsburgh (10/26). Became the first kicker in NFL history to log more than 200 field goals with two different teams (236 with New England).
- In a Week 9 win at the New York Giants (11/3), converted 4-of-4 field goals and four PATs for 16 points. His four field goals marked a season-high and his most dating back to Dec. 1, 2013 against Tennessee. Set a new career-best field goal streak with his 26th straight conversion with his 43-yard field goal in the fourth quarter. With four field goals attempts, passed Jan Stenerud (558) for eighth place in NFL history. With his second extra point of the game in the third quarter, reached 700 career PATs.
- Converted 2-of-2 field goals and two PATs for eight points in a Week 11 loss against New England (11/16). Gave Indianapolis its first points of the game with a 31-yard field goal at the 4:19 mark in the first quarter and became the fourth player in league history to reach 2,100 career points. Tied Nick Lowery and Matt Prater for 15th place all-time in NFL history with 22 career field goals made from 50-plus yards. Following his second extra point of the game in the fourth quarter, Vinatieri notched his eighth point and recorded his 17th career 100-point season (1996-2008, 2010, 2012-14), which set an NFL record.
- In a Week 12 victory against Jacksonville (11/23), converted 3-of-3 field goals and two PATs for 11 points. With his first field goal of the game (46 yards), took sole possession of second place for the longest streak of consecutive field goals made in franchise history with 29. He finished the game with three-straight field goals improving his streak to 31. With his 20-yard field goal at the end of the second quarter, surpassed Matt Stover for fifth place in NFL history in career field goals made. He also passed Stover and John Kasay for sixth place in career field goal attempts.
- Split the uprights on all seven of his extra point attempts in a Week 13 win against Washington (11/30). Set a single-game career-high with seven extra points made and attempted. The seven PATs are also tied for the third most in a game in franchise history. It's the highest total of extra points for the Colts dating back to Nov. 14, 2004 against the Houston Texans. With seven PATs, topped 700 career extra points.
- In a Week 14 victory at Cleveland (12/7), converted 2-of-2 field goals and one PAT for seven points. With his 51-yard field goal in the third quarter, tied Rian Lindell and Josh Scobee (23) for 14th place all-time in NFL history in conversions from 50-plus yards. Took sole possession of second place for the most 50-yard field goals made in Colts history and set a new franchise record for the most consecutive 50-plus yard field goals made. Added his second field goal from 33 yards in the fourth quarter to cut Cleveland's lead to 21-19. With the kick, passed Matt Stover (146) for fifth place in NFL history in kicks made between 30-39 yards.
- Converted his lone field goal attempt (29 yards) while adding two extra points in a Week 15 win against Houston (12/14). Added a 29-yard field goal in the fourth quarter to give the Colts a 17-10 lead. With the conversion, he took sole possession of fourth place in NFL history for the longest streak of consecutive field goals made with 34.
- Converted 2-of-3 field goals and three PATs for nine points in a Week 17 victory at Tennessee (12/28). Concluded the regular season with 140 points, the third-highest total in a single season in franchise history. On his first extra point of the game in the first quarter, improved his streak of consecutive games scoring at least one point to 177. Gave the Colts a 17-7 lead in the second quarter with his 23-yard field goal conversion. It was his 35th consecutive field goal made dating back to 2013. In the third quarter, missed a 46-yard attempt ending his consecutive field goal streak at 35, the fourth longest streak in NFL history. Converted a 26-yard field goal at the start of the fourth quarter to give the Colts a 20-10 lead. With the kick, he tied John Carney for the fourth-most field goals made in NFL history.
- In an AFC Wild Card Playoff victory against

Cincinnati (1/4/15), converted 4-of-4 field goals and two PATs for 14 points against the Bengals. His 14 points are the third-most by a player in a single-game in Colts postseason history and the second-most by a kicker in a single-game (Adam Vinatieri, 15 at Baltimore on 1/13/07). His four field goals made were the second-most by a kicker in Colts postseason history and his four field goal attempts tied for the second-most in a single game. Set a new team record for the longest field goal in postseason history with a 53-yard conversion in the fourth quarter. The kick topped his previous team record of 52 yards (at Baltimore on 1/6/13). Moved into sole possession of second place for the most career postseason games played in NFL history. With 14 points scored against Cincinnati, improved his NFL record of career postseason points to 227. With his first extra point of the game, improved his NFL record of consecutive postseason games scoring at least one point to 28. He also moved into a tie for second place in NFL history for consecutive games converting at least one field goal to 12 with his 38-yard conversion in the second quarter.

- Converted 1-of-2 field goals and three PATs for six points in the team's AFC Divisional Playoff win at Denver (1/11/15). Tied Jerry Rice for the most games played in NFL postseason history with 29. With one field goal, moved into a tie for first place in NFL history in consecutive postseason games converting at least one field goal (13).
- In the team's AFC Championship Game loss at New England (1/18/15), finished with one extra point and missed a 51-yard field goal attempt in the first quarter. Passed Jerry Rice for sole possession of first place for then the most games played in NFL postseason history with 30. With one point scored, improved his NFL record of career postseason points to 234. Improved his NFL record of consecutive postseason games scoring at least one point to 30. Without a field goal, remained tied with Tony Fritsch for the NFL record with 13 consecutive games having converted at least one field goal. Continued to hold NFL postseason records for field goals made (56) and field goals attempted (68). Improved his NFL record for the most career postseason extra points to 66.

2013 (COLTS):

- Converted 35-of-40 field goals and all 34 extra point attempts for 139 points. His field goal and field goal attempt totals established new career highs while his point total ranked as the second-highest for a single season (141 in 2004).
- Recorded his 16th 100-plus point season, which tied Jason Elam for the most in NFL history.
- Became the seventh player in NFL history to reach 2,000 career points.
- Moved into fifth place on the NFL's all-time scoring list at the conclusion of the regular season.
- Was named AFC Special Teams Player of the Week

on two occasions (Weeks 11 and 17).

- In the regular season opener against Oakland (9/8), finished the game with three extra points and passed John Carney for eighth place all-time in league history. He also improved his streak of consecutive games scoring to 147 while tallying a point in his 100th consecutive game with the Colts.
- Against Miami (9/15) in Week 2, converted 2-of-3 field goal attempts while adding two PATs against the Dolphins for eight points. He passed Lou Michaels for the second-most extra points made in franchise history (264).
- Converted 2-of-3 field goals against San Francisco in Week 3 (9/22). His first kick (43 yards) gave the Colts a 10-7 lead in the second quarter and was his first field goal attempt at Candlestick Park. Added his second field goal (41 yards) in the third quarter to give Indianapolis a 13-7 advantage. With three extra points, moved past Lou Michaels (270) for the second-most PAT attempts in Colts history.
- Converted 2-of-2 field goals and two PATs for eight points against the Seahawks (10/6) in Week 5. He split the uprights on his first attempt of 41 yards in the second quarter to cut Seattle's lead to 19-17 and added a 49-yard kick in the fourth quarter to seal a 34-28 victory. With his first extra point of the game in the first quarter, passed Norm Johnson (638) for seventh place on the league's all-time PAT list.
- Split the uprights on all three field goal attempts for nine points in a Week 6 loss at San Diego (10/14). Gave the Colts a 3-0 lead when he converted on a 30-yard attempt on the team's opening offensive possession of the game. The field goal marked the third time this season the Colts tallied points on their opening offensive drive. Notched his second successful kick at the end of the second quarter with a 50-yard conversion and added a 51-yard attempt in the fourth quarter. The two field goals of 50-plus yards gave him 10 total as a member of the Colts. It also marked the first time in his career that he converted two field goals of 50-plus yards in a single game.
- In a Week 7 victory against Denver (10/20), converted all three field goals and all four PATs for 13 points. Gave the Colts their first points of the game with a 27-yard field goal in the first quarter. Split the uprights on his second attempt of 52 yards in the fourth quarter, which gave the Colts a 36-17 lead. It was his third field goal of 50-plus yards in the season. His third kick of the night, a 42-yard conversion gave Indianapolis a two possession lead (39-30) with 5:57 remaining in the contest. With four PATs against the Broncos, he passed Lou Groza (641) for the sixth-most in NFL history.
- Converted 2-of-3 field goals and one PAT for seven points against Houston (11/3). With seven points, passed Marvin Harrison (778) for the third-most points in Colts history.
- In a Week 11 victory at Tennessee (11/14), converted 3-of-3 field goals and three PATs for 12

points. With his second field goal of the game (30 yards) as time expired in the second half, he passed Dean Biasucci (783) for the second-most points scored in Colts history. Split the uprights on his third field goal of the game (50 yards) to give the Colts a 23-17 lead in the third quarter. The kick tied his career-high for 50-yard field goals in a single season (four in 2012). The field goal also marked his 20th career conversion from 50-plus yards, which ranks tied for 21st in NFL history. With three extra point attempts, passed Lou Groza (657) for the sixth-most PAT attempts in NFL history. Earned AFC Special Teams Player of the Week accolades for his performance.

- In a Week 13 victory against Tennessee (12/1), converted 5-of-5 field goals and one PAT for 16 points. With his second kick from 48 yards, became the second player in NFL history to score 800 points with two different teams. Notched his third field goal in the second quarter (45 yards) to give the Colts a 9-7 lead. It was the second time in his career that he split the uprights on three field goals of 40-plus yards in a single contest. Added a 37-yard field goal as time expired in the second quarter and tied his career-high for field goals made in the first half of a single game (four). Also hit four first half field goals as a member of the Patriots on Sept. 11, 2000 against the New York Jets and Nov. 7, 2004 against the St. Louis Rams. Tied his career-high and a franchise record with his fifth field goal conversion (49 yards) in the third quarter. Recorded his 100th point of the season, which tied him with Jason Elam for the most 100-point seasons in NFL history (16). On the kick, tied an NFL record for successful field goals made from 40-49 yards (tied with nine other players) in a single game. With five field goals in the game, passed Jason Elam (436) for seventh place in NFL history in all-time field goals made. Also passed John Kasay (120) for fifth place in league history in successful kicks made between 40-49 yards.
- Split the uprights on four extra points in a Week 14 loss at Cincinnati (12/8). With four points, passed John Kasay (1,970) for eighth place on the NFL's all-time scoring list.
- Converted 3-of-3 field goals and two PATs for 11 points in a Week 15 victory against Houston (12/15). Logged a 37-yard field goal in the second quarter and passed Dean Biasucci (176) for the second-most field goals made in franchise history.
- In a Week 16 victory at Kansas City (12/22), split the uprights on 3-of-4 field goals and two PATs for a total of 11 points. Converted his first field goal of the game in the second quarter (46 yards) and passed Jason Elam (1,983) for sole possession of seventh place on the NFL's all-time scoring list. With his third successful kick of the game (30 yards), Vinatieri set a new single-season career-high for field goals made (32) topping his previous mark of 31 which was set in 1998 and 2004. He had also

converted at least three field goals in a single game this season on seven occasions.

- Split the uprights on 3-of-3 field goals and three PATs for 12 points in a Week 17 win against Jacksonville (12/29). With his 26-yard field goal as time expired in the second quarter, became the seventh player in NFL history to reach 2,000 career points. Passed George Blanda (2,002) and Matt Stover (2,004) for the fifth-most points scored in NFL history. Finished the season with 139 points, which is the third-highest point total by a member of the Colts in a single season, passing Cary Blanchard's 135 in 1996. The total also marked the second-highest single-season point total of his career (141 in 2004). With three field goals against Jacksonville, moved into sole possession of third place for the most field goals made in a single season in franchise history. His 35 field goals were a personal career best. Improved his streak of consecutive games having scored at least one point to 161. Was named AFC Special Teams Player of the Week for his performance for the second time in 2013.
- Played in his 26th career postseason game during the team's AFC Wild Card Playoff victory against Kansas City (1/4/14), which ranked tied for fourth in the NFL. Converted one field goal and six PATs for a total of nine points. Split the uprights on a 37-yard field goal in the second quarter to cut the Chiefs lead to 24-10. His six extra points ranked as the second-most for a single-game in team postseason history. He also tied David Akers (58) for the most career PATs in NFL postseason history.
- During the team's AFC Divisional Playoff loss at New England (1/11/14), converted 2-of-2 field goals and two PATs for eight points. Split the uprights on an extra point following the team's first touchdown of the game and took sole possession of first place on the NFL's all-time postseason extra point list, topping David Akers' old record of 58. His 36-yard field goal in the second quarter cut New England's lead to 21-10. Added his second field goal of the game (21 yards) on the team's first offensive drive in the third quarter to trim the Patriots' lead to 21-15. Played in his 27th career postseason game, which tied for the second-most in NFL history with D.D. Lewis.

2012 (COLTS):

- In 16 games, converted 26-of-33 field goals (78.8 percent), including a long of 53 yards, and was successful on all 37 extra points for 115 total points.
- Ranked eighth among AFC kickers and 16th among NFL kickers in scoring.
- Topped 100 points for the season for the 15th time in his career, which ranked second behind Jason Elam's 16 seasons.
- Became the 11th player in NFL history with 600-plus career PAT attempts in the season opener at Chicago (9/9).

- Notched the game-winning 53-yard kick with eight seconds remaining in the fourth quarter against Minnesota (9/16), which was the longest game-winning field goal of his career.
- Became the eighth player in NFL history with 400 career field goals at Tennessee (10/28). He also exceeded 1,800 points for his NFL career. Following his PAT attempt after Delone Carter's game-tying touchdown, Vinatieri became the 10th player in NFL history with 600 extra points for a career. Vinatieri competed in his 250th NFL game, which ranked second among active players (Jason Hanson).
- With five points at Detroit (12/2), he passed Lenny Moore (678) for fourth place on the team's all-time scoring list.
- Tied his season-long field goal with a 53-yard kick in the fourth quarter to give the Colts a 24-23 advantage against Tennessee (12/9). The field goal moved him into third place in franchise history in 50-plus-yard field goals (eight), passing Raul Allegre and Cary Blanchard.
- Tallied four extra points against Houston (12/30) and passed Dean Biasucci (255) for third in Colts history in career PATs.
- Split the uprights on three-of-four field goal attempts in the team's AFC Wild Card Playoff loss at Baltimore (1/6/13). With the kicks, he recorded his 25th consecutive postseason game having scored at least one point, which set an NFL record. Improved his NFL record of field goals made in the postseason to 48. With his 52-yard field goal in the second quarter, had converted four-of-five field goals from 50-plus yards in the postseason, which set an NFL postseason record. The 52-yard kick was also the longest of his postseason career. Ended the game having converted 22-of-24 field goal attempts in the postseason as a member of the Colts. With nine points, he improved his current NFL postseason record to 196.

2011 (COLTS):

- In 16 games, converted 23-of-27 field goal attempts and all 24 extra points for 93 total points.
- Split the uprights on all four field goal attempts, including a 52-yarder against Cleveland (9/18). His 52-yard long was his longest field goal since 2008 when he converted from the same distance against New England (11/2/08).
- Connected on a 53-yard field goal against Kansas City (10/9), which was tied for the fourth-longest kick of his career (regular season and postseason).
- Made his only field goal attempt at Tennessee (10/30), which moved him above the 1,700-point plateau and extended his streak of consecutive games scoring to 122.
- Split the uprights on field goals of 43 and 31 yards against Carolina (11/27) and moved past Nick Lowery (1,711) for ninth place on the NFL's all-time career points list.

- Remained perfect in field goal attempts in his career against Baltimore (10 kicks), having split the uprights on a 22-yard kick at the Ravens (12/11).
- Hit on field goals of 23, 32, 47 and 31 yards against Houston (12/22). With his 47-yard field goal in the third quarter, Vinatieri (385) surpassed Nick Lowery (383) for eighth place on the NFL's all-time field goals list. Missed a 42-yard attempt at the end of the first half, which ended his streak of 33 consecutive field goals made at Lucas Oil Stadium in the regular season.
- Scored the Colts first points of the game with a 48-yard field goal in the second quarter at Jacksonville (1/1/12), extending his consecutive games scoring streak to 130. Also connected on a 20-yard field goal in the third quarter.

2010 (COLTS):

- Appeared in all 16 games and converted 26-of-28 field goals (92.9 percent) and all 51 PATs (single season career-high) for 129 points.
- Named AFC Special Teams Player of the Week for his performances against Cincinnati (11/14) and Tennessee (1/2).
- His point total marked the second-highest of his career (141 in 2004) and his extra point total set a career-best.
- Became the seventh NFL kicker in league history to record 500-plus points with two different teams.
- Split the uprights on two field goals and three PATs at Denver (9/26).
- Converted four field goals and one extra point against Kansas City (10/10).
- Made two field goals at Washington (10/17) and surpassed Al Del Greco (347) to move into 11th place in NFL history for most field goals made.
- Notched three field goals on three attempts and three PATs against Houston (11/1). Surpassed Al Del Greco (1,584) for the 13th most kicking points in NFL history.
- Surpassed Eddie Murray (1,594) for the 12th most kicking points in league history and tied Murray (352) for 11th in most field goals made with one field goal and three PATs at Philadelphia (11/7).
- Was named AFC Special Teams Player of the Week with three field goals and two PATs against Cincinnati (11/14). Became the 12th NFL kicker with 1,600-plus career points.
- Hit three field goals and three extra points at Tennessee (12/9) to surpass 100 points for the 14th time in his career.
- Was named AFC Special Teams Player of the Week after booting three field goals and two PATs against Tennessee (1/2/11), and his 43-yarder at the final gun was his 23rd career game-winning field goal.
- Split the uprights on three field goal attempts while adding one PAT in the AFC Wild Card Playoffs against the New York Jets (1/8/11).

2009 (COLTS):

- Saw action in six games, appearing in the first five and was inactive for the remaining contests.
- Named to the NFL's All-Decade Team as well as *Sporting News* and *Sports Illustrated* NFL All-Decade Team (2000-09).
- Converted 7-of-9 field goals and 17 PATs for 38 points.
- Split the uprights on two field goals and three PATs at Miami (9/21).
- Was 2-of-2 on field goal attempts with the addition of four extra points against Seattle (10/4).
- Was inactive for the postseason against Baltimore in the AFC Divisional Playoffs (1/16/10), the New York Jets in the AFC Championship Game (1/24/10) and Super Bowl XLIV vs. New Orleans (2/7/10).

2008 (COLTS):

- Played in 16 games and was 20-of-25 on field goals while adding 43 PATs for 103 points, his 13th consecutive year topping 100-plus points.
- Earned AFC Special Teams Player of the Week honors for his performance against New England (11/2).
- Contributed with three special teams tackles (two solo).
- Hit a 47-yard game-winning field goal with three seconds remaining at Minnesota (9/14), which was the 21st game-winning kick of his career.
- Split the uprights on a 52-yard kick vs. New England (11/2) with 8:05 remaining for the deciding points in an 18-15 victory. Was named AFC Special Teams Player of the Week.
- Hit 4-of-4 field goals and three PATs against Houston (11/16).
- Notched three field goals, including a 51-yard game-winner with no time remaining in the fourth quarter at San Diego (11/23). The kick was the longest game-winning field goal of his career.
- Totaled one field goal and two PATs in the AFC Wild Card Playoffs at San Diego (1/3/09).

2007 (COLTS):

- Appeared in 16 games and totaled 23-of-29 field goals and 49-of-51 PATs for 118 points.
- His 118 points marked his 12th consecutive 100-plus point season.
- Scored seven-plus points in 12 games, including his first eight games.
- Split the uprights on 3-of-3 field goals and three PATs for 12 points and his third consecutive double-digit scoring game at Houston (9/23).
- Kicked his 20th career game-winning field goal in the final minute of the fourth quarter or overtime with a 24-yarder with three seconds remaining against Kansas City (11/18).
- Totaled one field goal and three PATs for six points against San Diego (1/13/08) in the AFC Divisional Playoffs.

2006 (COLTS):

- Saw action in 13 games in his first season with the Colts and was inactive for games 3-5 with an injury.
- Had played in 162 consecutive games before missing one against Jacksonville (9/24).
- Was named AFC Special Teams Player of the Week for his performance at the New York Giants (9/10) and at Denver (10/29).
- Totaled 25-of-28 field goals and 38 PATs for 113 points.
- Recorded four field goals on four attempts at the New York Giants (9/10) and was named AFC Special Teams Player of the Week for his performance.
- Hit four field goals and the game-winning 37-yard kick with two seconds left at Denver (10/29) and was named AFC Special Teams Player of the Week for his efforts.
- Appeared in four postseason games and tallied 14-of-15 field goals and seven PATs for an NFL single postseason record 49 points. Topped Terrell Davis' 48 points in 1997. Scored 10-plus points in every game.
- Converted 3-of-3 field goals and two PATs against Kansas City in the AFC Wild Card Playoffs (1/6/07). Recorded his first career 50-plus yard postseason field goal.
- Split the uprights on 5-of-5 field goals for the team's 15 points in a 15-6 win at Baltimore in the AFC Divisional Playoffs (1/13/07). Tied the record he already shared with six other kickers for the most field goals made in a postseason game.
- Tallied three field goals and three PATs against New England (1/21/07) in the AFC Championship Game.
- Hit 3-of-4 field goals and two PATs against Chicago (2/4/07) in Super Bowl XLI. Became the only kicker to hit a field goal in four Super Bowls and appear in five Super Bowls.

2005 (PATRIOTS):

- Appeared in 16 games for the 10th consecutive season for New England and converted 20-of-25 field goals and 40-of-41 PATs for 100 points.
- Named AFC Special Teams Player of the Week for his performance at Pittsburgh (9/25).
- Split the uprights on 3-of-4 field goals and two PATs at Pittsburgh (9/25) to earn AFC Special Teams Player of the Week honors. His 35-yard kick with one second remaining in the game was the difference in a 23-20 victory.
- Nailed a game-winning 29-yard field goal with 17 seconds remaining in a 31-28 win at Atlanta (10/9).
- Converted all four PATs and contributed with a 24-yard pooch punt downed at the four-yard line against Jacksonville (1/7/06) in the team's AFC Wild Card Playoff game.
- Split the uprights on 2-of-3 field goals and one PAT at Denver (1/14/06) in the AFC Divisional Playoffs.

2004 (PATRIOTS):

- Logged one of the finest seasons in his career

having converted 31-of-33 field goals (93.9 percent) and hitting all 48 PATs for a career-high and NFL-best 141 points.

- His 31 field goals tied a career-high set in 1998, while his percentage marked a career-best.
- Named to his second Pro Bowl.
- Selected as the AFC Special Teams Player of the Month for November.
- Earned AFC Special Teams Player of the Week honors for his efforts against St. Louis (11/7) and Pittsburgh in the postseason (1/23).
- Hit 23 consecutive field goals from Oct. 10 to Dec. 26 and hit 29 of his last 30 field goals, including the playoffs.
- Split the uprights on all four field goal attempts and four PATs at St. Louis (11/7). Also threw his first career touchdown pass (four yards) to Troy Brown on a fake field goal. His performance earned him AFC Special Teams Player of the Week honors.
- Tied a career-high with five field goals against Buffalo (11/14) and set a single-game career-high with 17 points.
- Tied a career-high with six PATs at Cleveland (12/5).
- Was 3-of-4 in field goal attempts at the New York Jets (12/26), snapping a string of 23 consecutive field goals.
- Was 5-of-5 in field goals and 10-of-10 in PATs for an NFL-leading 25 postseason points.
- Split the uprights on two field goals against Indianapolis (1/16/05) in the AFC Divisional Playoffs.
- Converted both field goal attempts in the AFC Championship Game at Pittsburgh (1/23/05) to earn NFL Special Teams Player of the Week honors. His 48-yard field goal tied the New England postseason record and was the longest field goal in Heinz Field history.
- Hit his lone field goal attempt and three extra points against Philadelphia (2/6/05) in Super Bowl XXXIX. Gave the Patriots a 24-14 lead with a 22-yard field goal in the fourth quarter.

2003 (PATRIOTS):

- Was 25-of-34 on field goals while contributing with 37-of-38 PATs for 112 points.
- Hit a season-long 48-yard field goal and five PATs against Tennessee (10/5).
- Split the uprights on his 200th career field goal at Denver (11/3).
- Nailed three field goals, including the game-winning kick with 41 seconds remaining in overtime to give the club a 23-20 victory at Houston (11/23).
- Hit 1-of-2 field goals and two extra points against Tennessee (1/10/04), including the game-winning 46-yard field goal with 4:06 remaining for a 17-14 victory in the AFC Divisional Playoffs.
- Tied an NFL playoff record with five field goals (31, 25, 27, 21, 34) in a 24-14 victory against Indianapolis (1/18/04) in the AFC Championship Game.
- Notched 1-of-3 field goals and three PATs against

Carolina in Super Bowl XXXVIII (2/1/04). Hit the game-winning 41-yard field goal with four seconds remaining for a 32-29 victory, his second game-winning Super Bowl kick in three seasons.

2002 (PATRIOTS):

- Booted 27-of-30 field goals and 36-of-36 PATs for 117 points, then the third-highest total of his career.
- Earned his first career Pro Bowl selection.
- Named AFC Special Teams Player of the Week for his performance against Miami (12/29).
- Was 3-of-3 on field goal attempts while adding five PATs for a seasonal-best 14 points at the New York Jets (9/15).
- Hit the game-winning 35-yard field goal in a 41-38 overtime victory against Kansas City (9/22).
- Was 4-of-4 on field goal attempts, including a career-best 57-yarder at Chicago (11/10).
- Was 4-of-4 on field goals, including the game-tying and game-winning field goals in a 27-24 overtime win vs. Miami (12/29). Was named AFC Special Teams Player of the Week for his performance.

2001 (PATRIOTS):

- Converted 24-of-30 field goals and 41-of-42 PATs for 113 points.
- Had five game-winning field goals, including two in the playoffs.
- Named AFC Special Teams Player of the Week for his efforts at Buffalo (12/16).
- Was 3-of-3 in field goals and five-of-five in PATs for a seasonal-best 14 points against Indianapolis (9/30).
- Split the uprights on three field goals and two PATs against San Diego (10/14). Hit the game-winning 44-yard field goal in a 29-26 overtime victory.
- Nailed a 54-yard field goal against Cleveland (12/9), the second-longest kick in his career. Had a 33-yard pooch punt in fourth quarter that was downed at the Cleveland two-yard line.
- Scored the entire club's points on four field goals, including a 23-yard game-winning field goal in a 12-9 win at Buffalo (12/16). Was named AFC Special Teams Player of the Week for his performance.
- Tallied six field goals on seven attempts and added six PATs for 24 postseason points.
- Was 3-of-3 on field goals while contributing with one PAT in a 16-13 overtime win against Oakland in the AFC Divisional Playoffs (1/19/02). Hit a 45-yard game-tying kick in the snow with 32 seconds remaining and hit the game-winning 23-yard field goal in overtime for the victory.
- Contributed with one field goal and three PATs at Pittsburgh in the AFC Championship Game (1/27/02).
- Tallied the game-winning 48-yard field goal as time expired in a 20-17 victory vs. St. Louis in Super Bowl XXXVI (2/3/02). The kick marked the first time the Super Bowl had been decided on the final play of the game.

2000 (PATRIOTS):

- Converted 27-of-33 field goals and split the uprights on all 25 PATs for 106 points.
- Was 3-of-3 on field goals, including the game-winning 22-yard kick with three seconds remaining in a 16-13 victory against Cincinnati (11/19).
- Split the uprights on 3-of-4 field goals and three PATs for 12 points against Kansas City (12/4). Hit a 53-yard field goal, which was the longest outdoor kick in his career.
- Hit the game-winning 24-yard field goal with 19 seconds remaining in overtime for a 13-10 victory at Buffalo (12/17).

1999 (PATRIOTS):

- Was 26-of-33 on field goals while adding 29-of-30 PATs for 107 points.
- Was named AFC Special Teams Player of the Month for September after converting 7-of-7 field goal attempts, all eight PATs and two game-winning field goals.
- Scored a seasonal-high 12 points (3-of-3 field goals and three PATs), including the game-winning 23-yard field goal in a 30-28 victory at the New York Jets (9/12).
- Hit the game-winning 26-yard field goal against Indianapolis (9/19) in a 31-28 win.
- Had a New England franchise-record streak of PATs snapped at 117 with a blocked attempt at Arizona (10/31).

1998 (PATRIOTS):

- Split the uprights on 31-of-39 field goals and all 32 PATs for a then-career-best 127 points (also includes a two-point conversion).
- His 31 field goals were a then-career-best.
- Added nine special teams tackles.
- Named AFC Special Teams Player of the Week for his efforts at New Orleans (10/4) and vs. Miami (11/23) and earned Special Teams Player of the Month honors in October having converted 10-of-11 field goals and nine PATs for 39 points.
- Converted 3-of-4 field goals, including a 52-yarder vs. Indianapolis (9/13).
- Hit all three field goal attempts and three PATs at New Orleans (10/4), including a game-winning 27-yard kick in a 30-27 victory. Earned AFC Special Teams Player of the Week honors for his performance.
- Logged a career-high 16 points on 4-of-4 field goal attempts and four PATs against Kansas City (10/11).
- Nailed all four field goal attempts and two extra points against Miami (11/23) earning AFC Special Teams Player of the Week honors.
- Hit the game-winning 35-yard field goal with three seconds left in a 24-21 victory against San Francisco (12/20).

1997 (PATRIOTS):

- Was 25-of-29 on field goal attempts while contributing with 40 PATs for 115 points.
- Named AFC Special Teams Player of the Week for his performance against Buffalo (10/12).
- Hit the game-winning 34-yard field goal in a 27-24 overtime victory against the New York Jets (9/14).
- Converted 4-of-4 field goals and three PATs for 15 points against Buffalo (10/12). Hit a then-career-long 52 yard field goal and was named AFC Special Teams Player of the Week for his efforts.
- Scored all of the Patriots points with two field goals (31 and 46 yards) at Pittsburgh (1/3/98) in the AFC Divisional Playoffs.

1996 (PATRIOTS):

- Converted 27-of-35 field goals and 39-of-42 PATs for 120 points, which ranked third in the AFC and fifth in the NFL.
- Was named AFC Special Teams Player of the Week for his performance against Jacksonville (9/22).
- His 120 points by a rookie ranked eighth in NFL history.
- Split the uprights on 5-of-6 field goals and one-of-two PATs for a season-high 16 points vs. Jacksonville (9/22) earning AFC Special Teams Player of the Week honors. Hit the game-winning 40-yard field goal in overtime in the 28-25 victory as his field goals made marked a then-career-best, while his attempts are a career-high.
- Tallied three field goals on three attempts while adding three PATs at Baltimore (10/6). Also contributed with a season-long 50-yard field goal.
- Contributed with four extra points in the team's 28-3 victory over Pittsburgh (1/5/97) in the AFC Divisional Playoffs.
- Converted 2-of-3 field goals and two PATs against Jacksonville (1/12/97) in the AFC Championship Game.
- Made three extra points in the team's Super Bowl XXXI loss to the Green Bay Packers (1/26/97).

COLLEGE:

- Four-year letterman who finished as South Dakota State's all-time leading scorer with 185 career points.
- Served as the school's placekicker and also handled punting duties in his final three seasons, earning first-team all-conference honors each year.
- Split the uprights on 27-of-53 career field goals with 104-of-114 PATs. Also added 144 career punts.
- Tallied 47 points as a senior and tied a career-long kick with a 51-yard field goal. Originally set the school record with a 51-yard field goal as a sophomore.
- Led the conference with a 43.5 punting average as a senior, which also ranked fourth in Division II. Contributed with a career-long 77-yard kick.
- Earned second-team all-conference honors as a

junior.

- Holds a degree in fitness and wellness.

PERSONAL:

- Attended Rapid City (S.D.) Central High School and lettered in football, soccer, track and wrestling.
- Earned first-team all-state honors in 1991.
- Vinatieri and his wife, Valerie, reside with their sons, A.J. and Gabriel, and daughter, Allison.
- Born in Yankton, S.D.

VINATIERI'S GAME-WINNING FIELD GOALS (27)

Opponent	Date	Yards	Time	Final Score
vs. Jacksonville	9/22/96	40	12:24	28-25 OT
vs. New York Jets	9/14/97	34	6:57	27-24 OT
at New Orleans	10/4/98	27	0:03	30-27
vs. San Francisco	12/20/98	35	0:03	24-21
at New York Jets	9/12/99	23	0:03	30-28
vs. Indianapolis	9/19/99	26	0:35	31-28
vs. Cincinnati	11/19/00	22	0:03	16-13
at Buffalo	12/17/00	24	0:19	13-10 OT
vs. San Diego	10/14/01	44	10:55	29-26 OT
at Buffalo	12/16/01	23	9:15	12-9 OT
vs. Oakland	1/19/02	23	6:31	16-13 OT
vs. St. Louis	2/3/02	48	0:00	20-17+
vs. Kansas City	9/22/02	35	10:20	41-38 OT
vs. Miami	12/29/02	35	12:57	27-24 OT
at Houston	11/23/03	28	0:40	23-20 OT
vs. Carolina	2/1/04	41	0:04	32-29#
at Pittsburgh	9/25/05	43	0:01	23-20
vs. Atlanta	10/9/05	29	0:17	31-28
at Denver	10/29/06	37	0:02	34-31
vs. Kansas City	11/18/07	24	0:03	13-10
at Minnesota	9/14/08	47	0:03	18-15
at San Diego	11/23/08	51	0:00	23-20
vs. Tennessee	1/2/11	43	0:00	23-20
vs. Minnesota	9/16/12	53	0:08	23-20
vs. Jacksonville	10/4/15	27	4:36	16-13 OT
at Atlanta	11/22/15	43	0:52	24-21
vs. San Francisco	10/8/17	51	1:38	26-23

*All FGs 1996-2005 came while with New England

+Super Bowl XXXVI

#Super Bowl XXXVIII

GETTING TO KNOW ADAM VINATIERI

Favorite food: Anything cooked for me

Hobbies outside of football: Hunting, fishing, hiking and hanging out with my family

Favorite vacation spot: Italy

What's the one thing you couldn't live without:
My family, wife and kids

2017 GAME-BY-GAME STATISTICS

Date/Opp	FGM	FGA	PCT	LG	BLK	PAT-M	PAT-A	PCT	BLK	PTS	1-19	20-29	30-39	40-49	50+
9/10 @ LAR	1	2	50.0%	20	0	0	1	0.0%	0	3	0-0	1-1	0-1	0-0	0-0
9/17 @ ARI	2	2	100.0%	46	0	1	1	100.0%	0	7	0-0	1-1	0-0	1-1	0-0
9/24 vs. CLE	1	1	100.0%	33	0	4	4	100.0%	0	7	0-0	0-0	1-1	0-0	0-0
10/1 @ SEA	1	1	100.0%	40	0	1	1	100.0%	0	4	0-0	0-0	0-0	1-1	0-0
10/8 vs. SF	4	4	100.0%	52	0	2	2	100.0%	0	14	0-0	1-1	1-1	0-0	2-2
10/16 @ TEN	3	3	100.0%	52	0	1	2	50.0%	0	10	0-0	1-1	1-1	0-0	1-1
10/22 vs. JAX	DID NOT PLAY														
10/29 @ CIN	3	3	100.0%	33	0	2	2	100.0%	0	11	0-0	2-2	1-1	0-0	0-0
11/5 @ HOU	2	2	100.0%	53	0	2	2	100.0%	0	8	0-0	1-1	0-0	0-0	1-1
11/12 vs. HIT	1	1	100.0%	48	0	2	2	100.0%	0	5	0-0	0-0	0-0	1-1	0-0
11/26 vs. TEN	3	3	100.0%	42	0	1	1	100.0%	0	10	0-0	2-2	0-0	1-1	0-0
12/9 @ JAX	1	1	100.0%	27	0	1	1	100.0%	0	4	0-0	1-1	0-0	1-1	0-0
12/10 @ BUF	0	2	0.0%	0	0	1	1	100.0%	0	1	0-0	0-0	0-1	0-1	0-0
12/14 vs. DEN	DID NOT PLAY														
12/23 @ BAL	DID NOT PLAY														
12/31 vs. HOU	DID NOT PLAY														
2017 TOTALS	22	25	88.0%	63	0	18	20	90.0%	0	64	0-0	10-10	4-4	4-5	4-4

CAREER REGULAR SEASON STATISTICS

Year	FGM	FGA	PCT	LG	BLK	PAT-M	PAT-A	PCT	BLK	PTS	1-19	20-29	30-39	40-49	50+
2017 IND	22	25	88.0%	63	0	18	20	90.0%	0	64	0-0	10-10	4-4	4-5	4-4
2016 IND	27	31	87.1%	56	0	44	44	100.0%	0	35	0-0	3-3	7-7	10-12	7-9
2015 IND	25	27	92.6%	55	0	32	35	91.4%	1	107	0-0	7-8	6-6	8-8	4-5
2014 IND	30	31	96.8%	53	0	50	50	100.0%	0	140	0-0	10-10	10-10	7-8	3-3
2013 IND	35	40	87.5%	57	1	34	34	100.0%	0	139	0-0	8-8	10-11	15-17	4-6
2012 IND	26	33	78.8%	53	0	37	37	100.0%	0	115	1-1	8-8	4-7	8-10	4-7
2011 IND	23	27	85.2%	53	1	24	24	100.0%	0	93	0-0	7-7	6-7	8-10	2-3
2010 IND	26	28	92.9%	48	1	51	51	100.0%	0	129	0-0	8-8	9-10	9-10	0-0
2009 IND	7	9	77.8%	49	0	17	18	94.4%	1	38	1-1	3-3	1-2	2-2	0-1
2008 IND	20	25	80.0%	52	1	43	43	100.0%	0	103	0-0	3-3	11-13	4-7	2-2
2007 IND	23	29	79.3%	39	1	49	51	96.1%	2	118	1-1	14-15	8-10	0-2	0-1
2006 IND	25	28	89.3%	48	0	38	38	100.0%	0	113	1-1	3-3	12-13	9-10	0-1
2005 IND	20	25	80.0%	49	0	40	41	97.6%	1	100	0-0	7-7	9-9	4-6	0-2
2004 NE	31	33	93.9%	48	0	48	48	100.0%	0	141	0-0	13-13	7-7	11-12	0-1
2003 NE	25	34	73.5%	48	1	37	38	97.4%	1	112	0-0	16-17	4-8	5-8	0-1
2002 NE	27	36	75.0%	57	0	36	36	100.0%	0	117	0-0	6-6	12-12	8-10	1-2
2001 NE	24	30	80.0%	54	0	41	42	97.6%	1	113	1-1	8-8	7-8	7-12	1-1
2000 NE	27	33	81.8%	53	0	25	25	100.0%	0	106	0-0	11-13	8-9	7-8	1-3
1999 NE	26	33	78.8%	51	0	29	30	96.7%	1	107	1-1	14-14	5-7	5-9	1-2
1998 NE	31	39	79.5%	55	1	32	32	100.0%	0	125	3-3	8-8	9-14	9-12	2-2
1997 NE	25	29	86.2%	52	0	40	40	100.0%	0	115	0-0	11-11	7-9	6-8	1-1
1995 NE	27	35	77.1%	50	1	39	42	92.9%	1	120	1-1	9-10	8-8	8-14	1-2
TOTAL	552	654	84.4%	57	8	804	819	96.2%	9	2,462	10-10	162-191	164-194	155-200	38-59

CAREER POSTSEASON STATISTICS

Year	FGM	FGA	PCT	LG	BLK	PAT-M	PAT-A	PCT	BLK	PTS	1-19	20-29	30-39	40-49	50+
2014 IND	5	7	71.4%	53	0	6	6	100.0%	0	21	0-0	2-2	2-2	0-1	1-2
2013 IND	3	3	100.0%	37	0	8	8	100.0%	0	17	0-0	1-1	2-2	0-0	0-0
2012 IND	3	4	75.0%	52	0	0	0	0.0%	0	9	0-0	1-1	0-0	1-2	1-1
2010 IND	3	3	100.0%	50	0	1	1	100.0%	0	10	0-0	0-0	1-1	1-1	1-1
2009 IND	0	0	0.0%	0	0	0	0	0.0%	0	0	0-0	0-0	0-0	0-0	0-0
2008 IND	1	1	100.0%	43	0	2	2	100.0%	0	5	0-0	0-0	0-0	1-1	0-0
2007 IND	1	1	100.0%	46	0	3	3	100.0%	0	6	0-0	0-0	0-0	1-1	0-0
2006 IND	14	15	93.3%	51	0	7	7	100.0%	0	49	1-1	5-5	2-3	4-4	2-2
2005 NE	2	3	66.7%	40	0	5	5	100.0%	0	11	0-0	0-0	1-1	1-2	0-0
2004 NE	5	5	100.0%	48	0	10	10	100.0%	0	25	0-0	2-2	2-2	1-1	0-0
2003 NE	7	10	70.0%	46	0	6	6	100.0%	0	27	0-0	3-3	2-4	2-3	0-0
2001 NE	6	7	85.7%	46	0	6	6	100.0%	0	24	0-0	2-2	1-1	3-3	0-1
1998 NE	1	1	100.0%	27	0	1	1	100.0%	0	4	0-0	1-1	0-0	0-0	0-0
1997 NE	3	5	60.0%	46	0	2	2	100.0%	0	11	0-0	1-1	1-1	1-3	0-0
1995 NE	2	3	66.7%	29	0	9	9	100.0%	0	15	0-0	2-2	0-0	0-1	0-0
TOTAL	56	68	82.4%	53	0	66	66	100.0%	0	214	1-1	20-20	14-17	16-23	5-7

ADDITIONAL STATISTICS:

Painting Career: Two points for 51 shots, with two in-shots 20 1986 1-27 128/95 vs. NYJ 2001 1-33 129/91 vs. Cleveland.
 Passing: 2004 1-14 TD, 12/22 passer rating, 11/70# at St. Louis (Falm FC).

67

T



JEREMY VUJNOVICH

6-5 • 300 • LOUISIANA COLLEGE

NFL EXP: 1 (1st Year with Colts)

HOW ACQUIRED: FA – 2016

BORN: 10/12/90

GP/GS (POSTSEASON): 15/13 (0/0)

CAREER TRANSACTIONS:

- Signed by the Colts to the active roster from the practice squad on December 15, 2016.
- Signed by the Colts to the practice squad on October 14, 2016.
- Waived by the Colts on October 13, 2016.
- Signed by the Colts to the active roster from the practice squad on October 1, 2016.
- Signed by the Colts to the practice squad on September 4, 2016.
- Waived by the Colts on September 3, 2016.
- Signed by the Colts as a free agent on May 12, 2016.
- Released by the Green Bay Packers on May 9, 2016.
- Signed to the Green Bay practice squad on September 8, 2015.
- Released by the Packers on September 5, 2015.
- Signed by the Packers to the practice squad on August 31, 2014.
- Released by Green Bay on August 30, 2014.
- Signed as an undrafted free agent by the Packers on January 7, 2014.

2017 (COLTS):

- Made his first career start at left guard in the team's Week 1 loss at the Los Angeles Rams (9/10).
- Started at left guard in a Week 2 loss against Arizona (9/17) and blocked for an offense that generated 266 yards of net offense.
- In a Week 3 win against Cleveland (9/24), started at left guard and provided time for Jacoby Brissett to rush for two touchdowns and throw for another.
- Started at left guard in a Week 4 loss at Seattle (10/1) and blocked for an offense that registered 237 net yards.
- In a Week 5 victory against San Francisco (10/8), started at left guard and was part of an offense that recorded 447 net yards and 25 first downs.
- Started at left guard in a Week 6 loss at Tennessee (10/16) and blocked for an offense that totaled 297 net yards.
- In a Week 7 loss against Jacksonville (10/22), started at left guard and assisted an offense that recorded 232 net yards.
- Helped the Colts offense produce 331 net yards starting at left guard in a Week 8 loss at Cincinnati (10/29).
- Started at left guard in a Week 9 win at Houston

(11/5) and assisted an offense that recorded 371 net yards while blocking for Jacoby Brissett who threw for 308 yards and two touchdowns.

- In a Week 10 loss against Pittsburgh (11/12), started at left guard and provided time for Jacoby Brissett to throw for 222 yards and two touchdowns as the offense recorded 267 net yards.
- Started at left guard in a Week 12 loss against Tennessee (11/26) and blocked for an offense that recorded 254 net yards.
- Provided time for the offense to generate 290 net yards starting at left guard in a Week 13 loss at Jacksonville (12/3).
- In a Week 14 loss at Buffalo (12/10), started at left guard and blocked for Frank Gore to set a single-game career-high with 36 rushes totaling 130 yards.

2016 (COLTS):

- Competed in two games with the Colts (Week 4 at Jacksonville and Week 15 at Minnesota).
- Was inactive for another three contests.

2015 (PACKERS):

- Spent the 2015 season on the Green Bay practice squad.

COLLEGE:

- Appeared in 29 games (28 starts) in four seasons at Louisiana College.
- In 2012, started all 10 games and was part of an offensive line that paved the way for running back Ryan Morris to rush 224 times for 1,110 yards and 13 touchdowns.
- Received First Team American Southwest Conference, Second Team All-Louisiana and *D3football.com's* Second Team All-South Region honors as a senior.
- Started at left tackle all nine games he appeared in as a junior, helping the Wildcats gain more than 500 yards in six separate games and earning an American Southwest Conference first-team selection along the way.
- In 2010, named to the All-American Southwest Conference honorable mention team after starting all nine games he played in and helping block for an offense that rushed for more than 100 yards on seven different occasions and pass for at least four

touchdowns in all but one game.

- Saw action in one game as a true freshman getting his first taste of collegiate action in a 42-3 victory at Texas Lutheran (11/7).

PERSONAL:

- Attended Belle Chasse (La.) High School where he lettered in both football and basketball.
- Helped lead the team to the 2008 Class 4A state championship as a senior where he took home all-state, all-metro and all-district honors.
- Fitted students for new shoes and hats as part of the team's 2016 Cold Feet Warm Shoes event.
- Majored in criminal justice.
- A native of Belle Chasse, La.

CAREER GP/GS (POSTSEASON):

2017 IND: 13/13

2016 IND: 2/0

2015 GB: 0/0

TOTAL: 15/13

GETTING TO KNOW JEREMY VUJNOVICH

Favorite musician and/or song: Country music

Hobbies outside of football: Duck hunting, deer hunting and fishing

Favorite food: Steak and lobster

Favorite vacation spot: Somewhere on a beach

Favorite movie: The *Rush Hour* series

What's the one thing you couldn't live without:

My wife

50

ILB

ANTHONY WALKER

6-1 • 242 • NORTHWESTERN

NFL EXP: Rookie

HOW ACQUIRED: D5 – 2017 (161st overall)

BORN: 8/8/95

GP/GS (POSTSEASON): 7/0 (0/0)

CAREER TRANSACTIONS:

- Selected by the Colts in the fifth round (161st overall) of the 2017 NFL Draft.

2017 (COLTS):

- Competed in his first career game during the team's Week 1 loss at the Los Angeles Rams (9/10), but did not record a tackle.
- Listed as inactive for a Week 2 loss against Arizona (9/17).
- Was inactive for a Week 3 win against Cleveland (9/24).
- Listed as inactive for a Week 4 loss at Seattle (10/1).
- Finished with one special teams tackle in a Week 5 victory against San Francisco (10/8).
- Was inactive for a Week 6 loss at Tennessee (10/16).
- Listed as inactive for a Week 7 loss against Jacksonville (10/22).
- Was inactive for a Week 8 loss at Cincinnati (10/29).
- Competed on special teams and finished with one tackle in a Week 9 win at Houston (11/5).
- In a Week 10 loss against Pittsburgh (11/12), finished with one special teams tackle.
- Saw action on special teams in a Week 12 loss against Tennessee (11/26).
- Competed on special teams in a Week 13 loss at Jacksonville (12/3).
- Participated on special teams in a Week 14 loss at Buffalo (12/10).

COLLEGE:

- Started 33-of-38 career games in three seasons at Northwestern and totaled 278 tackles (155 solo), 39.5 tackles for loss, 7.5 sacks, six forced fumbles, six fumble recoveries, four interceptions (one returned for a touchdown) and 12 passes defended.
- Forced four fumbles in 2016, which ranked in the top 10 of all NCAA players.
- As a redshirt sophomore in 2015, finished third in the Big Ten in tackles (122).
- In 2016, was named to the Walter Camp, Bednarik, Nagurski and Butkus award watch lists prior to the season.
- Started all 13 games and totaled 105 tackles (62 solo), the second most on the team. Recorded 10.0

SINGLE-GAME HIGHS

TACKLES: 0

SACKS: 0

FF: 0

FR: 0

INT: 0

PD: 0

tackles for loss, 2.0 sacks, four forced fumbles, two fumble recoveries, one interception and five passes defended.

- Earned Second Team All-Big Ten honors from the conference's coaches.
- Ended his collegiate campaign with seven tackles and a forced fumble in a 31-24 Pinstripe Bowl victory against Pittsburgh.
- In 2015, started all 13 games and finished with 122 tackles (64 solo), 20.5 tackles for loss, 4.0 sacks, one forced fumble, three fumble recoveries, one interception and four passes defended.
- Earned All-America honors from The Associated Press and *Sports Illustrated*.
- His 122 tackles rank third in single-season Northwestern history and his 20.5 tackles for loss ranked as the fourth best in the nation.
- Was a consensus First Team All-Big Ten honoree.
- Played in all 12 games (seven starts) in 2014 as a redshirt freshman.
- Stepped in for injured senior Collin Ellis and collected 51 tackles (29 solo), 9.0 tackles for loss, 1.5 sacks, one forced fumble, one fumble recovery, two interceptions (one returned for a touchdown) and three passes defended.
- Redshirted as a true freshman in 2013.

PERSONAL:

- Attended Monsignor Edward Pace in Miami, where he played linebacker, wide receiver and defensive back in three years of varsity action.
- Was a two-time all-state honoree, earning first-team honors in 2012, and twice earned first-team all-conference distinction.
- Participated in the 2012 Nike Dade vs. Florida game.
- Finished with 200 tackles, eight interceptions, six fumble recoveries and five forced fumbles.

- Averaged 14.0 yards per catch as a wide receiver and had four touchdown receptions.
- Was a member of the National Honor Society.
- Majored in learning and organizational change.

GETTING TO KNOW ANTHONY WALKER

Favorite team and/or athlete outside of football:

Dwyane Wade

Favorite musician and/or song: Phil Collins - "In The Air Tonight"

Hobbies outside of football: Video games and Netflix

What is something interesting about you that most people may not know: I ran track and made it to the Junior Olympics every year. I placed in the 400 meter as well.

Favorite food: Chicken

Favorite vacation spot: Cancun

If you could have lunch with three people, living or dead, who would they be: Dwyane Wade, Jay-Z and Malcolm X

Favorite movie: *Remember The Titans* or *Friday Night Lights*

What's the one thing you couldn't live without: My phone

2017 GAME-BY-GAME STATISTICS

Date/Opp.	GP	GS	Solo	Asst.	Total	Sacks	PD	FF	FR	INT	Yds	Avg.	LG	TD
9/10 @ LAR	1	0	0	0	0	0.0	0	0	0	0	0	0.0	0	0
9/17 vs. ARI						INACTIVE								
9/24 vs. CLE						INACTIVE								
10/1 @ SEA						INACTIVE								
10/8 vs. SF	1	0	0	0	0	0.0	0	0	0	0	0	0.0	0	0
10/16 @ TEN						INACTIVE								
10/22 vs. JAX						INACTIVE								
10/29 @ CIN						INACTIVE								
11/5 @ HOU	1	0	0	0	0	0.0	0	0	0	0	0	0.0	0	0
11/12 vs. PIT	1	0	0	0	0	0.0	0	0	0	0	0	0.0	0	0
11/26 vs. TEN	1	0	0	0	0	0.0	0	0	0	0	0	0.0	0	0
12/3 @ JAX	1	0	0	0	0	0.0	0	0	0	0	0	0.0	0	0
12/10 @ BUF	1	0	0	0	0	0.0	0	0	0	0	0	0.0	0	0
12/14 vs. DEN														
12/23 @ BAL														
12/31 vs. HOU														
2017 TOTALS	7	0	0	0	0	0.0	0	0	0	0	0	0.0	0	0

CAREER REGULAR SEASON STATISTICS

Year	GP	GS	Solo	Asst.	Total	Sacks	PD	FF	FR	INT	Yds	Avg.	LG	TD
2017 IND	7	0	0	0	0	0.0	0	0	0	0	0	0.0	0	0
TOTAL	7	0	0	0	0	0.0	0	0	0	0	0	0.0	0	0

SPECIAL TEAMS TACKLES: 3 (2017 - 3)

37

CB



D.J. WHITE

5-11 • 193 • GEORGIA TECH

NFL EXP: 2 (1st Year with Colts)

HOW ACQUIRED: FA – 2017

BORN: 9/9/93

GP/GS (POSTSEASON): 11/0 (0/0)

CAREER TRANSACTIONS:

- Claimed off waivers (Kansas City) by the Colts on November 6, 2017.
- Waived by the Kansas City Chiefs on November 4, 2017.
- Selected by the Colts in the sixth round (178th overall) of the 2016 NFL Draft.

2017 (CHIEFS/COLTS):

- Was active, but did not play in Kansas City's Week 6 loss against Pittsburgh (10/15).
- Listed as inactive for a Week 10 loss against Pittsburgh (11/12).
- Was inactive for a Week 12 loss against Tennessee (11/26).
- Listed as inactive for a Week 13 loss at Jacksonville (12/3).
- Was active, but did not play in a Week 14 loss at Buffalo (12/10).

2016 (CHIEFS):

- Competed in 11 games and recorded 11 tackles (10 solo), three passes defended and one interception.
- In a win over the New York Jets (9/25), collected his first career interception.
- Tallied a career-high five tackles and one pass defense in a win over New Orleans (10/23).

COLLEGE:

- Started 34-of-48 games in four seasons at Georgia Tech. Collected 162 tackles (133 solo), 21 passes defended, seven interceptions and five forced fumbles.
- As a senior in 2015, started all 11 games and ranked sixth on the team with 41 tackles (36 solo) and two interceptions.
- Started all 14 games as a junior in 2014 and registered 66 tackles (52 solo), eight passes defended and a team-high four interceptions.
- Received All-ACC honorable mention honors.
- In his sophomore season in 2013, started 9-of-13 games and collected 50 tackles (40 solo), five passes defended, two forced fumbles and one interception.
- Recorded a career-high 13 tackles, two forced fumbles and his first collegiate interception against

SINGLE-GAME HIGHS

TACKLES: 5 vs. NO (10/23/16)

SACKS: 0.0

FF: 0

FR: 0

INT: 1 vs. NYJ (9/25/16)

PD: 1, three times (Last: vs. NO 10/23/16)

- Ole Miss (12/30) in the Music City Bowl.
- As a true freshman in 2012, saw action in 10 games and produced five tackles.

PERSONAL:

- Attended Union Grove (Ga.) High School.
- As a senior, averaged 8.59 yards per carry and 21.85 yards per catch on offense, while adding 21 tackles and one interception on defense.
- Received first-team all-region and honorable mention all-state honors in 2011.
- Majored in business administration.
- Born in Atlanta.

GETTING TO KNOW D.J. WHITE

Favorite team and/or athlete outside of football:

Kobe Bryant

Favorite musician and/or song: Lecrae

Hobbies outside of football: I like to read and hang out with my wife and dogs

What is something interesting about you that most people may not know: I'm a devout Christian

Favorite food: Fried chicken

If you could have lunch with three people, living or dead, who would they be: Frederick Douglass, Dr. Martin Luther King Jr. and Malcolm X

What's the one thing you couldn't live without: My wife

2017 GAME-BY-GAME STATISTICS

Date/Opp.	GP	GS	Solo	Asst.	Total	Sacks	PD	FF	FR	INT	Yds	Avg.	LG	TD
9/10 @ LAR														
9/17 vs. ARI														
9/24 vs. CLE														
10/1 @ SEA														
10/8 vs. SF														
10/16 @ TEN														
10/22 vs. JAX														
10/29 @ CIN														
11/5 @ HOU														
11/12 vs. PIT														
11/26 vs. TEN														
12/3 @ JAX														
12/10 @ BUF														
12/14 vs. DEN														
12/23 @ BAL														
12/31 vs. HOU														
2017 TOTALS	0	0	0	0	0	0.0	0	0	0	0	0	0.0	0	0

CAREER REGULAR SEASON STATISTICS

Year	GP	GS	Solo	Asst.	Total	Sacks	PD	FF	FR	INT	Yds	Avg.	LG	TD
2017 IND	0	0	0	0	0	0.0	0	0	0	0	0	0.0	0	0
2018 KC	11	0	10	1	11	0.0	3	0	0	1	0	0.0	0	0
TOTAL	11	0	10	1	11	0.0	3	0	0	1	0	0.0	0	0

85

TE



BRANDON WILLIAMS

6-3 • 260 • OREGON

NFL EXP: 5 (1st Year with Colts)

HOW ACQUIRED: UFA – 2017 (SEA)

BORN: 10/13/87

GP/GS (POSTSEASON): 58/10 (5/1)

CAREER TRANSACTIONS:

- Signed by the Colts as a free agent on September 4, 2017.
- Released by the Colts on September 3, 2017.
- Signed by the Colts as an unrestricted free agent on March 20, 2017.
- Signed by the Seattle Seahawks as an unrestricted free agent on April 28, 2016.
- Signed by the Miami Dolphins as a free agent on December 8, 2015.
- Released by the Dolphins on December 5, 2015.
- Signed to the Miami active roster from the practice squad on October 20, 2015.
- Signed to the Dolphins practice squad on September 30, 2015.
- Released by the Carolina Panthers on September 26, 2015.
- Originally signed by the Panthers as an undrafted free agent on April 30, 2013.

2017 (COLTS):

- Started at tight end in a Week 1 loss at the Los Angeles Rams (9/10), but did not record a reception.
- In a Week 2 loss against Arizona (9/17), caught one pass for 20 yards.
- Caught one pass for seven yards in a Week 3 win against Cleveland (9/24).
- In a Week 4 loss at Seattle (10/1), caught a career-long 32-yard pass in the first quarter.
- Started at tight end in a Week 5 victory against San Francisco (10/8) and caught three passes for 17 yards.
- Saw action at tight end and on special teams in a Week 6 loss at Tennessee (10/16).
- In a Week 7 loss against Jacksonville (10/22), caught one pass for six yards.
- Started at tight end in a Week 8 loss at Cincinnati (10/29), but did not record a catch.
- Caught two passes for 20 yards starting at tight end in a Week 9 win at Houston (11/5).
- In a Week 10 loss against Pittsburgh (11/12), started at tight end but did not record a catch.
- Started at tight end in a Week 12 loss against Tennessee (11/26), but did not record a catch. Contributed with one special teams tackle.
- Caught two passes for 11 yards starting at tight end

SINGLE-GAME HIGHS

REC: 3 vs. SF (10/8/17)

YARDS: 32 at SEA (10/1/17)

TDS: 0

LG: 32 at SEA (10/1/17)

RUSH: 0

YARDS: 0

TDS: 0

LG: 0

- in a Week 13 loss at Jacksonville (12/3).
- In a Week 14 loss at Buffalo (12/10), started at tight end and caught two passes for eight yards.

2016 (SEAHAWKS):

- Appeared 16 games (one start) and finished with two receptions for 36 yards while adding six special teams tackles.
- Made his first career start at the Los Angeles Rams (9/18).
- Recorded one catch for 16 yards vs. Buffalo (11/7).
- Tallied a career-high three special teams tackles against Los Angeles (12/15).
- Logged a career-long 20-yard reception and added one special teams tackle at San Francisco (1/1/17).

2015 (PANTHERS/DOLPHINS):

- Saw action on special teams in two games with Carolina.
- Contributed as a core special teams player for Miami in four games, registering one stop at Buffalo (11/8).

2014 (PANTHERS):

- Appeared in 14 games, posting career highs in catches (four) and yards (44) with a long catch of 16 yards and one stop on special teams.
- Hauled in his first career reception for a 16-yard gain at Cincinnati (10/12).
- Recorded two catches for 22 yards at Green Bay (10/19).
- Produced one special teams stop at Minnesota (11/30).

2013 (PANTHERS):

- Saw action in nine games as a special teamer, recording one special teams tackle at Miami (11/24).

COLLEGE:

- Attended Portland Bible College in 2012 and played basketball.
- Logged a career-high 34 points and seven rebounds at George Mason.
- Played in 11 games in two seasons at Oregon (2010-11), posting two catches for 48 yards.
- As a senior in 2011, was diagnosed with spinal stenosis and was unable to perform.
- Saw action in 15 games in two seasons with Joliet Junior College (2008-09), totaling 62 receptions for 989 yards and eight touchdowns.
- As a sophomore in 2009, was named a First Team National Junior College Athletic Association All-America choice and was an All-Midwest Football Conference selection after seeing action in 11 games and leading the team with 56 catches for 908 yards and seven touchdowns.
- Played in four games as a freshman in 2008, posting six receptions for 81 yards and one score.

PERSONAL:

- Attended Eisenhower High School in Blue Island, Ill.
- Majored in sociology.
- Born in Chicago.

GETTING TO KNOW BRANDON WILLIAMS

Favorite musician and/or song: D’Angelo

Favorite food: Giordano’s Pizza

What is something interesting about you that

people may not know: I have an outie belly button

Favorite vacation spot: Dominican Republic

Favorite television show: *Narcos*

What’s the one thing you couldn’t live without:

My phone

2017 GAME-BY-GAME STATISTICS

Date/Opp.	RECEIVING					RUSHING						
	GP	GS	No.	Yards	Avg.	LG	TD	No.	Yards	Avg.	LG	TD
9/10 @ LAR	1	1	0	0	0.0	0	0	0	0	0.0	0	0
9/17 vs. ARI	1	0	1	20	20.0	20	0	0	0	0.0	0	0
9/24 vs. CLE	1	0	1	7	0.0	7	0	0	0	0.0	0	0
10/1 @ SEA	1	1	1	32	32.0	32	0	0	0	0.0	0	0
10/8 vs. SF	1	1	3	17	5.7	6	0	0	0	0.0	0	0
10/16 @ TEN	1	0	0	0	0.0	0	0	0	0	0.0	0	0
10/22 vs. JAX	1	0	1	6	6.0	6	0	0	0	0.0	0	0
10/29 @ CIN	1	1	0	0	0.0	0	0	0	0	0.0	0	0
11/5 @ HOU	1	1	2	20	10.0	15	0	0	0	0.0	0	0
11/12 vs. PIT	1	1	0	0	0.0	0	0	0	0	0.0	0	0
11/28 vs. TEN	1	1	0	0	0.0	0	0	0	0	0.0	0	0
12/3 @ JAX	1	1	2	11	5.5	8	0	0	0	0.0	0	0
12/10 vs. BUF	1	1	2	8	4.0	5	0	0	0	0.0	0	0
12/14 vs. DEN												
12/23 @ BAL												
12/31 vs. HOU												
2017 TOTALS	13	9	13	121	9.3	32	0	0	0	0.0	0	0

CAREER REGULAR SEASON STATISTICS

Year	RECEIVING					RUSHING						
	GP	GS	No.	Yards	Avg.	LG	TD	No.	Yards	Avg.	LG	TD
2017 IND	13	9	13	121	9.3	32	0	0	0	0.0	0	0
2016 SEA	16	1	2	36	18.0	20	0	0	0	0.0	0	0
2015 CAR/MIA	6	0	0	0	0.0	0	0	0	0	0.0	0	0
2014 CAR	14	0	4	44	11.0	16	0	0	0	0.0	0	0
2013 CAR	9	0	0	0	0.0	0	0	0	0	0.0	0	0
TOTAL	58	10	19	201	10.6	32	0	0	0	0.0	0	0

CAREER POSTSEASON STATISTICS

Year	RECEIVING					RUSHING						
	GP	GS	No.	Yards	Avg.	LG	TD	No.	Yards	Avg.	LG	TD
2016 SEA	2	1	0	0	0.0	0	0	0	0	0.0	0	0
2014 CAR	2	0	0	0	0.0	0	0	0	0	0.0	0	0
2013 CAR	1	0	0	0	0.0	0	0	0	0	0.0	0	0
	5	1	0	0	0.0	0	0	0	0	0.0	0	0

SPECIAL TEAMS TACKLES: 10 (2017 - 1, 2016 - 6, 2015 - 1, 2014 - 1, 2013 - 1)

POSTSEASON SPECIAL TEAMS TACKLES: 2 (2016 - 1, 2014 - 1)

31
CB



QUINCY WILSON

6-1 • 206 • FLORIDA

NFL EXP: Rookie

HOW ACQUIRED: D2 – 2017 (46th overall)

BORN: 8/16/96

GP/GS (POSTSEASON): 4/2 (0/0)

CAREER TRANSACTIONS:

- Selected by the Colts in the second round (46th overall) of the 2017 NFL Draft.

2017 (COLTS):

- Finished with one tackle in his NFL debut during a Week 1 loss at the Los Angeles Rams (9/10).
- Made his first career start at right cornerback in a Week 2 loss against Arizona (9/17) and posted two solo tackles and two passes defended.
- Listed as inactive for a Week 3 win against Cleveland (9/24).
- Was inactive for a Week 4 loss at Seattle (10/1).
- Listed as inactive for a Week 5 victory against San Francisco (10/8).
- Was inactive for a Week 6 loss at Tennessee (10/16).
- Listed as inactive for a Week 7 loss against Jacksonville (10/22).
- Was inactive for a Week 8 loss at Cincinnati (10/29).
- Listed as inactive for a Week 9 win at Houston (11/5).
- Was active, but did not play in a Week 10 loss against Pittsburgh (11/12).
- Listed as inactive for a Week 12 loss against Tennessee (11/26).
- Competed at cornerback in a Week 13 loss at Jacksonville (12/3) and finished with four tackles (three solo).
- Started at left cornerback in a Week 14 loss at Buffalo (12/10) and posted two solo tackles, 1.0 tackle for loss and three passes defended.

COLLEGE:

- Was one of two players for the Gators to start every game during his final season in 2016.
- Named Second Team All-SEC by The Associated Press, *Athlon Sports* and *Gridiron Now*.
- Appeared in 39 games (24 starts) over three seasons, recording 84 tackles (47 solo), 4.5 tackles for loss, 1.0 sack, 17 passes defended, six interceptions (one returned for a touchdown) and one forced fumble in his collegiate career.
- In 2016 recorded 33 tackles (18 solo), 3.5 tackles for loss, 1.0 sack, three interceptions (one returned for a touchdown) and six passes defended.

SINGLE-GAME HIGHS

TACKLES: 4 at JAX (12/3/17)

SACKS: 0

FF: 0

FR: 0

INT: 0

PD: 3 at JAX (12/10/17)

- Earned Second Team All-SEC honors from The Associated Press, *Athlon Sports* and *Gridiron Now*.
- Played in all 14 games and posted nine starts in 2015.
- Recorded 29 tackles (13 solo), seven passes defended and two interceptions.
- In 2014, recorded 22 tackles (16 solo), 1.0 tackle for loss, four passes defended, one interception and one forced fumble.

PERSONAL:

- Attended University School, a college preparatory school in Fort Lauderdale, Fla.
- Regarded as a four-star recruit by *Rivals.com* and the 14th-best cornerback in his class.
- Helped University School reach the Class 4A regional finals and was named to the Class 4A first-team defense.
- His father, Chad Wilson, played cornerback at Miami (FL) from 1992-94.
- Participated in the 2014 Under Armour All-American Game as a high school senior.

GETTING TO KNOW QUINCY WILSON

Favorite team and/or athlete outside of football: LeBron James

LeBron James

Favorite musician and/or song: Future

Hobbies outside of football: I like playing Call of

Duty

Favorite food: Spaghetti

Favorite vacation spot: Fort Lauderdale, Fla.

If you could have lunch with three people, living or dead, who would they be: Richard Sherman, Quavo from Migos and LeBron James

Favorite movie: *The Great Gatsby*

2017 GAME-BY-GAME STATISTICS

Date/Opp.	GP	GS	Solo	Asst.	Total	Sacks	PD	FF	FR	INT	Yds	Avg.	LG	TD
9/10 @ LAR	1	0	1	0	1	0.0	0	0	0	0	0	0.0	0	0
9/17 vs. ARI	1	1	2	0	2	0.0	2	0	0	0	0	0.0	0	0
9/24 vs. CLE														
10/1 @ SEA														
10/8 vs. SF														
10/16 @ TEN														
10/22 vs. JAX														
10/29 @ CIN														
11/5 @ HOU														
11/12 vs. PIT														
11/26 vs. TEN														
12/3 @ JAX	1	0	3	1	4	0.0	0	0	0	0	0	0.0	0	0
12/10 @ BUF	1	1	2	0	2	0.0	3	0	0	0	0	0.0	0	0
12/14 vs. DEN														
12/23 @ BAL														
12/31 vs. HOU														
2017 TOTALS	4	2	8	1	9	0.0	5	0	0	0	0	0.0	0	0

CAREER REGULAR SEASON STATISTICS

Year	GP	GS	Solo	Asst.	Total	Sacks	PD	FF	FR	INT	Yds	Avg.	LG	TD
2017 IND	4	2	8	1	9	0.0	5	0	0	0	0	0.0	0	0
TOTAL	4	2	8	1	9	0.0	5	0	0	0	0	0.0	0	0

37

RB



GEORGE WINN

5-11 • 215 • CINCINNATI

NFL EXP: 3 (1st Year with Colts)

HOW ACQUIRED: FA – 2017

BORN: 11/10/90

GP/GS (POSTSEASON): 19/0 (1/0)

CAREER TRANSACTIONS:

- Placed on Injured Reserve on August 29, 2017.
- Signed by the Colts as a free agent on August 9, 2017.
- Waived by the New York Giants on May 1, 2017.
- Signed by the Giants as a free agent on December 20, 2016.
- Waived from the New York practice squad on December 13, 2016.
- Signed to the Giants practice squad on October 31, 2016.
- Waived from the Detroit Lions practice squad on October 3, 2016.
- Signed to the Lions practice squad on September 21, 2016.
- Waived from the Detroit practice squad on September 9, 2016.
- Signed to the Lions practice squad on September 4, 2016.
- Waived by Detroit on September 3, 2016.
- Signed to the Lions active roster from the practice squad on October 20, 2015.
- Signed to the Detroit practice squad on September 6, 2015.
- Waived by the Lions on September 5, 2015.
- Signed to the Detroit active roster from the practice squad on September 30, 2014.
- Signed to the Lions practice squad on August 31, 2014.
- Waived by Detroit on August 30, 2014.
- Signed by the Lions as a free agent on July 17, 2014.
- Waived from the Dallas Cowboys practice squad on December 17, 2013.
- Signed to the Cowboys practice squad on December 4, 2013.
- Waived from the Pittsburgh Steelers practice squad on November 19, 2013.
- Signed to the Steelers practice squad on October 23, 2013.
- Waived from the Oakland Raiders practice squad on October 15, 2013.
- Signed to the Raiders practice squad on October 2, 2013.
- Waived by the New England Patriots on August 31, 2013.

SINGLE-GAME HIGHS

ATT: 11 vs. BUF (10/5/14)
YARDS: 48 vs. BUF (10/5/14)
TDS: 0
LG: 16 vs. BUF (10/5/14)
REC: 0
YARDS: 0
TDS: 0
LG: 0

- Signed by the Patriots as a free agent on June 17, 2013.
- Waived by the Houston Texans on May 15, 2013.
- Signed by the Texans as an undrafted free agent on May 10, 2013.

2017 (COLTS):

- Placed on Injured Reserve on August 29.

2016 (LIONS/GIANTS):

- Spent time on the practice squads of the Lions and Giants in 2016.

2015 (LIONS):

- Competed in seven games and finished with four carries for one yard. Also saw action on special teams.

2014 (LIONS):

- Played in 12 games and finished with 19 carries for 73 yards and added two kickoff returns for 28 yards.

2013 (RAIDERS/STEELERS/COWBOYS):

- Was a member of the Raiders, Steelers and Cowboys practice squads in 2013.

COLLEGE:

- Appeared in 37 games at Cincinnati from 2008-2012 where he accumulated 1,710 yards and scored 15 touchdowns on 321 attempts (5.3 avg.).
- Played in 13 games as a senior in 2012 and rushed for 1,334 yards on 243 attempts (5.5 avg.) and scored 13 touchdowns. Also added 15 receptions for 128 yards.
- Played in 13 games as a junior and rushed for 219 yards and two touchdowns.

- Saw action in 10 games in 2010 and rushed for 145 yards on 33 attempts (4.4 avg.).

PERSONAL:

- Attended Detroit (Michigan) Jesuit High School where, as a senior, he averaged 8.0 yards per carry and received First Team Detroit All-Catholic League honors.
- Gained over 3,000 total yards and was a three-year letterwinner.
- Majored in exploratory studies at Cincinnati.
- Former NFL wide receiver Derrick Mason is his cousin.
- A native of Southfield, Mich.

Year	GP	GS	No.	Yards	Avg.	LG	TD	No.	Yards	Avg.	LG	TD
2017 IND	INJURED RESERVE											
2016 DET/NYG	PRACTICE SQUAD											
2015 DET	7	0	4	1	0.3	2	0	0	0	0.0	0	0
2014 DET	12	0	19	73	3.8	16	0	0	0	0.0	0	0
TOTAL	19	0	23	74	3.2	16	0	0	0	0.0	0	0

CAREER REGULAR SEASON RETURN STATISTICS

Year	GP	GS	PR	FC	Yards	Avg.	LG	TD	KR	Yards	Avg.	LG	TD
2014 DET	12	0	0	0	0	0.0	0	0	2	28	14.0	16	0
TOTAL	12	0	0	0	0	0.0	0	0	2	28	14.0	16	0

CAREER POSTSEASON STATISTICS

Year	RUSHING							RECEIVING					
	GP	GS	No.	Yards	Avg.	LG	TD	No.	Yards	Avg.	LG	TD	
2014 DET	1	0	0	0	0.0	0	0	0	0	0.0	0	0	
TOTAL	1	0	0	0	0.0	0	0	0	0	0.0	0	0	

SPECIAL TEAMS TACKLES: 7 (2015 - 5, 2014 - 2)

99 NT

AL WOODS



6-4 • 330 • LSU

NFL EXP: 8 (1st Year with Colts)

HOW ACQUIRED: FA – 2017

BORN: 3/25/87

GP/GS (POSTSEASON): 94/32 (0/0)

CAREER TRANSACTIONS:

- Signed by the Colts as a free agent on March 17, 2017.
- Released by the Tennessee Titans on March 8, 2017.
- Signed by the Titans as an unrestricted free agent on March 12, 2014.
- Claimed off waivers (Seattle) by the Pittsburgh Steelers on November 9, 2011.
- Waived by the Seattle Seahawks on November 8, 2011.
- Claimed off waivers (Tampa Bay) by the Seahawks on September 4, 2011.
- Waived by the Tampa Bay Buccaneers on September 3, 2011.
- Signed to the Buccaneers active roster from the Steelers practice squad on November 3, 2010.
- Signed to the Steelers practice squad on September 8, 2010.
- Released by the New Orleans Saints on September 4, 2010.
- Selected by the Saints in the fourth round (123rd overall) of the 2010 NFL Draft.

2017 (COLTS):

- Started at nose tackle in a Week 1 loss at the Los Angeles Rams (9/10) and finished with two tackles and 1.0 tackle for loss.
- In a Week 2 loss against Arizona (9/17), started at nose tackle and posted two tackles and 1.0 sack. Earned his first sack as a member of the Colts when he tackled Carson Palmer for a seven-yard loss in the second quarter. The sack led to an Arizona interception.
- Started at nose tackle in a Week 3 win against Cleveland (9/24), but did not record any tackles.
- Finished with three tackles and 1.0 tackle for loss starting at nose tackle in a Week 3 loss at Seattle (10/1).
- In a Week 5 victory against San Francisco (10/8), started at nose tackle and finished with two tackles.
- Started at nose tackle in a Week 6 loss at Tennessee (10/16) and posted five tackles (three solo).
- Finished with four tackles (two solo) and one quarterback hit starting at nose tackle in a Week 7

SINGLE-GAME HIGHS

TACKLES: 5, seven times (Last: at BUF 12/10/17)

SACKS: 2.0 at CLE (11/24/13)

FF: 0

FR: 0

INT: 0

PD: 1, two times (Last: vs. CLE 12/29/13)

loss against Jacksonville.

- Started at nose tackle in a Week 8 loss at Cincinnati (10/29) and finished with one stop.
- Tallied four tackles (three solo) starting at nose tackle in a Week 9 win at Houston (11/5).
- In a Week 10 loss against Pittsburgh (11/12), started at nose tackle and finished with four stops (two solo).
- Started at nose tackle in a Week 12 loss against Tennessee (11/26) and posted four tackles (one solo) and 1.0 tackle for loss.
- In a Week 13 loss at Jacksonville (12/3), started at nose tackle but did not record a stop.
- Finished with five tackles and 1.0 tackle for loss starting at nose tackle in a Week 14 loss at Buffalo (12/10).

2016 (TITANS):

- Appeared in 12 games (seven starts) at nose tackle and registered 17 tackles (11 solo) and 2.0 tackles for loss.
- Tallied two solo tackles, including 1.0 tackle for loss in the season opener against Minnesota (9/11).
- Recorded three solo tackles at Chicago (11/27).
- Tied a career-high with five tackles (four solo) at Kansas City (12/18).
- Posted two solo tackles, including 1.0 tackle for loss at Jacksonville (12/24).

2015 (TITANS):

- Played in 14 games (nine starts) and combined for a career-high 31 tackles (14 solo), 3.0 tackles for loss and one quarterback hit.
- Established a career-best five tackles (four solo), including 2.0 tackles for loss and one quarterback hit at Cleveland (9/20).
- Logged three solo tackles and 1.0 tackle for loss

against Miami (10/18).

- Tied his career-high with five tackles (three solo) against Carolina (11/15).

2014 (TITANS):

- Appeared in all 16 games (one start) in his debut season in Tennessee and totaled 31 tackles (14 solo), 1.0 sack, 3.0 tackles for loss and one quarterback hit.
- Produced four solo tackles and 1.0 tackle for loss against Cleveland (10/5).
- Combined for three tackles at Baltimore (11/9).
- Posted three tackles (two solo) at Philadelphia (11/23).
- Recorded two tackles (one solo), 1.0 sack, 1.0 tackle for loss and one quarterback hit against the New York Jets (12/14).

2013 (STEELERS):

- Saw action in all 16 games (two starts) and compiled 20 tackles (15 solo), a career-high 2.0 sacks, 1.0 tackle for loss, three quarterback hits and two passes defended.
- Logged two assisted tackles in the season opener against Tennessee (9/8).
- Produced the first multiple-sack performance of his career at Cleveland (11/24), combining for four tackles (three solo), 2.0 sacks, 1.0 tackle for loss and two quarterback hits.
- Tallied four tackles (two solo), one quarterback hit and one pass defended against Cincinnati (12/15).

2012 (STEELERS):

- Saw action in 12 games, primarily on special teams and as a reserve defensive lineman, recording two tackles (one solo).
- Was inactive for the final four contests.

2011 (SEAHAWKS/STEELERS):

- Appeared in two games, registering two tackles (one solo).
- Was inactive for six games.

2010 (BUCCANEERS):

- Saw action in nine games as a rookie and totaled 17 tackles (12 solo), half a sack and one quarterback hit.
- Shared a sack at San Francisco (11/21).
- Recorded three tackles (two solo) at Washington (12/12).

COLLEGE:

- Appeared in 41 career games (16 starts) over the course of his four seasons at LSU (2006-09), compiling 73 tackles (35 solo), 8.0 tackles for loss, 3.5 sacks, two passes defended, one quarterback hit and three fumble recoveries.
- Started all 13 games as a senior in 2009, recording a career-best 33 tackles (15 solo), 5.5 tackles for

LIFE ON THE FARM

Woods owns a farm with about 300 head of cattle and 90 horses in Elton, La. He is a second-generation cattleman who grew up on a farm working with his father and uncle. He tends to his current farm during the offseason and in addition to handling cattle, he plants rice and bales hay.

loss, 1.0 sack, two passes defended and a blocked field goal that was returned for a touchdown by teammate Patrick Peterson.

- Appeared in 10 games (three starts) as a junior in 2008, tallying 11 tackles (four solo).
- Saw action in 12 games, including the BCS National Championship Game, as a sophomore in 2007.
- Registered 22 tackles (13 solo), 2.0 tackles for loss, 2.0 sacks, one quarterback hit and three fumble recoveries.
- Played in six games, including the Sugar Bowl, as a true freshman in 2006.
- Totaled seven tackles (three solo), half a sack and half a tackle for loss.

PERSONAL:

- Attended Elton (La.) High School and earned All-America honors as a senior by *Parade Magazine*, *USA Today* and Reebok.
- Represented the state of Louisiana in the U.S. Army All-American Bowl.
- Finished his senior season with 109 tackles and 12.0 tackles for loss. Also played on the offensive line.
- Logged 100 tackles and 11.0 tackles for loss as a junior in 2004.
- Received first-team all-state and all-district honors in each of his last two seasons.
- Named to Tom Lemming's 2005 All-America team, the FSN South's Countdown to Signing Day "All-South" second-team, the *Atlanta Journal-Constitution* Super Southern 100, the *Baton Rouge Advocate* Super Dozen, the *Mobile Register* Super Southeast 120 and the *New Orleans Times-Picayune* Top 16 Blue-Chip list.
- Majored in general studies with concentrations in African-American studies, communication studies and sports studies.
- Born in Jennings, La.

GETTING TO KNOW AL WOODS

Favorite musician and/or song: Bruno Mars - "That's What I Like"

Hobbies outside of football: Fishing, hunting and

swimming. I love playing on the Slip 'N Slide with my kids.

Favorite food: Pizza

2017 GAME-BY-GAME STATISTICS

Date/Opp.	GP	GS	Solo	Asst.	Total	Sacks	PD	FF	FR	INT	Yds	Avg.	LG	TD
9/10 @ LAR	1	1	2	0	2	0.0	0	0	0	0	0	0.0	0	0
9/17 vs. ARI	1	1	1	1	2	1.0	0	0	0	0	0	0.0	0	0
9/24 vs. CLE	1	1	0	0	0	0.0	0	0	0	0	0	0.0	0	0
10/1 @ SEA	1	1	1	2	3	0.0	0	0	0	0	0	0.0	0	0
10/8 vs. SF	1	1	1	1	2	0.0	0	0	0	0	0	0.0	0	0
10/16 @ TEN	1	1	3	2	5	0.0	0	0	0	0	0	0.0	0	0
10/22 vs. JAX	1	1	2	2	4	0.0	0	0	0	0	0	0.0	0	0
10/29 @ CIN	1	1	0	1	1	0.0	0	0	0	0	0	0.0	0	0
11/5 @ HOU	1	1	3	1	4	0.0	0	0	0	0	0	0.0	0	0
11/12 vs. PIT	1	1	2	2	4	0.0	0	0	0	0	0	0.0	0	0
11/26 vs. TEN	1	1	1	3	4	0.0	0	0	0	0	0	0.0	0	0
12/3 @ JAX	1	1	0	0	0	0.0	0	0	0	0	0	0.0	0	0
12/10 @ BUF	1	1	1	4	5	0.0	0	0	0	0	0	0.0	0	0
12/14 vs. DEN														
12/23 @ BAL														
12/31 vs. HOU														
2017 TOTALS	13	13	17	19	36	1.0	0	0	0	0	0	0.0	0	0

CAREER REGULAR SEASON STATISTICS

Year	GP	GS	Solo	Asst.	Total	Sacks	PD	FF	FR	INT	Yds	Avg.	LG	TD
2017 IND	13	13	17	19	36	1.0	0	0	0	0	0	0.0	0	0
2016 TEN	12	7	11	6	17	0.0	0	0	0	0	0	0.0	0	0
2015 TEN	14	9	14	17	31	0.0	0	0	0	0	0	0.0	0	0
2014 TEN	16	1	14	17	31	1.0	0	0	0	0	0	0.0	0	0
2013 PIT	16	2	15	5	20	2.0	2	0	0	0	0	0.0	0	0
2012 PIT	12	0	1	1	2	0.0	0	0	0	0	0	0.0	0	0
2011 SEA/PIT	2	0	1	1	2	0.0	0	0	0	0	0	0.0	0	0
2010 TB	9	0	12	5	17	0.5	0	0	0	0	0	0.0	0	0
TOTAL	94	32	85	71	156	4.5	2	0	0	0	0	0.0	0	0

GAME 1

 **INDIANAPOLIS 9**

 **LOS ANGELES RAMS 46**

SEPTEMBER 10, 2017 • LOS ANGELES MEMORIAL COLISEUM • 60,128

The Colts were defeated by the Los Angeles Rams, 46-9 in the 2017 regular season opener at Los Angeles Memorial Coliseum. The Rams jumped out to a 10-3 lead following an interception return for a touchdown and a Greg Zuerlein field goal. Indianapolis failed to recover and Los Angeles added 17 unanswered points in the second quarter to take a 27-3 halftime lead. In the third quarter, the Rams added 10 points to their total following another Zuerlein field goal and an interception return for a touchdown. Reserve quarterback Jacoby Brissett entered the game in the fourth quarter and led Indianapolis to its lone touchdown drive of the game.

After completing a 50-yard pass to wide receiver Donte Moncrief, rookie running back Marlon Mack found the end zone on a three-yard rush. Los Angeles added one more touchdown to seal the 46-9 victory. Colts running back Frank Gore led the team in rushing with 10 carries for 42 yards while wide receiver T.Y. Hilton paced Indianapolis with three receptions for 57 yards. Mack finished the game with 10 carries for 24 yards and one touchdown and added a 21-yard reception. Defensively, safety Matthias Farley led the team with 10 tackles while defensive end Margus Hunt posted the team's first sack of the season in the fourth quarter.

SCORING DRIVES

	1	2	3	4	OT	Total
Colts	3	0	0	6	0	9
Rams	10	17	10	9	0	46

TEAM	QTR	TIME	SCORING PLAY	IND	LAR
Rams	1	12:43	Zuerlein 50 yd. field goal	0	3
Rams	1	11:10	Johnson 39 yd. interception return (Zuerlein kick)	0	10
Colts	1	6:21	Vinatieri 20 yd. field goal	3	10
Rams	2	9:37	Gurley 5 yd. run (Zuerlein kick)	3	17
Rams	2	5:20	Kupp 18 yd. pass from Goff (Zuerlein kick)	3	24
Rams	2	0:17	Zuerlein 35 yd. field goal	3	27
Rams	3	7:23	Zuerlein 44 yd. field goal	3	30
Rams	3	7:15	Joyner 29 yd. interception return (Zuerlein kick)	3	37
Colts	4	11:32	Mack 3 yd. run (PAT missed)	9	37
Rams	4	9:18	Brissett tackled in end zone by Fox for a safety	9	39
Rams	4	4:28	Brown 3 yd. run (Zuerlein kick)	9	46

TEAM STATISTICS

	COLTS	RAMS
Total Net Yards	225	373
Net Yards Rushing	75	63
Net Yards Passing	150	310
Total First Downs	10	19
Third Down Efficiency	0-10-0%	5-14-36%
Penalties	4-20	7-50
Fumbles (#-Lost)	3-1	2-1
Field Goals (Made-Att.)	1-2	3-3
Red Zone Efficiency	1-2-50%	3-4-75%
Time of Possession	25:35	34:25

INDIVIDUAL STATISTICS

RUSHING:
 Colts: Gore 10-42, Mack 10-24-1, Turbin 2-7, Tolzien 2-2.
 Rams: Gurley 19-40-1, Brown 7-16-1, Austin 2-11, Goff 1-2, Davis 1-1, Mannion 3- -7.

PASSING:
 Colts: Tolzien 9-18-128, 2 INT, Brissett 2-3-51.
 Rams: Goff 21-29-306, 1 TD, Mannion 1-1-12.

RECEIVING:
 Colts: Hilton 3-57, Doyle 2-41, Moncrief 1-50, Mack 1-21, Gore 1-10, Aiken 1-3, Hazel 1-1, Turbin 1- -4.
 Rams: Watkins 5-58, Gurley 5-56, Kupp 4-76-1, Woods 3-53, Higbee 2-17, Everett 1-39, Carrier 1-12, Austin 1-7.



Running back Marlon Mack rushed for 24 yards and one touchdown and added a 21-yard reception in his NFL debut.

GAME 2



ARIZONA 16



INDIANAPOLIS 13 OT

SEPTEMBER 17, 2017 • LUCAS OIL STADIUM • 63,137

The Colts were defeated by the Arizona Cardinals, 16-13, in overtime at Lucas Oil Stadium and fell to 0-2 on the season. Indianapolis jumped out to a 10-0 lead following a Frank Gore five-yard touchdown run and an Adam Vinatieri 46-yard field goal. Arizona managed to get on the board with a 27-yard field goal in the second quarter as the Colts entered halftime with a 10-3 lead. Following a scoreless third quarter, Vinatieri tacked on his second field goal of the game from 29 yards to give Indianapolis a 13-3 advantage. The Cardinals offense then came to life scoring 10 unanswered points in a four-minute span in the fourth quarter. Phil Dawson

missed a 42-yard field goal as time expired in the fourth quarter to send the game to overtime. The Colts won the ensuing toss however Jacoby Brissett threw an interception on the first drive of the extra period which was converted into Arizona's game-winning 30 yard field goal. Indianapolis' defense finished with 4.0 sacks and one interception. Jack Doyle led the Colts in receiving with eight catches for 79 yards while Gore totaled 14 carries for 46 yards and one rushing touchdown. Brissett completed 20-of-37 passes for 216 yards and one interception in his Indianapolis starting debut at quarterback.

SCORING DRIVES

	1	2	3	4	OT	Total
Cardinals	0	3	0	10	3	16
Colts	10	0	0	3	0	13

TEAM	QTR	TIME	SCORING PLAY	ARZ	IND
Colts	1	7:38	Gore 5 yd. run (Vinatieri kick)	0	7
Colts	1	1:27	Vinatieri 46 yd. field goal	0	10
Cardinals	2	5:56	Dawson 27 yd. field goal	3	10
Colts	4	11:42	Vinatieri 29 yd. field goal	3	13
Cardinals	4	7:38	Nelson 45 yd. pass from Palmer (Dawson kick)	10	13
Cardinals	4	3:25	Dawson 40 yd. field goal	13	13
Cardinals	OT	8:02	Dawson 30 yd. field goal	16	13

TEAM STATISTICS

	CARDINALS	COLTS
Total Net Yards	389	266
Net Yards Rushing	83	76
Net Yards Passing	306	190
Total First Downs	17	18
Third Down Efficiency	6-15-40%	8-18-44%
Penalties	6-41	8-70
Fumbles (#-Lost)	1-0	3-0
Field Goals (Made-Att.)	3-4	2-2
Red Zone Efficiency	0-3-0%	1-2-50%
Time of Possession	28:49	33:09

INDIVIDUAL STATISTICS

RUSHING:

Colts: Gore 14-46-1, Brissett 6-22, Turbin 3-11, Mack 6- -3.
Cardinals: Johnson 11-44, Williams 9-22, Ellington 2-11, Palmer 3-6.

PASSING:

Colts: Brissett 20-37-216, 1 INT.
Cardinals: Palmer 19-36-332, 1 TD, 1 INT.

RECEIVING:

Colts: Doyle 8-79, Hilton 4-49, Aiken 3-31, Moncrief 2-18, Williams 1-20, Mack 1-11, Turbin 1-8.
Cardinals: Nelson 5-120-1, Ja. Brown 4-73, Fitzgerald 3-21, Ellington 3-12, Momah 1-46, Golden 1-29, Niklas 1-16, Williams 1-15.



Safety Malik Hooker intercepted his first career pass and added two tackles in a Week 2 loss against Arizona.

GAME 3



CLEVELAND 28



INDIANAPOLIS 31

SEPTEMBER 24, 2017 • LUCAS OIL STADIUM • 63,351

The Colts earned their first victory of the season after defeating Cleveland, 31-28, at Lucas Oil Stadium. Quarterback Jacoby Brissett got Indianapolis on the board first with a five-yard rushing touchdown in the first quarter. After the Browns responded with a touchdown on their next possession, Brissett led the Colts to three unanswered touchdowns to take a 28-7 lead. The quarterback added his second rushing score of the day in addition to a 61-yard touchdown pass to T.Y. Hilton and a Frank Gore four-yard touchdown run. Cleveland gained momentum with a touchdown at the end of the first half to cut Indianapolis' lead to

14. Following a scoreless third quarter, Adam Vinatieri gave the Colts a 31-14 advantage with his 33-yard field goal with 10:18 remaining in the game. The Browns added two touchdowns late, but their comeback fell short. Brissett threw for 259 yards with one touchdown and two rushing scores. Hilton led all receivers with seven receptions for 153 yards and one touchdown. Defensively, Rashaan Melvin intercepted his first two career passes to stall potential Browns scoring drives. Rookie Malik Hooker also intercepted a pass and became the first Indianapolis rookie with interceptions in back-to-back games dating back to 2004.

SCORING DRIVES

	1	2	3	4	OT	Total
Browns	0	14	0	14	0	28
Colts	7	21	0	3	0	31

TEAM	QTR	TIME	SCORING PLAY	CLE	IND
Colts	1	0:24	Brissett 5 yd. run (Vinatieri kick)	0	7
Browns	2	13:22	Johnson 19 yd. run (Gonzalez kick)	7	7
Colts	2	10:06	Brissett 7 yd. run (Vinatieri kick)	7	14
Colts	2	5:14	Hilton 61 yd. pass from Brissett (Vinatieri kick)	7	21
Colts	2	2:41	Gore 4 yd. run (Vinatieri kick)	7	28
Browns	2	0:27	Njoku 1 yd. pass from Kizer (Gonzalez kick)	14	28
Colts	4	10:18	Vinatieri 33 yd. field goal	14	31
Browns	4	6:56	Britt 11 yd. pass from Kizer (Gonzalez kick)	21	31
Browns	4	2:04	Kizer 1 yd. run (Gonzalez kick)	28	31

TEAM STATISTICS

	<u>BROWNS</u>	<u>COLTS</u>
Total Net Yards	346	335
Net Yards Rushing	111	92
Net Yards Passing	235	243
Total First Downs	25	16
Third Down Efficiency	5-13-38%	8-17-47%
Penalties	10-113	11-99
Fumbles (#-Lost)	1-0	1-1
Field Goals (Made-Att.)	0-0	1-1
Red Zone Efficiency	4-5-80%	3-4-75%
Time of Possession	26:33	33:27

INDIVIDUAL STATISTICS

RUSHING:

Colts: Gore 25-57-1, Turbin 5-18, Brissett 5-14-2, Jones 1-3.
 Browns: Crowell 12-44, Kizer 7-44-1, Johnson 2-23-1.

PASSING:

Colts: Brissett 17-24-259, 1 TD.
 Browns: Kizer 22-47-242, 2 TD, 3 INT.

RECEIVING:

Colts: Hilton 7-153-1, Moncrief 2-44, Doyle 2-16, Bray 1-22, Aiken 1-9, Williams 1-7, Daniels 1-6, Turbin 1-2, Gore 1-0.
 Browns: Johnson 6-81, Britt 3-54-1, DeValve 2-29, Njoku 2-12-1, Higgins 2-10, Crowell 2-10, Leslie 1-26, Louis 1-10, Williams 1-10, Telfer 1-4, Zeitler 1--4.



Quarterback Jacoby Brissett threw for 259 yards and one touchdown and added two rushing scores in a win against the Browns.

GAME 4

INDIANAPOLIS 18



SEATTLE 46

OCTOBER 1, 2017 • CENTURYLINK FIELD • 68,872

The Colts fell to 1-3 on the season with a 46-18 loss at Seattle. Indianapolis took a 15-10 halftime lead following touchdowns from Robert Turbin and Donte Moncrief. Nate Hairston's sack of Russell Wilson in the end zone added a safety. Seattle gained the momentum in the second half with a 22-point third quarter. Wilson scrambled for a touchdown, J.D. McKissic scored on a 30-yard rush and the Seahawks defense posted their second touchdown with a sack-forced fumble, which was recovered by Bobby Wagner for a score. Seattle then added two more touchdowns in the fourth quarter while shutting out the Indianapolis

offense. Jacoby Brissett completed 16-of-29 passes for 157 yards, one touchdown and one interception. Frank Gore led the team in rushing with 46 yards and passed Marcus Allen for the eighth most carries in NFL history. Defensively, the Colts notched 3.0 sacks from Hairston, Johnathan Hankins and Jabaal Sheard. Rookie safety Malik Hooker intercepted his third pass of the season and became the first Colts rookie since 1984 to intercept passes in three consecutive games. Safety Matthias Farley also registered his first career interception while ranking second on the team with 10 tackles (four solo).

SCORING DRIVES

	1	2	3	4	OT	Total
Colts	2	13	3	0	0	18
Seahawks	3	7	22	14	0	46

TEAM	QTR	TIME	SCORING PLAY	IND	SEA
Seahawks	1	8:59	Walsh 44 yd. field goal	0	3
Colts	1	3:33	Wilson sacked in end zone by Hairston for safety	2	3
Seahawks	2	12:25	Coleman 28 yd. interception return (Walsh kick)	2	10
Colts	2	5:25	Turbin 1 yd. run (pass failed)	8	10
Colts	2	0:25	Moncrief 18 yd. pass from Brissett (Vinatieri kick)	15	10
Seahawks	3	9:23	Wilson 23 yd. run (Wilson to Baldwin pass)	15	18
Colts	3	4:53	Vinatieri 40 yd. field goal	18	18
Seahawks	3	2:12	McKissic 30 yd. run (Walsh kick)	18	25
Seahawks	3	1:59	Wagner 21 yd. fumble return (Walsh kick)	18	32
Seahawks	4	11:16	Willson 6 yd. pass from Wilson (Walsh kick)	18	39
Seahawks	4	2:22	McKissic 27 yd. pass from Wilson (Walsh kick)	18	46

TEAM STATISTICS

	COLTS	SEAHAWKS
Total Net Yards	237	477
Net Yards Rushing	98	194
Net Yards Passing	139	283
Total First Downs	16	22
Third Down Efficiency	6-14-43%	10-15-67%
Penalties	5-31	6-45
Fumbles (#-Lost)	2-1	0-0
Field Goals (Made-Att.)	1-1	1-2
Red Zone Efficiency	2-2-100%	1-2-50%
Time of Possession	27:48	32:12

INDIVIDUAL STATISTICS

RUSHING:

Colts: Gore 12-46, Brissett 3-33, Jones 4-11, Turbin 6-8-1.
Seahawks: Lacy 11-52, Carson 12-42, Wilson 4-38-1, McKissic 4-38-1, Lockett 2-24.

PASSING:

Colts: Brissett 16-29-157, 1 TD, 1 INT.
Seahawks: Wilson 21-26-295, 2 TD, 2 INT.

RECEIVING:

Colts: Doyle 5-27, Gore 3-34, Hilton 3-30, Moncrief 3-30-1, Williams 1-32, Aiken 1-4.
Seahawks: Lockett 4-67, Graham 4-61, Richardson 3-65, Baldwin 3-35, Carson 3-24, Darboh 2-10, McKissic 1-27-1, Willson 1-6-1.



Safety Matthias Farley recorded his first career interception in addition to 10 tackles in a Week 4 loss at Seattle.

GAME 5

 **SAN FRANCISCO 23**

 **INDIANAPOLIS 26** **OT**

OCTOBER 8, 2017 • LUCAS OIL STADIUM • 65,612

The Colts improved to 2-3 on the year after defeating the San Francisco 49ers, 26-23, in overtime. With 1:38 remaining in the extra period, Adam Vinatieri split the uprights on a 51-yard field goal to seal the victory. It was his NFL record 10th game-winning kick in overtime and the 27th game-winning field goal of his career. Vinatieri also moved into second place in NFL history in field goals made. The teams traded field goals into the third quarter of the game as Indianapolis took a 9-6 lead on Vinatieri's third conversion. Colts running back Marlon Mack then recorded the team's first touchdown of the game to give Indianapolis a 16-6 advantage.

Mack led both teams in rushing with nine carries for 91 yards. Following another 49ers field goal, quarterback Jacoby Brissett gave Indianapolis a 23-9 lead with his three-yard rushing touchdown. San Francisco then scored 14 unanswered points to bring the game to overtime. After both teams failed to score on their first overtime possessions, Mack registered a 35-yard rush to set up Vinatieri's game-winner. Brissett threw for 314 yards, 177 of which went to wide receiver T.Y. Hilton. Defensively, the Colts limited the 49ers to 66 rushing yards and Jabaal Sheard (1.5) and Jeremiah George (0.5) each recorded sacks.

SCORING DRIVES

	1	2	3	4	OT	Total
49ers	3	3	0	17	0	23
Colts	3	3	10	7	3	26

TEAM	QTR	TIME	SCORING PLAY	SF	IND
Colts	1	9:09	Vinatieri 52 yd. field goal	0	3
49ers	1	2:37	Gould 28 yd. field goal	3	3
Colts	2	0:59	Vinatieri 23 yd. field goal	3	6
49ers	2	0:02	Gould 43 yd. field goal	6	6
Colts	3	7:42	Vinatieri 38 yd. field goal	6	9
Colts	3	3:17	Mack 22 yd. run (Vinatieri kick)	6	16
49ers	4	13:39	Gould 40 yd. field goal	9	16
Colts	4	9:56	Brissett 3 yd. run (Vinatieri kick)	9	23
49ers	4	8:00	Juszczyk 6 yd. pass from Hoyer (Gould kick)	16	23
49ers	4	0:20	Kittle 5 yd. pass from Hoyer (Gould kick)	23	23
Colts	5	1:38	Vinatieri 51 yd. field goal	23	26

TEAM STATISTICS

	49ERS	COLTS
Total Net Yards	402	447
Net Yards Rushing	66	159
Net Yards Passing	336	288
Total First Downs	23	25
Third Down Efficiency	4-14-29%	8-16-50%
Penalties	10-77	7-62
Fumbles (#-Lost)	2-0	3-0
Field Goals (Made-Att.)	3-3	4-4
Red Zone Efficiency	2-3-67%	1-4-25%
Time of Possession	31:05	37:17

INDIVIDUAL STATISTICS

RUSHING:
 Colts: Mack 9-91-1, Gore 14-48, Brissett 8-14-1, Turbin 4-6.
 49ers: Breida 10-49, Hyde 8-11, Juszczyk 1-3, Mostert 1-3, Hoyer 2-0.

PASSING:
 Colts: Brissett 22-34-314, 1 INT.
 49ers: Hoyer 29-46-353, 2 TD.

RECEIVING:
 Colts: Hilton 7-177, Gore 3-38, Moncrief 3-32, Williams 3-17, Aiken 2-22, Turbin 2-13, Daniels 1-13, Mack 1-2.
 49ers: Garcon 8-94, Kittle 7-83-1, Goodwin 5-116, Breida 3-22, Juszczyk 2-14-1, Hyde 1-7, Taylor 1-6, Celek 1-6, Robinson 1-5.



Adam Vinatieri converted all four field goals, including a game-winning 51-yard kick in overtime to defeat the 49ers in Week 5.

GAME 6

INDIANAPOLIS 22



TENNESSEE 36

OCTOBER 16, 2017 • NISSAN STADIUM • 63,888

The Colts fell to 2-4 on the season after being defeated by the Titans, 36-22, at Nissan Stadium. Indianapolis took a 13-9 halftime lead following two field goals from Adam Vinatieri and a Jack Doyle eight-yard touchdown reception. Tennessee scored on three of their first half possessions, but the Colts defense stiffened in the red zone and forced three Ryan Succop field goals. Indianapolis outside linebacker John Simon gave the Colts a 19-9 lead in the third quarter with his first career interception which he returned 26 yards for his first career touchdown. The Titans then posted 13 unanswered points to take a 22-19 lead in the fourth

quarter. Succop added another two field goals while DeMarco Murray gave Tennessee its first touchdown of the game. Vinatieri tied the game at 22-22 with his 52-yard field goal, but the Titans sealed the win with back-to-back touchdowns to end the game. Indianapolis quarterback Jacoby Brissett completed 21-of-37 passes for 212 yards and one touchdown while Frank Gore led the team with 10 rushes for 49 yards. Defensively, Simon led the team with a career-high 11 tackles in addition to 1.0 sack and a pick-six. Cornerback Rashaan Melvin recorded four tackles, 1.0 tackle for loss and three passes defended in the loss.

SCORING DRIVES

	1	2	3	4	OT	Total
Colts	3	10	6	3	0	22
Titans	6	3	6	21	0	36

TEAM	QTR	TIME	SCORING PLAY	IND	TEN
Titans	1	11:15	Succop 48 yd. field goal	0	3
Colts	1	6:45	Vinatieri 36 yd. field goal	3	3
Titans	1	0:47	Succop 32 yd. field goal	3	6
Colts	2	10:54	Doyle 8 yd. pass from Brissett (Vinatieri kick)	10	6
Titans	2	4:10	Succop 40 yd. field goal	10	9
Colts	2	0:14	Vinatieri 25 yd. field goal	13	9
Colts	3	13:50	Simon 26 yd. interception return (kick failed)	19	9
Titans	3	9:43	Succop 48 yd. field goal	19	12
Titans	3	4:35	Succop 23 yd. field goal	19	15
Titans	4	10:01	Murray 3 yd. run (Succop kick)	19	22
Colts	4	7:27	Vinatieri 52 yd. field goal	22	22
Titans	4	5:29	Taylor 53 yd. pass from Mariota (Succop kick)	22	29
Titans	4	0:47	Henry 72 yd. run (Succop kick)	22	36

TEAM STATISTICS

	COLTS	TITANS
Total Net Yards	297	473
Net Yards Rushing	85	168
Net Yards Passing	212	305
Total First Downs	18	25
Third Down Efficiency	2-9-22%	6-13-46%
Penalties	5-51	4-45
Fumbles (#-Lost)	1-1	0-0
Field Goals (Made-Att.)	3-3	5-5
Red Zone Efficiency	1-4-25%	1-3-33%
Time of Possession	24:07	35:53

INDIVIDUAL STATISTICS

RUSHING:
 Colts: Gore 10-49, Mack 2-18, Brissett 5-15, Turbin 3-3.
 Titans: Henry 19-131-1, Murray 12-40-1, Mariota 2-0, Walker 1--3.

PASSING:
 Colts: Brissett 21-37-212, 1 TD.
 Titans: Mariota 23-32-306, 1 TD, 1 INT.

RECEIVING:
 Colts: Doyle 7-50-1, Moncrief 5-67, Turbin 4-37, Aiken 2-21, Gore 2-18, Hilton 1-19.
 Titans: Decker 7-88, Matthews 4-69, Murray 4-47, Walker 4-17, Taylor 2-61-1, Henry 1-14, Smith 1-10.



John Simon finished with 11 tackles, 1.0 sack and his first career interception returned for a touchdown in a loss to Tennessee.

GAME 7



JACKSONVILLE 27



INDIANAPOLIS 0

OCTOBER 22, 2017 • LUCAS OIL STADIUM • 63,104

The Colts fell to 2-5 on the season and were shutout for the first time since 1993 after being defeated by the Jacksonville Jaguars, 27-0, at Lucas Oil Stadium. The Jaguars took a 14-0 lead in the first quarter on touchdowns from Chris Ivory and Mercedes Lewis. Josh Lambo then connected on field goals from 42 and 33 yards in the second quarter to give Jacksonville a 20-0 halftime advantage. Running back T.J. Yeldon posted the only points in the second half on a 58-yard touchdown run in the third quarter. Colts quarterback Jacoby Brissett completed 22-of-37 passes for 200 yards and running back Frank Gore led the team with

nine carries for 34 yards. Tight end Jack Doyle posted six catches for 44 yards and T.Y. Hilton recorded his 400th career reception. Defensively, defensive end Henry Anderson recorded the team's lone sack and forced a fumble on the play. Safety Matthias Farley also contributed with his first career forced fumble and fumble recovery.

SCORING DRIVES

	1	2	3	4	OT	Total
Jaguars	14	6	7	0	0	27
Colts	0	0	0	0	0	0

TEAM	QTR	TIME	SCORING PLAY	JAX	IND
Jaguars	1	9:30	Ivory 1 yd. run (Lambo kick)	7	0
Jaguars	1	5:01	Lewis 5 yd. pass from Bortles (Lambo kick)	14	0
Jaguars	2	7:38	Lambo 42 yd. field goal	17	0
Jaguars	2	1:56	Lambo 33 yd. field goal	20	0
Jaguars	3	5:58	Yeldon 58 yd. run (Lambo kick)	27	0

TEAM STATISTICS

	JAGUARS	COLTS
Total Net Yards	518	232
Net Yards Rushing	188	96
Net Yards Passing	330	136
Total First Downs	23	15
Third Down Efficiency	8-14-57%	5-15-33%
Penalties	4-34	5-55
Fumbles (#-Lost)	3-2	2-0
Field Goals (Made-Att.)	2-2	0-0
Red Zone Efficiency	2-3-67%	0-1-0%
Time of Possession	32:47	27:13

INDIVIDUAL STATISTICS

RUSHING:

Colts: Gore 9-34, Brissett 5-31, Mack 5-26, Ferguson 1-5.
 Jaguars: Yeldon 9-122-1, Ivory 17-47-1, Bortles 4-11, Grant 6-8, Bohanon 1-0.

PASSING:

Colts: Brissett 22-37-200.
 Jaguars: Bortles 18-26-330, 1 TD, Lee 0-1-0.

RECEIVING:

Colts: Doyle 6-44, Mack 4-40, Moncrief 2-30, Hilton 2-27, Rogers 2-21, Bray 2-17, Aiken 2-8, Daniels 1-7, Williams 1-6.
 Jaguars: Hurns 5-101, Lee 4-72, Cole 2-64, Lewis 2-29-1, Yeldon 2-15, Grant 1-28, Bohanon 1-14, Koyack 1-7.



Antonio Morrison established a single-game career-high with 13 tackles (eight solo) in a loss to Jacksonville.

GAME 8

INDIANAPOLIS 23



CINCINNATI 24

OCTOBER 29, 2017 • PAUL BROWN STADIUM • 57,901

The Colts were defeated by the Cincinnati Bengals, 24-23, at Paul Brown Stadium and fell to 2-6 on the season. Bengals kicker Randy Bullock provided the only points in the first quarter with a 29-yard field goal. The Colts then responded with Adam Vinatieri's 29-yard field goal and followed with Jacoby Brissett's 13-yard touchdown pass to tight end Jack Doyle. Following a Cincinnati touchdown, Vinatieri gave Indianapolis a 13-10 halftime advantage with a 33-yard field goal as time expired in the second quarter. The teams traded touchdowns in the third quarter. Marlon Mack provided the score for the Colts on a 24-yard pass

from Brissett. Vinatieri contributed with his third field goal of the game on a 29-yard conversion in the fourth quarter to provide a 23-17 lead, however Carlos Dunlap's 16-yard interception return for a touchdown clinched Cincinnati's victory. Brissett finished the game having completed 25-of-39 passes for 233 yards, two touchdowns and one interception for an 86.8 passer rating. Jack Doyle set single-game career highs in receptions (12) and receiving yards (121) with one touchdown. Defensively, Jon Bostic tied for the team lead with eight tackles while adding 1.0 sack, 2.0 tackles for loss and one fumble recovery.

SCORING DRIVES

	1	2	3	4	OT	Total
Colts	0	13	7	3	0	23
Bengals	3	7	7	7	0	24

TEAM	QTR	TIME	SCORING PLAY	IND	CIN
Bengals	1	5:41	Bullock 29 yd. field goal	0	3
Colts	2	12:02	Vinatieri 29 yd. field goal	3	3
Colts	2	8:14	Doyle 13 yd. pass from Brissett (Vinatieri kick)	10	3
Bengals	2	4:36	Green 8 yd. pass from Dalton (Bullock kick)	10	10
Colts	2	0:00	Vinatieri 33 yd. field goal	13	10
Bengals	3	9:10	Malone 25 yd. pass from Dalton (Bullock kick)	13	17
Colts	3	2:10	Mack 24 yd. pass from Brissett (Vinatieri kick)	20	17
Colts	4	11:21	Vinatieri 29 yd. field goal	23	17
Bengals	4	6:58	Dunlap 16 yd. interception return (Bullock kick)	23	24

TEAM STATISTICS

	COLTS	BENGALS
Total Net Yards	331	276
Net Yards Rushing	115	58
Net Yards Passing	216	218
Total First Downs	19	17
Third Down Efficiency	8-16-50%	4-11-36%
Penalties	7-45	5-54
Fumbles (#-Lost)	0-0	4-2
Field Goals (Made-Att.)	3-3	1-2
Red Zone Efficiency	1-4-25%	1-3-33%
Time of Possession	33:13	26:47

INDIVIDUAL STATISTICS

RUSHING:	Colts: Gore 16-82, Mack 11-27, Brissett 1-6. Bengals: Mixon 11-18, Erickson 1-14, Hill 4-11, Dalton 3-10, Bernard 2-5.
PASSING:	Colts: Brissett 25-39-233, 2 TD, 1 INT. Bengals: Dalton 17-29-243, 2 TD.
RECEIVING:	Colts: Doyle 12-121-1, Gore 4-19, Mack 3-36-1, Aiken 2-33, Hilton 2-15, Rogers 2-9. Bengals: Kroft 5-46, LaFell 4-44, Mixon 3-91, Green 3-27-1, Malone 2-35-1.



Jack Doyle set single-game career highs in receptions (12) and receiving yards (121) while adding one touchdown in the loss.

GAME 9

 **INDIANAPOLIS 20**

 **HOUSTON 14**

NOVEMBER 5, 2017 • NRG STADIUM • 71,709

The Colts improved to 3-6 on the season following a 20-14 victory over the Houston Texans at NRG Stadium. Indianapolis opened the scoring when Jacoby Brissett found T.Y. Hilton for a 45-yard touchdown on the team's opening drive. Adam Vinatieri then hit a 22-yard field goal four possessions later to give the Colts a 10-0 lead. With 56 seconds remaining in the second quarter, Houston got on the board when Eddie Pleasant sacked Brissett and forced a fumble which was recovered by Lamarr Houston for a 34-yard touchdown. The Colts posted 10 unanswered points to start the second half. Brissett and Hilton connected for the second time with

an 80-yard touchdown. It marked Brissett's longest career throw. Vinatieri split the uprights from 53 yards to give the Colts a 20-7 lead with 9:12 remaining. The Texans mounted a comeback when DeAndre Hopkins recorded a 34-yard touchdown reception. With two seconds remaining, Houston drove to the Indianapolis seven-yard line, however Jabaal Sheard sacked Texans quarterback Tom Savage and forced a fumble to seal the Colts win. Brissett threw for 308 yards and two touchdowns while Hilton tallied with 175 yards and two scores. Sheard logged four stops, 2.0 sacks, two forced fumbles and four quarterback hits.

SCORING DRIVES

	1	2	3	4	OT	Total
Colts	7	3	7	3	0	20
Texans	0	7	0	7	0	14

TEAM	QTR	TIME	SCORING PLAY	IND	HOU
Colts	1	8:33	Hilton 45 yd. pass from Brissett (Vinatieri kick)	7	0
Colts	2	4:34	Vinatieri 22 yd. field goal	10	0
Texans	2	0:56	Houston 34 yd. fumble return (Fairbairn kick)	10	7
Colts	3	1:56	Hilton 80 yd. pass from Brissett (Vinatieri kick)	17	7
Colts	4	9:12	Vinatieri 53 yd. field goal	20	7
Texans	4	6:11	Hopkins 34 yd. pass from Savage (Fairbairn kick)	20	14

TEAM STATISTICS

	COLTS	TEXANS
Total Net Yards	371	288
Net Yards Rushing	92	94
Net Yards Passing	279	194
Total First Downs	17	19
Third Down Efficiency	4-14-29%	4-14-29%
Penalties	6-68	7-74
Fumbles (#-Lost)	1-1	2-1
Field Goals (Made-Att.)	2-2	0-1
Red Zone Efficiency	0-1-0%	0-2-0%
Time of Possession	30:59	29:01

INDIVIDUAL STATISTICS

RUSHING:

Colts: Gore 17-51, Mack 9-29, Brissett 2-12.
Texans: Miller 10-57, Foreman 11-37.

PASSING:

Colts: Brissett 20-30-308, 2 TD.
Texans: Savage 19-44-219, 1 TD.

RECEIVING:

Colts: Doyle 8-63, Hilton 5-175-2, Gore 3-26, Williams 2-20, Rogers 1-17, Moncrief 1-7.
Texans: Hopkins 6-86-1, Anderson 4-44, Miller 3-34, Ellington 3-22, Fuller V 2-32, Prosch 1-1.



T.Y. Hilton totaled five receptions for 175 yards and two touchdowns in a Week 9 win at Houston.

GAME 10



PITTSBURGH 20



INDIANAPOLIS 17

NOVEMBER 12, 2017 • LUCAS OIL STADIUM • 66,146

Steelers kicker Chris Boswell converted a 33-yard field goal as time expired to seal a 20-17 win, dropping the Colts to 3-7 on the season. The Colts led 10-3 at halftime following a 60-yard touchdown reception from Donte Moncrief and an Adam Vinatieri 48-yard field goal. Indianapolis' defense held Pittsburgh to 100 net yards (64 passing) in the first half, which were both season lows for the Steelers in a first half of play through 10 weeks of the season. Colts quarterback Jacoby Brissett logged his second touchdown when he hit Chester Rogers for a 61-yard score on the team's opening drive of the third quarter. Pittsburgh cut

Indianapolis' lead to 17-9 when Ben Roethlisberger found JuJu Smith-Schuster for a seven-yard touchdown in the third quarter. Following a Brissett interception, Roethlisberger threw his second touchdown of the day to Vance McDonald and tied the score with an ensuing two-point conversion. Indianapolis was unable to generate a final scoring drive and the Steelers ran the clock down en route to the game-winning kick. Brissett threw for 222 yards and two touchdowns while Rogers led the team with six catches for 104 yards and one touchdown. Defensively, Pierre Desir contributed with eight stops, one interception and two passes defended.

SCORING DRIVES

	1	2	3	4	OT	Total
Steelers	0	3	6	11	0	20
Colts	0	10	7	0	0	17

TEAM	QTR	TIME	SCORING PLAY	PIT	IND
Colts	2	14:52	Moncrief 60 yd. pass from Brissett (Vinatieri kick)	0	7
Colts	2	5:51	Vinatieri 48 yd. field goal	0	10
Steelers	2	0:30	Boswell 41 yd. field goal	3	10
Colts	3	12:46	Rogers 61 yd. pass from Brissett (Vinatieri kick)	3	17
Steelers	3	7:47	Smith-Schuster 7 yd. pass from Roethlisberger (Boswell kick)	9	17
Steelers	4	11:52	McDonald 7 yd. pass from Roethlisberger (Roethlisberger - Bryant pass)	17	17
Steelers	4	0:00	Boswell 33 yd. field goal	20	17

TEAM STATISTICS

	<u>STEELERS</u>	<u>COLTS</u>
Total Net Yards	316	267
Net Yards Rushing	88	71
Net Yards Passing	228	196
Total First Downs	18	13
Third Down Efficiency	5-13-38%	6-15-40%
Penalties	9-70	9-82
Fumbles (#-Lost)	1-0	0-0
Field Goals (Made-Att.)	2-3	1-1
Red Zone Efficiency	2-2-100%	0-0-0%
Time of Possession	29:58	30:02

INDIVIDUAL STATISTICS

RUSHING:


Colts: Gore 17-54, Mack 7-7, Brissett 4-7, Rogers 1-3.
Steelers: Bell 26-80, Conner 1-12, Roethlisberger 2-5, Bryant 1- -9.

PASSING:

Colts: Brissett 14-24-222, 2 TD, 1 INT.
Steelers: Roethlisberger 19-31-236, 2 TD, 1 INT.

RECEIVING:

Colts: Rogers 6-104-1, Hilton 2-23, Mack 2-19, Doyle 2-9, Moncrief 1-60-1, Gore 1-7.
Steelers: Smith-Schuster 5-97-1, Bell 5-32, Brown 3-47, Bryant 3-42, McDonald 2-16-1, Rogers 1-2.



Chester Rogers established single-game career highs in receptions (six), receiving yards (104) and touchdowns (one).

GAME 11



TENNESSEE 20



INDIANAPOLIS 16

NOVEMBER 26, 2017 • LUCAS OIL STADIUM • 62,207

Indianapolis fell to 3-8 on the season after being defeated by the Tennessee Titans, 20-16, at Lucas Oil Stadium. After the Titans took a 6-0 lead in the first quarter, the Colts scored 16 unanswered points to take a 16-6 advantage late into the third stanza. Adam Vinatieri converted two field goals from 26 and 28 yards prior to Frank Gore's 14-yard rushing touchdown with 38 seconds remaining in the first half. Vinatieri then added his third field goal of the game from 42 yards at the 6:05 mark in the third quarter. Indianapolis fumbled the ball with 2:22 remaining in the third, which was recovered by the Titans and converted into an eventual

two-yard touchdown reception by Delanie Walker. Indianapolis punted on its next two possessions before DeMarco Murray clinched the Tennessee win with a one-yard rushing touchdown. Colts quarterback Jacoby Brissett completed 17-of-29 passes for 196 yards while Frank Gore led the team in rushing with 17 carries for 62 yards and one touchdown. Tight end Jack Doyle added 94 yards on seven receptions. Defensively, Indianapolis held the Titans to nine net rushing yards in the first half while cornerbacks Nate Hairston and Rashaan Melvin recorded one interception each in the second quarter.

SCORING DRIVES

	1	2	3	4	OT	Total
Titans	6	0	7	7	0	20
Colts	0	13	3	0	0	16

TEAM	QTR	TIME	SCORING PLAY	TEN	IND
Titans	1	7:54	Succop 29 yd. field goal	3	0
Titans	1	1:52	Succop 45 yd. field goal	6	0
Colts	2	10:05	Vinatieri 26 yd. field goal	6	3
Colts	2	2:07	Vinatieri 28 yd. field goal	6	6
Colts	2	0:38	Gore 14 yd. run (Vinatieri kick)	6	13
Colts	3	6:05	Vinatieri 42 yd. field goal	6	16
Titans	3	1:05	Walker 2 yd. pass from Mariota (Succop kick)	13	16
Titans	4	5:59	Murray 1 yd. run (Succop kick)	20	16

TEAM STATISTICS

	TITANS	COLTS
Total Net Yards	276	254
Net Yards Rushing	92	89
Net Yards Passing	184	165
Total First Downs	19	15
Third Down Efficiency	3-8-38%	6-14-43%
Penalties	2-15	9-67
Fumbles (#-Lost)	0-0	2-1
Field Goals (Made-Att.)	2-2	3-3
Red Zone Efficiency	2-4-50%	1-4-25%
Time of Possession	28:38	31:22

INDIVIDUAL STATISTICS

RUSHING:

Colts: Gore 17-62-1, Brissett 3-16, Mack 4-11.
Titans: Henry 13-79, Murray 12-9-1, Mariota 3-4.

PASSING:

Colts: Brissett 17-29-196.
Titans: Mariota 17-25-184, 1 TD, 2 INT.

RECEIVING:

Colts: Doyle 7-94, Rogers 3-34, Mack 2-20, Gore 2-17, Hilton 2-15, Moncrief 1-16.
Titans: Walker 4-63-1, Davis 4-39, Murray 3-33, Decker 3-23, Henry 1-10, Douglas 1-8, Taylor 1-8.



Frank Gore led the team in rushing with 17 carries for 62 yards and one touchdown.

GAME 12

INDIANAPOLIS 10



JACKSONVILLE 30

DECEMBER 3, 2017 • EVERBANK FIELD • 61,207

The Colts were defeated by the Jaguars, 30-10, at EverBank Field to fall to 3-9 on the season. Jacksonville jumped out to a 10-0 lead in the second quarter on a Marqise Lee four-yard touchdown catch and a Josh Lambo 30-yard field goal. Adam Vinatieri gave Indianapolis its first points of the game with a 27-yard field goal following a 10-play, 69-yard drive in the second quarter. Jacksonville took a 16-3 lead into halftime when Keelan Cole recorded an eight-yard touchdown reception with 1:55 remaining in the second quarter. The Jaguars got the ball to start the second half and capped an eight-play drive with a

Leonard Fournette touchdown run. The Colts responded when Jacoby Brissett found T.Y. Hilton for a 40-yard touchdown pass, however two more Lambo field goals sealed the win for Jacksonville. Brissett threw for 174 yards, one touchdown and two interceptions while Hilton finished with three catches for 51 yards and a score. Running back Frank Gore passed Jerome Bettis (13,662) and LaDainian Tomlinson (13,684) for the sixth and fifth most rushing yards in NFL history. Defensively, Matthias Farley led the team with seven tackles while Tarell Basham posted one tackle, 1.0 sack and one forced fumble.

SCORING DRIVES

	1	2	3	4	OT	Total
Colts	0	3	7	0	0	10
Jaguars	7	9	11	3	0	30

TEAM	QTR	TIME	SCORING PLAY	IND	JAX
Jaguars	1	6:18	Lee 4 yd. pass from Bortles (Lambo kick)	0	7
Jaguars	2	12:43	Lambo 30 yd. field goal	0	10
Colts	2	7:02	Vinatieri 27 yd. field goal	3	10
Jaguars	2	1:55	Cole 8 yd. pass from Bortles (pass failed)	3	16
Jaguars	3	10:34	Fournette 5 yd. run (Bortles-Lewis pass)	3	24
Colts	3	6:40	Hilton 40 yd. pass from Brissett (Vinatieri kick)	10	24
Jaguars	3	0:34	Lambo 23 yd. field goal	10	27
Jaguars	4	2:53	Lambo 39 yd. field goal	10	30

TEAM STATISTICS

	COLTS	JAGUARS
Total Net Yards	290	426
Net Yards Rushing	141	96
Net Yards Passing	149	330
Total First Downs	17	22
Third Down Efficiency	5-15-33%	9-15-60%
Penalties	4-31	6-55
Fumbles (#-Lost)	1-0	1-0
Field Goals (Made-Att.)	1-1	3-3
Red Zone Efficiency	0-2-0%	3-5-60%
Time of Possession	26:13	33:47

INDIVIDUAL STATISTICS

RUSHING:
Colts: Gore 13-61, Mack 6-46, Brissett 6-36, Rogers 1--2.
Jaguars: Fournette 20-57-1, Bortles 3-27, Ivory 4-12.

PASSING:
Colts: Brissett 21-36-174, 1 TD, 2 INT.
Jaguars: Bortles 26-35-309, 2 TD, Nortman 1-1-29.

RECEIVING:
Colts: Moncrief 5-37, Rogers 4-35, Hilton 3-51-1, Doyle 3-16, Ferguson 3-16, Williams 2-11, Mack 1-8.
Jaguars: Lee 7-86-1, Westbrook 6-78, Lewis 4-46, Cole 3-49-1, Fournette 3-22, Yeldon 2-25, O'Shaughnessy 1-29, Ivory 1-3.



Tarell Basham contributed with one tackle, 1.0 sack and one forced fumble in the loss.

GAME 13

 **INDIANAPOLIS 7**



BUFFALO 13 OT

DECEMBER 10, 2017 • NEW ERA FIELD • 60,222

Under snowy conditions, it took overtime to decide a Week 14 meeting between the Colts and Bills. Following a scoreless first quarter, Buffalo scored on their final drive of the first half when Kelvin Benjamin caught an eight-yard touchdown pass from Nathan Peterman. Neither team found the scoreboard in the third quarter. With 1:16 remaining in the final stanza, the Colts found the scoreboard when Jacoby Brissett completed a three-yard touchdown pass to Jack Doyle. Indianapolis converted the ensuing two-point conversion, but a penalty negated the play and Adam Vinatieri then tied the game with an extra point. Both

teams punted on their first possessions of overtime. Buffalo then got the ball with 2:25 remaining in the game and drove 65 yards en route to a LeSean McCoy game-winning touchdown. Colts running back Frank Gore tallied 30 carries for 130 yards and added one reception for 10 yards. His 36 rushing attempts set a new single-game career-high and tied for the third-most attempts by a Colts running back in franchise history. Gore's 130 rushing yards were the most in a game for a Colts running back since 2011. Defensively, Matthias Farley led the team with nine tackles while adding one interception and one pass defended.

SCORING DRIVES

	1	2	3	4	OT	Total		
Colts	0	0	0	7	0	7		
Bills	0	7	0	0	6	13		

TEAM	QTR	TIME	SCORING PLAY	IND	BUF
Bills	2	0:27	Benjamin 8 yd. pass from Peterman (Hauschka kick)	0	7
Colts	4	1:16	Doyle 3 yd. pass from Brissett (Vinatieri kick)	7	7
Bills	OT	1:33	McCoy 21 yd. run	7	13

TEAM STATISTICS

	COLTS	BILLS
Total Net Yards	227	319
Net Yards Rushing	163	227
Net Yards Passing	64	92
Total First Downs	16	14
Third Down Efficiency	4-16-25%	10-18-56%
Penalties	2-20	2-10
Fumbles (#-Lost)	0-0	2-1
Field Goals (Made-Att.)	0-2	0-0
Red Zone Efficiency	1-2-50%	2-2-100%
Time of Possession	36:02	32:25

INDIVIDUAL STATISTICS

RUSHING:
 Colts: Gore 36-130, Mack 7-23, Brissett 3-10.
 Bills: McCoy 32-156-1, Tolbert 6-32, Webb 5-27, Peterman 4-10, Cadet 4-2.

PASSING:
 Colts: Brissett 11-22-69, 1 TD.
 Bills: Peterman 5-10-57, 1 TD, Webb 2-6-35, 1 INT.

RECEIVING:
 Colts: Mack 2-21, Hilton 2-20, Williams 2-8, Rogers 2-6, Doyle 2-4-1, Gore 1-10.
 Bills: Benjamin 3-38-1, Clay 2-11, Thompson 1-34, O'Leary 1-9.



Frank Gore set a single-game career-high with 36 rushing attempts totaling 130 yards against Buffalo.

INDIVIDUAL RECORDS

National Football League records are indicated by an asterisk. Since the Colts joined the NFL in 1953, the league has increased the number of games played each season from 12 in 1953 to the current 16 in 1978. Here are the dates that the league increased the number of games played each season:

1953-1960: 12 games 1961-1977: 14 games 1978-2017: 16 games

Note: The 1982 NFL regular season was reduced from 16 games to nine games because of a players' strike. The 1987 season was 15 games due to a players' strike.

SERVICE

MOST SEASONS

17	John Unitas, 1956-72
14	Reggie Wayne, 2001-14
14	Peyton Manning, 1998-11
14	Robert Mathis, 2003-16
13	Raymond Berry, 1955-67
13	Eugene Daniel, 1984-96
13	Ray Donaldson, 1980-92
13	Marvin Harrison, 1996-08
13	David Lee, 1966-78
13	Gino Marchetti, 1953-64, 66
13	Rohn Stark, 1982-94
13	Dick Szymanski, 1955, 57-68
13	Jeff Saturday, 1999-11

MOST GAMES PLAYED

211	Reggie Wayne, 2001-14
208	Peyton Manning, 1998-10
206	John Unitas, 1956-72
198	Eugene Daniel, 1984-96
197	Rohn Stark, 1982-94
197	Jeff Saturday, 1999-11
192	Justin Snow, 2000-11
192	Robert Mathis, 2003-16
190	Marvin Harrison, 1996-08
184	David Lee, 1966-78
184	Ray Donaldson, 1980-92

MOST CONSECUTIVE GAMES PLAYED

208	Peyton Manning, 1998-10
192	Justin Snow, 2000-11
189	Reggie Wayne, 2001-13
160	Hunter Smith, 1999-08
155	Jerry Logan, 1963-72

SCORING

MOST POINTS (CAREER)

1,304	Adam Vinatieri, 2006-17
995	Mike Vanderjagt, 1998-05
783	Dean Biasucci, 1984, 86-94
778	Marvin Harrison, 1996-08
678	Lenny Moore, 1956-67

MOST POINTS (SEASON)

157	Mike Vanderjagt, 2003
145	Mike Vanderjagt, 1999
140	Adam Vinatieri, 2014
139	Adam Vinatieri, 2013
135	Cary Blanchard, 1996
129	Adam Vinatieri, 2010
125	Mike Vanderjagt, 2001

MOST POINTS (SEASON) cont...

125	Adam Vinatieri, 2016
121	Mike Vanderjagt, 2000
121	Mike Vanderjagt, 2005
120	Lenny Moore, 1964
119	Mike Vanderjagt, 2004
118	Adam Vinatieri, 2007
117	Cary Blanchard, 1997
115	Adam Vinatieri, 2012
114	Dean Biasucci, 1988
113	Adam Vinatieri, 2006
112	Raul Allegre, 1983
110	Edgerrin James, 2000
109	Toni Linhart, 1976
107	Adam Vinatieri, 2015
106	Lou Michaels, 1967
104	Jim Martin, 1963
104	Lou Michaels, 1964
104	Mike Vanderjagt, 1998
103	Mike Vanderjagt, 2002
103	Adam Vinatieri, 2008
102	Lou Michaels, 1968
102	Edgerrin James, 1999
101	Lou Michaels, 1965

MOST POINTS (ROOKIE)

112	Raul Allegre, 1983
104	Mike Vanderjagt, 1998
102	Edgerrin James, 1999
93	Jim O'Brien, 1970
78	Curtis Dickey, 1980

MOST POINTS (GAME)

24	Lenny Moore vs. Chi., Oct. 4, 1958
24	Lenny Moore vs. LA Rams, Oct. 16, 1960
24	Lenny Moore vs. Min., Oct. 1, 1961
24	Lydell Mitchell vs. Buf., Oct. 12, 1975
24	Eric Dickerson vs. Den., Oct. 31, 1988
24	Joseph Addai vs. Phil., Nov. 26, 2006

MOST POINTS (ROOKIE-GAME)

24	Joseph Addai vs. Phil., Nov. 26, 2006
18	Billy Vessels vs. LA Rams, Nov. 25, 1956
18	Marshall Faulk vs. Hou., Sept. 4, 1994
18	Marvin Harrison at K.C., Dec. 15, 1996
18	Edgerrin James at Phil., Nov. 21, 1999
18	Edgerrin James at Cle., Dec. 26, 1999
16	Raul Allegre at Phil., Oct. 30, 1983

MOST CONSECUTIVE GAMES

SCORING

130	Adam Vinatieri, G1-2006/G16-2014
118	Mike Vanderjagt, G10-1998/G16-2005
58	Lou Michaels, G13-1965/G14-1969
55	Steve Myhra, G8-1957/G14-1961
55	Dean Biasucci, G11-1987/G2-1991

MOST CONSECUTIVE GAMES

SCORING (ROOKIE)

14	Jim O'Brien, G1-14, 1970
11	Raul Allegre, G1-11, 1983
10	Buck McPhail, G1-10, 1953
7	Curtis Dickey, G7-13, 1980
5	Alan Ameche, G1-5, 1955
5	Steve Myhra, G8-12, 1957

MOST SEASONS LEADING TEAM

10	Adam Vinatieri, 2006-08, 10-16
9	Dean Biasucci, 1986-94
8	Mike Vanderjagt, 1998-05
5	Lenny Moore, 1956-58, 60, 64
4	Lou Michaels, 1965-68
4	Toni Linhart, 1974, 76-78

MOST CONSECUTIVE SEASONS LEADING TEAM

9	Dean Biasucci, 1986-94
8	Mike Vanderjagt, 1998-05
7	Adam Vinatieri, 2010-16
4	Lou Michaels, 1965-68
3	Lenny Moore, 1956-58
3	Jim O'Brien, 1970-72
3	Toni Linhart, 1976-78
3	Raul Allegre, 1983-85
3	Adam Vinatieri, 2006-08

MOST KICK-SCORING POINTS (GAME)

18	Lou Michaels vs. S.F., Sept. 25, 1966
17	Lou Michaels vs. St.L., Oct. 12, 1964
17	Cary Blanchard at Buf., Sept. 21, 1997
17	Mike Vanderjagt vs. Den., Jan. 6, 2002
17	Mike Vanderjagt at Ten., Dec. 7, 2003
17	Adam Vinatieri vs. Chi., Oct. 9, 2016

MOST NON KICK-SCORING POINTS (SEASON)

120	Lenny Moore, 1964
110	Edgerrin James, 2000
102	Edgerrin James, 1999
92	Joseph Addai, 2007

MOST SEASONS 100+ POINTS

- 9 Adam Vinatieri, 2006-08, 10, 12-16
- 8 Mike Vanderjagt, 1998-05
- 4 Lou Michaels, 1964-65, 67-68
- 2 Cary Blanchard, 1996-97
- 2 Edgerrin James, 1999-00
- 1 Allegre/Biasucci/Linhart/Martin/Moore

MOST CONSECUTIVE SEASONS 100+ POINTS

- 8 Mike Vanderjagt, 1998-05
- 5 Adam Vinatieri, 2012-16
- 3 Adam Vinatieri, 2006-08
- 2 Lou Michaels, 1964-65, 67-68
- 2 Cary Blanchard, 1996-97
- 2 Edgerrin James, 1999-00

TOUCHDOWNS**MOST (CAREER)**

- 128 Marvin Harrison, 1996-08
- 113 Lenny Moore, 1956-67
- 82 Reggie Wayne, 2001-14
- 75 Edgerrin James, 1999-05
- 68 Raymond Berry, 1955-67

MOST (SEASON)

- 20 Lenny Moore, 1964
- 18 Edgerrin James, 2000
- 17 Edgerrin James, 1999
- 15 Lenny Moore, 1961
- 15 Lydell Mitchell, 1975
- 15 Eric Dickerson, 1988
- 15 Marvin Harrison, 2001
- 15 Marvin Harrison, 2004
- 15 Joseph Addai, 2007

MOST (ROOKIE)

- 17 Edgerrin James, 1999
- 13 Curtis Dickey, 1980
- 12 Marshall Faulk, 1994
- 10 Dominic Rhodes, 2001
- 9 (3 times) Last: Rodney Culver, 1992

MOST (GAME)

- 4 Lenny Moore vs. Chi, Oct. 4, 1958
- 4 Lenny Moore vs. LA Rams, Oct. 16, 1960
- 4 Lenny Moore vs. Min, Oct. 1, 1961
- 4 Lydell Mitchell vs. Buf, Oct. 12, 1975
- 4 Eric Dickerson vs. Den, Oct. 31, 1988
- 4 Joseph Addai vs. Phil, Nov. 26, 2006

MOST (ROOKIE-GAME)

- 4 Joseph Addai vs. Phil, Nov. 26, 2006
- 3 Billy Vessels vs. LA Rams, Nov. 25, 1956
- 3 Marshall Faulk vs. Hou, Sept. 4, 1994
- 3 Marvin Harrison at K.C., Dec. 15, 1996
- 3 Edgerrin James at Phil, Nov. 21, 1999
- 3 Edgerrin James at Cle, Dec. 26, 1999

MOST CONSECUTIVE GAMES**SCORING TD**

- 18 Lenny Moore, G7-9-1963, G1-1964/G1-1965
- 11 Lydell Mitchell, G6-1975/G2-1976
- 8 Edgerrin James, G3-10, 2005
- 7 Raymond Berry, G8-1959/G2-1960
- 7 Curtis Dickey, G7-13, 1980

MOST CONSECUTIVE GAMES**SCORING TD (ROOKIE)**

- 7 Curtis Dickey, G7-13, 1980
- 5 Alan Ameche, G1-5, 1955
- 4 Lenny Moore, G3-6, 1956
- 4 Marshall Faulk, G8-11, 1994
- 4 James Mungro, G11-14, 2002

MOST SEASONS LEADING TEAM

- 6 Lenny Moore, 1956-58, 60-61, 64
- 5 Marvin Harrison, 1996, 01-02, 04, 06
- 4 Marshall Faulk, 1994-95, 97-98
- 4 Edgerrin James, 1999-00, 03, 05
- 3 Tom Matte, 1967-69
- 3 Curtis Dickey, 1980-81, 83

MOST CONSECUTIVE SEASONS**LEADING TEAM**

- 3 Lenny Moore, 1956-58
- 3 Tom Matte, 1967-69

MOST 10+ TD SEASONS

- 8 Marvin Harrison, 1999-06
- 5 Lenny Moore, 1957-58, 60-61, 64
- 4 Edgerrin James, 1999-00, 03, 05
- 3 Tom Matte, 1967-69
- 3 Marshall Faulk, 1994-95, 98
- 3 Reggie Wayne, 2004, 07, 09
- 2 Addai/Berry/Clark/Dickey/McCauley/Orr
- 1 Bulaich/Carr/Dickerson/Mitchell/Rhodes/Stokley

MOST CONSECUTIVE 10+ TD SEASONS

- 8 Marvin Harrison, 1999-06
- 3 Tom Matte, 1967-69
- 2 Lenny Moore, 1957-58, 60-61
- 2 Raymond Berry, 1959-60
- 2 Don McCauley, 1975-76
- 2 Curtis Dickey, 1980-81
- 2 Marshall Faulk, 1994-95
- 2 Edgerrin James, 1999-00

POINTS AFTER TOUCHDOWN**MOST ATTEMPTS (CAREER)**

- 445 Adam Vinatieri, 2006-17
- 346 Mike Vanderjagt, 1998-05
- 270 Lou Michaels, 1964-69
- 261 Dean Biasucci, 1984, 86-94
- 194 Toni Linhart, 1974-79

MOST ATTEMPTS (SEASON)

- 60 Mike Vanderjagt, 2004
- 54 Lou Michaels, 1964
- 52 Toni Linhart, 1975
- 52 Mike Vanderjagt, 2005
- 51 Steve Myhra, 1958
- 51 Steve Myhra, 1959
- 51 Adam Vinatieri, 2007
- 51 Adam Vinatieri, 2010

MOST ATTEMPTS (ROOKIE)

- 38 Jim O'Brien, 1970
- 26 Tom Feamster, 1956
- 24 George Hunt, 1973
- 24 Raul Allegre, 1983
- 23 Buck McPhail, 1953
- 23 Mike Vanderjagt, 1998

MOST MADE (CAREER)

- 437 Adam Vinatieri, 2006-17
- 344 Mike Vanderjagt, 1998-05
- 263 Lou Michaels, 1964-69
- 255 Dean Biasucci, 1984, 86-94
- 184 Toni Linhart, 1974-79

MOST MADE (SEASON)

- 59 Mike Vanderjagt, 2004
- 53 Lou Michaels, 1964
- 52 Mike Vanderjagt, 2005
- 51 Toni Linhart, 1975
- 51 Adam Vinatieri, 2010

MOST MADE (ROOKIE)

- 36 Jim O'Brien, 1970
- 24 Tom Feamster, 1956
- 22 George Hunt, 1973
- 22 Raul Allegre, 1983
- 21 Buck McPhail, 1953

MOST MADE (GAME)

- 8 Tom Feamster vs. LA Rams, Nov. 5, 1956
- 8 Steve Myhra vs. G.B., Nov. 2, 1958
- 7 Steve Myhra vs. Chi, Oct. 4, 1958
- 7 Lou Michaels vs. Chi, Sept. 27, 1964
- 7 Lou Michaels at Atl, Nov. 12, 1967
- 7 Toni Linhart vs. NYJ, Nov. 16, 1975
- 7 Toni Linhart vs. Buf, Dec. 12, 1976
- 7 Raul Allegre vs. Buf, Oct. 6, 1985
- 7 Dean Biasucci vs. Den, Oct. 31, 1988
- 7 Mike Vanderjagt at N.O., Sept. 28, 2003
- 7 Mike Vanderjagt vs. Hou, Nov. 14, 2004
- 7 Adam Vinatieri vs. Was, Nov. 30, 2014

MOST MADE (ROOKIE-GAME)

- 8 Tom Feamster vs. LA Rams, Nov. 5, 1956

MOST CONSECUTIVE PATS

209 Adam Vinatieri, 2010-15
 149 Mike Vanderjagt, 2001-04
 125 Mike Vanderjagt, 1998-01
 103 Lou Michaels, 1964-66
 97 Adam Vinatieri, 2007-09

HIGHEST PERCENTAGE (CAREER-50 MIN.)

100.0 Cary Blanchard, 1995-97
 99.4 Mike Vanderjagt, 1998-05
 98.2 Adam Vinatieri, 2006-17
 97.7 Dean Biasucci, 1984, 86-94
 97.4 Lou Michaels, 1964-69

HIGHEST PERCENTAGE (SEASON-20 ATT.)

100.0 Lou Michaels, 1965
 100.0 Jim O'Brien, 1972
 100.0 Toni Linhart, 1974
 100.0 Dean Biasucci (3), 1987, 92, 94
 100.0 Cary Blanchard (3), 1995-97
 100.0 Mike Vanderjagt (6), 1998-00, 02-03, 05
 100.0 Adam Vinatieri (8) 2006, 08, 10-14, 16
 100.0 Matt Stover, 2009

HIGHEST PERCENTAGE (ROOKIE-SEASON-20 ATT.)

100.0 Mike Vanderjagt, 1998
 94.7 Jim O'Brien, 1970
 92.3 Tom Feamster, 1956
 91.7 George Hunt, 1973
 91.7 Raul Allegre, 1983

FIELD GOALS**MOST ATTEMPTS (CAREER)**

333 Adam Vinatieri, 2006-17
 250 Dean Biasucci, 1984, 86-94
 248 Mike Vanderjagt, 1998-05
 197 Lou Michaels, 1964-69
 116 Toni Linhart, 1974-79

MOST ATTEMPTS (SEASON)

41 Cary Blanchard, 1997
 40 Cary Blanchard, 1996
 40 Adam Vinatieri, 2013
 39 Steve Myhra, 1961
 39 Jim Martin, 1963
 39 Lou Michaels, 1966

MOST ATTEMPTS (ROOKIE)

35 Raul Allegre, 1983
 34 Jim O'Brien, 1970

MOST ATTEMPTS (GAME)

6 Lou Michaels at Atl, Nov. 13, 1966
 6 Steve Myhra vs. St.L., Nov. 19, 1961
 6 Toni Linhart vs. NYJ, Nov. 28, 1976
 6 Raul Allegre at Phil, Oct. 30, 1983

MOST ATTEMPTS (GAME) cont...

6 Dean Biasucci vs. Mia, Sept. 25, 1988

MOST ATTEMPTS (ROOKIE-GAME)

6 Raul Allegre at Phil, Oct. 30, 1983
 5 Jim O'Brien vs. Phil, Dec. 6, 1970
 5 Raul Allegre at Den, Nov. 11, 1983

MOST FGS MADE (CAREER)

289 Adam Vinatieri, 2006-17
 217 Mike Vanderjagt, 1998-05
 176 Dean Biasucci, 1984, 86-94
 107 Lou Michaels, 1964-69
 87 Cary Blanchard, 1995-97

MOST FGS MADE (SEASON-16 MIN.)

37 Mike Vanderjagt, 2003
 36 Cary Blanchard, 1996
 35 Adam Vinatieri, 2013
 34 Mike Vanderjagt, 1999
 32 Cary Blanchard, 1997

MOST FGS MADE (ROOKIE)

30 Raul Allegre, 1983
 27 Mike Vanderjagt, 1998
 19 Jim O'Brien, 1970

MOST FGS MADE (GAME)

5 Lou Michaels vs. S.F., Sept. 25, 1966
 5 Raul Allegre at Phil, Oct. 30, 1983
 5 Dean Biasucci vs. Mia, Sept. 25, 1988
 5 Cary Blanchard at Buf, Sept. 21, 1997
 5 Mike Vanderjagt vs. Den, Jan 6, 2002
 5 Mike Vanderjagt vs. Balt, Oct. 13, 2002
 5 Mike Vanderjagt at Ten, Dec. 7, 2003
 5 Adam Vinatieri vs. Ten, Dec. 1, 2013
 5 Adam Vinatieri vs. Chi, Oct. 9, 2016

MOST FGS MADE (ROOKIE-GAME)

5 Raul Allegre at Phil, Oct. 30, 1983
 4 Raul Allegre at Den, Dec. 11, 1983
 4 Mike Vanderjagt vs. Buf, Oct. 11, 1998
 4 Mike Vanderjagt vs. Car, Dec. 27, 1998

HIGHEST PERCENTAGE (CAREER-30 MIN.)

87.5 Mike Vanderjagt, 1998-05
 86.8 Adam Vinatieri, 2006-17
 82.9 Cary Blanchard, 1995-97
 72.2 Raul Allegre, 1983-85
 70.4 Dean Biasucci, 1984, 86-94

HIGHEST PERCENTAGE (SEASON-20 MIN.)

100.0 Mike Vanderjagt, 2003
 96.8 Adam Vinatieri, 2014
 92.9 Adam Vinatieri, 2010
 92.6 Mike Vanderjagt, 2000
 92.6 Adam Vinatieri, 2015

HIGHEST PERCENTAGE (ROOKIE-20 MIN.)

87.1 Mike Vanderjagt, 1998
 85.7 Raul Allegre, 1983
 57.1 George Hunt, 1973

HIGHEST PERCENTAGE (GAME-5 MIN.)

100.0 Lou Michaels vs. S.F., Sept. 25, 1966
 100.0 Cary Blanchard at Buf, Sept. 21, 1997
 100.0 Mike Vanderjagt vs. Den, Jan. 6, 2002
 100.0 Mike Vanderjagt vs. Bal, Oct. 13, 2002
 100.0 Mike Vanderjagt at Ten, Dec. 7, 2003
 100.0 Adam Vinatieri vs. Ten, Dec. 1, 2013
 100.0 Adam Vinatieri vs. Chi, Oct. 9, 2016

MOST CONSECUTIVE SUCCESSFUL FIELD GOALS

*44 Adam Vinatieri, G4-16, 2015/G9-2016
 42 Mike Vanderjagt, G15-16, 2002/G1, 2004
 35 Adam Vinatieri, G14-16, 2013/G1-16, 2014
 28 Mike Vanderjagt, G7-16, 1999/G1-2000
 20 Adam Vinatieri, G2-11, 2017

MOST CONSECUTIVE GAMES SCORING FIELD GOALS

23 Mike Vanderjagt, G15-16, 2002/G1-4, 6, 2004
 21 Cary Blanchard, G3-1996/G7-1997
 21 Mike Vanderjagt, G3-16, 1999/G7-2000
 18 Dean Biasucci, G8-1988/G9-1989
 16 Adam Vinatieri, G8-2015/G7-2016

LONGEST FIELD GOAL

58 Dan Miller at S.D., Dec. 26, 1982
 56 Bert Rechichar vs. Chi, Sept. 27, 1953
 55 Raul Allegre at Den, Dec. 11, 1983
 55 Dean Biasucci at Den, Oct. 15, 1989
 55 Dean Biasucci at Mia, Dec. 30, 1990
 55 Adam Vinatieri vs. Den, Nov. 8, 2015
 54 Raul Allegre vs. S.D., Nov. 4, 1984
 54 Dean Biasucci at N.E., Nov. 11, 1990

LONGEST FIELD GOAL cont...

- 54 Dean Biasucci at Sea, Sept. 29, 1991
- 54 Mike Vanderjagt at Den, Nov. 24, 2002
- 54 Adam Vinatieri vs. Jax, Oct. 4, 2015
- 54 Adam Vinatieri vs. Chi, Oct. 9, 2016
- 53 Lou Michaels vs. Dal, Dec. 3, 1967
- 53 Raul Allegre at Cin, Oct. 2, 1983
- 53 Dean Biasucci vs. Chi, Sept. 11, 1988
- 53 Dean Biasucci at Cin, Sept. 12, 1993
- 53 Mike Vanderjagt at Balt, Nov. 29, 1998
- 53 Mike Vanderjagt at Mia, Dec. 5, 1999
- 53 Adam Vinatieri vs. K.C., Oct. 9, 2011
- 53 Adam Vinatieri vs. Min, Sept. 16, 2012
- 53 Adam Vinatieri vs. Ten, Dec. 9, 2012
- 53 Adam Vinatieri vs. NE, Nov. 16, 2014
- 53 Adam Vinatieri at Jax, Oct. 2, 2016
- 53 Adam Vinatieri vs. Chi, Oct. 9, 2016
- 53 Adam Vinatieri at NYJ, Dec. 5, 2016
- 53 Adam Vinatieri at Hou, Nov. 5, 2017

LONGEST FIELD GOAL (ROOKIE)

- 58 Dan Miller at S.D., Dec. 26, 1982
- 55 Raul Allegre at Den, Dec. 11, 1983
- 53 Raul Allegre at Cin, Oct. 2, 1983
- 53 Mike Vanderjagt at Bal, Nov. 29, 1998
- 52 Mike Vanderjagt, vs. NO, Sept. 27, 1998

MOST 50+ FIELD GOALS (CAREER)

- 30 Adam Vinatieri, 2006-17
- 18 Dean Biasucci, 1984, 86-94
- 14 Mike Vanderjagt, 1998-05
- 7 Raul Allegre, 1983-85
- 7 Cary Blanchard, 1995-97

MOST 50+ FIELD GOALS (SEASON)

- 7 Adam Vinatieri, 2016
- 6 Dean Biasucci, 1988
- 6 Mike Vanderjagt, 1998
- 5 Cary Blanchard, 1996
- 4 Raul Allegre, 1983
- 4 Adam Vinatieri, 2012
- 4 Adam Vinatieri, 2013
- 4 Adam Vinatieri, 2015
- 4 Adam Vinatieri, 2017

MOST 50+ FIELD GOALS (GAME)

- 2 Dean Biasucci vs. Mia, Sept. 25, 1988

MOST 50+ FIELD GOALS (GAME) cont...

- 2 Mike Vanderjagt at Den, Nov. 24, 2002
- 2 Adam Vinatieri at S.D., Oct. 14, 2013
- 2 Adam Vinatieri vs. Chi, Oct. 9, 2016
- 2 Adam Vinatieri vs. SF, Oct. 8, 2017

MOST SEASONS 50+ FIELD GOALS

- 10 Dean Biasucci, 1984, 86-94
- 8 Adam Vinatieri, 2008, 11-17
- 5 Mike Vanderjagt, 1998-99, 01-03
- 3 Cary Blanchard, 1995-97
- 2 Allegre/Michaels/Rechichar

MOST CONSC. SEASONS 50+ FGS

- 10 Dean Biasucci, 1984, 86-94
- 7 Adam Vinatieri, 2011-17
- 3 Cary Blanchard, 1995-97
- 3 Mike Vanderjagt, 2001-03
- 2 Raul Allegre, 1983-84
- 2 Mike Vanderjagt, 1998-99

MOST CONSC. SUCCESSFUL 50+ FIELD GOALS

- 9 Adam Vinatieri, 2015-16
- 7 Adam Vinatieri, 2013-14
- 6 Cary Blanchard, 1995-96
- 5 Mike Vanderjagt, 2001-03
- 5 Adam Vinatieri, 2016-17
- 4 Raul Allegre, 1983

RUSHING**MOST ATTEMPTS (CAREER)**

- 2188 Edgerrin James, 1999-05
- 1391 Lydell Mitchell, 1972-77
- 1389 Marshall Faulk, 1994-98
- 1258 Eric Dickerson, 1987-91
- 1200 Tom Matte, 1961-72

MOST ATTEMPTS (SEASON)

- 388 Eric Dickerson, 1988
- 387 Edgerrin James, 2000
- 369 Edgerrin James, 1999
- 360 Edgerrin James, 2005
- 334 Edgerrin James, 2004

MOST ATTEMPTS (ROOKIE)

- 369 Edgerrin James, 1999
- 314 Marshall Faulk, 1994
- 233 Dominic Rhodes, 2001
- 226 Joseph Addai, 2006
- 213 Alan Ameche, 1955

MOST ATTEMPTS (GAME)

- 40 Lydell Mitchell at NYJ, Oct. 20, 1974
- 38 Edgerrin James at Sea, Oct. 15, 2000
- 36 Eric Dickerson vs. Buf, Dec. 18, 1988

MOST ATTEMPTS (GAME) cont...

- 36 Edgerrin James vs. NYJ, Nov. 16, 2003
- 36 Frank Gore at Buf, Dec. 11, 2017
- 35 Lydell Mitchell vs. Mia, Dec. 9, 1973
- 35 Eric Dickerson vs. S.D., Nov. 8, 1987

MOST ATTEMPTS (ROOKIE-GAME)

- 34 Dominic Rhodes at Buf, Nov. 4, 2001
- 32 Edgerrin James at N.E., Sept. 19, 1999
- 31 Frank Middleton at NYJ, Nov. 11, 1984
- 31 Dominic Rhodes vs. Den, Jan 6, 2002
- 29 Dominic Rhodes vs. Atl, Dec. 16, 2001

MOST SEASONS LEADING TEAM

- 6 Edgerrin James, 1999-00, 02-05
- 5 Alan Ameche, 1955-59
- 5 Tom Matte, 1963, 67-69, 71
- 5 Lydell Mitchell, 1973-77
- 5 Eric Dickerson, 1987-91
- 5 Marshall Faulk, 1994-98

MOST CONSC. SEASONS**LEADING TEAM**

- 5 Alan Ameche, 1955-59
- 5 Lydell Mitchell, 1973-77
- 5 Eric Dickerson, 1987-91
- 5 Marshall Faulk, 1994-98
- 4 Edgerrin James, 2002-05
- 4 Joseph Addai, 2006-09

MOST SEASONS 100+ ATTEMPTS

- 7 Edgerrin James, 1999-05
- 6 Randy McMillan, 1981-86
- 6 Joseph Addai, 2006-11
- 5 Alan Ameche, 1955-59
- 5 Tom Matte, 1963, 67-69, 71
- 5 Lydell Mitchell, 1973-77
- 5 Eric Dickerson, 1987-91
- 5 Marshall Faulk, 1994-98

MOST CONSC. SEASONS**100+ ATTEMPTS**

- 7 Edgerrin James, 1999-05
- 6 Randy McMillan, 1981-86
- 6 Joseph Addai, 2006-11
- 5 Alan Ameche, 1955-59
- 5 Lydell Mitchell, 1973-77
- 5 Eric Dickerson, 1987-91
- 5 Marshall Faulk, 1994-98

MOST GAMES WITH ATTEMPTS (CAREER)

- 163 John Unitas, 1956-72
- 154 Peyton Manning, 1998-11
- 134 Lenny Moore, 1956-67
- 127 Tom Matte, 1961-72

MOST GAMES WITH ATTEMPTS (CAREER) cont...

126 Don McCauley, 1971-81

MOST YARDS (CAREER)

9226 Edgerrin James, 1999-05
 5487 Lydell Mitchell, 1972-77
 5320 Marshall Faulk, 1994-98
 5194 Eric Dickerson, 1987-91
 5174 Lenny Moore, 1956-67

MOST YARDS (SEASON)

1709 Edgerrin James, 2000
 1659 Eric Dickerson, 1988
 1553 Edgerrin James, 1999
 1548 Edgerrin James, 2004
 1506 Edgerrin James, 2005

MOST YARDS (ROOKIE)

1553 Edgerrin James, 1999
 1282 Marshall Faulk, 1994
 1104 Dominic Rhodes, 2001
 1081 Joseph Addai, 2006
 961 Alan Ameche, 1955

MOST YARDS (GAME)

219 Edgerrin James at Sea, Oct. 15, 2000
 204 Edgerrin James at Chi, Nov. 21, 2004
 198 Norm Bulaich vs. NYJ, Sept. 19, 1971
 196 Eric Dickerson vs. T.B., Dec. 27, 1987
 194 Alan Ameche vs. Chi, Sept. 25, 1955

MOST YARDS**(ROOKIE-GAME 150+ YARDS)**

194 Alan Ameche vs. Chi, Sept. 25, 1955
 185 Lenny Moore vs. G.B., Oct. 28, 1956
 177 Dominic Rhodes vs. Atl, Dec. 16, 2001
 171 Joseph Addai, vs. Phil, Nov. 26, 2006
 153 Alan Ameche, vs. Det, Oct. 1, 1955

MOST SEASONS LEADING TEAM

6 Edgerrin James, 1999-00, 02-05
 5 Alan Ameche, 1955-59
 5 Lydell Mitchell, 1973-77
 5 Eric Dickerson, 1987-91
 5 Marshall Faulk, 1994-98

MOST CONSC. SEASONS LEADING TEAM

5 Alan Ameche, 1955-59
 5 Lydell Mitchell, 1973-77
 5 Eric Dickerson, 1987-91
 5 Marshall Faulk, 1994-98
 4 Edgerrin James, 2002-05
 4 Joseph Addai, 2006-09

MOST 100+ GAMES (CAREER)

49 Edgerrin James, 1999-05
 24 Eric Dickerson, 1987-91
 16 Lydell Mitchell, 1972-77
 14 Marshall Faulk, 1994-98
 8 Joseph Addai, 2006-11

MOST 100+ GAMES (SEASON)

10 Edgerrin James, 1999
 9 Edgerrin James, 2000
 9 Edgerrin James, 2005
 8 Eric Dickerson, 1988
 8 Edgerrin James, 2004

MOST 100+ GAMES (ROOKIE)

10 Edgerrin James, 1999
 5 Dominic Rhodes, 2001
 4 Marshall Faulk, 1994
 3 Alan Ameche, 1955
 2 Lenny Moore, 1956
 2 Roosevelt Potts, 1993
 2 Joseph Addai, 2006

MOST CONSC. 100+ GAMES

5 Edgerrin James, G14-16, 2000/
 G2, 2001
 5 Edgerrin James, G5-9, 2005
 4 Eric Dickerson, G8-11, 1987
 4 Edgerrin James, G7-10, 1999
 4 Edgerrin James, G10-13, 2004

MOST YARDS TWO RUSHERS (SEASON)

1924 Dickey (1122)/McMillan (802), 1983
 1889 Dickerson (1659)/Bentley (230), 1988
 1825 James (1709)/Manning (116), 2000
 1802 James (1548)/Rhodes (254), 2004
 1766 Rhodes (1104)/James (662), 2001

MOST TOUCHDOWNS (CAREER)

64 Edgerrin James, 1999-05
 63 Lenny Moore, 1956-67
 45 Tom Matte, 1961-72
 42 Marshall Faulk, 1994-98
 40 Alan Ameche, 1955-60
 40 Don McCauley, 1971-81

MOST TOUCHDOWNS (SEASON)

16 Lenny Moore, 1964
 14 Eric Dickerson, 1988
 13 Edgerrin James (3), 1999-00, 05
 12 Joseph Addai, 2007
 11 Tom Matte, 1969
 11 Lydell Mitchell, 1975
 11 Curtis Dickey, 1980
 11 Marshall Faulk (2), 1994-95
 11 Edgerrin James, 2003

MOST TOUCHDOWNS (ROOKIE)

13 Edgerrin James, 1999
 11 Curtis Dickey, 1980
 11 Marshall Faulk, 1994
 9 Alan Ameche, 1955
 9 Dominic Rhodes, 2001

MOST TOUCHDOWNS (GAME)

4 Eric Dickerson vs. Den, Oct. 31, 1988
 4 Joseph Addai vs. Phil, Nov. 26, 2006
 3 Alan Ameche at G.B., Oct. 13, 1957
 3 Lenny Moore vs. LA Rams, Oct. 16, 1960
 3 Tom Matte vs. Was, Nov. 2, 1969
 3 Don McCauley at Mia, Nov. 23, 1975
 3 Randy McMillan vs. N.E., Dec. 1, 1985
 3 Marshall Faulk vs. Hou, Sept. 4, 1994
 3 Marshall Faulk vs. St.L. Rams, Oct. 1, 1995
 3 Edgerrin James at Cle, Dec. 26, 1999
 3 Edgerrin James at Sea, Oct. 15, 2000
 3 Edgerrin James vs. Buf, Dec. 11, 2000
 3 Edgerrin James vs. NYJ, Nov. 16, 2003
 3 Edgerrin James vs. St.L. Rams, Oct. 17, 2005

MOST TOUCHDOWNS (ROOKIE-GAME)

4 Joseph Addai vs. Phil, Nov. 26, 2006
 3 Marshall Faulk vs. Hou, Sept. 4, 1994
 3 Edgerrin James at Cle, Dec. 26, 1999
 2 (24 times) Last: Andrew Luck at Jax, Nov. 8, 2012

MOST GAMES WITH TOUCHDOWNS (CAREER)

53 Lenny Moore, 1956-67
 44 Edgerrin James, 1999-05
 37 Tom Matte, 1961-72
 32 Don McCauley, 1971-81
 32 Marshall Faulk, 1994-98

MOST GAMES WITH TOUCHDOWNS (SEASON)

12 Lenny Moore, 1964
 9 Lydell Mitchell, 1975
 9 Eric Dickerson, 1988
 9 Edgerrin James (2), 2000, 05
 9 Joseph Addai (2), 2007, 09

MOST GAMES WITH TOUCHDOWNS (ROOKIE)

8 Alan Ameche, 1955
 8 Curtis Dickey, 1980
 8 Edgerrin James, 1999
 7 Rodney Culver, 1992
 7 Marshall Faulk, 1994
 7 Dominic Rhodes, 2001

MOST CONSC. GAMES RUSHING TDS

- 11 Lenny Moore, G8-9-1963/G9, 1964
- 9 Lydell Mitchell, G8-14-1975/G1, 1976
- 7 Curtis Dickey, G9-15, 1980
- 6 Tom Matte, G2-7, 1969
- 6 Edgerrin James, G5-10, 2005

MOST CONSC. GAMES RUSHING TDS (ROOKIE)

- 7 Curtis Dickey, G9-15, 1980
- 5 Alan Ameche, G1-5, 1955
- 4 Lenny Moore, G3-6, 1956
- 4 James Mungro, G11-14, 2002

MOST SEASONS LEADING TEAM (*tied for lead)

- 6 Lenny Moore, 1956*, 60-61, 64, 65*, 66*
- 5 Alan Ameche, 1955, 56*, 57-59
- 5 Randy McMillan, 1982*, 83-84, 86*
- 5 Marshall Faulk, 1994-98
- 5 Edgerrin James, 1999-00, 03-05

MOST CONSC. SEASONS LEADING TEAM (*tied)

- 5 Alan Ameche, 1955-59 (56*)
- 5 Randy McMillan, 1982-86 (82, 86*)
- 5 Marshall Faulk, 1994-98
- 4 Eric Dickerson, 1988-91 (90*)

HIGHEST AVERAGE (CAREER-300 ATT/4.0)

- 4.8 Lenny Moore, 1956-67
- 4.5 Albert Bentley, 1985-91
- 4.4 Curtis Dickey, 1980-85
- 4.3 Donald Brown, 2009-13
- 4.2 Alan Ameche, 1955-60
- 4.2 Edgerrin James, 1999-05

HIGHEST AVERAGE (SEASON-80 ATT)

- 7.5 Lenny Moore, 1956
- 7.3 Lenny Moore, 1958
- 7.0 Lenny Moore, 1961
- 5.3 Donald Brown, 2013
- 5.2 George Wonsley, 1985

HIGHEST AVERAGE (ROOKIE-80 ATT, 4.5+)

- 7.5 Lenny Moore, 1956
- 5.1 Tony Lorick, 1964
- 4.8 Joseph Addai, 2006
- 4.7 Dominic Rhodes, 2001
- 4.5 Curtis Dickey, 1980
- 4.5 Alan Ameche, 1955

HIGHEST AVERAGE (GAME-10 ATT) *ROOKIE

- 14.2 *Lenny Moore vs. G.B., Oct. 28, 1956
- 11.3 Lenny Moore at Det, Oct. 19, 1958
- 11.3 Marshall Faulk at Balt, Nov. 29, 1998
- 10.9 *Lenny Moore at Cle, Nov. 11, 1956
- 10.1 Donald Brown vs. Ten, Dec. 18, 2011

LONGEST RUSHES (*ROOKIE)

- 80t Tom Matte vs. St.L., Oct. 12, 1964
- 80t Donald Brown vs. Ten, Dec. 18, 2011
- 79t *Alan Ameche vs. Chi, Sept. 25, 1955
- 79t *Lenny Moore vs. G.B., Oct. 28, 1956
- 77t *Dominic Rhodes at K.C., Oct. 25, 2001

PASSING**MOST ATTEMPTS (CAREER)**

- 7210 Peyton Manning, 1998-11
- 5110 John Unitas, 1956-72
- 2651 Andrew Luck, 2012-16
- 2464 Bert Jones, 1973-81
- 1536 Jack Trudeau, 1986-93

MOST ATTEMPTS (SEASON)

- 679 Peyton Manning, 2010
- 627 Andrew Luck, 2012
- 616 Andrew Luck, 2014
- 591 Peyton Manning, 2002
- 575 Peyton Manning, 1998

MOST ATTEMPTS (ROOKIE)

- 627 Andrew Luck, 2012*
- 575 Peyton Manning, 1998
- 417 Jack Trudeau, 1986
- 334 Jeff George, 1990
- 237 George Shaw, 1955

MOST ATTEMPTS (GAME)

- 59 Jeff George at Was, Nov. 7, 1993
- 57 Jack Trudeau at NYJ, Nov. 16, 1986
- 57 Peyton Manning at Hou, Sept. 12, 2010
- 56 Peyton Manning at S.D., Nov. 11, 2007
- 55 Andrew Luck vs. G.B., Oct. 7, 2012

MOST ATTEMPTS (ROOKIE-GAME)

- 57 Jack Trudeau at NYJ, Nov. 16, 1986
- 55 Andrew Luck vs. G.B., Oct. 7, 2012
- 54 Andrew Luck at Det., Dec. 2, 2012
- 53 Jack Trudeau vs. NYJ, Sept. 28, 1986
- 52 Peyton Manning vs. N.E., Nov. 1, 1998

MOST SEASONS LEADING TEAM (ATT/COMP)

- 15 John Unitas, 1956-67, 69-71
- 13 Peyton Manning, 1998-10
- 6 Bert Jones, 1974-77, 80-81
- 5 Andrew Luck, 2012-16
- 4 Mike Pagel, 1982-85
- 4 Jeff George, 1990-93
- 4 Jim Harbaugh, 1994-97

MOST CONSC. SEASONS LEADING TEAM (ATT/COMP)

- 13 Peyton Manning, 1998-10
- 12 John Unitas, 1956-67
- 5 Andrew Luck, 2012-16
- 4 Bert Jones, 1974-77
- 4 Mike Pagel, 1982-85
- 4 Jeff George, 1990-93
- 4 Jim Harbaugh, 1994-97

MOST 40+ ATTEMPT GAMES

- 59 Peyton Manning, 1998-11
- 28 Andrew Luck, 2012-16
- 9 Jack Trudeau, 1986-93
- 8 John Unitas, 1956-72
- 8 Bert Jones, 1973-81
- 8 Jeff George, 1990-93

MOST SEASONS 200+ ATTEMPTS

- 13 John Unitas, 1957-67, 69-70
- 13 Peyton Manning, 1998-10
- 6 Bert Jones, 1974-77, 80-81
- 5 Andrew Luck, 2012-16
- 4 Mike Pagel, 1982-85
- 4 Jeff George, 1990-93
- 4 Jim Harbaugh, 1994-97

CONSC. SEASONS 200+ ATTEMPTS

- 13 Peyton Manning, 1998-10
- 11 John Unitas, 1957-67
- 5 Andrew Luck, 2012-16
- 4 Bert Jones, 1974-77
- 4 Mike Pagel, 1982-85
- 4 Jeff George, 1990-93
- 4 Jim Harbaugh, 1994-97

MOST GAMES WITH ATTEMPTS (CAREER)

- 208 Peyton Manning, 1998-11
- 202 John Unitas, 1956-72
- 97 Bert Jones, 1973-81
- 70 Andrew Luck, 2012-16
- 61 Jack Trudeau, 1986-93

MOST COMPLETIONS (CAREER)

- 4682 Peyton Manning, 1998-11
- 2796 John Unitas, 1956-72
- 1570 Andrew Luck, 2012-16
- 1382 Bert Jones, 1973-81
- 874 Jeff George, 1990-93

MOST COMPLETIONS (SEASON)

- 450 Peyton Manning, 2010
- 393 Peyton Manning, 2009
- 392 Peyton Manning, 2002
- 380 Andrew Luck, 2014
- 379 Peyton Manning, 2003

MOST COMPLETIONS (ROOKIE)

- 339 Andrew Luck, 2012
- 326 Peyton Manning, 1998
- 204 Jack Trudeau, 1986
- 181 Jeff George, 1990
- 129 Chris Chandler, 1988

MOST COMPLETIONS (GAME)

- 40 Peyton Manning at Hou, Sept. 12, 2010
- 38 Peyton Manning at N.E., Nov. 21, 2010
- 37 Jeff George at Was, Nov. 7, 1993
- 37 Peyton Manning vs. Ten, Nov. 3, 2002
- 36 Bert Jones vs. NYJ, Dec. 15, 1974
- 36 Peyton Manning at Ten, Oct. 11, 2009
- 36 Peyton Manning vs. Dal, Dec. 5, 2010

MOST COMPLETIONS (ROOKIE-GAME)

- 31 Andrew Luck vs. G.B., Oct. 7, 2012
- 30 Peyton Manning vs. N.E., Nov. 1, 1998
- 30 Andrew Luck vs. Mia, Nov. 4, 2012
- 27 Jack Trudeau at NYJ, Nov. 16, 1986
- 27 Peyton Manning at Balt, Nov. 29, 1998
- 27 Andrew Luck at N.E., Nov. 18, 2012

MOST CONSECUTIVE COMPLETIONS

- 23 Peyton Manning vs. Det/at Jax, Dec. 14-Dec. 18, 2008
- 17 Bert Jones vs. NYJ, Dec. 15, 1974
- 17 Peyton Manning vs. Cle/at Ten, Sept. 25-Oct. 2, 2005
- 17 Peyton Manning vs. Den/at Jax, Dec. 13-Dec. 17, 2009
- 16 Peyton Manning at Ten, Oct. 11, 2009

MOST GAMES WITH COMPLETIONS (CAREER)

- 208 Peyton Manning, 1998-11
- 200 John Unitas, 1956-72
- 96 Bert Jones, 1973-81
- 70 Andrew Luck, 2012-16
- 61 Jack Trudeau, 1986-93

MOST GAMES 20+ COMPLETIONS (CAREER)

- 153 Peyton Manning, 1998-11
- 49 Andrew Luck, 2012-16
- 33 John Unitas, 1956-72
- 20 Bert Jones, 1973-81
- 17 Jeff George, 1990-93

MOST CONSC. GAMES 20+ COMPLETIONS

- 14 Peyton Manning, G1-14, 2010
- 13 Andrew Luck, G15-16, 2013, G1-11, 2014
- 12 Peyton Manning, G3-14, 2003
- 12 Peyton Manning, G3-14, 2009
- 11 Andrew Luck, G4-G7, 2015/ G1-G7, 2016

MOST SEASONS 150+ COMPLETIONS

- 13 Peyton Manning, 1998-11
- 12 John Unitas, 1959-67, 69-70
- 5 Bert Jones, 1975-77, 80-81
- 5 Andrew Luck, 2012-16
- 4 Jeff George, 1990-93

CONSC. SEASONS 150+ COMPLETIONS

- 13 Peyton Manning, 1998-10
- 9 John Unitas, 1959-67
- 5 Andrew Luck, 2012-16
- 4 Jeff George, 1990-93
- 3 Bert Jones, 1975-77
- 3 Jim Harbaugh, 1995-97

HIGHEST PERCENTAGE (CAREER-1,000 ATT)

- 64.9 Peyton Manning, 1998-11
- 60.7 Jim Harbaugh, 1994-97
- 59.2 Andrew Luck, 2012-16
- 57.0 Jeff George, 1990-93
- 56.1 Bert Jones, 1973-81

HIGHEST PERCENTAGE (GAME-15 ATT)

- 87.5 Peyton Manning vs. Ten, Dec. 30, 2007 (14-16)
- 85.3 Peyton Manning at Jax, Dec. 18, 2008 (29-34)
- 85.0 John Unitas at Atl, Nov. 12, 1967 (17-20)
- 84.2 John Unitas vs. Mia, Dec. 11, 1971 (16-19)
- 83.3 Peyton Manning vs. Atl, Dec. 14, 2003 (25-30)

HIGHEST PERCENTAGE (ROOKIE-GAME-20 ATT)

- 75.0 John Unitas vs. LA Rams, Nov. 25, 1956 (18-24)
- 70.4 Peyton Manning at Atl, Dec. 6, 1998 (19-27)
- 69.2 Andrew Luck at Jax, Nov. 8, 2012 (18-26)
- 68.4 Andrew Luck at Ten, Oct 28, 2012 (26-38)
- 68.2 George Shaw at LA Rams, Dec. 5, 1955 (15-22)

HIGHEST PERCENTAGE (SEASON-200 ATT)

- 68.8 Peyton Manning, 2009
- 67.6 Peyton Manning, 2004
- 67.3 Peyton Manning, 2005
- 67.0 Peyton Manning, 2003
- 66.8 Peyton Manning, 2008

HIGHEST PERCENTAGE (ROOKIE-SEASON-100 ATT)

- 56.7 Peyton Manning, 1998
- 55.6 John Unitas, 1956
- 55.4 Chris Chandler, 1988
- 54.2 Jeff George, 1990
- 54.1 Andrew Luck, 2012

MOST YARDS (CAREER)

- 54828 Peyton Manning, 1998-11
- 39768 John Unitas, 1956-72
- 19078 Andrew Luck, 2012-16
- 17663 Bert Jones, 1973-81
- 9647 Jack Trudeau, 1986-93

MOST YARDS (SEASON)

- 4761 Andrew Luck, 2014
- 4700 Peyton Manning, 2010
- 4557 Peyton Manning, 2004
- 4500 Peyton Manning, 2009
- 4413 Peyton Manning, 2000

MOST YARDS (ROOKIE)

- *4374 Andrew Luck, 2012
- 3739 Peyton Manning, 1998
- 2225 Jack Trudeau, 1986
- 2152 Jeff George, 1990
- 1619 Chris Chandler, 1988

MOST YARDS (GAME)

- 472 Peyton Manning at K.C., Oct. 31, 2004
- 440 Peyton Manning vs. Jax, Sept. 25, 2000
- 433 Peyton Manning at Hou, Sept. 12, 2010
- 433 Andrew Luck vs. Mia, Nov. 4, 2012
- 425 Peyton Manning vs. Ten, Dec. 5, 2004

MOST YARDS (ROOKIE-GAME)

- *433 Andrew Luck vs. Mia, Nov. 4, 2012
- 391 Andrew Luck at Det, Dec. 2, 2012
- 362 Andrew Luck vs. G.B., Oct. 7, 2012
- 359 Jack Trudeau at NYJ, Nov. 16, 1986
- 357 Peyton Manning at Balt, Nov. 29, 1998

MOST SEASONS LEADING TEAM (YDS/TDS)

- 14 John Unitas, 1956-67, 69-70
- 13 Peyton Manning, 1998-11
- 6 Bert Jones, 1974-77, 80-81
- 5 Andrew Luck, 2012-16
- 4 Mike Pagel, 1982-85
- 4 Jeff George, 1990-93
- 4 Jim Harbaugh, 1994-97

MOST CONSC. SEASONS LEADING TEAM (YDS/TDS)

- 13 Peyton Manning, 1998-10
- 12 John Unitas, 1956-67
- 5 Andrew Luck, 2012-16
- 4 Bert Jones, 1974-77
- 4 Mike Pagel, 1982-85
- 4 Jeff George, 1990-93
- 4 Jim Harbaugh, 1994-97

MOST 2,000+ SEASONS

13	John Unitas, 1957-67, 69-70
13	Peyton Manning, 1998-10
5	Bert Jones, 1975-77, 80-81
4	Andrew Luck, 2012-14, 16
3	Jeff George, 1990-91, 93
3	Jim Harbaugh, 1995-97

MOST CONSC. 2,000+ SEASONS

13	Peyton Manning, 1998-10
11	John Unitas, 1957-67
3	Bert Jones, 1975-77
3	Jim Harbaugh, 1995-97
3	Andrew Luck, 2012-14

MOST 300+ GAMES (CAREER)

63	Peyton Manning, 1998-11
26	John Unitas, 1956-72
26	Andrew Luck, 2012-16
8	Bert Jones, 1973-81
7	Jeff George, 1990-93

MOST 300+ GAMES (SEASON)

10	Andrew Luck, 2014
9	Peyton Manning, 2009
7	Peyton Manning, 2010
6	Peyton Manning (2), 2004, 06
6	Andrew Luck, 2012

MOST 300+ GAMES (ROOKIE)

*6	Andrew Luck, 2012
4	Peyton Manning, 1998
2	Jack Trudeau, 1986
1	John Unitas, 1956

MOST CONSC. 300+ GAMES

8	Andrew Luck, G3-10, 2014
5	Peyton Manning, G1-5, 2009
3	John Unitas, G12-14, 1963
3	Peyton Manning, G6-8, 2006
3	Peyton Manning, G7-9, 2009

MOST TOUCHDOWNS (CAREER)

399	Peyton Manning, 1998-11
287	John Unitas, 1956-72
132	Andrew Luck, 2012-16
122	Bert Jones, 1973-81
49	Jim Harbaugh, 1994-97

MOST TOUCHDOWNS (SEASON)

49	Peyton Manning, 2004
40	Andrew Luck, 2014
33	Peyton Manning (3), 2000, 09, 10
32	John Unitas, 1959
31	Peyton Manning (2), 2006-07
31	Andrew Luck, 2016

MOST TOUCHDOWNS (ROOKIE)

26	Peyton Manning, 1998
23	Andrew Luck, 2012
16	Jeff George, 1990
10	George Shaw, 1955
9	John Unitas, 1956

MOST TOUCHDOWNS (GAME)

6	Peyton Manning at N.O., Sept. 28, 2003
6	Peyton Manning at Det, Nov. 25, 2004
5	Gary Cuozzo at Min, Nov. 14, 1965
5	Gary Hogeboom at Buf, Oct. 4, 1987
5	Peyton Manning vs. Atl, Dec. 14, 2003
5	Peyton Manning vs. G.B., Sept. 26, 2004
5	Peyton Manning at K.C., Oct. 31, 2004
5	Peyton Manning vs. Hou, Nov. 14, 2004
5	Andrew Luck vs. Was, Nov. 30, 2014

MOST TOUCHDOWNS (ROOKIE-GAME)

4	Andrew Luck at Det, Dec. 2, 2012
3	John Unitas vs. LA Rams, Nov. 25, 1956
3	Jeff George at Cin, Nov. 25, 1990
3	Jeff George vs. Was, Dec. 22, 1990
3	Peyton Manning at S.F., Oct. 18, 1998
3	Peyton Manning vs. NYJ, Nov. 15, 1998
3	Peyton Manning at Balt, Nov. 29, 1998
3	Peyton Manning vs. Cin, Dec. 13, 1998

MOST GAMES WITH TOUCHDOWNS (CAREER)

182	Peyton Manning, 1998-11
144	John Unitas, 1956-72
68	Bert Jones, 1973-81
62	Andrew Luck, 2012-16
31	Mike Pagel, 1982-85
31	Jim Harbaugh, 1994-97

MOST GAMES WITH TOUCHDOWNS (SEASON)

15	Peyton Manning (5), 1998, 00, 02, 04, 06
15	Andrew Luck (2), 2014, 16
14	Peyton Manning (5), 1999, 01, 07, 08, 10
13	Earl Morrall, 1968
13	Peyton Manning, 2009
13	Andrew Luck, 2012

MOST GAMES WITH TOUCHDOWNS (ROOKIE)

15	Peyton Manning, 1998
13	Andrew Luck, 2012
9	Jeff George, 1990
8	Chris Chandler, 1988
7	George Shaw, 1955
7	Jack Trudeau, 1986

MOST CONSC. GAMES PASSING TDS

47	John Unitas, G10-1956/G10-1960
27	Peyton Manning, G4-1998/G14-1999
23	Andrew Luck, G1-2014-G9-2015/G1-2016-G16-2016
18	Andrew Luck, G13-16-2013/G14-2014
16	Peyton Manning, G16-2003/G15-2004
13	Peyton Manning, G1-13-2000
13	Peyton Manning, G15-16-2000/G11-2001

MOST CONSC. GAMES PASSING TDS (ROOKIE)

13	Peyton Manning, G4-16, 1998
7	Andrew Luck, G10-16, 2012
4	Bert Jones, G1-4, 1973
4	Jack Trudeau, G4-7, 1986
4	Jeff George, G9-12, 1990
4	Andrew Luck, G1-4, 2012

MOST CONSC. GAMES 2+ TD PASSES

13	Peyton Manning, G1-13, 2004
12	John Unitas, G1-12, 1959
8	Peyton Manning, G6-13, 2005
7	John Unitas, G4-8, 10-11, 1965
7	Peyton Manning, G10-16, 2010

HIGHEST TD PCT. (CAREER-1000 ATT)

5.62	John Unitas, 1956-72
5.53	Peyton Manning, 1998-11
5.00	Andrew Luck, 2012-16
4.95	Bert Jones, 1973-81
3.98	Jim Harbaugh, 1994-97

HIGHEST TD PCT. (SEASON-200 ATT)

9.86	Peyton Manning, 2004
8.72	John Unitas, 1959
8.20	Earl Morrall, 1968
8.16	John Unitas, 1965
7.97	John Unitas, 1957

HIGHEST TD PCT. (ROOKIE-SEASON-100 ATT)

4.79	Jeff George, 1990
4.55	John Unitas, 1956
4.52	Peyton Manning, 1998
4.22	George Shaw, 1955
3.70	Bert Jones, 1973

HIGHEST TD PCT. (GAME-20 ATT)

24.00	Peyton Manning at N.O., Sept. 28, 2003
23.53	Peyton Manning at Balt, Dec. 9, 2007
21.43	Peyton Manning at Det, Nov. 25, 2004
20.00	John Unitas at Atl, Nov. 12, 1967
20.00	Gary Hogeboom at Buf, Oct. 4, 1987

**HIGHEST TD PCT.
(ROOKIE-GAME-20 ATT)**

- 12.50 John Unitas vs. LA Rams, Nov. 25, 1956
- 11.54 Peyton Manning vs. Cin, Dec. 13, 1998
- 10.00 Mike Pagel vs. Cin, Dec. 5, 1982
- 10.00 Peyton Manning at S.F., Oct. 18, 1998
- 9.68 Jeff George at Cin, Nov. 25, 1990

LONGEST PASSES

- 90t Jones to Roger Carr vs. NYJ, Nov. 16, 1975
- 89t Unitas to John Mackey at LA Rams, Oct. 30, 1966
- 89t Jones to Roger Carr at Buf, Nov. 9, 1975
- 88t Unitas to Tom Matte vs. Atl, Sept. 17, 1967
- 87t Painter to Pierre Garcon at T.B., Oct. 3, 2011
- 87t Luck to T.Y. Hilton vs. N.O., Oct. 25, 2015

LONGEST PASSES (ROOKIE)

- 84t Trudeau to Bill Brooks at S.F., Oct. 5, 1986
- 82t Shaw to Buddy Young at G.B., Oct. 8, 1955
- 78t Manning to Marshall Faulk vs. N.O., Sept. 27, 1998
- 71t Sorgi to Reggie Wayne at Den, Jan. 2, 2005
- 70t Luck to T.Y. Hilton vs. Hou, Dec. 30, 2012

**HIGHEST AVG. PER ATTEMPT
(CAREER-1,000 ATT)**

- 7.78 John Unitas, 1956-72
- 7.60 Peyton Manning, 1998-11
- 7.20 Andrew Luck, 2012-16
- 7.17 Bert Jones, 1973-81
- 7.08 Jim Harbaugh, 1994-97

**HIGHEST AVG. PER ATTEMPT
(SEASON-200 ATT)**

- 9.26t John Unitas, 1964
- 9.18t John Unitas, 1968
- 9.17t Peyton Manning, 2004
- 9.05t Bert Jones, 1976

**HIGHEST AVG. PER ATTEMPT
(ROOKIE-SEASON-100 ATT)**

- 7.57 John Unitas, 1956
- 6.98 Andrew Luck, 2012
- 6.95 Chris Chandler, 1988
- 6.69 George Shaw, 1955
- 6.50 Peyton Manning, 1998

**HIGHEST AVG. PER ATTEMPT
(GAME-20 ATT)**

- 18.50 John Unitas at Atl, Nov. 12, 1967
- 15.67 John Unitas vs. Det, Nov. 10, 1963

**HIGHEST AVG. PER ATTEMPT
(GAME-20 ATT) cont...**

- 15.64 John Unitas vs. Min, Dec. 8, 1963
- 14.65 Peyton Manning at Balt, Dec. 9, 2007

**HIGHEST AVG. PER ATTEMPT
(ROOKIE-GAME-20 ATT)**

- 12.21 John Unitas vs. LA Rams, Nov. 25, 1956
- 11.32 Jeff George vs. NYJ, Nov. 18, 1990
- 10.47 John Unitas at Det, Nov. 18, 1956

**HIGHEST AVG. PER COMP
(CAREER-1,000 ATT)**

- 14.22 John Unitas, 1956-72
- 12.78 Bert Jones, 1973-81
- 12.45 Mike Pagel, 1982-85
- 12.15 Andrew Luck, 2012-16
- 11.88 Jack Trudeau, 1986-93

**HIGHEST AVG. PER COMP
(SEASON-200 ATT)**

- 17.87 John Unitas, 1964
- 16.31 John Unitas, 1960
- 15.98 Earl Morrall, 1968
- 15.43 John Unitas, 1965
- 15.02 John Unitas, 1959

**HIGHEST AVG. PER COMP
(ROOKIE-SEASON-100 ATT)**

- 13.62 John Unitas, 1956
- 13.33 George Shaw, 1955
- 12.90 Andrew Luck, 2012
- 12.55 Chris Chandler, 1988
- 12.53 Bert Jones, 1973

**HIGHEST AVG. PER COMP
(GAME-20 ATT)**

- 22.25 John Unitas vs. S.F., Nov. 26, 1960
- 22.12 John Unitas vs. Det, Nov. 10, 1963
- 21.93 John Unitas vs. Chi, Oct. 2, 1960
- 21.86 Bert Jones at Buf, Nov. 9, 1975
- 21.85 John Unitas vs. Min, Oct. 1, 1961

**HIGHEST AVG. PER COMP
(ROOKIE-GAME-20 ATT)**

- 18.47 John Unitas at Det, Nov. 18, 1956
- 17.79 Jeff George vs. NYJ, Nov. 18, 1990
- 17.67 Jeff George at N.E., Nov. 11, 1990
- 16.67 George Shaw vs. S.F., Nov. 27, 1955
- 16.29 Andrew Luck at Det, Dec. 2, 2012

MOST INTERCEPTIONS (CAREER)

- 246 John Unitas, 1956-72
- 198 Peyton Manning, 1998-11
- 97 Bert Jones, 1973-81
- 68 Andrew Luck, 2012-16
- 62 Jack Trudeau, 1986-93

**MOST INTERCEPTIONS
(SEASON-200 ATT)**

- 28 Peyton Manning, 1998
- 24 John Unitas, 1960
- 24 John Unitas, 1961
- 24 John Unitas, 1966
- 23 John Unitas, 1962
- 23 Peyton Manning, 2001

**MOST INTERCEPTIONS
(ROOKIE-SEASON-100 ATT)**

- 28 Peyton Manning, 1998
- 19 George Shaw, 1955
- 18 Jack Trudeau, 1986
- 18 Andrew Luck, 2012
- 13 Jeff George, 1990

MOST INTERCEPTIONS (GAME)

- 6 Peyton Manning at S.D., Nov. 11, 2007
- 5 Fred Enke at G.B., Oct. 18, 1953
- 5 Fred Enke at Det, Nov. 17, 1953
- 5 John Unitas vs. S.F., Nov. 26, 1960
- 5 John Unitas at G.B., Oct. 8, 1961
- 5 John Unitas at Det, Nov. 20, 1966
- 5 John Unitas vs. Chi, Nov. 29, 1970
- 5 Bill Troup vs. Mia, Sept. 10, 1978

MOST INTERCEPTIONS (ROOKIE-GAME)

- 4 George Shaw vs. G.B., Oct. 29, 1955
- 4 Bert Jones vs. NYJ, Sept. 23, 1973
- 4 Bert Jones vs. N.O., Sept. 30, 1973
- 4 Mike Kirkland at Mia, Oct. 29, 1978
- 4 Jack Trudeau vs. N.E., Nov. 9, 1986
- 4 Jack Trudeau at NYJ, Nov. 16, 1986
- 4 Jeff George vs. N.E., Sept. 16, 1990

**FEWEST INTERCEPTIONS
(SEASON-200 ATT)**

- 4 Jim Harbaugh, 1997 (309)
- 5 Matt Hasselbeck, 2015 (256)
- 5 Jim Harbaugh, 1995 (314)
- 6 John Unitas, 1964 (305)
- 6 Marty Domres, 1972 (222)
- 6 Jack Trudeau, 1987 (229)
- 6 Jeff George, 1993 (407)
- 6 Jim Harbaugh, 1994 (202)

**FEWEST INTERCEPTIONS
(ROOKIE-SEASON-100 ATT)**

- 7 Mike Pagel, 1982 (221)
- 10 John Unitas, 1956 (198)
- 12 Bert Jones, 1973 (108)
- 12 Chris Chandler, 1988 (233)
- 13 Jeff George, 1990 (334)

**LOWEST INTERCEPTION PCT.
(CAREER-1,000 ATT)**

- 2.1 Jim Harbaugh, 1994-97
- 2.6 Andrew Luck, 2012-16
- 2.7 Peyton Manning, 1998-11

LOWEST INTERCEPTION PCT.**(CAREER-1,000 ATT)** cont...

- 3.0 Jeff George, 1990-93
- 3.9 Bert Jones, 1973-81

LOWEST INTERCEPTION PCT.**(SEASON-200 ATT)**

- 1.29 Jim Harbaugh, 1997
- 1.48 Jeff George, 1993
- 1.59 Jim Harbaugh, 1995
- 1.58 Andrew Luck, 2013
- 1.62 Peyton Manning, 2006

LOWEST INTERCEPTION PCT.**(ROOKIE-SEASON-100 ATT)**

- 2.87 Andrew Luck, 2012
- 3.17 Mike Pagel, 1982
- 3.89 Jeff George, 1990
- 4.32 Jack Trudeau, 1986
- 4.87 Peyton Manning, 1998

MOST CONSC. PASSES WITHOUT INTERCEPTION (CAREER)

- 202 Jeff George, G10-16, 1993
- 190 Peyton Manning, G13-16, 2006/G2, 2007
- 179 Jim Harbaugh, G3-9, 1996
- 179 Jim Harbaugh, G6-7, 12-16, 1997
- 165 Peyton Manning, G16, 2009/G1-4, 2010
- 165 Andrew Luck, G13-16, 2012/G1-2, 2013

HIGHEST RATING (CAREER-1,000 ATT)

- 94.9 Peyton Manning, 1998-11
- 87.3 Andrew Luck, 2012-16
- 86.6 Jim Harbaugh, 1994-97
- 78.8 John Unitas, 1956-72
- 78.8 Bert Jones, 1973-81

HIGHEST RATING (SEASON-200 ATT)

- 121.1 Peyton Manning, 2004
- 104.1 Peyton Manning, 2005
- 102.5 Bert Jones, 1976
- 101.0 Peyton Manning, 2006
- 100.7 Jim Harbaugh, 1995

HIGHEST RATING**(ROOKIE-SEASON-100 ATT)**

- 76.5 Andrew Luck, 2012
- 74.0 John Unitas, 1956
- 73.8 Jeff George, 1990
- 71.2 Peyton Manning, 1998
- 67.2 Chris Chandler, 1988

RECEIVING**MOST RECEPTIONS (CAREER)**

- 1102 Marvin Harrison, 1996-08
- 1070 Reggie Wayne, 2001-14
- 631 Raymond Berry, 1955-67
- 427 Dallas Clark, 2003-11
- 417 T.Y. Hilton, 2012-17

MOST RECEPTIONS (SEASON)

- 143 Marvin Harrison, 2002
- 115 Marvin Harrison, 1999
- 111 Reggie Wayne, 2010
- 109 Marvin Harrison, 2001
- 106 Reggie Wayne, 2012

MOST RECEPTIONS (ROOKIE)

- 65 Bill Brooks, 1986
- 64 Marvin Harrison, 1996
- 62 Edgerrin James, 1999
- 60 Austin Collie, 2009
- 52 Andre Rison, 1989

MOST RECEPTIONS (GAME)

- 15 Reggie Wayne at Jax, Oct. 3, 2010
- 14 Marvin Harrison at Cle, Dec. 26, 1999
- 14 Marvin Harrison vs. Dal, Nov. 17, 2002
- 14 Dallas Clark vs. Hou, Nov. 8, 2009
- 14 Reggie Wayne vs. Dal, Dec. 5, 2010

MOST RECEPTIONS (ROOKIE-GAME)

- 11 Randy McMillan vs. NYJ, Nov. 8, 1981
- 9 Randy McMillan at Mia, Nov. 1, 1981
- 9 Bill Brooks at NYJ, Nov. 16, 1986
- 8 Sean Dawkins vs. Dal, Oct. 10, 1993
- 8 Marshall Faulk vs. Was, Oct. 23, 1994
- 8 Austin Collie at Ten, Oct. 11, 2009

MOST CONSC. GAMES WITH RECEPTION

- 190 Marvin Harrison, G1-1996/G16-2008
- 134 Reggie Wayne, G1-2006/G16-2014
- 77 Marshall Faulk, G1-1994/G16-1998
- 64 Dallas Clark, G1-2006/G6-2010
- 62 Jessie Hester, G3-1990/G16-1993

MOST GAMES WITH RECEPTIONS (CAREER)

- 205 Reggie Wayne, 2001-14
- 190 Marvin Harrison, 1996-08
- 142 Raymond Berry, 1955-67
- 116 Lenny Moore, 1956-67
- 113 Don McCauley, 1971-81

MOST GAMES 10+ RECEPTIONS (CAREER)

- 16 Marvin Harrison, 1996-08
- 15 Reggie Wayne, 2001-14
- 11 Raymond Berry, 1955-67
- 3 Don McCauley, 1971-81
- 3 Lydell Mitchell, 1972-77
- 3 Joe Washington, 1978-80
- 3 Anthony Johnson, 1990-93
- 3 Dallas Clark, 2003-11
- 3 T.Y. Hilton, 2012-17

MOST GAMES 10+ RECEPTIONS**(SEASON)**

- 6 Marvin Harrison, 2002
- 3 Raymond Berry, 1960
- 3 Joe Washington, 1979
- 3 Marvin Harrison, 2000
- 3 Reggie Wayne (3), 2007, 09-10

MOST SEASONS LEADING TEAM (*tied)

- 9 Marvin Harrison, 1996-97, 99-04, 06
- 8 Raymond Berry, 1957-61, 64-66
- 7 Reggie Wayne, 2005, 07-08, 09*-12
- 4 Lydell Mitchell, 1974-77
- 4 Bill Brooks, 1987-89, 91
- 4 T.Y. Hilton, 2013-16

MOST CONSC. SEASONS**LEADING TEAM (*tied)**

- 6 Marvin Harrison, 1999-04
- 6 Reggie Wayne, 2007-08, 09*-12
- 5 Raymond Berry, 1957-61
- 4 Lydell Mitchell, 1974-77
- 4 T.Y. Hilton, 2013-16

MOST SEASONS 50+ RECEPTIONS

- 12 Marvin Harrison, 1996-06, 08
- 11 Reggie Wayne, 2003-12, 14
- 7 Raymond Berry, 1958-62, 65-66
- 6 Bill Brooks, 1986-91
- 5 Edgerrin James, 1999-00, 02-04
- 5 T.Y. Hilton, 2012-16

CONSC. SEASONS 50+ RECEPTIONS

- 11 Marvin Harrison, 1996-06
- 10 Reggie Wayne, 2003-12
- 6 Bill Brooks, 1986-91
- 5 Raymond Berry, 1958-62
- 5 T.Y. Hilton, 2012-16

MOST RECEPTIONS 2 PLAYERS (SEASON)

- 204 Harrison (143)/James (61), 2002
- 200 Clark (100)/Wayne (100), 2009
- 181 Harrison (95)/Wayne (86), 2006
- 178 Wayne (111)/Garcon (67)/Tamme (67), 2010
- 177 Harrison (115)/James (62), 1999

MOST RECEPTIONS 3 PLAYERS (SEASON)

- 260 Clark (100)/Wayne (100)/Collie (60), 2009
- 253 Harrison (143)/James (61)/Wayne (49), 2002
- 245 Wayne (111)/Garcon (67)/Tamme (67), 2010
- 231 Harrison (86)/Wayne (77)/Stokley (68), 2004
- 221 Harrison (95)/Wayne (86)/Addai (40), 2006

TRIO OF 50+ SEASONAL RECEIVERS

Brooks (63)/Rison (52)/Bentley (52), 1989
 Bentley (71)/Brooks (62)/Hester (54), 1990
 Langhorne (85)/Hester (64)/Johnson (55), 1993
 Turner (52)/Faulk (52)/Dawkins (51), 1994
 Harrison (64)/Faulk (56)/Dawkins (54), 1996
 Faulk (86)/Harrison (59)/Pathon (50), 1998
 Harrison (102)/James (63)/Pathon (50), 2000
 Harrison (94)/Wayne (68)/James (51), 2003
 Harrison (86)/Wayne (77)/Stokley (68)/James (51), 2004
 Wayne (82)/Clark (77)/Harrison (60)/Gonzalez (57), 2008
 Clark (100)/Wayne (100)/Collie (60)/Addai (51), 2009
 Wayne (111)/Garcon (67)/Tamme (67)/Collie (58), 2010
 Wayne (106)/Avery (60)/Hilton (50), 2012
 Hilton (82)/Wayne (64)/Fleener (51), 2014
 Hilton (69)/Moncrief (64)/Fleener (54), 2015

MOST YARDS (CAREER)

14580 Marvin Harrison, 1996-08
 14345 Reggie Wayne, 2001-14
 9275 Raymond Berry, 1955-67
 6672 T.Y. Hilton, 2012-17
 6039 Lenny Moore, 1956-67

MOST YARDS (SEASON)

1722 Marvin Harrison, 2002
 1663 Marvin Harrison, 1999
 1524 Marvin Harrison, 2001
 1510 Reggie Wayne, 2007
 1448 T.Y. Hilton, 2016

MOST YARDS (ROOKIE)

1131 Bill Brooks, 1986
 861 T.Y. Hilton, 2012
 836 Marvin Harrison, 1996
 820 Andre Rison, 1989
 726 John Mackey, 1963

MOST YARDS (GAME)

224 Raymond Berry at Was, Nov. 10, 1957
 223 T.Y. Hilton at Hou, Oct. 9, 2014
 212 Reggie Wayne vs. G.B., Oct. 7, 2012
 210 Roger Carr at NYJ, Oct. 24, 1976
 203 Reggie Langhorne at Was, Nov. 7, 1993
 200 Reggie Wayne vs. Dal, Dec. 5, 2010

MOST YARDS (ROOKIE-GAME)

177 Bill Brooks at NYJ, Nov. 16, 1986
 144 John Mackey vs. Min, Dec. 8, 1963
 135 Andre Rison vs. Cle, Dec. 10, 1989
 134 (4 times) Last: Donte Moncrief vs. Was, Nov. 30, 2014

MOST SEASONS LEADING TEAM

9 Marvin Harrison, 1996-97, 99-03, 05-06
 7 Reggie Wayne, 2004, 07-12
 5 Jimmy Orr, 1962-65, 68
 5 Bill Brooks, 1986-89, 91
 4 Raymond Berry, 1957, 59-61
 4 T.Y. Hilton, 2013-16

MOST CONSC. SEASONS LEADING TEAM

6 Reggie Wayne, 2007-12
 5 Marvin Harrison, 1999-03
 4 Jimmy Orr, 1962-65
 4 Bill Brooks, 1986-89
 4 T.Y. Hilton, 2013-16

MOST 100+ GAMES (CAREER)

59 Marvin Harrison, 1996-08
 43 Reggie Wayne, 2001-14
 27 T.Y. Hilton, 2012-17
 23 Raymond Berry, 1955-67
 18 Jimmy Orr, 1961-70

MOST 100+ GAMES (SEASON)

10 Marvin Harrison, 2002
 9 Marvin Harrison, 1999
 8 Marvin Harrison, 2000
 7 Raymond Berry, 1960
 6 Marvin Harrison (4), 2001, 03, 05-06
 6 Reggie Wayne, 2007
 6 T.Y. Hilton, 2014
 6 T.Y. Hilton, 2016

MOST 100+ GAMES (ROOKIE)

5 T.Y. Hilton, 2012
 3 Andre Rison, 1989
 2 Ray Perkins, 1967
 2 Bill Brooks, 1986
 2 Marvin Harrison, 1996
 2 Anthony Gonzalez, 2007
 2 Donte Moncrief, 2014

MOST CONSC. 100+ GAMES (*ROOKIE)

6 Raymond Berry, G5-10, 1960
 4 Marvin Harrison, G12-15, 1999
 4 Marvin Harrison, G5-8, 2000
 4 Marvin Harrison, G2-5, 2002
 4 Marvin Harrison, G9-12, 2002
 4 Marvin Harrison, G4-7, 2003

MOST TOUCHDOWNS (CAREER)

128 Marvin Harrison, 1996-08
 82 Reggie Wayne, 2001-14
 68 Raymond Berry, 1955-67
 50 Jimmy Orr, 1961-70
 48 Lenny Moore, 1956-67

MOST TOUCHDOWNS (SEASON)

15 Marvin Harrison (2), 2001, 04
 14 Marvin Harrison, 2000
 14 Raymond Berry, 1959
 12 Marvin Harrison (3), 1999, 2005-06
 12 Reggie Wayne, 2004

MOST TOUCHDOWNS (ROOKIE)

8 Bill Brooks, 1986
 8 Marvin Harrison, 1996
 7 John Mackey, 1963
 7 Austin Collie, 2009
 7 T.Y. Hilton, 2012

MOST TOUCHDOWNS (GAME)

3 Jim Mutscheller at GBM, Oct. 13, 1957
 3 Raymond Berry at Dal, Oct. 30, 1960
 3 Raymond Berry vs. G.B., Nov. 6, 1960
 3 Lenny Moore vs. Min, Oct. 1, 1961
 3 Jimmy Orr vs. Was, Dec. 8, 1962
 3 Jimmy Orr vs. LA Rams, Oct. 4, 1964
 3 Roger Carr vs. Cin, Sept. 19, 1976
 3 Marvin Harrison at K.C., Dec. 15, 1996
 3 Ken Dilger vs. Mia, Dec. 14, 1997
 3 Marvin Harrison at S.F., Oct. 18, 1998
 3 Marvin Harrison at N.E., Sept. 19, 1999
 3 Marvin Harrison vs. Min, Dec. 24, 2000
 3 Marvin Harrison vs. Buf, Sept. 23, 2001
 3 Marvin Harrison vs. Mia, Nov. 11, 2001
 3 Marvin Harrison at N.O., Sept. 28, 2003
 3 Brandon Stokley at Det, Nov. 25, 2004
 3 Marvin Harrison at Det, Nov. 25, 2004
 3 Reggie Wayne at Den, Oct. 29, 2006
 3 Marvin Harrison vs. Cin, Dec. 18, 2006
 3 Dallas Clark vs. Den, Dec. 13, 2009
 3 T.Y. Hilton at Hou, Nov. 3, 2013
 3 Dwayne Allen at NYJ, Dec. 5, 2016

MOST TOUCHDOWNS (ROOKIE-GAME)

3 Marvin Harrison at K.C., Dec. 15, 1996
 2 John Mackey vs. Min, Dec. 8, 1963
 2 Ray Perkins vs. SF, Oct. 1, 1967
 2 Marshall Johnson at NYJ, Oct. 26, 1975
 2 Bill Brooks at Hou, Nov. 23, 1986
 2 Anthony Gonzalez at Balt, Dec. 9, 2007
 2 Austin Collie at Ten, Oct. 11, 2009
 2 Blair White at NE, Nov. 21, 2010
 2 T.Y. Hilton at N.E., Nov. 18, 2012

MOST TOUCHDOWNS (ROOKIE-GAME)

cont...

- 2 Da'Rick Rogers at Cin,
Dec. 8, 2013
- 2 Donte Moncrief vs. Was,
Nov. 30, 2014

MOST GAMES WITH TOUCHDOWNS (CAREER)

- 90 Marvin Harrison, 1996-08
- 73 Reggie Wayne, 2001-14
- 56 Raymond Berry, 1955-67
- 39 Lenny Moore, 1956-67
- 38 Dallas Clark, 2003-11

MOST GAMES WITH TOUCHDOWNS (SEASON)

- 11 Marvin Harrison, 2004
- 10 Raymond Berry, 1959
- 10 Marvin Harrison, 2000
- 10 Reggie Wayne, 2004
- 9 Marvin Harrison, 2001
- 9 Marvin Harrison, 2005
- 9 Reggie Wayne (2), 2007, 09

MOST CONSC. GAMES RECEIVING TDS

- 7 Raymond Berry, G8-12-1959/
G2-1960
- 5 Jim Mutscheller, G12-1956/
G4-1957
- 5 Jim Mutscheller, G11-12-1958/
G3-1959
- 5 Raymond Berry, G10-11-1958/
G3-1959
- 5 Jimmy Orr, G12-14-1962/G2-1963
- 5 Raymond Berry, G5-9, 1965
- 5 Marvin Harrison, G10-14, 2004
- 5 Dallas Clark, G2-6, 2007
- 5 Reggie Wayne, G3-7, 2009
- 5 Donte Moncrief, G8-12, 2016

MOST SEASONS LEADING TEAM (*tied)

- 11 Marvin Harrison, 1996-97, 98*, 99-06
- 4 Raymond Berry, 1958-60, 64*
- 4 Glenn Doughty, 1973*, 74*, 75*, 77*

MOST CONSC. SEASONS LEADING TEAM (*tied)

- 11 Marvin Harrison, 1996-97, 98*, 99-06
- 3 Glenn Doughty, 1973*, 74*, 75*
- 3 Raymond Berry, 1958-60
- 3 Jim Mutscheller 1955-57
- 3 Willie Richardson, 1967-68, 69*
- 3 Dallas Clark, 2007, 08*, 09*

LONGEST RECEPTIONS

- 90t Carr from Jones vs. NYJ,
Nov. 16, 1975
- 89t Mackey from Unitas at LA Rams,
Oct. 30, 1966
- 89t Carr from Jones at Buf, Nov. 9, 1975
- 88t Matte from Unitas vs. Atl,
Sept. 17, 1967

LONGEST RECEPTIONS cont...

- 87t Garcon from Painter at T.B.,
Oct. 3, 2011
- 87t Hilton from Luck vs. N.O.,
Oct. 25, 2015

LONGEST RECEPTIONS (ROOKIE)

- 85t Faulk from Jim Harbaugh vs. Was,
Oct. 23, 1994
- 84t Brooks from Jack Trudeau at S.F.,
Oct. 5, 1986
- 80t Wilkins from Peyton Manning
at Phil, Nov. 21, 1999
- 79t Moncrief from Andrew Luck vs.
Was, Nov. 30, 2014
- 78t Womble from Garry Kerkorian vs.
S.F., Nov. 28, 1954

HIGHEST AVERAGE (CAREER-100 REC)

- 19.3 Jimmy Orr, 1961-70
- 18.8 Roger Carr, 1974-81
- 17.1 Ray Butler, 1980-85
- 16.8 Jim Mutscheller, 1954-61
- 16.6 Lenny Moore, 1956-67

HIGHEST AVERAGE (SEASON-30 REC)

- 25.9 Roger Carr, 1976
- 21.7 Jimmy Orr, 1964
- 21.0 Roger Carr, 1978
- 20.8 Lenny Moore, 1960
- 20.7 John Mackey, 1963

HIGHEST AVERAGE (ROOKIE-30 REC)

- 20.7 John Mackey, 1963
- 17.4 Bill Brooks, 1986
- 17.2 T.Y. Hilton, 2012
- 16.9 Ray Butler, 1980
- 15.8 Andre Rison, 1989

HIGHEST AVERAGE (GAME-3 REC)

- 48.8 Raymond Berry at Dal, Oct. 30, 1960
- 44.7 Donte Moncrief vs. Was,
Nov. 30, 2014
- 42.0 Roger Carr at NYJ, Oct. 24, 1976
- 42.0 Marcus Pollard at N.O.,
Nov. 18, 2001
- 40.0 Torrance Small at Sea, Dec. 20, 1998

HIGHEST AVERAGE (ROOKIE-GAME-3 REC)

- 44.7 Donte Moncrief vs. Was,
Nov. 30, 2014
- 35.0 Marshall Johnson at NYJ,
Oct. 26, 1975
- 28.8 John Mackey vs. Min, Dec. 8, 1963
- 28.3 Royce Womble vs. S.F.,
Nov. 22, 1954
- 28.3 T.Y. Hilton vs. Jax, Sept. 23, 2012

1,000-YARD SEASONS

- 8 Marvin Harrison, 1996-2008
- 8 Reggie Wayne, 2001-14
- 4 T.Y. Hilton, 2012-17
- 1 Raymond Berry, 1955-67
- 1 Roger Carr, 1974-81

1,000-YARD SEASONS cont...

- 1 Bill Brooks, 1986-92
- 1 Reggie Langhorne, 1992-93
- 1 Brandon Stokley, 2003-06
- 1 Dallas Clark, 2003-11

PLAYS FROM SCRIMMAGE**MOST ATTEMPTS (CAREER)**

- 2544 Edgerrin James, 1999-05
- 1689 Lydell Mitchell, 1972-77
- 1686 Marshall Faulk, 1994-98
- 1449 Tom Matte, 1961-72
- 1431 Lenny Moore, 1956-67

MOST ATTEMPTS (SEASON)

- 450 Edgerrin James, 2000
- 431 Edgerrin James, 1999
- 424 Eric Dickerson, 1988
- 410 Marshall Faulk, 1998
- 404 Edgerrin James, 2005

MOST ATTEMPTS (ROOKIE)

- 431 Edgerrin James, 1999
- 366 Marshall Faulk, 1994
- 267 Dominic Rhodes, 2001
- 266 Joseph Addai, 2006
- 240 Alan Ameche, 1955

MOST ATTEMPTS (GAME)

- 42 Lydell Mitchell at NYJ,
Oct. 20, 1974
- 42 Edgerrin James vs. NYJ,
Nov. 16, 2003
- 39 Eric Dickerson vs. Buf,
Dec. 18, 1988
- 39 Edgerrin James at Sea,
Oct. 15, 2000
- 39 Edgerrin James at Jax,
Dec. 11, 2005

MOST ATTEMPTS (ROOKIE-GAME)

- 38 Dominic Rhodes at Buf,
Nov. 4, 2001
- 34 Edgerrin James vs. Dal,
Oct. 31, 1999
- 33 Rodney Culver at N.E.,
Dec. 6, 1992
- 33 Edgerrin James at N.E.,
Sept. 19, 1999
- 33 Dominic Rhodes vs. S.F.,
Nov. 25, 2001
- 33 Dominic Rhodes vs. Den,
Jan. 6, 2002
- 33 Kenton Keith vs. TB, Oct. 7, 2007

MOST SEASONS 200+ ATTEMPTS

- 6 Edgerrin James, 1999-00, 02-05
- 5 Lydell Mitchell, 1973-77
- 5 Marshall Faulk, 1994-98
- 4 Eric Dickerson, 1987-89, 91
- 3 Tom Matte, 1968-69, 71
- 3 Curtis Dickey, 1980-81, 83
- 3 Randy McMillan, 1983, 85-86
- 3 Joseph Addai, 2006-07, 09

CONSC. SEASONS 200+ ATTEMPTS

- 5 Lydell Mitchell, 1973-77
- 5 Marshall Faulk, 1994-98
- 4 Edgerrin James, 2002-05
- 3 Eric Dickerson, 1987-89
- 3 Frank Gore, 2015-17
- 2 Addai/Ameche/Dickey/James/
Matte/McMillan/Washington

MOST YARDS (CAREER)

- 14608 Marvin Harrison, 1996-08
- 14345 Reggie Wayne, 2001-14
- 12065 Edgerrin James, 1999-05
- 11213 Lenny Moore, 1956-67
- 9275 Raymond Berry, 1955-67

MOST YARDS (SEASON)

- 2303 Edgerrin James, 2000
- 2227 Marshall Faulk, 1998
- 2139 Edgerrin James, 1999
- 2036 Eric Dickerson, 1988
- 2031 Edgerrin James, 2004

MOST YARDS (ROOKIE)

- 2139 Edgerrin James, 1999
- 1804 Marshall Faulk, 1994
- 1406 Joseph Addai, 2006
- 1328 Dominic Rhodes, 2001
- 1136 Bill Brooks, 1986

MOST YARDS (GAME)

- 267 Marshall Faulk at Balt,
Nov. 29, 1998
- 240 Anthony Johnson vs. N.E.,
Nov. 15, 1992
- 229 Eric Dickerson vs. T.B.,
Dec. 27, 1987
- 228 Edgerrin James at Sea,
Oct. 15, 2000
- 226 Joseph Addai vs. N.E.,
Nov. 4, 2007

MOST YARDS (ROOKIE-GAME)

- 213 Marshall Faulk vs. Was,
Oct. 23, 1994
- 212 Lenny Moore vs. G.B.,
Oct. 28, 1956
- 209 Edgerrin James vs. Dal,
Oct. 31, 1999
- 208 Joseph Addai vs. Phil,
Nov. 26, 2006
- 199 Edgerrin James vs. K.C.,
Nov. 7, 1999
- 199 Edgerrin James at Phil,
Nov. 21, 1999

MOST 1,000+ SEASONS

- 8 Marvin Harrison, 1999-06
- 8 Reggie Wayne, 2004-14
- 6 Lenny Moore, 1957-61, 64
- 6 Edgerrin James, 1999-00, 02-05
- 5 Lydell Mitchell, 1973-77
- 5 Marshall Faulk, 1994-98

MOST CONSC. 1,000+ SEASONS

- 8 Marvin Harrison, 1999-06
- 7 Reggie Wayne, 2004-10
- 5 Lenny Moore, 1957-61
- 5 Lydell Mitchell, 1973-77
- 5 Marshall Faulk, 1994-98

MOST 100+ GAMES (CAREER)

- 75 Edgerrin James, 1999-05
- 59 Marvin Harrison, 1996-07
- 47 Lenny Moore, 1956-67
- 43 Reggie Wayne, 2001-14
- 42 Lydell Mitchell, 1972-77

MOST 100+ GAMES (SEASON)

- 15 Edgerrin James, 2000
- 13 Marshall Faulk, 1998
- 13 Edgerrin James, 2004
- 13 Edgerrin James, 2005
- 12 Edgerrin James, 1999

MOST 100+ GAMES (ROOKIE)

- 12 Edgerrin James, 1999
- 9 Marshall Faulk, 1994
- 6 Joseph Addai, 2006
- 5 Dominic Rhodes, 2001
- 5 T.Y. Hilton, 2012

MOST CONSC. 100+ GAMES

- 16 Lydell Mitchell, G8-14-1975/G1-
9-1976
- 13 Edgerrin James, G1-13, 2005
- 12 Edgerrin James, G1-12, 2000
- 10 Edgerrin James, G4-13, 2004
- 9 Marshall Faulk, G6-14, 1998
- 9 Edgerrin James, G7-15, 1999

MOST CONSC. 100+ GAMES (ROOKIE)

- 9 Edgerrin James, G7-15, 1999
- 3 Marshall Faulk, G8-10, 1994
- 3 Tony Loric, G7-9, 1964
- 2 Addai/Ameche/Brooks/Harrison/
McMillan/Moore/Rhodes

MOST 150+ GAMES (CAREER)

- 25 Edgerrin James, 1999-05
- 16 Lenny Moore, 1956-67
- 13 Marshall Faulk, 1994-98
- 12 Eric Dickerson, 1987-91
- 11 Lydell Mitchell, 1972-77

MOST 150+ GAMES (SEASON)

- 7 Edgerrin James, 2000
- 6 Marshall Faulk, 1998
- 5 Lenny Moore, 1958
- 5 Eric Dickerson, 1988
- 5 Edgerrin James, 2004

MOST 150+ GAMES (ROOKIE)

- 4 Edgerrin James, 1999
- 3 Marshall Faulk, 1994
- 3 Dominic Rhodes, 2001
- 2 Alan Ameche, 1955
- 1 Addai/Brooks/McMillan/Moore

MOST 1,500+ SEASONS

- 5 Edgerrin James, 1999-00, 03-05
- 4 Marshall Faulk, 1994-95, 97-98
- 3 Lydell Mitchell, 1975-77
- 3 Marvin Harrison, 1999, 01-02
- 2 Eric Dickerson, 1988-89

PCT. OF NET YARDAGE SEASONAL LEADERS

- 43.5 Marshall Faulk, 1998 (2227-5116)
- 41.8 Eric Dickerson, 1988 (2036-4870)
- 40.9 Marshall Faulk, 1994 (1804-4413)
- 38.8 Lydell Mitchell, 1977 (1779-4588)
- 38.6 Lydell Mitchell, 1975 (1737-4498)

**SACKS
*(SINCE 1982)****MOST (CAREER)**

- 123.0 Robert Mathis, 2003-16
- 107.5 Dwight Freeney, 2002-12
- 50.0 Duane Bickett, 1985-93
- 40.0 Donnell Thompson, 1981-91
- 37.0 Chad Bratzke, 1999-03

MOST (SEASON)

- 19.5 Robert Mathis, 2013
- 16.0 Dwight Freeney, 2004
- 13.5 Dwight Freeney, 2009
- 13.0 Dwight Freeney, 2002
- 12.0 Chad Bratzke, 1999

MOST (ROOKIE)

- 13.0 Dwight Freeney, 2002
- 11.0 Vernon Maxwell, 1983
- 6.5 Jonathan Newsome, 2014
- 6.0 Duane Bickett, 1985
- 5.0 Jon Hand, 1986

MOST (GAME)

- 4.5 Johnie Cooks at LA Raid,
Nov. 25, 1984
- 4.0 Chip Banks vs. Cle, Sept. 6, 1992
- 4.0 Duane Bickett at NYJ, Nov. 1, 1987
- 3.5 Duane Bickett at N.E., Dec. 6, 1992
- 3.0 (20 times) Last: Robert Mathis at
Jax, Sept. 29, 2013

MOST (ROOKIE-GAME)

- 3.0 Vernon Maxwell vs. Den,
Sept. 11, 1983
- 2.0 (11 times) Last: T.Y. McGill at
Mia, Dec. 27, 2015

MOST GAMES SACKS (CAREER)

- 94 Robert Mathis, 2003-16
- 81 Dwight Freeney, 2002-12
- 38 Duane Bickett, 1985-93
- 37 Donnell Thompson, 1982-91
- 32 Jon Hand, 1986-93

MOST GAMES SACKS (SEASON)

12	Robert Mathis, 2013
11	Dwight Freeneey, 2009
11	Robert Mathis, 2005
10	Dwight Freeneey, 2002
9	Dwight Freeneey, 2004
9	Dwight Freeneey, 2005
9	Robert Mathis, 2010
9	Erik Walden, 2016

MOST GAMES MULTI-SACKS (CAREER)

29	Robert Mathis, 2003-16
25	Dwight Freeneey, 2002-12
10	Duane Bickett, 1986-93
10	Chad Bratzke, 1999-01

MOST GAMES MULTI-SACKS (SEASON)

7	Robert Mathis, 2013
5	Chad Bratzke, 1999
5	Dwight Freeneey, 2004
4	Robert Mathis, 2006
4	Robert Mathis, 2008

INTERCEPTIONS

MOST (CAREER)

57	Bobby Boyd, 1960-68
37	Don Shinnick, 1957-68
35	Eugene Daniel, 1984-96
34	Jerry Logan, 1963-72
32	Andy Nelson, 1957-63

MOST (SEASON)

11	Tom Keane, 1953
10	Milt Davis, 1957
10	Lyle Blackwood, 1977
9	Bobby Boyd, 1964
9	Bobby Boyd, 1965

MOST (ROOKIE)

10	Milt Davis, 1957
8	Ray Brown, 1958
7	Bobby Boyd, 1960
6	Rick Volk, 1967
6	Eugene Daniel, 1984

MOST (GAME)

3	Bert Rechichar vs. Chi, Sept. 27, 1953
3	Tom Keane at Phil, Nov. 15, 1953
3	Tom Keane at LA Rams, Dec. 4, 1954
3	Gary Glick at Was, Nov. 26, 1961
3	Jerry Logan at NYJ, Oct. 18, 1970
3	Jackie Wallace at N.E., Sept. 12, 1976
3	Lyle Blackwood vs. NYJ, Nov. 20, 1977
3	Eugene Daniel vs. G.B., Oct. 27, 1985
3	Leonard Coleman vs. N.O., Oct. 12, 1986
3	Mike Prior vs. Pho, Dec. 20, 1992

MOST (ROOKIE-GAME)

2	(15 times) Most: Milt Davis (3/ Ray Brown (3)/Bobby Boyd (2)/ Last: Clint Session at S.D., Nov. 11, 2007
---	--

MOST GAMES INTERCEPTIONS (CAREER)

48	Bobby Boyd, 1960-68
31	Jerry Logan, 1963-72
31	Eugene Daniel, 1984-96
29	Rick Volk, 1967-75
28	Don Shinnick, 1957-68

MOST GAMES INTERCEPTIONS (SEASON)

8	Bobby Boyd, 1964
7	Tom Keane, 1953
7	Milt Davis, 1957
7	Bobby Boyd, 1962, 65
7	Ray Buchanan, 1994

MOST GAMES INTERCEPTIONS (ROOKIE)

7	Milt Davis, 1957
6	Eugene Daniel, 1984
5	Ray Brown, 1958
5	Bobby Boyd, 1960
5	Rick Volk, 1967

MOST CONSC. GAMES INTERCEPTIONS (CAREER)

5	Ray Buchanan, G10-14, 1994
4	Carl Taseff, G8-11, 1958
4	Don Shinnick, G11-12-1959/G1-2-1960
4	Charlie Stukes, G2-5, 1971

MOST CONSC. GAMES INTERCEPTIONS (ROOKIE)

3	Milt Davis, G1-3, 1957
3	Don Shinnick, G1-3, 1957
3	Eugene Daniel, G13-15, 1984
3	Malik Hooker, G2-4, 2017

MOST GAMES 2+ INTERCEPTIONS (CAREER)

9	Bobby Boyd, 1960-68
9	Don Shinnick, 1957-68
6	Milt Davis, 1957-60
6	Andy Nelson, 1957-63
5	Stan White, 1972-79

MOST GAMES 2+ INTERCEPTIONS (ROOKIE)

3	Milt Davis, 1957
3	Ray Brown, 1958
2	Bobby Boyd, 1960
1	Braziel/Daniel/Eggers/Jones/ Nelson/Session/Volk

MOST YARDS RETURNED (CAREER)

994	Bobby Boyd, 1960-68
518	Rick Volk, 1967-75
423	Eugene Daniel, 1984-96
410	Milt Davis, 1957-60
397	Jerry Logan, 1963-72

MOST YARDS RETURNED (SEASON)

225	Keith Taylor, 1989
221	Ray Buchanan, 1994
219	Milt Davis, 1957
199	Andy Nelson, 1958
185	Bobby Boyd, 1964

MOST YARDS RETURNED (ROOKIE)

219	Milt Davis, 1957
149	Ray Brown, 1958
145	Rick Volk, 1967
132	Bobby Boyd, 1960
94	James Burroughs, 1982

MOST YARDS RETURNED (GAME)***ROOKIE**

121	*Milt Davis at Chi, Nov. 17, 1957
116	Andy Nelson vs. G.B., Nov. 2, 1958
113	Ray Buchanan at N.E., Dec. 11, 1994
107	Kelvin Hayden vs. Cin, Dec. 7, 2008
97	Eugene Daniel vs. NYJ, Oct. 29, 1995

HIGHEST RETURN AVERAGE (CAREER-12 INT)

22.5	Jason Belser, 1992-00
22.2	Ray Buchanan, 1993-94
20.5	Gary Brackett, 2003-11
19.9	Bruce Laird, 1972-81
19.6	Lyle Blackwood, 1977-80

HIGHEST RETURN AVERAGE (SEASON-4 INT)

36.5	Lyle Blackwood, 1978
32.1	Keith Taylor, 1989
32.0	Gary Brackett, 2007
31.5	Jackie Wallace, 1975
30.3	Nick Harper, 2003

HIGHEST RETURN AVERAGE (ROOKIE-4 INT)

24.2	Rick Volk, 1967
21.9	Milt Davis, 1957
18.9	Bobby Boyd, 1960
18.6	Ray Brown, 1958

HIGHEST RETURN AVERAGE (GAME-2 INT) *ROOKIE

60.5	*Milt Davis at Chi, Nov. 17, 1957
58.0	Andy Nelson vs. G.B., Nov. 2, 1958
56.5	Ray Buchanan at N.E., Dec. 11, 1994
53.5	Kelvin Hayden vs. Cin, Dec. 7, 2008
47.5	Dwight Lowery at Ten., Sept. 27, 2015

LONGEST RETURN (*ROOKIE)

97t	Eugene Daniel vs. NYJ, Oct. 29, 1995
94t	*Rick Volk at Chi, Oct. 8, 1967
94t	*James Burroughs at Min, Dec. 12, 1982
90t	Rick Volk at S.F., Oct. 13, 1968

LONGEST RETURN (*ROOKIE) cont...

- 90t *Steve Emtman at Mia, Oct. 25, 1992
 90t Ray Buchanan at N.E., Dec. 11, 1994

MOST TOUCHDOWNS (CAREER)

- 5 Jerry Logan, 1963-72
 4 Bobby Boyd, 1960-68
 3 Milt Davis, 1957-60
 3 Andy Nelson, 1957-63
 3 Ray Buchanan, 1993-94
 3 Eugene Daniel, 1984-96
 3 Jason Belser, 1992-00
 3 Kelvin Hayden, 2005-10
 3 Darius Butler, 2012-17

MOST TOUCHDOWNS (SEASON)***ROOKIE**

- 3 Ray Buchanan, 1994
 2 *Milt Davis, 1957
 2 Jerry Logan, 1965, 70
 2 Jackie Wallace, 1975
 2 Lyle Blackwood, 1978
 2 Jason Belser, 1996
 2 Cato June, 2005
 2 Kelvin Hayden, 2010
 2 Darius Butler, 2012

CONSC. GAMES WITH TOUCHDOWNS

- 2 Ray Buchanan, G13-14, 1994

PUNTING**MOST (CAREER)**

- 985 Rohn Stark, 1982-94
 838 David Lee, 1966-78
 577 Hunter Smith, 1999-08
 575 Pat McAfee, 2009-16
 277 Chris Gardocki, 1995-98

MOST (SEASON)

- 99 Bucky Dilts, 1979
 98 Rohn Stark, 1984
 92 David Lee, 1978
 91 Rohn Stark, 1983
 88 Pat McAfee, 2011

MOST (ROOKIE)

- 73 Rigoberto Sanchez, 2017
 72 Cotton Davidson, 1954
 64 Pat McAfee, 2009
 58 Hunter Smith, 1999
 54 Ray Brown, 1958

MOST (GAME)

- 12 Chris Gardocki at Buf, Oct. 6, 1996
 11 Cotton Davidson at Chi, Oct. 10, 1954
 11 Joe Don Looney at S.F., Nov. 29, 1964
 11 David Lee at Mia, Nov. 11, 1973
 11 David Lee at N.E., Oct. 19, 1975

MOST (ROOKIE-GAME)

- 11 Cotton Davidson at Chi, Oct. 10, 1954
 11 Joe Don Looney at S.F., Nov. 29, 1964
 9 Ray Brown at Chi, Nov. 16, 1958
 9 David Lee vs. LA Rams, Nov. 27, 1966

MOST PUNT YARDS (CAREER)

- 43162 Rohn Stark, 1982-94
 34019 David Lee, 1966-78
 26669 Pat McAfee, 2009-16
 25040 Hunter Smith, 1999-08
 12403 Chris Gardocki, 1995-98

MOST PUNT YARDS (SEASON)

- 4383 Rohn Stark, 1984
 4124 Rohn Stark, 1983
 4098 Pat McAfee, 2011
 4052 Pat McAfee, 2015
 3716 Rohn Stark, 1992

MOST PUNT YARDS (ROOKIE)

- 3291 Rigoberto Sanchez, 2017
 2837 Pat McAfee, 2009
 2678 Cotton Davidson, 1954
 2467 Hunter Smith, 1999
 2233 David Lee, 1966

MOST PUNT YARDS (GAME)

- 551 Chris Gardocki at Buf, Oct. 6, 1996
 517 Pat McAfee vs. N.O., Oct. 25, 2015
 462 Rohn Stark at Den, Dec. 11, 1983
 456 Rohn Stark at N.E., Oct. 2, 1988
 451 Pat McAfee vs. Atl, Nov. 6, 2011

MOST PUNT YARDS (GAME-ROOKIE)

- 445 Joe Don Looney at S.F., Nov. 29, 1964
 425 Cotton Davidson at Chi, Oct. 10, 1954
 409 David Lee vs. LA Rams, Nov. 27, 1966
 405 Ray Brown at Chi, Nov. 16, 1958
 339 Pat McAfee vs. N.E., Nov. 15, 2009

HIGHEST AVERAGE (CAREER-75 MIN)

- 46.4 Pat McAfee, 2009-16
 44.8 Chris Gardocki, 1995-98
 43.8 Rohn Stark, 1982-94
 43.4 Hunter Smith, 1999-08
 41.4 Tom Gilburg, 1961-65

HIGHEST AVERAGE (SEASON-32 MIN)

- 49.3 Pat McAfee, 2016
 48.2 Pat McAfee, 2012
 47.7 Pat McAfee, 2015
 46.7 Pat McAfee, 2014
 46.6 Pat McAfee, 2011

HIGHEST AVERAGE (ROOKIE-32 MIN)

- 45.1 Rigoberto Sanchez, 2017
 45.6 David Lee, 1966
 44.4 Rohn Stark, 1982 (9-game season)
 44.3 Pat McAfee, 2009
 43.0 Tom Gilburg, 1961

HIGHEST AVERAGE GAME (3 MIN)***ROOKIE**

- 57.7 Hunter Smith at Hou, Sept. 23, 2007
 56.7 Pat McAfee vs. N.E., Nov. 16, 2014
 56.5 Hunter Smith at K.C., Sept. 3, 2000
 56.3 *David Lee vs. S.F., Sept. 25, 1966
 56.2 Rohn Stark vs. Den, Oct. 13, 1985

40.0+ GAMES (CAREER-3 PUNT MIN)

- 143 Rohn Stark, 1982-94
 105 Pat McAfee, 2009-16
 96 David Lee, 1966-78
 89 Hunter Smith, 1999-08
 46 Chris Gardocki, 1995-98

40.0+ GAMES (SEASON-3 PUNT MIN)

- 16 Pat McAfee, 2011
 16 Pat McAfee, 2015
 15 Chris Gardocki, 1998
 14 Rohn Stark, 1983
 14 Pat McAfee, 2012
 14 Pat McAfee, 2014

50.0+ GAMES (CAREER-3 PUNT MIN)

- 23 Pat McAfee, 2009-16
 15 Rohn Stark, 1982-94
 14 Hunter Smith, 1999-08
 6 David Lee, 1966-78
 4 Chris Gardocki, 1995-98

50.0+ GAMES (SEASON-3 PUNT MIN)

- 5 Pat McAfee, 2012
 5 Pat McAfee, 2016
 4 Pat McAfee, 2011
 4 Pat McAfee, 2015
 4 Pat McAfee, 2016

PUNTS BLOCKED (CAREER)

- 11 David Lee, 1966-78
 7 Rohn Stark, 1982-94
 5 Hunter Smith, 1999-08
 4 Pat McAfee, 2009-16
 2 Bragg/Dilts

PUNTS BLOCKED (SEASON)

- 2 David Lee (3), 1973, 77, 78
 2 Bucky Dilts, 1979
 2 Mike Bragg, 1980
 2 Rohn Stark (2), 1985, 87
 2 Hunter Smith, 1999

PUNTS BLOCKED (GAME)

- 2 David Lee at Mia, Nov. 11, 1973

MOST TOUCHBACKS (CAREER)

- 111 Rohn Stark, 1982-94
- 79 David Lee, 1966-78
- 61 Hunter Smith, 1999-08
- 49 Pat McAfee, 2009-16
- 25 Chris Gardocki, 1995-98

MOST TOUCHBACKS (SEASON)

- 14 Rohn Stark, 1985
- 13 Rohn Stark, 1993
- 12 David Lee, 1967
- 12 Rohn Stark, 1982
- 12 Hunter Smith, 2001

MOST TOUCHBACKS (ROOKIE)

- 12 Rohn Stark, 1982
- 8 Hunter Smith, 1999
- 6 Pat McAfee, 2009
- 4 Brown/Sherer

MOST TOUCHBACKS (GAME)

- 4 Rohn Stark at Buf, Oct. 20, 1985
- 4 Rohn Stark vs. Mia, Nov. 6, 1993
- 4 Rohn Stark at T.B., Sept. 11, 1994

MOST INSIDE 20 (CAREER, SINCE 1976)

- 224 Rohn Stark, 1982-94
- 193 Hunter Smith, 1999-08
- 193 Pat McAfee, 2009-16
- 80 Chris Gardocki, 1995-98
- 57 David Lee, 1966-78

MOST INSIDE 20 (SEASON)

- 30 Pat McAfee, 2014
- 28 Pat McAfee, 2015
- 27 Pat McAfee, 2013
- 26 Hunter Smith, 2002
- 26 Pat McAfee, 2012

MOST INSIDE 20 (GAME)

- 6 Pat McAfee vs. Den, Oct. 20, 2013
- 5 David Lee at St.L., Dec. 4, 1976
- 5 Rohn Stark at N.E., Nov. 11, 1990
- 5 Pat McAfee vs. Hou, Dec. 20, 2015

LONGEST PUNTS

- 76 David Lee at NYG, Oct. 17, 1971
- 74 Pat McAfee vs. Chi, Oct. 9, 2016
- 72 Rohn Stark at Mia, Sept. 23, 1984
- 72 Chris Gardocki at S.D., Oct. 27, 1997
- 72 Pat McAfee at Den, Sept. 18, 2016

LONGEST PUNTS (ROOKIE)

- 64 Joe Don Looney at Det, Oct. 25, 1964
- 64 David Lee vs. S.F., Sept. 25, 1966
- 64 David Lee at LA Rams, Oct. 30, 1966
- 62 Joe Don Looney at LA Rams, Nov. 22, 1964
- 61 Tom Gilburg vs. LA Rams, Sept. 17, 1961
- 61 Hunter Smith vs. Was, Dec. 19, 1999

LONGEST PUNTS (ROOKIE) cont...

- 61 Rigoberto Sanchez at Sea, Oct. 3, 2017

PUNT RETURNS**PUNT RETURNS MOST (CAREER)**

- 155 Clarence Verdin, 1988-93
- 119 Terrence Wilkins, 1999-01, 03, 06
- 112 Carl Taseff, 1953-61
- 109 Howard Stevens, 1975-77
- 108 Alvin Haymond, 1964-67

MOST (SEASON) *ROOKIE

- 44 *Nesby Glasgow, 1979
- 42 *Dewell Brewer, 1994
- 41 Alvin Haymond, 1965
- 41 *Terrence Wilkins, 1999
- 40 Alvin Haymond, 1966
- 40 Robbie Martin, 1985

MOST (GAME)

- 9 Nesby Glasgow at K.C., Sept. 2, 1979
- 8 Howard Stevens vs. T.B., Oct. 3, 1976
- 7 Alvin Haymond vs. Det, Oct. 10, 1965
- 7 Alvin Haymond vs. LA Rams, Nov. 27, 1966
- 7 Larry Anderson vs. Den, Sept. 11, 1983
- 7 Robbie Martin at S.F., Oct. 5, 1986

MOST (ROOKIE-GAME)

- 9 Nesby Glasgow at K.C., Sept. 2, 1979
- 6 Bruce Laird vs. Buf, Dec. 3, 1972

MOST YARDAGE (CAREER)

- 1537 Clarence Verdin, 1988-93
- 1065 Terrence Wilkins, 1999-01, 03, 06
- 1012 Howard Stevens, 1975-77
- 911 Alvin Haymond, 1964-67
- 826 Carl Taseff, 1953-61

MOST YARDAGE (SEASON) *ROOKIE

- 443 Robbie Martin, 1985
- 403 Alvin Haymond, 1965
- 396 Howard Stevens, 1975
- 396 Clarence Verdin, 1990
- 388 *Terrence Wilkins, 1999

MOST YARDS (GAME)

- 148 Carl Taseff at GBM, Oct. 14, 1956
- 141 Ray Buchanan vs. S.D., Nov. 3, 1996
- 124 Clarence Verdin at N.E., Nov. 11, 1990
- 111 T.Y. Hilton, vs. Buf, Nov. 25, 2012
- 110 Ron Gardin vs. Mia, Nov. 1, 1970

MOST YARDS (GAME-ROOKIE)

- 111 T.Y. Hilton vs. Buf, Nov. 25, 2012

MOST YARDS (GAME-ROOKIE) cont...

- 110 Ron Gardin vs. Mia, Nov. 1, 1970
- 107 Dewell Brewer vs. Mia, Dec. 18, 1994
- 102 Marvin Harrison at NYJ, Sept. 8, 1996
- 87 Leonard Dunlap vs. NYJ, Sept. 19, 1971

HIGHEST AVERAGE (CAREER-30 MIN)

- 13.5 Ron Gardin, 1970-71
- 10.1 T.Y. Hilton, 2012-17
- 9.9 Clarence Verdin, 1988-93
- 9.7 Robbie Martin, 1985-86
- 9.3 Howard Stevens, 1975-77

HIGHEST AVERAGE (SEASON-14 MIN)

- 13.1 T.J. Rushing, 2007
- 12.9 Clarence Verdin, 1989
- 12.8 Clarence Verdin, 1990
- 12.6 Wendell Harris, 1964
- 11.8 Ron Gardin, 1970

HIGHEST AVERAGE (ROOKIE-14 MIN)

- 11.8 Ron Gardin, 1970
- 11.5 T.Y. Hilton, 2012
- 10.0 Jerry Logan, 1963
- 9.8 Marvin Harrison, 1996
- 9.5 Terrence Wilkins, 1999

HIGHEST AVERAGE (GAME-2 MIN)***ROOKIE**

- 47.0 T.J. Rushing at Oak, Dec. 16, 2007
- 37.5 Ron Gardin vs. NYJ, Sept. 19, 1971
- 37.0 Carl Taseff at GBM, Oct. 14, 1956
- 36.7 *Ron Gardin vs. Mia, Nov. 1, 1970
- 32.3 Clarence Verdin at Mia, Oct. 25, 1992

MOST FAIR CATCHES (CAREER)

- 55 Rick Volk, 1967-75
- 54 Clarence Verdin, 1988-93
- 53 Troy Walters, 2002-05
- 47 Terrence Wilkins, 1999-01, 03, 06
- 42 Griff Whalen, 2013-15

MOST FAIR CATCHES (SEASON)***ROOKIE**

- 25 Troy Walters, 2005
- 22 T.J. Rushing, 2009
- 20 *Ron Gardin, 1970
- 20 Rick Volk, 1971
- 18 *T.Y. Hilton, 2012
- 18 Griff Whalen, 2015

MOST FAIR CATCHES (GAME)***ROOKIE**

- 6 Griff Whalen vs. Cin, Oct. 19, 2014
- 6 Griff Whalen vs. Jax, Oct. 5, 2015
- 5 *T.Y. Hilton vs. G.B., Oct. 7, 2012
- 4 Timmy Brown at NYG, Nov. 2, 1968
- 4 *Ron Gardin at Mia, Nov. 22, 1970
- 4 *Marvin Harrison at Buf, Oct. 6, 1996
- 4 *Brad Pyatt vs. Hou, Oct. 26, 2003

MOST FAIR CATCHES (GAME)***ROOKIE** cont...

- 4 Griff Whalen at Ten, Sept. 27, 2015

LONGEST RETURN (*ROOKIE)

- 90t Carl Taseff at GBM, Oct. 14, 1956
- 90t T.J. Rushing at Oak, Dec. 16, 2007
- 84t Clarence Verdin at Mia, Oct. 25, 1992
- 82t Ray Buchanan vs. S.D., Nov. 3, 1996
- 82t Terrence Wilkins vs. Jax, Sept. 24, 2006

MOST TOUCHDOWNS (CAREER)

- 4 Clarence Verdin, 1988-93
- 3 Terrence Wilkins, 1999-01, 03, 06
- 2 Carl Taseff, 1953-62
- 1 Brewer/Gardin/Glasgow/Hilton/Logan/Martin/Rushing

MOST TOUCHDOWNS (SEASON)

- 2 Clarence Verdin, 1992

KICKOFF RETURNS**KICKOFF RETURNS MOST (CAREER)**

- 176 Terrence Wilkins, 1999-01, 03, 06
- 169 Clarence Verdin, 1988-93
- 153 Aaron Bailey, 1994-98
- 148 Albert Bentley, 1985-91
- 137 Bruce Laird, 1972-81

MOST (SEASON)

- 55 Aaron Bailey, 1997
- 53 Troy Walters, 2002
- 52 Terrence Wilkins, 2006
- 51 Terrence Wilkins, 1999
- 50 Nesby Glasgow, 1979
- 50 Clarence Verdin, 1993

MOST (ROOKIE)

- 51 Terrence Wilkins, 1999
- 50 Nesby Glasgow, 1979
- 31 Joe Lefeged, 2011
- 29 Bruce Laird, 1972
- 22 Pierre Garcon, 2008

MOST (GAME)

- 9 Brandon James vs. S.D., Nov. 28, 2010
- 8 Aaron Bailey at S.D., Oct. 26, 1997
- 8 Terrence Wilkins at Balt, Dec. 2, 2001
- 8 Dominic Rhodes at K.C., Oct. 31, 2004
- 7 Nesby Glasgow at N.E., Nov. 18, 1979
- 7 Albert Bentley at NYJ, Dec. 10, 1988
- 7 Mark Stock vs. S.D., Nov. 3, 1996
- 7 Nate Jacquet at Min, Dec. 21, 1997

MOST (GAME) cont...

- 7 Troy Walters vs. NYG, Dec. 22, 2002
- 7 Dominic Rhodes vs. S.D., Dec. 18, 2005

MOST (ROOKIE-GAME)

- 9 Brandon James vs. S.D., Nov. 28, 2010
- 7 Nesby Glasgow at N.E., Nov. 18, 1979
- 7 Nate Jacquet at Min, Dec. 21, 1997
- 6 Bruce Laird vs. NYJ, Sept. 24, 1972
- 6 Nesby Glasgow vs. N.E., Oct. 28, 1979
- 6 Stacey Simmons at Phi, Sept. 30, 1990
- 6 Dominic Rhodes at K.C., Oct. 25, 2001
- 6 Pierre Garcon at Ten, Oct. 27, 2008

MOST YARDAGE (CAREER)

- 4017 Terrence Wilkins, 1999-01, 03, 06
- 3501 Aaron Bailey, 1994-98
- 3420 Clarence Verdin, 1988-93
- 3406 Bruce Laird, 1972-81
- 3175 Albert Bentley, 1985-91

MOST YARDAGE (SEASON)

- 1272 Terrence Wilkins, 2006
- 1206 Aaron Bailey, 1997
- 1188 Dominic Rhodes, 2004
- 1150 Troy Walters, 2002
- 1134 Terrence Wilkins, 1999

MOST YARDAGE (ROOKIE)

- 1134 Terrence Wilkins, 1999
- 1126 Nesby Glasgow, 1979
- 843 Bruce Laird, 1972
- 578 Joe Lefeged, 2011
- 570 Quan Bray, 2015

MOST YARDAGE (GAME)

- 236 Dominic Rhodes vs. S.D., Dec. 26, 2004
- 213 Aaron Bailey vs. Sea, Sept. 14, 1997
- 199 Aaron Bailey at Cin, Dec. 22, 1996
- 195 Alvin Haymond vs. Phi, Nov. 21, 1965
- 188 Troy Walters vs. NYG, ec. 22, 2002

MOST YARDAGE (GAME-ROOKIE)

- 181 Bruce Laird vs. NYJ, Sept. 24, 1972
- 177 Brad Pyatt at T.B., Oct. 6, 2003
- 155 Lenny Lyles vs. Was, Oct. 26, 1958
- 153 Terrence Wilkins vs. Mia, Oct. 10, 1999
- 150 Pierre Garcon at Ten, Oct. 27, 2008
- 150 Brandon James vs. S.D., Nov. 28, 2010

HIGHEST AVERAGE (CAREER-30 MIN)

- 32.6 Jim Duncan, 1969-71
- 27.9 Johnny Sample, 1958-60
- 27.5 Buddy Young, 1953-55
- 27.4 Lenny Lyles, 1958, 61-69
- 26.8 Preston Pearson, 1967-68

HIGHEST AVERAGE (SEASON-14 MIN)

- 35.4 Jim Duncan, 1970
- 35.1 Preston Pearson, 1968
- 32.0 Josh Cribbs, 2014
- 30.7 Alvin Haymond, 1965
- 29.9 Jordan Todman, 2016

HIGHEST AVERAGE (ROOKIE-14 MIN)

- 29.1 Bruce Laird, 1972
- 28.6 Brad Pyatt, 2003
- 27.1 Quan Bray, 2015
- 25.4 Dominic Rhodes, 2001
- 25.2 Bake Turner, 1962

HIGHEST AVERAGE (GAME-2 MIN)

- 80.0 Jordan Todman at GB, Nov. 6, 2016
- 66.0 Aaron Bailey at Jax, Dec. 10, 1995
- 63.5 Preston Pearson at S.F., Oct. 13, 1968
- 62.0 Cotton Speyrer vs. Buf, Nov. 25, 1973
- 59.5 Johnny Sample vs. Chi, Oct. 2, 1960

LONGEST RETURNS

- 104t Buddy Young at Phi, Nov. 15, 1953
- 103t Lenny Lyles vs. Chi, Oct. 4, 1958
- 102t Preston Pearson at Det, Nov. 10, 1968
- 101t Lenny Lyles vs. Was, Oct. 26, 1958
- 101t Cotton Speyrer vs. Buf, Nov. 25, 1973
- 101t Deji Karim vs. Hou, Dec. 30, 2012

MOST TOUCHDOWNS (CAREER)

- 2 Lenny Lyles, 1958, 61-69
- 2 Preston Pearson, 1967-68
- 2 Jim Duncan, 1969-71
- 2 Aaron Bailey, 1994-97
- 2 Dominic Rhodes, 2001-06, 08, 10

MOST TOUCHDOWNS (SEASON)

- 2 Lenny Lyles, 1958
- 2 Preston Pearson, 1968

TOUCHDOWNS ON OPENING KICKOFF COLTS

- 104 Buddy Young at Phi, Nov. 11, 1953
- 99 Jordan Todman at GB, Nov. 6, 2016
- 96 Preston Pearson at S.F., Oct. 13, 1968
- 95 Ronald Humphrey at Pit, Sept. 18, 1994
- 95 Aaron Bailey at Jax, Dec. 10, 1995

OPPONENTS

- 99 Allen Carter vs. N.E.,
Dec. 21, 1975
- 99 Jacoby Ford at Oak, Dec. 26, 2010
- 95 Sammy Martin vs. N.E.,
Nov. 27, 1988
- 89 Darren Sproles at S.D.,
Nov. 11, 2007
- 84 Jerome Mathis at Hou,
Sept. 23, 2007

LONGEST FUMBLE RETURNS cont...

- 75t Tony Bennett vs. Hou,
Sept. 4, 1994
- 68t Gary Brackett at Hou,
Oct. 5, 2008
- 64t Stan White vs. Buf,
Dec. 12, 1976

LONGEST NON-SCORING RETURN

- Colts: 90 Kendall Williams at Cin,
Oct. 2, 1983
- 90 Brad Pyatt at T.B.,
Oct. 6, 2003
- Opp: 96 Joe Arenas at S.F.,
Dec. 16, 1956

FUMBLES**MOST RECOVERIES (SEASON)**

- 6 Barney Poole, 1953
- 6 Stan White, 1973

MOST RECOVERIES (GAME)

- 2 (22 times) Last: Josh Mallard vs.
Dal, Nov. 17, 2002

MOST CONSECUTIVE GAMES**RECOVERIES**

- 3 Fred Cook, G8-10, 1975
- 2 (42 times) Last: Barkevious
Mingo, G8-9, 2017

LONGEST FUMBLE RETURNS

- 95t Chukie Nwokorie at NYJ,
Sept. 9, 2001
- 78t Quentin Coryatt at Pit,
Sept. 18, 1994

COLTS LARGEST COMEBACKS

Deficit	Date	Opponent	Trailed/Qtr.	Result
*28	1/4/14	Kansas City	10-38/3rd	W 45-44
21	11/9/75	@ Buffalo	7-28/2nd	W 42-35
21	9/10/95	@ N.Y. Jets	3-24/3rd	W 27-24 OT
21	10/8/95	@ Miami	3-24/3rd	W 27-24 OT
21	10/6/03	@ Tampa Bay	14-35/4th	W 38-35 OT
20	11/30/58	San Francisco	7-27/3rd	W 35-27
18	12/18/77	New England	3-21/3rd	W 30-24
18	10/9/77	Miami	10-28/2nd	W 45-28
18	9/15/96	@ Dallas	3-21/2nd	W 25-24
18	10/7/12	Green Bay	3-21/3rd	W 30-27
18	11/3/13	@ Houston	6-24/3rd	W 27-24
17	10/12/58	@ Green Bay	0-17/2nd	W 24-17
17	11/29/70	Chicago	0-17/2nd	W 21-20
17	12/27/92	@ Cincinnati	0-17/3rd	W 21-17
17	10/17/05	St. Louis	0-17/2nd	W 45-28
17	10/5/08	@ Houston	10-27/4th	W 31-27
17	11/15/09	New England	14-31/4th	W 35-34
17	11/29/09	@ Houston	0-17/2nd	W 35-27

*Postseason

COLTS LARGEST LEADS LOST

Lead	Date	Opponent	Ahead / Qtr.	Result
26	9/21/97	@ Buffalo	26-0/2nd	L 35-37
24	10/20/57	@ Detroit	27-3/3rd	L 27-31
21	10/27/57	Green Bay	21-0/4th	L 21-24
21	10/18/98	@ San Francisco	21-0/2nd	L 31-34
21	9/19/99	@ New England	28-7/2nd	L 28-31
21	9/10/00	Oakland	21-0/2nd	L 31-38
19	12/11/83	@ Denver	19-0/4th	L 19-21
17	9/9/79	Tampa Bay	17-0/2nd	L 26-29
17	10/9/88	@ Buffalo	17-0/2nd	L 23-34
17	10/9/11	Kansas City	24-7/2nd	L 24-28
14	10/1/78	Philadelphia	14-0/4th	L 14-17
14	12/8/91	@ New England	17-3/3rd	L 17-23 OT
14	9/18/94	@ Pittsburgh	14-0/2nd	L 21-31
14	10/23/94	Washington	17-3/2nd	L 27-41
14	11/29/98	@ Baltimore	24 -10/2nd	L 31-38
14	12/6/98	@ Atlanta	21-7/2nd	L 21-28
14	11/18/01	@ New Orleans	14-0/1st	L 20-34
14	12/3/06	@ Tennessee	14-0/2nd	L 17-20
14	10/16/16	@ Houston	23-9/4th	L 23-26 OT

TEAM RECORDS

WON-LOSS-TIE

MOST WINS (SEASON)

14	2005	11	1976
14	2009	11	2012
13	1968	11	2013
13	1999	11	2014
13	2007	10	1965
12	1964	10	1971
12	2003	10	1975
12	2004	10	1977
12	2006	10	2000
12	2008	10	2002
11	1967	10	2010
11	1970		

MOST CONSECUTIVE WINS

23	11/2/08 vs. N.E. to 12/17/09 at Jax
13	9/11/05 at Balt to 12/11/05 at Jax
11	9/20/64 at G.B. to 11/29/64 vs. S.F.
11	10/26/75 at NYJ to 9/19/76 vs. Cin
11	10/17/99 at NYJ to 12/26/99 at Cle

MOST CONSECUTIVE HOME WINS

13	10/12/08 vs. Balt to 12/13/09 vs. Den
12	1/1/06 vs. Ariz to 10/7/07 vs. T.B.
11	11/8/04 vs. Min to 12/4/05 vs. Ten

MOST CONSECUTIVE ROAD WINS

11	11/9/08 at Pit to 12/17/09 at Jax
7	9/23/68 at Atl to 12/15/68 at LA Rams
7	9/11/05 at Balt to 12/11/05 at Jax

MOST CONSECUTIVE GAMES WITHOUT LOSS

23	11/2/08 vs. N.E. to 12/17/09 at Jax
15	12/18/66 at S.F. to 10/10/67 vs. N.O.

MOST LOSSES (SEASON)

15	1991
----	------

MOST CONSECUTIVE LOSSES

14	9/13/81 vs. Buf to 12/13/81 at Was
----	------------------------------------

MOST CONSECUTIVE HOME LOSSES

9	9/22/74 vs. G.B. to 10/12/75 vs. Buf
---	--------------------------------------

MOST CONSECUTIVE ROAD LOSSES

12	9/20/81 at Den to 12/26/82 at S.D.
----	------------------------------------

MOST TIED GAMES (SEASON)

2	1967
---	------

MOST CONSECUTIVE TIES

2	10/15/67 vs. LA Rams to 10/22/67 at Min
---	---

SCORING

COLTS (SEASON)

MOST	FEWEST		
522	2004	113	1982
458	2014	131	1954
450	2007	143	1991
447	2003	182	1953
439	2005	189	1993

OPP (SEASON)

MOST	FEWEST		
533	1981	140	1971
486	2001	144	1968
444	1998	198	1967
430	2011	203	1958
421	1978	221	1977
414	1984		

COLTS MOST (QUARTER)

31	vs. Mia 12/14/97
28	(7 times)
27	(3 times)
24	(7 times)
23	at Balt 12/9/07

OPP MOST (QUARTER)

28	vs. Cle 12/1/91
28	at St.L. 12/30/01
28	at Pit 10/26/14
27	at N.E. 11/18/79
25	vs. Mia 10/10/99

COLTS MOST (HALF)

45	vs. Den 10/31/88 (1)
42	vs. LA Rams 11/25/56 (2)
38	vs. GBM 10/13/57 (2)
37	at Balt 12/9/07 (1)

OPP MOST (HALF)

42	at Jax 12/13/15 (2)
38	at Chi 10/21/56 (2)
37	vs. Chi 11/25/62 (2)
37	at N.E. 11/23/80 (2)
36	at Sea 10/1/17 (2)

COLTS MOST (GAME)

58	vs. Buf 12/12/76
56	vs. LA Rams 11/25/56
56	vs. G.B. 11/2/58
55	vs. Den 10/31/88
55	at N.O. 9/28/03

OPP MOST (GAME)

62	at N.O. 10/23/11
59	at N.E. 11/18/12
58	at Chi 10/21/56
57	vs. Chi 11/25/62
52	at Min 9/28/69

LARGEST VICTORY MARGIN

56	vs. G.B. 11/2/58
57	vs. Chi 9/27/64
44	vs. Atl 12/1/68
43	at Buf 10/10/71
42	at Atl 11/12/67

LARGEST DEFEAT MARGIN

57	vs. Chi 11/25/62
55	at N.O. 10/23/11
48	vs. LA Rams 9/26/54
44	at Mia 11/11/73
43	at LA Rams 12/5/53

MOST POINTS BOTH TEAMS

89	vs. Chi 10/4/58
85	at Chi 10/21/56
85	at Pit 10/26/14
83	at N.E. 11/18/12
82	at Cin 11/20/05

FEWEST POINTS BOTH TEAMS

6	vs. Buf 12/1/74
6	vs. NYJ 10/11/87
6	at N.E. 12/6/92
9	vs. NYJ 10/11/92

MOST SHUTOUTS (SEASON)

COLTS: 3	1968/1971
OPP: 3	1972

MOST CONSC. SHUTOUTS (OPP)

2	(9/4 - 9/10/78)
2	(11/21 - 11/28/82)
2	(11/1 - 11/8/92)

COLTS MOST CONSC. GAMES SCORING

375	1/2/94 to 10/16/17
104	10/24/54 to 11/18/62
90	12/12/65 to 10/8/72
61	11/27/83 to 11/15/87
55	11/29/87 to 9/8/91

OPP MOST CONS. GAMES SCORING

176	12/21/97 to 12/18/08
161	11/1/76 to 10/4/87
86	9/13/09 to 10/9/14
81	12/13/92 to 12/7/97
68	10/31/88 to 11/29/92

TOUCHDOWNS

COLTS (SEASON)

MOST	FEWEST		
66	2004	12	1982
54	1964/07	14	1954
53	1958/14	14	1991
53	2005/09	16	1993
52	1975	22	1974

OPP (SEASON)

MOST	FEWEST
68 1981	16 1968
57 2001	18 1971
54 1978	21 1967
52 1998	25 1966
50 1984	25 1970

COLTS MOST (GAME)

8 vs. LA Rams 11/25/56
8 vs. G.B. 11/2/58
7 (10 times)
6 (27 times)

OPP MOST (GAME)

8 at Chi 10/21/56
8 vs. Chi 11/25/62
8 at N.O. 10/23/11
8 at N.E. 11/18/12
7 at Min 9/28/69
7 at Pit 10/26/14
7 at Jax 12/13/15

COLTS RUSH TDS (SEASON)

MOST	FEWEST
29 1964	3 1991
28 1975	4 1954
26 1976	4 1982
24 1958	4 1993
23 1971/88	6 2015

OPP RUSH TDS (SEASON)

MOST	FEWEST
30 1981	5 1967
23 1991	6 1968
21 1953	6 1970
21 1954	6 1987
21 1978	7 1966

COLTS MOST RUSHING (GAME)

5 at Det 10/19/58
5 vs. Was 11/2/69
5 vs. Hou 11/1/76
5 vs. Buf 10/6/85
5 vs. Den 10/31/88

OPP MOST RUSHING (GAME)

5 vs. Cle 11/1/59
5 vs. Oak 9/10/00

COLTS PASS TDS (SEASON)

MOST	FEWEST
51 2004	6 1982
42 2014	9 1954
34 2009	9 1974
33 1959/00/10	10 (3 times)
32 2007/16	

OPP PASS TDS (SEASON)

MOST	FEWEST
37 1981	6 2008
31 1983	8 1960
31 1984	9 1958
30 2001	9 1968
29 1978/15	9 1971

COLTS MOST PASSING (GAME)

6 at N.O. 9/28/03
6 at Det. 11/25/04
5 vs. G.B. 11/2/58
5 at Dal 10/30/60
5 vs. Min 12/16/62
5 at Min 11/14/65
5 vs. Det 10/16/66
5 vs. Buf 10/4/87
5 vs. Atl 12/14/03
5 vs. G.B. 9/26/04
5 at K.C. 10/31/04
5 vs. Hou 11/14/04
5 vs. Was 11/30/14

OPP MOST PASSING (GAME)

7 at Min 9/28/69
6 vs. NYJ 9/24/72
6 at Pit 10/26/14
5 at Chi 10/21/56
5 at S.D. 12/26/82
5 at Pit 9/8/85
5 at N.O. 10/23/11
5 at Dal 12/21/14

MOST RETURN TDS (SEASON)

COLTS	OPP
7 1994	8 1973
6 1968/70	7 2001
5 (12 times)	6 1977/80/10/17
4 (5 times)	5 (6 times)
	4 (13 times)

MOST DEFENSIVE TDS (SEASON)

COLTS	OPP
5 1975/94/15	6 1973/01/17
4 (11 times)	5 2014
3 (8 times)	4 (9 times)
	3 (9 times)

MOST KICK RETURN TDS (SEASON)

COLTS	OPP
3 1970/89	4 2007
2 (10 times)	3 1977/79/06
	2 (9 times)

POINTS AFTER TOUCHDOWNS**COLTS (SEASON)**

MOST	FEWEST
64 2004	11 1982
53 1964	12 1954
52 2005	14 1991
51 1975/10	15 1993
50 2009/14	21 1997

COLTS (GAME)

8 vs. LA 11/25/56
8 vs. G.B. 11/2/58

OPP (SEASON)

MOST	FEWEST
65 1981	15 1968
53 1978	17 1971
52 2001	21 1967
49 2011	24 2005
47 1984	25 66/70/08

OPP (GAME)

8 at N.O. 10/23/11
8 at N.E. 11/18/12
7 at Chi 10/21/56
7 at Min 9/28/69
7 at Pit 10/26/14

FIELD GOALS**COLTS (SEASON)**

MOST	FEWEST
37 2003	3 1956
36 1996	5 1958
35 2013	6 1959
34 1999	7 1953
32 1997	7 1957

OPP (SEASON)

MOST	FEWEST
34 2016	5 1971
33 2008	6 1958
32 1989	6 1975
32 1990	8 1956
31 2010	9 (3 times)

COLTS MOST (GAME)

5 at LA Rams 12/4/54
5 vs. S.F. 9/25/66
5 at Phi 10/30/83
5 vs. Mia 9/25/88
5 at Buf 9/21/97
5 vs. Den 1/6/02
5 vs. Balt 10/13/02
5 at Ten 12/7/03
5 vs. Ten 12/1/13
5 vs. Chi 10/9/16

OPP MOST (GAME)

5 at Was 11/18/73
5 at N.E. 12/3/89
5 vs. Cin 9/3/95
5 at S.D. 10/26/97
5 vs. NYJ 12/23/01
5 vs. Mia 12/31/06
5 at Min 9/14/08
5 at Balt 11/22/09
5 vs. S.D. 11/28/10
5 vs. Hou 12/11/16
5 at Ten 10/16/17

COLTS MOST ATT (SEASON)

41 1997
40 1996/2013
39 1961/63/66/72
38 1999
37 1967

OPP MOST ATT (SEASON)

43 1989/90
40 2016
38 1995/08
37 1998
36 2001/09/10

COLTS FEWEST ATT (SEASON)

14 1958
16 1956
17 1978

OPP FEWEST ATT (SEASON)

10 1975
 14 1955
 16 1953
 17 1958

COLTS MOST ATT (GAME)

7 at LA Rams 12/4/54

OPP MOST ATT (GAME)

7 at N.E. 12/3/89
 6 at NYJ 11/29/81
 6 at Buf 9/9/90
 6 at S.D. 10/26/97
 6 vs. NYJ 12/23/01
 6 at Min 9/14/08
 6 at Balt 11/22/09

TOTAL FIRST DOWNS**COLTS (SEASON)**

MOST	FEWEST
379 2004	152 1982
376 2006	157 1953
371 2014	169 1954
366 2010	206 1955
363 2005	216 1956

OPP (SEASON)

MOST	FEWEST
406 1981	166 1971
353 2016	188 1958
343 1984/2011	195 1959
341 1998	195 1960
338 1980	197 1982

COLTS MOST (GAME)

34 vs. Hou 9/17/06
 33 vs. NYJ 12/15/74
 33 vs. Hou 12/23/07
 32 at Mia 11/15/87

OPP MOST (GAME)

36 at S.F. 10/18/98
 36 at N.O. 10/23/11
 34 at Min 9/28/69
 34 at Phi 11/15/81
 34 at Pit 10/26/14

COLTS FEWEST (GAME)

4 at Mia 11/11/73
 5 at N.E. 11/11/90
 6 at LA Rams 12/5/53
 6 vs. Det 11/6/54

OPP FEWEST (GAME)

3 vs. S.F. 11/22/59
 4 at Buf 10/10/71
 5 vs. S.F. 10/13/63
 5 vs. St.L. 9/17/72

MOST BOTH TEAMS

60 at Pit 10/26/14
 57 vs. NYJ 12/15/74
 56 at K.C. 10/31/04
 55 at Hou 11/29/09
 54 at Mia 11/15/87

FEWEST BOTH TEAMS

19 at Buf 12/1/74
 19 at N.E. 11/11/90
 21 at Mia 11/11/73

RUSHING**COLTS (SEASON)**

MOST	FEWEST
153 1988	55 1991
146 1983	62 1982
133 1976	64 1960
131 1975	66 1954
131 1985	69 2009/11

OPP (SEASON)

MOST	FEWEST
162 1981	60 1971
153 1978	65 1959
151 1993	69 1957
150 2006	70 1958
140 1980/91	70 1969

COLTS MOST (GAME)

18 at Det 10/19/58
 18 vs. S.F. 11/22/59
 18 vs. Buf 10/6/85
 18 vs. Den 9/30/07

OPP MOST (GAME)

19 vs. Mia 10/29/72
 19 vs. Dal 12/6/81
 18 at G.B. 10/18/53

COLTS FEWEST (GAME)

0 vs. LA Rams 11/27/66
 0 at N.E. 11/11/90
 0 vs. Phi 12/19/93
 0 vs. Ariz 1/1/06
 0 vs. S.D. 11/28/10
 0 vs. St.L. 11/10/13
 0 at Dal 12/21/14
 0 at Pit 12/6/15

OPP FEWEST (GAME)

0 vs. Chi 10/5/57
 0 vs. S.F. 10/13/63
 0 at Buf 10/10/71
 0 at T.B. 9/11/94
 0 at Ariz 9/27/09
 0 at Min 12/18/16

PASSING**COLTS (SEASON)**

MOST	FEWEST
253 2010	66 1953
251 2014	79 1963
241 2006/09	80 1982
238 2004	90 1954
236 2014	92 1955

OPP (SEASON)

MOST	FEWEST
225 2016	89 1982
214 1981	95 1953
210 2015	95 1971
209 2004	98 1955
203 2009	98 1960

COLTS MOST (GAME)

23 at Jax 10/3/10
 22 vs. NYJ 12/15/74
 22 at N.E. 11/21/10
 22 vs. Mia 11/4/12
 22 at Jax 9/21/14

OPP MOST (GAME)

25 at Pit 10/26/14
 24 at Min 9/28/69
 24 at Mia 9/15/85
 23 vs. Mia 12/9/84
 22 at S.F. 10/18/98

COLTS FEWEST (GAME)

1 at Cle 9/16/73
 1 vs. Buf 10/13/74
 1 at Mia 11/23/75

OPP FEWEST (GAME)

1 at GBM 11/24/91
 1 at Hou 9/22/02

PENALTY**COLTS (SEASON)**

MOST	FEWEST
47 2004	10 1982
42 2012	11 1956
40 2014	12 1962
39 2015	
38 2016	

OPP (SEASON)

MOST	FEWEST
35 2016	8 1996
34 1980	11 1960/71
33 2012	11 2009
32 1983/03/15	12 1958
31 2014	12 1959

COLTS MOST (GAME)

9 vs. Pit 10/30/77
 7 vs. G.B. 11/2/58
 7 vs. Det 11/19/67
 7 vs. Buf 12/17/78
 7 vs. Pit 9/14/80
 7 at Ten 9/19/04
 7 at Phi 11/7/10
 7 at Pit 10/26/14
 7 vs. Den 11/8/15

OPP MOST (GAME)

6 (10 times) Last: at Ten 10/23/16

NET YARDS**COLTS (SEASON)**

MOST	FEWEST
6506 2014	2483 1982
6475 2004	2716 1953
6141 2000	2934 1954
6092 2010	3464 1955
6070 2006	3506 1973

OPP (SEASON)

MOST		FEWEST	
6793	1981	2852	1971
6126	2016	3284	1958
6066	2015	3296	1982
5988	2012	3317	1960
5935	2011	3377	1968

COLTS MOST (GAME)

595	at Atl 11/12/67
576	vs. Min 12/16/62
574	vs. LA Rams 11/25/56
567	vs. Ten 12/5/04
555	vs. Buf 9/23/01

OPP MOST (GAME)

639	at Pit 10/26/14
622	at Min 9/28/69
597	at S.F. 12/13/53
590	at K.C. 10/31/04
583	at Dal 9/4/78

COLTS FEWEST (GAME)

69	vs. Det 11/6/54
70	at LA Rams 12/5/53
86	at N.E. 10/23/77
88	at Buf 11/28/82
99	at S.D. 11/1/92

OPP FEWEST (GAME)

49	at Buf 10/10/71
89	vs. T.B. 10/3/76
94	at N.E. 12/6/92
97	at Was 11/26/61
113	vs. Was 9/25/60

MOST BOTH TEAMS

1095	at K.C. 10/31/04
1087	at Pit 10/26/14
997	vs. LA Rams 11/25/56
985	vs. NYJ 9/24/72
964	at G.B. 11/15/59

FEWEST BOTH TEAMS

328	at Buf 12/1/74
346	at NYJ 11/11/84
355	vs. NYJ 10/29/95
359	at N.E. 12/6/92
373	at Buf 10/20/85

OFFENSIVE PLAYS**COLTS (SEASON)**

MOST		FEWEST	
1117	1979	596	1982
1109	2012	840	1964
1105	2014	849	1966
1088	2010	851	1968
1056	1980	860	1970

OPP (SEASON)

MOST		FEWEST	
1116	1984	605	1982
1111	1981	746	1971
1109	1989	818	1967
1090	1994	827	1963
1084	2009	847	1973

COLTS MOST (GAME)

89	vs. G.B. 10/7/12
88	at S.F. 9/22/63
88	vs. Mia 12/14/75
87	vs. Den 11/10/74
86	vs. T.B. 10/3/76

OPP MOST (GAME)

88	vs. N.E. 10/29/89
86	at T.B. 10/4/92
85	vs. Dal 12/6/81
84	at Min 9/28/69
84	vs. Buf 12/13/87
84	at Mia 9/21/09

COLTS FEWEST (GAME)

35	at Mia 9/21/09
37	vs. Den 12/21/03
38	at Buf 11/28/82
41	vs. Mia 10/28/90
41	at N.E. 10/8/00

OPP FEWEST (GAME)

34	vs. NYJ 11/16/03
38	vs. Ten 12/28/08
39	at S.F. 9/22/63
40	at Chi 9/21/75
40	vs. T.B. 10/7/07

**RUSHING
ATTEMPTS****COLTS (SEASON)**

MOST		FEWEST	
601	1983	293	1982
566	1977	335	1990
565	1976	345	1960
545	1988	354	1991
536	1973/75	364	1954

OPP (SEASON)

MOST		FEWEST	
662	1978	325	1959
607	1981	331	1958
575	1993	348	1982
574	1980	352	1971
559	1984	375	1957/68

COLTS MOST (GAME)

60	vs. S.F. 11/22/59
58	at NYJ 10/20/74
58	at Atl 11/17/74
57	at NYJ 11/11/84
53	vs. Hou 11/1/76
53	at Phi 10/30/83

OPP MOST (GAME)

66	vs. Dal 12/6/81
58	at N.E. 12/26/93
56	at G.B. 10/18/53
56	at Buf 11/28/82
53	at Mia 10/27/74

COLTS FEWEST (GAME)

10	vs. Ariz 1/1/06
10	vs. Ten 12/30/07
10	at Hou 9/12/10
10	at Pit 10/26/14
10	at Dal 12/21/14

OPP FEWEST (GAME)

9	at Min 12/18/16
11	at Buf 10/10/71
11	at NYJ 12/7/97
12	at Den 12/11/83
12	vs. T.B. 10/7/07
12	at Ariz 9/27/09
12	at Jax 11/8/12
12	vs. Cin 10/19/14

YARDS**COLTS (SEASON)**

MOST		FEWEST	
2695	1983	1044	1982
2439	1985	1102	1992
2309	1976	1169	1991
2249	1988	1274	2008
2217	1975	1275	1954

OPP (SEASON)

MOST		FEWEST	
3010	1978	1113	1971
2768	2006	1174	1957
2665	1981	1291	1958
2566	1998	1339	1968
2521	1993	1400	1969

COLTS MOST (GAME)

318	vs. G.B. 10/28/56
316	at Det 10/19/58
305	at Cle 11/11/56
299	vs. Hou 12/22/85
281	vs. Buf 10/6/85

OPP MOST (GAME)

375	at Jax 12/10/06
354	vs. Dal 12/6/81
352	at K.C. 12/23/12
315	at Mia 11/11/73
313	at Min 9/13/64

COLTS FEWEST (GAME)

1	at Dal 12/21/14
4	vs. Det 9/22/91
11	vs. Ariz 1/1/06
18	vs. St.L. 11/10/13
19	vs. LA Rams 9/26/54
19	vs. N.E. 11/16/14

OPP FEWEST (GAME)

4	at Buf 10/10/71
15	vs. Pit 11/3/57
17	vs. T.B. 10/7/07
20	vs. G.B. 10/28/56
20	at Cle 10/14/96

MOST BOTH TEAMS

548	vs. LA Rams 11/22/53
510	vs. Dal 12/6/81
469	at Chi 10/16/55
454	at LA Rams 12/9/61
449	vs. Den 9/30/07

FEWEST BOTH TEAMS

87	at Den 9/26/10
97	vs. Pit 10/31/71
106	vs. Cle 9/6/92
109	vs. N.E. 11/1/98
115	at NYJ 10/18/70

AVERAGE**COLTS (SEASON)
BEST**

5.1	1956	2.9	1992
5.0	1985	3.3	1979
4.7	1958	3.3	1970
4.6	1961	3.3	1991
4.5	1983/01	3.4	96/08

LEAST**OPP (SEASON)****MOST**

5.3	2006	3.1	1957
5.2	1953	3.2	1971
5.1	2012	3.5	1969
4.8	1959	3.5	1995
4.7	1998	3.6	(6 times)

FEWEST**COLTS BEST (GAME)**

8.52	at Balt 11/29/98
8.00	at GBM 11/13/54
7.95	vs. G.B. 10/28/56
7.80	vs. Dal 12/6/81
7.77	at LA Rams 10/9/61

OPP BEST (GAME)

8.93	at Jax 12/10/06
8.12	at Min 11/17/63
8.00	at Det 11/25/04
8.00	at K.C. 12/23/12
7.77	vs. LA Rams 11/22/53

COLTS LEAST (GAME)

0.10	at Dal 12/21/14
0.29	vs. Det 9/22/91
1.04	vs. T.B. 11/29/15
1.10	vs. Ariz 1/1/06
1.12	vs. LA Rams 9/26/54

OPP LEAST (GAME)

0.36	at Buf 10/10/71
0.50	vs. Pit 11/3/57
0.96	vs. Det 9/29/57
1.11	vs. G.B. 10/28/56
1.11	at Cle 10/14/62

**PASSING
ATTEMPTS****COLTS (SEASON)****MOST**

679	2010	266	1955
661	2014	279	1956
628	2012	283	1982
619	2015	300	1973
601	2009	313	1954

FEWEST**OPP (SEASON)****MOST**

598	1994	246	1982
585	2015	297	1956
583	2009	298	1960
582	2016	312	1974
569	1995	313	1972

FEWEST**COLTS MOST (GAME)**

59	at Was 11/7/93
57	at NYJ 11/16/86
57	at Hou 9/12/10
56	at S.D. 11/11/07
54	vs. NYJ 12/15/74
54	at S.D. 9/26/99
54	at N.E. 10/8/00
54	at Det 12/2/12

OPP MOST (GAME)

62	at NYJ 10/18/70
57	vs. Hou 9/4/94
57	at Den 9/26/10
56	at Min 9/28/69
56	vs. Ten 12/18/11

COLTS FEWEST (GAME)

7	at LA Rams 12/18/65
8	vs. Mia 12/9/73
11	at Atl 11/17/74
12	vs. Chi 9/25/55
12	at G.B. 9/20/64

OPP FEWEST (GAME)

9	at Hou 10/23/06
11	at N.E. 12/26/93
12	vs. Chi 11/3/63
12	at Buf 10/13/91
12	vs. Buf 11/12/06

COMPLETIONS**COLTS (SEASON)****MOST**

450	2010	126	1953
410	2014	134	1955
402	2009	137	1973
393	2008	142	1982
392	2002	158	1956

FEWEST**OPP (SEASON)****MOST**

378	2016	138	1982
372	2009	144	1960
364	2004	158	1955
356	2010	161	1961
354	1994/15	165	1953/56

FEWEST**COLTS MOST (GAME)**

40	at Hou 9/12/10
38	at N.E. 11/21/10
37	at Was 11/7/93
37	vs. Ten 11/3/02
36	vs. NYJ 12/15/74
36	vs. N.E. 10/20/96
36	at Ten 10/11/09
36	vs. Dal 12/5/10

OPP MOST (GAME)

40	at Pit 10/26/14
38	vs. Ten 12/18/11
37	at Den 9/26/10
36	at Min 9/28/69
34	at NYJ 10/18/70
34	vs. Buf 10/8/89
34	vs. G.B. 9/26/04
34	at Balt 9/11/05

COLTS FEWEST (GAME)

3	at LA Rams 12/18/65
3	vs. Cle 9/26/71
3	vs. Buf 12/17/78
3	at Buf 11/28/82

OPP FEWEST (GAME)

4	vs. Was 10/26/58
4	vs. T.B. 10/3/76

YARDS**COLTS (SEASON-GROSS)****MOST**

5062	2014	1613	1982
4732	2004	1625	1953
4700	2010	1746	1973
4605	2009	1795	1955
4491	2016	1995	1954

FEWEST**OPP (SEASON-GROSS)****MOST**

4411	2016	1920	1982
4365	2015	2027	1971
4232	2004	2068	1960
4228	1981	2248	1958
3977	2012	2288	1955

FEWEST**COLTS MOST (GAME-GROSS)**

472	at K.C. 10/31/04
469	vs. Min 12/16/62
440	vs. Jax 9/25/00
433	at Hou 9/12/10
433	vs. Mia 11/4/12

OPP MOST (GAME-GROSS)

538	at Min 9/28/69
522	at Pit 10/26/14
496	vs. NYJ 9/24/72
476	at Den 9/26/10
469	vs. T.B. 10/16/88

COLTS FEWEST (GAME-GROSS)

21	at Cle 11/11/56
35	vs. Mia 12/9/73
44	vs. Buf 10/18/74
49	vs. Cle 9/26/71
53	vs. LA Rams 11/22/53

OPP FEWEST (GAME-GROSS)

46	vs. Was 10/26/58
46	at Buf 12/1/74
47	vs. Hou 10/14/79
48	at Hou 10/23/05
50	at GBM 11/24/91

MOST BOTH TEAMS (GROSS)

922	at Pit 10/26/14
872	vs. NYJ 9/24/72
861	at K.C. 10/31/04
801	at Den 9/26/10
787	vs. G.B. 9/26/04

FEWEST BOTH TEAMS (GROSS)

124	vs. Buf 12/17/78
128	at Buf 11/28/82
142	at Mia 11/23/75
144	at N.E. 10/19/75

COLTS (SEASON-NET)

MOST		FEWEST	
4894	2014	1257	1953
4623	2004	1439	1982
4609	2010	1475	1973
4515	2009	1631	1955
4308	2006	1659	1954

OPP (SEASON-NET)

MOST		FEWEST	
4200	2016	1726	1960
4128	1981	1739	1971
4114	2015	1823	1982
3892	2004	1913	1961
3788	2012	1993	1958

COLTS MOST (GAME-NET)

472	at K.C. 10/31/04
451	vs. Min 12/16/62
440	vs. Jax 9/25/00
426	at Atl 11/12/67
419	vs. Atl 9/17/67
419	at Hou 9/12/10
419	vs. Mia 11/4/12

OPP MOST (GAME-NET)

530	at Min 9/28/69
522	at Pit 10/26/14
522	vs. Chi 10/9/16
490	vs. NYJ 9/24/72
472	at Den 9/26/10

COLTS FEWEST (GAME-NET)

1	vs. Buf 10/13/74
4	at Cle 9/16/73
5	at Cle 11/11/56
9	vs. LA Rams 11/22/53
11	at N.E. 10/23/77

OPP FEWEST (GAME-NET)

6	at Hou 10/23/05
13	vs. T.B. 10/3/76
16	vs. Was 10/26/58
23	at N.E. 12/6/92
27	vs. Hou 10/14/79

MOST BOTH TEAMS (NET)

918	vs. Chi 10/9/16
907	at Pit 10/26/14
859	at K.C. 10/31/04
822	vs. NYJ 9/24/72
797	at Den 9/26/10

FEWEST BOTH TEAMS (NET)

54	at N.E. 10/19/75
81	at Mia 11/23/75
86	vs. Buf 12/17/78
109	vs. Hou 10/14/79
112	at Buf 10/14/73

COMPLETION PERCENTAGE**COLTS (SEASON)**

BEST		WORST	
67.38	2005	39.50	1953
67.18	2008	45.67	1973
66.98	2004	49.87	1983
66.96	2003	50.00	1960
66.89	2009	50.12	1984

OPP (SEASON)

BEST		WORST	
71.20	2011	45.87	1961
68.40	2008	46.28	1958
67.39	2005	47.38	1977
66.54	2010	48.32	1960
65.35	2004	48.72	1959

COLTS BEST (GAME-20 ATT)

85.3	at Jax 12/18/08 (29-34)
83.9	vs. Atl 12/14/03 (26-31)
83.3	at Buf 10/16/94 (20-24)
82.6	vs. Cle 9/25/05 (19-23)
82.1	at Den 10/29/06 (32-39)

OPP BEST (GAME-20 ATT)

90.5	at Dal 12/21/14 (18-20)
88.6	at N.O. 10/23/11 (31-35)
86.4	at N.O. 11/18/01 (19-22)
86.2	vs. Oak 10/28/73 (25-29)
85.7	at Hou 9/21/80 (18-21)

SACKS ALLOWED**COLTS (SEASON)**

MOST		FEWEST	
62	1997	13	2009
58	1984	14	1999/04/08
57	1991	15	2006
53	1986	16	2010
52	1979/17		

OPP (SEASON)

MOST		FEWEST	
59	1975	11	1982
57	1964	13	1981
56	1976	20	2000
47	1966	21	1974
47	1977	21	1993

COLTS MOST (GAME)

12	vs. St.L. 10/26/80
10	vs. T.B. 9/9/79
8	at Buf 12/1/74
8	vs. N.E. 11/26/78
8	vs. Sea 9/14/97
8	at Det 11/23/97

OPP MOST (GAME)

11	at LA Rams 11/22/64
11	vs. Cle 9/6/92
10	at Buf 11/13/77
10	at K.C. 11/2/80
10	vs. Jax 10/22/17

YARDS LOST - SACKS**COLTS (SEASON)**

MOST		FEWEST	
487	1991	86	2008
480	1978	89	2006
436	1984	90	2009
424	1990	91	2010
418	1997	95	2005

OPP (SEASON)

MOST		FEWEST	
496	1975	97	1982
489	1964	100	1981
461	1976	121	1993
407	1961	155	1959
401	1966	157	2006

COLTS YDS LOST SACKS (GAME)

91	vs. N.E. 11/26/78
73	vs. K.C. 9/28/70
73	vs. St.L. 10/26/80
72	at Buf 12/1/74
72	vs. Cle 2/1/91

OPP YDS LOST SACKS (GAME)

102	at LA Rams 11/22/64
97	at Min 9/23/62
76	at Buf 10/10/71
75	at Min 11/17/63
74	at NYJ 10/26/75
74	vs. T.B. 10/3/76

TURNOVERS**PASSES HAD INTERCEPTED****COLTS (SEASON)**

MOST		FEWEST	
30	1978	8	1975
29	1961	9	1964/06
28	1998	10	76/82/03/04/13
27	1953/66/69	11	58/95/96/05

OPP (SEASON)

MOST		FEWEST	
40	1959	5	1982
35	1958	8	1998
32	1967	8	2011
30	1960	9	1990
30	1977		

COLTS MOST (GAME)

8	vs. NYJ 9/23/73
6	at G.B. 10/8/61
6	vs. Mia 9/10/78
6	at S.D. 11/11/07

OPP MOST (GAME)

7	vs. LA Rams 12/4/54
7	vs. Chi 10/2/60

MOST BOTH TEAMS

9	at Phi 11/15/53
9	at NYJ 10/18/70
9	vs. NYJ 9/23/73

FUMBLES**COLTS (SEASON)**

MOST		FEWEST	
41	1986	10	1998
38	1978	11	2009
37	1972	13	1967/06/08
36	1979	14	2005/07/10/13
36	1987		

OPP (SEASON)

MOST	FEWEST
43 1987	11 2012
42 1953	11 1982
41 1986	14 1970
37 2002	15 2011
36 1978/04	16 2000/01

COLTS MOST (GAME)

7 vs. Mia 10/23/83
6 at NYJ 11/14/71
6 vs. NYJ 9/28/86
6 at NYJ 11/16/86
6 vs. Jax 11/23/14

OPP MOST (GAME)

8 at N.E. 10/7/73

FUMBLES LOST**COLTS (SEASON)**

MOST	FEWEST
25 1963	4 2013
22 1972	5 98/07/08/09
21 1953	7 2004/16
21 1979	8 55/67/88/05/10
20 1986/93	

OPP (SEASON)

MOST	FEWEST
27 1953	3 2012
25 1987	6 1982
22 1973	8 1961/67/00/15
21 1976	
20 1978/88	

COLTS MOST (GAME)

5 at Det 10/20/57
5 at G.B. 9/29/63

OPP MOST (GAME)

5 vs. LA Rams 11/23/58

TOTAL TURNOVERS**COLTS (SEASON)**

MOST	FEWEST
48 1953	14 2013
47 1978	17 04/08
44 1962	18 1975
42 1961	19 1964/05/06/07
40 1979	

OPP (SEASON)

MOST	FEWEST
56 1953	11 1982
52 1958	15 2012
49 1959	17 2011
47 1977	19 1998
45 1987	21 93/10

COLTS MOST (GAME)

8 at G.B. 10/8/61 (6i/2f)
8 vs. Cle 9/26/71 (5i/3f)
8 vs. NYJ 9/23/73 (8i)

OPP MOST (GAME)

9 vs. LA Rams 11/23/58 (5f/4i)
9 at LA Rams 12/4/54 (7i/2f)
8 at S.F. 11/29/54 (5i/3f)
8 vs. Chi 10/2/60 (7i/1f)
8 at Phi 11/15/63 (6i/2f)

TURNOVER DIFFERENTIAL**COLTS (SEASON)**

BEST	WORST
+30 1958	-18 1961
+26 1959	-14 1969
+23 1975	-14 1993
+22 1964	-14 1998
+21 1977	-13 1974
	-13 2001

PENALTIES**COLTS (SEASON)**

MOST	FEWEST
137 1979	51 1960
122 1992	52 1967
120 1983	52 1982
108 2015	53 1956
106 1981/97/98/04	55 1958

OPP (SEASON)

MOST	FEWEST
133 2015	58 1963
130 1999	59 1960
128 2012	59 1964
125 2016	59 1982
123 2003	60 57/58

COLTS MOST (GAME)

16 at Den 12/11/83
15 at Buf 9/18/83
14 at K.C. 9/2/79
14 at Buf 9/21/97

OPP MOST (GAME)

19 vs. Buf 9/23/01
17 vs. Pit 10/30/77
16 vs. Chi 12/5/65
15 vs. Chi 11/21/54
15 at NYJ 9/8/96
15 vs. S.D. 11/3/96
15 at N.E. 9/19/99

COLTS FEWEST (GAME)

0 vs. S.F. 10/26/69
0 at GBM 9/10/66
0 vs. NYJ 10/30/94
0 at K.C. 12/15/96
0 at Cle 12/26/99

OPP FEWEST (GAME)

0 at LA Rams 12/18/65
0 vs. St.L. 10/12/64

YARDS PENALIZED**COLTS (SEASON)**

MOST	FEWEST
1239 1979	433 1982
986 1983	458 1967
958 1992	483 1973
943 1995	504 1960
931 2015	507 1956

OPP (SEASON)

MOST	FEWEST
1208 2012	466 1982
1168 2015	486 1956
1159 2016	538 1960
1093 1999	543 2008
1032 1970	546 1957

COLTS MOST (GAME)

153 at Buf 9/18/83
151 at Buf 10/19/86
131 at Ten 10/23/16
127 at Chi 10/16/55
126 at Mia 10/15/87

OPP MOST (GAME)

148 vs. Chi 11/21/54
146 vs. N.E. 11/4/07
145 at Jax 10/2/16
142 vs. Chi 12/5/65
139 vs. Dal 10/15/72

PUNTS**COLTS (SEASON)**

MOST	FEWEST
101 1979	42 1961
98 1984	46 1982
94 1978	48 2006
91 1983	49 1966/67/
88 2011	68

OPP (SEASON)

MOST	FEWEST
95 1979	41 1982
90 2014	47 73/06
88 1971	48 1981
83 1975/99/14	50 1959
82 1987/00	52 2004

COLTS MOST (GAME)

12 at NYJ 9/25/77
12 at Buf. 10/6/96
11 at Chi 10/10/54
11 at S.F. 11/29/64
11 at Mia 11/11/73
11 at N.E. 10/19/75

OPP MOST (GAME)

11 vs. NYJ 9/19/71
11 at K.C. 9/2/79
11 at Buf 10/6/96
11 vs. Hou 12/1/02
11 vs. Cin 10/19/14

MOST BOTH TEAMS

23 at Buf. 10/6/96
21 at K.C. 9/2/79
20 vs. Den 9/11/83
20 vs. Hou 12/1/02
20 vs. N.O. 10/25/15

COLTS FEWEST (GAME)

0 vs. Cle 11/1/59
0 vs. Det 11/19/67
0 at S.D. 11/7/76
0 vs. N.E. 9/1/91
0 vs. Buf 9/23/01

COLTS FEWEST (GAME) cont...

0 vs. Ten 12/5/04
0 at Hou 10/23/05

OPP FEWEST (GAME)

0 at S.F. 12/13/53
0 vs. G.B. 11/6/60
0 at Dal 9/4/78
0 at Phi 11/15/81
0 at Buf 9/9/90
0 vs. Jax 12/2/07

AVERAGE**COLTS (SEASON)****BEST****WORST**

48.41	2016	34.47	1957
47.67	2015	36.21	1979
47.57	2012	37.14	1974
46.70	2014	37.19	1954
46.57	2011	37.29	1958

OPP (SEASON)**BEST****WORST**

47.52	2016	35.74	1978
47.50	2014	36.21	1977
47.04	2012	36.89	1976
46.41	1960	37.17	1987
46.06	1997	37.40	1973

**INTERCEPTION RETURN
YARDS****COLTS (SEASON)****MOST****FEWEST**

577	1959	75	1985
514	1958	87	1974
493	1975	97	1998
483	1968	100	2016
453	1967	106	1969

OPP (SEASON)**MOST****FEWEST**

545	2001	111	1975
529	1978	117	1983
469	1953	119	1964
461	1992	119	2011
438	1966	125	2003

COLTS MOST (GAME)

144 vs. G.B. 11/2/58
138 at Chi 11/17/57
136 at S.F. 10/13/68
135 vs. Cle 12/10/89
126 at N.E. 12/11/94

OPP MOST (GAME)

162 at Den 11/27/77
161 at G.B. 10/19/08
143 vs. S.D. 11/4/84
132 vs. N.E. 11/15/92
129 vs. NYJ 12/15/74

COLTS MOST TDS (SEASON)

4 1959/65/68/75/96/12/15
3 1967/70/94

OPP MOST TDS (SEASON)

6 2001
4 1973/92/10/17

PUNT RETURNS**COLTS (SEASON)****MOST****FEWEST**

53	1963	12	1981
48	1955	14	1982
48	1964	22	2008/16
45	1965	23	1960/06
45	1966/14	24	73/04/05

OPP (SEASON)**MOST****FEWEST**

62	1984	15	1960
55	1983	17	2016
53	1978	18	1961
52	1986	19	1963
51	1975/89	19	1968

COLTS MOST (GAME)

9 at LA Rams 11/22/64
9 at K.C. 9/2/79
8 vs. Det 10/10/65
8 vs. NYJ 9/19/71
8 vs. T.B. 10/3/76
8 at N.E. 11/11/90

OPP MOST (GAME)

9 vs. LA Rams 11/27/66
8 vs. Buf 10/13/74
8 vs. Den 10/22/78
8 vs. S.D. 11/26/89
8 vs. N.O. 10/25/15

YARDS**COLTS (SEASON)****MOST****FEWEST**

485	1963	56	1981
453	1964	78	1982
449	1985	108	2011
447	1996	127	1960
439	1975	129	1973

OPP (SEASON)**MOST****FEWEST**

642	1983	48	1960
600	1984	62	1968
572	1985	71	1955
558	1989	109	1957
550	2011	119	1963

COLTS MOST (GAME)

164 vs. NYJ 9/19/71
148 at GBM 10/14/56
141 vs. S.D. 11/3/96
124 at N.E. 11/11/90
111 vs. Buf 11/25/12

OPP MOST (GAME)

145 vs. St.L. 11/10/13
123 at K.C. 11/2/80
117 vs. N.E. 11/15/09
117 at N.E. 11/18/12
114 at G.B. 12/7/68

COLTS LEAST (GAME)

-8 at S.D. 10/23/88
-5 at Pit 11/22/92
-5 at S.D. 11/11/07

OPP LEAST (GAME)

-5 vs. Hou 9/13/92
-4 vs. Phi 12/6/70

COLTS MOST TDS (SEASON)

2 1992

OPP MOST TDS (SEASON)

3 2015
2 1956

FAIR CATCHES**MOST (SEASON)****COLTS****OPP**

34	1971	24	1979
28	2015	23	2015
26	1970	22	2010/17
25	2005/13/14	21	73/00/11
24	1992/10/11		

COLTS MOST (GAME)

6 vs. Cin 10/19/14
6 vs. Jax 10/4/15
5 vs. Det 12/7/69
5 at N.E. 10/3/71
5 vs. LA Rams 11/8/71
5 vs. G.B. 10/7/12

OPP MOST (GAME)

6 at S.F. 10/13/68
6 vs. Jax 10/22/17
5 at Mia 11/11/79

KICKOFF RETURN**COLTS (SEASON)****MOST****FEWEST**

84	1981/01	31	2011
74	1978	32	1971/16
74	1986	34	1958
71	1998	38	1959/68/14
70	1979		

OPP (SEASON)**MOST****FEWEST**

93	2003	8	2015
92	2004	19	2011
89	2005	25	1982
87	2001	26	2014
83	1999	29	1954

COLTS MOST (GAME)

9 at Chi 10/21/56
9 at N.E. 11/18/79
9 at Buf 9/21/97
9 at Balt 12/2/01
9 vs. S.D. 11/28/10

OPP MOST (GAME)

10 vs. Buf 12/12/76
9 vs. Den 10/31/88
9 at N.O. 9/28/03
9 vs. Ten 12/5/04

YARDS**COLTS (SEASON)**

MOST		FEWEST	
1832	2001	578	2011
1651	1981	679	1971
1648	1978	753	1982
1545	2004	792	1959
1510	2003	804	2016

OPP (SEASON)

MOST		FEWEST	
2029	06/07	156	2015
2006	2001	538	1982
1999	2003	551	1993
1978	2005	573	1991
1960	2004	584	2011

COLTS MOST (GAME)

274	vs. NYJ	9/24/72
252	vs. S.D.	12/26/04
219	at Dal	9/4/78
213	vs. Sea	9/14/97
204	at Chi	10/21/56
204	vs. Cin	10/11/81

OPP MOST (GAME)

268	at Sea	10/15/00
266	at Hou	10/23/05
249	vs. NYJ	11/16/03
233	at Hou	9/23/07
230	vs. Chi	10/4/58
230	vs. N.E.	12/21/75

COLTS LEAST (GAME)

0 (26 times)

OPP LEAST (GAME)

-2 at G.B. 10/19/08

COLTS MOST TDS (SEASON)

2 1958/68

OPP MOST TDS (SEASON)3 2007
2 1977/03/06**OPPONENTS BEST GAMES****SCORING****MOST POINTS**

33	Paul Hornung vs. G.B.	10/8/61
30	Jim Brown vs. Cle	11/1/59
30	Paul Hornung vs. G.B.	12/12/65
24	Marshall Faulk at St.L	12/30/01
24	Jonas Gray vs. N.E.	11/16/14

MOST KICK-SCORING POINTS

18	Nate Kaeding vs. S.D.	11/28/10
18	Ryan Succop at Ten	10/16/17
17	Greg Davis at S.D.	10/26/97
17	John Hall vs. NYJ	12/23/01
17	Shayne Graham at Hou	12/16/12
16	Curt Knight at Was	11/18/73
16	Jason Staurovsky vs. N.E.	12/3/89
16	Doug Pelfrey vs. Cin	9/3/95
16	Olindo Mare vs. Mia	12/31/06
16	Nick Novak vs. Hou	12/11/16

MOST TOUCHDOWNS

5	Jim Brown vs. Cle	11/1/59
5	Paul Hornung vs. G.B.	12/12/65
4	Paul Hornung at G.B.	10/8/61
4	Marshall Faulk at St.L	12/30/01
4	Jonas Gray vs. N.E.	11/16/14

MOST PATS

8	John Kasay at N.O.	10/23/11
8	Stephen Gostkowski at N.E.	11/18/12
7	George Blanda at Chi	10/21/56
7	Fred Cox at Min	9/28/69
7	Shaun Suisham at Pit	10/26/14

MOST PAT ATTEMPTS

8	George Blanda at Chi	10/21/56
8	John Kasay at N.O.	10/23/11
8	Roger Leclerc vs. Chi	11/25/62
7	Fred Cox at Min	9/28/69
7	Shaun Suisham at Pit	10/26/14
7	Jason Myers at Jax	12/13/15

MOST FIELD GOALS

5	Curt Knight at Was	11/18/73
5	Jason Staurovsky at N.E.	12/3/89
5	Doug Pelfrey vs. Cin	9/3/95
5	Greg Davis at S.D.	10/26/97
5	John Hall vs. NYJ	12/23/01
5	Olindo Mare vs. Mia	12/31/06
5	Ryan Longwell at Min	9/14/08
5	Billy Cundiff at Balt	11/22/09
5	Nate Kaeding vs. S.D.	11/28/10
5	Shayne Graham at Hou	12/16/12
5	Nick Novak vs. Hou	12/11/16
5	Ryan Succop at Ten	10/16/17

MOST FIELD GOAL ATTEMPTS

7	Jason Staurovsky at N.E.	12/3/89
6	Pat Leahy at NYJ	11/29/81
6	Greg Davis at S.D.	10/26/97
6	Scott Norwood at Buf	9/9/90
6	John Hall vs. NYJ	12/23/01
6	Ryan Longwell at Min	9/14/08
6	Billy Cundiff at Balt	11/22/09

LONGEST FIELD GOAL

60	Rob Bironas at Ten	12/3/06
59	Josh Scobee at Jax	10/3/10
59	Sebastian Janikowski at Oak	12/26/10
56	Chip Lohmiller vs. Was	12/22/90
56	Kris Brown vs. Hou	11/8/09

RUSHING**MOST ATTEMPTS**

37	Jonas Gray vs. N.E.	11/16/14
35	Curtis Martin at N.E.	11/24/96
33	Rodney Hampton at NYG	12/12/93
33	Fred Jackson at Buf	1/3/10
33	Arian Foster at Hou	9/12/10

MOST YARDS

231	Arian Foster at Hou	9/12/10
226	Jamaal Charles at K.C.	12/23/12
216	Barry Sanders at Det	11/23/97
212	Fred Jackson at Buf	1/3/10
205	Dan Towler vs. LA Rams	11/22/53

HIGHEST AVG. (7 ATT. MIN)

14.6	Dan Towler vs. LA Rams	11/22/53
14.6	Fred Taylor at Jax	12/10/06
13.6	T.J. Yeldon vs. Jax	10/22/17
13.3	Floyd Reid vs. G.B.	10/31/53
12.7	Nick Pietrosante at Det	10/23/60

LONGEST RUSH

86t	Jamaal Charles at K.C.	12/23/12
83t	Michael Turner vs. S.D.	12/18/05
81t	Rick Casares at Chi	10/16/55
80t	Barry Sanders at Det	11/23/97
78t	O.J. Simpson at Buf	10/14/73
78t	Kenneth Davis at Buf	10/6/91

MOST TOUCHDOWNS

5	Jim Brown vs. Cle	11/1/59
4	Jonas Gray vs. N.E.	11/16/14

PASSING**MOST ATTEMPTS**

62	Joe Namath at NYJ	10/18/70
57	Kyle Orton at Den	9/26/10
52	Kurt Warner at Ari	9/27/09
52	Eli Manning at NYG	11/3/14
51	Steve Young at S.F.	10/18/98

MOST COMPLETIONS

40	Ben Roethlisberger at Pit	10/26/14
37	Kyle Orton at Den	9/26/10
34	Joe Namath at NYJ	10/18/70
33	Steve Young at S.F.	10/18/98
33	Seneca Wallace vs. Sea	10/4/09
33	Brian Hoyer vs. Chi	10/9/16

MOST YARDS

522	Ben Roethlisberger at Pit	10/26/14
496	Joe Namath vs. NYJ	9/24/72
476	Kyle Orton at Den	9/26/10
469	Vinny Testaverde vs. T.B.	10/16/88
449	Joe Kapp at Min	9/28/69

HIGHEST COMP. PCT. (MIN. 20 ATT.)

90.0	Tony Romo at Dal	12/21/14 (18-20)
88.6	Drew Brees at N.O.	11/23/11 (31-35)
86.4	Aaron Brooks at N.O.	11/18/01 (19-22)
86.2	Ken Stabler vs. Oak	10/28/73 (25-29)
85.7	Ken Stabler at Hou	9/21/80 (18-21)

LONGEST COMPLETION

99t	Karl Sweetan to Pat Studstill vs. Det	10/16/66
95t	Todd Collins to Quinn Early vs. Buf	12/1/96
92t	Roger Staubach to Tony Dorsett at Dal	9/4/78
91t	Tom Brady to David Patten vs. N.E.	10/21/01
88t	Jim Plunkett to Randy Vataha vs. N.E.	12/19/71

MOST TD PASSES

7	Joe Kapp at Min	9/28/69
6	Joe Namath vs. NYJ	9/24/72
6	Ben Roethlisberger at Pit	10/26/14
5	Dan Fouts at S.D.	12/26/82
5	Mark Malone at Pit	9/8/85
5	Drew Brees at N.O.	10/23/11

MOST INTERCEPTIONS

7	Zeke Bratkowski vs. Chi 10/2/60
6	Norm Van Brocklin at LA Rams 12/4/54
6	Joe Namath at NYJ 10/18/70

MOST ATTS NO INTS (GAME)

51	Steve Young at S.F. 10/18/98
50	Blake Bortles vs. Jax 10/4/15
49	Ben Roethlisberger at Pit 10/26/14
48	Dan Marino at Mia 9/15/85
47	Donovan McNabb at Phil 11/10/02
47	Colt McCoy vs. Was 11/30/14

RECEPTIONS**MOST RECEPTIONS**

21	Brandon Marshall vs. Den 12/13/09
13	Al Toon vs. NYJ 11/6/88
13	Calvin Johnson at Det 12/2/12
12	Eddie Bell at NYJ 10/18/70
12	Henry Ellard at LA Rams 9/17/89
12	Keith Byars at Phil 9/30/90
12	Ben Coates vs. N.E. 11/27/94
12	Jabar Gaffney at Den 9/26/10
12	Andre Johnson vs. Hou 12/30/12

MOST YARDS

231	Dave Parks vs. S.F. 10/3/65
230	Henry Ellard at LA Rams 9/17/89
229	Andre Johnson vs. Hou 11/3/13
210	Drew Hill vs. Hou 12/22/85
206	Cris Collinsworth at Cin 10/2/83

AVG. GAIN (3 REC. MIN)

50.3	Jack Snow vs. LA Rams 10/15/67
48.0	Harlon Hill at Chi 10/10/54
41.7	Stanley Morgan at N.E. 9/18/78
41.7	Raghib Ismail at Oak 10/22/95
41.3	Nat Moore vs. Mia 10/10/76

TOUCHDOWNS

3	(22 times) Last: Antonio Brown vs. Pit 11/24/16
---	---

INTERCEPTIONS**MOST INTERCEPTIONS**

3	Jim David vs. Det 10/6/56
3	Jack Christiansen at Det 11/7/53
3	Jack Butler vs. Pit 11/3/57
3	Jim Kerr at Was 11/26/61
3	Johnny Robinson vs. K.C. 9/28/70
3	Rich Sowell vs. NYJ 9/23/73
3	Antonio Cromartie at S.D. 11/11/07

MOST RETURN YARDS

105	Henry Jones at Buf 9/20/92
99	Aaron Rouse at G.B. 10/19/08
92	Erik McMillan at NYJ 10/1/89
87	Bobby Dillon at GBM 10/14/56
87	Dave Robinson vs. G.B. 12/12/65
87	Alfonzo Dennard at N.E. 11/18/12

LONGEST RETURN

99t	Aaron Rouse at G.B. 10/19/08
92t	Eric McMillan at NYJ 10/1/89
87t	Dave Robinson vs. G.B. 12/12/65

LONGEST RETURN cont...

87t	Alfonzo Dennard at N.E. 11/18/12
82t	Henry Jones at Buf 9/20/92
82t	Chris Singleton vs. N.E. 11/15/92

TOUCHDOWNS

2	Henry Jones at Buf 9/20/92
---	----------------------------

PUNTING**MOST (GAME)**

11	Steve O'Neal vs. NYJ 9/19/71
11	Bob Grupp at K.C. 9/2/79
11	Chris Mohr at Buf 10/6/96
11	Chad Stanley vs. Hou 12/1/02
11	Kevin Huber vs. Cin 10/19/14

MOST YARDS

558	Kevin Huber vs. Cin 10/19/14
511	Bob Grupp at K.C. 9/2/79
487	Thomas Morstead vs. N.O. 10/25/15
450	Steve O'Neal vs. NYJ 9/19/71
444	Chris Mohr at Buf 10/6/96

BEST AVG. (4-MIN)

55.6	Tom Tupa vs. N.E. 9/7/97
55.5	Shane Lechler vs. Oak 10/10/04
54.7	Brett Kern at Ten 12/28/14
54.5	Shane Lechler at Hou 10/9/14
53.8	Brad Nortman at Jax 10/2/16

LONGEST PUNT

79	Chuck Ramsey vs. NYJ 10/15/78
79	Brett Kern at Ten 12/28/14
78	Brad Nortman at Jax 10/2/16
76	Larry Barnes at S.F. 12/8/57
76	Bobby Walden at Min 10/22/67

PUNT RETURNS**MOST (GAME)**

8	Rick Upchurch vs. Den 10/22/78
8	Phil McConkey vs. S.D. 11/26/89
8	Marcus Murphy vs. N.O. 10/25/15
7	Danny Reece vs. T.B. 9/9/79
7	Dino Hall at Cle 10/26/81
7	Willie Drewery at Hou 11/23/86
7	Chris Hale at Buf 9/20/92
7	Eric Guliford at Car 12/3/95

MOST YARDS

145	Tavon Austin vs. St.L. 11/10/13
123	J.T. Smith at K.C. 11/2/80
117	Wes Welker vs. N.E. 11/15/09
117	Julian Edelman at N.E. 11/18/12
111	Antwaan Randle-El vs. Was 10/22/06

LONGEST RETURN

98t	Tavon Austin vs. St.L. 11/10/13
91t	Nate Burleson vs. Min 11/8/04
87t	Antwaan Randle-El vs. Was 10/22/06
83t	Omar Bolden vs. Den 11/8/15
80t	Stanley Morgan at N.E. 11/18/79

HIGHEST AVG. (2 MIN)

58.5	Julian Edelman at N.E. 11/18/12
55.5	Antwaan Randle-El vs. Was 10/22/06
48.0	Nate Burleson vs. Min 11/8/04
45.5	Jake Scott at Mia 11/22/70
44.0	Willie Wood at G.B. 10/8/61

MOST FAIR CATCHES

6	Jaydon Mickens vs. Jax 10/22/17
4	Kermit Alexander at S.F. 10/13/68
4	Thom Darden at Cle 9/16/73
4	Rod Woodson vs. Pit 10/6/91
4	Rod Woodson at Pit 11/22/92
4	Walter Stanley at N.E. 12/6/92
4	Jeff Ogden at Mia 12/17/00
4	Quan Cosby vs. Cin 11/14/10
4	Keshawn Martin at Hou 10/9/14

KICKOFF RETURNS**MOST (GAME)**

8	Allen Rossum at Phil 11/21/99
8	Chris Johnson vs. St.L. 10/17/05
8	Tab Perry at Cin 11/20/05

MOST YARDS

266	Jerome Mathis at Hou 10/23/05
242	Jonathan Carter vs. NYJ 11/16/03
233	Jerome Mathis at Hou 9/23/07
211	Roell Preston vs. G.B. 11/16/97
206	Allen Carter vs. N.E. 12/21/75

LONGEST RETURN

106t	Brad Smith vs. NYJ 12/27/09
103t	Tom Wilson vs. LA Rams 11/25/56
103t	Herb Adderley at G.B. 11/18/62
103t	Justin Miller at NYJ 10/1/06
102t	Curtis Brown at Buf 9/24/78

LONGEST NON-SCORING RETURN

96	Joe Arenas at S.F. 12/16/56
----	-----------------------------

HIGHEST AVG. (2 MIN)

67.3	Lenny Lyles at S.F. 12/18/60
62.0	Willie Galimore vs. Chi 10/4/58
61.5	Tom Wilson vs. LA Rams 11/25/56
60.0	Lance Rentzel at Min 11/14/65

FUMBLE RETURNS**LONGEST**

80t	Phil Wise at NYJ 12/2/73
78t	Darrell Green at Was 11/7/93
75t	Derrol Ray at NYJ 9/7/80

OPPONENTS CAREER**BEST****MOST POINTS**

207	Pat Leahy N.Y. Jets
143	Steve Christie T.B./Buf
140	Josh Scobee Jacksonville
138	Paul Hornung Green Bay
122	Adam Vinatieri New England
122	Rob Bironas, Tennessee

MOST TOUCHDOWNS (R-P-RT)

16	Paul Hornung Green Bay (13-3-0)
16	Andre Reed Buffalo (0-16-0)
14	Stanley Morgan New England (0-13-1)
14	Maurice Jones-Drew Jax (10-3-1)
13	Rick Casares Chicago (11-2-0)
13	Jim Taylor G.B./N.O. (12-1-0)

MOST PATS

69	Pat Leahy N.Y. Jets
52	John Smith New England
47	Adam Vinatieri New England
42	George Blanda Chi/Oak

MOST PAT ATTEMPTS

74	Pat Leahy N.Y. Jets
56	John Smith New England
47	Adam Vinatieri New England
44	Uwe Von Schamann Miami
43	George Blanda Chi/Oak
43	Garo Yepremian Det/Mia

MOST FGS

46	Pat Leahy N.Y. Jets
35	Steve Christie T.B./Buf
35	Josh Scobee Jacksonville
31	Rob Bironas Tennessee
27	Olindo Mare Mia/N.O./Sea/Car

MOST FG ATTS

62	Pat Leahy N.Y. Jets
45	Josh Scobee Jacksonville
44	Steve Christie T.B./Buf
38	Rob Bironas Tennessee
34	Garo Yepremian Det/Mia

MOST CONSECUTIVE FGS

18	Tony Franklin Phil/N.E.
15	Adam Vinatieri* New England
13	Nate Kaeding* San Diego
13	Olindo Mare Miami
12	John Smith New England
12	Rob Bironas Tennessee

MOST 50+ FGS

5	Rob Bironas Tennessee
5	Josh Scobee Jacksonville
4	Jason Hanson Detroit
2	John Carney S.D./N.O.
2	Steve Christie T.B./Buf
2	Sebastian Janikowski Oakland
2	Nate Kaeding San Diego
2	Chip Lohmiller Washington
2	Jim Martin Det/Bal/Was
2	Nick Novak Houston
2	Pete Stoyanovich Mia/K.C.

MOST RUSHING ATTEMPTS

345	Curtis Martin N.E./NYJ
304	Thurman Thomas Buffalo
271	Maurice Jones-Drew Jacksonville
251	Jim Taylor G.B./N.O.
250	O.J. Simpson Buffalo

MOST RUSHING YARDS

1645	Curtis Martin N.E./NYJ
1428	Maurice Jones-Drew Jacksonville
1251	Fred Taylor Jacksonville
1230	Thurman Thomas Buffalo
1197	O.J. Simpson Buffalo

MOST RUSHING TOUCHDOWNS

13	Paul Hornung Green Bay
12	Jim Taylor G.B./N.O.
11	Rick Casares Chicago
10	Antowain Smith Buf/N.E.
10	Maurice Jones-Drew Jacksonville

MOST 100+ GAMES

9	Curtis Martin N.E./NYJ
8	Maurice Jones-Drew Jacksonville
7	Freeman McNeil N.Y. Jets
6	O.J. Simpson Buffalo
6	Fred Taylor Jacksonville

MOST PASSING ATTEMPTS

1030	Dan Marino Miami
518	Drew Bledsoe N.E./Buf
512	John Brodie San Francisco
500	Joe Ferguson Buffalo
500	Jim Kelly Buffalo

MOST PASSING COMPLETIONS

624	Dan Marino Miami
315	Drew Bledsoe N.E./Buf
300	Jim Kelly Buffalo
287	Tom Brady New England
275	John Brodie San Francisco

MOST PASSING YARDS

7537	Dan Marino Miami
3752	Jim Kelly Buffalo
3667	Joe Ferguson Buffalo
3622	Drew Bledsoe N.E./Buf
3570	Steve Grogan New England

MOST PASSING TOUCHDOWNS

54	Dan Marino Miami
31	Joe Ferguson Buffalo
29	Tom Brady New England
28	Jim Kelly Buffalo
25	Drew Bledsoe N.E./Buf

MOST PASSES INTERCEPTED

29	John Brodie San Francisco
27	Bart Starr Green Bay
24	Y.A. Tittle S.F./N.Y.G.
24	Steve Grogan New England
22	Bill Wade LA Rams/Chi.

MOST 300+ GAMES

7	Dan Marino Miami
5	Warren Moon Hou./Sea.
5	Tom Brady New England
4	Bill Wade LA Rams/Chi.
3	Joe Namath N.Y. Jets
3	Brian Sipe Cleveland
3	Brett Favre Green Bay
3	Ben Roethlisberger, Pittsburgh

MOST RECEPTIONS

128	Andre Reed Buffalo
125	Andre Johnson Houston
79	Al Toon N.Y. Jets
79	Stanley Morgan New England
74	Irving Fryar N.E./Mia./Phi/Was

MOST RECEPTION YARDS

1718	Andre Reed Buffalo
1621	Andre Johnson Houston
1615	Stanley Morgan New England
1094	Billy Wilson San Francisco
1072	Tony Martin Atl./Mia./S.D.

MOST TOUCHDOWN RECEPTIONS

16	Andre Reed Buffalo
13	Stanley Morgan New England
11	Nat Moore Miami
10	Andre Johnson Houston
8	Howard Cassady Detroit
8	Billy Walker N.Y. Jets
8	Billy Wilson San Francisco
8	Billy Howton G.B./Dal.
8	Howard Cassady Detroit
8	Tony Martin Atl./Mia./S.D.
8	Bill McCall Chicago

MOST 100+ GAMES

8	Stanley Morgan New England
6	Andre Johnson Houston
5	Tony Martin Atl./Mia./S.D.
4	Harlon Hill Chicago
4	Jimmy Smith Jacksonville

MOST INTERCEPTIONS

11	Bobby Dillon Green Bay
10	Jack Christiansen Detroit
9	Dick LeBeau Detroit
8	Michael Haynes N.E./Oak

MOST INTERCEPTION YARDS

181	Bobby Dillon Green Bay
172	Herb Adderley Green Bay
140	Michael Haynes N.E./Oak
139	Hank Gremminger Green Bay
137	Glenn Blackwood Miami

MOST TOUCHDOWNS

2	Kevin Burnett Dal/S.D.
2	Henry Jones Buffalo
2	Ty Law New England
2	Otis Smith N.E./NYJ

MOST PUNTS

106	Chris Mohr Buf/Atl
83	John Kidd Buf/S.D./Mia/NYJ
81	Tommy Davis San Francisco
78	Rich Camarillo N.E./Ariz/Hou
78	Reggie Roby Mia/Was/S.F.

MOST PUNT YARDS

4278	Chris Mohr Buf/Atl
3603	Tommy Davis San Francisco
3574	John Kidd Buf/S.D./Mia/NYJ
3445	Reggie Roby Mia/Was/S.F.
3425	Brian Hansen N.O./N.E./Cle/NYJ

HIGHEST AVERAGE (MIN. 25 ATT.)

48.1 Shane Lechler Oak/Hou
47.7 Kevin Huber, Cincinnati
46.5 Boyd Dowler Green Bay
46.5 Yale Lary Detroit
45.8 Brian Moorman Buffalo

MOST TOUCHBACKS

12 Chris Mohr Buffalo
11 Rich Camarillo N.E./Ariz/Hou
9 Yale Lary Detroit
9 Lee Johnson Cin/Cle/N.E./Ten
8 Tom Tupa Cle/N.E./NYJ/T.B.
8 Craig Hentrich G.B./Ten

MOST INSIDE 20

27 Rich Camarillo N.E./Ariz/Hou
26 John Kidd Buf/S.D./Mia/NYJ
26 Chris Mohr Buf/Atl
24 Reggie Roby Mia/Was/S.F.
23 Brett Kern Ten/Den

MOST INSIDE 20

27 Rich Camarillo N.E./Ariz/Hou
26 John Kidd Buf/S.D./Mia/NYJ
26 Chris Mohr Buf/Atl
24 Reggie Roby Mia/Was/S.F.
23 Brett Kern Ten/Den