



BEARS



VS



CHICAGO BEARS vs DETROIT LIONS

SAT DEC 16 2017 3:30PM FORD FIELD



2017 CHICAGO BEARS SCHEDULE

(4-9, 4th NFC NORTH)

| DAY | DATE | OPPONENT | TIME/RESULT | TV |
|---------------|---------------------|-----------------|----------------------|-------------|
| SUNDAY | SEPTEMBER 10 | FALCONS | L, 17-23 | FOX |
| Sunday | September 17 | at Tampa Bay | L, 7-29 | FOX |
| SUNDAY | SEPTEMBER 24 | STEELERS | W, 23-17 (ot) | CBS |
| Thursday | September 28 | at Green Bay | L, 14-35 | CBS/NFLN |
| MONDAY | OCTOBER 9 | VIKINGS | L, 17-20 | ESPN |
| Sunday | October 15 | at Baltimore | W, 27-24 (ot) | FOX |
| SUNDAY | OCTOBER 22 | PANTHERS | W, 17-3 | CBS |
| Sunday | October 29 | at New Orleans | L, 12-20 | FOX |
| Sunday | November 5 | Bye | | |
| SUNDAY | NOVEMBER 12 | PACKERS | L, 16-23 | FOX |
| SUNDAY | NOVEMBER 19 | LIONS | L, 24-27 | FOX |
| Sunday | November 26 | at Philadelphia | L, 3-31 | FOX |
| SUNDAY | DECEMBER 3 | 49ERS | L, 14-15 | CBS |
| Sunday | December 10 | at Cincinnati | W, 33-7 | FOX |
| Saturday | December 16 | at Detroit | 3:30 p.m. | NFLN/NBC5 |
| SUNDAY | DECEMBER 24 | BROWNS | NOON | CBS |
| Sunday | December 31 | at Minnesota | Noon* | FOX |

All times are Central; **HOME GAMES IN BOLD CAPS**

* Game dates and times subject to change

NFC NORTH STANDINGS

| TEAM | W | L | T | PCT | PF | PA |
|-----------|----|---|---|------|-----|-----|
| Minnesota | 10 | 3 | 0 | .769 | 309 | 235 |
| Detroit | 7 | 6 | 0 | .538 | 338 | 329 |
| Green Bay | 7 | 6 | 0 | .538 | 285 | 302 |
| Chicago | 4 | 9 | 0 | .308 | 224 | 274 |



GAME RELEASE | WEEK 15

BEARS

CHICAGO BEARS at DETROIT LIONS

DEC 16, 2017 | 3:30PM | FORD FIELD



THE BROADCASTS

TV: NFLN (NBCS locally in Chicago)

Mike Tirico (talent)

Kurt Warner (analyst)

Heather Cox (reporter)



NETWORK

RADIO: WBBM 780 AM, 105.9 FM

Jeff Joniak (talent)

Tom Thayer (analyst)

Zach Zaidman (reporter)

WBBM
NEWSRADIO
780AM • 105.9FM

WESTWOOD ONE: **Brandon Gaudin** (talent), **Mike**

Mayock (analyst) and **Ed Werder** (sideline).

SPANISH RADIO: Univision 1200AM, Latino Mix 93.5FM

Hector Lozano (talent), **Omar Ramos** (analyst).

SiriusXM: Channel 81, internet channel 805

QUICK COMPARISON



Record 4-9 (4th NFCN)
Pts/Gm 17.2
Rush Yds/Gm 124.5
Pass Yds/Gm 167.2
Total Off/Gm 291.6
Total Def/Gm 325.5



Record 7-6 (T-2nd NFCN)
Pts/Gm 26.0
Rush Yds/Gm 76.3
Pass Yds/Gm 268.2
Total Off/Gm 344.5
Total Def/Gm 363.3

INDIVIDUAL LEADERS

PASSING

#10 Mitchell Trubisky
131-225; 1,508 yds
6 TD, 4 INT, 80.0 QBR

PASSING

#9 Matthew Stafford
307-468; 3,683 yds
23 TD, 9 INT, 97.9 QBR

RUSHING

#24 Jordan Howard
235-1,032 yds; 7 TD, 4.4 ypc

RUSHING

#21 Ameer Abdullah
150-505 yds; 3 TD, 3.4 ypc

RECEIVING

#13 Kendall Wright
43-477 yds; 1 TD, 11.1 ypc

RECEIVING

#11 Marvin Jones
51-885 yds; 8 TD, 17.4 ypc

DEFENSE

#96 Akiem Hicks
44 tackles; 7.0 sacks

DEFENSE

#69 Anthony Zettel
36 tackles; 6.5 sacks; 1 FF

SERIES HISTORY

The Bears and the Lions are meeting for the 196th time with the Bears leading the all-time series 97-73-5. The two teams split the season series in 2016 with each team winning on its home field by a field goal. The Lions took the first meeting this season at Soldier Field, also by a field goal, 27-24, on Nov. 19.

FIRST AND 10

- Ten of the last 11 meetings between the Bears and the Lions have been decided by single digits, including six of three points or fewer. The last three meetings have all been decided by a field goal.
- The Bears are 10-14-1 all-time in Saturday regular season games. Their last win on a Saturday was Dec. 14, 1996, a 27-14 win vs. San Diego at Soldier Field.
- Saturday's game will be Chicago's first Saturday road game since Dec. 14, 1985, a 19-6 win at the New York Jets.
- The Bears rank seventh in the NFL and fifth in the NFC with 124.5 rushing yards per game. Chicago rushed for 232 yards in the Week 14, marking the fourth time this season the Bears have topped 200 yards on the ground, the most 200-yard games in a season for the Bears since 1990.
- RB **Jordan Howard** is second in the NFC -- three yards behind Todd Gurley of the L.A. Rams -- and fourth in the NFL with 1,032 rushing yards to go along with seven TDs.
- Howard is the first Bear in franchise history to start their career with consecutive 1,000-yard rushing seasons.
- Howard has 12 100-yard rushing games since the start of last season, the most among all NFL players.
- QB **Mitchell Trubisky** completed a season-high 25 passes in Week 14, throwing for 271 yards with a QBR of 112.4.
- Bears rookies have accounted for 15 of Chicago's 26 touchdowns this season.
- Chicago's defense has allowed just 10 offensive touchdowns over the past 33 quarters of play.

WEEKLY MEDIA SCHEDULE

TUESDAY

11:40 a.m. Practice at Halas Hall
HC John Fox available at podium after practice
OC Dowell Loggains available at podium
QB Mitchell Trubisky available at podium
Open locker room following podium availability
Conference call times TBA

WEDNESDAY

11:40 a.m. Practice at Halas Hall
HC John Fox available at podium following practice
DC Vic Fangio available at PNC Center podium
STC Jeff Rodgers available at PNC Center podium
Open locker room following podium availability

THURSDAY

11:25 a.m. Practice at Halas Hall
HC John Fox available at podium following practice
Open locker room following Coach Fox availability

FRIDAY

No availability

SATURDAY

Bears at Lions, 3:30 p.m. CT

SUNDAY

No availability



THE COACHES



John Fox..... Coach Jim Caldwell
Bears..... Team Lions
San Diego State..... Alma Mater Iowa
16th..... Years as NFL Head Coach.....7th
3rd..... Years with Team 4th
13-32..... Record with Team 34-27
132-121..... Career Record..... 60-49
8-7..... Career Playoff Record.....2-4
5-5..... Career Record vs. Opponent 6-1
1-6..... Career Record vs. Coach 6-1

BEARS FOOTBALL STAFF

Head Coach: John Fox (named 1/16/2015)
Record at Chicago: 13-32 (3rd Season)
Career Record: 132-121 (16th Season)
Defensive Coordinator Vic Fangio
Offensive Coordinator.....Dowell Loggains
Special Teams Coordinator Jeff Rodgers
Quarterbacks Dave Ragone
Running Backs Curtis Modkins
Offensive Line Jeremiah Washburn
Wide Receivers Zach Azzanni
Offensive Assistant..... John Dunn
Offensive Assistant..... Ben McDaniels
Tight Ends Frank Smith
Assistant Offensive Line Ben Wilkerson
Linebackers Glenn Pires
Defensive Line Jay Rodgers
Defensive Quality Control..... Sean Desai
Defensive Backs..... Ed Donatell
Assistant Defensive Backs Roy Anderson
Outside Linebackers Brandon Staley
Assistant Special TeamsDerius Swinton II
Strength and Conditioning Jason George
Asst. Strength and Conditioning Pierre Ngo
Asst. Strength and Conditioning Rick Perry

BEARS MEDIA RELATIONS STAFF

VP of Communications Brandon Faber
Director of Media Relations.....Adam Widman
Media Relations Coordinator Jared Ellerson
Media Relations Assistant Aaron Clark
Public Relations Specialist Meghan Bower
Media Relations SeasonalBen Schmitz
SVP Marketing & Communications Scott Hagel
Email First Name.Last Name@Bears.NFL.Net
Media Relations Phone Number 847-295-9657

LAST TIME OUT



WEEK 14
Bears 33, Bengals 7
Paul Brown Stadium (52,002)
Sunday, Dec. 10, 2017

Table with 5 columns: Team, 1st Q, 2nd Q, 3rd Q, 4th Q. Rows for CHICAGO and CINCINNATI.

FIRST QUARTER
Bears 11:00 Howard 21 yd. run (kick failed)
Bengals 2:15 LaFell 14 yd. pass from Dalton (Bullock kick)

SECOND QUARTER
Bears 12:38 Nugent 34 yd. Field Goal
Bears 1:46 Nugent 27 yd. Field Goal

THIRD QUARTER
Bears 4:54 Trubisky 4 yd. run (Nugent kick)

FOURTH QUARTER
Bears 14:52 Shaheen 1 yd. pass from Trubisky (Nugent kick)
Bears 9:18 Howard 8 yd. run (Nugent kick)

Summary table comparing BEARS and BENGALS statistics: First Downs, 3rd Down, Total Net Yards, Off Plays, Avg Gain, Rushing Net, Passing Net, Penalties, Turnovers, Punts, TDs, FGs, TO Remain, Time of Poss.

PASSING LEADERS
BEARS- Trubisky 25-32, 271 yds, 1 TD, 0 INT.
BENGALS - Dalton 14-29, 141 yds, 1 TD, 1 INT.

RUSHING LEADERS
BEARS - Howard 23-147, 2 TD; Cohen 12-80; Trubisky 2-5, 1 TD; Burton 1-0.
BENGALS - Bernard 11-62; B. Hill 2-8.

RECEIVING LEADERS
BEARS - Wright 10-107; Bellamy 2-52; Shaheen 4-44, 1 TD; Sims 2-32; Cunningham 2-14; Bown 2-9; Howard 1-8; Cohen 2-5.
BENGALS - Bernard 6-68; Green 5-64; LaFell 3-24, 1 TD; Boyd 1-15; Erickson 1-9; Hewitt 1-6.



TEAM COMPARISON

| | BEARS | LIONS |
|-------------------------|----------------------------|-------------|
| Record | 4-9 | 7-6 |
| Division Standing | 4th (NFCN) .. T-2nd (NFCN) | |
| Turnover Margin | -1 (18th) | +4 (T-11th) |

OFFENSE (NFL RANK)

| | | |
|---------------------------|--------------|--------------|
| Net Yards Per Game | 291.6 (30th) | 344.5 (14th) |
| Yards Per Play | 4.99 (22nd) | 5.53 (11th) |
| Points Per Game | 17.2 (29th) | 26.0 (5th) |
| Possession Avg. | 28:31 | 30:09 |
| Net Rushing YPG | 124.5 (7th) | 76.3 (32nd) |
| Net Passing YPG | 167.2 (32nd) | 268.2(4th) |
| Had Intercepted/Yds | 9/161 | 10/204 |
| Sacks Allowed/Yds | 31/227 | 39/220 |
| Fumbles/Lost | 22/10 | 19/10 |
| 3rd Down Pct. | 35.2 (26th) | 38.5 (17th) |
| Red Zone TD Pct. | 61.5 (5th) | 56.8 (14th) |
| Giveaways | 19 | 20 |

DEFENSE (NFL RANK)

| | | |
|---------------------------|--------------|--------------|
| Net Yards | 325.5 (11th) | 363.3 (27th) |
| Yards Per Play | 5.15 (13th) | 5.67 (27th) |
| Points Per Game | 21.1 (14th) | 25.3 (28th) |
| Net Rushing Yds | 108.9 (14th) | 116.3 (20th) |
| Net Passing Yds | 216.6 (9th) | 247.0 (27th) |
| Interceptions/Yards | 6/232 | 13/206 |
| Sacks For/Yards | 35/229 | 26/164 |
| Opp. Fumbles/Lost | 16/12 | 16/11 |
| 3rd Down Pct. | 39.4 (18th) | 37.7 (11th) |
| Red Zone TD Pct. | 44.2 (5th) | 63.8 (29th) |
| Takeaways | 18 | 24 |

SPECIAL TEAMS (NFL RANK)

| | | |
|----------------------------------|-------|-------|
| Punts-Avg. Yds (Gross) | 46.8 | 43.8 |
| Punts-Avg. Yds (Net) | 39.6 | 40.2 |
| Punt Returns-Avg. Per | 9.1 | 14.7 |
| Punt Returns-Avg. Per Allowed .. | 11.4 | 7.0 |
| KO Returns-Avg. Per | 21.2 | 18.6 |
| KO Returns-Avg. Per Allowed | 23.7 | 21.5 |
| FG Made/Attempted | 14/20 | 25/29 |

PENALTIES

| | | |
|-------------------------------|--------|--------|
| Penalties Against/Yards | 88/705 | 82/774 |
| Opp. Penalties Against/Yds .. | 90/689 | 84/746 |

INDIVIDUAL COMPARISON

| BEARS | LIONS |
|----------------------|-------|
| PASSING YARDS | |
| Trubisky | 1,508 |
| Glennon | 833 |
| Stafford | 3,683 |
| Rudock | 24 |

RUSHING YARDS

| | |
|----------------|-------|
| Howard | 1,032 |
| Cohen | 347 |
| Trubisky | 199 |
| Abdullah | 505 |
| Riddick | 211 |
| Stafford | 90 |

RECEIVING YARDS

| | |
|--------------|-----|
| Wright | 477 |
| Cohen | 311 |
| Miller | 236 |
| Jones | 885 |
| Tate | 852 |
| Ebron | 449 |

POINTS SCORED

| | |
|---------------|-----|
| Howard | 42 |
| Cohen | 24 |
| Shaheen | 18 |
| Prater | 108 |
| Jones | 48 |
| Riddick | 30 |

INTERCEPTIONS

| | |
|-----------------|---|
| Jackson | 2 |
| Four Tied | 1 |
| Slay | 5 |
| Quin | 3 |
| Five Tied | 1 |

SACKS

| | |
|------------------|-----|
| Hicks | 7.0 |
| Floyd | 4.5 |
| McPhee | 4.0 |
| Zettel | 6.5 |
| Ansah | 6.0 |
| Washington | 2.5 |

DEFENSIVE TACKLES (PRESS BOX TOTALS)

| | |
|-----------------|----|
| Jones | 82 |
| Trevathan | 72 |
| Fuller | 63 |
| Whitehead | 86 |
| Davis | 73 |
| Quin | 65 |

KICKOFF RETURNS (AVG.)

| | |
|-------------|-----------|
| Cohen | 20 (22.7) |
| Agnew | 11 (17.8) |

PUNT RETURNS (AVG.)

| | |
|-------------|-----------|
| Cohen | 24 (9.6) |
| Agnew | 22 (16.8) |

FIELD GOALS (AVG.)

| | |
|--------------|---------------|
| Nugent | 2/2 (100.0%) |
| Prater | 25/29 (86.2%) |

PUNTS (GROSS/NET AVG.)

| | |
|--------------|----------------|
| O'Donnell .. | 67 (46.8/39.6) |
| Martin | 26 (43.4/38.6) |



LAST TIME VS. LIONS



WEEK 11
Lions 27, Bears 24
Soldier Field (60,635)
Sunday, Nov. 19, 2017

Table with 5 columns: Team, Q1, Q2, Q3, Q4. Rows for DETROIT and CHICAGO.

FIRST QUARTER

Bears 8:21 Barth 23 yd. Field Goal
Bears 3:23 Shaheen 1 yd. pass from Trubisky (Barth kick)

SECOND QUARTER

Lions 14:00 Hayden 27 yd. fumble ret (Prater kick)
Bears 8:30 Howard 12 yd. run (Barth kick)
Lions 5:17 M. Jones 28 yd. pass from Stafford (Prater kick)
Lions 0:20 Abdullah 2 yd. pass from Stafford (Prater kick)

FOURTH QUARTER

Lions 10:01 Prater 27 yd. Field Goal
Bears 5:02 Cohen 15 yd. run (Barth kick)
Lions 1:35 Prater 52 yd. Field Goal

Summary table comparing Lions and Bears stats: First Downs, 3rd Down, Total Net Yards, Off Plays, Avg Gain, Rushing Net, Passing Net, Penalties (Yds), Turnovers, Punts (Avg), TDs, FGs, TO Remain, Time of Poss.

PASSING LEADERS

LIONS - Stafford 21-31, 299 yds, 2 TD, 0 INT.
BEARS - Trubisky 18-30, 179 yds, 1 TD, 0 INT.

RUSHING LEADERS

LIONS - Riddick, 9-35; Abdullah, 11-22; Agnew 1-5.
BEARS - Howard 15-125, 1 TD; Trubisky 6-53; Cohen 9-44, 1 TD.

RECEIVING LEADERS

LIONS - M. Jones 4-85, 1 TD; T. Jones 4-55; Golladay 2-52; Ebron 4-49; Tate 3-32; Abdullah 2-13, 1 TD; Fells 1-9; Riddick 1-4.
BEARS - Inman 3-43; Shaheen 4-41, 1 TD; Wright 2-25; Brown 2-23; Cunningham 1-18; Cohen 4-15; McBride 2-14.

LAST YEAR VS. LIONS IN DETROIT



Week 14
Lions 20, Bears 17
Ford Field (61,726)
Sunday, December 11, 2016

Table with 5 columns: Team, Q1, Q2, Q3, Q4. Rows for CHICAGO and DETROIT.

BEARS - C.Barth 38 yd. Field Goal (12-60, 7:17).
LIONS - M.Prater 29 yd. Field Goal (12-74, 6:58).
LIONS - A.Boldin 16 yd. pass from M.Stafford (M.Prater kick) (10-81, 2:07).
LIONS - M.Prater 54 yd. Field Goal (10-44, 6:04).
BEARS - C.Meredith 31 yd. pass from M.Barkley (C.Barth kick) (4-75, 2:16).
BEARS - C.LeBlanc 24 yd. interception return (C.Barth kick).
LIONS - M.Stafford 7 yd. run (M.Prater kick) (7-76, 3:50).

Summary table comparing Bears and Lions stats: First downs, Total net yards, Rushes-yards, Att-comp-net, Times thrown-yds lost, Int-Total TDs, Punts - avg, Penalties-yards, Fumbles-lost, Time of possession.

RUSHING

BEARS - J. Howard 13-86; J. Langford 3-4; K. Carey 1-2.
LIONS - D. Washington 16-64; Z. Zenner 7-36; M. Stafford 4-15, TD; G. Tate 1(-1).

RECEIVING

BEARS - C. Meredith 6-72, TD; D. Brown 6-42; J. Bellamy 3-45; D. Thompson 2-28; J. Howard 2-24; J. Langford 1-1.
LIONS - G. Tate 6-58; M. Jones 4-67; E. Ebron 4-32; A. Boldin 3-49, TD; Z. Zenner 2-9; D. Washington 1-10; J. Bell 1(-2).

PASSING

BEARS - M. Barkley 32-20-212, TD.
LIONS - M. Stafford 35-21-223, TD, 2 INTs.

PUNT RETURNS

BEARS - None.
LIONS - A. Roberts 1-7.

KICKOFF RETURNS

BEARS - D. Thompson 2-44.
LIONS - A. Roberts 2-49.

INTERCEPTIONS

BEARS - C. LeBlanc 1-24 TD; D. Hurst 1-0.
LIONS - None.

SACKS

BEARS - Kwiatkoski 1-0; Hicks 1-11; Unrein 1-3.
LIONS - Hyder 1-8.



BEARS-LIONS SERIES HISTORY • BEARS LEAD 97-73-5

| | | |
|---|--|---|
| 1930 - Spartans, 7-6 (PO) Bears, 14-6 (W) | 1960 - Bears, 28-7 (W) Lions, 36-0 (D) | 1990 - Bears, 23-17 (S) + Lions, 38-21 (P) sn |
| 1931 - Bears, 9-6 (W) Spartans, 3-0 (PO) | 1961 - Bears, 31-17 (D) Lions, 16-15 (W) | 1991 - Bears, 20-10 (S) Lions, 16-6 (P) thank |
| 1932 - Tie, 13-13 (W) Tie, 7-7 (PO) Bears, 9-0 (CS) | 1962 - Lions, 11-3 (D) Bears, 3-0 (W) | 1992 - Bears, 27-24 (S) Lions, 16-3 (P) |
| 1933 - Bears, 17-14 (W) Bears, 17-7 (PO) | 1963 - Bears, 37-21 (D) Bears, 24-14 (W) | 1993 - Bears, 10-6 (P) thank Lions, 20-14 (S) |
| 1934 - Bears, 19-16 (UD) Bears, 10-7 (W) thank | 1964 - Lions, 10-0 (W) Bears, 27-24 (D) thank | 1994 - Lions, 21-16 (P) Bears, 20-10 (S) |
| 1935 - Tie, 20-20 (W) Lions, 14-2 (D) thank | 1965 - Bears, 38-10 (W) Bears, 17-10 (D) | 1995 - Lions, 24-17 (S) Lions, 27-7 (P) mnf |
| 1936 - Bears, 12-10 (W) Lions, 13-7 (D) thank | 1966 - Lions, 14-3 (D) Tie, 10-10 (W) | 1996 - Lions, 35-16 (P) Bears, 31-14 (S) |
| 1937 - Bears, 28-20 (W) Bears, 13-0 (D) thank | 1967 - Bears, 14-3 (W) Bears, 27-13 (D) | 1997 - Lions, 32-7 (S) Lions, 55-20 (P) thank |
| 1938 - Lions, 13-7 (W) Lions, 14-7 (D) thank | 1968 - Lions, 42-0 (D) Lions, 28-10 (W) | 1998 - Bears, 31-27 (S) Lions, 26-3 (P) sn |
| 1939 - Lions, 10-0 (W) Bears, 23-13 (D) | 1969 - Lions, 13-7 (D) Lions, 20-3 (W) | 1999 - Lions, 21-17 (P) thank Bears, 28-10 (S) |
| 1940 - Bears, 7-0 (W) Lions, 17-14 (UD) | 1970 - Lions, 28-14 (D) mnf Lions, 16-10 (W) | 2000 - Lions, 21-14 (S) Bears, 23-20 (P) |
| 1941 - Bears, 49-0 (W) Bears, 24-7 (D) | 1971 - Bears, 28-23 (D) Lions, 28-3 (S) | 2001 - Bears, 13-10 (S) Bears, 24-0 (P) |
| 1942 - Bears, 16-0 (W) Bears, 42-0 (D) | 1972 - Lions, 14-0 (D) Lions, 38-24 (S) | 2002 - Lions, 23-20 (FO) + Bears, 20-17 (IL) + |
| 1943 - Bears, 27-21 (D) Bears, 35-14 (W) | 1973 - Lions, 30-7 (S) Lions, 40-7 (D) | 2003 - Bears, 24-16 (S) Lions, 12-10 (FO) |
| 1944 - Tie, 21-21 (W) Lions, 41-21 (D) | 1974 - Bears, 17-9 (S) Lions, 34-17 (D) | 2004 - Lions, 20-16 (S) Lions, 19-13 (FO) |
| 1945 - Lions, 16-10 (D) Lions, 35-28 (W) | 1975 - Lions, 27-7 (P) Bears, 25-21 (S) | 2005 - Bears, 38-6 (S) Bears, 19-13 (FO) + |
| 1946 - Bears, 42-6 (W) Bears, 45-24 (D) | 1976 - Bears, 10-3 (S) Lions, 14-10 (P) | 2006 - Bears, 34-7 (S) Bears, 26-21 (FO) |
| 1947 - Bears, 33-24 (W) Bears, 34-14 (D) thank | 1977 - Bears, 30-20 (S) Bears, 31-14 (P) thank | 2007 - Lions, 37-27 (FO) Lions, 16-7 (S) |
| 1948 - Bears, 28-0 (W) Bears, 42-14 (D) | 1978 - Bears, 19-0 (P) Lions, 21-17 (S) | 2008 - Bears, 34-7 (FO) Bears, 27-23 (S) |
| 1949 - Bears, 27-24 (W) Bears, 28-7 (D) thank | 1979 - Bears, 35-7 (S) Lions, 20-0 (P) thank | 2009 - Bears, 48-24 (S) Bears, 37-23 (FO) |
| 1950 - Bears, 35-21 (D) Bears, 6-3 (W) | 1980 - Bears, 24-7 (S) Bears, 23-17 (P) + thank | 2010 - Bears, 19-14 (S) Bears, 24-20 (FO) |
| 1951 - Bears, 28-23 (D) Lions, 41-28 (W) | 1981 - Lions, 48-17 (P) mnf Lions, 23-7 (S) | 2011 - Lions, 24-13 (FO) mnf Bears, 37-13 (S) |
| 1952 - Bears, 24-23 (W) Lions, 45-21 (D) | 1982 - Lions, 17-10 (P) Bears, 20-17 (S) | 2012 - Bears, 13-7 (S) mnf Bears, 26-24 (FO) |
| 1953 - Lions, 20-16 (W) Lions, 13-7 (D) | 1983 - Lions, 31-17 (P) Lions, 38-17 (S) | 2013 - Lions, 40-32 (FO) Lions, 21-19 (S) |
| 1954 - Lions, 48-23 (D) Bears, 28-24 (W) | 1984 - Bears, 16-14 (S) Bears, 30-13 (P) | 2014 - Lions, 34-17 (FO) Lions, 20-14 (S) |
| 1955 - Bears, 24-14 (D) Bears, 21-20 (W) | 1985 - Bears, 24-3 (S) Bears, 37-17 (P) | 2015 - Lions, 34-37 (FO) + Lions, 24-20 (S) |
| 1956 - Lions, 42-10 (D) Bears, 38-21 (W) | 1986 - Bears, 13-7 (S) Bears, 16-13 (P) mnf | 2016 - Bears, 17-14 (S) Lions, 20-17 (FO) |
| 1957 - Bears, 27-7 (D) Lions, 21-13 (W) | 1987 - Bears, 30-10 (S) (2nd game cancelled) | 2017 - Lions, 27-24 (S) |
| 1958 - Bears, 20-7 (D) Bears, 21-16 (W) | 1988 - Bears, 24-7 (P) Bears, 13-12 (S) | |
| 1959 - Bears, 24-14 (D) Bears, 25-14 (W) | 1989 - Bears, 47-27 (P) Lions, 27-17 (S) | |

D Briggs (Tiger) Stadium, Detroit
P Pontiac Silverdome, Detroit
PO Portsmouth, Ohio
FO Ford Field, Detroit
IL University of Illinois, Champaign
CS Chicago Stadium
W Wrigley Field, Chicago
S Soldier Field, Chicago



BEARS TOP PERFORMANCES VS. LIONS

TEAM *Records since 1950

Offense:


| | |
|-----------------------------------|------------------|
| Total Net Yards: | 542 (9/24/89) |
| Net Passing Yards: | 362 (9/12/10) |
| Net Rushing yards: | 324 (11/5/50) |
| Rushing TDs: | 6 (10/19/41) |
| Receiving TDs: | 5 (11/22/42) |
| Points Scored (1920): | 49 (10/19/41) |
| Largest Margin of Victory (1920): | 49 (10/19/41) |
| First Downs: | 29 (11/22/87) |
| 3rd Down Conversions: | 13 (11/20/94) |
| 4th Down Conversions: | 3 (11/24/96) |
| Rushing Attempts: | 60 (11/5/50) |
| Seeding Rushing Attempts: | 8 (11/27/14) |
| Passing Attempts: | 52 (9/30/07) |
| Fewest Passing Attempts: | 4 (10/15/67) |
| Completions: | 34 (9/30/07) |
| Fewest Offensive Penalties: | 0 (11/28/91) |
| Time of Possession (since 1981): | 44:12 (11/20/94) |

Defense:

| | |
|----------------------------|------------------------|
| Fewest Net Yards Allowed: | 106 (11/10/85) |
| Fewest Pass Yds Allowed: | 14 (11/20/60) |
| Fewest Rush Yds Allowed: | 17 (11/9/03) |
| Fewest Pts Allowed (1920): | 0 (7 times, 11/22/79) |
| Sacks: | 12 (2 times, 12/16/84) |
| Passes Defensed: | 14 (9/18/05) |
| Interceptions: | 5 (9/18/05) |
| Turnovers: | 8 (11/22/59) |
| Opp. Penalties: | 15 (9/22/68) |

Special Teams:

| | |
|--------------------|------------------------|
| Punt Returns: | 8 (12/16/84) |
| Punt Return Yards: | 122 (11/13/11) |
| Kick Returns: | 8 (4 times, 11/27/97) |
| Kick Return Yards: | 224 (11/11/51) |
| PR Touchdowns: | 1 (6 times, 11/13/11) |
| KR Touchdowns: | 1 (6 times, 10/4/09) |
| Field Goals Made: | 5 (12/3/61) |
| Field Goal Long: | 54 (2 times, 12/24/00) |
| Punts: | 11 (11/22/81) |
| Punts In20: | 4 (6 times, 12/30/12) |



Did you know: The 1941 Chicago Bears scored a 49-0 victory over the Detroit Lions on Oct. 19. It was the largest margin of victory by a Bears team over the Lions and one of only seven shutout performances. The 1941 Bears finished the season with a 12-1 record, claiming the NFL Championship.

INDIVIDUAL *Records since 1960

Offense:

| | |
|--------------------------|--------------------------------|
| Net Passing Yds: | 372 (J. Cutler, 9/12/10) |
| Pass Attempts: | 52 (B. Griese, 9/30/07) |
| Completion Pct: | 80.8 (J. Cutler, 12/5/10) |
| QBR: | 148.0 (R. Grossman, 9/17/06) |
| Receiving Yards: | 176 (M. Anderson, 10/19/81) |
| Receptions: | 11 (M. Robinson, 12/19/99) |
| Receptions by a RB: | 9 (N. Anderson, 12/10/89) |
| Receiving Yards by a RB: | 151 (M. Forte, 9/12/10) |
| Rush Yards: | 160 (W. Payton, 9/18/77) |
| Rush Attempts: | 32 (L. Tillman, 11/20/94) |
| Rush TDs: | 2 (6 times, T. Jones, 9/18/05) |
| Receiving TDs: | 3 (M. Robinson, 12/19/99) |
| Offensive Touches: | 38 (L. Tillman, 11/20/94) |
| 1st Down Rush (1994): | 10 (T. Jones, 9/18/05) |
| 1st Down Rec (1994): | 9 (M. Robinson, 12/19/99) |
| Overall TDs: | 3 (M. Robinson, 12/19/99) |
| Points Scored: | 18 (M. Robinson, 12/19/99) |

Defense:

| | |
|------------------------|-------------------------------------|
| Tackles: | 17 (B. Urlacher, 12/5/10) |
| Tackles For Loss: | 3 (2 times, B. Urlacher 10/4/09) |
| Sacks: | 3 (J. Flanigan, 10/4/98) |
| Sack Yards: | 24.5 (A. Ogunleye, 10/4/09) |
| Interceptions: | 2 (10 times, D. Woolford, 11/24/96) |
| Interception Ret. Yds: | 92 (T. Bell, 11/22/81) |
| Interception Long: | 61 (R.W. McQuarters, 12/24/00) |
| Fumbles Forced: | 2 (C. Tillman, 10/22/12) |
| Passes Defensed: | 5 (T. Carter, 11/27/97) |

Special Teams:

| | |
|--------------------|-----------------------------------|
| Tackles: | 6 (T. Shaw, 1/3/10) |
| Punt Return Yards: | 122 (D. Hester, 11/13/11) |
| PR Touchdowns: | 1 (4 times, D. Hester, 11/13/11) |
| Kick Return Yards: | 219 (D. Hester, 9/30/07) |
| KR Touchdowns: | 1 (6 times, J. Knox, 10/4/09) |
| Field Goals: | 5 (R. LeClerc, 12/3/61) |
| Field Goal Long: | 54 (2 times, R. Gould, 12/5/10) |
| Punts: | 11 (B. Parsons, 11/22/81) |
| Punt Long: | 70 (A. Podlesh, 11/13/11) |
| Punts In20: | 4 (6 times, B. Maynard, 12/30/12) |



Did you know: Former Bears wide receiver Marcus Robinson scored three touchdowns on 11 catches and 176 receiving yards versus the Lions on Dec. 19, 1999. All three remain Bears receiving records by a Chicago wideout versus the Lions.



NOTING THE BEARS

- Ten of the last 11 meetings between the Bears and the Lions have been decided by single digits, including six of three points or fewer. The last three meetings have all been decided by a field goal.
- The Bears are 10-14-1 all-time in Saturday regular season games. Their last win on a Saturday was Dec. 14, 1996, a 27-14 win vs. San Diego at Soldier Field.
- Saturday's game will be Chicago's first Saturday road game since Dec. 14, 1985, a 19-6 win at the New York Jets.
- The Bears are now 3-0 on the season against teams from the AFC North after picking up wins over the Steelers (23-17), at the Ravens (27-24 ot) and at the Bengals (33-7). The Bears will attempt to sweep the AFC North with a win over the Browns Dec. 24 at Soldier Field.
- In Sunday's 33-7 win at Cincinnati, the Bears totaled a season-high 482 total yards and 29 first downs. The 33 points were the most by a Bears team since Nov. 15, 2015 at the St. Louis Rams (33-13). The 26-point differential was the largest since a 51-20 win at Tennessee in 2012. Chicago possessed the ball for 38:09, its longest of the season and the second-highest TOP since 2012.
- Bears rookies have accounted for 15 of Chicago's 26 touchdowns this season.

Opponent **Scoring Play**

| | |
|------------------|--|
| Falcons | Cohen 19 yd TD pass from Glennon |
| Steelers | Shaheen 2 yd TD pass from Glennon |
| Vikings..... | Miller 20 yd TD pass from Trubisky |
| at Ravens | Miller 21 yd TD pass from Cohen |
| at Ravens | Sims 27 yd TD pass from Trubisky |
| Panthers..... | Jackson 75 yd fumble return for TD |
| Panthers..... | Jackson 76 yd INT return for TD |
| at Saints | Cohen 1 yd TD run |
| Packers | Bellamy 46 yd TD pass from Trubisky |
| Lions..... | Shaheen 1 yd TD pass from Trubisky |
| Lions..... | Cohen 15 yd TD run |
| 49ers..... | Inman 8 yd TD pass from Trubisky |
| 49ers..... | Cohen 61 yd punt return for TD |
| at Bengals | Trubisky 4 yd TD run |
| at Bengals | Shaheen 1 yd TD pass from Trubisky |

- Chicago has two overtime wins this season. The last time the Bears recorded two overtime victories in the same season was in 2008 when Chicago defeated New Orleans, 27-24, and Green Bay, 20-17, in back-to-back weeks (weeks 15 & 16).



Rookie RB Tarik Cohen is the first NFL player since Terry Metcalf (1975) and the first NFL rookie since Gale Sayers (1965) to have a punt return touchdown, rushing touchdown, receiving touchdown and passing touchdown in a single season.

- This season the Bears became the first NFL team since the 1925 Bears to play each of first 11 games against teams that entered the game with a .500 record or better.
- The Bears rank seventh in the NFL and fifth in the NFC with 124.5 rushing yards per game. Chicago rushed for 232 yards in the Week 14 win at Cincinnati, marking the fourth time this season the Bears have topped 200 yards on the ground -- the most 200-yard games in a season since the Bears topped 200 four times in 1990.
- Eight teams in the NFL have rushed for 220+ yards on 11 separate occasions in 2017. The Chicago Bears account for four of those 220+ outings and are the only team with multiple 220+ rushing performances. The Bills, Panthers, Saints, Cowboys, Jets, Jaguars and Redskins have done it once this season.
- The 231 yards rushing by the Bears in the OT win at Baltimore were the most allowed by a Ravens opponent in their franchise history. It marked the second time the Bears had rushed for 200+ yards in a game this year (Steelers) and marked the most since rushing for 235 yards in 2014 vs. Green Bay. The 54 rushing attempts by the Bears at Baltimore were the most since 1988 when the Bears also rushed 54 times in a Week 1 victory vs. Miami.



NOTING THE BEARS

- Chicago's defense has allowed just 10 offensive touchdowns over the past 33 quarters of play.
- The Bears are tied for third in the NFC and tied for 9th in the NFL with 35.0 sacks on the year.
- The Bears' 35.0 sacks through 14 weeks is tied for the second most in the last 20 years by a Chicago defense through 14 weeks: 2005 (37), 2007 (35).
- The Chicago defense limited Carolina's offense to just three points in Week 7. It was the fourth time since 2010 the Panthers have been held to three or less points and just the second time under head coach Ron Rivera and quarterback Cam Newton's direction (3 points vs. TEN on Nov. 13, 2011).
- Head coach **JOHN FOX** earned his 132nd career regular season victory, passing Hank Stram for 23rd on the NFL's all-time regular season wins list.
- RB **JORDAN HOWARD** is second in the NFC -- three yards behind Todd Gurley of the L.A. Rams -- and fourth in the NFL with 1,032 rushing yards to go along with seven TDs. He is averaging 79.4 yards per game on the ground and has five rushes of 20+ yards this season, including three 50+ yarders.
- In the win over Cincinnati in Week 14, Howard rushed for 147 yards and two touchdowns. Howard, who rushed for 1,313 yards as a rookie last year, has 1,032 rushing yards this season and is the first player in franchise history to rush for 1,000 yards in each of his first two NFL seasons.

| Player | Yr. 1 | Yards | Yr. 2 | Yards |
|----------------------|-------------|--------------|-------------|--------------|
| Jordan Howard | 2016 | 1,313 | 2017 | 1,032 |
| Matt Forte | 2008 | 1,238 | 2009 | 929 |
| Anthony Thomas | 2001 | 1,183 | 2002 | 721 |
| Rashaan Salaam | 1995 | 1,074 | 1996 | 496 |
| Beattie Feathers | 1934 | 1,004 | 1935 | 281 |

- Howard's 147 rushing yards marked his second-highest of the season and his third game with at least 140 yards. It also marked his sixth of the season (140 vs. PIT; 167 at BAL; 102 at NO; 125 vs. DET; 147 at CIN) and the 12th 100-yard rushing game of his career -- the most by an NFL running back since the start of last season.
- Howard has dominated AFC North opponents this season, rushing for 454 yards on 82 attempts with four touchdowns in three wins over the Steelers, Ravens and Bengals.



Second-year RB Jordan Howard is the first Bear to start their career with consecutive 1,000-yard rushing seasons.

- Howard had 51 rushing yards in the first quarter at Cincinnati, marking the eighth time in his career that he has topped 50 yards in a quarter.
- Howard recorded his 30th rush of at least 10 yards in Week 14 at Cincinnati, matching his 2016 mark through the first 14 weeks of the season. Howard trails only Matt Forte's 2013 season (31) in terms of rushes for 10+ yards by a Bear through the first 14 weeks of the season.
- Howard also is the fastest player in Bears history to rush for 2,000 yards in a Bears uniform (24 games), besting Walter Payton's previous mark of 26 games.
- Howard surpassed former Chicago running back Matt Forte (2008-15) for the most yards in their first two seasons with the club in Week 13 vs. San Francisco. Forte had the previous mark with 2,167 yards in his first two seasons from 2008-09. Howard is now first following a rookie campaign which covered 1,313 rushing yards and 1,032 this season.

| Rk. | Player | 2-Year Total | Years |
|-----|----------------------|--------------|----------------|
| 1. | Jordan Howard | 2,345 | 2016-17 |
| 2. | Matt Forte | 2,167 | 2008-09 |
| 3. | Gale Sayers | 2,098 | 1965-66 |
| 4. | Walter Payton | 2,069 | 1975-76 |
| 5. | Anthony Thomas | 1,904 | 2001-02 |



NOTING THE BEARS

- Howard leads all NFL players with 12 100-yard rushing games by a running back since entering the league as a 5th round selection in the 2016 NFL Draft. Howard is one of three players in the Top-9 who were selected in the 5th round or later.

| Rk. | Player | Team | Drafted | Exp. | 100-Yd. Gms |
|-----|-----------------|------|-----------|------|-------------|
| 1. | Jordan Howard | CHI | 5 (150th) | 2 | 12 |
| 2t. | Ezekiel Elliott | DAL | 1 (3rd) | 2 | 11 |
| 2t. | LeSean McCoy | BUF | 2 (53rd) | 9 | 11 |
| 4. | Le'Veon Bell | PIT | 2 (48th) | 5 | 9 |
| 5. | Mark Ingram | NO | 1 (28th) | 7 | 7 |

- Howard's career-high 167 yards rushing at Baltimore Oct. 15 were the second-most allowed by the Ravens by an individual at M&T Bank Stadium (Marshall Faulk had 192 in 1998). Howard also carried the ball a career-high 36 times in the win and recorded a 53-yard run in the overtime to set up the winning field goal.
- Rookie RB **TARIK COHEN** rushed for a season-high 80 yards on 12 carries (6.7 avg) in the Week 14 win at Cincinnati and also caught two passes for five yards. He now has at least one reception in every game this season.
- Cohen is fourth in the NFL among rookie RBs with 41 receptions, trailing only Carolina's Christian McCaffrey (67), New Orleans' Alvin Kamara (62) and Kansas City's Kareem Hunt (42). Cohen is second on the team with his 41 receptions and is second with 311 yards. He also is second on the team in rushing with 80 carries for 347 yards and two TDs.
- Cohen is the first NFL rookie since Gale Sayers in 1965 and the first NFL player since Terry Metcalf in 1975 to score touchdowns via rushing, receiving, passing and punt return in a single season.
- Cohen hauled in a 70-yard second-quarter reception in Week 7 vs. Carolina, the longest reception by a Bear thus far in 2017. It was the longest reception by a Bears running back since Jeremy Langford recorded an 83-yarder at St. Louis on Nov. 15, 2015. Additionally, the 70-yard reception was the third-longest by a Bears RB since 1960, trailing only Matt Forte's 89-yarder versus Detroit (9/12/10) and Jeremy Langford's 83-yarder at St. Louis.
- Cohen threw a 21-yard touchdown pass to tight end Zach Miller in the win at Baltimore, becoming the first Bears rookie running back to throw a touchdown pass since Gale Sayers on October 10, 1965 (26 yards to Dick Gordon). He also became the first player 5'6" or shorter to throw a touchdown pass since Wee Willie Smith did so in 1934 for the New York Giants. Wee Willie Smith also stood at 5'6" tall. Additionally, Cohen became the 10th Chicago running back since 1960 to throw a touchdown pass and the first since Adrian Peterson did so on Dec. 30, 2007 versus New Orleans.
- Cohen impressed in his rookie debut vs. the Falcons Sept. 10, totaling 158 all-purpose yards, the most ever by a Bears rookie in a season debut. The previous record was 148 yards, set by Bob Margarity against the Green Bay Packers in 1944. Cohen rushed for a team-high 66 yards on five carries (13.2 avg) and also led the team with eight catches for 47 yards, including a 19-yard touchdown in the fourth quarter. The rookie from North Carolina A&T also had three punt returns for 45 yards.
- The Bears rushed for 222 yards (Howard 140, Cohen 78) in the OT victory over the Steelers in Week 3, marking just the fourth time in Mike Tomlin's 11 years in Pittsburgh in which the Steelers allowed 200 or more yards rushing.
- Howard and Cohen have combined for 200+ yards on the ground now twice this season: in Week 3 vs. Pittsburgh and Week 14 vs. Cincinnati. Prior to this season, that had not been done by a Bears duo since 2010 when Matt Forte (166) and Chester Taylor (43) combined for 209 yards on the ground.
- QB **MITCHELL TRUBISKY** is 3-6 in his young NFL career as a starter. He enjoyed one of his most efficient games in Week 14 at Cincinnati, throwing for 271 yards -- his second highest of the season -- on 25 of 32 passing with 1 TD, 0 INTs and a 112.4 rating. He also rushed for a TD to become the first Bears rookie quarterback since Jim McMahon in 1982 with a passing touchdown and a rushing touchdown in the same game.
- Trubisky's 25 completions in the win at Cincinnati marked a season high while his 112.4 QBR was his second highest of the season.
- Trubisky made his NFL debut on Monday Night Football against Minnesota Oct. 9 to become the third rookie quarterback selected in the first round to make his first NFL start in addition to his debut on Monday Night Football, joining Detroit's Chuck Long (December 15, 1986 vs. Chicago) and Philadelphia's John Reaves (October 2, 1972 vs. New York Giants).
- Trubisky became just the second quarterback since 1960 from the University of North Carolina to make a regular-season start in the NFL. Former Texans QB T.J. Yates made seven starts during his four seasons with the club (2011-13, 2015).



NOTING THE BEARS

- Former Bears QB Jay Cutler arrived in Chicago in 2009 when he set the franchise record for most touchdown passes by a QB in their inaugural season with the club (27). Trubisky needs one more TD passes to join the club's Top-10 list.

| Rk. Player | Year | G | TD - INT | Rate |
|---------------------|------|----|----------|------|
| 1. Jay Cutler | 2009 | 16 | 27-26 | 76.8 |
| 2. Billy Wade | 1961 | 13 | 22-13 | 93.7 |
| 3. Dave Krieg | 1996 | 13 | 14-12 | 76.3 |
| 4. Charlie O'Rourke | 1942 | 11 | 11-16 | 82.1 |
| 5. Steve Walsh | 1994 | 12 | 10- 8 | 77.9 |
| 6. Kyle Orton | 2005 | 15 | 9-13 | 59.7 |
| 7. Jim McMahon | 1982 | 8 | 9- 7 | 79.9 |
| 8. Cade McNown | 1999 | 15 | 8-10 | 66.7 |
| 9. Zeke Bratkowski | 1954 | 12 | 8-17 | 60.8 |
| 10. Kordell Stewart | 2003 | 9 | 7-12 | 56.8 |
| # Mitchell Trubisky | 2017 | 9 | 6-4 | 80.0 |

- In the overtime win at Baltimore, Trubisky became just the second rookie QB to win a game in Baltimore since the franchise moved from Cleveland to Baltimore in 1996. Prior to that, Baltimore was 14-1 when facing rookie QBs at home (11-0 under John Harbaugh). Trubisky joins Jake Plummer as the

only other rookie quarterback to win a game on the road at Baltimore after Plummer did so in 1997.

- Rookie tight end **ADAM SHAHEEN** leads the team with three TD receptions this season and has 12 catches for 127 yards on the season.

- Shaheen scored the first TD of his NFL career in the win over the Steelers, a 2-yard strike from **MIKE GLENNON** in the second quarter (:47 seconds) to put the Bears up 14-7. The last Bears rookie tight end to score a touchdown was Greg Olson in 2007 (First career TD: 10/7/07 vs. GB). Shaheen then added a second touchdown in Week 11 on a 1-yard pass from Trubisky against the Lions and added his third in Week 14 vs. Cincinnati.

- WR **KENDALL WRIGHT** leads Chicago with 43 catches for 477 yards this season. He led the Bears receivers in Week 14 at Cincinnati, hauling in 10 passes for 107 yards. It was the fourth-highest receiving total of his career, his fifth 100+ receiving effort overall and his first in a Bears uniform.

STARTERS GAME-BY-GAME


| OFFENSE | WR/TE | WR/TE | LT | LG | C | RG | RT | QB | RB | WR/RB | TE/FB/WR |
|-----------------|---------|---------|------|-----------|-----------|-----------|--------|----------|--------|----------|----------|
| Atlanta | White | Sims | Leno | Compton | Whitehair | Sitton | Massie | Glennon | Howard | Thompson | Miller |
| at Tampa Bay | Bellamy | Sims | Leno | Compton | Whitehair | Sitton | Massie | Glennon | Howard | Cohen | Burton |
| Pittsburgh | Shaheen | Sims | Leno | Whitehair | Grasu | Long | Massie | Glennon | Howard | Thompson | Miller |
| at Green Bay | Bellamy | Sims | Leno | Sitton | Whitehair | Long | Massie | Glennon | Howard | Wright | Miller |
| Minnesota | Shaheen | Sims | Leno | Sitton | Whitehair | Long | Massie | Trubisky | Howard | Thompson | Miller |
| at Baltimore | Shaheen | Sims | Leno | Sitton | Whitehair | Long | Massie | Trubisky | Howard | McBride | Gentry |
| Carolina | McBride | Sims | Leno | Sitton | Whitehair | Long | Massie | Trubisky | Howard | Gentry | Miller |
| at New Orleans | Shaheen | Sims | Leno | Sitton | Whitehair | Long | Massie | Trubisky | Howard | Gentry | Miller |
| Green Bay | Bellamy | Shaheen | Leno | Sitton | Grasu | Whitehair | Massie | Trubisky | Howard | Inman | Burton |
| Detroit | Wright | Shaheen | Leno | Sitton | Whitehair | Long | Massie | Trubisky | Howard | Cohen | Inman |
| at Philadelphia | Shaheen | Sims | Leno | Sitton | Whitehair | Long | Massie | Trubisky | Howard | McBride | Inman |
| San Francisco | Bellamy | Sims | Leno | Sitton | Whitehair | Long | Massie | Trubisky | Howard | Cohen | Burton |
| at Cincinnati | Bellamy | Sims | Leno | Sitton | Whitehair | Compton | Massie | Trubisky | Howard | Wright | Inman |
| at Detroit | | | | | | | | | | | |
| Cleveland | | | | | | | | | | | |
| at Minnesota | | | | | | | | | | | |

| DEFENSE | OLB | DE | NT | OLB | ILB | DE/ILB | DE/DB | CB | S | S | CB |
|-----------------|---------|-------|---------|--------|------------|------------|----------|-----------|-----------|---------|--------|
| Atlanta | Floyd | Hicks | Goldman | Young | Freeman | Trevathan | Callahan | Cooper | Demps | Jackson | Fuller |
| at Tampa Bay | Floyd | Hicks | Goldman | Acho | Kwiatkoski | Trevathan | Acho | Cooper | Demps | Jackson | Fuller |
| Pittsburgh | Floyd | Hicks | Goldman | Acho | Timu | Trevathan | Unrein | Cooper | Demps | Jackson | Fuller |
| at Green Bay | Floyd | Hicks | Goldman | Young | Jones | Trevathan | Callahan | Cooper | Amos | Jackson | Fuller |
| Minnesota | Floyd | Hicks | Goldman | McPhee | Timu | Jones | Callahan | Amukamara | Amos | Jackson | Fuller |
| at Baltimore | Floyd | Hicks | Goldman | Acho | Jones | Trevathan | Unrein | Amukamara | Amos | Jackson | Fuller |
| Carolina | Floyd | Hicks | Goldman | McPhee | Jones | Trevathan | Callahan | Amukamara | Amos | Jackson | Fuller |
| at New Orleans | Floyd | Hicks | Goldman | Acho | Jones | Trevathan | Unrein | Amukamara | Amos | Jackson | Fuller |
| Green Bay | Floyd | Hicks | Goldman | Acho | Jones | Unrein | LeBlanc | Amukamara | Amos | Jackson | Fuller |
| Detroit | Floyd | Hicks | Goldman | Acho | Jones | Kwiatkoski | Unrein | Amukamara | Amos | Jackson | Fuller |
| at Philadelphia | McPhee | Hicks | Goldman | Acho | Jones | Kwiatkoski | Unrein | Amukamara | Amos | Jackson | Fuller |
| San Francisco | McPhee | Hicks | Goldman | Acho | Jones | Trevathan | Unrein | Amukamara | Prosinski | Jackson | Fuller |
| at Cincinnati | Bullard | Hicks | Jenkins | Acho | Jones | Trevathan | Callahan | Amukamara | Prosinski | Jackson | Fuller |
| at Detroit | | | | | | | | | | | |
| Cleveland | | | | | | | | | | | |
| at Minnesota | | | | | | | | | | | |



NOTING THE BEARS

- WR **DONTRELLE INMAN** recorded his first touchdown of the 2017 season in Week 13 vs. SF, hauling in an eight-yard pass in the first quarter (0:16) from Trubisky. The touchdown marked the eighth of Inman's career and the fifth touchdown pass for Trubisky this season.
- Rookie DB **EDDIE JACKSON** picked off Bengals quarterback Andy Dalton in Week 14. It was Jackson's second interception on the season and snapped Andy Dalton's streak of 192 pass attempts without an interception. Later in the fourth, Jackson again caused a turnover when he forced an A.J. Green fumble and recovered it at the Chicago 20 (13:37).
- Jackson returned a 75-yard fumble recovery for a TD in the first quarter (9:15) vs. Carolina in Week 7. It was the longest fumble recovery for a score by a Bears rookie. Later in the second quarter, Jackson picked off Panthers quarterback Cam Newton and returned the interception 76 yards for his second score on the day. In doing so, Jackson became the first player in NFL history to return both a fumble recovery and an interception for 75+ yard touchdowns in the same game.
- Additionally, Jackson also became the first rookie in NFL history with multiple 75+ yard defensive touchdowns in a single season and is the first player to return both a fumble and interception for a touchdown in the same game since Antonio Cromartie (SD) did so at Minnesota in Week 8 of the 2007 season.
- Ironically, Jackson did all of the above exactly one year ago to the date (Oct. 22) when he was carted off the field as a collegiate standout at Alabama on Oct. 22, 2016 with a broken leg after being tackled returning a fourth-quarter punt vs. Texas A&M.
- Jackson's 75-yard fumble recovery was the third-longest fumble recovery by a Bear since 1960, trailing only Mike Brown's 95-yard return in 2004 (Sept. 19 at GB) and Brian Urlacher's 90-yard return in 2001 (Oct. 7 at ATL).
- Jackson is the first Bears rookie since 1990 (Mark Carrier), the first NFL rookie since 2009 (Jairus Byrd) and the first Bears player since 2012 (Tim Jennings) to record at least two games with two turnovers in a season.
- DL **AKIEM HICKS** has 7.0 sacks on the season, tying his career high for sacks in a season in his first 10 games this season. He has two games this year with multiple sacks (Atlanta, Minnesota).
- LB **CHRISTIAN JONES** leads the Bears with 82 tackles this season. Since moving into the starting lineup Week 4 at Green Bay he has 75 tackles, including 11 in the win over Carolina in Week 7. Jones then led the team and tied a career high with 13 tackles in the loss to the 49ers in Week 13.
- DB **KYLE FULLER** has 63 total tackles and 16 passes defended on the season. He is the only player in the NFL with at least 60 tackles and 15 passes defended.
- Fuller also joins Charles Tillman as the only other Bears defensive players since 1994 to record 15+ passes defended while tallying 60+ total tackles through Week 14 of an NFL season.
- Chicago defensive back **ADRIAN AMOS** logged his first career interception in the overtime win at Baltimore (his hometown), picking off quarterback Joe Flacco with 5:29 left in the fourth quarter and returning it 90 yards for a touchdown. The 90-yard return marked the fourth-longest interception for a touchdown by a Chicago Bear since 1960, trailing only Richie Petitbon (1962, 101 yds), Rosey Taylor (1968, 96 yds) and Todd Bell (1981, 92 yds). Amos is the first Bear to return an interception for a touchdown since defensive back Cre'Von LeBlanc did so on a 24-yard return at Detroit on Dec. 11, 2016.
- Punter **PAT O'DONNELL** currently ranks third in the NFC in punting with a 46.8 average. O'Donnell's long punt of the season was a 69-yarder in the opener against the Falcons, tied for the third-longest punt in the NFC this season. He has 24 punts inside the 20, which is tied for the seventh-most in the NFC.
- O'Donnell converted a 38-yard touchdown pass to running back **BENNY CUNNINGHAM** on a 4th-and-6 with 5:33 to go in the third quarter Oct. 9 vs. the Vikings. O'Donnell is just the third punter since 1960 to throw a TD pass for the Bears. Brad Maynard completed the most recent TD pass, a 12-yard completion to Dustin Lyman on Dec. 1, 2002 at Green Bay and his first coming on a 27-yarder to Brian Urlacher on Dec. 23, 2001 at Washington. Additionally, Mike Horan completed the first TD pass for the Bears since 1960, an 18-yard TD pass to Ryan Wetnight in 1998 versus Washington.
- The Bears signed free agent kicker **MIKE NUGENT** Dec. 4 after an injury to Cairo Santos. Nugent has appeared in 158 NFL games over 13 seasons with the Jets (2005-08), Buccaneers (2009), Cardinals (2009), Bengals (2010-16) Cowboys and Bears (2017), converting 80.9 percent of his field-goal attempts (245 of 303) with a long of 55 yards.

**CONNECTIONS***John Fox and Teryl Austin, 1987 Pittsburgh Panthers.***COACHING CONNECTIONS:**

- Bears head coach John Fox was a defensive coordinator and secondary coach at the University of Pittsburgh from 1986-88 and coached Lions defensive coordinator Teryl Austin, who was a four-year letterman and three-year starter at safety from 1984-87.
- Chicago running backs coach Curtis Modkins and Detroit defensive coordinator Teryl Austin each spent the 2009 season in Arizona when Modkins was a running backs coach for the Cardinals and Austin tutored the defensive backs.
- Bears wide receivers coach Zach Azzanni was a passing game coordinator for the Florida Gators in 2010 when he coached alongside Lions defensive coordinator Teryl Austin, who was a defensive coordinator/cornerbacks coach at the time.
- Chicago assistant DB coach Roy Anderson spent time with Detroit defensive coordinator Teryl Austin when the two were in Baltimore. Anderson was a defensive assistant/secondary coach while Austin was a secondary coach.
- Bears assistant special teams coach Derius Swinton II and Lions offensive coordinator Jim Bob Cooter were graduate assistants together at the University of Tennessee during the 2007-08 seasons. The two also coached alongside one another in 2012 with the Kansas City Chiefs when Swinton was a special teams/quality control coach and Cooter was an offensive quality control coach.
- Bears offensive assistant Ben McDaniels was a wide receivers coach at Rutgers from 2014-15, crossing paths with Lions assistant head coach/offensive line coach Ron Price, who was an offensive coordinator for the Scarlet Knights at the time.
- Bears offensive assistant Ben McDaniels was an offensive assistant with the Tampa Bay Buccaneers from 2012-13 when he coached alongside Lions defensive backs/cornerbacks coach Tony

Oden and linebackers coach Bill Sheridan. Oden served as a secondary/cornerbacks coach in 2013 while Sheridan was a DC from 2012-13.

- Chicago defensive coordinator Vic Fangio and quarterbacks coach Dave Ragone coached alongside Detroit special teams coordinator Joe Marciano and defensive backs/cornerbacks coach Tony Oden when the quartet was in Houston. Fangio was the Texans defensive coordinator from 2002-05, Ragone played quarterback at the time from 2003-05, Oden was a defensive assistant/assistant defensive backs coach from 2004-05 and Marciano was a special teams coordinator from 2002-13.
- Several members of the Bears coaching staff spent time alongside Lions OC Jim Bob Cooter (offensive assistant, 2013) and quarterbacks coach Brian Callahan (offensive assistant, quality control coach-offense and coaching assistant, 2010-15) when the group spent time in the Denver Broncos organization: head coach John Fox served in the same capacity for the Broncos from 2011-14, defensive line coach Jay Rodgers held the same role in the Denver from 2012-14, special teams coordinator Jeff Rodgers was also a special teams coordinator from 2011-14 with assistant special teams coach Derius Swinton II holding his same role in Denver from 2013-14, strength and conditioning coach Jason George was an assistant strength and conditioning coach from 2012-13 and assistant director of pro personnel Champ Kelly was an assistant director of pro personnel from 2010-14.
- Chicago defensive quality control coach Sean Desai was a graduate assistant, special teams and outside linebackers coach from 2007-10 at Temple University where he coached under Detroit tight ends coach, Al Golden, who was a head coach at the time. Golden went on to coach at the University of Miami where he served as the Hurricane's head coach from 2011-15. Desai followed him to Miami and served as the director of football operations during the 2011 season.
- Chicago defensive backs coach Ed Donatell and Detroit wide receivers coach Robert Prince coached in Atlanta from 2004-06 when Donatell was the Falcons defensive coordinator and Prince was an assistant quarterbacks coach.
- Bears running backs coach Curtis Modkins served in the same capacity for the Arizona Cardinals in 2009 when he spent time with Lions assistant defensive line coach Matt Raich, who was a linebackers coach from 2009-12.
- Chicago assistant defensive backs coach Roy Anderson and Detroit running backs coach David Walker coached alongside one another from 2012-14 when the two were in Indianapolis. Anderson



CONNECTIONS

was a secondary coach at the time while Walker worked with the running backs.

COLLEGE CONNECTIONS:

- Chicago DL Jonathan Bullard (2012-15), Lions linebacker Jarrad Davis (2013-16), and defensive back Teez Tabor (2014-16) each spent the 2014-15 seasons together at the University of Florida.
- Bears full back Michael Burton (2011-14) and Lions linebacker Steve Longa (2013-15) teamed up at Rutgers University for two seasons.
- Chicago offensive lineman Josh Sitton (2004-07) and Lions kicker Matt Prater (2002-05) spent two seasons together at UCF.
- Bears rookie safety Eddie Jackson (2013-16) teamed up alongside Lions defensive lineman A'Shawn Robinson (2013-15) at the University of Alabama for three seasons.
- Chicago DL John Jenkins (2011-12) and Detroit defensive end Cornelius Washington (2009-12) played together for two seasons at Georgia.
- Bears DB Adrian Amos (2011-14) and Lions defensive end Anthony Zettel (2012-15) were teammates for three seasons at Penn State University.

Professional Connections:

- Bears OL Josh Sitton played collegiately at the University of Central Florida (2004-07) and crossed paths with Lions defensive assistant/special projects coach George Godsey, who held several offensive roles at UCF from 2004-10.
- Bears offensive lineman Josh Sitton (2008-15) and Lions offensive linemen T.J. Lang (2009-16) and Don Barclay (2012-16) played for the Green Bay Packers during the 2012-15 seasons.
- Chicago linebacker Sam Acho (2011-14), offensive lineman Bobby Massie (2012-15) and Detroit tight end Darren Fells (2014-16) were each teammates in Arizona during the 2014 season.
- Bears quarterback Mark Sanchez and Lions offensive lineman Emmett Cleary were teammates in Dallas during the 2016 season.
- Bears LB Pernell McPhee (2011-14) and Lions offensive lineman Rick Wagner (2013-16) teamed up for two seasons in Baltimore with the Ravens.
- Bears QB Mike Glennon (2013-16) and longsnapper Andrew DePaola (2014-16) each played alongside Lions defensive tackle Akeem Spence (2013-16) during the 2015 season in Tampa Bay.

- Chicago RB Benny Cunningham (2013-16) and Detroit offensive lineman Greg Robinson (2014-16) spent three seasons together with the St. Louis/Los Angeles Rams.
- Chicago OL Tom Compton and Detroit linebacker Paul Worrlow each spent the 2016 season with the Atlanta Falcons.
- Chicago DL Akiem Hicks and Detroit safety Tavon Wilson each spent time in the New England Patriots organization during the 2015 season.
- Bears linebacker Danny Trevathan (2012-15) spent time with Lions kicker Matt Prater (2009-13) when the duo played for the Denver Broncos.

HOMETOWN TIES:

- Chicago TE Dion Sims is a native of Detroit, Michigan and played collegiately at Michigan State.
- Lions head coach Jim Caldwell was an assistant coach at both Southern Illinois (1978-1980) and Northwestern (1981) prior to entering the NFL.
- Lions quarterbacks coach Brian Callahan is a native of Champaign, Ill.
- Detroit offensive lineman Graham Glasgow is a native of Aurora, Ill.
- Lions defensive lineman Akeem Spence and safety Tavon Wilson played collegiately at the University of Illinois.

Former Bears:

- Lions defensive end Cornelius Washington (2013-16) was drafted in the sixth round of the 2013 NFL Draft by the Chicago Bears and spent the first four years of his career in Chicago.

FORMER LIONS:

- Chicago full back Michael Burton played for the Lions during the 2015-16 seasons after being selected by Detroit in the fifth round of the 2015 NFL Draft.
- Bears running backs coach Curtis Modkins served in the same capacity for the Lions from 2013-15.
- Chicago running backs coach Jeremiah Washburn was an offensive line coach in Detroit from 2012-15 and an offensive assistant from 2009-12.
- Bears linebackers coach Glenn Pires was a linebackers coach with the Lions from 2001-02.
- Chicago assistant strength and conditioning coach Rick Perry played on the Lions defensive line in 1993.



GENERAL MANAGER RYAN PACE

Ryan Pace is in his third season as general manager of the Chicago Bears. He is the sixth general manager in franchise history after being hired on January 8, 2015.

Emphasizing synergy with the team's head coach, Pace's first move was to hire John Fox, one-of-six coaches in NFL history to lead two different teams to Super Bowl appearances, to lead the Chicago Bears coaching staff.

With the head coach in place, he went on to re-shape the team's football operations, bringing in the team's first sports science coordinator (Jenn Gibson) along with hiring a new head of strength and conditioning (Jason George) and head of athletic training (Nate Breske). On the personnel side he brought in Josh Lucas to serve as the director of player personnel, Champ Kelly as director of pro personnel and Joey Laine as director of football administration.

In Pace's first two seasons as Bears GM, five Bears players have been selected to the PFWA's All-Rookie team (Adrian Amos, Leonard Floyd, Eddie Goldman, Jordan Howard and Cody Whitehair), tied for the most in the NFL in that timeframe.

Despite finishing with a 3-13 record, there were signs of progress in Pace's goal to build a roster with a younger core group of players in his second outing. The Bears 2016 draft class tallied 3,390 offensive/defensive snaps which ranked 4th most in the NFL (CLE - 4,339; TEN - 3,512; IND - 3,509). Leading the way for the rookie class was RB Jordan Howard, who set a new Bears rookie record with 1,313 yards on the ground, and LB Leonard Floyd, who posted the third most sacks by a rookie in team history (7.0) despite missing four games due to injury.

In his first season overseeing Chicago's roster, Pace was tasked with turning over a Bears roster that ranked as one of the oldest in the NFL (average 27 years, 39 days old) and has trimmed that average to just over 25-years old. The Bears fielded a competitive team, improving by one game over their previous year's record, despite the youth movement. The 2015 Bears team was involved in 11 games decided by one score (5-6 record in those games) despite leading the NFL with nine rookie starters (three on offense, six on defense). The Bears defense improved from 30th in 2014 (377.1 yards per game) to 14th in 2015 (345.1 ypg) despite starting a league-most six rookie starters who combined for 41 starts, second most to the Saints 44 defensive rookie starts. Pace accomplished the task with just six draft picks, two of which were utilized on the defensive side of the ball (DL Eddie Goldman, 12 starts and DB Adrian Amos, 16 starts). Rounding out the rookie starters were undrafted free agents LB Jonathan Anderson (three starts), DB Bryce Callahan (three starts), DB Harold Jones-Quartey (four starts) and LB John Timu (three starts).

Pace began transitioning the team's roster in 2015 by adding impact veteran free agents such as linebackers Pernell McPhee and Sam Acho, defensive lineman Mitch Unrein and defensive back Tracy Porter on defense and wide receiver Eddie Royal offensively. That transformation continued during the 2016 offseason with the unrestricted free agent additions of LBs Jerrell Freeman and Danny Trevathan, DL Akiem Hicks, OL Bobby Massie and Ted Larsen and QB Brian Hoyer. In 2017, Pace added top free agent QB Mike Glennon, WR Markus Wheaton, DBs Prince Amukamara, Marcus Cooper and Quintin Demps and TE Dion Sims.

On the first day of the 2017 NFL Draft, Pace traded up (from third overall) to the second overall pick in order to select the player the Bears most coveted, QB Mitchell Trubisky. On Day Two, Pace recouped a few of those picks and also selected TE Adam Shaheen. The Bears closed out the draft by selecting DB Eddie Jackson (112th overall), RB Tarik Cohen (119th overall) and OL Jordan Morgan (147th overall).

Pace joined the Bears after spending 14 seasons (2001-14) as a member of the Saints organization, including 13 in the player personnel department. He spent the last two seasons (2013-14) with the Saints as director of player personnel. In that role, Pace helped manage the team's college and pro scouting operations, including all facets of scouting and evaluation of college and pro prospects along with New Orleans' roster.

Pace spent six seasons as the club's director of pro scouting (2007-12), which included overseeing the club's pro scouting staff. His duties involved recommending player acquisitions by evaluating the Saints roster and potential NFL free agents, monitoring all NFL transactions, researching possible trade op-





portunities, assessing player talent from other professional leagues and directing the advance scouting of future opponents. He also helped the Saints prepare for the NFL Draft following the regular season by assisting in the evaluation of top college prospects.

The Flower Mound, Texas native got his start in New Orleans' player personnel department as a scouting assistant in 2002, a role he held for two years before working as a pro scout from 2004-06. During that time he evaluated free agents and collegiate players entering the NFL Draft as well as scouted upcoming opponents. He joined the Saints in 2001 supporting the coordination of all game day, training camp and stadium operations.

Over Pace's 13 seasons in the New Orleans personnel department (2002-14), the Saints compiled a 115-93 (.553) record. Since 2006, the Saints reached the playoffs five times, won three division titles, played in two NFC Championship games (2006 and 2009) and won the franchise's first Super Bowl title (Super Bowl XLIV). The Saints pro scouting department helped build a Super Bowl championship club by using all avenues at their disposal: signing free agents QB Drew Brees, FB Heath Evans, LB Scott Fujita, CB Randall Gay, C Jonathan Goodwin, CB Jabari Greer, WR Lance Moore and DE Anthony Hargrove and trading for TE Jeremy Shockey, LB Jonathan Vilma, LB Scott Shanle and TE David Thomas. Pace has also worked to acquire players such as NT Brodrick Bunkley, G Ben Grubbs, LB Curtis Lofton and RB Darren Sproles. Over his last two seasons with the Saints their draft classes included regular starters LT Terron Armstead (2013, third round), WR Brandin Cooks (2014, first round), S Kenny Vaccaro (2013, first round) and WR Kenny Stills (2013, fifth round).

In 2008, he was selected by the club to attend the NFL's Stanford Business School's Executive Education Program for Managers. He was a part of the franchise in 2005 while the club dealt with immense adversity having to guide itself through several moves in base operations in the wake of Hurricane Katrina.

Pace played collegiately as a defensive end at Eastern Illinois (1995-99), serving as team captain as a senior, graduating with a bachelor's degree in marketing.

Pace and his wife, Stephanie, have a daughter, Cardyn.

BEARS DRAFT PICKS UNDER RYAN PACE

2015 (April 30 - May 2)

1. White, Kevin, WR, West Virginia
2. Goldman, Eddie, DT, Florida State
3. Grasu, Hroniss, C, Oregon
4. Langford, Jeremy, RB, Michigan State
5. Amos, Adrian, S, Penn State
6. Fabuluje, Tayo, G, TCU

2016 (April 28-30)

1. Floyd, Leonard, LB, Georgia
2. Whitehair, Cody, G, Kansas State
3. Bullard, Jonathan, DE, Florida
4. Kwiatkoski, Nick, LB, West Virginia
4. Bush, Deon, CB, Miami (Fla.)
4. Hall, Deiondre', CB, Northern Iowa
5. Howard, Jordan, RB, Indiana
6. Houston-Carson, DeAndre, S, William & Mary
7. Braverman, Daniel, WR, W. Michigan

2017 (April 27-29)

1. Trubisky, Mitchell, QB, North Carolina
2. Shaheen, Adam, TE, Ashland
4. Jackson, Eddie, DB, Alabama
4. Cohen, Tarik, RB, North Carolina A&T
5. Morgan, Jordan, OL, Kutztown, Pa.





HEAD COACH JOHN FOX

John Fox is in his third season with the Chicago Bears after being named the 15th head coach in franchise history on January 16, 2015.

Fox is in his 16th year as an NFL head coach with experience at Carolina (2002-10), Denver (2011-14) and Chicago (2015-16). As an NFL head coach, Fox has a 132-121 regular season record, six division titles, six double-digit win seasons and seven playoff appearances. In the postseason, Fox has amassed an 8-7 record as a head coach with three conference championship game appearances leading to two trips to the Super Bowl (XXXVIII with Carolina in 2003 and XLVIII with Denver in 2013). He is one of six coaches in NFL history to lead two different teams to Super Bowl appearances along with Don Shula, Bill Parcells, Dan Reeves, Dick Vermeil and Mike Holmgren. Fox ranks third among active NFL head coaches with 136 overall wins and his six seasons with at least 11 wins are third most among active head coaches.



Under Fox's tutelage as a head coach, coordinator and position coach, 42 players have earned a total of 77 Pro Bowl selections at 14 different positions during his coaching career. In 2016, running back Jordan Howard and guard Josh Sitton earned Pro Bowl honors.

Before coming to Chicago, Fox spent four seasons (2011-14) in Denver, guiding the Broncos to four division titles, joining Chuck Knox (L.A. Rams) as the only coaches in NFL history to lead their respective team to four division titles in their first four years with the franchise. Denver's regular season record of 46-18 (.719) was third-best in the NFL from 2011-14 and they were one of only three teams to win four division titles during that span along with Green Bay and New England. Denver had at least 12 wins in each of the previous three seasons (13-3 in 2012 and 2013 and 12-4 in 2014). Denver's 20-4 record against AFC West opponents during Fox's tenure was the best divisional record in the NFL. He guided the Broncos to an undefeated record in division play in 2012 and 2014 after the franchise had just one such season in team history.

Prior to his time with the Broncos, Fox spent nine years as head coach of the Carolina Panthers. He led the franchise to a 73-71 (.507) regular-season record, including three playoff appearances and two NFC South titles. The Panthers went 5-3 in the postseason under Fox, including four road playoff wins while appearing in two NFC Championship Games and earning the franchise's first Super Bowl appearance. The four playoff road victories are tied for fifth most in NFL history and tied for fourth most by a head coach with one team.

JOHN FOX CAREER VS. NFL OPPONENTS

| NFC Opponents | Reg. | Post. | Overall |
|------------------|--------------|------------|--------------|
| | 76-82 | 5-3 | 81-85 |
| NFC North | 16-22 | 1-0 | 17-22 |
| Chicago | 3-2 | 1-0 | 4-2 |
| Detroit | 5-5 | 0-0 | 5-5 |
| Green Bay | 3-9 | 0-0 | 3-9 |
| Minnesota | 5-6 | 0-0 | 5-6 |
| NFC South | 34-30 | 0-0 | 34-30 |
| Atlanta | 7-13 | 0-0 | 7-13 |
| Carolina | 2-0 | 0-0 | 2-0 |
| New Orleans | 12-8 | 0-0 | 12-8 |
| Tampa Bay | 13-9 | 0-0 | 13-9 |
| NFC East | 8-20 | 3-0 | 11-20 |
| Dallas | 1-7 | 1-0 | 2-7 |
| New York Giants | 3-4 | 1-0 | 4-4 |
| Philadelphia | 1-6 | 1-0 | 2-6 |
| Washington | 3-3 | 0-0 | 3-3 |
| NFC West | 18-10 | 1-3 | 19-13 |
| Arizona | 8-2 | 0-1 | 8-3 |
| San Francisco | 5-2 | 0-0 | 5-2 |
| Seattle | 1-4 | 0-2 | 1-6 |
| St. Louis/LA | 4-2 | 1-0 | 5-2 |

| AFC Opponents | Reg. | Post. | Overall |
|------------------|--------------|------------|--------------|
| | 56-39 | 3-4 | 59-43 |
| AFC North | 14-8 | 1-1 | 15-9 |
| Baltimore | 5-1 | 0-1 | 5-2 |
| Cincinnati | 4-3 | 0-0 | 4-3 |
| Cleveland | 3-1 | 0-0 | 3-1 |
| Pittsburgh | 2-3 | 1-0 | 3-3 |
| AFC South | 6-13 | 0-1 | 6-14 |
| Houston | 1-4 | 0-0 | 1-4 |
| Indianapolis | 2-3 | 0-1 | 2-4 |
| Jacksonville | 2-2 | 0-0 | 2-2 |
| Tennessee | 1-4 | 0-0 | 1-4 |
| AFC East | 8-10 | 1-2 | 9-12 |
| Buffalo | 2-2 | 0-0 | 2-2 |
| Miami | 2-2 | 0-0 | 2-2 |
| New England | 1-5 | 1-2 | 2-7 |
| New York Jets | 3-1 | 0-0 | 3-1 |
| AFC West | 28-8 | 1-0 | 29-8 |
| Denver | 1-2 | 0-0 | 1-2 |
| Kansas City | 10-1 | 0-0 | 10-1 |
| Oakland | 9-2 | 0-0 | 9-2 |
| Los Angeles | 8-3 | 1-0 | 9-3 |



JOHN FOX'S CAREER HEAD COACHING RECORD

| Year | Team | Regular Season | Postseason |
|------------------------|-------------------|-----------------------|-----------------------|
| 2002 | Carolina Panthers | 7-9 | |
| 2003 | Carolina Panthers | 11-5 | S.B. XXXVIII (3-1) |
| 2004 | Carolina Panthers | 7-9 | |
| 2005 | Carolina Panthers | 11-5 | NFC Champ. Game (2-1) |
| 2006 | Carolina Panthers | 8-8 | |
| 2007 | Carolina Panthers | 7-9 | |
| 2008 | Carolina Panthers | 12-4 | Playoffs (0-1) |
| 2009 | Carolina Panthers | 8-8 | |
| 2010 | Carolina Panthers | 2-14 | |
| 2011 | Denver Broncos | 8-8 | Playoffs (1-1) |
| 2012 | Denver Broncos | 13-3 | Playoffs (0-1) |
| 2013 | Denver Broncos | 13-3 | S.B. XLVIII (2-1) |
| 2014 | Denver Broncos | 12-4 | Playoffs (0-1) |
| 2015 | Chicago Bears | 6-10 | |
| 2016 | Chicago Bears | 3-13 | |
| 2017 | Chicago Bears | 4-9 | |
| Carolina Totals | | 73-71 (.507) | 5-3 (.625) |
| Denver Totals | | 46-18 (.719) | 3-4 (.428) |
| Chicago Totals | | 13-32 (.289) | 0-0 |
| CAREER TOTALS | | 132-121 (.522) | 8-7 (.533) |

CHICAGO BEARS COORDINATORS/ASSISTANT COACHES



Vic Fangio
Defensive
Coordinator



Dowell Loggains
Offensive
Coordinator




Jeff Rodgers
Special Teams
Coordinator



Roy Anderson
Assistant
Defensive Backs



Zach Azzanni
Wide Receivers



Sean Desai
Defensive
Quality Control



Ed Donatell
Defensive Backs



John Dunn
Offensive Assistant



Ben McDaniels
Offensive Assistant



Curtis Modkins
Running Backs



Glen Pires
Linebackers



Dave Ragone
Quarterbacks



Jay Rodgers
Defensive Line



Frank Smith
Tight Ends



Brandon Staley
Outside Linebackers



Derius Swinton II
Assistant
Special Teams



Jeremiah Washburn
Offensive Line



Ben Wilkerson
Assistant
Offensive Line



CHICAGO BEARS 2017 TRANSACTIONS

| Date | Player | Transaction |
|------------------|------------------------|--------------------|
| DECEMBER | | |
| 12/9/2017 | Jonathan Anderson..... | cut |
| 12/9/2017 | Rashaad Coward..... | signed |
| 12/5/2017 | Will Pericak..... | pract. squad add |
| 12/5/2017 | Cameron Lee..... | signed |
| 12/5/2017 | Howard Jones..... | signed |
| 12/5/2017 | Colin Thompson..... | pract. squad add |
| 12/4/2017 | Mike Nugent..... | signed |
| 12/2/2017 | Howard Jones..... | pract. squad add |
| 12/2/2017 | Colin Thompson..... | cut |
| NOVEMBER | | |
| 11/30/2017 | Howard Jones..... | cut |
| 11/30/2017 | Chris Pronski..... | signed |
| 11/29/2017 | Lamar Houston..... | signed |
| 11/28/2017 | Tre McBride..... | cut |
| 11/27/2017 | Mario Alford..... | cut |
| 11/27/2017 | Alex Carter..... | pract. squad add |
| 11/23/2017 | Howard Jones..... | signed |
| 11/23/2017 | Demarcus Ayers..... | pract. squad add |
| 11/20/2017 | Cairo Santos..... | signed |
| 11/20/2017 | Connor Barth..... | cut |
| 11/13/2017 | Darreus Rogers..... | cut |
| 11/13/2017 | Travis Averill..... | pract. squad add |
| 11/13/2017 | Tanner Gentry..... | pract. squad add |
| 11/11/2017 | Tanner Gentry..... | cut |
| 11/11/2017 | Jonathan Anderson..... | signed |
| 11/7/2017 | Ben Braunecker..... | signed |
| 11/7/2017 | Colin Thompson..... | pract. squad add |
| OCTOBER | | |
| 10/30/2017 | Jerrell Freeman..... | suspended |
| 10/28/2017 | Jonathan Anderson..... | pract. squad add |
| 10/28/2017 | Carl Bradford..... | cut |
| 10/26/2017 | Jonathan Anderson..... | cut |
| 10/25/2017 | Dontrelle Inman..... | acquired via trade |
| 10/16/2017 | Jason Thompson..... | cut |
| 10/16/2017 | Nelson Spruce..... | pract. squad add |
| 10/11/2017 | Carl Bradford..... | pract. squad add |
| 10/11/2017 | Tanner Gentry..... | signed |
| 10/11/2017 | Deonte Thompson..... | cut |
| 10/11/2017 | Darreus Rogers..... | pract. squad add |
| 10/10/2017 | Danny Trevathan..... | suspension lifted |
| 10/9/2017 | Isaiah Irving..... | pract. squad add |
| 10/6/2017 | Mike Purcell..... | cut |
| 10/6/2017 | Howard Jones..... | pract. squad add |
| 10/2/2017 | Jason Thompson..... | pract. squad add |
| 10/2/2017 | Tre McBride..... | signed |
| SEPTEMBER | | |
| 9/30/2017 | Danny Trevathan..... | suspended |
| 9/26/2017 | Tre McBride..... | pract. squad add |
| 9/26/2017 | D.J. Tialavea..... | cut |
| 9/26/2017 | Doran Grant..... | pract. squad add |
| 9/23/2017 | Tre McBride..... | cut |
| 9/23/2017 | John Timu..... | pract. squad add |
| 9/21/2017 | Tanner Gentry..... | pract. squad add |
| 9/20/2017 | D.J. Tialavea..... | pract. squad add |
| 9/19/2017 | Josh Rounds..... | pract. squad waive |
| 9/19/2017 | Mike Purcell..... | pract. squad add |

| Date | Player | Transaction |
|-----------|-----------------------------|----------------------|
| 9/19/2017 | Tanner Gentry..... | cut |
| 9/19/2017 | DeAndre Houston-Carson..... | signed |
| 9/12/2017 | Rueben Randle..... | cut |
| 9/12/2017 | Mario Alford..... | pract. squad add |
| 9/12/2017 | Josh Rounds..... | pract. squad add |
| 9/12/2017 | Jonathan Anderson..... | signed |
| 9/12/2017 | Tanner Gentry..... | signed |
| 9/9/2017 | Akiem Hicks..... | contract extension |
| 9/8/2017 | Ka'Deem Carey..... | cut |
| 9/8/2017 | Connor Shaw..... | cut |
| 9/6/2017 | Lamar Houston..... | cut |
| 9/4/2017 | John Jenkins..... | signed |
| 9/4/2017 | Cameron Lee..... | pract. squad add |
| 9/4/2017 | Chris Pronski..... | cut |
| 9/4/2017 | Ben Braunecker..... | pract. squad add |
| 9/3/2017 | Andrew DePaola..... | acquired from waiver |
| 9/3/2017 | Tre McBride..... | acquired from waiver |
| 9/3/2017 | John Timu..... | pract. squad add |
| 9/3/2017 | Dieugot Joseph..... | pract. squad add |
| 9/3/2017 | Isaiah Irving..... | pract. squad add |
| 9/3/2017 | DeAndre Houston-Carson..... | pract. squad add |
| 9/3/2017 | Brandon Greene..... | pract. squad add |
| 9/3/2017 | Tanner Gentry..... | pract. squad add |
| 9/3/2017 | Rashaad Coward..... | pract. squad add |
| 9/3/2017 | Jonathan Anderson..... | pract. squad add |
| 9/3/2017 | Taquan Mizzell..... | acquired from waiver |
| 9/3/2017 | Jeff Overbaugh..... | cut |
| 9/3/2017 | Jeremy Langford..... | cut |
| 9/3/2017 | Ben Braunecker..... | cut |
| 9/2/2017 | Johnthan Banks..... | cut |
| 9/2/2017 | Taylor Boggs..... | cut |
| 9/2/2017 | Victor Cruz..... | cut |
| 9/2/2017 | Jaye Howard Jr..... | cut |
| 9/2/2017 | John Jenkins..... | cut |
| 9/2/2017 | Kelvin Sheppard..... | cut |
| 9/2/2017 | Dan Skuta..... | cut |
| 9/2/2017 | B.W. Webb..... | cut |
| 9/2/2017 | C.J. Wilson..... | cut |
| 9/2/2017 | Roberto Aguayo..... | cut |
| 9/2/2017 | Jonathan Anderson..... | cut |
| 9/2/2017 | Daniel Braverman..... | cut |
| 9/2/2017 | Rashaad Coward..... | cut |
| 9/2/2017 | Titus Davis..... | cut |
| 9/2/2017 | Tanner Gentry..... | cut |
| 9/2/2017 | Brandon Greene..... | cut |
| 9/2/2017 | DeAndre Houston-Carson..... | cut |
| 9/2/2017 | Alton Howard..... | cut |
| 9/2/2017 | Isaiah Irving..... | cut |
| 9/2/2017 | Harold Jones-Quartey..... | cut |
| 9/2/2017 | Dieugot Joseph..... | cut |
| 9/2/2017 | Mitchell Kirsch..... | cut |
| 9/2/2017 | Will Poehls..... | cut |
| 9/2/2017 | MyCole Pruitt..... | cut |
| 9/2/2017 | Rashaad Reynolds..... | cut |
| 9/2/2017 | Cyril Richardson..... | cut |
| 9/2/2017 | Josh Rounds..... | cut |
| 9/2/2017 | Freddie Stevenson..... | cut |
| 9/2/2017 | John Timu..... | cut |
| 9/2/2017 | Connor Shaw..... | cut |
| 9/2/2017 | Ka'Deem Carey..... | Placed on IR |



CHICAGO BEARS 2017 TRANSACTIONS

| Date | Player | Transaction |
|----------|------------------|--------------|
| 9/2/2017 | Lamarr Houston | Placed on IR |
| 9/2/2017 | Cameron Meredith | Placed on IR |
| 9/2/2017 | Jordan Morgan | Placed on IR |
| 9/2/2017 | Chris Pronsinski | Placed on IR |

AUGUST

| | | |
|-----------|--------------------|----------------------|
| 8/29/2017 | Alex Scearce | cut |
| 8/29/2017 | Kapron Lewis-Moore | cut |
| 8/28/2017 | Patrick Scales | cut |
| 8/28/2017 | Jeff Overbaugh | signed |
| 8/23/2017 | Charles Leno Jr. | contract extension |
| 8/18/2017 | Hendrick Ekpe | cut |
| 8/18/2017 | Kelvin Sheppard | signed |
| 8/13/2017 | Roberto Aguayo | acquired from waiver |
| 8/9/2017 | Joel Bouagnon | cut |
| 8/7/2017 | Andy Phillips | cut |
| 8/7/2017 | Brandon Greene | signed |
| 8/7/2017 | Alton Howard | signed |
| 8/3/2017 | Josh Rounds | signed |

JULY

| | | |
|-----------|-------------------|--------|
| 7/31/2017 | Nick Becton | signed |
| 7/19/2017 | Mitchell Trubisky | signed |

MAY

| | | |
|-----------|-------------------|----------------------|
| 5/31/2017 | Michael Burton | acquired from waiver |
| 5/31/2017 | Franco House | cut |
| 5/30/2017 | Jhajuan Seales | cut |
| 5/25/2017 | Victor Cruz | signed |
| 5/19/2017 | Adam Shaheen | signed |
| 5/15/2017 | Eddie Jackson | signed |
| 5/14/2017 | Titus Davis | signed |
| 5/14/2017 | Kermit Whitfield | cut |
| 5/11/2017 | Alex Scearce | signed |
| 5/11/2017 | Jhajuan Seales | signed |
| 5/11/2017 | Freddie Stevenson | signed |
| 5/11/2017 | Kermit Whitfield | signed |
| 5/11/2017 | Andy Phillips | signed |
| 5/11/2017 | Paul Lasike | cut |
| 5/11/2017 | Will Sutton | cut |
| 5/11/2017 | Eddie Royal | cut |
| 5/11/2017 | Cornelius Edison | cut |
| 5/11/2017 | Jordan Morgan | signed |
| 5/11/2017 | Joel Bouagnon | signed |
| 5/11/2017 | Rashaad Coward | signed |
| 5/11/2017 | Hendrick Ekpe | signed |
| 5/11/2017 | Mitchell Kirsch | signed |
| 5/11/2017 | Dieugot Joseph | signed |
| 5/11/2017 | Isaiah Irving | signed |
| 5/11/2017 | Franco House | signed |
| 5/11/2017 | Tanner Gentry | signed |
| 5/11/2017 | Tarik Cohen | signed |
| 5/8/2017 | Dan Skuta | signed |
| 5/5/2017 | Jay Cutler | retired |
| 5/4/2017 | Jaye Howard | signed |
| 5/2/2017 | Bradley Sowell | signed |
| 5/1/2017 | Bralon Addison | cut |
| 5/1/2017 | Dres Anderson | cut |
| 5/1/2017 | De'Vante Bausby | cut |
| 5/1/2017 | David Cobb | cut |

| Date | Player | Transaction |
|----------|----------------|-------------|
| 5/1/2017 | Jacoby Glenn | cut |
| 5/1/2017 | Justin Perillo | cut |
| 5/1/2017 | Taylor Boggs | signed |

APRIL

| | | |
|-----------|----------------|--------------------|
| 4/17/2017 | Bryce Callahan | contract extension |
| 4/15/2017 | Sam Acho | contract extension |
| 4/10/2017 | Tracy Porter | cut |
| 4/5/2017 | B.W. Webb | signed |

MARCH

| | | |
|-----------|------------------|--------------------|
| 3/31/2017 | Ego Ferguson | cut |
| 3/23/2017 | Deonte Thompson | contract extension |
| 3/23/2017 | Mark Sanchez | signed |
| 3/21/2017 | Benny Cunningham | signed |
| 3/20/2017 | Chris Pronsinski | contract extension |
| 3/20/2017 | C.J. Wilson | contract extension |
| 3/17/2017 | Tom Compton | signed |
| 3/14/2017 | Connor Barth | contract extension |
| 3/12/2017 | Tom Compton | signed |
| 3/12/2017 | Kendall Wright | signed |
| 3/11/2017 | Marcus Cooper | signed |
| 3/11/2017 | Christian Jones | contract extension |
| 3/11/2017 | Johnthan Banks | contract extension |
| 3/10/2017 | Prince Amukamara | signed |
| 3/10/2017 | Dion Sims | signed |
| 3/10/2017 | Markus Wheaton | signed |
| 3/10/2017 | Mike Glennon | signed |
| 3/9/2017 | Quintin Demps | signed |
| 3/9/2017 | Jay Cutler | cut |
| 3/6/2017 | Daniel Brown | contract extension |
| 3/4/2017 | Patrick Scales | contract extension |
| 3/4/2017 | Connor Shaw | contract extension |

FEBRUARY

| | | |
|-----------|----------------------|--------------------|
| 2/17/2017 | Amini Silatolu | signed |
| 2/15/2017 | Eric Kush | contract extension |
| 2/10/2017 | Justin Perillo | signed |
| 2/7/2017 | Roy Robertson-Harris | reinstated |

JANUARY

| | | |
|-----------|--------------------|--------------------|
| 1/10/2017 | Rueben Randle | signed |
| 1/9/2017 | Josh Shirley | cut |
| 1/6/2017 | Kapron Lewis-Moore | active/prac. squad |
| 1/3/2017 | Cyril Richardson | signed |
| 1/3/2017 | Will Poehls | signed |
| 1/3/2017 | Jacoby Glenn | signed |
| 1/3/2017 | Cornelius Edison | signed |
| 1/3/2017 | David Cobb | signed |
| 1/3/2017 | De'Vante Bausby | signed |
| 1/3/2017 | Dres Anderson | signed |
| 1/3/2017 | Rashaad Reynolds | signed |



NUMERICAL ROSTER

| No | Name | Pos | Ht | Wt | Age | Exp | College | Acquired |
|----|------------------------|-----|------|-----|-----|-----|------------------------|--------------|
| 1 | Mike Nugent | K | 5-10 | 190 | 35 | 13 | Ohio State | WFA-17 (DAL) |
| 6 | Mark Sanchez | QB | 6-2 | 232 | 31 | 9 | USC | UFA-17 (DAL) |
| 8 | Mike Glennon | QB | 6-6 | 229 | 27 | 5 | North Carolina State | UFA-17 (TB) |
| 10 | Mitchell Trubisky | QB | 6-3 | 222 | 23 | R | North Carolina | D1-17 |
| 12 | Markus Wheaton | WR | 5-11 | 185 | 26 | 5 | Oregon State | UFA-17 (PIT) |
| 13 | Kendall Wright | WR | 5-10 | 185 | 28 | 6 | Baylor | UFA-17 (TEN) |
| 15 | Joshua Bellamy | WR | 6-0 | 208 | 28 | 3 | Louisville | WC-14 (WAS) |
| 16 | Pat O'Donnell | P | 6-4 | 217 | 26 | 4 | Miami (Fla.) | D6b-14 |
| 17 | Dontrelle Inman | WR | 6-3 | 205 | 28 | 4 | Virginia | TR-17 (LAC) |
| 20 | Prince Amukamara | DB | 6-0 | 204 | 28 | 7 | Nebraska | UFA-17 (JAX) |
| 22 | Cre'Von LeBlanc | DB | 5-11 | 190 | 23 | 2 | Florida Atlantic | WFA-16 (NE) |
| 23 | Kyle Fuller | DB | 5-11 | 190 | 25 | 4 | Virginia Tech | D1-14 |
| 24 | Jordan Howard | RB | 6-0 | 224 | 23 | 2 | Indiana | D5-16 |
| 26 | Deon Bush | DB | 6-0 | 205 | 24 | 2 | Miami (Fla.) | D4b-16 |
| 27 | Sherrick McManis | DB | 6-1 | 193 | 29 | 8 | Northwestern | TR-12 (HOU) |
| 29 | Tarik Cohen | RB | 5-6 | 181 | 22 | R | North Carolina A&T | D4b-17 |
| 30 | Benny Cunningham | RB | 5-10 | 218 | 27 | 5 | Middle Tennessee State | UFA-17 (LAR) |
| 31 | Marcus Cooper Sr. | DB | 6-2 | 197 | 27 | 5 | Rutgers | UFA-17 (ARZ) |
| 32 | Deondre' Hall | DB | 6-2 | 206 | 23 | 2 | Northern Iowa | D4c-16 |
| 33 | Taquan Mizzell | RB | 5-10 | 185 | 24 | R | Virginia | WC-17 (BAL) |
| 36 | DeAndre Houston-Carson | DB | 6-1 | 205 | 24 | 2 | William & Mary | D6-16 |
| 37 | Bryce Callahan | DB | 5-9 | 188 | 26 | 3 | Rice | UFA-15 |
| 38 | Adrian Amos | DB | 6-0 | 214 | 24 | 3 | Penn State | D5-15 |
| 39 | Eddie Jackson | DB | 6-0 | 202 | 24 | R | Alabama | D4a-17 |
| 43 | Chris Pronsinski | DB | 6-1 | 213 | 30 | 7 | Wyoming | WFA-15 (PHI) |
| 44 | Nick Kwiatkowski | LB | 6-2 | 242 | 24 | 2 | West Virginia | D4a-16 |
| 46 | Michael Burton | FB | 6-0 | 240 | 25 | 3 | Rutgers | WFA-17 (DET) |
| 49 | Andrew DePaola | LS | 6-2 | 230 | 30 | 4 | Rutgers | WC-17 (TB) |
| 52 | Christian Jones | LB | 6-3 | 245 | 26 | 4 | Florida State | UnFA-14 |
| 53 | John Timu | LB | 6-0 | 246 | 25 | 3 | Washington | UnFA-15 |
| 55 | Hroniss Grasu | OL | 6-3 | 301 | 26 | 3 | Oregon | D3-15 |
| 57 | Howard Jones | LB | 6-4 | 238 | 27 | 3 | Shepherd | UFA-17 (TB) |
| 59 | Danny Trevathan | LB | 6-1 | 239 | 27 | 6 | Kentucky | UFA-16 (DEN) |
| 63 | Cameron Lee | OL | 6-5 | 312 | 23 | 3 | Illinois State | WFA-17 (CIN) |
| 65 | Cody Whitehair | OL | 6-4 | 310 | 25 | 2 | Kansas State | D2-16 |
| 69 | Rashaad Coward | DL | 6-6 | 320 | 23 | R | Old Dominion | UnFA-17 |
| 70 | Bobby Massie | OL | 6-6 | 317 | 28 | 6 | Mississippi | UFA-16 (ARZ) |
| 71 | Josh Sitton | OL | 6-3 | 320 | 31 | 10 | UCF | WFA-16 (GB) |
| 72 | Charles Leno Jr. | OL | 6-3 | 306 | 26 | 4 | Boise State | D7-14 |
| 73 | John Jenkins | DL | 6-3 | 327 | 28 | 5 | Georgia | UFA-17 (SEA) |
| 76 | Tom Compton | OL | 6-5 | 313 | 28 | 5 | South Dakota | UFA-17 (ATL) |
| 79 | Bradley Sowell | OL | 6-7 | 312 | 28 | 6 | Mississippi | UFA-17 (SEA) |
| 84 | Ben Braunecker | TE | 6-4 | 252 | 23 | 2 | Harvard | UnFA-16 |
| 85 | Daniel Brown | TE | 6-5 | 247 | 25 | 3 | James Madison | WFA-16 (BAL) |
| 87 | Adam Shaheen | TE | 6-6 | 270 | 23 | R | Ashland | D2-17 |
| 88 | Dion Sims | TE | 6-4 | 268 | 26 | 5 | Michigan State | UFA-17 (MIA) |
| 90 | Jonathan Bullard | DL | 6-3 | 296 | 24 | 2 | Florida | D3-16 |
| 91 | Eddie Goldman | DL | 6-4 | 320 | 23 | 3 | Florida State | D2-15 |
| 92 | Pernell McPhee | LB | 6-3 | 269 | 28 | 7 | Mississippi State | UFA-15 (BAL) |
| 93 | Sam Aco | LB | 6-3 | 259 | 29 | 7 | Texas | UFA-15 (ARZ) |
| 95 | Roy Robertson-Harris | DL | 6-7 | 294 | 24 | 1 | UTEP | UnFA-16 |
| 96 | Akiem Hicks | DL | 6-5 | 332 | 28 | 6 | Regina | UFA-16 (NE) |
| 99 | Lamarr Houston | LB | 6-3 | 274 | 30 | 8 | Texas | UFA-14 (OAK) |

RESERVE / INJURED

| | | | | | | | | |
|----|------------------|----|------|-----|----|---|----------------------|--------------|
| 2 | Cairo Santos | K | 5-8 | 160 | 26 | 4 | Tulane | WFA-17 (KC) |
| 11 | Kevin White | WR | 6-3 | 216 | 25 | 3 | West Virginia | D1-15 |
| 21 | Quintin Demps | DB | 5-11 | 216 | 32 | 9 | UTEP | UFA-17 (HOU) |
| 47 | Isaiah Irving | LB | 6-3 | 254 | 23 | R | San Jose State | UnFA-17 |
| 48 | Patrick Scales | LS | 6-4 | 239 | 29 | 2 | Utah State | WFA-15 (BAL) |
| 50 | Jerrell Freeman | LB | 6-0 | 235 | 31 | 6 | Mary Hardin-Baylor | UFA-16 (IND) |
| 64 | Eric Kush | OL | 6-4 | 317 | 28 | 5 | California (PA) | WC-16 (LA) |
| 67 | Jordan Morgan | OL | 6-4 | 311 | 23 | R | Kutztown | D5-17 |
| 75 | Kyle Long | OL | 6-6 | 316 | 29 | 5 | Oregon | D1-13 |
| 81 | Cameron Meredith | WR | 6-3 | 207 | 25 | 3 | Illinois State | UnFA-16 |
| 86 | Zach Miller | TE | 6-5 | 245 | 33 | 7 | Nebraska-Omaha | WFA-13 (TB) |
| 94 | Leonard Floyd | LB | 6-4 | 251 | 25 | 2 | Georgia | D1-16 |
| 97 | Willie Young | LB | 6-4 | 259 | 32 | 8 | North Carolina State | UFA-14 (DET) |
| 98 | Mitch Unrein | DL | 6-4 | 301 | 30 | 7 | Wyoming | WFA-15 (SD) |

PRACTICE SQUAD

| | | | | | | | | |
|----|----------------|----|------|-----|----|---|-------------|--------------|
| 14 | Nelson Spruce | WR | 6-1 | 210 | 25 | 2 | Colorado | WFA-17 (LAR) |
| 18 | Demarcus Ayers | WR | 5-11 | 190 | 23 | 1 | Houston | WFA-17 (NE) |
| 19 | Tanner Gentry | WR | 6-2 | 209 | 22 | R | Wyoming | UnFA-17 |
| 25 | Alex Carter | DB | 6-0 | 201 | 23 | 2 | Stanford | WFA-17 (SEA) |
| 35 | Doran Grant | DB | 5-10 | 196 | 25 | 2 | Ohio State | WFA-17 (JAX) |
| 60 | Brandon Greene | OL | 6-5 | 295 | 23 | R | Alabama | UnFA-17 |
| 62 | Travis Averill | OL | 6-3 | 295 | 23 | R | Boise State | WFA-17 (CLE) |
| 68 | Will Pericak | OL | 6-3 | 300 | 27 | 3 | Colorado | WFA-17 (BUF) |
| 82 | Colin Thompson | TE | 6-4 | 257 | 23 | R | Temple | WFA-17 (NYG) |



ALPHABETICAL ROSTER

| No. | Name | Pos | Ht | Wt | Age | Exp | College | Hometown |
|--------------------------|-------------------------|-----|------|-----|-----|-----|------------------------|--------------------------|
| 93 | Acho, Sam | LB | 6-3 | 259 | 29 | 7 | Texas | Dallas, Texas |
| 38 | Amos, Adrian | DB | 6-0 | 214 | 24 | 3 | Penn State | Baltimore, Md. |
| 20 | Amukamara, Prince | DB | 6-0 | 204 | 28 | 7 | Nebraska | Glendale, Ari. |
| 15 | Bellamy, Joshua | WR | 6-0 | 208 | 28 | 3 | Louisville | St. Petersburg, Fla. |
| 84 | Braunecker, Ben | TE | 6-4 | 252 | 23 | 2 | Harvard | Ferdinand, Ind. |
| 85 | Brown, Daniel | TE | 6-5 | 247 | 25 | 3 | James Madison | Windsor, Virginia |
| 90 | Bullard, Jonathan | DL | 6-3 | 296 | 24 | 2 | Florida | Shelby, N.C. |
| 46 | Burton, Michael | FB | 6-0 | 240 | 25 | 3 | Rutgers | Long Valley, N.J. |
| 26 | Bush, Deon | DB | 6-0 | 205 | 24 | 2 | Miami (Fla.) | Miami, Fla. |
| 37 | Callahan, Bryce | DB | 5-9 | 188 | 26 | 3 | Rice | Cypress, Texas |
| 29 | Cohen, Tarik | RB | 5-6 | 181 | 22 | R | North Carolina A&T | Bunn, N.C. |
| 76 | Compton, Tom | OL | 6-5 | 313 | 28 | 5 | South Dakota | Rosemont, Minn. |
| 31 | Cooper, Sr., Marcus | DB | 6-2 | 197 | 27 | 5 | Rutgers | Hartford, Conn. |
| 69 | Coward, Rashaad | DL | 6-6 | 320 | 23 | R | Old Dominion | Brooklyn, N.Y. |
| 30 | Cunningham, Benny | RB | 5-10 | 218 | 27 | 5 | Middle Tennessee State | Nashville, Tenn. |
| 49 | DePaola, Andrew | LS | 6-2 | 230 | 30 | 4 | Rutgers | Parkton, Md. |
| 23 | Fuller, Kyle | DB | 5-11 | 190 | 25 | 4 | Virginia Tech | Baltimore, Md. |
| 8 | Glennon, Mike | QB | 6-6 | 229 | 27 | 5 | North Carolina State | Centreville, Va. |
| 91 | Goldman, Eddie | DL | 6-4 | 320 | 23 | 3 | Florida State | Washington, D.C. |
| 55 | Grasu, Hroniss | OL | 6-3 | 301 | 26 | 3 | Oregon | Northridge, Calif. |
| 32 | Hall, Deiondre' | DB | 6-2 | 206 | 23 | 2 | Northern Iowa | Blue Springs, Mo. |
| 96 | Hicks, Akiem | DL | 6-5 | 332 | 28 | 6 | Regina | Elk Grove, Calif. |
| 99 | Houston, Lamarr | LB | 6-3 | 274 | 30 | 8 | Texas | San Francisco, Calif. |
| 36 | Houston-Carson, DeAndre | DB | 6-1 | 205 | 24 | 2 | William & Mary | Woodford, Va. |
| 24 | Howard, Jordan | RB | 6-0 | 224 | 23 | 2 | Indiana | Birmingham, Ala. |
| 17 | Inman, Dontrelle | WR | 6-3 | 205 | 28 | 4 | Virginia | Charleston, S.C. |
| 39 | Jackson, Eddie | DB | 6-0 | 202 | 24 | R | Alabama | Lauderdale Lakes, Fla. |
| 73 | Jenkins, John | DL | 6-3 | 327 | 28 | 5 | Georgia | Meriden, Conn. |
| 52 | Jones, Christian | LB | 6-3 | 245 | 26 | 4 | Florida State | Winter Park, Fla. |
| 57 | Jones, Howard | LB | 6-4 | 238 | 27 | 3 | Shepherd | Woodbridge, Va. |
| 44 | Kwiatkoski, Nick | LB | 6-2 | 242 | 24 | 2 | West Virginia | Bethel Park, Penn. |
| 22 | LeBlanc, Cre'Von | DB | 5-11 | 190 | 23 | 2 | Florida Atlantic | Palm Beach, Fla. |
| 63 | Lee, Cameron | OL | 6-5 | 312 | 23 | R | Illinois State | Danville, Ill. |
| 72 | Leno, Jr., Charles | OL | 6-3 | 306 | 26 | 4 | Boise State | Oakland, Calif. |
| 70 | Massie, Bobby | OL | 6-6 | 317 | 28 | 6 | Mississippi | Lynchburg, Va. |
| 27 | McManis, Sherrick | DB | 6-1 | 193 | 29 | 8 | Northwestern | Peoria, Ill. |
| 92 | McPhee, Pernell | LB | 6-3 | 269 | 28 | 7 | Mississippi State | Pahokee, Fla. |
| 33 | Mizzell, Taquan | RB | 5-10 | 185 | 24 | R | Virginia | Virginia Beach, Va. |
| 1 | Nugent, Mike | K | 5-10 | 190 | 35 | 13 | Ohio State | Centerville, Ohio |
| 16 | O'Donnell, Pat | P | 6-4 | 217 | 26 | 4 | Miami (Fla.) | Lake Worth, Fla. |
| 43 | Proinski, Chris | DB | 6-1 | 213 | 30 | 7 | Wyoming | Buffaly, Wyo. |
| 95 | Robertson-Harris, Roy | DL | 6-7 | 294 | 24 | 1 | UTEP | Oakland, Calif. |
| 6 | Sanchez, Mark | QB | 6-2 | 232 | 31 | 9 | USC | Mission Viejo, Calif. |
| 87 | Shaheen, Adam | TE | 6-6 | 270 | 23 | R | Ashland | Galena, Ohio |
| 88 | Sims, Dion | TE | 6-4 | 268 | 26 | 5 | Michigan State | Detroit, Mich. |
| 71 | Sitton, Josh | OL | 6-3 | 320 | 31 | 10 | UCF | Pensacola, Fla. |
| 79 | Sowell, Bradley | OL | 6-7 | 312 | 28 | 6 | Mississippi | Hernando, Miss. |
| 53 | Timu, John | LB | 6-0 | 246 | 25 | 3 | Washington | Long Beach, Calif. |
| 59 | Trevathan, Danny | LB | 6-1 | 239 | 27 | 6 | Kentucky | Youngstown, Ohio |
| 10 | Trubisky, Mitchell | QB | 6-3 | 222 | 23 | R | North Carolina | Mentor, Ohio |
| 12 | Wheaton, Markus | WR | 5-11 | 185 | 26 | 5 | Oregon State | Phoenix, Ariz. |
| 65 | Whitehair, Cody | OL | 6-4 | 310 | 25 | 2 | Kansas State | Keamey, Neb. |
| 13 | Wright, Kendall | WR | 5-10 | 185 | 28 | 6 | Baylor | Mount Pleasant, Texas |
| RESERVE / INJURED | | | | | | | | |
| 21 | Demps, Quintin | DB | 5-11 | 216 | 32 | 9 | UTEP | San Antonio, Texas |
| 94 | Floyd, Leonard | LB | 6-4 | 251 | 25 | 2 | Georgia | Atlanta, Ga. |
| 50 | Freeman, Jerrell | LB | 6-0 | 235 | 31 | 6 | Mary Hardin-Baylor | Waco, Texas |
| 47 | Irving, Isaiah | LB | 6-3 | 254 | 23 | R | San Jose State | Vacaville, Calif. |
| 64 | Kush, Eric | OL | 6-4 | 317 | 28 | 5 | California (PA) | Bridgeville, Penn. |
| 75 | Long, Kyle | OL | 6-6 | 316 | 29 | 5 | Oregon | Ivy, Va. |
| 81 | Meredith, Cameron | WR | 6-3 | 207 | 25 | 3 | Illinois State | Westchester, Ill. |
| 86 | Miller, Zach | TE | 6-5 | 245 | 33 | 7 | Nebraska-Omaha | Wahoo, Neb. |
| 67 | Morgan, Jordan | OL | 6-4 | 311 | 23 | R | Kutztown | Philadelphia, Pa. |
| 2 | Santos, Cairo | K | 5-8 | 160 | 26 | 4 | Tulane | Sao Paulo, Brazil |
| 48 | Scales, Patrick | LS | 6-4 | 239 | 29 | 2 | Utah State | Louisville, Ky. |
| 98 | Unrein, Mitch | DL | 6-4 | 301 | 30 | 7 | Wyoming | Eaton, Colo. |
| 11 | White, Kevin | WR | 6-3 | 216 | 25 | 3 | West Virginia | Plainfield, N.J. |
| 97 | Young, Willie | LB | 6-4 | 259 | 32 | 8 | North Carolina State | Palm Beach Gardens, Fla. |
| PRACTICE SQUAD | | | | | | | | |
| 62 | Averill, Travis | OL | 6-3 | 295 | 23 | R | Boise State | Anaheim, Calif. |
| 18 | Ayers, Demarcus | WR | 5-11 | 190 | 23 | 1 | Houston | Lancaster, Texas |
| 25 | Carter, Alex | DB | 6-0 | 201 | 23 | 2 | Stanford | Fairfax, Va. |
| 19 | Gentry, Tanner | WR | 6-2 | 209 | 22 | R | Wyoming | Aurora, Colo. |
| 35 | Grant, Doran | DB | 5-10 | 196 | 25 | 2 | Ohio State | Akron, Ohio |
| 60 | Greene, Brandon | OL | 6-5 | 295 | 23 | R | Alabama | Ellenwood, Ga. |
| 68 | Pericak, Will | OL | 6-3 | 300 | 27 | 3 | Colorado | Boulder, Colo. |
| 14 | Spruce, Nelson | WR | 6-1 | 210 | 25 | 2 | Colorado | Los Angeles, Calif. |
| 82 | Thompson, Colin | TE | 6-4 | 257 | 23 | R | Temple | Doylestown, Pa. |



UNOFFICIAL DEPTH CHART

OFFENSE

| | | | |
|---------------------------------------|------------------------|---------------------|--------------------------|
| WR 13 Kendall Wright | 12 Markus Wheaton | | |
| TE 88 Dion Sims | <u>87 Adam Shaheen</u> | 85 Daniel Brown | 84 Ben Braunecker |
| RT 70 Bobby Massie | 76 Tom Compton | | |
| RG 76 Tom Compton | 65 Cody Whitehair | | |
| C 65 Cody Whitehair | 55 Hroniss Grasu | | |
| LG 71 Josh Sitton | 63 Cameron Lee | | |
| LT 72 Charles Leno Jr. | 79 Bradley Sowell | | |
| QB <u>10 Mitchell Trubisky</u> | 8 Mike Glennon | 6 Mark Sanchez | |
| RB 24 Jordan Howard | <u>29 Tarik Cohen</u> | 30 Benny Cunningham | <u>33 Taquan Mizzell</u> |
| WR 15 Joshua Bellamy | 17 Dontrelle Inman | | |
| FB 46 Michael Burton | | | |

DEFENSE

| | | | |
|----------------------------------|---------------------------|---------------------|--|
| DE 96 Akiem Hicks | 95 Roy Robertson-Harris | | |
| NT 91 Eddie Goldman | 73 John Jenkins | | |
| DE 90 Jonathan Bullard | 69 Rashaad Coward | | |
| OLB 92 Pernell McPhee | 57 Howard Jones | | |
| ILB 44 Nick Kwiatkoski | 52 Christian Jones | | |
| ILB 59 Danny Trevathan | 53 John Timu | | |
| OLB 93 Sam Acho | 99 Lamarr Houston | | |
| CB 20 Prince Amukamara | 37 Bryce Callahan | 22 Cre'Von LeBlanc | |
| S 38 Adrian Amos | 26 Deon Bush | 43 Chris Prosinski | |
| S <u>39 Eddie Jackson</u> | 36 DeAndre Houston-Carson | 32 Deiondre' Hall | |
| CB 23 Kyle Fuller | 31 Marcus Cooper Sr. | 27 Sherrick McManis | |

SPECIAL TEAMS

| | | | |
|---------------------------------|-------------------------|-------------------------|--------------------|
| P 16 Pat O'Donnell | | | |
| K 1 Mike Nugent | | | |
| LS 49 Andrew DePaola | | | |
| H 16 Pat O'Donnell | | | |
| KR 30 Benny Cunningham | <u>29 Tarik Cohen</u> | <u>39 Eddie Jackson</u> | |
| PR <u>29 Tarik Cohen</u> | <u>39 Eddie Jackson</u> | 37 Bryce Callahan | 22 Cre'Von LeBlanc |

Underline denotes rookie

PRONUNCIATION GUIDE

PLAYERS

| | |
|-----------------------|-------------------------|
| Adrian Amos..... | A-miss |
| Prince Amukamara..... | ah-MOO-kah-MAIR-rah |
| Tarik Cohen..... | Tuh-REEK |
| Andrew DePaola..... | de-PAUL-a (like DePaul) |
| Hroniss Grasu..... | huh-ROW-niss grass-uu |
| Akiem Hicks..... | ah-KEEM |
| Nick Kwiatkoski..... | kwit-KOW-skee |
| Cre'Von LeBlanc..... | KRAY-von luh-BLONK |
| Sherrick McManis..... | SHARE-rick mick-MAN-us |
| Taquan Mizzell..... | TAY-kwan my-ZELL |
| Cairo Santos..... | Ky-ROW San-TOHS |
| Adam Shaheen..... | shuh-HEEN |
| Bradley Sowell..... | SO-wool |
| Danny Trevethan..... | truh-VAY-than |
| Mitch Unrein..... | Un-Rhine |

COACHES

| | |
|----------------------|-------------------|
| Sean Desai..... | d-sigh |
| Vic Fangio..... | fan-geo |
| Dowell Loggains..... | dowel LOG-ins |
| Glenn Pires..... | rhymes with tires |



THE LAST TIME ...

TEAM

Won in Overtime:

- By BEARS – 10/15/2017 at Baltimore (27-24)
- By Opp. – 12/6/2015 vs. San Francisco (26-20)

Won in Regulation by Scoring Go-Ahead Points in the Last 2 Minutes

- By BEARS – 10/11/2015 at Kansas City (18-17, M. Forte 7-yd TD pass from J. Cutler with :18 remaining)
- By Opp. – 12/3/2017 vs. San Francisco (15-14, R. Gould 24-yd FG with :04 remaining)

Sent Game to Overtime by Scoring in the Last Two Minutes of Regulation

- By BEARS – 10/18/2014 at Detroit (Gould 29-yd FG with :00 remaining; DET won 37-34 in OT)
- By Opp. – 10/15/2017 at Baltimore (Campanaro 77 yd. punt return with 1:37 left; Flacco 2-pt pass to Boyle)

Shutout

- By BEARS – 11/18/2010 at Miami (16-0)
- By Opp. – 9/27/2015 at Seattle (26-0)

Did Not Allow Opponent to Score a Touchdown (non-shutout)

- By BEARS – 12/3/2017 vs. San Francisco (held SF to 5 FGs; 15-14 SF)
- By Opp. – 11/26/2017 at Philadelphia (held Chicago to 1 FGs; 31-3 PHI)

Won By 20-or-More Points

- By BEARS – 12/10/17 at Cincinnati (26 points; 33-7)
- By Opp. – 11/26/2017 at Philadelphia (28 points, 31-3)

Won Game After Trailing by 20-or-More Points

- By BEARS – 10/16/2006 at Arizona (24-23 after trailing 20-0 and 23-3)
- By Opp. – 11/10/2002 vs. New England (33-30 after trailing 27-6)

Won After Trailing at End of the 1st Quarter

- By BEARS – 12/10/17 at Cincinnati (33-7 after trailing 7-6)
- By Opp. – 12/3/2017 vs. San Francisco (15-14 after trailing 7-3)

Won After Trailing at Halftime

- By BEARS – 11/9/2015 at San Diego (22-19 after trailing 16-7)
- By Opp. – 12/3/2017 vs. San Francisco (15-14 after trailing 14-9)

Won After Trailing at End of the 3rd Quarter

- By BEARS – 12/27/2015 at Tampa Bay (26-21 after trailing 14-13)
- By Opp. – 12/3/2017 vs. San Francisco (15-14 after trailing 14-12)

Won After Trailing By 10-Plus Points in 4th Quarter

- By BEARS – 10/11/2015 at Kansas City (18-17 after trailing by 11, 17-6)
- By Opp. – 10/16/2016 vs. Jacksonville (17-16 after trailing by 13, 13-0)

Scored 20 or More Points in a Quarter

- By BEARS – 12/4/2014 vs. Dallas (21 in 4th quarter; 41-28 DAL)
- By Opp. – 12/4/2014 vs. Dallas (21 in 3rd quarter; 41-28 DAL)

Scored 30 or More Points in a Half

- By BEARS – 11/4/2012 at Tennessee (31 in 1st half; 51-20 CHI)
- By Opp. – 11/9/2014 at Green Bay (42 in 1st half; 55-14 GB)

Scored Touchdowns on Offense and Defense

- By BEARS – 10/15/2017 at Baltimore (2 offense; 1 defense; 27-24 CHI)
- By Opp. – 11/19/2017 vs. Detroit (2 offense; 1 defense; 27-24 DET)

Scored Touchdowns on Offense, Defense and Special Teams

- By BEARS – 11/4/2012 at Tennessee (4 offense; 1 defense; 1 special teams; 51-20 CHI)
- By Opp. – 9/20/2015 vs. Arizona (5 offense; 1 defense; 1 special teams; 48-23 ARZ)

**THE LAST TIME ...****Won on Monday Night Football**

- By BEARS – 10/31/2016 vs. Minnesota (20-10 on ESPN's Monday Night Football)
By Opp. – 10/9/2017 vs. Minnesota (20-17 on ESPN's Monday Night Football)

Won on Sunday Night Football

- By BEARS – 9/14/2014 at San Francisco (28-20 on NBC's Sunday Night Football)
By Opp. – 9/25/2016 at Dallas (29-14 on NBC's Sunday Night Football)

Won on Thursday Night Football

- By BEARS – 11/26/2015 at Green Bay (17-13 CHI on NBC's Thursday Night Football)
By Opp. – 9/28/2017 at Green Bay (35-14 on CBS/NFLN's Thursday Night Football)

No Turnovers

- By BEARS – 12/10/17 at Cincinnati (CHI, 33-7)
By Opp. – 11/12/2017 vs. Green Bay (GB, 23-16)

OFFENSE**Touchdown Scored on First Offensive Possession to Start Game**

- By BEARS – 12/10/17 at Cincinnati (J. Howard 21-yd run; 33-7 CHI)
By Opp. – 10/29/2017 at New Orleans (A. Kamara 8-yd run; 20-12 NO)

Touchdown Scored on First Offensive Possession of 2nd Half

- By BEARS – 10/9/2017 vs. Minnesota (Z. Miller 20-yd pass from Trubisky; 20-17 MIN)
By Opp. – 10/9/2017 vs. Minnesota (K. Rudolph 13-yd pass from Keenum; 20-17 MIN)

No Sacks Allowed

- By BEARS – 11/27/2016 vs. Tennessee
By Opp. – 1/1/2017 at Minnesota

No Turnovers and No Sacks Allowed

- By BEARS – 10/10/2013 vs. N.Y. Giants
By Opp. – 12/24/2016 vs. Washington

Successful Two-Point Conversion

- By BEARS – 10/9/2017 vs. Minnesota (Trubisky run on pitch from Z. Miller)
By Opp. – 10/15/2017 at Baltimore (Flacco pass to Boyle)

Failed Two-Point Conversion

- By BEARS – 10/29/2017 at New Orleans (pass failed)
By Opp. – 12/29/2013 vs. Green Bay (pass failed)

500-or-More Total Net Yards of Offense

- By BEARS – 10/9/2016 at Indianapolis (522; 125 rushing, 397 passing)
By Opp. – 10/18/2015 at Detroit (546; 155 rushing, 391 passing)

400-or-More Total Net Yards of Offense

- By BEARS – 12/10/17 at Cincinnati (482; 232 rushing; 271 passing)
By Opp. – 11/26/2017 at Philadelphia (420; 176 rushing, 244 passing)

300-or-More Net Rushing Yards by Team

- By BEARS – 9/9/1984 vs. Denver (302 yds on 50 carries, 2 TDs)
By Opp. – 10/14/2007 vs. Minnesota (311 yds on 43 carries, 3 TDs)

200-or-More Net Rushing Yards by Team

- By BEARS – 12/10/17 at Cincinnati (232 yards on 38 carries, 3 TDs)
By Opp. – 12/24/2016 vs. Washington (208 yards on 35 carries, 4 TDs)

Individual 200-Yard Rushing Game

- By BEARS – 10/2/2011 vs. Carolina (Matt Forte, 205 yds on 25 carries, TD)
By Opp. – 12/1/2013 at Minnesota (Adrian Peterson, 211 yds on 35 carries, 0 TDs)

Individual 150-Yard Rushing Game

- By BEARS – 10/15/2017 at Baltimore (Jordan Howard, 167 yds on 36 carries, 0 TD)
By Opp. – 12/18/2016 vs. Green Bay (Ty Montgomery, 162 yds on 16 carries, 2 TDs)



THE LAST TIME ...

Individual 100-Yard Rushing Game

By BEARS – 12/10/17 at Cincinnati (Jordan Howard, 147 yds on 23 carries, 2 TDs)
 By Opp. – 12/18/2016 vs. Green Bay (Ty Montgomery, 162 yds on 16 carries, 2 TDs)

Two 100-Yard Rushers in the Same Game

By BEARS – 11/10/1985 vs. Detroit (207 total; Walter Payton - 105, Matt Suhey - 102)
 By Opp. – 12/22/2013 at Philadelphia (248 total; LeSean McCoy - 133, Bryce Brown - 115)

Consecutive 100-Yard Rushing Games

By BEARS – 12/24/2016 vs. WAS & 1/1/2017 at MIN (Jordan Howard; 119 vs. WAS, 135 at MIN)
 By Opp. – 12/1/2013 at MIN & 12/9/2013 vs. DAL (A. Peterson, MIN - 211; D. Murray, DAL - 146)

Combined 200-Yards Rushing by Two Players (Non 200-Yard rusher, top 2 rushers)

By BEARS – 12/10/17 at Cincinnati (227 total; Jordan Howard - 147 and Tarik Cohen - 80)
 By Opp. – 12/18/2016 vs. Green Bay (207 total; Ty Montgomery - 162, C. Michael - 45)

60 Team Rushing Attempts

By BEARS – 11/8/1981 at Kansas City (61 for 201 yards, 0 TDs)
 By Opp. – Never

50 Team Rushing Attempts

By BEARS – 10/15/2017 at Baltimore (54 for 231 yards, 0 TDs)
 By Opp. – 10/30/1988 at New England (54 for 185 yards, 0 TDs)

40 Team Rushing Attempts

By BEARS – 12/4/2016 vs. San Francisco (40 for 142 yards, 3 TDs)
 By Opp. – 9/25/2016 at Dallas (41 for 199 yards, 3 TDs)

Individual 40 Rushing Attempts

By BEARS – 11/20/1977 vs. Minnesota (Walter Payton, 40 for 275 yards, 1 TD)
 By Opp. – Never

Individual 30 Rushing Attempts

By BEARS – 10/15/2017 at Baltimore (Jordan Howard, 36 for 167 yards, 0 TDs)
 By Opp. – 9/25/2016 at Dallas (Ezekiel Elliott, 30 for 140 yards, 0 TDs)

Individual 20 Rushing Attempts

By BEARS – 12/10/17 at Cincinnati (Jordan Howard, 23 for 147 yds, 2 TDs)
 By Opp. – 11/12/2017 vs. Green Bay (Jamaal Williams, 20 for 67 yards, 0 TDs)

Rushing Play of 75-Plus Yards

By BEARS – 11/27/1988 vs. Green Bay (Neal Anderson, 80-yard TD run)
 By Opp. – 11/4/2012 at Tennessee (Chris Johnson, 80-yard TD run)

Rushing Play of 50-Plus Yards

By BEARS – 11/19/2017 vs. Detroit (Jordan Howard, 50-yard run)
 By Opp. – 10/9/2017 vs. Minnesota (J. McKinnon, 58-yard TD run)

Rushing Play of 25-Plus Yards

By BEARS – 12/10/17 at Cincinnati (Tarik Cohen, 29-yard run)
 By Opp. – 11/26/2017 at Philadelphia (Jay Ajayi, 30-yard run)

3-Plus Rushing Touchdowns by Team

By BEARS – 12/10/17 at Cincinnati (3, J. Howard - 1; T. Cohen - 1, M. Trubisky - 1)
 By Opp. – 12/24/2016 vs. Washington (4, K. Cousins - 2, M. Brown - 1, C. Thompson - 1)

3-Plus Rushing Touchdowns by Individual

By BEARS – 12/4/2016 vs. San Francisco (Jordan Howard, 3)
 By Opp. – 10/20/2013 at Washington (Roy Helu, 3)

2-Plus Rushing Touchdowns by Individual

By BEARS – 12/10/17 at Cincinnati (Jordan Howard, 2 TDs)
 By Opp. – 12/24/2016 vs. Washington (Kirk Cousins, 2 TDs)

**THE LAST TIME ...****400 Gross Yards Passing by Team**

By BEARS - 11/14/1999 vs. Minnesota (422; 34 of 48, 3 TDs, INT)
By Opp. - 10/18/2015 at Detroit (405; 27 of 42, 4 TDs, 1 INT)

300 Gross Yards Passing by Team

By BEARS - 12/24/2016 vs. Washington (323; 24 of 40, 2 TDs, 5 INTs)
By Opp. - 9/10/2017 vs. Atlanta (321; 21 of 30, 1 TD, 0 INT)

400 Yards Passing by Individual

By BEARS - 11/14/1999 vs. Minnesota (Jim Miller - 422; 34 of 48, 3 TDs, INT)
By Opp. - 10/18/2015 at Detroit (Matthew Stafford - 405; 27 of 42, 4 TDs, 1 INT)

300 Yards Passing by Individual

By BEARS - 9/17/2017 at Tampa Bay (Mike Glennon - 301; 31 of 45, 1 TD, 2 INTs)
By Opp. - 9/10/2017 vs. Atlanta (Matt Ryan - 321; 21 of 30, 1 TD, 0 INT)

Consecutive 300 Yards Passing by Individual

By BEARS - 12/18/2016 vs. GB & 12/24/2016 vs. WAS (Matt Barkley - 362 vs. GB, 323 vs. WAS)
By Opp. - 11/23/14 vs. TB & 11/27/14 at DET (J. McCown 341 vs. TB, M. Stafford 390 at DET)

60-Plus Passing Attempts by Individual

By BEARS - 11/16/1997 vs. NY Jets (Erik Kramer - 60; 32 of 60, 354 yards, 2 TDs, 3 INT)
By Opp. - 11/13/2011 vs. Detroit (Matthew Stafford - 63; 33 of 63, 329 yards, 1 TD, 4 INT)

50-Plus Passing Attempts by Individual

By BEARS - 11/27/2016 vs. Tennessee (Matt Barkley - 40; 24 of 40, 323 yards, 2 TDs, 5 INT)
By Opp. - 10/20/2016 at Green Bay (Aaron Rodgers - 56; 39 of 56, 326 yards, 3 TDs, 0 INT)

40-Plus Passing Attempts by Individual

By BEARS - 9/17/2017 at Tampa Bay (Mike Glennon - 45; 31 of 45, 301 yards, 1 TD, 2 INT)
By Opp. - 10/15/2017 at Baltimore (Joe Flacco - 41; 24 of 41, 180 yards, 0 TD, 2 INT)

30-Plus Passing Completions by Individual

By BEARS - 9/17/2017 at Tampa Bay (Mike Glennon - 31; 31 of 45, 301 yards, 1 TD, 2 INT)
By Opp. - 10/20/2016 at Green Bay (Aaron Rodgers - 39; 39 of 56, 326 yards, 3 TDs, 0 INT)

25-Plus Passing Completions by Individual

By BEARS - 12/10/17 at Cincinnati (Mitchell Trubisky - 25; 25 of 32, 271 yards, 1 TD, 0 INT)
By Opp. - 12/3/2017 vs. San Francisco (Jimmy Garoppolo - 26; 26 of 37, 293 yards, 0 TDs, 1 INT)

4-Or-More Passing Touchdowns by Individual

By BEARS - 9/14/2014 at San Francisco (Jay Cutler - 4, 23 of 34, 176 yards, 4 TDs, 0 INTs)
By Opp. - 9/28/2017 at Green Bay (Aaron Rodgers - 4; 18 of 26, 179 yards, 4 TDs, 0 INTs)

3-Or-More Passing Touchdowns by Individual

By BEARS - 11/27/2016 vs. Tennessee (Matt Barkley - 3, 28 of 54, 316 yards, 3 TDs, 2 INTs)
By Opp. - 11/26/2017 at Philadelphia (Carson Wentz - 3, 23 of 36, 227 yards, 3 TDs, 0 INTs)

10-Or-More Receptions by Individual

By BEARS - 12/10/17 at Cincinnati (Kendall Wright, 10 receptions, 107 yards, 0 TD)
By Opp. - 11/26/2017 at Philadelphia (Zach Ertz, 10 receptions, 103 yards, 1 TD)

200-Plus Receiving Yards by Individual

By BEARS - 12/1/2013 at Minnesota (Alshon Jeffery, 245 yards, 12 receptions, 2 TDs)
By Opp. - 12/17/2000 at San Francisco (Terrell Owens, 283 yards, 20 receptions, 1 TD)

150-Plus Receiving Yards by Individual

By BEARS - 11/9/2015 at San Diego (Alshon Jeffery, 151 yards, 10 receptions, 0 TDs)
By Opp. - 11/9/2014 at Green Bay (Jordy Nelson, 152 yards, 6 receptions, 2 TDs)

100-Plus Receiving Yards by Individual

By BEARS - 12/10/17 at Cincinnati (Kendall Wright, 107 yards, 10 receptions, 0 TD)
By Opp. - 11/26/2017 at Philadelphia (Zach Ertz, 103 yards, 10 receptions, 1 TD)



THE LAST TIME ...

Two 100-Yard Receivers

- By BEARS – 12/18/2016 vs. Green Bay (Cameron Meredith 104 yards and Deonte Thompson 110 yards)
 By Opp. – 11/23/2014 vs. Tampa Bay (Vincent Jackson 117 yards and Louis Murphy 113 yards)

Three 100-Yard Receivers

- By BEARS – Never
 By Opp. – 12/26/1982 at L.A. Rams (George Farmer 183, Preston Dennard 122 & Wendell Tyler 102)

Consecutive 100 Yards Receiving by Individual

- By BEARS – 12/18/16 vs. GB & 12/24/16 vs. WAS (C. Meredith 104 vs. GB, 135 vs. WAS)
 By Opp. – 12/18/16 vs. GB, 12/24/16 vs. WAS & 1/1/17 at MIN (J. Nelson 124 vs. GB; D. Jackson 114 vs. WAS; K. Rudolph 117 at MIN)

Pass Play of 80-Plus Yards

- By BEARS – 11/15/2015 at St. Louis (Jay Cutler to Jeremy Langford, 83 yards, TD)
 By Opp. – 9/10/2017 vs. Atlanta (Matt Ryan to Austin Hooper, 88 yards, TD)

Pass Play of 60-Plus Yards

- By BEARS – 10/22/2017 vs. Carolina (Mitchell Trubisky to Tarik Cohen, 70 yards)
 By Opp. – 12/18/2016 vs. Green Bay (Aaron Rodgers to Jordy Nelson, 60 yards)

Pass Play of 40-Plus Yards

- By BEARS – 11/12/2017 vs. Green Bay (Mitchell Trubisky to Joshua Bellamy, 46 yards/TD)
 By Opp. – 11/19/2017 vs. Detroit (Matthew Stafford to Kenny Golladay, 40 yards)

Offensive Lineman Caught a Pass

- By BEARS – 12/1/2013 at Minnesota (Josh McCown to Kyle Long, -1 yard)
 By Opp. – 11/16/2003 vs. St. Louis (Marc Bulger to Adam Timmerman, -7 yards)

Offensive Lineman Scored a Touchdown

- By BEARS – 12/25/2011 at Green Bay, Edwin Williams (fumble recovery in end zone)
 By Opp. – 11/16/1969 at Atlanta, Mal Snider (48-yard kickoff return)

Quarterback Caught a Pass

- By Bears – 1/1/2017 at Minnesota (Matt Barkley from Cameron Meredith, 2 yards, TD)
 By Opp. – 12/16/2012 vs. Green Bay (Aaron Rodgers from Rodgers, -1 yard)

Running Back Threw a Touchdown Pass

- By Bears – 10/15/2017 at Baltimore (T. Cohen to Z. Miller from, 21 yards)
 By Opp. –

Wide Receiver Threw a Touchdown Pass

- By Bears – 1/1/2017 at Minnesota (Cameron Meredith to Matt Barkley, 2 yards)
 By Opp. –

Punter Threw a Touchdown Pass

- By Bears – 10/8/2017 vs. Minnesota (P. O'Donnell to B. Cunningham, 38 yards)
 By Opp. –

3-Plus Receiving Touchdowns by Team

- By BEARS – 11/27/2016 vs. Tennessee (3, M. Wilson - 1, D. Thompson - 1, D. Brown - 1)
 By Opp. – 11/26/2017 at Philadelphia (3, Ertz - 1, Jeffery - 1, Agholor - 1)

3-Plus Receiving Touchdowns by Individual

- By BEARS – 9/14/2014 at San Francisco (Brandon Marshall, 3)
 By Opp. – 9/20/2015 vs. Arizona (Larry Fitzgerald, 3)

2-Plus Receiving Touchdowns by Individual

- By BEARS – 11/15/2015 at St. Louis (Zach Miller, 2)
 By Opp. – 9/28/2017 at Green Bay (Jordy Nelson, 2)

**THE LAST TIME ...****DEFENSE****Held Opponent Under 150 Total Net Yards**

- By BEARS – 10/10/2010 at Carolina (147 total; 85 rushing & 62 passing)
By Opp. – 12/3/2017 vs. San Francisco (147 total; 62 rushing & 85 passing)

Held Opponent Under 100 Total Net Yards

- By BEARS – 11/26/1978 vs. Tampa Bay (92 total; 99 rushing & -7 passing)
By Opp. – 12/27/1992 at Dallas (92 total; 28 rushing & 64 passing)

Held Opponent Under 50 Net Rushing Yards

- By BEARS – 10/12/2014 at Atlanta (42)
By Opp. – 12/4/2014 vs. Dallas (35)

Held Opponent Under 25 Net Rushing Yards

- By BEARS – 9/12/2010 vs. Detroit (20)
By Opp. – 11/26/2017 at Philadelphia (6)

Held Opponent Under 100 Net Passing Yards

- By BEARS – 12/4/2016 vs. San Francisco (6)
By Opp. – 12/3/2017 vs. San Francisco (85)

Held Opponent Under 50 Net Passing Yards

- By BEARS – 12/4/2016 vs. San Francisco (6)
By Opp. – 9/27/2015 at Seattle (48)

Held Opponent Under 100 Gross Passing Yards

- By BEARS – 12/4/2016 vs. San Francisco (39)
By Opp. – 9/27/2015 at Seattle (63)

Held Opponent Under 50 Gross Passing Yards

- By BEARS – 12/4/2016 vs. San Francisco (39)
By Opp. – 12/3/2006 vs. Minnesota (34)

8-Plus Takeaways by Team

- By BEARS – 9/2/1984 vs. Tampa Bay (8; 6 INTs, 2 FRs; CHI 34-14)
By Opp. – 10/11/1998 at Arizona (8; 4 INTs, 4 FRs; ARZ 20-7)

7-Plus Takeaways by Team

- By BEARS – 9/17/1995 at Tampa Bay (7; 4 INTs, 3 FRs; CHI 25-6)
By Opp. – 10/11/1998 at Arizona (8; 4 INTs, 4 FRs; ARZ 20-7)

6-Plus Takeaways by Team

- By BEARS – 11/13/2011 vs. Detroit (6; 4 INTs, 2 FRs; CHI 37-13)
By Opp. – 10/24/2010 vs. Washington (6; 4 INTs, 2 FRs; WAS 17-14)

5-Plus Interceptions by Team

- By BEARS – 10/01/2012 at Dallas (5; CHI 34-18)
By Opp. – 12/24/2016 vs. Washington (5; WAS 41-21)

4-Plus Interceptions by Team

- By BEARS – 10/01/2012 at Dallas (5; CHI 34-18)
By Opp. – 12/24/2016 vs. Washington (5; WAS 41-21)

2-Plus Interceptions by Individual

- By BEARS – 9/14/2014 at San Francisco (Kyle Fuller, 2)
By Opp. – 12/24/2016 vs. Washington (Josh Norman, 2; Bashaud Breeland, 2)

2-Plus Opponent Fumble Recoveries by Individual

- By BEARS – 12/27/2015 at Tampa Bay (John Timu, 2)
By Opp. – Unknown

Intercepted Pass Returned for a Touchdown

- By BEARS – 10/22/2017 vs. Carolina (Eddie Jackson, 76 yards)
By Opp. – 9/17/2017 at Tampa Bay (Robert McClain, 47 yards)



THE LAST TIME ...

Opponent Fumble Returned for a Touchdown

- By BEARS – 10/22/2017 vs. Carolina (Eddie Jackson, 75 yards)
- By Opp. – 11/19/2017 vs. Detroit (D.J. Hayden, 27 yards)

Defensive Lineman Scored a Touchdown

- By BEARS – 11/17/2013 vs. Baltimore (David Bass, 24-yard interception return)
- By Opp. – 11/1/2017 at Minnesota (Everson Griffen, 20-yard fumble return)

Linebacker Scored a Touchdown

- By BEARS – 10/20/2016 at Green Bay (Leonard Floyd, fumble recovered in end zone)
- By Opp. – 10/11/2015 at Kansas City (Ramik Wilson, fumble recovered in end zone)

Defensive Back Scored a Touchdown

- By BEARS – 10/22/2017 vs. Carolina (Eddie Jackson, 76-yard INT return)
- By Opp. – 11/19/2017 vs. Detroit (D.J. Hayden, 27-yard fumble return)

Safety

- By Bears – 10/9/2017 vs. Minnesota (Leonard Floyd sacks Sam Bradford in end zone)
- By Opp. – 11/13/2016 at Tampa Bay (Jay Cutler fumbled forced by R. Ayers out of bounds in end zone)

8-Plus Sacks by Team

- By BEARS – 11/20/2005 vs. Carolina (8; CHI 13-3)
- By Opp. – 10/3/2010 at N.Y. Giants (10; NYG 17-3)

7-Plus Sacks by Team

- By BEARS – 11/20/2005 vs. Carolina (8; CHI 13-3)
- By Opp. – 12/15/2014 vs. New Orleans (7; NO 31-15)

3-Plus Sacks by Individual

- By BEARS – 10/9/2016 at Indianapolis (Willie Young, 3)
- By Opp. – 11/12/2017 vs. Green Bay (Nick Perry, 3)

2-Plus Sacks by Individual

- By BEARS – 10/9/2017 vs. Minnesota (Akiem Hicks, 2.0; Leonard Floyd, 2.0)
- By Opp. – 9/10/2017 vs. Atlanta (Brooks Reed, 2.0)

SPECIAL TEAMS

Blocked Extra Point

- By BEARS – 12/6/2015 vs. San Francisco (Eddie Goldman, Phil Dawson was the kicker)
- By Opp. – 10/4/2015 vs. Oakland (Denico Autry, Robbie Gould was the kicker)

Blocked Field Goal

- By BEARS – 9/24/2017 (Sherrick McManis blocks Chris Boswell's 35-yard attempt)
- By Opp. – 12/24/2016 vs. Washington (Preston Smith blocks Connor Barth's 22-yard attempt)

Blocked Field Goal for TD

- By BEARS – 10/11/1978 vs. Oakland (Mike Spivey 71-yard return; blocked by Virgil Livers)
- By Opp. – 12/23/2012 at Arizona (Justin Bethel 82-yard return; blocked by Adrian Wilson)

Blocked Punt

- By BEARS – 11/4/2012 at Tennessee (Sherrick McManis blocked Brett Kern's punt)
- By Opp. – 12/27/2015 at Tampa Bay (Jeremiah George blocked Pat O'Donnell's punt)

Blocked Punt for TD

- By BEARS – 11/4/2012 at Tennessee (Corey Wootton 5-yard return; blocked by Sherrick McManis)
- By Opp. – 9/14/1987 vs. N.Y. Giants (Tom Flynn recovered in end zone; blocked by Eric Howard)

Fake Field Goal for TD

- By BEARS – 12/1/2002 at Green Bay (Brad Maynard 12-yard pass to Dustin Lyman)
- By Opp. – 9/13/2012 at Green Bay (Tim Masthay 27-yard pass to Tom Crabtree)

**THE LAST TIME ...****Fake Punt for TD**

By BEARS – 10/9/2017 vs. Minnesota (P. O'Donnell 38-yard pass to B. Cunningham)
By Opp. –

Missed Extra Point (kick not blocked)

By BEARS – 12/10/2017 at Cincinnati (Mike Nugent, hit upright)
By Opp. – 9/17/2017 at Tampa bay (Nick Folk, wide left)

Missed Field Goal Returned

By BEARS – 11/12/2006 at N.Y. Giants (Devin Hester, 108-yard TD)
By Opp. – 11/8/2009 vs. Arizona (Antrel Rolle, 59 yards)

Muff Recovered for TD

By BEARS – 10/19/2008 vs. Minnesota (Zackary Bowman, muffed punt recovered in end zone)
By Opp. – Never

Punt Returned for TD

By BEARS – 12/3/2017 vs. San Francisco (Cohen 61 yards)
By Opp. – 10/15/2017 at Baltimore (Campanaro, 77 yards)

100 or More Punt Return Yards by Individual

By BEARS – 11/13/2011 vs. Detroit (Devin Hester, 122 yards, TD on 3 returns)
By Opp. – 10/15/2017 at Baltimore (Campanaro, 132 yards, 77-yard TD return)

Kickoff Returned for TD

By BEARS – 11/9/2014 at Green Bay (Chris Williams, 101 yards)
By Opp. – 10/15/2017 at Baltimore (B. Rainey, 96 yards)

150 or More Kickoff Return Yards by Individual

By BEARS – 12/20/2015 at Minnesota (Deonte Thompson, 153 yards on 5 returns)
By Opp. – 10/15/2017 at Baltimore (B. Rainey, 191 yards on 5 returns)

Recovered Own Onside Kick

By BEARS – 11/27/2016 vs. Tennessee (Adrian Amos recovered Connor Barth kick)
By Opp. – 12/4/2013 at Green Bay (Jamari Lattimore recovered Mason Crosby kick)

5 Field Goals Made

By BEARS – 10/20/1968 at Philadelphia (Mac Percival, 5 for 5)
By Opp. – 12/3/2017 vs. San Francisco (Robbie Gould 5 for 5)

4 Field Goals Made

By BEARS – 12/27/2015 at Tampa Bay (Robbie Gould, 4 of 4)
By Opp. – 9/27/2015 at Seattle (Steven Hauschka, 4 for 4)

3 Field Goals Made

By BEARS – 11/12/2017 vs. Green Bay (Connor Barth, 3 for 3)
By Opp. – 10/15/2017 at Baltimore (J. Tucker 3 for 3)

FG Made of 50-or-More Yards

By BEARS – 9/10/2017 vs. Atlanta (Connor Barth, 54 yards)
By Opp. – 11/19/2017 vs. Detroit (Matt Prater, 52 yards)



LAST TIME OUT • FINAL GAME BOOK

National Football League Game Summary

NFL Copyright © 2017 by The National Football League. All rights reserved. This summary and play-by-play is for the express purpose of assisting media in their coverage of the game; any other use of this material is prohibited without the written permission of the National Football League. Updated: 12/11/2017

Date: Sunday, 12/10/2017

Chicago Bears at Cincinnati Bengals

Start Time: 1:02 PM EST

at Paul Brown Stadium, Cincinnati, Ohio

Game Day Weather

Game Weather: Partly Cloudy

Temp: 31° F (-0.6° C) Humidity: 64%, Wind: SSW 11 mph

Played Outdoor on Turf: UBU Sports Speed 55-M

Wind Chill: 21

Officials

Referee: Parry, John (132)

Umpire: Pellis, Mark (131)

Down Judge: Spanier, Michael (90)

Line Judge: Seeman, Jeff (45)

Field Judge: Meslow, David (118)

Side Judge: Washington, Keith (7)

Back Judge: Paganelli, Perry (46)

Replay Official: Oldham, Jimmy

Lineups

| Chicago Bears | | Cincinnati Bengals | |
|------------------|--------------------|--------------------|------------------|
| Offense | Defense | Offense | Defense |
| WR 13 K.Wright | DE 96 A.Hicks | WR 18 A.Green | LDE 96 C.Dunlap |
| TE 88 D.Sims | NT 73 J.Jenkins | LOT 70 C.Ogbuehi | NT 99 A.Billings |
| RT 70 B.Massie | DE 90 J.Bullard | LG 65 C.Boling | DT 98 R.Glasgow |
| RG 76 T.Compton | OLB 52 D.Jones | C 61 R.Bodine | RDE 90 M.Johnson |
| C 65 C.Whitehair | ILB 59 D.Trevathan | RG 66 T.Hopkins | DB 26 J.Shaw |
| LG 71 J.Sitton | OLB 93 S.Acho | ROT 71 A.Smith | LB 51 K.Minter |
| LT 72 C.Leno Jr. | CB 20 P.Amukamara | TE 81 T.Kroft | LB 57 V.Rey |
| QB 10 M.Trubisky | S 43 C.Prosinski | WR 80 J.Malone | LCB 21 D.Dennard |
| RB 24 Jo.Howard | S 39 E.Jackson | WR 11 B.LaFell | RCB 22 W.Jackson |
| WR 15 J.Bellamy | CB 23 K.Fuller | QB 14 A.Dalton | SS 42 C.Fejeedem |
| WR 17 D.Inman | NB 37 B.Callahan | HB 25 G.Bernard | FS 43 G.Iloka |

Substitutions

K 1 M.Nugent, WR 12 M.Wheaton, P 16 P.O'Donnell, DB 22 C.LeBlanc, DB 26 D.Bush, DB 27 S.McManis, RB 29 T.Cohen, RB 30 B.Cunningham, DB 31 M.Cooper Sr., DB 32 D.Hall, LB 44 N.Kwiatkowski, FB 46 M.Burton, LS 49 A.DePaola, LB 53 J.Timu, LB 57 H.Jones, DL 69 R.Coward, OL 79 B.Sowell, TE 84 B.Braunacker, TE 85 D.Brown, TE 87 A.Shaheen, DL 95 R.Robertson-Harris, LB 99 L.Houston

K 4 R.Bullock, QB 5 A.McCarron, P 10 K.Huber, WR 12 A.Erickson, WR 16 C.Core, CB 20 K.Russell, HB 23 B.Hill, CB 29 T.McRae, S 40 B.Wilson, LS 46 C.Harris, LB 50 J.Evans, LB 56 H.Nickerson, LB 58 C.Lawson, C 60 T.Johnson, G 62 A.Redmond, OT 73 E.Winston, DE 75 J.Willis, H-B 82 C.Carter, WR 83 T.Boyd, TE 87 C.Uzomah, H-B 89 R.Hewitt, DT 92 P.Sims, DE 94 C.Smith, DT 97 G.Atkins

Substitutions

Did Not Play

QB 8 M.Glennon, OL 55 H.Grasu

Did Not Play

Not Active

QB 6 M.Sanchez, RB 33 T.Mizzell, DB 36 D.Houston-Carson, DB 38 A.Amos, OL 63 C.Lee, DL 91 E.Goldman, LB 92 P.McPhee

Not Active

CB 27 D.Kirkpatrick, HB 28 J.Mixon, S 36 S.Williams, LB 55 V.Burfield, LB 59 N.Vigil, G 63 C.Westerman, DT 68 J.Tupou

Field Goals (made) & missed

M.Nugent (34) (27)

| | | 1 | 2 | 3 | 4 | OT | Total |
|----------|--------------------|---|---|---|----|----|-------|
| VISITOR: | Chicago Bears | 6 | 6 | 7 | 14 | 0 | 33 |
| HOME: | Cincinnati Bengals | 7 | 0 | 0 | 0 | 0 | 7 |

Scoring Plays

| Team | Qtr | Time | Play Description (Extra Point) (Drive Info) | Visitor | Home |
|---------|-----|-------|---|---------|------|
| Bears | 1 | 11:00 | Jo.Howard 21 yd. run (kick failed, hru) (4-51, 1:06) | 6 | 0 |
| Bengals | 1 | 2:15 | B.LaFell 14 yd. pass from A.Dalton (R.Bullock kick) (7-72, 3:59) | 6 | 7 |
| Bears | 2 | 12:38 | M.Nugent 34 yd. Field Goal (10-73, 4:37) | 9 | 7 |
| Bears | 2 | 1:46 | M.Nugent 27 yd. Field Goal (15-86, 8:11) | 12 | 7 |
| Bears | 3 | 4:54 | M.Trubisky 4 yd. run (M.Nugent kick) (9-76, 5:15) | 19 | 7 |
| Bears | 4 | 14:52 | A.Shaheen 1 yd. pass from M.Trubisky (M.Nugent kick) (7-43, 3:23) | 26 | 7 |
| Bears | 4 | 9:18 | Jo.Howard 8 yd. run (M.Nugent kick) (7-80, 4:13) | 33 | 7 |

Paid Attendance: 52,002

Time: 3:10



LAST TIME OUT - FINAL GAME BOOK

Final Individual Statistics

Chicago Bears

Cincinnati Bengals

| RUSHING | ATT | YDS | AVG | LG | TD |
|------------|-----|-----|-----|----|----|
| Jo.Howard | 23 | 147 | 6.4 | 21 | 2 |
| T.Cohen | 12 | 80 | 6.7 | 29 | 0 |
| M.Trubisky | 2 | 5 | 2.5 | 4 | 1 |
| M.Burton | 1 | 0 | 0.0 | 0 | 0 |
| Total | 38 | 232 | 6.1 | 29 | 3 |

| RUSHING | ATT | YDS | AVG | LG | TD |
|-----------|-----|-----|-----|----|----|
| G.Bernard | 11 | 62 | 5.6 | 21 | 0 |
| B.Hill | 2 | 8 | 4.0 | 4 | 0 |
| Total | 13 | 70 | 5.4 | 21 | 0 |

| PASSING | ATT | CMP | YDS | SK/YD | TD | LG | IN | RT |
|------------|-----|-----|-----|-------|----|----|----|-------|
| M.Trubisky | 32 | 25 | 271 | 2/21 | 1 | 36 | 0 | 112.4 |
| Total | 32 | 25 | 271 | 2/21 | 1 | 36 | 0 | 112.4 |

| PASSING | ATT | CMP | YDS | SK/YD | TD | LG | IN | RT |
|------------|-----|-----|-----|-------|----|----|----|------|
| A.Dalton | 29 | 14 | 141 | 2/15 | 1 | 20 | 1 | 59.7 |
| A.McCarron | 8 | 4 | 47 | 1/9 | 0 | 27 | 0 | 68.2 |
| Total | 37 | 18 | 188 | 3/24 | 1 | 27 | 1 | 61.5 |

| PASS RECEIVING | TAR | REC | YDS | AVG | LG | TD |
|----------------|-----|-----|-----|------|----|----|
| K.Wright | 11 | 10 | 107 | 10.7 | 18 | 0 |
| A.Shaheen | 5 | 4 | 44 | 11.0 | 18 | 1 |
| J.Bellamy | 4 | 2 | 52 | 26.0 | 36 | 0 |
| D.Sims | 3 | 2 | 32 | 16.0 | 19 | 0 |
| B.Cunningham | 2 | 2 | 14 | 7.0 | 9 | 0 |
| D.Brown | 2 | 2 | 9 | 4.5 | 6 | 0 |
| T.Cohen | 2 | 2 | 5 | 2.5 | 3 | 0 |
| Jo.Howard | 2 | 1 | 8 | 8.0 | 8 | 0 |
| Total | 31 | 25 | 271 | 10.8 | 36 | 1 |

| PASS RECEIVING | TAR | REC | YDS | AVG | LG | TD |
|----------------|-----|-----|-----|------|----|----|
| G.Bernard | 8 | 6 | 68 | 11.3 | 27 | 0 |
| A.Green | 12 | 5 | 64 | 12.8 | 20 | 0 |
| B.LaFell | 6 | 3 | 24 | 8.0 | 14 | 1 |
| T.Boyd | 4 | 1 | 15 | 15.0 | 15 | 0 |
| A.Erickson | 1 | 1 | 9 | 9.0 | 9 | 0 |
| R.Hewitt | 1 | 1 | 6 | 6.0 | 6 | 0 |
| B.Hill | 1 | 1 | 2 | 2.0 | 2 | 0 |
| T.Kroft | 1 | 0 | 0 | 0.0 | 0 | 0 |
| J.Malone | 1 | 0 | 0 | 0.0 | 0 | 0 |
| C.Uzomah | 1 | 0 | 0 | 0.0 | 0 | 0 |
| Total | 36 | 18 | 188 | 10.4 | 27 | 1 |

| INTERCEPTIONS | NO | YDS | AVG | LG | TD |
|---------------|----|-----|-----|----|----|
| E.Jackson | 1 | 6 | 6.0 | 6 | 0 |
| Total | 1 | 6 | 6.0 | 6 | 0 |

| INTERCEPTIONS | NO | YDS | AVG | LG | TD |
|---------------|----|-----|-----|----|----|
| Total | 0 | 0 | 0 | 0 | 0 |

| PUNTING | NO | YDS | AVG | NET | TB | IN20 | LG |
|-------------|----|-----|------|------|----|------|----|
| P.O'Donnell | 3 | 142 | 47.3 | 43.3 | 0 | 2 | 50 |
| Total | 3 | 142 | 47.3 | 43.3 | 0 | 2 | 50 |

| PUNTING | NO | YDS | AVG | NET | TB | IN20 | LG |
|---------|----|-----|------|------|----|------|----|
| K.Huber | 5 | 251 | 50.2 | 48.8 | 0 | 2 | 57 |
| Total | 5 | 251 | 50.2 | 48.8 | 0 | 2 | 57 |

| PUNT RETURNS | NO | YDS | AVG | FC | LG | TD |
|-----------------|----|-----|-----|----|----|----|
| T.Cohen | 2 | 7 | 3.5 | 1 | 6 | 0 |
| [DOWNED] | 1 | 0 | 0.0 | 0 | 0 | 0 |
| [OUT OF BOUNDS] | 1 | 0 | 0.0 | 0 | 0 | 0 |
| Total | 2 | 7 | 3.5 | 1 | 6 | 0 |

| PUNT RETURNS | NO | YDS | AVG | FC | LG | TD |
|--------------|----|-----|-----|----|----|----|
| A.Erickson | 2 | 12 | 6.0 | 0 | 7 | 0 |
| [DOWNED] | 1 | 0 | 0.0 | 0 | 0 | 0 |
| Total | 2 | 12 | 6.0 | 0 | 7 | 0 |

| KICKOFF RETURNS | NO | YDS | AVG | FC | LG | TD |
|-----------------|----|-----|------|----|----|----|
| T.Cohen | 2 | 39 | 19.5 | 0 | 22 | 0 |
| Total | 2 | 39 | 19.5 | 0 | 22 | 0 |

| KICKOFF RETURNS | NO | YDS | AVG | FC | LG | TD |
|-----------------|----|-----|------|----|----|----|
| A.Erickson | 5 | 97 | 19.4 | 0 | 32 | 0 |
| [TOUCHBACK] | 2 | 0 | 0.0 | 0 | 0 | 0 |
| Total | 5 | 97 | 19.4 | 0 | 32 | 0 |

Chicago Bears

FUMBLES

| | FUM | LOST | OWN-REC | YDS | TD | FORCED | OPP-REC | YDS | TD | OUT-BDS |
|-----------|-----|------|---------|-----|----|--------|---------|-----|----|---------|
| E.Jackson | 0 | 0 | 0 | 0 | 0 | 1 | 1 | 0 | 0 | 0 |
| Total | 0 | 0 | 0 | 0 | 0 | 1 | 1 | 0 | 0 | 0 |

Cincinnati Bengals

FUMBLES

| | FUM | LOST | OWN-REC | YDS | TD | FORCED | OPP-REC | YDS | TD | OUT-BDS |
|---------|-----|------|---------|-----|----|--------|---------|-----|----|---------|
| A.Green | 1 | 1 | 0 | 0 | 0 | 0 | 0 | 0 | 0 | 0 |
| Total | 1 | 1 | 0 | 0 | 0 | 0 | 0 | 0 | 0 | 0 |



LAST TIME OUT • FINAL GAME BOOK

Final Team Statistics

| | Visitor Bears | Home Bengals |
|--|------------------|-----------------|
| TOTAL FIRST DOWNS | 29 | 14 |
| By Rushing | 13 | 3 |
| By Passing | 14 | 9 |
| By Penalty | 2 | 2 |
| THIRD DOWN EFFICIENCY | 4-11-36% | 3-12-25% |
| FOURTH DOWN EFFICIENCY | 1-2-50% | 0-2-0% |
| TOTAL NET YARDS | 482 | 234 |
| Total Offensive Plays (inc. times thrown passing) | 72 | 53 |
| Average gain per offensive play | 6.7 | 4.4 |
| NET YARDS RUSHING | 232 | 70 |
| Total Rushing Plays | 38 | 13 |
| Average gain per rushing play | 6.1 | 5.4 |
| Tackles for a loss-number and yards | 7-15 | 0-0 |
| NET YARDS PASSING | 250 | 164 |
| Times thrown - yards lost attempting to pass | 2-21 | 3-24 |
| Gross yards passing | 271 | 188 |
| PASS ATTEMPTS-COMPLETIONS-HAD INTERCEPTED | 32-25-0 | 37-18-1 |
| Avg gain per pass play (inc.# thrown passing) | 7.4 | 4.1 |
| KICKOFFS Number-In End Zone-Touchbacks | 7-3-2 | 2-0-0 |
| PUNTS Number and Average | 3-47.3 | 5-50.2 |
| Had Blocked | 0 | 0 |
| FGs - PATs Had Blocked | 0-0 | 0-0 |
| Net Punting Average | 43.3 | 48.8 |
| TOTAL RETURN YARDAGE (Not Including Kickoffs) | 13 | 12 |
| No. and Yards Punt Returns | 2-7 | 2-12 |
| No. and Yards Kickoff Returns | 2-39 | 5-97 |
| No. and Yards Interception Returns | 1-6 | 0-0 |
| PENALTIES Number and Yards | 10-74 | 7-56 |
| FUMBLES Number and Lost | 0-0 | 1-1 |
| TOUCHDOWNS | 4 | 1 |
| Rushing | 3 | 0 |
| Passing | 1 | 1 |
| EXTRA POINTS Made-Attempts | 3-4 | 1-1 |
| Kicking Made-Attempts | 3-4 | 1-1 |
| FIELD GOALS Made-Attempts | 2-2 | 0-0 |
| RED ZONE EFFICIENCY | 3-5-60% | 1-1-100% |
| GOAL TO GO EFFICIENCY | 2-2-100% | 0-0-0% |
| SAFETIES | 0 | 0 |
| FINAL SCORE | 33 | 7 |
| TIME OF POSSESSION | 38:09 | 21:51 |

**LAST TIME OUT - FINAL GAME BOOK****Ball Possession And Drive Chart****Chicago Bears**

| # | Time Recd | Time Lost | Time Poss | How Ball Obtained | Drive Began | # Play | Yds Gain | Yds Pen | Net Yds | 1st Down | Last Scrm | How Given Up |
|----|-----------|-----------|-----------|-------------------|-------------|--------|----------|---------|---------|----------|-----------|--------------|
| 1 | 12:06 | 11:00 | 1:06 | Punt | CHI 49 | 4 | 51 | 0 | 51 | 3 | CIN 21 | Touchdown |
| 2 | 9:47 | 6:14 | 3:33 | Punt | CHI 18 | 6 | 16 | -5 | 11 | 1 | CHI 29 | Punt |
| 3 | 2:15 | 12:38 | 4:37 | Kickoff | CHI 12 | 10 | 88 | -15 | 73 | 4 | * CIN 15 | Field Goal |
| 4 | 9:57 | 1:46 | 8:11 | Punt | CHI 5 | 15 | 101 | -15 | 86 | 4 | * CIN 9 | Field Goal |
| 5 | 0:32 | 0:00 | 0:32 | Punt | CHI 48 | 5 | 0 | 15 | 15 | 2 | CIN 37 | End of Half |
| 6 | 15:00 | 11:48 | 3:12 | Kickoff | CHI 25 | 4 | 19 | -5 | 14 | 1 | CHI 39 | Punt |
| 7 | 10:09 | 4:54 | 5:15 | Punt | CHI 24 | 9 | 76 | 0 | 76 | 6 | * CIN 4 | Touchdown |
| 8 | 3:15 | 14:52 | 3:23 | Interception | CIN 43 | 7 | 42 | 1 | 43 | 4 | * CIN 1 | Touchdown |
| 9 | 13:31 | 9:18 | 4:13 | Fumble | CHI 20 | 7 | 80 | 0 | 80 | 4 | * CIN 8 | Touchdown |
| 10 | 6:19 | 4:30 | 1:49 | Downs | CHI 36 | 3 | 5 | 0 | 5 | 0 | CHI 41 | Punt |
| 11 | 2:41 | 0:23 | 2:18 | Downs | CHI 46 | 4 | 4 | 0 | 4 | 0 | CIN 47 | Downs |

(340) Average CHI 31

Cincinnati Bengals

| # | Time Recd | Time Lost | Time Poss | How Ball Obtained | Drive Began | # Play | Yds Gain | Yds Pen | Net Yds | 1st Down | Last Scrm | How Given Up |
|----|-----------|-----------|-----------|-------------------|-------------|--------|----------|---------|---------|----------|-----------|--------------|
| 1 | 15:00 | 12:06 | 2:54 | Kickoff | CIN 8 | 6 | 16 | -5 | 11 | 1 | CIN 19 | Punt |
| 2 | 11:00 | 9:47 | 1:13 | Kickoff | CIN 20 | 3 | 9 | 0 | 9 | 0 | CIN 29 | Punt |
| 3 | 6:14 | 2:15 | 3:59 | Punt | CIN 28 | 7 | 72 | 0 | 72 | 5 | * CHI 14 | Touchdown |
| 4 | 12:38 | 9:57 | 2:41 | Kickoff | CIN 29 | 6 | 17 | 0 | 17 | 1 | CIN 46 | Punt |
| 5 | 1:46 | 0:32 | 1:14 | Kickoff | CIN 7 | 3 | 2 | 0 | 2 | 0 | CIN 9 | Punt |
| 6 | 11:48 | 10:09 | 1:39 | Punt | CIN 15 | 3 | 5 | 0 | 5 | 0 | CIN 20 | Punt |
| 7 | 4:54 | 3:15 | 1:39 | Kickoff | CIN 33 | 3 | 3 | 0 | 3 | 0 | CIN 36 | Interception |
| 8 | 14:52 | 13:31 | 1:21 | Kickoff | CIN 25 | 4 | 38 | 15 | 53 | 2 | CHI 42 | Fumble |
| 9 | 9:18 | 6:19 | 2:59 | Kickoff | CIN 25 | 9 | 34 | 5 | 39 | 3 | CHI 36 | Downs |
| 10 | 4:30 | 2:41 | 1:49 | Punt | CIN 18 | 8 | 36 | 0 | 36 | 2 | CHI 46 | Downs |
| 11 | 0:23 | 0:00 | 0:23 | Downs | 50 | 1 | 2 | 0 | 2 | 0 | 50 | End of Game |

(258) Average CIN 23

*** Inside opponent's 20****Time of Possession by Quarter**

| Visitor | Home | 1st | 2nd | 3rd | 4th | OT | Total |
|--------------------|--------------------|------|-------|-------|------|----|-------|
| Chicago Bears | Cincinnati Bengals | 6:54 | 11:05 | 11:42 | 8:28 | | 38:09 |
| Cincinnati Bengals | Chicago Bears | 8:06 | 3:55 | 3:18 | 6:32 | | 21:51 |

Kickoff Drive No.-Start Average

Bears: 2 - CHI 18

Bengals: 7 - CIN 21



LAST TIME OUT • FINAL GAME BOOK

Final Defensive Statistics

| Chicago Bears | Regular Defensive Plays | | | | | | | | | | | Special Teams | | | | | Misc | | | | |
|--------------------|-------------------------|-----------|-----------|----------|-----------|----------|----------|----------|----------|----------|----------|---------------|----------|----------|----------|----------|----------|----------|----------|----------|----------|
| | TKL | AST | COMB | SK | / YDS | TFL | Q | IN | PD | FF | FR | TKL | AST | FF | FR | BL | TKL | AST | FF | FR | |
| D.Trevathan | 4 | 6 | 10 | 0 | 0 | 0 | 0 | 0 | 1 | 0 | 0 | 0 | 0 | 0 | 0 | 0 | 0 | 0 | 0 | 0 | 0 |
| P.Amukamara | 6 | 0 | 6 | 0 | 0 | 0 | 0 | 0 | 1 | 0 | 0 | 0 | 0 | 0 | 0 | 0 | 0 | 0 | 0 | 0 | 0 |
| E.Jackson | 3 | 1 | 4 | 0 | 0 | 0 | 0 | 1 | 1 | 1 | 1 | 1 | 0 | 0 | 0 | 0 | 0 | 0 | 0 | 0 | 0 |
| S.Acho | 1 | 3 | 4 | 0 | 0 | 0 | 1 | 0 | 0 | 0 | 0 | 0 | 1 | 0 | 0 | 0 | 0 | 0 | 0 | 0 | 0 |
| K.Fuller | 3 | 0 | 3 | 0 | 0 | 0 | 0 | 0 | 3 | 0 | 0 | 0 | 0 | 0 | 0 | 0 | 0 | 0 | 0 | 0 | 0 |
| N.Kwiatkoski | 2 | 1 | 3 | 0 | 0 | 0 | 0 | 0 | 2 | 0 | 0 | 0 | 0 | 0 | 0 | 0 | 0 | 0 | 0 | 0 | 0 |
| J.Jenkins | 1 | 1 | 2 | 0 | 0 | 0 | 0 | 0 | 0 | 0 | 0 | 0 | 0 | 0 | 0 | 0 | 0 | 0 | 0 | 0 | 0 |
| C.Proinski | 0 | 2 | 2 | 0 | 0 | 0 | 0 | 0 | 0 | 0 | 0 | 0 | 0 | 0 | 0 | 0 | 0 | 0 | 0 | 0 | 0 |
| R.Robertson-Harris | 1 | 0 | 1 | 1 | 5 | 1 | 1 | 0 | 0 | 0 | 0 | 0 | 0 | 0 | 0 | 0 | 0 | 0 | 0 | 0 | 0 |
| L.Houston | 1 | 0 | 1 | 1 | 10 | 1 | 1 | 0 | 0 | 0 | 0 | 0 | 0 | 0 | 0 | 0 | 0 | 0 | 0 | 0 | 0 |
| H.Jones | 1 | 0 | 1 | 1 | 9 | 1 | 1 | 0 | 0 | 0 | 0 | 0 | 0 | 0 | 0 | 0 | 0 | 0 | 0 | 0 | 0 |
| A.Hicks | 1 | 0 | 1 | 0 | 0 | 0 | 0 | 0 | 0 | 0 | 0 | 0 | 0 | 0 | 0 | 0 | 0 | 0 | 0 | 0 | 0 |
| B.Callahan | 1 | 0 | 1 | 0 | 0 | 0 | 0 | 0 | 0 | 0 | 0 | 0 | 0 | 0 | 0 | 0 | 0 | 0 | 0 | 0 | 0 |
| J.Timu | 1 | 0 | 1 | 0 | 0 | 0 | 0 | 0 | 0 | 0 | 0 | 0 | 0 | 0 | 0 | 0 | 0 | 0 | 0 | 0 | 0 |
| R.Coward | 0 | 0 | 0 | 0 | 0 | 1 | 0 | 0 | 0 | 0 | 0 | 0 | 0 | 0 | 0 | 0 | 0 | 0 | 0 | 0 | 0 |
| M.Cooper Sr. | 0 | 0 | 0 | 0 | 0 | 0 | 0 | 0 | 0 | 0 | 0 | 1 | 1 | 0 | 0 | 0 | 0 | 0 | 0 | 0 | 0 |
| B.Cunningham | 0 | 0 | 0 | 0 | 0 | 0 | 0 | 0 | 0 | 0 | 0 | 1 | 1 | 0 | 0 | 0 | 0 | 0 | 0 | 0 | 0 |
| S.McManis | 0 | 0 | 0 | 0 | 0 | 0 | 0 | 0 | 0 | 0 | 0 | 0 | 3 | 0 | 0 | 0 | 0 | 0 | 0 | 0 | 0 |
| C.Jones | 0 | 0 | 0 | 0 | 0 | 0 | 0 | 0 | 0 | 0 | 0 | 0 | 1 | 0 | 0 | 0 | 0 | 0 | 0 | 0 | 0 |
| B.Braunecker | 0 | 0 | 0 | 0 | 0 | 0 | 0 | 0 | 0 | 0 | 0 | 0 | 1 | 0 | 0 | 0 | 0 | 0 | 0 | 0 | 0 |
| Total | 26 | 14 | 40 | 3 | 24 | 3 | 5 | 1 | 8 | 1 | 1 | 3 | 8 | 0 | 0 | 0 | 0 | 0 | 0 | 0 | 0 |

TKL = Tackle AST = Assist COMB = Combined QH=QB Hit IN = Interception PD = Pass Defense FF = Forced Fumble FR = Fumble Recovery

| Cincinnati Bengals | Regular Defensive Plays | | | | | | | | | | | Special Teams | | | | | Misc | | | | |
|--------------------|-------------------------|-----------|-----------|----------|-----------|----------|----------|----------|----------|----------|----------|---------------|----------|----------|----------|----------|----------|----------|----------|----------|----------|
| | TKL | AST | COMB | SK | / YDS | TFL | QH | IN | PD | FF | FR | TKL | AST | FF | FR | BL | TKL | AST | FF | FR | |
| J.Evans | 9 | 1 | 10 | 0 | 0 | 2 | 0 | 0 | 0 | 0 | 0 | 0 | 0 | 0 | 0 | 0 | 0 | 0 | 0 | 0 | 0 |
| C.Fejedelem | 5 | 5 | 10 | 0 | 0 | 0 | 0 | 0 | 0 | 0 | 0 | 1 | 0 | 0 | 0 | 0 | 0 | 0 | 0 | 0 | 0 |
| G.Iloka | 7 | 1 | 8 | 0 | 0 | 0 | 0 | 0 | 0 | 0 | 0 | 0 | 0 | 0 | 0 | 0 | 0 | 0 | 0 | 0 | 0 |
| V.Rey | 5 | 1 | 6 | 0 | 0 | 0 | 0 | 0 | 0 | 0 | 0 | 0 | 0 | 0 | 0 | 0 | 0 | 0 | 0 | 0 | 0 |
| M.Johnson | 4 | 2 | 6 | 2 | 21 | 3 | 2 | 0 | 0 | 0 | 0 | 0 | 0 | 0 | 0 | 0 | 0 | 0 | 0 | 0 | 0 |
| D.Dennard | 4 | 0 | 4 | 0 | 0 | 0 | 0 | 0 | 0 | 0 | 0 | 0 | 0 | 0 | 0 | 0 | 0 | 0 | 0 | 0 | 0 |
| A.Billings | 2 | 2 | 4 | 0 | 0 | 1 | 0 | 0 | 0 | 0 | 0 | 0 | 0 | 0 | 0 | 0 | 0 | 0 | 0 | 0 | 0 |
| W.Jackson | 3 | 0 | 3 | 0 | 0 | 0 | 0 | 0 | 1 | 0 | 0 | 0 | 0 | 0 | 0 | 0 | 0 | 0 | 0 | 0 | 0 |
| K.Russell | 3 | 0 | 3 | 0 | 0 | 0 | 0 | 0 | 0 | 0 | 0 | 0 | 0 | 0 | 0 | 0 | 0 | 0 | 0 | 0 | 0 |
| J.Shaw | 2 | 1 | 3 | 0 | 0 | 0 | 0 | 0 | 0 | 0 | 0 | 0 | 0 | 0 | 0 | 0 | 0 | 0 | 0 | 0 | 0 |
| R.Glasgow | 1 | 2 | 3 | 0 | 0 | 0 | 0 | 0 | 0 | 0 | 0 | 0 | 0 | 0 | 0 | 0 | 0 | 0 | 0 | 0 | 0 |
| J.Willis | 2 | 0 | 2 | 0 | 0 | 1 | 0 | 0 | 0 | 0 | 0 | 0 | 0 | 0 | 0 | 0 | 0 | 0 | 0 | 0 | 0 |
| K.Minter | 1 | 1 | 2 | 0 | 0 | 0 | 0 | 0 | 0 | 0 | 0 | 0 | 0 | 0 | 0 | 0 | 0 | 0 | 0 | 0 | 0 |
| C.Dunlap | 1 | 0 | 1 | 0 | 0 | 0 | 0 | 0 | 1 | 0 | 0 | 0 | 0 | 0 | 0 | 0 | 0 | 0 | 0 | 0 | 0 |
| T.McRae | 1 | 0 | 1 | 0 | 0 | 0 | 0 | 0 | 0 | 0 | 0 | 0 | 0 | 0 | 0 | 0 | 0 | 0 | 0 | 0 | 0 |
| A.Green | 0 | 0 | 0 | 0 | 0 | 0 | 0 | 0 | 1 | 0 | 0 | 0 | 0 | 0 | 0 | 0 | 0 | 0 | 0 | 0 | 0 |
| C.Uzomah | 0 | 0 | 0 | 0 | 0 | 0 | 0 | 0 | 0 | 0 | 0 | 2 | 0 | 0 | 0 | 0 | 0 | 0 | 0 | 0 | 0 |
| C.Core | 0 | 0 | 0 | 0 | 0 | 0 | 0 | 0 | 0 | 0 | 0 | 1 | 0 | 0 | 0 | 0 | 0 | 0 | 0 | 0 | 0 |
| T.Boyd | 0 | 0 | 0 | 0 | 0 | 0 | 0 | 0 | 0 | 0 | 0 | 0 | 0 | 0 | 0 | 0 | 1 | 0 | 0 | 0 | 0 |
| Total | 50 | 16 | 66 | 2 | 21 | 7 | 2 | 0 | 3 | 0 | 0 | 4 | 0 | 0 | 0 | 0 | 1 | 0 | 0 | 0 | 0 |



LAST TIME OUT - FINAL GAME BOOK

First Half Summary

PERIOD SCORES

Bears
Bengals

6 6 = 12
7 0 = 7

TIME OF POSSESSION

Bears
Bengals

17:59
12:01

Scoring Plays

| Team | Qtr | Time | Play Description (Extra Point) (Drive Info) | Visitor | Home |
|---------|-----|-------|--|---------|------|
| Bears | 1 | 11:00 | Jo.Howard 21 yd. run (kick failed, hru) (4-51, 1:06) | 6 | 0 |
| Bengals | 1 | 2:15 | B.LaFell 14 yd. pass from A.Dalton (R.Bullock kick) (7-72, 3:59) | 6 | 7 |
| Bears | 2 | 12:38 | M.Nugent 34 yd. Field Goal (10-73, 4:37) | 9 | 7 |
| Bears | 2 | 1:46 | M.Nugent 27 yd. Field Goal (15-86, 8:11) | 12 | 7 |

| | Chicago Bears | Cincinnati Bengals |
|--|---------------|--------------------|
| TOTAL FIRST DOWNS | 14 | 7 |
| First Downs Rushing-Passing-by Penalty | 6 - 7 - 1 | 3 - 4 - 0 |
| THIRD DOWN EFFICIENCY | 2-6-33% | 2-6-33% |
| TOTAL NET YARDS | 256 | 116 |
| Total Offensive Plays | 38 | 25 |
| NET YARDS RUSHING | 97 | 64 |
| NET YARDS PASSING | 159 | 52 |
| Gross Yards Passing | 170 | 57 |
| Times thrown-yards lost attempting to pass | 1-11 | 1-5 |
| Pass Attempts-Completions-Had Intercepted | 23 - 17 - 0 | 14 - 6 - 0 |
| Punts-Number and Average | 1 - 50 | 4 - 48.5 |
| Penalties-Number and Yards | 7 - 49 | 5 - 50 |
| Fumbles-Number and Lost | 0 - 0 | 0 - 0 |
| Red Zone Efficiency | 0-2-0% | 1-1-100% |
| Average Drive Start | CHI 26 | CIN 18 |

| Chicago Bears | | | | | | | Cincinnati Bengals | | | | | | | | | | |
|----------------|-----|-----|------|-------|----|----|--------------------|------|----------------|-----|-----|-----|-------|----|----|----|------|
| RUSHING | ATT | YDS | AVG | LG | TD | | RUSHING | ATT | YDS | AVG | LG | TD | | | | | |
| Jo.Howard | 11 | 63 | 5.7 | 21 | 1 | | G.Bernard | 9 | 60 | 6.7 | 21 | 0 | | | | | |
| T.Cohen | 2 | 33 | 16.5 | 19 | 0 | | B.Hill | 1 | 4 | 4.0 | 4 | 0 | | | | | |
| M.Trubisky | 1 | 1 | 1.0 | 1 | 0 | | | | | | | | | | | | |
| Total | 14 | 97 | 6.9 | 21 | 1 | | Total | 10 | 64 | 6.4 | 21 | 0 | | | | | |
| PASSING | ATT | CMP | YDS | SK/YD | TD | LG | IN | RT | PASSING | ATT | CMP | YDS | SK/YD | TD | LG | IN | RT |
| M.Trubisky | 23 | 17 | 170 | 1/11 | 0 | 36 | 0 | 94.5 | A.Dalton | 14 | 6 | 57 | 1/5 | 1 | 14 | 0 | 78.6 |
| Total | 23 | 17 | 170 | 1/11 | 0 | 36 | 0 | 94.5 | Total | 14 | 6 | 57 | 1/5 | 1 | 14 | 0 | 78.6 |
| PASS RECEIVING | TAR | REC | YDS | AVG | LG | TD | | | PASS RECEIVING | TAR | REC | YDS | AVG | LG | TD | | |
| K.Wright | 5 | 4 | 26 | 6.5 | 10 | 0 | | | A.Green | 6 | 2 | 22 | 11.0 | 13 | 0 | | |
| A.Shaheen | 4 | 3 | 43 | 14.3 | 18 | 0 | | | B.LaFell | 3 | 2 | 20 | 10.0 | 14 | 1 | | |
| J.Bellamy | 3 | 2 | 52 | 26.0 | 36 | 0 | | | A.Erickson | 1 | 1 | 9 | 9.0 | 9 | 0 | | |
| B.Cunningham | 2 | 2 | 14 | 7.0 | 9 | 0 | | | R.Hewitt | 1 | 1 | 6 | 6.0 | 6 | 0 | | |
| D.Brown | 2 | 2 | 9 | 4.5 | 6 | 0 | | | G.Bernard | 1 | 0 | 0 | 0.0 | 0 | 0 | | |
| T.Cohen | 2 | 2 | 5 | 2.5 | 3 | 0 | | | T.Boyd | 1 | 0 | 0 | 0.0 | 0 | 0 | | |
| D.Sims | 2 | 1 | 13 | 13.0 | 13 | 0 | | | | | | | | | | | |
| Jo.Howard | 2 | 1 | 8 | 8.0 | 8 | 0 | | | | | | | | | | | |
| Total | 22 | 17 | 170 | 10.0 | 36 | 0 | | | Total | 13 | 6 | 57 | 9.5 | 14 | 1 | | |

| Chicago Bears | Regular Defensive Plays | | | | | | | | | | Special Teams | | | | Misc | | | | | | |
|---------------|-------------------------|----------|-----------|----------|----------|----------|----------|----------|----------|----------|---------------|----------|----------|----------|----------|----------|----------|----------|----------|----------|----------|
| | TKL | AST | COMB | SK | / YDS | TFL | Q | IN | PD | FF | FR | TKL | AST | FF | FR | BL | TKL | AST | FF | FR | |
| D.Trevathan | 4 | 3 | 7 | 0 | 0 | 0 | 0 | 0 | 0 | 0 | 0 | 0 | 0 | 0 | 0 | 0 | 0 | 0 | 0 | 0 | 0 |
| E.Jackson | 2 | 1 | 3 | 0 | 0 | 0 | 0 | 0 | 0 | 0 | 0 | 1 | 0 | 0 | 0 | 0 | 0 | 0 | 0 | 0 | 0 |
| S.Acho | 1 | 2 | 3 | 0 | 0 | 0 | 1 | 0 | 0 | 0 | 0 | 0 | 0 | 0 | 0 | 0 | 0 | 0 | 0 | 0 | 0 |
| J.Jenkins | 1 | 1 | 2 | 0 | 0 | 0 | 0 | 0 | 0 | 0 | 0 | 0 | 0 | 0 | 0 | 0 | 0 | 0 | 0 | 0 | 0 |
| Total | 8 | 7 | 15 | 0 | 0 | 0 | 1 | 0 | 0 | 0 | 0 | 1 | 0 | 0 | 0 | 0 | 0 | 0 | 0 | 0 | 0 |

| Cincinnati Bengals | Regular Defensive Plays | | | | | | | | | | Special Teams | | | | Misc | | | | | | |
|--------------------|-------------------------|----------|-----------|----------|----------|----------|----------|----------|----------|----------|---------------|----------|----------|----------|----------|----------|----------|----------|----------|----------|----------|
| | TKL | AST | COMB | SK | / YDS | TFL | Q | IN | PD | FF | FR | TKL | AST | FF | FR | BL | TKL | AST | FF | FR | |
| J.Evans | 5 | 1 | 6 | 0 | 0 | 1 | 0 | 0 | 0 | 0 | 0 | 0 | 0 | 0 | 0 | 0 | 0 | 0 | 0 | 0 | 0 |
| G.Iloka | 5 | 1 | 6 | 0 | 0 | 0 | 0 | 0 | 0 | 0 | 0 | 0 | 0 | 0 | 0 | 0 | 0 | 0 | 0 | 0 | 0 |
| C.Fejedelem | 1 | 4 | 5 | 0 | 0 | 0 | 0 | 0 | 0 | 0 | 0 | 1 | 0 | 0 | 0 | 0 | 0 | 0 | 0 | 0 | 0 |
| V.Rey | 3 | 0 | 3 | 0 | 0 | 0 | 0 | 0 | 0 | 0 | 0 | 0 | 0 | 0 | 0 | 0 | 0 | 0 | 0 | 0 | 0 |
| Total | 14 | 6 | 20 | 0 | 0 | 1 | 0 | 0 | 0 | 0 | 0 | 1 | 0 | 0 | 0 | 0 | 0 | 0 | 0 | 0 | 0 |



LAST TIME OUT - FINAL GAME BOOK

Play By Play

First Quarter

12/10/2017

CHI wins the coin toss and elects to defer. CIN elects to Receive, and CHI elects to defend the south goal.

M.Nugent kicks 59 yards from CHI 35 to CIN 6. A.Erickson to CIN 32 for 26 yards (S.McManis; M.Cooper Sr.).

PENALTY on CIN-R.Hewitt, Illegal Block Above the Waist, 8 yards, enforced at CIN 16. [Erickson credited with 10 yard return due to the penalty]

Cincinnati Bengals at 15:00, (1st play from scrimmage 14:53)

- 1-10-CIN 8 (14:53) G.Bernard left guard to CIN 9 for 1 yard (A.Hicks).
- 2-9-CIN 9 (14:17) A.Dalton pass short left to R.Hewitt pushed ob at CIN 15 for 6 yards (P.Amukamara).
- 3-3-CIN 15 (13:40) (Shotgun) *PENALTY on CIN-A.Smith, False Start, 5 yards, enforced at CIN 15 - No Play.*
- 3-8-CIN 10 (13:22) (Shotgun) A.Dalton pass short right to A.Erickson to CIN 17 for 7 yards (E.Jackson). Cincinnati challenged the short of the line to gain ruling, and the play was REVERSED. (Shotgun) A.Dalton pass short right to A.Erickson to CIN 19 for 9 yards (E.Jackson).
- 1-10-CIN 19 (12:34) A.Dalton pass incomplete short middle to A.Green (K.Fuller).
- 2-10-CIN 19 (12:29) (Shotgun) A.Dalton pass incomplete deep left to A.Green.
- 3-10-CIN 19 (12:24) (Shotgun) A.Dalton pass incomplete short left to T.Boyd.
- 4-10-CIN 19 (12:20) K.Huber punts 47 yards to CHI 34, Center-C.Harris, downed by CIN-C.Harris.

P1

PENALTY on CIN-C.Core, Unsportsmanlike Conduct, 15 yards, enforced at CHI 34.

Chicago Bears at 12:06

- 1-10-CHI 49 (12:06) (Shotgun) M.Trubisky pass incomplete short middle to Jo.Howard.
- 2-10-CHI 49 (12:03) M.Trubisky pass short right to J.Bellamy to CIN 35 for 16 yards (W.Jackson).
- 1-10-CIN 35 (11:21) T.Cohen left end ran ob at CIN 21 for 14 yards (D.Dennard).
- 1-10-CIN 21 (11:05) (Shotgun) **Jo.Howard left guard for 21 yards, TOUCHDOWN.**

P1

R2

R3

M.Nugent extra point is No Good, Hit Right Upright, Center-A.DePaola, Holder-P.O'Donnell.

CHI 6 CIN 0, 4 plays, 51 yards, 1:06 drive, 4:00 elapsed

M.Nugent kicks 62 yards from CHI 35 to CIN 3. A.Erickson to CIN 20 for 17 yards (B.Cunningham).

Cincinnati Bengals at 11:00, (1st play from scrimmage 10:55)

- 1-10-CIN 20 (10:55) (Shotgun) G.Bernard right end pushed ob at CIN 23 for 3 yards (D.Trevathan).
- 2-7-CIN 23 (10:28) (Shotgun) A.Dalton pass incomplete deep right to A.Green (K.Fuller).
- 3-7-CIN 23 (10:22) (Shotgun) A.Dalton pass short right to B.LaFell to CIN 29 for 6 yards (K.Fuller). Timeout #1 by CHI at 09:55.
- 4-1-CIN 29 (9:55) K.Huber punts 53 yards to CHI 18, Center-C.Harris, out of bounds.

Chicago Bears at 9:47

- 1-10-CHI 18 (9:47) (Shotgun) M.Trubisky pass short middle to K.Wright to CHI 24 for 6 yards (V.Rey).
- 2-4-CHI 24 (9:09) (Shotgun) M.Trubisky pass short right to K.Wright to CHI 27 for 3 yards (G.Iloka).
- 3-1-CHI 27 (8:26) Jo.Howard right tackle to CHI 32 for 5 yards (V.Rey).
- 1-10-CHI 32 (7:49) Jo.Howard right end pushed ob at CHI 30 for -2 yards (J.Evans).
- 2-12-CHI 30 (7:13) (Shotgun) M.Trubisky left tackle to CHI 31 for 1 yard. M.Trubisky pass deep left to K.Wright pushed ob at CIN 48 for 21 yards (W.Jackson). *PENALTY on CHI-M.Trubisky, Illegal Forward Pass, 5 yards, enforced at CHI 31.* Chicago challenged the illegal forward pass ruling, and the play was Upheld. The ruling on the field stands. (Timeout #2.)
- 3-16-CHI 26 (6:48) (Shotgun) M.Trubisky pass short left to D.Brown ran ob at CHI 29 for 3 yards.
- 4-13-CHI 29 (6:23) P.O'Donnell punts 50 yards to CIN 21, Center-A.DePaola. A.Erickson pushed ob at CIN 28 for 7 yards (C.Jones; B.Brauneccker).

R4

Cincinnati Bengals at 6:14

- 1-10-CIN 28 (6:14) G.Bernard left tackle to CIN 35 for 7 yards (D.Trevathan; S.Acho).
- 2-3-CIN 35 (5:37) G.Bernard left tackle to CIN 39 for 4 yards (J.Jenkins; D.Trevathan).
- 1-10-CIN 39 (5:02) (Shotgun) G.Bernard right tackle to CHI 40 for 21 yards (D.Trevathan).
- 1-10-CHI 40 (4:31) (Shotgun) A.Dalton pass short left to A.Green to CHI 27 for 13 yards (E.Jackson).
- 1-10-CHI 27 (3:51) B.Hill up the middle to CHI 23 for 4 yards (J.Jenkins).
- 2-6-CHI 23 (3:06) (Shotgun) A.Dalton pass short middle to A.Green to CHI 14 for 9 yards (S.Acho).
- 1-10-CHI 14 (2:22) (Shotgun) **A.Dalton pass short left to B.LaFell for 14 yards, TOUCHDOWN.**

R2

R3

P4

P5

P6

R.Bullock extra point is GOOD, Center-C.Harris, Holder-K.Huber.

CHI 6 CIN 7, 7 plays, 72 yards, 3:59 drive, 12:45 elapsed

R.Bullock kicks 60 yards from CIN 35 to CHI 5. T.Cohen to CHI 27 for 22 yards (C.Uzomah).

PENALTY on CHI-J.Timu, Offensive Holding, 10 yards, enforced at CHI 22. (Cohen credited with 17 return yards due to the penalty)

Chicago Bears at 2:15, (1st play from scrimmage 2:10)

- 1-10-CHI 12 (2:10) (Shotgun) Jo.Howard left guard to CHI 22 for 10 yards (G.Iloka).
- 1-10-CHI 22 (1:30) Jo.Howard left end to CHI 23 for 1 yard (R.Glasgow; M.Johnson).
- 2-9-CHI 23 (1:44) M.Trubisky pass short left to D.Sims to CHI 36 for 13 yards (V.Rey).
- 1-10-CHI 36 (1:05) (Shotgun) Jo.Howard left end pushed ob at CIN 48 for 16 yards (C.Fejedelem).

R5

P6

R7

END OF QUARTER

| | Score | Time Poss | First Downs | | | Efficiencies | | |
|--------------------|-------|-----------|-------------|---|---|--------------|--------|--------|
| | | | R | P | X | T | 3 Down | 4 Down |
| Chicago Bears | 6 | 6:54 | 5 | 2 | 0 | 7 | 1/2 | 0/0 |
| Cincinnati Bengals | 7 | 8:06 | 2 | 4 | 0 | 6 | 1/3 | 0/0 |



LAST TIME OUT - FINAL GAME BOOK

Second Quarter

12/10/2017

Play By Play

Chicago Bears continued.

- 1-10-CIN 48 (15:00) (Shotgun) M.Trubisky pass short right to J.Bellamy to CIN 12 for 36 yards (G.Iloka). P8
- 1-10-CIN 12 (14:14) (Shotgun) Jo.Howard right guard to CIN 10 for 2 yards (J.Willis).
- 2-8-CIN 10 (13:36) M.Trubisky pass incomplete short left to M.Burton.
- PENALTY on CHI-C.Leno Jr., Ineligible Downfield Pass, 5 yards, enforced at CIN 10 - No Play.*
- 2-13-CIN 15 (13:30) (Shotgun) M.Trubisky pass short right to T.Cohen for 15 yards, TOUCHDOWN NULLIFIED by Penalty.
- PENALTY on CHI-T.Compton, Illegal Block Above the Waist, 10 yards, enforced at CIN 12. (Cohen credited with 3 yard reception due to the penalty)*
- 2-20-CIN 22 (13:24) (Shotgun) M.Trubisky pass incomplete short right to K.Wright (C.Dunlap).
- 3-20-CIN 22 (13:20) (Shotgun) M.Trubisky pass short right to K.Wright to CIN 15 for 7 yards (J.Evans).
- 4-13-CIN 15 (12:42) **M.Nugent 34 yard field goal is GOOD, Center-A.DePaola, Holder-P.O'Donnell.**

CHI 9 CIN 7, 10 plays, 73 yards, 4:37 drive, 2:22 elapsed

M.Nugent kicks 68 yards from CHI 35 to CIN -3. A.Erickson pushed ob at CIN 29 for 32 yards (E.Jackson).

Cincinnati Bengals at 12:38, (1st play from scrimmage 12:33)

- 1-10-CIN 29 (12:33) G.Bernard left tackle to CIN 33 for 4 yards (D.Trevathan).
- 2-6-CIN 33 (11:50) (Shotgun) A.Dalton pass incomplete short left. (thrown away)
- 3-6-CIN 33 (11:43) (Shotgun) G.Bernard up the middle to CIN 43 for 10 yards (D.Trevathan). R7
- 1-10-CIN 43 (10:59) G.Bernard right guard to CIN 46 for 3 yards (D.Trevathan; E.Jackson).
- 2-7-CIN 46 (10:13) (Shotgun) A.Dalton pass incomplete short right to B.LaFell.
- 3-7-CIN 46 (10:08) (Shotgun) A.Dalton pass incomplete deep right to A.Green.
- 4-7-CIN 46 (10:04) K.Huber punts 45 yards to CHI 9, Center-C.Harris, fair catch by T.Cohen.
- PENALTY on CHI-M.Cooper Sr., Offensive Holding, 4 yards, enforced at CHI 9.*

Chicago Bears at 9:57

- 1-10-CHI 5 (9:57) Jo.Howard left tackle to CHI 3 for -2 yards (C.Fejedelem; A.Billings).
- 2-12-CHI 3 (9:21) M.Trubisky pass short right to A.Shaheen to CHI 21 for 18 yards (G.Iloka). P9
- 1-10-CHI 21 (8:40) Jo.Howard right guard to CHI 26 for 5 yards (K.Minter; C.Fejedelem).
- 2-5-CHI 26 (8:07) (Shotgun) *PENALTY on CHI-C.Whitehair, False Start, 5 yards, enforced at CHI 26 - No Play.*
- 2-10-CHI 21 (7:50) M.Trubisky pass short left to T.Cohen pushed ob at CHI 23 for 2 yards (W.Jackson).
- 3-8-CHI 23 (7:05) (Shotgun) M.Trubisky pass short right to K.Wright to CHI 33 for 10 yards (K.Russell). P10
- 1-10-CHI 33 (6:27) Jo.Howard up the middle pushed ob at CHI 40 for 7 yards (J.Evans; C.Fejedelem).
- 2-3-CHI 40 (5:49) T.Cohen left end pushed ob at CIN 41 for 19 yards (C.Fejedelem; G.Iloka). R11
- 1-10-CIN 41 (5:05) (Shotgun) M.Trubisky pass deep right to K.Wright to CIN 19 for 22 yards (C.Fejedelem).
- PENALTY on CHI-J.Sitton, Offensive Holding, 10 yards, enforced at CIN 41 - No Play.*
- 1-20-CHI 49 (4:35) (Shotgun) M.Trubisky pass incomplete short left to D.Sims.
- 2-20-CHI 49 (4:30) (Shotgun) M.Trubisky pass short right to Jo.Howard to CIN 43 for 8 yards (D.Dennard).
- 3-12-CIN 43 (3:47) (Shotgun) M.Trubisky pass short right to B.Cunningham to CIN 34 for 9 yards (J.Evans). Timeout #1 by CIN at 03:01.
- 4-3-CIN 34 (3:01) (Shotgun) M.Trubisky pass short right to A.Shaheen to CIN 18 for 16 yards (G.Iloka). P12
- 1-10-CIN 18 (2:23) M.Trubisky pass short middle to A.Shaheen to CIN 9 for 9 yards (K.Minter).

Two-Minute Warning

- 2-1-CIN 9 (2:00) Jo.Howard right end pushed ob at CIN 9 for no gain (J.Evans).
- 3-1-CIN 9 (1:56) M.Trubisky pass incomplete short right to A.Shaheen (W.Jackson).
- 4-1-CIN 9 (1:50) **M.Nugent 27 yard field goal is GOOD, Center-A.DePaola, Holder-P.O'Donnell.**

CHI 12 CIN 7, 15 plays, 86 yards, 8:11 drive, 13:14 elapsed

M.Nugent kicks 62 yards from CHI 35 to CIN 3. A.Erickson ran ob at CIN 18 for 15 yards (M.Cooper Sr.).

PENALTY on CIN-R.Glasgow, Offensive Holding, 7 yards, enforced at CIN 14. (Erickson credited with 11 return yards due to the penalty)

Cincinnati Bengals at 1:46, (1st play from scrimmage 1:40)

- 1-10-CIN 7 (1:40) (Shotgun) A.Dalton pass incomplete short left to G.Bernard [S.Acho].
- 2-10-CIN 7 (1:35) (Shotgun) A.Dalton sacked at CIN 2 for -5 yards (R.Robertson-Harris).
- 3-15-CIN 2 (:49) (Shotgun) G.Bernard left guard to CIN 9 for 7 yards (C.Prosinski; S.Acho). Timeout #3 by CHI at 00:44.
- 4-8-CIN 9 (:44) K.Huber punts 49 yards to CHI 42, Center-C.Harris, T.Cohen to CHI 48 for 6 yards (C.Fejedelem).

Chicago Bears at 0:32

- 1-10-CHI 48 (:32) (Shotgun) M.Trubisky pass short right to B.Cunningham ran ob at CIN 47 for 5 yards (K.Russell). P13
- 2-5-CIN 47 (:26) (Shotgun) M.Trubisky pass short right to D.Brown ran ob at CIN 41 for 6 yards (J.Evans).
- Penalty on CIN-C.Dunlap, Defensive Offside, declined.*
- 1-10-CIN 41 (:22) (Shotgun) M.Trubisky sacked at CHI 48 for -11 yards (M.Johnson).
- 2-21-CHI 48 (:02) M.Trubisky spiked the ball to stop the clock.
- 3-21-CHI 48 (:01) (Shotgun) M.Trubisky pass incomplete deep right to D.Sims [C.Smith].
- PENALTY on CIN-C.Smith, Roughing the Passer, 15 yards, enforced at CHI 48 - No Play.*
- 1-10-CIN 37 (:00) (Shotgun) M.Trubisky pass incomplete deep middle to J.Bellamy (A.Green). X14

END OF QUARTER

| | Score | Time Poss | First Downs | | | | | Efficiencies | |
|--------------------|-------|-----------|-------------|---|---|---|--------|--------------|--|
| | | | R | P | X | T | 3 Down | 4 Down | |
| Chicago Bears | 12 | 11:05 | 1 | 5 | 1 | 7 | 1/4 | 1/1 | |
| Cincinnati Bengals | 7 | 3:55 | 1 | 0 | 0 | 1 | 1/3 | 0/0 | |



LAST TIME OUT - FINAL GAME BOOK

Third Quarter

12/10/2017

Play By Play

CHI elects to Receive, and CIN elects to defend the South goal.
 R.Bullock kicks 62 yards from CIN 35 to CHI 3. T.Cohen to CHI 25 for 22 yards (C.Core).

Chicago Bears at 15:00, (1st play from scrimmage 14:55)

- 1-10-CHI 25 (14:55) Jo.Howard right guard to CHI 41 for 16 yards (G.Iloka) R15
- 1-10-CHI 41 (14:16) Jo.Howard right tackle to CHI 44 for 3 yards (V.Rey).
- 2-7-CHI 44 (13:47) *PENALTY on CHI, Offensive 12 On-field, 5 yards, enforced at CHI 44 - No Play.*
- 2-12-CHI 39 (13:29) (Shotgun) M.Trubisky sacked at CHI 29 for -10 yards (M.Johnson).
- 3-22-CHI 29 (12:43) (Shotgun) M.Trubisky pass short right to K.Wright to CHI 39 for 10 yards (C.Dunlap).
- 4-12-CHI 39 (11:58) P.O'Donnell punts 46 yards to CIN 15, Center-A.DePaola, downed by CHI-N.Kwiatkoski.

Cincinnati Bengals at 11:48

- 1-10-CIN 15 (11:48) G.Bernard right guard to CIN 16 for 1 yard (D.Trevathan; S.Acho).
- 2-9-CIN 16 (11:08) (Shotgun) A.Dalton pass short right to A.Green to CIN 20 for 4 yards (K.Fuller).
- 3-5-CIN 20 (10:30) (Shotgun) A.Dalton pass incomplete short right to T.Kroft (D.Trevathan).
- 4-5-CIN 20 (10:22) K.Huber punts 57 yards to CHI 23, Center-C.Harris. T.Cohen pushed ob at CHI 24 for 1 yard (C.Uzomah).

Chicago Bears at 10:09

- 1-10-CHI 24 (10:09) (Shotgun) M.Trubisky pass short middle to K.Wright to CHI 35 for 11 yards (V.Rey) P16
- 1-10-CHI 35 (9:35) Jo.Howard right guard to CHI 35 for no gain (J.Evans).
- 2-10-CHI 35 (8:57) (Shotgun) M.Trubisky pass short middle to K.Wright to CIN 47 for 18 yards (J.Evans) P17
- 1-10-CIN 47 (8:20) Jo.Howard up the middle to CIN 42 for 5 yards (J.Evans).
- 2-5-CIN 42 (7:39) T.Cohen left tackle to CIN 42 for no gain (M.Johnson).
- 3-5-CIN 42 (6:55) (Shotgun) M.Trubisky pass short middle to K.Wright to CIN 33 for 9 yards (D.Dennard) P18
- 1-10-CIN 33 (6:21) (Shotgun) M.Trubisky pass short left to D.Sims to CIN 14 for 19 yards (C.Fejedelem) P19
- 1-10-CIN 14 (5:40) (Shotgun) Jo.Howard up the middle to CIN 4 for 10 yards (C.Fejedelem) R20
- 1-4-CIN 4 (4:59) (Shotgun) M.Trubisky right end for 4 yards, TOUCHDOWN. R21

M.Nugent extra point is GOOD. Center-A.DePaola, Holder-P.O'Donnell.

CHI 19 CIN 7, 9 plays, 76 yards, 5:15 drive, 10:06 elapsed

M.Nugent kicks 59 yards from CHI 35 to CIN 6. A.Erickson to CIN 33 for 27 yards (S.McManis; B.Cunningham).

Cincinnati Bengals at 4:54, (1st play from scrimmage 4:47)

- 1-10-CIN 33 (4:47) A.Dalton pass short left to G.Bernard to CIN 35 for 2 yards (P.Amukamara).
- 2-8-CIN 35 (4:05) G.Bernard right end to CIN 36 for 1 yard (N.Kwiatkoski).
- 3-7-CIN 36 (3:22) (Shotgun) A.Dalton pass short middle intended for A.Green INTERCEPTED by E.Jackson at CIN 49. E.Jackson to CIN 43 for 6 yards (T.Boyd).

Chicago Bears at 3:15

- 1-10-CIN 43 (3:15) M.Trubisky pass incomplete deep right to J.Bellamy.
- 2-10-CIN 43 (3:09) (Shotgun) Jo.Howard left guard to CIN 29 for 14 yards (J.Shaw) R22
- 1-10-CIN 29 (2:25) Jo.Howard left end pushed ob at CIN 25 for 4 yards (C.Fejedelem).
- 2-6-CIN 25 (1:45) (Shotgun) Jo.Howard right end to CIN 11 for 14 yards (V.Rey; C.Fejedelem) R23
- 1-10-CIN 11 (:59) T.Cohen up the middle to CIN 2 for 9 yards (C.Fejedelem).
- 2-1-CIN 2 (:16) M.Burton up the middle to CIN 2 for no gain (A.Billings).

END OF QUARTER

| | Score | Time Pass | First Downs | | | | Efficiencies | |
|--------------------|-------|--------------|-------------|---|---|---|--------------|--------|
| | | | R | P | X | T | 3 Down | 4 Down |
| Chicago Bears | 19 | 11:42 | 5 | 4 | 0 | 9 | 1/2 | 0/0 |
| Cincinnati Bengals | 7 | 3:18 | 0 | 0 | 0 | 0 | 0/2 | 0/0 |



LAST TIME OUT - FINAL GAME BOOK

Fourth Quarter

12/10/2017

Play By Play

Chicago Bears continued.

| | | |
|-------------------|--|-----|
| 3-1-CIN 2 | (15:00) M.Trubisky pass incomplete short right to A.Shaheen. <i>PENALTY on CIN-K.Minter, Defensive Pass Interference, 1 yard, enforced at CIN 2 - No Play.</i> | X24 |
| <u>1-10-CIN 1</u> | (14:57) M.Trubisky pass short right to A.Shaheen for 1 yard, TOUCHDOWN . M.Nugent extra point is GOOD, Center-A.DePaola, Holder-P.O'Donnell. <i>PENALTY on CIN-K.Russell, Defensive Offside, 5 yards, enforced between downs.</i> | P25 |

CHI 26 CIN 7, 7 plays, 43 yards, 1 penalty, 3:23 drive, 0:08 elapsed

M.Nugent kicks 60 yards from CHI 40 to end zone, Touchback.

Cincinnati Bengals at 14:52

| | | |
|--------------------|--|----------|
| 1-10-CIN 25 | (14:52) A.Dalton pass deep middle to A.Green to CIN 43 for 18 yards (N.Kwiatkoski). <i>PENALTY on CHI-N.Kwiatkoski, Unnecessary Roughness, 15 yards, enforced at CIN 43.</i> | P8 X9 |
| <u>1-10-CHI 42</u> | (14:29) A.Dalton pass short left to G.Bernard to CHI 42 for no gain (P.Amukamara). | |
| 2-10-CHI 42 | (13:44) (Shotgun) A.Dalton pass incomplete deep middle to J.Malone. | |
| 3-10-CHI 42 | (13:37) (Shotgun) A.Dalton pass deep left to A.Green pushed ob at CHI 22 for 20 yards (E.Jackson). Chicago challenged the pass completion ruling, and the play was REVERSED. (Shotgun) A.Dalton pass deep left to A.Green to CHI 22 for 20 yards (E.Jackson). FUMBLES (E.Jackson), RECOVERED by CHI-E.Jackson at CHI 20. | |

Chicago Bears at 13:31

| | | |
|--------------------|--|-----|
| 1-10-CHI 20 | (13:31) M.Trubisky pass short middle to K.Wright to CHI 35 for 15 yards (J.Shaw). | P26 |
| <u>1-10-CHI 35</u> | (12:55) (Shotgun) Jo.Howard right guard to CHI 34 for -1 yards (A.Billings; J.Shaw). | |
| 2-11-CHI 34 | (12:16) (Shotgun) Jo.Howard left tackle to CHI 37 for 3 yards (R.Glasgow; M.Johnson). | |
| 3-8-CHI 37 | (11:33) (Shotgun) M.Trubisky pass deep right to K.Wright to CIN 45 for 18 yards (K.Russell). | P27 |
| <u>1-10-CIN 45</u> | (10:47) (Shotgun) Direct snap to T.Cohen. T.Cohen right end pushed ob at CIN 16 for 29 yards (D.Dennard). | R28 |
| <u>1-10-CIN 16</u> | (10:11) Jo.Howard left end to CIN 8 for 8 yards (G.Iloka). | |
| 2-2-CIN 8 | (9:25) (Shotgun) Jo.Howard up the middle for 8 yards, TOUCHDOWN . The Replay Official reviewed the runner broke the plane ruling, and the play was Upheld. The ruling on the field stands. M.Nugent extra point is GOOD, Center-A.DePaola, Holder-P.O'Donnell. | R29 |

CHI 33 CIN 7, 7 plays, 80 yards, 4:13 drive, 5:42 elapsed

M.Nugent kicks 65 yards from CHI 35 to end zone, Touchback.

Cincinnati Bengals at 9:18

| | | |
|--------------------|--|-----|
| 1-10-CIN 25 | (9:18) (Shotgun) A.Dalton pass incomplete short middle to A.Green (N.Kwiatkoski). CHI-B.Callahan was injured during the play. (tipped at the line of scrimmage) | |
| 2-10-CIN 25 | (9:13) (Shotgun) A.Dalton pass short right to G.Bernard to CIN 42 for 17 yards (N.Kwiatkoski; D.Trevathan). | P10 |
| <u>1-10-CIN 42</u> | (8:45) (Shotgun) A.Dalton pass short left to G.Bernard to 50 for 8 yards (P.Amukamara). | |
| 2-2-50 | (8:17) (Shotgun) A.Dalton pass short middle to T.Boyd to CHI 35 for 15 yards (B.Callahan). | P11 |
| <u>1-10-CHI 35</u> | (7:44) (Shotgun) A.Dalton pass incomplete short left to A.Green (P.Amukamara). | |
| 2-10-CHI 35 | (7:38) (Shotgun) A.Dalton sacked at CHI 39 for -4 yards (sack split by H.Jones and J.Bullard). <i>PENALTY on CHI-D.Trevathan, Defensive Holding, 5 yards, enforced at CHI 35 - No Play.</i> | X12 |
| <u>1-10-CHI 30</u> | (7:32) (Shotgun) B.Hill left end pushed ob at CHI 26 for 4 yards (P.Amukamara). | |
| 2-6-CHI 26 | (6:59) (Shotgun) A.Dalton sacked at CHI 36 for -10 yards (L.Houston). | |
| 3-16-CHI 36 | (6:31) (Shotgun) A.Dalton pass incomplete short right to T.Boyd. | |
| 4-16-CHI 36 | (6:25) (Shotgun) A.Dalton pass incomplete short middle to T.Boyd (N.Kwiatkoski). | |

Chicago Bears at 6:19

| | | |
|-------------|--|--|
| 1-10-CHI 36 | (6:19) T.Cohen left end to CHI 31 for -5 yards (M.Johnson). | |
| 2-15-CHI 31 | (5:35) T.Cohen right end to CHI 30 for -1 yards (J.Willis). | |
| 3-16-CHI 30 | (4:50) (Shotgun) T.Cohen up the middle to CHI 41 for 11 yards (W.Jackson). Timeout #1 by CIN at 04:41. | |
| 4-5-CHI 41 | (4:41) P.O'Donnell punts 46 yards to CIN 13, Center-A.DePaola. A.Erickson to CIN 18 for 5 yards (S.Acho; S.McManis). | |

Cincinnati Bengals at 4:30

| | | |
|--------------------|---|-----|
| 1-10-CIN 18 | (4:30) [New CIN QB, #5 McCarron] (Shotgun) A.McCarron pass short right to G.Bernard to CIN 45 for 27 yards (C.Pronsinski; D.Trevathan). CHI-D.Trevathan was injured during the play. | P13 |
| <u>1-10-CIN 45</u> | (3:55) (Shotgun) A.McCarron pass incomplete short left to B.LaFell. | |
| 2-10-CIN 45 | (3:50) (Shotgun) A.McCarron pass short right to B.LaFell pushed ob at CIN 49 for 4 yards (K.Fuller). | |
| 3-6-CIN 49 | (3:41) (Shotgun) A.McCarron pass short middle to G.Bernard to CHI 37 for 14 yards (P.Amukamara). | P14 |
| <u>1-10-CHI 37</u> | (3:07) (Shotgun) A.McCarron pass incomplete short right to B.LaFell (K.Fuller). | |
| 2-10-CHI 37 | (3:03) (Shotgun) A.McCarron sacked at CHI 46 for -9 yards (H.Jones). Timeout #2 by CIN at 02:53. | |
| 3-19-CHI 46 | (2:53) (Shotgun) A.McCarron pass incomplete short right to G.Bernard [R.Coward]. | |
| 4-19-CHI 46 | (2:48) (Shotgun) A.McCarron pass incomplete deep left to C.Uzomah. | |

Chicago Bears at 2:41

| | | |
|--------------------|---|--|
| 1-10-CHI 46 | (2:41) T.Cohen right end to CIN 49 for 5 yards (T.McRae). | |
| Two-Minute Warning | | |
| 2-5-CIN 49 | (2:00) T.Cohen right end to CIN 46 for 3 yards (R.Glasgow). | |
| 3-2-CIN 46 | (1:14) (Shotgun) T.Cohen right guard to CIN 47 for -1 yards (J.Evans). Timeout #1 by CHI at 00:27. | |
| 4-3-CIN 47 | (:27) T.Cohen left end to 50 for -3 yards (A.Billings). | |

Cincinnati Bengals at 0:23

| | | |
|---------|---|--|
| 1-10-50 | (:23) (Shotgun) A.McCarron pass short right to B.Hill to CHI 48 for 2 yards (J.Timu). | |
|---------|---|--|

END OF QUARTER

| | Score | Time | First Downs | Efficiencies | | | | | |
|--------------------|-------|------|-------------|--------------|---|---|--------|--------|--|
| | | Pos | R | P | X | T | 3 Down | 4 Down | |
| Chicago Bears | 33 | 8:28 | 2 | 3 | 1 | 6 | 1/3 | 0/1 | |
| Cincinnati Bengals | 7 | 6:32 | 0 | 5 | 2 | 7 | 1/4 | 0/2 | |



LAST TIME OUT • FINAL GAME BOOK

Miscellaneous Statistics Report

Chicago Bears vs Cincinnati Bengals
12/10/2017 at Paul Brown Stadium

Ten Longest Plays for Chicago Bears

| Yards | Qtr | Play Start | Play Description |
|-------|-----|-------------|---|
| 36 | 2 | 1-10-CIN 48 | (15:00) (Shotgun) M.Trubisky pass short right to J.Bellamy to CIN 12 for 36 yards (G.Iloka). |
| 29 | 4 | 1-10-CIN 45 | (10:47) (Shotgun) Direct snap to T.Cohen. T.Cohen right end pushed ob at CIN 16 for 29 yards (D.Dennard). |
| 21 | 1 | 1-10-CIN 21 | (11:05) (Shotgun) Jo.Howard left guard for 21 yards, TOUCHDOWN. |
| 19 | 2 | 2-3-CHI 40 | (5:49) T.Cohen left end pushed ob at CIN 41 for 19 yards (C.Fejedelem; G.Iloka). |
| 19 | 3 | 1-10-CIN 33 | (6:21) (Shotgun) M.Trubisky pass short left to D.Sims to CIN 14 for 19 yards (C.Fejedelem). |
| 18 | 2 | 2-12-CHI 3 | (9:21) M.Trubisky pass short right to A.Shaheen to CHI 21 for 18 yards (G.Iloka). |
| 18 | 3 | 2-10-CHI 35 | (8:57) (Shotgun) M.Trubisky pass short middle to K.Wright to CIN 47 for 18 yards (J.Evans). |
| 18 | 4 | 3-8-CHI 37 | (11:33) (Shotgun) M.Trubisky pass deep right to K.Wright to CIN 45 for 18 yards (K.Russell). |
| 16 | 1 | 2-10-CHI 49 | (12:03) M.Trubisky pass short right to J.Bellamy to CIN 35 for 16 yards (W.Jackson). |
| 16 | 1 | 1-10-CHI 36 | (:05) (Shotgun) Jo.Howard left end pushed ob at CIN 48 for 16 yards (C.Fejedelem). |

Ten Longest Plays for Cincinnati Bengals

| Yards | Qtr | Play Start | Play Description |
|-------|-----|-------------|--|
| 33 | 4 | 1-10-CIN 25 | (14:52) A.Dalton pass deep middle to A.Green to CIN 43 for 18 yards (N.Kwiatkoski). |
| 27 | 4 | 1-10-CIN 18 | (4:30) {New CIN QB, #5 McCarron} (Shotgun) A.McCarron pass short right to G.Bernard to CIN 45 for 27 yards (C.Pronski; |
| 21 | 1 | 1-10-CIN 39 | (5:02) (Shotgun) G.Bernard right tackle to CHI 40 for 21 yards (D.Trevathan). |
| 17 | 4 | 2-10-CIN 25 | (9:13) (Shotgun) A.Dalton pass short right to G.Bernard to CIN 42 for 17 yards (N.Kwiatkoski; D.Trevathan). |
| 15 | 4 | 2-2-50 | (8:17) (Shotgun) A.Dalton pass short middle to T.Boyd to CHI 35 for 15 yards (B.Callahan). |
| 14 | 1 | 1-10-CHI 14 | (2:22) (Shotgun) A.Dalton pass short left to B.LaFell for 14 yards, TOUCHDOWN. |
| 14 | 4 | 3-6-CIN 49 | (3:41) (Shotgun) A.McCarron pass short middle to G.Bernard to CHI 37 for 14 yards (P.Amukamara). |
| 13 | 1 | 1-10-CHI 40 | (4:31) (Shotgun) A.Dalton pass short left to A.Green to CHI 27 for 13 yards (E.Jackson). |
| 10 | 2 | 3-6-CIN 33 | (11:43) (Shotgun) G.Bernard up the middle to CIN 43 for 10 yards (D.Trevathan). |
| 9 | 1 | 3-8-CIN 10 | (13:22) (Shotgun) A.Dalton pass short right to A.Erickson to CIN 17 for 7 yards (E.Jackson). |

Touchdown Scoring Information

| | | Offense | Defense | Special Teams |
|---------|--------------------|---------|---------|---------------|
| VISITOR | Chicago Bears | 4 | 0 | 0 |
| HOME | Cincinnati Bengals | 1 | 0 | 0 |

Player Scoring Information

| Club | Player | TD | Rush TD | Rec TD | KO TD | Punt TD | Int TD | Fum TD | Misc TD | FG | XP | 2Pt Rush | 2Pt Rec | Sfty | Points |
|------|------------|----|---------|--------|-------|---------|--------|--------|---------|----|----|----------|---------|------|--------|
| CHI | Jo.Howard | 0 | 2 | 0 | 0 | 0 | 0 | 0 | 0 | 0 | 0 | 0 | 0 | 0 | 12 |
| CHI | M.Nugent | 0 | 0 | 0 | 0 | 0 | 0 | 0 | 0 | 2 | 3 | 0 | 0 | 0 | 9 |
| CHI | M.Trubisky | 0 | 1 | 0 | 0 | 0 | 0 | 0 | 0 | 0 | 0 | 0 | 0 | 0 | 6 |
| CHI | A.Shaheen | 0 | 0 | 1 | 0 | 0 | 0 | 0 | 0 | 0 | 0 | 0 | 0 | 0 | 6 |
| CIN | B.LaFell | 0 | 0 | 1 | 0 | 0 | 0 | 0 | 0 | 0 | 0 | 0 | 0 | 0 | 6 |
| CIN | R.Bullock | 0 | 0 | 0 | 0 | 0 | 0 | 0 | 0 | 0 | 1 | 0 | 0 | 0 | 1 |

Possession Detail

| | First Half | | Second Half | | Game | |
|-----------------------------|------------|------|-------------|------|---------|-------|
| | Visitor | Home | Visitor | Home | Visitor | Home |
| Largest Lead | 6 | 1 | 26 | 0 | 26 | 1 |
| Drives Leading | 3 | 0 | 6 | 0 | 9 | 0 |
| Time of Possession Leading | 12:16 | 0:00 | 20:10 | 0:00 | 32:26 | 0:00 |
| Largest Deficit | -1 | -6 | 0 | -26 | -1 | -26 |
| Drives Trailing | 1 | 4 | 0 | 6 | 1 | 10 |
| Time of Possession Trailing | 4:37 | 9:07 | 0:00 | 9:50 | 4:37 | 18:57 |
| Times Score Tied Up | | 0 | | 0 | | 0 |
| Lead Changes | | 3 | | 0 | | 3 |



LAST TIME OUT - FINAL GAME BOOK

Playtime Percentage

Percent of playtime per player on offense, defense and special teams

| Chicago Bears | | | | Cincinnati Bengals | | | | |
|--------------------|---------|---------|---------------|--------------------|-------------|---------|---------------|--------|
| | Offense | Defense | Special Teams | | Offense | Defense | Special Teams | |
| J Sitton | G | 76 100% | 6 25% | C Boling | G | 54 100% | 1 4% | |
| C Leno | T | 76 100% | 6 25% | A Smith | T | 54 100% | 1 4% | |
| T Compton | T | 76 100% | 6 25% | T Hopkins | G | 54 100% | 1 4% | |
| B Massie | T | 76 100% | 6 25% | C Ogbuehi | T | 54 100% | | |
| M Trubisky | QB | 76 100% | | R Bodine | C | 54 100% | | |
| C Whitehair | C | 76 100% | | B LaFell | WR | 52 96% | | |
| D Inman | WR | 67 88% | | G Bernard | RB | 46 85% | | |
| D Sims | TE | 49 64% | 6 25% | A Dalton | QB | 45 83% | | |
| J Bellamy | WR | 48 63% | | T Kroft | TE | 45 83% | | |
| K Wright | WR | 47 62% | | A Green | WR | 43 80% | 2 3% | |
| J Howard | RB | 44 58% | | T Boyd | WR | 30 56% | | |
| T Cohen | RB | 37 49% | 7 29% | J Malone | WR | 26 48% | | |
| A Shaheen | TE | 32 42% | 6 25% | C Uzomah | TE | 14 26% | 18 75% | |
| D Brown | TE | 19 25% | 17 71% | A McCarron | QB | 9 17% | | |
| M Burton | FB | 19 25% | 2 8% | B Hill | RB | 7 13% | 17 71% | |
| B Cunningham | RB | 11 14% | 16 67% | R Hewitt | TE | 4 7% | 16 67% | |
| M Wheaton | WR | 7 9% | | A Erickson | WR | 3 6% | 10 42% | |
| E Jackson | FS | | 54 100% | 8 33% | G Iloka | FS | 76 100% | 6 25% |
| K Fuller | CB | | 54 100% | 3 12% | W Jackson | CB | 73 96% | |
| P Amukamara | CB | | 53 98% | 3 12% | V Rey | LB | 70 92% | 6 25% |
| C Pronski | FS | | 49 91% | 2 8% | D Dennard | CB | 69 91% | 6 25% |
| A Hicks | DE | | 48 89% | 1 4% | J Evans | LB | 68 89% | 18 75% |
| N Kwiatkoski | LB | | 46 85% | 4 17% | C Fejedelem | FS | 57 75% | 20 83% |
| D Trevathan | LB | | 45 83% | 1 4% | M Johnson | DE | 56 74% | 6 25% |
| B Callahan | CB | | 44 81% | | J Shaw | CB | 50 66% | 3 12% |
| S Acho | LB | | 40 74% | 7 29% | A Billings | NT | 47 62% | |
| L Houston | LB | | 39 72% | | C Dunlap | DE | 44 58% | 6 25% |
| J Bullard | DE | | 31 57% | 2 8% | R Glasgow | DT | 40 53% | 14 58% |
| R Robertson-Harris | DE | | 19 35% | 5 21% | K Minter | LB | 34 45% | |
| H Jones | LB | | 15 28% | | J Willis | DE | 33 43% | 5 21% |
| J Jenkins | NT | | 14 26% | 8 33% | P Sims | DT | 30 39% | |
| C Jones | LB | | 10 19% | 18 75% | C Smith | DE | 25 33% | 6 25% |
| R Coward | NT | | 10 19% | 1 4% | C Lawson | LB | 19 25% | 13 54% |
| J Timu | LB | | 9 17% | 17 71% | K Russell | CB | 18 24% | 11 46% |
| S McManis | CB | | 5 9% | 17 71% | G Atkins | DT | 12 16% | |
| D Bush | SS | | 4 7% | 12 50% | H Nickerson | LB | 5 7% | 17 71% |
| M Cooper | CB | | 2 4% | 12 50% | T McRae | CB | 5 7% | 10 42% |
| C LeBlanc | CB | | 2 4% | | A Redmond | G | 3 4% | |
| D Hall | CB | | 1 2% | 12 50% | C Core | WR | | 17 71% |
| B Braunecker | TE | | | 16 67% | C Carter | TE | | 17 71% |
| M Nugent | K | | | 13 54% | C Harris | LS | | 6 25% |
| P O'Donnell | P | | | 9 38% | K Huber | P | | 6 25% |
| A DePaola | LS | | | 9 38% | R Bullock | K | | 3 12% |
| B Sowell | T | | | 6 25% | B Wilson | S | | 2 8% |
| | | | | | E Winston | G | | 1 4% |
| | | | | | T Johnson | C | | 1 4% |



2017 GAME RECAPS



WEEK 1
Falcons 23, Bears 17
 Soldier Field (61,857)
 Sunday, Sept. 10, 2017

| | | | | | |
|----------------|---|----|---|----|----|
| ATLANTA | 3 | 7 | 3 | 10 | 23 |
| CHICAGO | 0 | 10 | 0 | 7 | 17 |

FIRST QUARTER

Falcons 7:56 Bryant 48 yd. Field Goal

SECOND QUARTER

Bears 14:55 Barth 54 yd. Field Goal
 Falcons 4:29 Freeman 5 yd. run (Bryant kick)
 Bears 0:14 Howard 4 yd. run (Barth kick)

THIRD QUARTER

Falcons 2:10 Bryant 28 yd. Field Goal

FOURTH QUARTER

Falcons 11:55 Hooper 88 yd. pass from Ryan
 (Bryant kick)
 Bears 7:26 Cohen 19 yd. pass from Glennon
 (Barth kick)
 Falcons 3:24 Bryant 37 yd. Field Goal

| | FALCONS | BEARS |
|--|----------------|--------------|
|--|----------------|--------------|

| | | |
|-----------------------|----------|----------|
| First Downs..... | 18 | 20 |
| 3rd Down | 5-11 | 5-13 |
| Total Net Yards | 372 | 301 |
| Off Plays | 55 | 63 |
| Avg Gain | 6.8 | 4.8 |
| Rushing Net..... | 64 | 125 |
| Passing Net | 308 | 176 |
| Penalties (Yds)..... | 8 (73) | 4 (40) |
| Turnovers..... | 0 | 0 |
| Punts (Avg)..... | 3 (59.3) | 5 (48.8) |
| TDs | 2 | 2 |
| FGs..... | 3-3 | 1-1 |
| TO Remain | 1 | 0 |
| Time of Poss..... | 30:34 | 29:26 |

PASSING LEADERS**FALCONS** - Ryan 21-30-0, 321 yds, 1 TD.**BEARS** - Glennon 26-40-0, 213 yds, 1 TD.**RUSHING LEADERS****FALCONS** - Freeman 12-37, 1 TD; Coleman 8-16.**BEARS** - Cohen 5-66; Howard 13-52, 1 TD; Burton 1-7.**RECEIVING LEADERS****FALCONS** - Hooper 2-128, 1 TD; Jones 4-66; Sanu 6-47; Coleman 4-42; Gabriel 3-36.**BEARS** - Cohen 8-47, 1 TD; Miller 4-39; Wright 3-34; Sims 2-31; Bellamy 3-27; Howard 3-14; White 2-6; Thompson 1-15.

The Bears came tantalizingly close to pulling off a dramatic upset of the defending NFC champion Falcons in the season opener at Soldier Field.

But four failed attempts by the Chicago offense to score the go-ahead touchdown from the 5-yard line in the final seconds enabled Atlanta to escape with a 23-17 win.

After three straight incompletions, quarterback Mike Glennon was sacked from behind by defensive end Brooks Reed with :03 remaining. Glennon had completed 7 of 11 passes for 54 yards on the drive to reach the 5 with :21 left, including a 14-yard strike to Joshua Bellamy on 4th and 3 from the Falcons' 42.

Rookie running back Tarik Cohen had a breakout performance in his NFL debut, rushing for 66 yards on five carries and catching eight passes for 47 yards. The fourth-round draft pick had a nifty 46-yard run, a 19-yard touchdown catch and a 17-yard punt return.

The Falcons led 3-0 before the Bears tied it 3-3 on Connor Barth's 54-yard field goal on the first play of the second quarter. The 10-play, 41-yard drive was sustained by Glennon's 15-yard pass to Deonte Thompson on third-and-eight.

Devonta Freeman's 5-yard TD dash around left end gave the Falcons a 10-3 lead with 4:29 left in the second quarter. The 11-play, 83-yard drive was highlighted by Matt Ryan completions of 18 and 25 yards to Julio Jones and 18 yards to Taylor Gabriel. The Atlanta quarterback completed 21 of 30 passes for 321 yards with one TD.

The Bears answered, tying the score 10-10 on Jordan Howard's 5-yard TD run. Lining up in the Wildcat formation, Cohen took the shotgun snap and handed off to Howard, who dashed around right end and picked up a block from Glennon, who was lined up wide on the play.

All seven plays on the 75-yard drive were runs, with the longest a 46-yard scamper by Cohen, who took a handoff to his left, reversed field and burst between two defenders.

The Falcons scored the game's next 10 points to take a 20-10 lead. Matt Bryant's 28-yard field goal made it 13-10 late in the third quarter. The Bears seemingly had forced Atlanta to punt following a third-down incompletion. But a roughing-the-passer penalty on Hicks sustained the drive.

The Falcons then widened the margin to 20-10 on Ryan's 88-yard touchdown pass to Austin Hooper. The Bears defense lined up late on the play and left the tight end uncovered down the middle of the field.

The Bears answered on their next drive as Glennon completed 7 of 9 passes for 70 yards, including a 19-yard TD to Cohen, to cut the deficit to 20-17 with 7:26 left in the fourth quarter. But the Falcons increased their lead to 23-17 on Bryant's 37-yard field goal with 3:24 to play and then held off the Bears on their final possession to secure the victory.

**2017 GAME RECAPS**

WEEK 2
Buccaneers 29, Bears 7
 Raymond James Stadium (56,640)
 Sunday, Sept. 17, 2017

| | | | | | |
|------------------|----|----|---|---|----|
| CHICAGO | 0 | 0 | 0 | 7 | 7 |
| TAMPA BAY | 10 | 16 | 0 | 3 | 29 |

FIRST QUARTER

| | | |
|------|------|--|
| Bucs | 8:58 | Folk 42 yd. Field Goal |
| Bucs | 0:10 | Evans 13 yd. pass from Winston (Folk kick) |

SECOND QUARTER

| | | |
|------|------|--|
| Bucs | 7:30 | Rodgers 1 yd. run (Folk kick) |
| Bucs | 4:09 | McClain 47 yd. INT return (kick failed), |
| Bucs | 0:00 | Folk 50 yd. Field Goal |

FOURTH QUARTER

| | | |
|-------|-------|--|
| Bucs | 12:26 | Folk 23 yd. Field Goal |
| Bears | 1:43 | Thompson 14 yd. pass from Glennon (Barth kick) |

| | BEARS | BUCS |
|----------------------|--------------|-------------|
| First Downs..... | 19 | 22 |
| 3rd Down | 7-14 | 8-15 |
| Total Net Yards..... | 310 | 311 |
| Off Plays | 62 | 67 |
| Avg Gain | 5.0 | 4.6 |
| Rushing Net..... | 20 | 117 |
| Passing Net | 290 | 194 |
| Penalties (Yds)..... | 8 (59) | 4 (34) |
| Turnovers | 4 | 1 |
| Punts (Avg)..... | 3 (56.0) | 3 (48.7) |
| TDs | 1 | 3 |
| FGs..... | 0-0 | 3-3 |
| TO Remain..... | 3 | 2 |
| Time of Poss..... | 26:49 | 33:11 |

PASSING LEADERS

BEARS - Glennon 31-45-2, 301 yds, 1 TD.
BUCS - Winston 18-30-0, 204 yds, 1 TD.

RUSHING LEADERS

BEARS - Cohen 7-13; Howard 9-7.
BUCS - Rodgers 19-67, 1 TD; Barber 10-47.

RECEIVING LEADERS

BEARS - Wright 7-69; Thompson 4-57, 1 TD; Cohen 8-55; Bellamy 4-51; Miller 6-42; Gentry 2-27.
BUCS - Evans 7-93, 1 TD; Jackson 3-39; Brate 2-24; Humphries 2-18; Howard 1-17.

After not committing any turnovers in last week's season opener against the Falcons, the Bears coughed up the ball four straight times to begin Sunday's game, enabling the Buccaneers to race to a 23-0 second-quarter lead en route to a 29-7 victory at Raymond James Stadium.

Quarterback Mike Glennon accounted for three of the four turnovers with two interceptions—one of which was returned for a touchdown—and a fumble. His stats were decent; he completed 31 of 45 passes for 301 yards with a 76.2 passer rating.

After Nick Folk's 42-yard field gave the Buccaneers a 3-0 lead midway through the opening period, Glennon completed his first six pass attempts for 53 yards. But his seventh throw over the middle intended for tight end Dion Sims was intercepted by linebacker Kwon Alexander, who returned it 22 yards to the Tampa Bay 38.

It appeared that the Buccaneers would go three-and-out when Akiem Hicks stopped running back Charles Sims for no gain on third-and-one. But Tarik Cohen tried to field a bouncing punt while surrounded by two defenders, resulting in a fumble that was recovered by Buccaneers.

On the next play, receiver Mike Evans caught a 13-yard touchdown pass from Jameis Winston on a fade in the right corner of the end zone, beating Marcus Cooper Sr. to give Tampa Bay a 10-0 lead with :10 left in the first quarter.

The Bears then committed their third straight turnover when Glennon fumbled while being sacked by defensive end Noah Spence. The ball popped into the air and was caught by linebacker Lavonte David at the Bears' 35.

The Buccaneers converted the turnover into Jacquizz Rodgers' 1-yard TD run, widening the margin to 17-0 with 7:30 remaining in the half.

Things then went from bad to worse as Glennon's pass intended for Joshua Bellamy along the sideline was intercepted by cornerback Robert McClain and returned 47 yards for a touchdown. Folk missed the extra point, but Tampa Bay led 23-0.

Folk made amends, however, drilling a 50-yard field goal as time expired in the first half to increase the Buccaneers' lead to 26-0. Folk added a 23-yarder early in the fourth quarter to make it 29-0.

The Bears failed to advance into the red zone through the game's first three quarters, but they did so on all three of their possessions in the final period. They turned the ball over on downs twice before Glennon hit Deonte Thompson with a 14-yard touchdown pass in the back left corner of the end zone with 1:43 left in the game.



2017 GAME RECAPS



WEEK 3
Bears 23, Steelers 17 (ot)
 Soldier Field (62,172)
 Sunday, Sept. 24, 2017

| | | | | | | |
|-------------------|---|----|---|---|---|----|
| PITTSBURGH | 0 | 7 | 7 | 3 | 0 | 17 |
| CHICAGO | 7 | 10 | 0 | 0 | 6 | 23 |

FIRST QUARTER

Bears 9:09 Howard 3 yd. run (Barth kick)

SECOND QUARTER

Steelers 5:42 Brown 7 yd. pass from Roethlisberger (Boswell kick)
 Bears 0:43 Shaheen 2 yd. pass from Glennon (Barth kick)
 Bears 0:00 Barth 24 yd. Field Goal

THIRD QUARTER

Steelers 6:43 Bell 1 yd. run (Boswell kick)

FOURTH QUARTER

Steelers 8:03 Boswell 32 yd. Field Goal

OVERTIME

Bears 8:27 Howard 19 yd. run

| | BEARS | STEELERS |
|-----------------------|----------|----------|
| First Downs..... | 18 | 19 |
| 3rd Down | 4-12 | 4-11 |
| Total Net Yards | 306 | 282 |
| Off Plays | 62 | 59 |
| Avg Gain | 4.9 | 4.8 |
| Rushing Net..... | 222 | 70 |
| Passing Net | 84 | 212 |
| Penalties (Yds)..... | 10 (73) | 6 (40) |
| Turnovers | 2 | 2 |
| Punts (Avg)..... | 6 (44.5) | 5 (40.6) |
| TDs | 3 | 2 |
| FGs | 1-2 | 1-2 |
| TO Remain..... | 2 | 1 |
| Time of Poss..... | 33:59 | 27:34 |

PASSING LEADERS

BEARS - Glennon 15-22-1, 101 yds, 1 TD.
STEELERS - Roethlisberger 22-39, 235 yds, 1 TD.

RUSHING LEADERS

BEARS - Howard 23-138, 2 TD; Cohen 12-78.
STEELERS - Bell 15-61, 1 TD.

RECEIVING LEADERS

BEARS - Howard 5-26; Cohen 4-24; Cunningham 3-23.
STEELERS - Brown 10-110, 1 TD; Smith-Schuster 2-39.

Fueled by a dominant running game and a stingy defense Sunday at Soldier Field, the Bears improved to 1-2 with a stunning 23-17 overtime victory over the Pittsburgh Steelers.

Pro Bowl running back Jordan Howard rushed for 138 yards and two touchdowns on 23 carries, including a game-winning 19-yard TD run with 8:27 remaining in overtime.

Howard's touchdown capped the Bears' first possession of overtime and came two plays after Tarik Cohen had apparently ended the game with a dazzling 73-yard TD run. But after a replay review it was determined that the rookie had stepped out of bounds at the Pittsburgh 37.

With Cohen adding 78 yards on 12 carries, the Bears rushed for 220 yards.

Backed by an opportunistic defense, the Bears led 17-7 at halftime. But the offense committed two turnovers deep in Chicago territory and the Steelers converted the miscues into 10 points, trying the score 17-17 midway through the fourth quarter.

After Pittsburgh recovered a Howard fumble at the Bears' 16, Le'Veon Bell's 1-yard TD run cut the deficit to 17-14 midway through the third quarter. Mike Glennon's pass intended for Zach Miller was then intercepted by safety J.J. Wilcox at the Chicago 21, leading to Chris Boswell's game-tying field goal with 8:03 to play in regulation.

The Bears defense held Bell to 61 yards on 15 rushes and limited Ben Roethlisberger--who completed 22 of 39 passes for 235 yards--to an 82.7 passer rating.

After mustering only one takeaway in their first two games, the Bears generated two in the first quarter Sunday. First, McManis recovered a muffed punt by the Steelers' Eli Rogers at the Pittsburgh 29. That led to Howard's 3-yard touchdown run, which gave the Bears a 7-0 lead.

The defense then generated a second takeaway when Bryce Callahan sacked Roethlisberger on a blitz, forcing a fumble that Akiem Hicks recovered at the 50. But the Bears failed to capitalize on the turnover as Barth missed a 47-yard field goal attempt.

The Steelers tied the game 7-7 on Roethlisberger's 7-yard touchdown pass to Antonio Bryant with 5:42 left in the first half.

Glennon's 2-yard touchdown pass to Adam Shaheen gave the Bears a 14-7 lead with :43 left in the first half. Howard rushed for 36 yards on four carries and Cohen had a 26-yard run on the nine-play, 75-yard drive. The TD was Shaheen's first NFL catch.

Operating a run-oriented attack, Glennon completed 15 of 22 passes for 101 yards with one touchdown, one interception and a 74.2 passer rating.

**2017 GAME RECAPS**

WEEK 4
Packers 35, Bears 14
 Lambeau Field (78,362)
 Thursday, Sept. 28, 2017

| | | | | | |
|------------------|----|---|---|---|----|
| CHICAGO | 0 | 7 | 0 | 7 | 14 |
| GREEN BAY | 14 | 7 | 7 | 7 | 35 |

FIRST QUARTER

- Packers 9:49 Adams 5 yd. pass from Rodgers (Crosby kick)
- Packers 8:56 Cobb 2 yd. pass from Rodgers (Crosby kick)

SECOND QUARTER

- Packers 4:48 Jones 2 yd. run (Crosby kick)
- Bears 0:08 Wright 5 yd. pass from Glennon (Barth kick)

THIRD QUARTER

- Packers 4:09 Nelson 4 yd. pass from Rodgers (Crosby kick)

FOURTH QUARTER

- Packers 14:54 Nelson 8 yd. pass from Rodgers (Crosby kick)
- Bears 6:01 Howard 3 yd. run (Barth kick)

| | BEARS | PACKERS |
|-----------------------|--------------|----------------|
| First Downs..... | 20 | 17 |
| 3rd Down | 5-12 | 7-14 |
| Total Net Yards | 308 | 260 |
| Off Plays | 64 | 53 |
| Avg Gain | 4.8 | 4.9 |
| Rushing Net..... | 103 | 91 |
| Passing Net | 205 | 169 |
| Penalties (Yds)..... | 8 (62) | 7 (55) |
| Turnovers | 4 | 0 |
| Punts (Avg)..... | 3 (49.0) | 5 (47.6) |
| TDs | 2 | 5 |
| FGs..... | 0-1 | 0-0 |
| TO Remain..... | 3 | 0 |
| Time of Poss..... | 31:51 | 28:09 |

PASSING LEADERS

- BEARS** - Glennon 21-33-2, 218 yds, 1 TD.
- PACKERS** - Rodgers 18-26-0, 179 yds, 4 TD.

RUSHING LEADERS

- BEARS** - Howard 18-53, 1 TD; Cunningham 5-26; Cohen 6-24.
- PACKERS** - Jones 13-49, 1 TD; Montgomery 5-28; Williams 4-11.

RECEIVING LEADERS

- BEARS** - Wright 4-51, 1 TD; Miller 2-45; Thompson 5-44; Bellamy 3-36; Cohen 4-24; Howard 2-10.
- PACKERS** - Nelson 4-75, 2 TD; Cobb 4-44, 1 TD; Bennett 6-39; Adams 2-13, 1 TD.

The Bears fell to the Green Bay Packers, 35-14, at Lambeau Field. The Bears offense committed three turnovers in the first half. The Packers converted the miscues into 14 points in jumping to a 21-0 lead.

While Packers quarterback Aaron Rodgers threw four touchdown passes, Bears counterpart Mike Glennon tossed two interceptions and lost two fumbles, though one came on a miscommunication with center Cody Whitehair on a shotgun snap that wasn't entirely Glennon's fault.

Rodgers led the Packers to touchdowns on all five of their red-zone possessions Thursday night. The two-time NFL MVP has now won 13 of the last 14 games he's started and finished against the Bears and has thrown 21 TD passes and just one interception in his last nine contests versus Chicago.

After Rodgers captured the game's opening possession with a 5-yard touchdown pass to Davante Adams, the Bears turned the ball over on their first play from scrimmage. Glennon fumbled when he was sacked by Clay Matthews and Jake Ryan recovered at the Bears' 3.

Three plays later, Rodgers threw his second touchdown pass in a :53 span, a 2-yarder to Randall Cobb that gave the Packers a commanding 14-0 lead with 8:56 left in the first quarter.

The second Bears turnover came when Whitehair surprised Glennon with a shotgun snap and the ball caromed off the quarterback, resulting in a fumble that linebacker Blake Martinez recovered at the Chicago 24.

Later in the half, Glennon's pass over the middle intended for Markus Wheaton was intercepted by Ha-Ha Clinton Dix. Rodgers completed a 58-yard pass to receiver Jordy Nelson, setting up Aaron Jones' 2-yard TD run, giving the Packers a 21-0 lead with 4:48 left in the half.

The Bears responded as Glennon completed 6 of 7 passes for 72 yards, including a 5-yard touchdown to Kendall Wright, cutting the deficit to 21-7 with :08 remaining in the half.

But the Bears couldn't get any closer. After Deonte Thompson dropped a third-down pass early in the third quarter, Connor Barth missed a 47-yard field goal attempt wide right.

The Packers made it 28-7 on Rodgers' 4-yard touchdown pass to Nelson late in the third quarter.

Glennon committed his fourth turnover of the game late in the third quarter when his pass intended for Thompson was intercepted by safety Kentrell Brice.

The Packers converted the turnover as Rodgers tossed his fourth touchdown pass of the night, an 8-yarder to Nelson, making it 35-7 early in the fourth quarter.

Jordan Howard's 3-yard TD run made the score 35-14 with 6:01 remaining in the fourth quarter.



2017 GAME RECAPS



WEEK 5
Vikings 20, Bears 17
 Soldier Field (61,834)
 Monday, Oct. 9, 2017

| | | | | | | |
|------------------|---|---|----|---|---|----|
| MINNESOTA | 0 | 3 | 14 | 3 | 0 | 20 |
| CHICAGO | 2 | 0 | 7 | 8 | 0 | 17 |

FIRST QUARTER

Bears 1:31 Bradford sacked in end zone by Floyd for a Safety

SECOND QUARTER

Vikings 1:02 Forbath 26 yd. Field Goal

THIRD QUARTER

Vikings 8:16 Rudolph 13 yd. pass from Keenum (Forbath kick)

Bears 5:23 Cunningham 38 yd. pass from O'Donnell (Barth kick) (7-75, 2:53)

Vikings 3:31 McKinnon 58 yd. run (Forbath kick)

FOURTH QUARTER

Bears 12:24 Miller 20 yd. pass from Trubisky (Trubisky run)

Vikings 0:12 Forbath 26 yd. Field Goal

| | VIKINGS | BEARS |
|-----------------------|----------|----------|
| First Downs..... | 17 | 16 |
| 3rd Down | 6-15 | 3-12 |
| Total Net Yards | 300 | 274 |
| Off Plays | 67 | 56 |
| Avg Gain | 4.5 | 4.9 |
| Rushing Net..... | 159 | 115 |
| Passing Net | 141 | 159 |
| Penalties (Yds)..... | 9 (69) | 8 (55) |
| Turnovers | 0 | 2 |
| Punts (Avg)..... | 6 (43.0) | 7 (43.9) |
| TDs | 2 | 2 |
| FGs | 2-2 | 0-0 |
| TO Remain | 1 | 0 |
| Time of Poss | 31:24 | 28:36 |

PASSING LEADERS

VIKINGS - Keenum 17-21, 140 yds, 1 TD; Bradford 5-11, 36 yds.

BEARS - Trubisky 12-25, 128 yds, 1 TD, 1 INT; O'Donnell 1-1, 38 yds, 1 TD.

RUSHING LEADERS

VIKINGS - McKinnon 16-95, 1 TD; Murray 12-31; Keenum 1-22; Thielen 1-11.

BEARS - Howard 19-76; Trubisky 3-22; Cohen 6-13.

RECEIVING LEADERS

VIKINGS - McKinnon 6-51; Rudolph 6-45, 1 TD; Thielen 5-34; Murray 2-12; Floyd 1-19; Ham 1-11; Diggs 1-4.

BEARS - Wright 4-46; Miller 3-39, 1 TD; Cunningham 2-43, 1 TD; McBride 1-18; Sims 1-17; Wheaton 1-9.

Mitchell Trubisky provided the spark the Bears were anticipating in his first NFL start, extending plays with his athleticism and throwing accurately on the run. But the second overall pick in the draft also experienced the ups and downs that are common for rookie quarterbacks in a 20-17 loss to the Minnesota Vikings at Soldier Field.

Trubisky valiantly rallied the Bears from a 17-9 tie deficit early in the fourth quarter, forging a 17-17 tie with a 20-yard touchdown pass to tight end Zach Miller coupled with a two-point conversion run.

But then when the Bears took over at their own 10 with 2:32 to play, Trubisky's pass intended for Miller was intercepted by safety Harrison Smith at the Chicago 28. The pick set up Kai Forbath's game-winning 26-yard field goal with :12 remaining.

The Bears offense committed six penalties in the game's first 20 minutes, including a holding infraction on receiver Markus Wheaton that nullified Jordan Howard's 42-yard touchdown run.

The Bears' seven first-half possessions resulted in six punts and a turnover. On the six drives that ended with punts, the offense faced situations of third-and-20, third-and-12, third-and-12, third-and-15, third-and-13 and third-and-20.

The Bears defense allowed just 55 yards and four first downs in the first half. The unit also generated the first points of the game as Leonard Floyd sacked Sam Bradford in the end zone for a safety, giving the Bears a 2-0 lead late in the first quarter.

The only points the defense allowed in the first half came on Forbath's 26-yard field goal late in the second period—after the Vikings had taken over at the Bears' 13 following a blindside strip/sack of Trubisky by defensive end Everson Griffen.

The Vikings replaced an ineffective Bradford with Case Keenum late in the second quarter and the move paid dividends. Keenum opened the second half by engineering a 13-play, 76-yard drive he capped with a 13-yard touchdown pass to Kyle Rudolph, giving Minnesota a 10-2 lead.

The Bears reached into their bag of tricks, turning a fake punt into a 38-yard touchdown pass from punter Pat O'Donnell to Benny Cunningham. On fourth-and-six, O'Donnell tossed a short pass over the middle to Cunningham, who eluded one tackler and spun away from another to draw the Bears to within 10-9 with 5:23 left in the third quarter.

The Vikings answered less than two minutes later, however, widening the margin to 17-9 on Jerick McKinnon's 58-yard touchdown run against a depleted Bears defense that had lost yet another inside linebacker on the previous possession when John Timu exited with a knee injury.

That set the stage for Trubisky, who rolled to his right and threw into the end zone to Miller, who caught the ball for a touchdown after it had deflected off the hands of safety Andrew Sendejo.



2017 GAME RECAPS



WEEK 6
Bears 27, Ravens 24 (ot)

M&T Bank Stadium (70,616)
Sunday, Oct. 15, 2017

| | | | | | | |
|------------------|---|----|---|----|---|----|
| CHICAGO | 0 | 10 | 7 | 7 | 3 | 27 |
| BALTIMORE | 0 | 3 | 7 | 14 | 0 | 24 |

SECOND QUARTER

| | | |
|--------|-------|--|
| Bears | 10:54 | Barth 24 yd. FG |
| Bears | 2:53 | Miller 21 yd. pass from Cohen (Barth kick) |
| Ravens | 0:03 | Tucker 27 yd. FG |

THIRD QUARTER

| | | |
|--------|-------|---|
| Bears | 6:01 | Sims 27 yd. pass from Trubisky (Barth kick) |
| Ravens | 5:47 | Rainey 96 yd. KO return (Tucker kick) |
| Ravens | 11:26 | Tucker 31 yd. FG |

FOURTH QUARTER

| | | |
|--------|------|---|
| Bears | 5:08 | Amos 90 yd. INT return (Barth kick) |
| Ravens | 2:56 | Tucker 50 yd. FG |
| Ravens | 1:37 | Campanaro 77 yd. PR (Flacco-Boyle pass) |

OVERTIME

| | | |
|-------|------|-----------------|
| Bears | 2:06 | Barth 40 yd. FG |
|-------|------|-----------------|

| | BEARS | RAVENS |
|----------------------|----------|----------|
| First Downs..... | 18 | 16 |
| 3rd Down..... | 5-17 | 3-18 |
| Total Net Yards..... | 342 | 291 |
| Off Plays..... | 75 | 70 |
| Avg Gain..... | 4.6 | 4.2 |
| Rushing Net..... | 231 | 125 |
| Passing Net..... | 111 | 166 |
| Penalties (Yds)..... | 5 (44) | 8 (69) |
| Turnovers..... | 2 | 3 |
| Punts (Avg)..... | 9 (46.7) | 7 (55.0) |
| TDs..... | 3 | 2 |
| FGs..... | 2-2 | 3-3 |
| TO Remain..... | 2 | 1 |
| Time of Poss..... | 36:45 | 31:09 |

PASSING LEADERS

BEARS - Trubisky 8-16, 113 yds, 1 TD; Cohen 1-1, 21 yds, 1 TD.

RAVENS - Flacco 24-41, 180 yds, 0 TD, 2 INT.

RUSHING LEADERS

BEARS - Howard 36-167; Cohen 14-32; Trubisky 4-32.

RAVENS - Collins 15-74; Allen 10-49; Flacco 1-2.

RECEIVING LEADERS

BEARS - Sims 2-42, 1 TD; Wright 2-36; Miller 2-25, 1 TD; Cohen 1-14; Howard 1-9; Burton 1-8.

RAVENS - Moore 3-44; Wallace 3-30; Watson 6-28; Campanaro 3-24; Allen 3-17; Boyle 2-15; Rainey 2-11.

After losing a 24-13 lead late in Sunday's game in Baltimore, the Bears valiantly rallied for a thrilling 27-24 overtime victory over the Ravens.

Baltimore native Adrian Amos appeared to clinch the win when he returned his first career interception 90 yards for a touchdown, putting the Bears ahead 24-13 with 5:08 to play.

But the Ravens stormed back, climbing to within 24-16 on Justin Tucker's 50-yard field goal with 2:56 left and then tying it 24-24 on Michael Campanaro's 77-yard punt return touchdown coupled with Joe Flacco's two-point conversion pass to Nick Boyle with 1:37 to play.

Things continued to look bleak for the Bears when they started their second possession of overtime at their own 7. But Jordan Howard burst around left end for 53 yards to the Baltimore 40. Mitchell Trubisky followed with an 18-yard pass to Kendall Wright on third-and-11 to the 23, setting up Connor Barth's game-winning 40-yard field goal with 2:06 left in overtime.

Fueled by an opportunistic defense that generated three takeaways and a strong running game that produced 231 yards, the Bears improved to 2-4 by winning on the road for the first time since Dec. 27, 2015 when they beat the Buccaneers 26-21 in Tampa, snapping a 10-game skid.

Facing a rugged Ravens defense, the Bears kept the ball on the ground. Trubisky threw just 16 passes in the game—completing eight for 113 yards and one touchdown with no interceptions—while handing off 50 times to Howard and rookie Tarik Cohen. Howard responded by rushing for a career-high 167 yards on 36 carries, while Cohen added 32 yards on 14 attempts.

Cohen did more than just run the ball Sunday. The versatile fourth-round draft pick lofted a perfect 21-yard touchdown pass to Zach Miller in the right corner of the end zone on a halfback option play, giving the Bears a 10-0 lead with 2:53 remaining in the second quarter.

Trubisky and Dion Sims teamed up for a good throw and a good catch midway through the third quarter that resulted in a 27-yard touchdown, giving the Bears a 17-3 lead.

On the ensuing kickoff, it appeared that Joshua Bellamy tripped up Bobby Rainey. But the Ravens kick returner jumped to his feet and raced 96 yards for a controversial touchdown that closed the gap to 17-10. Referee Ed Hochuli confirmed the call on the field via a replay review.

The Bears followed by committing turnovers on their next two possessions. Cohen lost a fumble at his own 39 and the Ravens turned it into Tucker's 31-yard field goal, drawing to within 17-13. Baltimore then took over at its own 48 following a strip/sack of Trubisky, but Amos saved the day—at least temporarily—with his 90-yard INT return touchdown.



2017 GAME RECAPS



WEEK 7
Bears 17, Panthers 3

Soldier Field (61,256)
Sunday, Oct. 22, 2017

| | | | | | |
|-----------------|---|----|---|---|----|
| CAROLINA | 0 | 3 | 0 | 0 | 3 |
| CHICAGO | 7 | 10 | 0 | 0 | 17 |

FIRST QUARTER

Bears 8:59 Jackson 75 yd. Fum Ret. (Barth kick)

SECOND QUARTER

Bears 12:28 Jackson 76 yd. INT return (Barth kick)

Panthers 3:18 Gano 36 yd. FG

Bears 1:10 Barth 19 yd. FG

| | PANTHERS | BEARS |
|-----------------------|-----------------|--------------|
| First Downs..... | 20 | 5 |
| 3rd Down | 6-15 | 2-11 |
| Total Net Yards | 293 | 153 |
| Off Plays | 69 | 37 |
| Avg Gain | 4.2 | 4.1 |
| Rushing Net..... | 108 | 68 |
| Passing Net | 185 | 85 |
| Penalties (Yds)..... | 4 (35) | 5 (40) |
| Turnovers..... | 3 | 0 |
| Punts (Avg)..... | 5 (52.6) | 6 (49.3) |
| TDs | 0 | 2 |
| FGs..... | 1-1 | 1-2 |
| TO Remain | 0 | 3 |
| Time of Poss..... | 38:35 | 21:25 |

PASSING LEADERS

PANTHERS - Newton 21-34, 211 yds, 0 TD, 2 INT.

BEARS - Trubisky 4-7, 107 yds, 0 TD, 0 INT.

RUSHING LEADERS

PANTHERS - Newton 9-50; Stewart 14-48; McCaffrey 7-10.

BEARS - Howard 21-65; Trubisky 5-3.

RECEIVING LEADERS

PANTHERS - Benjamin 3-65; Funchess 4-41; McCaffrey 7-36; Shepard 2-20; Samuel 1-20; Dickson 3-18; Manhertz 1-11.

BEARS - Cohen 1-70; Miller 2-29; Gentry 1-8.

Rookie safety Eddie Jackson led a dominant defensive performance that carried the Bears to an impressive 17-3 win over the Carolina Panthers.

In scoring the game's only two touchdowns, the fourth-round draft pick made history while also helping the Bears (3-4) record back-to-back victories for the first time since November 2015.

Jackson staked the Bears to a 14-0 second-quarter lead by returning a fumble 75 yards for a touchdown and bringing back an interception 76 yards for a score. In the process, he became the first player in NFL history with two defensive touchdowns of at least 75 yards in a game.

Jackson's two touchdowns were just part of a stellar outing by a Bears defense that generated three takeaways for the second straight week and compiled a season-high five sacks.

"I thought it was a really good team win," said coach John Fox. "It was a good football team that came to town, a team that had a lot of playoff experience and leadership on their football team. It's not always going to be perfect. You've got to give the other team some credit. But I thought as a football team we played well today and well enough to get a decisive win."

The Bears struggled on offense, mustering just one field goal on nine possessions while being held to five first downs, 153 total yards and an 18 percent success rate on third down (2 of 11). With the Bears protecting a 17-3 lead, the offense opened the second half with four straight three-and-outs and had as many complete passes (4) as sacks allowed (4) in the game.

Asked if he's ever won a game in which his team completed only four passes, Fox said: "I've seen a lot. I don't ever like to say I've seen it all because something new will happen. But I've been a part of those games. This is a team game. Sometimes it's going to be one-sided in one way or another. I've seen that before. But at the end of the day you have smiling faces in the locker room and they fought hard for that victory."

Jackson's first touchdown came on the game's opening possession. On first-and-10 from the Bears' 24, Cam Newton faked an inside handoff and pitched to receiver Curtis Samuel, who failed to secure the ball. Jackson scooped it up and raced down the left sideline to the end zone.

Jackson struck again early in the second quarter, swooping in to intercept a Newton pass intended for receiver Kelvin Benjamin that was broken up by Prince Amukamara. The ball caromed high into the air and was caught by Jackson, who deked Newton along the sideline.

**2017 GAME RECAPS**

WEEK 8
Saints 20, Bears 12
 Mercedes-Benz Superdome (73,192)
 Sunday, Oct. 29, 2017

| | | | | | | |
|--------------------|---|---|---|---|---|----|
| CHICAGO | 0 | 3 | 3 | 6 | 0 | 12 |
| NEW ORLEANS | 7 | 7 | 0 | 6 | 0 | 20 |

FIRST QUARTER

Saints 11:08 Kamara 8 yd. run (Lutz kick)

SECOND QUARTER

Bears 14:52 Barth 27 yd. Field Goal
 Saints 3:41 Ingram 1 yd. run (Lutz kick)

THIRD QUARTER

Bears 5:42 Barth 44 yd. Field Goal

FOURTH QUARTER

Saints 12:54 Lutz 45 yd. Field Goal
 Bears 3:58 Cohen 1 yd. run (pass failed)
 Saints 1:35 Lutz 49 yd. Field Goal

| | BEARS | SAINTS |
|-----------------------|--------------|---------------|
| First Downs..... | 17 | 19 |
| 3rd Down | 8-17 | 2-9 |
| Total Net Yards | 307 | 387 |
| Off Plays | 65 | 60 |
| Avg Gain | 4.7 | 6.5 |
| Rushing Net..... | 157 | 101 |
| Passing Net | 150 | 286 |
| Penalties (Yds)..... | 4 (31) | 7 (51) |
| Turnovers | 1 | 2 |
| Punts (Avg)..... | 5 (54.0) | 4 (51.0) |
| TDs | 1 | 2 |
| FGs..... | 2-3 | 2-2 |
| TO Remain..... | 0 | 2 |
| Time of Poss..... | 28:37 | 31:23 |

PASSING LEADERS

BEARS - Trubisky 14-32, 164 yds, 0 TD, 1 INT.
SAINTS - Brees 23-28, 299 yds, 0 TD, 1 INT.

RUSHING LEADERS

BEARS - Howard 23-102; Trubisky 3-53; Cohen 4-2, 1 TD.
SAINTS - Ingram 18-75, 1 TD; Kamara 8-28, 1 TD.

RECEIVING LEADERS

BEARS - McBride 3-92; Wright 2-23; Howard 3-19; Sims 3-15; Brown 1-9; Cohen 1-6.
SAINTS - Thomas 7-77; Ginn 2-68; Coleman 1-54; Kamara 3-48; Hill 3-29; Ingram 6-24.

The Saints escaped with a 20-12 victory, but not before the Bears had threatened to rally from a 17-6 fourth-quarter deficit. After Tarik Cohen's 1-yard touchdown dive closed the gap to 17-12, the Bears defense forced turnovers on back-to-back possessions late in the fourth quarter. But the offense failed to capitalize on both occasions. The unit turned the ball over on downs with 1:51 remaining on a Mitchell Trubisky incomplete pass on fourth-and-one from the Chicago 39—and after a Saints field goal—on a Trubisky interception with 1:11 left.

The Bears seemingly had scored their first touchdown of the game with 5:47 left in the third quarter on Trubisky's 25-yard pass to Zach Miller. The veteran tight end suffered a gruesome dislocated knee on the play and was carted off the field. Adding insult to injury, the TD was overturned to an incomplete pass after referee Carl Cheffers ruled that Miller did not complete the process of the catch because he let go of the ball while writhing in pain on the ground.

The Bears amassed 307 total yards and converted 8-of-17 third-down opportunities (47 percent), but mustered just one touchdown. Cohen's TD was the first by the offense in 25 possessions dating back to the third quarter of the team's Week 6 overtime win in Baltimore.

The Bears left points on the field Sunday, settling for Connor Barth's 27-yard field goal early in the second period after they had first-and-goal at the 6. Barth later hooked a 48-yard attempt wide left with :22 remaining in the first half after Cohen had been dropped for a three-yard loss and Trubisky had been sacked for a loss of five.

Another critical mistake on special teams also cost the Bears points on the game's opening possession. With Wil Lutz attempting a 32-yard field goal on fourth-and-five, Kyle Fuller was penalized for lining up offside, resulting in a first down. The Saints converted the miscue into Alvin Kamara's 8-yard touchdown run to take a 7-0 lead.

Trubisky completed 14 of 32 passes for 164 yards with one interception. His top target was receiver Tre McBride III, who caught three passes for 92 yards. Trubisky also had a 46-yard scramble on third-and-10 that helped set up Cohen's touchdown.

Jordan Howard rushed for 102 yards on 23 carries, including a 50-yard burst from his own 3 that led to Barth's 44-yard field goal, which drew the Bears to within 14-6 in the third quarter.

After generating three takeaways in each of the last two games, the Bears defense gave the offense a chance to rally by forcing two fourth-quarter turnovers Sunday.

First, Jonathan Bullard stripped Mark Ingram and Christian Jones recovered at the Bears' 28 with 7:32 remaining. Later, Adrian Amos ripped the ball away from Ingram and returned the fumble four yards to the Chicago 30 with 2:12 to play.



2017 GAME RECAPS



WEEK 10
Packers 23, Bears 16
 Soldier Field (61,285)
 Sunday, Nov. 12, 2017

| | | | | | |
|------------------|---|---|---|----|----|
| GREEN BAY | 3 | 7 | 3 | 10 | 23 |
| CHICAGO | 3 | 3 | 0 | 10 | 16 |

FIRST QUARTER

Packers 7:20 Crosby 40 yd. Field Goal
 Bears 2:15 Barth 45 yd. Field Goal

SECOND QUARTER

Packers 11:41 Montgomery 37 yd. run (Crosby kick)
 Bears 0:00 Barth 44 yd. Field Goal

THIRD QUARTER

Packers 10:16 Crosby 24 yd. Field Goal

FOURTH QUARTER

Packers 13:09 Crosby 50 yd. Field Goal
 Bears 10:39 Bellamy 46 yd. pass from Trubisky (Barth kick)
 Packers 5:29 Adams 19 yd. pass from Hundley (Crosby kick)
 Bears 3:19 Barth 49 yd. Field Goal

| | PACKERS | BEARS |
|-----------------------|----------------|--------------|
| First Downs..... | 18 | 14 |
| 3rd Down | 7-16 | 4-14 |
| Total Net Yards | 342 | 323 |
| Off Plays | 65 | 57 |
| Avg Gain | 5.3 | 5.7 |
| Rushing Net..... | 160 | 55 |
| Passing Net | 182 | 268 |
| Penalties (Yds)..... | 5 (35) | 8 (78) |
| Turnovers..... | 0 | 1 |
| Punts (Avg)..... | 4 (40.0) | 5 (48.2) |
| TDs | 2 | 1 |
| FGs..... | 3-4 | 3-3 |
| TO Remain..... | 0 | 0 |
| Time of Poss..... | 33:53 | 26:07 |

PASSING LEADERS

PACKERS – Hundley 18-25, 212 yds, 1 TD, 0 INT
BEARS - Trubisky 21-35, 297 yds, 1 TD, 0 INT

RUSHING LEADERS

PACKERS – Williams 20-67; Montgomery 6-54, 1 TD; Hundley 2-16; Jones 3-12; Cobb 4-8; Ripkowski 2-3.
BEARS – Howard 15-54; Cohen 1-1.

RECEIVING LEADERS

PACKERS – Adams 5-90, 1 TD; Cobb 3-52; Nelson 3-20; Montgomery 2-14; Ripkowski 1-12; Kendricks 1-9; Rodgers 1-8; Williams 1-7; Jones 1-0.
BEARS – Inman 6-88; Bellamy 2-57, 1 TD; Wright 5-46; Shaheen 2-39; Cunningham 3-32; Brown 2-23; Cohen 1-10.

The Bears fell to the Packers, 23-16, on a dreary, rainy afternoon along Chicago's lakefront.

The Bears offense compiled 323 yards but mustered only one touchdown, while the defense allowed Brett Hundley to complete 18 of 25 passes for 212 yards with one touchdown.

Trailing 23-16, the Bears had an opportunity to send the game into overtime after Mason Crosby missed a 35-yard field goal attempt following a botched hold with 1:02 left in the game. But they turned the ball over on downs at their own 43 with :28 to play.

The Bears shot themselves in the foot repeatedly. They committed 11 penalties—seven of which were accepted—in the first half alone.

The key play in the game occurred midway through the second quarter. With the Bears trailing 10-3, Benny Cunningham caught a screen pass from the Green Bay 25 and weaved through defenders before eventually diving for the pylon.

Cunningham was ruled out of bounds at the 2. The Bears challenged the call, believing that he had touched the ball to the pylon before his knee landed out of bounds. But after a replay review, referee Tony Corrente ruled that Cunningham had lost the ball an instant before it touched the pylon, and the Packers were awarded a touchback.

On Sunday, Crosby's third field goal, a 50-yarder, gave Green Bay a 16-6 lead early in the fourth.

But the drought ended when Mitchell Trubisky lofted a perfect 46-yard touchdown pass to receiver Joshua Bellamy, who beat cornerback Davon House with a double move to cut the deficit to 16-13 with 10:39 remaining in the game.

But the Packers answered with an eight-play, 75-yard drive that was capped by Hundley's 19-yard TD pass to receiver Davante Adams, widening the margin to 23-13.

Trubisky completed 21 of 35 passes for a career-high 297 yards with one TD, no interceptions and a 97.0 passer rating. He was also sacked five times.

In his first game since being acquired by the Bears in a trade with the Chargers Oct. 26, receiver Dontrelle Inman had a team-leading six receptions for 88 yards. But he dropped a slightly-high-but-catchable pass over the middle on the Bears' final drive that would have resulted in a first down in Green Bay territory.

The Packers not only played without Rodgers, who is out indefinitely with a broken right collarbone, but they lost top running backs Aaron Jones (knee) and Ty Montgomery (ribs) to injuries Sunday. Montgomery exited after rushing for 54 yards on six carries, including a 37-yard TD that gave Green Bay a 10-3 second-quarter lead. Third-string back Jamaal Williams rushed for 67 yards on 20 carries.

**2017 GAME RECAPS**

WEEK 11
Lions 27, Bears 24
 Soldier Field (60,635)
 Sunday, Nov. 19, 2017

| | | | | | |
|----------------|----|----|---|---|----|
| DETROIT | 0 | 21 | 0 | 6 | 27 |
| CHICAGO | 10 | 7 | 0 | 7 | 24 |

FIRST QUARTER

| | | |
|-------|------|---|
| Bears | 8:21 | Barth 23 yd. Field Goal |
| Bears | 3:23 | Shaheen 1 yd. pass from Trubisky (Barth kick) |

SECOND QUARTER

| | | |
|-------|-------|--|
| Lions | 14:00 | Hayden 27 yd. fumble ret (Prater kick) |
| Bears | 8:30 | Howard 12 yd. run (Barth kick) |
| Lions | 5:17 | M. Jones 28 yd. pass from Stafford (Prater kick) |
| Lions | 0:20 | Abdullah 2 yd. pass from Stafford (Prater kick) |

FOURTH QUARTER

| | | |
|-------|-------|-------------------------------|
| Lions | 10:01 | Prater 27 yd. Field Goal |
| Bears | 5:02 | Cohen 15 yd. run (Barth kick) |
| Lions | 1:35 | Prater 52 yd. Field Goal |

| | LIONS | BEARS |
|-----------------------|--------------|--------------|
| First Downs..... | 20 | 24 |
| 3rd Down | 3-10 | 3-9 |
| Total Net Yards | 352 | 398 |
| Off Plays | 58 | 61 |
| Avg Gain | 6.1 | 6.5 |
| Rushing Net..... | 65 | 222 |
| Passing Net | 287 | 176 |
| Penalties (Yds)..... | 6 (49) | 5 (64) |
| Turnovers | 1 | 1 |
| Punts (Avg)..... | 4 (43.0) | 4 (46.5) |
| TDs | 3 | 3 |
| FGs..... | 2-2 | 1-2 |
| TO Remain | 2 | 0 |
| Time of Poss..... | 30:36 | 29:24 |

PASSING LEADERS**LIONS** - Stafford 21-31, 299 yds, 2 TD, 0 INT.**BEARS** - Trubisky 18-30, 179 yds, 1 TD, 0 INT.**RUSHING LEADERS****LIONS** - Riddick, 9-35; Abdullah, 11-22; Agnew 1-5.**BEARS** - Howard 15-125, 1 TD; Trubisky 6-53; Cohen 9-44, 1 TD.**RECEIVING LEADERS****LIONS** - M. Jones 4-85, 1 TD; T. Jones 4-55; Golladay 2-52; Ebron 4-49; Tate 3-32; Abdullah 2-13, 1 TD; Fells 1-9; Riddick 1-4.**BEARS** - Inman 3-43; Shaheen 4-41, 1 TD; Wright 2-25; Brown 2-23; Cunningham 1-18; Cohen 4-15; McBride 2-14.

The Bears rallied to tie Sunday's game against the Lions in the fourth quarter, but they came up short. In position to force overtime, Connor Barth pushed a 46-yard field goal attempt wide right with :03 remaining in regulation, enabling Detroit to escape with a 27-24 win at Soldier Field.

After Matt Prater's 52-yard field goal snapped a 24-24 tie with 1:35 to play, rookie quarterback Mitchell Trubisky put the Bears in position to knot the game with a nifty 19-yard scramble on fourth-and-13 followed by a 15-yard completion to Dontrelle Inman to the Detroit 28.

But Barth missed the field-goal, dropping the Bears to 3-7 with their third straight loss. The errant kick came one week after the eight-year NFL veteran had made all three of his field-goal tries from 45, 44 and 49 yards in a loss to the Packers.

Sunday's game was a seesaw battle. The Bears took a 17-7 lead, trailed 24-17 after allowing 17 unanswered points and rallied to tie it 24-24 before ultimately falling 27-24.

The Bears rushed for 222 yards behind Jordan Howard (15 carries for 125 yards and 1 TD), Trubisky (6-53) and Tarik Cohen (9-44-1). Trubisky completed 18 of 30 passes for 179 yards with one TD, no interceptions and an 88.1 passer rating.

The Bears jumped to a quick 10-0 lead. After Barth's 23-yard field goal on the game's opening possession, Nick Kwiatkoski forced a fumble on a third-down sack of Matthew Stafford and Akiem Hicks recovered the loose ball at the Chicago 45.

Howard burst through the right side of the line and raced 50 yards to the Detroit 5, setting up Trubisky's 1-yard TD pass to rookie Adam Shaheen.

On the Bears' third possession, Trubisky fumbled a snap from center Cody Whitehair and Lions D.J. Hayden scooped up the ball and returned it 27 yards for a touchdown, drawing Detroit (6-4) to within 10-7 with 14:00 left in the second quarter.

The Bears answered with an eight-play, 78-yard drive capped by Howard's 12-yard touchdown run that widened the margin to 17-7 with 8:30 left in the first half. Trubisky completed 3 of 3 passes for 36 yards and had a 10-yard scramble.

But Stafford threw touchdown passes on Detroit's final two possessions of the first half of 28 yards to Marvin Jones Jr. and two yards to Ameer Abdullah, giving the Lions a 21-17 lead. Jones beat Marcus Cooper Sr. with a double move, while Abdullah was uncovered on his TD.

After both teams opened the second half with three straight punts, the Lions increased their lead to 24-17 on Prater's 27-yard FG early in the fourth.

The Bears responded with an eight-play, 78-yard drive that was capped by Cohen's 15-yard touchdown run, tying the score 24-24 with 5:02 left in the fourth quarter. Cohen took a pitch, raced to his left and soared into the end zone over safety Glover Quin just inside the pylon.



2017 GAME RECAPS



WEEK 12
Eagles 31, Bears 3
 Lincoln Financial Field (69,596)
 Sunday, Nov. 26, 2017

| | | | | | |
|---------------------|---|----|---|---|----|
| CHICAGO | 0 | 0 | 3 | 0 | 3 |
| PHILADELPHIA | 7 | 17 | 0 | 7 | 31 |

FIRST QUARTER

Eagles 6:04 Ertz 17 yd. pass from Wentz (Elliott kick)

SECOND QUARTER

Eagles 10:52 Agholor 15 yd. pass from Wentz (Elliott kick)

Eagles 6:52 Elliott 45 yd. Field Goal

Eagles 0:05 Jeffery 8 yd. pass from Wentz (Elliott kick)

THIRD QUARTER

Bears 8:40 Santos 38 yd. Field Goal

FOURTH QUARTER

Eagles 13:37 Agholor fumble recovery in end zone (Elliott kick)

| | BEARS | EAGLES |
|-----------------------|--------------|---------------|
| First Downs..... | 8 | 24 |
| 3rd Down | 3-13 | 7-16 |
| Total Net Yards..... | 140 | 420 |
| Off Plays | 49 | 73 |
| Avg Gain | 2.9 | 5.8 |
| Rushing Net..... | 6 | 176 |
| Passing Net | 134 | 244 |
| Penalties (Yds) | 9 (56) | 11 (70) |
| Turnovers..... | 2 | 3 |
| Punts (Avg)..... | 6 (41.8) | 2 (43.5) |
| TDs | 0 | 4 |
| FGs..... | 1-2 | 1-1 |
| TO Remain..... | 3 | 2 |
| Time of Poss..... | 22:52 | 37:08 |

PASSING LEADERS

BEARS- Trubisky 17-33, 147 yds, 0 TD, 2 INT.

EAGLES- Wentz 23-36, 227 yds, 3 TD, 0 INT; Foles 3-3, 21 yds, 0 TD, 0 INT.

RUSHING LEADERS

BEARS - Trubisky 4-12; Howard 7-6; Cunningham 1- -1; Cohen 2- -11.

EAGLES - Blount 15-97; Wentz 5-29; Clement 4-27; Ajayi 5-26.

RECEIVING LEADERS

BEARS - Inman 4-64; Brown 2-20; McBride 2-20

EAGLES- Ertz 10-103, 1 TD; Jeffery 5-52, 1 TD; Agholor 3-32, 1 TD; Smith 4-30; Hollins 2-12; Clement 1-12; Ajayi 1-7.

The Eagles raced to a 24-0 halftime lead in cruising to a 31-3 win, dominating the Bears in the first half in total yards (272-33), first downs (16-0) and time of possession (20:10-9:50). Carson Wentz threw three touchdown passes in the game's first 30 minutes.

Wentz's 17-yard touchdown pass to Zach Ertz over the middle gave the Eagles a 7-0 lead with 6:04 left in the first quarter. The eight-play, 44-yard drive was sustained by Jay Ajayi's 2-yard run on fourth-and-one and Alshon Jeffery's 14-yard reception on third-and-eight.

The Eagles started the possession at the Bears' 44 following Pat O'Donnell's 34-yard punt.

The Bears then generated two takeaways, one on offense and one on defense. Mitchell Trubisky's pass deflected off Tre McBride's hand and was intercepted by Malcolm Jenkins. But Dion Sims stripped the ball from Jenkins and McBride recovered it at the 50.

Adrian Amos later ripped the ball away from LeGarrette Blount on a 35-yard run and Sam Acho recovered the fumble at the Philadelphia 42.

The Bears had a chance to convert the turnover into points on Cairo Santos' first field goal attempt with the team, but his 54-yarder was short and wide to the right.

Wentz's 15-yard TD pass to Nelson Agholor increased the Eagles' lead to 14-0 with 10:52 left in the half. Agholor sprinted around Eddie Jackson and hurdled Kyle Fuller near the goal line.

The Bears seemingly had stopped the Eagles earlier on a third-down incomplection. But a holding penalty on Prince Amukamara resulted in an automatic first down. Wentz followed by brilliantly spinning away from a blitzing Cre'Von LeBlanc and scrambling for 16 yards on third-and-nine.

Jake Elliott's 45-yard field goal widened the margin to 17-0 with 6:52 left in the first half. The Eagles settled for the kick after Jonathan Bullard sacked Wentz on third down.

Wentz's 8-yard touchdown pass to Jeffery made it 24-0 with :05 remaining in the half.

The Bears scored their only points of the game early in the third quarter as Santos booted a 38-yard field goal. But by then it was too little and too late.

The Eagles increased their lead to 31-3 early in the fourth quarter when Agholor recovered an Ajayi fumble in the end zone. LeBlanc stripped the ball from Ajayi at the 5 after a 30-yard run.

Wentz was replaced by backup Nick Foles early in the fourth quarter after completing 23 of 36 passes for 227 yards with three TDs. Trubisky connected on 17 of 33 passes for 147 yards with two interceptions.



2017 GAME RECAPS



WEEK 13
49ers 15, Bears 14
Soldier Field (61,302)
Sunday, Dec. 3, 2017

Score summary table: SAN FRANCISCO 3 6 3 3 15, CHICAGO 7 7 0 0 14

FIRST QUARTER

49ers 8:12 Gould 33 yd. Field Goal
Bears 0:10 Inman 8 yd. pass from Trubisky (Santos kick)

SECOND QUARTER

49ers 11:57 Gould 28 yd. Field Goal
Bears 5:49 Cohen 61 yd. punt return (Santos kick)
49ers 0:24 Gould 35 yd. Field Goal

THIRD QUARTER

49ers 1:57 Gould 34 yd. Field Goal

FOURTH QUARTER

49ers 0:04 Gould 24 yd. Field Goal

Statistical comparison table between 49ERS and BEARS for various categories like First Downs, Total Net Yards, etc.

PASSING LEADERS

49ERS - Garoppolo 26-37, 293 yds, 0 TD, 1 INT.
BEARS - Trubisky 12-15, 102 yds, 1 TD, 0 INT.

RUSHING LEADERS

49ERS - Hyde 17-54; Breida 12-45; Garoppolo 4-8.
BEARS - Howard 13-38; Trubisky 4-19; Cohen 2-5.

RECEIVING LEADERS

49ERS - Goodwin 8-99; Taylor 6-92; Celek 2-30;
Juszczyk 3-20; Kittle 2-20; Murphy 1-16; Hyde 3-12;
Breida 1-4.
BEARS - Cohen 4-39; Wright 2-25; Inman 2-21, 1 TD;
Brown 1-13; Sims 1-5; Bellamy 1-4.

Former Bears kicker Robbie Gould came back to his old team Sunday at Soldier Field, booting five field goals without a miss to lead the San Francisco 49ers to a 15-14 victory.

Gould's final kick, a 24-yard chip shot with :04 remaining in the game, capped a 14-play, 86-yard drive that burned 5:23 off the clock.

The Bears (3-9) have now dropped five straight games for the first time since they lost their last five contests in Marc Trestman's final year as coach in 2014. They're also assured of having four consecutive losing seasons for the first time since they endured five straight from 1996-2000.

The Bears offense continued to struggle, mustering only 147 total yards.

The Bears defense forced the 49ers to settle for field goals on all five of their red-zone possessions. But the unit permitted San Francisco to march 60, 66, 58, 70 and 86 yards to set up Gould's five field goals of 33, 28, 35, 34 and 24 yards. The 49ers sustained drives throughout the game by converting 56 percent of their third-down opportunities (10 of 18).

Tarik Cohen produced the play of the day with a spectacular 61-yard punt return touchdown that gave the Bears a 14-6 lead midway through the second quarter. The dynamic rookie caught the punt at his own 39, retreated to his own 24 while racing to his right and then reversed field, following a wall of blockers to the end zone for a highlight-reel TD.

Cohen struck again early in the fourth quarter. With the Bears protecting a 14-12 lead, he returned a punt 67 yards to the 49ers' 16. But a penalty on Ben Braunecker for an illegal block in the back nullified the return and pushed the Bears back to their own 14, a difference of 60 yards.

The only touchdown the offense scored came on Mitchell Trubisky's 8-yard strike to Dontrelle Inman across the back of the end zone, giving the Bears a 7-3 lead late in the first quarter.

The TD was set up by Kyle Fuller's first interception since Dec. 13, 2015. The 2014 first-round pick ripped a Jimmy Garoppolo pass away from receiver Louis Murphy at the Bears' 41. Fuller also had six tackles, one tackle-for-loss and two pass breakups in the game.

Making his first start as 49ers quarterback since being acquired in a trade with the Patriots Oct. 31, Garoppolo completed 26 of 37 passes for 293 yards with one interception and an 82.4 passer rating. He set up Gould's winning field goal with a 33-yard completion to receiver Trent Taylor to the Bears' 18 on third-and-nine with just under two minutes remaining.

Trubisky was efficient, completing 12 of 15 passes for 102 yards with one TD and a 117.2 rating. But the Bears rushing attack was limited to 62 yards on 19 carries.



2017 GAME RECAPS



WEEK 14
Bears 33, Bengals 7
 Paul Brown Stadium (52,002)
 Sunday, Dec. 10, 2017

| | | | | | |
|-------------------|---|---|---|----|----|
| CHICAGO | 6 | 6 | 7 | 14 | 33 |
| CINCINNATI | 7 | 0 | 0 | 0 | 7 |

FIRST QUARTER

Bears 11:00 Howard 21 yd. run (kick failed)
 Bengals 2:15 LaFell 14 yd. pass from Dalton
 (Bullock kick)

SECOND QUARTER

Bears 12:38 Nugent 34 yd. Field Goal
 Bears 1:46 Nugent 27 yd. Field Goal

THIRD QUARTER

Bears 4:54 Trubisky 4 yd. run (Nugent kick)

FOURTH QUARTER

Bears 14:52 Shaheen 1 yd. pass from Trubisky
 (Nugent kick)
 Bears 9:18 Howard 8 yd. run (Nugent kick)

| | BEARS | BENGALS |
|-----------------------|--------------|----------------|
| First Downs..... | 29 | 14 |
| 3rd Down | 4-11 | 3-12 |
| Total Net Yards | 482 | 234 |
| Off Plays | 72 | 53 |
| Avg Gain | 6.7 | 4.4 |
| Rushing Net..... | 232 | 70 |
| Passing Net | 250 | 164 |
| Penalties (Yds)..... | 10 (74) | 7 (56) |
| Turnovers | 0 | 2 |
| Punts (Avg)..... | 3 (47.3) | 5 (50.2) |
| TDs | 4 | 1 |
| FGs..... | 2-2 | 0-0 |
| TO Remain | 2 | 1 |
| Time of Poss. | 38:09 | 21:51 |

PASSING LEADERS

BEARS- Trubisky 25-32, 271 yds, 1 TD, 0 INT.
BENGALS - Dalton 14-29, 141 yds, 1 TD, 1 INT.

RUSHING LEADERS

BEARS - Howard 23-147, 2 TD; Cohen 12-80; Trubisky 2-5, 1 TD; Burton 1-0.
BENGALS - Bernard 11-62; B. Hill 2-8.

RECEIVING LEADERS

BEARS - Wright 10-107; Bellamy 2-52; Shaheen 4-44, 1 TD; Sims 2-32; Cunningham 2-14; Bown 2-9; Howard 1-8; Cohen 2-5.
BENGALS - Bernard 6-68; Green 5-64; LaFell 3-24, 1 TD; Boyd 1-15; Erickson 1-9; Hewitt 1-6.

Delivering their most complete performance of the season, the Bears dominated on both sides of the ball in a 33-7 rout of the Bengals.

The Bears (4-9) held decisive advantages over the Bengals (5-8) in total yards (482-234), first downs (29-14) and time of possession (38:09-21:51) in recording their most lopsided win since a 51-20 victory over the Titans Nov. 4, 2012 in Tennessee.

QB Mitchell Trubisky played his best game as a pro in his home state, completing 25 of 32 passes for 271 yards with one touchdown, no turnovers and a 112.4 passer rating. He also scored his first NFL TD on a 4-yard run on a read-option play.

Jordan Howard rushed for 147 yards and two touchdowns on 23 carries, while Tarik Cohen added 80 yards on 12 attempts. Kendall Wright caught 10 passes for 147 yards and rookie Adam Shaheen had four receptions for 44 yards and one TD.

The injury-depleted Bears defense allowed the Bengals to advance inside the Chicago 25 on only one of 11 possessions. The unit was led by rookie safety Eddie Jackson, who recorded an interception and a second takeaway when he forced and recovered an A.J. Green fumble.

Among the defenders the Bears played without were Pernell McPhee, Leonard Floyd, Eddie Goldman, Willie Young, Mitch Unrein, Jerrell Freeman, Adrian Amos and Quintin Demps.

The Bears scored a touchdown on their first possession of a game for the first time this season, taking a 6-0 lead on Howard's 21-yard run.

Mike Nugent missed the subsequent extra point attempt, hitting the right upright.

The Bengals took a 7-6 lead on Andy Dalton's 14-yard touchdown pass to Brandon LaFell with 2:15 left in the first quarter. The veteran receiver beat safety Deon Bush on a corner route.

The Bears followed by scoring the game's final 27 points, taking a 12-7 halftime lead on Nugent field goals of 34 and 27 yards.

Trubisky, who completed 17 of 23 passes for 170 yards in the first half, opened the second half with a 4-yard TD run, giving the Bears a 19-7 lead. The rookie quarterback connected on 4-of-4 passes for 57 yards on the nine-play, 57-yard drive.

Jackson then generated the game's only two takeaways on back-to-back possessions. First, the fourth-round pick intercepted a Dalton pass that deflected off Green. Jackson then ripped the ball out of Green's hands after a reception along the sideline and recovered the fumble.

The Bears converted both turnovers into fourth-quarter touchdowns on Trubisky's 1-yard pass to Shaheen and Howard's 8-yard run.



CHICAGO BEARS GAME RELEASE

TEAM/OFFENSIVE STATISTICS

Chicago Bears / Week 14 / Through Sunday, December 10, 2017 / Regular Season

Won 4, Lost 9

| | | |
|------------|---|-------|
| 9/10/2017 | L | 17-23 |
| 9/17/2017 | L | 7-29 |
| 9/24/2017 | W | 23-17 |
| 9/28/2017 | L | 14-35 |
| 10/9/2017 | L | 17-20 |
| 10/15/2017 | W | 27-24 |
| 10/22/2017 | W | 17-3 |
| 10/29/2017 | L | 12-20 |
| 11/12/2017 | L | 16-23 |
| 11/19/2017 | L | 24-27 |
| 11/26/2017 | L | 3-31 |
| 12/3/2017 | L | 14-15 |
| 12/10/2017 | W | 33-7 |

| |
|-------------------------|
| Atlanta Falcons |
| at Tampa Bay Buccaneers |
| Pittsburgh Steelers |
| at Green Bay Packers |
| Minnesota Vikings |
| at Baltimore Ravens |
| Carolina Panthers |
| at New Orleans Saints |
| Green Bay Packers |
| Detroit Lions |
| at Philadelphia Eagles |
| San Francisco 49ers |
| at Cincinnati Bengals |

Chicago Opponent

| | | | | | | | | |
|--------------------------|----------------|----------------|-----------|-----------|--------------|--------------|------------|------------|
| Total First Downs | 217 | 247 | | | | | | |
| Rushing | 80 | 72 | | | | | | |
| Passing | 114 | 150 | | | | | | |
| Penalty | 23 | 25 | | | | | | |
| 3rd Down: Made/Att | 58/165 | 71/180 | | | | | | |
| 3rd Down Pct. | 35.2% | 39.4% | | | | | | |
| 4th Down: Made/Att | 6/14 | 6/10 | | | | | | |
| 4th Down Pct. | 42.9% | 60.0% | | | | | | |
| Possession Avg. | 28:31 | 31:29 | | | | | | |
| Total Net Yards | 3791 | 4232 | | | | | | |
| Avg. Per Game | 291.6 | 325.5 | | | | | | |
| Total Plays | 759 | 822 | | | | | | |
| Avg. Per Play | 5.0 | 5.1 | | | | | | |
| Net Yards Rushing | 1618 | 1416 | | | | | | |
| Avg. Per Game | 124.5 | 108.9 | | | | | | |
| Total Rushes | 361 | 356 | | | | | | |
| Net Yards Passing | 2173 | 2816 | | | | | | |
| Avg. Per Game | 167.2 | 216.6 | | | | | | |
| Sacked/Yards Lost | 31/227 | 35/229 | | | | | | |
| Gross Yards | 2400 | 3045 | | | | | | |
| Attempts/Completions | 367/226 | 431/279 | | | | | | |
| Completion Pct. | 61.6% | 64.7% | | | | | | |
| Had Intercepted | 9 | 6 | | | | | | |
| Punts/Average | 67/46.8 | 55/47.6 | | | | | | |
| Net Punting Avg. | 39.6 | 42.2 | | | | | | |
| Penalties/Yards | 88/705 | 90/689 | | | | | | |
| Fumbles/Ball Lost | 22/10 | 16/12 | | | | | | |
| Touchdowns | 26 | 28 | | | | | | |
| Rushing | 10 | 8 | | | | | | |
| Passing | 12 | 15 | | | | | | |
| Returns | 4 | 5 | | | | | | |
| Score By Periods | Q1 | Q2 | Q3 | Q4 | OT | Pts | | |
| Team | 42 | 73 | 27 | 73 | 9 | 224 | | |
| Opponents | 54 | 104 | 44 | 72 | 0 | 274 | | |
| Scoring | TD | Ru | Pa | Rt | PAT | FG | 2Pt | Pts |
| C.Barth | 0 | 0 | 0 | 0 | 17/17 | 11/16 | 0 | 50 |
| J.Howard | 7 | 7 | 0 | 0 | 0/0 | 0/0 | 0 | 42 |
| T.Cohen | 4 | 2 | 1 | 1 | 0/0 | 0/0 | 0 | 24 |
| A.Shaheen | 3 | 0 | 3 | 0 | 0/0 | 0/0 | 0 | 18 |
| E.Jackson | 2 | 0 | 0 | 2 | 0/0 | 0/0 | 0 | 12 |
| Z.Miller | 2 | 0 | 2 | 0 | 0/0 | 0/0 | 0 | 12 |
| M.Nugent | 0 | 0 | 0 | 0 | 3/4 | 2/2 | 0 | 9 |
| M.Trubisky | 1 | 1 | 0 | 0 | 0/0 | 0/0 | 1 | 8 |
| A.Amos | 1 | 0 | 0 | 1 | 0/0 | 0/0 | 0 | 6 |
| D.Inman | 1 | 0 | 1 | 0 | 0/0 | 0/0 | 0 | 6 |
| J.Bellamy | 1 | 0 | 1 | 0 | 0/0 | 0/0 | 0 | 6 |
| D.Thompson | 1 | 0 | 1 | 0 | 0/0 | 0/0 | 0 | 6 |
| K.Wright | 1 | 0 | 1 | 0 | 0/0 | 0/0 | 0 | 6 |
| B.Cunningham | 1 | 0 | 1 | 0 | 0/0 | 0/0 | 0 | 6 |
| D.Sims | 1 | 0 | 1 | 0 | 0/0 | 0/0 | 0 | 6 |
| C.Santos | 0 | 0 | 0 | 0 | 2/2 | 1/2 | 0 | 5 |
| L.Floyd | 0 | 0 | 0 | 0 | 0/0 | 0/0 | 0 | 2 |
| Team | 26 | 10 | 12 | 4 | 22/23 | 14/20 | 1 | 224 |

| | | | | | |
|------------------|------------|-------------|------------|-------------|-----------|
| Rushing | No. | Yds | Avg | Long | TD |
| J.Howard | 235 | 1032 | 4.4 | 53 | 7 |
| T.Cohen | 80 | 347 | 4.3 | 46 | 2 |
| M.Trubisky | 31 | 199 | 6.4 | 46 | 1 |
| B.Cunningham | 9 | 29 | 3.2 | 12 | 0 |
| M.Burton | 2 | 7 | 3.5 | 7 | 0 |
| M.Glennon | 4 | 4 | 1.0 | 2 | 0 |
| Team | 361 | 1618 | 4.5 | 53 | 10 |
| Opponents | 356 | 1416 | 4.0 | 58t | 8 |

| | | | | | |
|------------------|------------|-------------|-------------|-------------|-----------|
| Receiving | No. | Yds | Avg | Long | TD |
| K.Wright | 43 | 477 | 11.1 | 22 | 1 |
| T.Cohen | 41 | 311 | 7.6 | 70 | 1 |
| Z.Miller | 20 | 236 | 11.8 | 29 | 2 |
| J.Howard | 18 | 94 | 5.2 | 12 | 0 |
| J.Bellamy | 15 | 227 | 15.1 | 46t | 1 |
| D.Inman | 15 | 216 | 14.4 | 26 | 1 |
| D.Sims | 13 | 147 | 11.3 | 27t | 1 |
| B.Cunningham | 13 | 139 | 10.7 | 38t | 1 |
| A.Shaheen | 12 | 127 | 10.6 | 31 | 3 |
| D.Thompson | 11 | 125 | 11.4 | 20 | 1 |
| D.Brown | 10 | 97 | 9.7 | 16 | 0 |
| T.McBride | 8 | 144 | 18.0 | 45 | 0 |
| T.Gentry | 3 | 35 | 11.7 | 15 | 0 |
| K.White | 2 | 6 | 3.0 | 6 | 0 |
| M.Wheaton | 1 | 9 | 9.0 | 9 | 0 |
| M.Burton | 1 | 8 | 8.0 | 8 | 0 |
| H.Grasu | 0 | 2 | 0 | 2 | 0 |
| Team | 226 | 2400 | 10.6 | 70 | 12 |
| Opponents | 279 | 3045 | 10.9 | 88t | 15 |

| | | | | | |
|----------------------|------------|------------|-------------|-------------|-----------|
| Interceptions | No. | Yds | Avg | Long | TD |
| E.Jackson | 2 | 82 | 41.0 | 76t | 1 |
| A.Amos | 1 | 90 | 90.0 | 90t | 1 |
| B.Callahan | 1 | 52 | 52.0 | 52 | 0 |
| D.Trevathan | 1 | 8 | 8.0 | 8 | 0 |
| K.Fuller | 1 | 0 | 0.0 | 0 | 0 |
| Team | 6 | 232 | 38.7 | 90t | 2 |
| Opponents | 9 | 161 | 17.9 | 59 | 1 |

| | | | | | | | | |
|------------------|-----------|-------------|-------------|-------------|-----------|-----------|-----------|----------|
| Punting | No | Yds | Avg | Net | TB | In | Lg | B |
| P.O'Donnell | 67 | 3138 | 46.8 | 39.6 | 5 | 24 | 69 | 0 |
| Team | 67 | 3138 | 46.8 | 39.6 | 5 | 24 | 69 | 0 |
| Opponents | 55 | 2617 | 47.6 | 42.2 | 3 | 20 | 67 | 0 |

| | | | | | | |
|---------------------|------------|-----------|------------|-------------|-------------|-----------|
| Punt Returns | Ret | FC | Yds | Avg | Long | TD |
| T.Cohen | 24 | 11 | 230 | 9.6 | 61t | 1 |
| E.Jackson | 2 | 1 | 6 | 3.0 | 7 | 0 |
| Team | 26 | 12 | 236 | 9.1 | 61t | 1 |
| Opponents | 34 | 13 | 388 | 11.4 | 77t | 1 |

| | | | | | |
|------------------------|------------|------------|-------------|-------------|-----------|
| Kickoff Returns | No. | Yds | Avg | Long | TD |
| T.Cohen | 20 | 454 | 22.7 | 46 | 0 |
| D.Thompson | 11 | 229 | 20.8 | 29 | 0 |
| B.Cunningham | 6 | 119 | 19.8 | 25 | 0 |
| S.Acho | 1 | 3 | 3.0 | 3 | 0 |
| Team | 38 | 805 | 21.2 | 46 | 0 |
| Opponents | 26 | 615 | 23.7 | 96t | 1 |

| | | | | | |
|--------------------|-------------|--------------|--------------|--------------|------------|
| Field Goals | 1-19 | 20-29 | 30-39 | 40-49 | 50+ |
| C.Barth | 1/1 | 4/4 | 0/0 | 5/9 | 1/2 |
| C.Santos | 0/0 | 0/0 | 1/1 | 0/0 | 0/1 |
| M.Nugent | 0/0 | 1/1 | 1/1 | 0/0 | 0/0 |
| Team | 1/1 | 5/5 | 2/2 | 5/9 | 1/3 |
| Opponents | 0/0 | 9/9 | 7/9 | 6/6 | 4/4 |

Fumbles Lost: M.Glennon 3, M.Trubisky 3, T.Cohen 2, B.Cunningham 1, Jo.Howard 1 **Total: 10**

Opponent Fumble Recoveries: A.Hicks 2, E.Jackson 2, S.McManis 1, D.Trevathan 1, C.Jones 1, E.Goldman 1, A.Amos 1, T.McBride 1, L.Floyd 1, I.Irving 1 **Total: 12**

| | | | | | | | | | | | | | |
|------------------|------------|------------|-------------|--------------|----------------|-----------|-------------|------------|-------------|-------------|-------------|-------------|---------------|
| Passing | Att | Cmp | Yds | Cmp% | Yds/Att | TD | TD% | Int | Int% | Long | Sack | Lost | Rating |
| M.Trubisky | 225 | 131 | 1508 | 58.2% | 6.7 | 6 | 2.7% | 4 | 1.8% | 70 | 23/ | 149 | 80.0 |
| M.Glennon | 140 | 93 | 833 | 66.4% | 6.0 | 4 | 2.9% | 5 | 3.6% | 29 | 8/ | 78 | 76.8 |
| P.O'Donnell | 1 | 1 | 38 | 100.0% | 38.0 | 1 | 100.0% | 0 | 0.0% | 38t | 0/ | 0 | 158.3 |
| T.Cohen | 1 | 1 | 21 | 100.0% | 21.0 | 1 | 100.0% | 0 | 0.0% | 21t | 0/ | 0 | 158.3 |
| Team | 367 | 226 | 2400 | 61.6% | 6.5 | 12 | 3.3% | 9 | 2.5% | 70 | 31/ | 227 | 81.3 |
| Opponents | 431 | 279 | 3045 | 64.7% | 7.1 | 15 | 3.5% | 6 | 1.4% | 88t | 35/ | 229 | 91.3 |



STATISTICS

CHICAGO BEARS 2017 GAME-BY-GAME PARTICIPATION

Table with columns for Regular Season (GP, GS, DNP, INA) and game-by-game participation from 9/10 to 12/31, including a Consecutive column.

CAPS = starter / sub = reserve / x = inactive / dnp = did not play / 3TE = third tight end / NB = nickel back / 3S = third safety / ps = practice squad / nwt = not with team / sus = suspended exp = roster expiration

Table showing injured reserve players (9/29, 9/29, 9/12, 11/11, 12/2, 8/7, 12/5, 11/28, 11/17, 9/23, 9/2, 8/30, 10/11, 12/5, 9/12, 10/10) and their participation details.



CHICAGO BEARS GAME RELEASE

STATISTICS

CHICAGO BEARS 2017 GAME-BY-GAME OFFENSIVE STATS

| | ATL | @ TB | PIT | @ GB | MIN | @ BAL | CAR | @ NO | GB | DET | @ PHI | SF | @ CIN | @ DET | CLE | @ MIN | Season |
|---------------------------|-------|-------|--------|--------|--------|--------|-------|-------|-------|--------|-------|-------|-------|-------|-------|-------|----------|
| | 9/10 | 9/17 | 9/24 | 9/28 | 10/9 | 10/15 | 10/22 | 10/29 | 11/12 | 11/19 | 11/26 | 12/3 | 12/10 | 12/16 | 12/24 | 12/31 | Totals |
| First Downs | 20 | 19 | 18 | 20 | 16 | 18 | 5 | 17 | 14 | 25 | 8 | 8 | 29 | | | | 217 |
| Rushing | 6 | 1 | 13 | 7 | 5 | 10 | 3 | 6 | 1 | 12 | 1 | 2 | 13 | | | | 80 |
| Passing | 11 | 16 | 4 | 11 | 7 | 5 | 2 | 9 | 12 | 11 | 6 | 6 | 14 | | | | 114 |
| Penalty | 3 | 2 | 1 | 2 | 4 | 3 | 0 | 2 | 1 | 2 | 1 | 0 | 2 | | | | 23 |
| Third Downs | 13 | 14 | 12 | 12 | 12 | 17 | 11 | 17 | 14 | 9 | 13 | 10 | 11 | | | | 165 |
| Converted | 5 | 7 | 4 | 5 | 3 | 5 | 2 | 8 | 4 | 3 | 3 | 5 | 4 | | | | 58 |
| Efficiency | 38.5% | 50.0% | 33.3% | 41.7% | 25.0% | 29.4% | 18.2% | 47.1% | 28.6% | 33.3% | 23.1% | 50.0% | 36.4% | | | | 35.2% |
| Fourth Downs | 2 | 2 | 0 | 2 | 1 | 0 | 0 | 1 | 0 | 1 | 2 | 0 | 2 | | | | 13 |
| Converted | 1 | 0 | 0 | 2 | 1 | 0 | 0 | 0 | 0 | 1 | 0 | 0 | 1 | | | | 6 |
| Efficiency | 50.0% | 0.0% | 0.0% | 100.0% | 100.0% | 0.0% | 0.0% | 0.0% | 0.0% | 100.0% | 0.0% | 0.0% | 50.0% | | | | 46.2% |
| Total Net Yards | 301 | 310 | 306 | 308 | 274 | 342 | 153 | 307 | 323 | 398 | 140 | 147 | 482 | | | | 3,791 |
| Plays | 63 | 62 | 62 | 64 | 56 | 75 | 37 | 65 | 57 | 61 | 49 | 36 | 72 | | | | 759 |
| Avg. Per Play | 4.8 | 5.0 | 4.9 | 4.8 | 4.9 | 4.6 | 4.1 | 4.7 | 5.7 | 6.5 | 2.9 | 4.1 | 6.7 | | | | 5.0 |
| Net Yards Rushing | 125 | 20 | 222 | 103 | 115 | 231 | 68 | 157 | 55 | 222 | 6 | 62 | 232 | | | | 1,618 |
| Attempts | 19 | 16 | 38 | 30 | 29 | 54 | 26 | 31 | 17 | 30 | 14 | 19 | 38 | | | | 361 |
| Avg. Per Rush | 6.6 | 1.3 | 5.8 | 3.4 | 4.0 | 4.3 | 2.6 | 5.1 | 3.2 | 7.4 | 0.4 | 3.3 | 6.1 | | | | 4.5 |
| Touchdowns | 1 | 0 | 2 | 1 | 0 | 0 | 0 | 0 | 0 | 2 | 0 | 0 | 3 | | | | 10 |
| Net Yards Passing | 176 | 290 | 84 | 205 | 159 | 111 | 85 | 150 | 268 | 176 | 134 | 85 | 250 | | | | 2,173 |
| Sacked | 4 | 1 | 2 | 1 | 1 | 4 | 4 | 2 | 5 | 1 | 2 | 2 | 2 | | | | 31 |
| Yards Lost | 37 | 11 | 17 | 13 | 7 | 23 | 22 | 14 | 29 | 3 | 13 | 17 | 21 | | | | 227 |
| Gross Yards | 213 | 301 | 101 | 218 | 166 | 134 | 107 | 164 | 297 | 179 | 147 | 102 | 271 | | | | 2,400 |
| Attempts | 40 | 45 | 22 | 33 | 26 | 17 | 7 | 32 | 35 | 30 | 33 | 15 | 32 | | | | 367 |
| Completions | 26 | 31 | 15 | 21 | 13 | 9 | 4 | 14 | 21 | 18 | 17 | 12 | 25 | | | | 226 |
| Completion Pct. | 65.0% | 68.9% | 68.2% | 63.6% | 50.0% | 52.9% | 57.1% | 43.8% | 60.0% | 60.0% | 51.5% | 80.0% | 78.1% | | | | 61.6% |
| Yards Per Attempt | 5.3 | 6.7 | 4.6 | 6.6 | 6.4 | 7.9 | 15.3 | 5.1 | 8.5 | 6.0 | 4.5 | 6.8 | 8.5 | | | | 6.5 |
| Touchdowns | 1 | 1 | 1 | 1 | 2 | 2 | 0 | 0 | 1 | 1 | 0 | 1 | 1 | | | | 12 |
| Interceptions | 0 | 2 | 1 | 2 | 1 | 0 | 0 | 1 | 0 | 0 | 2 | 0 | 0 | | | | 9 |
| Touchdowns | 2 | 1 | 3 | 2 | 2 | 3 | 2 | 1 | 1 | 3 | 0 | 2 | 4 | | | | 26 |
| Rushing | 1 | 0 | 2 | 1 | 0 | 0 | 0 | 1 | 0 | 2 | 0 | 0 | 3 | | | | 10 |
| Passing | 1 | 1 | 1 | 1 | 2 | 2 | 0 | 0 | 1 | 1 | 0 | 1 | 1 | | | | 12 |
| Returns | 0 | 0 | 0 | 0 | 0 | 1 | 2 | 0 | 0 | 0 | 0 | 1 | 0 | | | | 4 |
| Penalties | 4 | 8 | 10 | 8 | 8 | 5 | 5 | 4 | 8 | 5 | 9 | 4 | 10 | | | | 88 |
| Yards Lost | 40 | 59 | 73 | 62 | 55 | 44 | 40 | 31 | 78 | 64 | 56 | 29 | 74 | | | | 705 |
| Fumbles | 2 | 2 | 5 | 2 | 1 | 4 | 0 | 0 | 1 | 1 | 2 | 2 | 0 | | | | 22 |
| Fumbles Lost | 0 | 2 | 1 | 2 | 1 | 2 | 0 | 0 | 1 | 1 | 0 | 0 | 0 | | | | 10 |
| Punts | 5 | 3 | 6 | 3 | 7 | 9 | 6 | 5 | 5 | 4 | 6 | 5 | 3 | | | | 67 |
| Gross Avg. | 48.8 | 56.0 | 44.5 | 49.0 | 43.9 | 46.7 | 49.3 | 54.0 | 48.2 | 46.5 | 41.8 | 39.8 | 47.3 | | | | 46.8 |
| FGs Attempted | 1 | 0 | 2 | 1 | 0 | 2 | 2 | 3 | 3 | 2 | 2 | 0 | 2 | | | | 20 |
| FGs Made | 1 | 0 | 1 | 0 | 0 | 2 | 1 | 2 | 3 | 1 | 1 | 0 | 2 | | | | 14 |
| PATs Made-Att. | 2-2 | 1-1 | 2-2 | 2-2 | 2-2 | 3-3 | 2-2 | 0-1 | 1-1 | 3-3 | 0-0 | 2-2 | 3-4 | | | | 23-25 |
| Kicking M-A | 2-2 | 1-1 | 2-2 | 2-2 | 1-1 | 3-3 | 2-2 | 0-0 | 1-1 | 3-3 | 0-0 | 2-2 | 3-4 | | | | 22-23 |
| 2-pt Rushing M-A | 0-0 | 0-0 | 0-0 | 0-0 | 1-1 | 0-0 | 0-0 | 0-0 | 0-0 | 0-0 | 0-0 | 0-0 | 0-0 | | | | 1-1 |
| 2-pt Passing M-A | 0-0 | 0-0 | 0-0 | 0-0 | 0-0 | 0-0 | 0-0 | 0-1 | 0-0 | 0-0 | 0-0 | 0-0 | 0-0 | | | | 0-1 |
| Kickoffs-EZ-TB | 4-3-3 | 2-2-2 | 3-3-2 | 3-3-3 | 3-3-1 | 5-3-0 | 4-3-2 | 4-3-2 | 4-2-2 | 5-1-0 | 2-2-2 | 3-3-2 | 7-3-2 | | | | 49-34-23 |
| Safeties | 0 | 0 | 0 | 0 | 1 | 0 | 0 | 0 | 0 | 0 | 0 | 0 | 0 | | | | 1 |
| Points Scored | 17 | 7 | 23 | 14 | 17 | 27 | 17 | 12 | 16 | 24 | 3 | 14 | 33 | | | | 224 |
| Time of Possession | 29:26 | 26:49 | 33:59* | 31:51 | 28:36 | 36:45* | 21:25 | 28:37 | 26:07 | 29:24 | 22:52 | 21:13 | 38:09 | | | | 28:31 |
| | ATL | @ TB | PIT | @ GB | MIN | @ BAL | CAR | @ NO | GB | DET | @ PHI | SF | @ CIN | @ DET | CLE | @ MIN | |
| | 9/10 | 9/17 | 9/24 | 9/28 | 10/9 | 10/15 | 10/22 | 10/29 | 11/12 | 11/19 | 11/26 | 12/3 | 12/10 | 12/16 | 12/24 | 12/31 | |

* - Overtime



STATISTICS

OPPONENT 2017 GAME-BY-GAME OFFENSIVE STATS

| | ATL 9/10 | @TB 9/17 | PIT 9/24 | @GB 9/28 | MIN 10/9 | @BAL 10/15 | CAR 10/22 | @NO 10/29 | GB 11/12 | DET 11/19 | @PHI 11/26 | SF 12/3 | @CIN 12/10 | @DET 12/16 | CLE 12/24 | @MIN 12/31 | Season Totals |
|--------------------------|-------------|-------------|-------------|-------------|-------------|---------------|--------------|--------------|-------------|--------------|---------------|------------|---------------|---------------|--------------|---------------|------------------|
| First Downs | 18 | 22 | 19 | 17 | 17 | 16 | 20 | 19 | 18 | 20 | 24 | 23 | 14 | | | | 247 |
| Rushing | 4 | 6 | 6 | 5 | 5 | 5 | 7 | 7 | 6 | 4 | 8 | 6 | 3 | | | | 72 |
| Passing | 12 | 13 | 11 | 9 | 10 | 9 | 12 | 11 | 10 | 14 | 14 | 16 | 9 | | | | 150 |
| Penalty | 2 | 3 | 2 | 3 | 2 | 2 | 1 | 1 | 2 | 2 | 2 | 1 | 2 | | | | 25 |
| Third Downs | 11 | 15 | 11 | 14 | 15 | 18 | 15 | 22 | 16 | 10 | 17 | 18 | 12 | | | | 194 |
| Converted | 5 | 8 | 4 | 7 | 6 | 3 | 6 | 9 | 7 | 3 | 7 | 10 | 3 | | | | 78 |
| Efficiency | 45.5% | 53.3% | 36.4% | 50.0% | 40.0% | 16.7% | 40.0% | 40.9% | 43.8% | 30.0% | 41.2% | 55.6% | 25.0% | | | | 40.2% |
| Fourth Downs | 0 | 0 | 0 | 1 | 0 | 1 | 1 | 0 | 1 | 0 | 4 | 0 | 2 | | | | 10 |
| Converted | 0 | 0 | 0 | 1 | 0 | 1 | 0 | 0 | 1 | 0 | 3 | 0 | 0 | | | | 6 |
| Efficiency | 0.0% | 0.0% | 0.0% | 100.0% | 0.0% | 100.0% | 0.0% | 0.0% | 100.0% | 0.0% | 75.0% | 0.0% | 0.0% | | | | 60.0% |
| Total Net Yards | 372 | 311 | 282 | 260 | 300 | 291 | 293 | 387 | 342 | 352 | 420 | 388 | 234 | | | | 4,232 |
| Plays | 55 | 67 | 59 | 53 | 67 | 70 | 69 | 60 | 65 | 58 | 73 | 73 | 53 | | | | 822 |
| Avg. Per Play | 6.8 | 4.6 | 4.8 | 4.9 | 4.5 | 4.2 | 4.2 | 6.5 | 5.3 | 6.1 | 5.8 | 5.3 | 4.4 | | | | 5.1 |
| Net Yards Rushing | 64 | 117 | 70 | 91 | 159 | 125 | 108 | 101 | 160 | 65 | 176 | 110 | 70 | | | | 1,416 |
| Attempts | 23 | 34 | 17 | 24 | 31 | 26 | 30 | 37 | 24 | 33 | 34 | 13 | | | | | 356 |
| Avg. Per Rush | 2.8 | 3.4 | 4.1 | 3.8 | 5.1 | 4.8 | 3.6 | 3.4 | 4.3 | 2.7 | 5.3 | 3.2 | 5.4 | | | | 4.0 |
| Touchdowns | 1 | 1 | 1 | 1 | 1 | 0 | 0 | 2 | 1 | 0 | 0 | 0 | 0 | | | | 8 |
| Net Yards Passing | 308 | 194 | 212 | 169 | 141 | 166 | 185 | 286 | 182 | 287 | 244 | 278 | 164 | | | | 2,816 |
| Sacked | 2 | 2 | 3 | 2 | 4 | 3 | 5 | 2 | 3 | 3 | 1 | 2 | 3 | | | | 35 |
| Yards Lost | 13 | 10 | 23 | 10 | 35 | 14 | 26 | 13 | 30 | 12 | 4 | 15 | 24 | | | | 229 |
| Gross Yards | 321 | 204 | 235 | 179 | 176 | 180 | 211 | 299 | 212 | 299 | 248 | 293 | 188 | | | | 3,045 |
| Attempts | 30 | 31 | 39 | 27 | 32 | 41 | 34 | 28 | 25 | 31 | 39 | 37 | 37 | | | | 431 |
| Completions | 21 | 18 | 22 | 19 | 22 | 24 | 21 | 23 | 18 | 21 | 26 | 26 | 18 | | | | 279 |
| Completion Pct. | 70.0% | 58.1% | 56.4% | 70.4% | 68.8% | 58.5% | 61.8% | 82.1% | 72.0% | 67.7% | 66.7% | 70.3% | 48.6% | | | | 64.7% |
| Yards Per Attempt | 10.7 | 6.6 | 6.0 | 6.6 | 5.5 | 4.4 | 6.2 | 10.7 | 8.5 | 9.6 | 6.4 | 7.9 | 5.1 | | | | 7.1 |
| Touchdowns | 1 | 1 | 1 | 4 | 1 | 0 | 0 | 0 | 1 | 2 | 3 | 0 | 1 | | | | 15 |
| Interceptions | 0 | 0 | 0 | 0 | 0 | 2 | 2 | 0 | 0 | 0 | 0 | 1 | 1 | | | | 6 |
| Touchdowns | 2 | 3 | 2 | 5 | 2 | 2 | 0 | 2 | 2 | 3 | 4 | 0 | 1 | | | | 28 |
| Rushing | 1 | 1 | 1 | 1 | 1 | 0 | 0 | 2 | 1 | 0 | 0 | 0 | 0 | | | | 8 |
| Passing | 1 | 1 | 1 | 4 | 1 | 0 | 0 | 0 | 1 | 2 | 3 | 0 | 1 | | | | 15 |
| Returns | 0 | 1 | 0 | 0 | 0 | 2 | 0 | 0 | 0 | 1 | 1 | 0 | 0 | | | | 5 |
| Penalties | 8 | 4 | 6 | 7 | 9 | 8 | 4 | 7 | 5 | 6 | 11 | 8 | 7 | | | | 90 |
| Yards Lost | 73 | 34 | 40 | 55 | 69 | 69 | 35 | 51 | 35 | 49 | 70 | 53 | 56 | | | | 689 |
| Fumbles | 0 | 1 | 2 | 0 | 1 | 1 | 1 | 2 | 0 | 2 | 4 | 1 | 1 | | | | 16 |
| Fumbles Lost | 0 | 1 | 2 | 0 | 0 | 1 | 1 | 2 | 0 | 1 | 3 | 0 | 1 | | | | 12 |
| Punts | 3 | 3 | 5 | 5 | 6 | 7 | 5 | 4 | 4 | 4 | 2 | 2 | 5 | | | | 55 |
| Gross Avg. | 59.3 | 48.7 | 40.6 | 47.6 | 43.0 | 55.0 | 52.6 | 51.0 | 40.0 | 43.0 | 43.5 | 36.0 | 50.2 | | | | 47.6 |
| FGs Attempted | 3 | 3 | 2 | 0 | 2 | 3 | 1 | 2 | 4 | 2 | 1 | 5 | 0 | | | | 28 |
| FGs Made | 3 | 3 | 1 | 0 | 2 | 3 | 1 | 2 | 3 | 2 | 1 | 5 | 0 | | | | 26 |
| PATs Made-Att. | 2-2 | 2-3 | 2-2 | 5-5 | 2-2 | 2-2 | 0-0 | 2-2 | 2-2 | 3-3 | 4-4 | 0-0 | 1-1 | | | | 27-28 |
| Kicking M-A | 2-2 | 2-3 | 2-2 | 5-5 | 2-2 | 1-1 | 0-0 | 2-2 | 2-2 | 3-3 | 4-4 | 0-0 | 1-1 | | | | 26-27 |
| 2-pt Rushing M-A | 0-0 | 0-0 | 0-0 | 0-0 | 0-0 | 0-0 | 0-0 | 0-0 | 0-0 | 0-0 | 0-0 | 0-0 | 0-0 | | | | 0-0 |
| 2-pt Passing M-A | 0-0 | 0-0 | 0-0 | 0-0 | 0-0 | 1-1 | 0-0 | 0-0 | 0-0 | 0-0 | 0-0 | 0-0 | 0-0 | | | | 1-1 |
| Kickoffs-EZ-TB | 6-4-3 | 6-5-4 | 5-4-2 | 6-5-4 | 6-2-2 | 7-3-2 | 2-2-2 | 5-5-4 | 6-3-0 | 6-5-1 | 6-1-1 | 6-5-5 | 2-0-0 | | | | 68-44-30 |
| Safeties | 0 | 0 | 0 | 0 | 0 | 0 | 0 | 0 | 0 | 0 | 0 | 0 | 0 | | | | 0 |
| Points Scored | 23 | 29 | 17 | 35 | 20 | 24 | 3 | 20 | 23 | 27 | 31 | 15 | 7 | | | | 274 |
| Time of Possession | 30:34 | 33:11 | 27:34* | 28:09 | 31:24 | 31:09* | 38:35 | 31:23 | 33:53 | 30:36 | 37:08 | 38:47 | 21:51 | | | | 31:29 |
| | ATL 9/10 | @TB 9/17 | PIT 9/24 | @GB 9/28 | MIN 10/9 | @BAL 10/15 | CAR 10/22 | @NO 10/29 | GB 11/12 | DET 11/19 | @PHI 11/26 | SF 12/3 | @CIN 12/10 | @DET 12/16 | CLE 12/24 | @MIN 12/31 | |

* - Overtime

**STATISTICS****CHICAGO BEARS 2017 INDIVIDUAL GAME-HIGHS**

| BEARS | | | | OPPONENTS | | | | |
|----------|----------|--------------------|------|-----------------|------|-----------------------|----------|----------|
| Date | Opponent | Player | No | PASSING | No | Player | Opponent | Date |
| 9/17/17 | at TB | Glennon | 45 | Attempts | 41 | Flacco | at BAL | 10/15/17 |
| 9/17/17 | at TB | Glennon | 31 | Completions | 26 | Garoppolo | SF | 12/3/17 |
| 9/17/17 | at TB | Glennon | 301 | Yards | 321 | Ryan | ATL | 9/10/17 |
| 10/22/17 | at CIN | Trubisky | 70 | Long | 88t | Ryan | ATL | 9/10/17 |
| 12/10/17 | at CIN | Last: Trubisky | 1 | TDs | 4 | Rodgers | at GB | 9/28/17 |
| 11/26/17 | at PHI | Last: Trubisky | 2 | INTs | 2 | Last: Newton | CAR | 10/22/17 |
| Date | Opponent | Player | No | RECEIVING | No | Player | Opponent | Date |
| 12/10/17 | at CIN | Wright | 10 | Receptions | 10 | Last: Ertz | at PHI | 11/26/17 |
| 12/10/17 | at CIN | Wright | 107 | Yards | 128 | Hooper | ATL | 9/10/17 |
| 10/22/17 | CAR | Cohen | 70 | Long | 88t | Hooper | ATL | 9/10/17 |
| 12/10/17 | at CIN | Last: Shaheen | 1 | TDs | 2 | Nelson | at GB | 9/28/17 |
| Date | Opponent | Player | No | RUSHING | No | Player | Opponent | Date |
| 10/15/17 | at BAL | Howard | 36 | Rushes | 20 | Williams | GB | 11/12/17 |
| 10/15/17 | at BAL | Howard | 167 | Yards | 97 | Blount | at PHI | 11/26/17 |
| 10/15/17 | at BAL | Howard | 53 | Long | 58t | McKinnon | MIN | 10/9/17 |
| 12/10/17 | at CIN | Last: Howard | 2 | TDs | 1 | Last: Montgomery | GB | 11/12/17 |
| Date | Opponent | Player | No | TACKLES | No | Player | Opponent | Date |
| 12/3/17 | SF | Last: Jones | 13 | Total Tackles | 12 | Judon | at BAL | 10/15/17 |
| 12/3/17 | SF | Jones, Trevathan | 10 | Solos | 12 | Judon | at BAL | 10/15/17 |
| 9/28/17 | at GB | Trevathan | 7 | Assists | 5 | Fejedelem | at CIN | 12/10/17 |
| 10/9/17 | MIN | Last: Floyd, Hicks | 2.0 | Sacks | 3.0 | Perry | GB | 11/12/17 |
| 10/9/17 | MIN | Floyd | 4 | TFLs | 4 | Judon | at BAL | 10/15/17 |
| Date | Opponent | Player | No | INTERCEPTIONS | No | Player | Opponent | Date |
| 12/10/17 | at CIN | Last: Jackson | 1 | INTs | 1 | Last: Graham, Jenkins | at PHI | 11/26/17 |
| 10/15/17 | at BAL | Amos | 90t | Long Return | 59 | Graham | at PHI | 11/26/17 |
| 10/22/17 | CAR | Last: Jackson | 1 | TDs | 1 | McClain | at TB | 9/17/17 |
| Date | Opponent | Player | No | PUNT RETURNS | No | Player | Opponent | Date |
| 10/9/17 | MIN | Cohen | 4 | Returns | 5 | Campanaro | at BAL | 10/15/17 |
| 12/3/17 | SF | Cohen | 68 | Yards | 132 | Campanaro | at BAL | 10/15/17 |
| 12/3/17 | SF | Cohen | 61t | Long | 77t | Campanaro | at BAL | 10/15/17 |
| 12/3/17 | SF | Cohen | 1 | TDs | 1 | Campanaro | at BAL | 10/15/17 |
| Date | Opponent | Player | No | KICKOFF RETURNS | No | Player | Opponent | Date |
| 11/19/17 | DET | Cohen | 5 | Returns | 5 | Last: Erickson | at CIN | 12/10/17 |
| 11/19/17 | DET | Cohen | 120 | Yards | 191 | Rainey | at BAL | 10/15/17 |
| 10/29/17 | at NO | Cohen | 46 | Long | 96t | Rainey | at BAL | 10/15/17 |
| | | | | TDs | 1 | Rainey | at BAL | 10/15/17 |
| Date | Opponent | Player | No | FIELD GOALS | No | Player | Opponent | Date |
| 11/12/17 | GB | Last: Barth | 3 | Attempts | 5 | Gould | SF | 12/3/17 |
| 11/12/17 | GB | Barth | 3 | Made | 5 | Gould | SF | 12/3/17 |
| 9/10/17 | ATL | Barth | 54 | Long | 52 | Prater | DET | 11/19/17 |
| Date | Opponent | Player | No | PUNTS | No | Player | Opponent | Date |
| 10/15/17 | at BAL | O'Donnell | 9 | Punts | 7 | Koch | at BAL | 10/15/17 |
| 10/15/17 | at BAL | O'Donnell | 420 | Yards | 385 | Koch | at BAL | 10/15/17 |
| 9/17/17 | at TB | O'Donnell | 56.0 | Average | 59.3 | Bosher | ATL | 9/10/17 |
| 9/10/17 | ATL | O'Donnell | 69 | Long | 67 | Koch | at BAL | 10/15/17 |
| 12/3/17 | SF | Last: O'Donnell | 3 | In-20 | 3 | Last: Martin | DET | 1/19/17 |
| 10/9/17 | MIN | O'Donnell | 2 | Touchbacks | 1 | Last: Palardy | CAR | 10/22/17 |



STATISTICS

2017 CHICAGO BEARS DEFENSE / SPECIAL TEAMS STATS

SEASONS STATS (Based on press box stats)

Please note: INTs also count as PBU's

Sacks count as TFLs unless a strip-sack; Sacks also count as a QBP

Full sacks and TFLs count as solo tackles; Assisted sacks and TFLs count as assisted tackles

| DEFENSIVE STATS | | | | | | | | | | |
|----------------------|------------|------------|------------|-----------|-----------|-----------------|----------------|-----------|----------|----------------|
| Player | TT | ST | AT | TFL | QBP | S - YL | INT - YR | PBU | FF | FR - YR |
| Christian Jones | 82 | 55 | 27 | 4 | 3 | 2 - 11 | 0 - 0 | 2 | 1 | 1 - 0 |
| Danny Trevathan | 72 | 49 | 23 | 4 | 4 | 2 - 14 | 1 - 8 | 4 | 0 | 1 - 0 |
| Kyle Fuller | 63 | 55 | 8 | 2 | 0 | 0 - 0 | 1 - 0 | 16 | 0 | 0 - 0 |
| Adrian Amos | 54 | 51 | 3 | 4 | 0 | 0 - 0 | 1 - 90 | 3 | 2 | 1 - 4 |
| Eddie Jackson | 47 | 38 | 9 | 1 | 0 | 0 - 0 | 2 - 82 | 6 | 1 | 2 - 75 |
| Akiem Hicks | 44 | 35 | 9 | 14 | 14 | 7 - 47 | 0 - 0 | 0 | 0 | 2 - 1 |
| Eddie Goldman | 37 | 24 | 13 | 3 | 5 | 1.5 - 5.5 | 0 - 0 | 0 | 0 | 0 - 0 |
| Leonard Floyd | 34 | 24 | 10 | 8 | 12 | 4.5 - 31 | 0 - 0 | 2 | 0 | 1 - 21 |
| Prince Amukamara | 34 | 33 | 1 | 0 | 0 | 0 - 0 | 0 - 0 | 6 | 0 | 0 - 0 |
| Mitch Unrein | 32 | 25 | 7 | 4 | 5 | 2.5 - 6.5 | 0 - 0 | 0 | 0 | 0 - 0 |
| Sam Acho | 30 | 20 | 10 | 0 | 8 | 0.5 - 4 | 0 - 0 | 0 | 0 | 0 - 0 |
| Nick Kwiatkowski | 22 | 19 | 3 | 2 | 2 | 2 - 16 | 0 - 0 | 2 | 1 | 0 - 0 |
| Pennell McPhee | 20 | 19 | 1 | 4 | 10 | 4 - 20 | 0 - 0 | 1 | 1 | 0 - 0 |
| Jonathan Bullard | 18 | 14 | 4 | 2 | 2 | 1 - 4 | 0 - 0 | 1 | 1 | 0 - 0 |
| Bryce Callahan | 18 | 13 | 5 | 0 | 1 | 1 - 12 | 1 - 52 | 4 | 1 | 0 - 0 |
| Cre'Von LeBlanc | 15 | 12 | 3 | 1 | 1 | 1 - 10 | 0 - 0 | 3 | 0 | 0 - 0 |
| Marcus Cooper | 15 | 15 | 0 | 0 | 0 | 0 - 0 | 0 - 0 | 3 | 0 | 0 - 0 |
| Quintin Demps | 12 | 11 | 1 | 0 | 0 | 0 - 0 | 0 - 0 | 0 | 0 | 0 - 0 |
| John Timu | 12 | 9 | 3 | 1 | 0 | 0 - 0 | 0 - 0 | 1 | 0 | 0 - 0 |
| Jerrrell Freeman | 10 | 7 | 3 | 1 | 0 | 0 - 0 | 0 - 0 | 0 | 0 | 0 - 0 |
| Willie Young | 7 | 4 | 3 | 2 | 4 | 2 - 13 | 0 - 0 | 0 | 0 | 0 - 0 |
| Roy Robertson-Harris | 6 | 4 | 2 | 1 | 1 | 1 - 5 | 0 - 0 | 1 | 0 | 0 - 0 |
| Chirs Pronski | 6 | 3 | 3 | 0 | 0 | 0 - 0 | 0 - 0 | 0 | 0 | 0 - 0 |
| John Jenkins | 5 | 3 | 2 | 0 | 0 | 0 - 0 | 0 - 0 | 0 | 0 | 0 - 0 |
| Jonathan Anderson | 4 | 3 | 1 | 0 | 0 | 0 - 0 | 0 - 0 | 0 | 0 | 0 - 0 |
| Lamarr Houston | 4 | 4 | 0 | 2 | 2 | 2 - 21 | 0 - 0 | 0 | 0 | 0 - 0 |
| Isaiah Irving | 2 | 2 | 0 | 0 | 0 | 0 - 0 | 0 - 0 | 0 | 0 | 0 - 0 |
| Howard Jones | 1 | 1 | 0 | 1 | 1 | 1 - 9 | 0 - 0 | 0 | 0 | 0 - 0 |
| Deon Bush | 1 | 0 | 1 | 0 | 0 | 0 - 0 | 0 - 0 | 0 | 0 | 0 - 0 |
| Rashaad Coward | 0 | 0 | 0 | 0 | 1 | 0 - 0 | 0 - 0 | 0 | 0 | 0 - 0 |
| Team Totals | 707 | 552 | 155 | 61 | 76 | 35 - 229 | 6 - 232 | 55 | 8 | 8 - 101 |

Defensive Stats Key: TT (total tackles), ST (solo tackles), AT (assisted tackles), TFL (tackles for loss),

QBP (QB Pressure), S-YL (sacks-yards lost), INT-YR (interceptions-yards returned),

PBU (pass break-ups), FF (forced fumbles), FR-YR (fumble recoveries-yards returned),

BK (blocked kick/punt)

QUARTERBACK SACKS (35)

Hicks - 7.0; Floyd - 4.5; McPhee - 4.0; Unrein - 2.5; Houston - 2.0; C.Jones - 2.0; Kwiatkowski - 2.0; Trevathan - 2.0; Young - 2.0; Goldman - 1.5; Bullard - 1.0; Callahan - 1.0; H.Jones - 1.0; LeBlanc - 1.0; Robertson-Harris - 1.0; Acho - 0.5.

OPPONENT FUMBLE RECOVERIES (12)

Hicks - 2; Jackson - 2; Amos - 1; Floyd - 1; Goldman - 1; Irving - 1; Jones - 1; McBride - 1; McManis - 1; Trevathan - 1.

INTERCEPTIONS (6)

Jackson - 2; Amos - 1; Callahan - 1; Fuller - 1; Trevathan - 1.

| SPECIAL TEAMS | | | | | | |
|------------------------|-----------|-----------|-----------|----------|----------|----------|
| Player | TT | ST | AT | BK | FF | FR |
| Benny Cunningham | 10 | 8 | 2 | 0 | 0 | 0 |
| DeAndre Houston-Carson | 9 | 9 | 0 | 0 | 1 | 0 |
| Sherrick McManis | 9 | 6 | 3 | 1 | 0 | 1 |
| Jonathan Anderson | 5 | 5 | 0 | 0 | 0 | 0 |
| Sam Acho | 5 | 2 | 3 | 0 | 0 | 0 |
| Isaiah Irving | 3 | 3 | 0 | 0 | 0 | 0 |
| Ben Braunecker | 3 | 2 | 1 | 0 | 0 | 0 |
| Josh Bellamy | 2 | 2 | 0 | 0 | 0 | 0 |
| Cre'von LeBlanc | 2 | 2 | 0 | 0 | 0 | 0 |
| Adrian Amos | 2 | 2 | 0 | 0 | 0 | 0 |
| Christian Jones | 2 | 0 | 2 | 0 | 0 | 0 |
| Eddie Jackson | 2 | 2 | 0 | 0 | 0 | 0 |
| Marcus Cooper | 2 | 1 | 1 | 0 | 0 | 0 |
| Michael Burton | 1 | 0 | 1 | 0 | 0 | 0 |
| Deon Bush | 1 | 1 | 0 | 0 | 0 | 0 |
| Tarik Cohen | 1 | 1 | 0 | 0 | 0 | 0 |
| Kyle Fuller | 1 | 1 | 0 | 0 | 0 | 0 |
| Nick Kwiatkowski | 1 | 1 | 0 | 0 | 0 | 0 |
| Roy Robertson-Harris | 1 | 1 | 0 | 0 | 0 | 0 |
| Pat O'Donnell | 1 | 1 | 0 | 0 | 0 | 0 |
| John Timu | 1 | 0 | 1 | 0 | 0 | 0 |
| Team Totals | 64 | 50 | 14 | 1 | 1 | 1 |

DEFENSIVE / SPECIAL TEAMS SCORING PLAYS (5)

Floyd: Safety (10/9 vs. MIN); Amos: 90 yd. INT TD (10/15 at BAL); Jackson: 76 yd. INT TD (10/22 vs. CAR); Jackson: 75 yd. Fumble recovery TD (10/22 vs. CAR); Cohen: 61 yd. punt return TD (12/3 vs. SF).

Special Teams Stats Key: TT (total tackles), ST (solo tackles),

AT (assisted tackles), BK (blocked kicks), FF (forced fumbles),

FR (fumble recoveries)



STATISTICS

CHICAGO BEARS 2017 WEEK-BY-WEEK LEADERS

| DATE | OPPONENT | Scoring | Rushing Yards | Receptions | Receiving Yards | Tackles |
|---------------------------------|----------|-----------------------------------|---------------|---------------------------|-----------------|----------------------|
| 9/10 | vs ATL | Cohen, Howard - 6 | Cohen - 66 | Cohen - 8 | Cohen - 47 | Freeman - 10 |
| 9/17 | @ TB | Thompson - 6 | Cohen - 13 | Cohen - 8 | Wright - 69 | Jackson - 8 |
| 9/24 | vs PIT | Howard - 12 | Howard - 140 | Howard - 5 | Howard - 26 | Trevathan - 10 |
| 9/28 | @ GB | Howard, Wright - 6 | Howard - 53 | Thompson - 5 | Wright - 51 | Trevathan - 13 |
| 10/9 | vs MIN | Cunningham, Miller - 6 | Howard - 76 | Wright - 4 | Wright - 46 | Jones - 9 |
| 10/15 | @ BAL | Barth - 9 | Howard - 167 | Sims, Wight, Miller - 2 | Sims - 42 | Amos - 8 |
| 10/22 | vs CAR | Jackson - 12 | Howard - 65 | Miller - 2 | Cohen - 70 | Jones - 11 |
| 10/29 | @ NO | Barth, Cohen - 6 | Howard - 102 | McBride, Howard, Sims - 3 | McBride - 92 | Trevathan - 13 |
| 11/12 | vs GB | Barth - 10 | Howard - 54 | Inman - 6 | Inman - 88 | Kwiatkoski - 10 |
| 11/19 | vs DET | Barth, Cohen, Howard, Shaheen - 6 | Howard - 125 | Cohen, Shaheen - 4 | Inman - 43 | Jones - 8 |
| 11/26 | @ PHI | Santos - 3 | Trubisky - 12 | Inman - 4 | Inman - 64 | LeBlanc - 7 |
| 12/3 | vs SF | Cohen, Inman - 6 | Howard - 38 | Cohen - 4 | Cohen - 39 | Jones - 13 |
| 12/10 | @ CIN | Howard - 12 | Howard - 147 | Wright - 10 | Wright - 107 | Trevathan - 10 |
| 12/16 | @ DET | | | | | |
| 12/24 | vs CLE | | | | | |
| 12/31 | @ MIN | | | | | |
| Most Times Led or Tied for Lead | | Howard - 5 | Howard - 10 | Cohen - 4 | Wright - 4 | Jones, Trevathan - 4 |

CHICAGO BEARS 2017 QUARTER-BY-QUARTER SCORING

| DATE | OPPONENT | BEARS | | | | | | | | OPPONENTS | | | | | | | | Point Differential |
|------------------------------|----------|-----------|-----------|------------|-----------|-----------|------------|----------|------------|-----------|------------|------------|-----------|-----------|------------|----------|------------|--------------------|
| | | 1 | 2 | 1H | 3 | 4 | 2H | OT | TOT | 1 | 2 | 1H | 3 | 4 | 2H | OT | TOT | |
| 9/10 | vs ATL | 0 | 10 | 10 | 0 | 7 | 7 | - | 17 | 3 | 7 | 10 | 3 | 10 | 13 | - | 23 | -6 |
| 9/17 | @ TB | 0 | 0 | 0 | 0 | 7 | 7 | - | 7 | 10 | 16 | 26 | 0 | 3 | 3 | - | 29 | -22 |
| 9/24 | vs PIT | 7 | 10 | 17 | 0 | 0 | 0 | 6 | 23 | 0 | 7 | 7 | 7 | 3 | 10 | 0 | 17 | +6 |
| 9/28 | @ GB | 0 | 7 | 7 | 0 | 7 | 7 | - | 14 | 14 | 7 | 21 | 7 | 7 | 14 | - | 35 | -21 |
| 10/9 | vs MIN | 2 | 0 | 2 | 7 | 8 | 15 | - | 17 | 0 | 3 | 3 | 14 | 3 | 17 | - | 20 | -3 |
| 10/15 | @ BAL | 0 | 10 | 10 | 7 | 7 | 14 | 3 | 27 | 0 | 3 | 3 | 7 | 14 | 21 | 0 | 24 | +3 |
| 10/22 | vs CAR | 7 | 10 | 17 | 0 | 0 | 0 | - | 17 | 0 | 3 | 3 | 0 | 0 | 0 | - | 3 | +14 |
| 10/29 | @ NO | 0 | 3 | 3 | 3 | 6 | 9 | - | 12 | 7 | 7 | 14 | 0 | 6 | 6 | - | 20 | -8 |
| 11/12 | vs GB | 3 | 3 | 6 | 0 | 10 | 10 | - | 16 | 3 | 7 | 10 | 3 | 10 | 13 | - | 23 | -7 |
| 11/19 | vs DET | 10 | 7 | 17 | 0 | 7 | 7 | - | 24 | 0 | 21 | 21 | 0 | 6 | 6 | 0 | 27 | -3 |
| 11/26 | @ PHI | 0 | 0 | 0 | 3 | 0 | 3 | - | 3 | 7 | 17 | 24 | 0 | 7 | 7 | - | 31 | -28 |
| 12/3 | vs SF | 7 | 7 | 14 | 0 | 0 | 0 | - | 14 | 3 | 6 | 9 | 3 | 3 | 6 | - | 15 | -1 |
| 12/10 | @ CIN | 6 | 6 | 12 | 7 | 14 | 21 | - | 33 | 7 | 0 | 7 | 0 | 0 | 0 | - | 7 | +26 |
| 12/16 | @ DET | | | | | | | | | | | | | | | | | |
| 12/24 | vs CLE | | | | | | | | | | | | | | | | | |
| 12/31 | @ MIN | | | | | | | | | | | | | | | | | |
| Regular Season Totals | | 42 | 73 | 115 | 27 | 73 | 100 | 9 | 224 | 54 | 104 | 158 | 44 | 72 | 116 | 0 | 274 | -50 |



STATISTICS

CHICAGO BEARS 2017 SEASON LEADERS

| PASSING | | PLAYER | NO. | PLAYER | NO. |
|-----------------------|----------------|--------|-------------------------|--------|-----|
| Attempts | Trubisky | 225 | Glennon | 140 | |
| Completions | Trubisky | 131 | Glennon | 93 | |
| Yards | Trubisky | 1,508 | Glennon | 833 | |
| TDs | Trubisky | 6 | Glennon | 4 | |
| RECEIVING | | PLAYER | NO. | PLAYER | NO. |
| Receptions | Wright | 43 | Cohen | 41 | |
| Yards | Wright | 477 | Cohen | 311 | |
| TDs | Shaheen | 3 | Miller | 2 | |
| RUSHING | | PLAYER | NO. | PLAYER | NO. |
| Rushes | Howard | 235 | Cohen | 80 | |
| Yards | Howard | 1,032 | Cohen | 347 | |
| TDs | Howard | 7 | Cohen | 2 | |
| DEFENSE | | PLAYER | NO. | PLAYER | NO. |
| Total Tackles | Jones | 82 | Trevathan | 72 | |
| Solos | Fuller, Jones | 55 | Amos | 51 | |
| Assists | Jones | 27 | Trevathan | 23 | |
| Sacks | Hicks | 7.0 | Floyd | 4.5 | |
| Sack Yards | Hicks | 47.0 | Floyd | 31.0 | |
| TFLs | Hicks | 14 | Floyd | 8 | |
| FFs | Amos | 2 | Nine tied with | 1 | |
| FRs | Hicks, Jackson | 2 | Eight tied with | 1 | |
| PBUs | Fuller | 16 | Jackson, Amukamara | 6 | |
| INTs | Jackson | 2 | Four tied with | 1 | |
| TDs | Amos, Jackson | 1 | | | |
| Safeties | Floyd | 1 | | | |
| Special Teams Tackles | Cunningham | 10 | Houston-Carson, McManis | 9 | |
| PUNT RETURNS | | PLAYER | NO. | PLAYER | NO. |
| Returns | Cohen | 24 | Jackson | 2 | |
| Yards | Cohen | 230 | Jackson | 6 | |
| TDs | | | | | |
| KICKOFF RETURNS | | PLAYER | NO. | PLAYER | NO. |
| Returns | Cohen | 20 | Thompson | 11 | |
| Yards | Cohen | 454 | Thompson | 229 | |
| TDs | | | | | |
| FIELD GOALS | | PLAYER | NO. | PLAYER | NO. |
| Attempts | Barth | 16 | Nugent, Santos | 2 | |
| Made | Barth | 11 | Nugent | 2 | |
| PUNTS | | PLAYER | NO. | PLAYER | NO. |
| Punts | O'Donnell | 67 | | | |
| Yards | O'Donnell | 3,138 | | | |
| Average | O'Donnell | 46.8 | | | |
| In-20 | O'Donnell | 24 | | | |
| Touchbacks | O'Donnell | 5 | | | |



STATISTICS

CHICAGO BEARS 2017 RED ZONE EFFICIENCY

| | | BEARS RED ZONE STATS | | | | | | | | | | | | | GOAL - TO - GO | | | | |
|---------------|----------|----------------------|--------|---------|-----|--------|--------|-----|----|---------|---|-----------|-------|------|----------------|--------|-----|------|-----|
| DATE | OPPONENT | Drives In | | Scoring | | | Missed | | | Blocked | | Turnovers | Downs | Time | Avg. Points | Drives | TDs | TD % | FGs |
| | | Red Zone | Scores | % | TDs | TD % | FGs | FGs | FG | | | | | | | | | | |
| 9/10 | vs ATL | 3 | 2 | 66.7% | 2 | 66.7% | 0 | 0 | 0 | 0 | 1 | 0 | 4.7 | 2 | 1 | 50.0% | 0 | | |
| 9/17 | @ TB | 3 | 1 | 33.3% | 1 | 33.3% | 0 | 0 | 0 | 0 | 2 | 0 | 2.3 | 0 | 0 | 0.0% | 0 | | |
| 9/24 | vs PIT | 4 | 4 | 100.0% | 3 | 75.0% | 1 | 0 | 0 | 0 | 0 | 0 | 6.0 | 3 | 2 | 66.7% | 1 | | |
| 9/28 | @ GB | 2 | 2 | 100.0% | 2 | 100.0% | 0 | 0 | 0 | 0 | 0 | 0 | 7.0 | 1 | 1 | 100.0% | 0 | | |
| 10/9 | vs MIN | 0 | 0 | 0.0% | 0 | 0.0% | 0 | 0 | 0 | 0 | 0 | 0 | 0.0 | 0 | 0 | 0.0% | 0 | | |
| 10/15 | @ BAL | 1 | 1 | 100.0% | 0 | 0.0% | 1 | 0 | 0 | 0 | 0 | 0 | 3.0 | 0 | 0 | 0.0% | 0 | | |
| 10/22 | vs CAR | 1 | 1 | 100.0% | 0 | 0.0% | 1 | 0 | 0 | 0 | 0 | 0 | 3.0 | 1 | 0 | 0.0% | 1 | | |
| 10/29 | @ NO | 2 | 2 | 100.0% | 1 | 50.0% | 1 | 0 | 0 | 0 | 0 | 0 | 5.0 | 2 | 1 | 50.0% | 1 | | |
| 11/12 | vs GB | 0 | 0 | 0.0% | 0 | 0.0% | 0 | 0 | 0 | 0 | 0 | 0 | 0.0 | 0 | 0 | 0.0% | 0 | | |
| 11/19 | vs DET | 4 | 4 | 100.0% | 3 | 75.0% | 1 | 0 | 0 | 0 | 0 | 0 | 6.0 | 2 | 1 | 50.0% | 1 | | |
| 11/26 | @ PHI | 0 | 0 | 0.0% | 0 | 0.0% | 0 | 0 | 0 | 0 | 0 | 0 | 0.0 | 0 | 0 | 0.0% | 0 | | |
| 12/3 | vs SF | 1 | 1 | 100.0% | 1 | 100.0% | 0 | 0 | 0 | 0 | 0 | 0 | 7.0 | 0 | 0 | 0.0% | 0 | | |
| 12/10 | @ CIN | 5 | 5 | 100.0% | 3 | 60.0% | 2 | 0 | 0 | 0 | 0 | 0 | 5.4 | 2 | 2 | 100.0% | 0 | | |
| 12/16 | @ DET | | | | | | | | | | | | | | | | | | |
| 12/24 | vs CLE | | | | | | | | | | | | | | | | | | |
| 12/31 | @ MIN | | | | | | | | | | | | | | | | | | |
| Totals | | 26 | 23 | 88.5% | 16 | 61.5% | 7 | 0 | 0 | 0 | 3 | 0 | 5.1 | 13 | 8 | 61.5% | 4 | | |

| | | OPPONENT RED ZONE STATS | | | | | | | | | | | | | GOAL - TO - GO | | | | |
|---------------|----------|-------------------------|--------|---------|-----|--------|--------|-----|----|---------|---|-----------|-------|------|----------------|--------|-----|------|-----|
| DATE | OPPONENT | Drives In | | Scoring | | | Missed | | | Blocked | | Turnovers | Downs | Time | Avg. Points | Drives | TDs | TD % | FGs |
| | | Red Zone | Scores | % | TDs | TD % | FGs | FGs | FG | | | | | | | | | | |
| 9/10 | vs ATL | 3 | 3 | 100.0% | 1 | 33.3% | 2 | 0 | 0 | 0 | 0 | 0 | 4.3 | 2 | 1 | 50.0% | 1 | | |
| 9/17 | @ TB | 5 | 4 | 80.0% | 2 | 40.0% | 2 | 0 | 0 | 1 | 0 | 0 | 4.0 | 2 | 1 | 50.0% | 1 | | |
| 9/24 | vs PIT | 4 | 3 | 75.0% | 2 | 50.0% | 1 | 0 | 1 | 0 | 0 | 0 | 4.2 | 2 | 2 | 100.0% | 0 | | |
| 9/28 | @ GB | 5 | 5 | 100.0% | 5 | 100.0% | 0 | 0 | 0 | 0 | 0 | 0 | 7.0 | 4 | 4 | 100.0% | 0 | | |
| 10/9 | vs MIN | 3 | 3 | 100.0% | 1 | 33.3% | 2 | 0 | 0 | 0 | 0 | 0 | 4.3 | 0 | 0 | 0.0% | 0 | | |
| 10/15 | @ BAL | 2 | 2 | 100.0% | 0 | 0.0% | 2 | 0 | 0 | 0 | 0 | 0 | 3.0 | 2 | 0 | 0.0% | 2 | | |
| 10/22 | vs CAR | 2 | 1 | 50.0% | 0 | 0.0% | 1 | 0 | 0 | 0 | 0 | 1 | 1.5 | 0 | 0 | 0.0% | 0 | | |
| 10/29 | @ NO | 3 | 2 | 66.7% | 2 | 66.7% | 0 | 0 | 0 | 1 | 0 | 0 | 4.7 | 2 | 2 | 100.0% | 0 | | |
| 11/12 | vs GB | 3 | 2 | 66.7% | 1 | 33.3% | 0 | 1 | 0 | 0 | 0 | 0 | 2.3 | 0 | 0 | 0.0% | 0 | | |
| 11/19 | vs DET | 2 | 2 | 100.0% | 1 | 50.0% | 1 | 0 | 0 | 0 | 0 | 0 | 5.0 | 1 | 1 | 100.0% | 0 | | |
| 11/26 | @ PHI | 5 | 3 | 60.0% | 3 | 60.0% | 0 | 0 | 0 | 1 | 0 | 1 | 4.2 | 1 | 1 | 100.0% | 0 | | |
| 12/3 | vs SF | 5 | 5 | 100.0% | 0 | 0.0% | 5 | 0 | 0 | 0 | 0 | 0 | 3.0 | 2 | 0 | 0.0% | 2 | | |
| 12/10 | @ CIN | 1 | 1 | 100.0% | 1 | 100.0% | 0 | 0 | 0 | 0 | 0 | 0 | 7.0 | 0 | 0 | 0.0% | 0 | | |
| 12/16 | @ DET | | | | | | | | | | | | | | | | | | |
| 12/24 | vs CLE | | | | | | | | | | | | | | | | | | |
| 12/31 | @ MIN | | | | | | | | | | | | | | | | | | |
| Totals | | 43 | 36 | 83.7% | 19 | 44.2% | 16 | 1 | 1 | 3 | 0 | 2 | 4.2 | 18 | 12 | 66.7% | 6 | | |



STATISTICS

CHICAGO BEARS 2017 DRIVE ENGINEERING

| BEARS OFFENSIVE DRIVES | | | | | | | | | | | | | | | | | | | |
|------------------------|----------|--------|-----|-----|------|-------|----|----|------|-------|-----|--------|-------|------|--------|--------|------------|-----------|-----------|
| DATE | OPPONENT | Total | TDs | FGs | Miss | Block | FG | FG | Punt | Block | INT | Fumble | Downs | Time | Safety | Points | Scoring | 1st Half | 2nd Half |
| | | Drives | | | | | | | | | | | | | | | Efficiency | 1st Drive | 1st Drive |
| 9/10 | vs ATL | 9 | 2 | 1 | 0 | 0 | 0 | 0 | 5 | 0 | 0 | 0 | 1 | 0 | 0 | 17 | 33.3% | Punt | Punt |
| 9/17 | @ TB | 9 | 1 | 0 | 0 | 0 | 0 | 0 | 3 | 0 | 2 | 1 | 2 | 0 | 0 | 7 | 11.1% | INT | Punt |
| 9/24 | vs PIT | 13 | 3 | 1 | 1 | 0 | 0 | 0 | 6 | 0 | 1 | 1 | 0 | 0 | 0 | 23 | 30.8% | Punt | Punt |
| 9/28 | @ GB | 11 | 2 | 0 | 1 | 0 | 0 | 0 | 3 | 0 | 2 | 2 | 0 | 1 | 0 | 14 | 18.2% | Fumble | Missed FG |
| 10/9 | vs MIN | 12 | 2 | 0 | 0 | 0 | 0 | 0 | 7 | 0 | 1 | 1 | 0 | 1 | 0 | 17 | 16.7% | Punt | TD |
| 10/15 | @ BAL | 16 | 2 | 2 | 0 | 0 | 0 | 0 | 9 | 0 | 0 | 2 | 0 | 1 | 0 | 20 | 25.0% | Punt | Punt |
| 10/22 | vs CAR | 9 | 0 | 1 | 1 | 0 | 0 | 0 | 6 | 0 | 0 | 0 | 0 | 1 | 0 | 3 | 11.1% | Punt | Punt |
| 10/29 | @ NO | 11 | 1 | 2 | 1 | 0 | 0 | 0 | 5 | 0 | 1 | 0 | 1 | 0 | 0 | 12 | 27.3% | Punt | Punt |
| 11/12 | vs GB | 11 | 1 | 3 | 0 | 0 | 0 | 0 | 5 | 0 | 0 | 1 | 1 | 0 | 0 | 16 | 36.4% | Punt | Punt |
| 11/19 | vs DET | 11 | 3 | 1 | 1 | 0 | 0 | 0 | 4 | 0 | 0 | 1 | 0 | 1 | 0 | 24 | 36.4% | FG | Punt |
| 11/26 | @ PHI | 12 | 0 | 1 | 1 | 0 | 0 | 0 | 6 | 0 | 2 | 0 | 1 | 1 | 0 | 3 | 8.3% | Punt | FG |
| 12/3 | vs SF | 8 | 1 | 0 | 0 | 0 | 0 | 0 | 5 | 0 | 0 | 0 | 0 | 2 | 0 | 14 | 12.5% | Punt | Punt |
| 12/10 | @ CIN | 11 | 4 | 2 | 0 | 0 | 0 | 0 | 3 | 0 | 0 | 0 | 1 | 1 | 0 | 33 | 54.5% | TD | Punt |
| 12/16 | @ DET | | | | | | | | | | | | | | | | | | |
| 12/24 | vs CLE | | | | | | | | | | | | | | | | | | |
| 12/31 | @ MIN | | | | | | | | | | | | | | | | | | |
| Totals | | 143 | 22 | 14 | 6 | 0 | 0 | 0 | 67 | 0 | 9 | 9 | 7 | 9 | 0 | 203 | 25.2% | 10 | 10 |

Drives aborted as a result of return TD: T.Cohen 61 yd, punt return.

| OPPONENT OFFENSIVE DRIVES | | | | | | | | | | | | | | | | | | | |
|---------------------------|----------|--------|-----|-----|------|-------|----|----|------|-------|-----|--------|-------|------|--------|--------|------------|-----------|-----------|
| DATE | OPPONENT | Total | TDs | FGs | Miss | Block | FG | FG | Punt | Block | INT | Fumble | Downs | Time | Safety | Points | Scoring | 1st Half | 2nd Half |
| | | Drives | | | | | | | | | | | | | | | Efficiency | 1st Drive | 1st Drive |
| 9/10 | vs ATL | 10 | 2 | 3 | 0 | 0 | 0 | 0 | 3 | 0 | 0 | 0 | 0 | 2 | 0 | 23 | 50.0% | FG | Punt |
| 9/17 | @ TB | 10 | 2 | 3 | 0 | 0 | 0 | 0 | 3 | 0 | 0 | 1 | 0 | 1 | 0 | 29 | 50.0% | FG | Fumble |
| 9/24 | vs PIT | 11 | 2 | 1 | 0 | 1 | 0 | 0 | 5 | 0 | 0 | 1 | 0 | 1 | 0 | 17 | 27.3% | Punt | Punt |
| 9/28 | @ GB | 11 | 5 | 0 | 0 | 0 | 0 | 0 | 5 | 0 | 0 | 0 | 0 | 1 | 0 | 35 | 45.5% | TD | TD |
| 10/9 | vs MIN | 12 | 2 | 2 | 0 | 0 | 0 | 0 | 6 | 0 | 0 | 0 | 0 | 1 | 1 | 20 | 33.3% | Punt | TD |
| 10/15 | @ BAL | 14 | 0 | 3 | 0 | 0 | 0 | 0 | 7 | 0 | 2 | 1 | 0 | 1 | 0 | 24 | 21.4% | Punt | Punt |
| 10/22 | vs CAR | 11 | 0 | 1 | 0 | 0 | 0 | 0 | 5 | 0 | 2 | 1 | 1 | 1 | 0 | 3 | 9.1% | Fumble | Downs |
| 10/29 | @ NO | 12 | 2 | 2 | 0 | 0 | 0 | 0 | 4 | 0 | 0 | 2 | 0 | 2 | 0 | 20 | 33.3% | TD | Punt |
| 11/12 | vs GB | 11 | 2 | 3 | 1 | 0 | 0 | 0 | 4 | 0 | 0 | 0 | 0 | 1 | 0 | 23 | 45.5% | FG | FG |
| 11/19 | vs DET | 10 | 2 | 2 | 0 | 0 | 0 | 0 | 4 | 0 | 0 | 1 | 0 | 1 | 0 | 27 | 40.0% | Fumble | Punt |
| 11/26 | @ PHI | 11 | 4 | 1 | 0 | 0 | 0 | 0 | 2 | 0 | 2 | 1 | 1 | 1 | 0 | 31 | 45.5% | Punt | Downs |
| 12/3 | vs SF | 8 | 0 | 5 | 0 | 0 | 0 | 0 | 2 | 0 | 1 | 0 | 0 | 0 | 0 | 15 | 62.5% | FG | FG |
| 12/10 | @ CIN | 11 | 1 | 0 | 0 | 0 | 0 | 0 | 5 | 0 | 1 | 1 | 2 | 1 | 0 | 7 | 9.1% | Punt | Punt |
| 12/16 | @ DET | | | | | | | | | | | | | | | | | | |
| 12/24 | vs CLE | | | | | | | | | | | | | | | | | | |
| 12/31 | @ MIN | | | | | | | | | | | | | | | | | | |
| Totals | | 142 | 24 | 26 | 1 | 1 | 0 | 0 | 55 | 0 | 6 | 10 | 4 | 14 | 1 | 274 | 35.2% | 26 | 20 |

Drives aborted as a result of return TD: B.Rainey 96 yd, kickoff return; M.Campanaro 77 yd, punt return.



STATISTICS

CHICAGO BEARS 2017 TURNOVER RATIO

| | TAKE-AWAYS | | | POINTS OFF TURNOVERS | | | | Total |
|-----------|------------|---------|-------|----------------------|-----|-----|---------|--------|
| | INTs | Fumbles | Total | Scores | TDs | FGs | Conv. % | Points |
| BEARS | 6 | 12 | 18 | 11 | 10 | 1 | 61.1% | 73 |
| OPPONENTS | 9 | 10 | 19 | 9 | 6 | 3 | 47.4% | 51 |

| DATE | OPONENT | TAKE-AWAYS | | | GIVE-AWAYS | | | Net | Result |
|---------------|---------|------------|---------|-------|------------|---------|-------|--------------|--------|
| | | INTs | Fumbles | Total | INTs | Fumbles | Total | Differential | |
| 9/10 | vs ATL | 0 | 0 | 0 | 0 | 0 | 0 | 0 | L |
| 9/17 | @ TB | 0 | 1 | 1 | 2 | 2 | 4 | -3 | L |
| 9/24 | vs PIT | 0 | 2 | 2 | 1 | 1 | 2 | 0 | W |
| 9/28 | @ GB | 0 | 0 | 0 | 2 | 2 | 4 | -4 | L |
| 10/9 | vs MIN | 0 | 0 | 0 | 1 | 1 | 2 | -2 | L |
| 10/15 | @ BAL | 2 | 1 | 3 | 0 | 2 | 2 | 1 | W |
| 10/22 | vs CAR | 2 | 1 | 3 | 0 | 0 | 0 | 3 | W |
| 10/29 | @ NO | 0 | 2 | 2 | 1 | 0 | 1 | 1 | L |
| 11/12 | vs GB | 0 | 0 | 0 | 0 | 1 | 1 | -1 | L |
| 11/19 | vs DET | 0 | 1 | 1 | 0 | 1 | 1 | 0 | L |
| 11/26 | @ PHI | 0 | 3 | 3 | 2 | 0 | 2 | 1 | L |
| 12/3 | vs SF | 1 | 0 | 1 | 0 | 0 | 0 | 1 | L |
| 12/10 | @ CIN | 1 | 1 | 2 | 0 | 0 | 0 | 2 | W |
| 12/16 | @ DET | | | | | | | | |
| 12/24 | vs CLE | | | | | | | | |
| 12/31 | @ MIN | | | | | | | | |
| Totals | | 6 | 12 | 18 | 9 | 10 | 19 | -1 | 4-9 |



STATISTICS

CHICAGO BEARS 2017 SCORING DRIVES

| DATE | OPPONENT | OBTAINED | SCORING PLAY | PAT | NET | | DRIVE | SCORE | | TIME | | |
|---------------|----------|-------------|---|----------------|------------|-------------|-------|---------|-----|-------|------|---|
| | | | | | PLAYS | YARDS | TIME | CHI-OPP | QTR | | LEFT | # |
| 9/10/17 | ATL | Punt | C.Barth 54 yd. FG | | 10 | 41 | 4:24 | 3-3 | 2 | 14:55 | 1 | |
| 9/10/17 | ATL | Kickoff | J.Howard 4 yd. run | C.Barth kick | 7 | 75 | 4:15 | 10-10 | 2 | 0:14 | 2 | |
| 9/10/17 | ATL | Kickoff | T.Cohen 19 yd. pass from M.Glennon | C.Barth kick | 9 | 75 | 4:29 | 17-20 | 4 | 7:26 | 3 | |
| 9/17/17 | at TB | Punt | D.Thompson 14 yd. pass from M.Glennon | | 7 | 62 | 2:07 | 7-29 | 4 | 1:43 | 4 | |
| 9/24/17 | PIT | Muffed Punt | J.Howard 3 yd. run | C.Barth kick | 6 | 29 | 3:24 | 7-0 | 1 | 9:09 | 5 | |
| 9/24/17 | PIT | Kickoff | A.Shaheen 2 yd. pass from M.Glennon | C.Barth kick | 9 | 75 | 4:59 | 14-7 | 2 | 0:43 | 6 | |
| 9/24/17 | PIT | Fumble | C.Barth 24 yd. FG | | 1 | -4 | 0:00 | 17-7 | 2 | 0:00 | 7 | |
| 9/24/17 | PIT | Kickoff | J.Howard 19 yd. run | | 4 | 74 | 1:33 | 23-17 | OT | 8:27 | 8 | |
| 9/28/17 | at GB | Punt | K.Wright 5 yd. pass from M.Glennon | C.Barth kick | 7 | 72 | 1:33 | 7-21 | 2 | 0:08 | 9 | |
| 9/28/17 | at GB | Kickoff | J.Howard 3 yd. run | C.Barth kick | 15 | 75 | 8:53 | 14-35 | 4 | 6:01 | 10 | |
| 10/9/17 | MIN | Kickoff | B.Cunningham 38 yd. pass from P.O'Donnell | C.Barth kick | 7 | 75 | 2:53 | 9-10 | 3 | 5:23 | 11 | |
| 10/9/17 | MIN | Kickoff | Z.Miller 20 yd. pass from M.Trubisky | M.Trubisky run | 11 | 79 | 6:07 | 17-17 | 4 | 12:24 | 12 | |
| 10/15/17 | at BAL | FG | C.Barth 24 yd. FG | | 10 | 60 | 4:19 | 3-0 | 2 | 10:54 | 13 | |
| 10/15/17 | at BAL | INT | Z.Miller 21 yd. pass from T.Cohen | C.Barth kick | 2 | 20 | 0:43 | 10-0 | 2 | 2:53 | 14 | |
| 10/15/17 | at BAL | Kickoff | D.Sims 27 yd. pass from M.Trubisky | C.Barth kick | 7 | 66 | 3:41 | 17-3 | 3 | 6:01 | 15 | |
| 10/15/17 | at BAL | Punt | C.Barth 40 yd. FG | | 8 | 71 | 5:40 | 27-24 | OT | 0:00 | 16 | |
| 10/22/17 | CAR | Kickoff | C.Barth 19 yd. FG | | 5 | 74 | 2:08 | 17-3 | 2 | 1:10 | 17 | |
| 10/29/17 | at NO | Punt | C.Barth 27 yd. FG | | 10 | 67 | 5:25 | 3-7 | 2 | 14:52 | 18 | |
| 10/29/17 | at NO | Punt | C.Barth 44 yd. FG | | 8 | 72 | 3:31 | 6-14 | 3 | 5:42 | 19 | |
| 10/29/17 | at NO | Fumble | T.Cohen 1 yd. run | pass failed | 10 | 72 | 3:34 | 12-17 | 4 | 3:58 | 20 | |
| 11/12/17 | GB | Kickoff | C.Barth 45 yd. FG | | 8 | 53 | 5:05 | 3-3 | 1 | 2:15 | 21 | |
| 11/12/17 | GB | Punt | C.Barth 44 yd. FG | | 10 | 39 | 1:37 | 6-10 | 2 | 0:00 | 22 | |
| 11/12/17 | GB | Kickoff | J.Bellamy 46 yd. pass from M.Trubisky | C.Barth kick | 4 | 70 | 2:30 | 13-16 | 4 | 10:39 | 23 | |
| 11/12/17 | GB | Kickoff | C.Barth 49 yd. FG | | 8 | 49 | 2:10 | 16-23 | 4 | 3:19 | 24 | |
| 11/19/17 | DET | Kickoff | C.Barth 23 yd. FG | | 13 | 70 | 6:39 | 3-0 | 1 | 8:21 | 25 | |
| 11/19/17 | DET | Fumble | A.Shaheen 1 yd. pass from M.Trubisky | C.Barth kick | 3 | 55 | 1:23 | 10-0 | 1 | 3:23 | 26 | |
| 11/19/17 | DET | Kickoff | J.Howard 12 yd. run | C.Barth kick | 8 | 78 | 5:30 | 17-7 | 2 | 8:30 | 27 | |
| 11/19/17 | DET | Kickoff | T.Cohen 15 yd. run | C.Barth kick | 8 | 78 | 4:59 | 24-24 | 4 | 5:02 | 28 | |
| 11/26/17 | at PHI | Kickoff | C.Santos 38 yd. FG | | 10 | 36 | 6:20 | 3-24 | 3 | 8:40 | 29 | |
| 12/3/17 | SF | INT | D.Inman 8 yd. pass from M.Trubisky | C.Santos kick | 8 | 59 | 4:31 | 7-3 | 1 | 0:10 | 30 | |
| 12/10/17 | at CIN | Punt | J.Howard 21 yd. run | kick failed | 4 | 51 | 1:06 | 6-0 | 1 | 11:00 | 31 | |
| 12/10/17 | at CIN | Kickoff | M.Nugent 34 yd. FG | | 10 | 73 | 4:37 | 9-7 | 2 | 12:38 | 32 | |
| 12/10/17 | at CIN | Punt | M.Nugent 27 yd. FG | | 15 | 86 | 8:11 | 12-7 | 2 | 1:46 | 33 | |
| 12/10/17 | at CIN | Punt | M.Trubisky 4 yd. run | M.Nugent kick | 9 | 76 | 5:15 | 19-7 | 3 | 4:54 | 34 | |
| 12/10/17 | at CIN | INT | A.Shaheen 1 yd. pass from M.Trubisky | M.Nugent kick | 7 | 43 | 3:23 | 26-7 | 4 | 14:52 | 35 | |
| 12/10/17 | at CIN | Fumble | J.Howard 8 yd. run | M.Nugent kick | 7 | 80 | 4:13 | 33-7 | 4 | 9:18 | 36 | |
| | | | | | | | | | | | 37 | |
| | | | | | | | | | | | 38 | |
| | | | | | | | | | | | 39 | |
| | | | | | | | | | | | 40 | |
| | | | | | | | | | | | 41 | |
| | | | | | | | | | | | 42 | |
| | | | | | | | | | | | 43 | |
| | | | | | | | | | | | 44 | |
| | | | | | | | | | | | 45 | |
| | | | | | | | | | | | 46 | |
| | | | | | | | | | | | 47 | |
| | | | | | | | | | | | 48 | |
| | | | | | | | | | | | 49 | |
| | | | | | | | | | | | 50 | |
| | | | | | | | | | | | 51 | |
| | | | | | | | | | | | 52 | |
| | | | | | | | | | | | 53 | |
| | | | | | | | | | | | 54 | |
| | | | | | | | | | | | 55 | |
| | | | | | | | | | | | 56 | |
| | | | | | | | | | | | 57 | |
| | | | | | | | | | | | 58 | |
| | | | | | | | | | | | 59 | |
| | | | | | | | | | | | 60 | |
| TOTALS | | | | | 285 | 2226 | | | | | | |



CHICAGO BEARS GAME RELEASE

STATISTICS

OPPONENTS 2017 SCORING DRIVES

| DATE | OPPONENT | OBTAINED | SCORING PLAY | PAT | PLAYS | NET YARDS | DRIVE TIME | SCORE CHI-OPP | QTR | LEFT | TIME # |
|---------------|----------|-----------|--|----------------|------------|-------------|------------|---------------|-----|-------|--------|
| 9/10/17 | ATL | Kickoff | M.Bryant 48 yd. FG | | 11 | 62 | 7:04 | 0-3 | 1 | 7:56 | 1 |
| 9/10/17 | ATL | Punt | D.Freeman 5 yd. run | M.Bryant kick | 11 | 83 | 6:59 | 3-10 | 2 | 4:29 | 2 |
| 9/10/17 | ATL | Punt | M.Bryant 28 yd. FG | | 13 | 76 | 6:29 | 10-13 | 3 | 2:10 | 3 |
| 9/10/17 | ATL | Punt | A.Hooper 88 yd. pass from M.Ryan | M.Bryant kick | 3 | 95 | 0:59 | 10-20 | 4 | 11:55 | 4 |
| 9/10/17 | ATL | Kickoff | M.Bryant 37 yd. FG | | 9 | 56 | 4:02 | 17-23 | 4 | 3:24 | 5 |
| 9/17/17 | at TB | Kickoff | N.Folk 42 yd. FG | | 13 | 51 | 6:02 | 0-3 | 1 | 8:58 | 6 |
| 9/17/17 | at TB | Fumble | M.Evans 13 yd. pass from J.Winston | N.Folk kick | 1 | 13 | 0:05 | 10-10 | 1 | 0:10 | 7 |
| 9/17/17 | at TB | Fumble | J.Rodgers 1 yd. run | N.Folk kick | 9 | 35 | 3:56 | 0-17 | 2 | 7:30 | 8 |
| 9/17/17 | at TB | Punt | N.Folk 50 yd. FG | | 8 | 48 | 1:04 | 0-26 | 2 | 0:00 | 9 |
| 9/17/17 | at TB | Punt | N.Folk 23 yd. FG | | 16 | 87 | 8:36 | 0-29 | 4 | 12:26 | 10 |
| 9/24/17 | PIT | Punt | A.Brown 7 yd. pass from B.Roethlisberger | C.Boswell kick | 13 | 77 | 7:11 | 7-7 | 2 | 5:42 | 11 |
| 9/24/17 | PIT | Fumble | L.Bell 1 yd. run | C.Boswell kick | 6 | 16 | 2:42 | 17-14 | 3 | 6:43 | 12 |
| 9/24/17 | PIT | INT | C.Boswell 32 yd. FG | | 4 | 7 | 0:54 | 17-17 | 4 | 8:03 | 13 |
| 9/28/17 | at GB | Kickoff | D.Adams 5 yd. pass from A.Rodgers | M.Crosby kick | 10 | 75 | 5:11 | 0-7 | 1 | 9:49 | 14 |
| 9/28/17 | at GB | Fumble | R.Cobb 2 yd. Pass from A.Rodgers | M.Crosby kick | 3 | 3 | 0:45 | 0-14 | 1 | 8:56 | 15 |
| 9/28/17 | at GB | INT | A.Jones 2 yd. run | M.Crosby kick | 2 | 60 | 0:45 | 0-21 | 2 | 4:48 | 16 |
| 9/28/17 | at GB | Missed FG | J.Nelson 4 yd. pass from A.Rodgers | M.Crosby kick | 13 | 63 | 7:43 | 7-28 | 3 | 4:09 | 17 |
| 9/28/17 | at GB | INT | J.Nelson 8 yd. pass from A.Rodgers | M.Crosby kick | 6 | 42 | 2:51 | 7-35 | 4 | 14:54 | 18 |
| 10/9/17 | MIN | Fumble | K.Forbath 26 yd. FG | | 4 | 5 | 1:26 | 2-3 | 2 | 1:02 | 19 |
| 10/9/17 | MIN | Kickoff | K.Rudolph 13 yd. pass from C.Keenum | K.Forbath kick | 13 | 75 | 6:44 | 2-10 | 3 | 8:16 | 20 |
| 10/9/17 | MIN | Kickoff | J.McKinnon 38 yd. run | K.Forbath kick | 5 | 82 | 1:52 | 9-17 | 3 | 3:31 | 21 |
| 10/9/17 | MIN | INT | K.Forbath 26 yd. FG | | 6 | 20 | 2:08 | 17-20 | 4 | 0:12 | 22 |
| 10/15/17 | at BAL | Punt | J.Tucker 27 yd. FG | | 12 | 55 | 1:37 | 10-3 | 2 | 0:03 | 23 |
| 10/15/17 | at BAL | Fumble | J.Tucker 31 yd. FG | | 10 | 26 | 3:58 | 17-13 | 4 | 11:26 | 24 |
| 10/15/17 | at BAL | Kickoff | J.Tucker 50 yd. FG | | 10 | 44 | 2:12 | 24-16 | 4 | 2:56 | 25 |
| 10/22/17 | CAR | Kickoff | G.Gano 36 yd. FG | | 16 | 56 | 9:10 | 14-3 | 2 | 3:18 | 26 |
| 10/29/17 | at NO | Kickoff | A.Kamara 8 yd. run | W.Lutz kick | 7 | 81 | 3:52 | 0-7 | 1 | 11:08 | 27 |
| 10/29/17 | at NO | Kickoff | M.Ingram 1 yd. run | W.Lutz kick | 8 | 80 | 4:30 | 3-14 | 2 | 3:41 | 28 |
| 10/29/17 | at NO | Punt | W.Lutz 45 yd. FG | | 7 | 26 | 2:26 | 6-17 | 4 | 12:54 | 29 |
| 10/29/17 | at NO | Downs | W.Lutz 49 yd. FG | | 4 | 7 | 0:16 | 12-20 | 4 | 1:35 | 30 |
| 11/12/17 | GB | Punt | M.Crosby 40 yd. FG | | 11 | 70 | 4:37 | 0-3 | 1 | 7:20 | 31 |
| 11/12/17 | GB | Punt | T.Montgomery 37 yd. run | M.Crosby kick | 3 | 79 | 1:43 | 3-10 | 2 | 11:41 | 32 |
| 11/12/17 | GB | Kickoff | M.Crosby 24 yd. FG | | 10 | 40 | 4:44 | 6-13 | 3 | 10:16 | 33 |
| 11/12/17 | GB | Punt | M.Crosby 50 yd. FG | | 10 | 26 | 4:20 | 6-16 | 4 | 13:09 | 34 |
| 11/12/17 | GB | Kickoff | D.Adams 19 yd. pass from B.Hundley | M.Crosby kick | 8 | 75 | 5:10 | 13-23 | 4 | 5:29 | 35 |
| 11/19/17 | DET | Kickoff | M.Jones 28 yd. pass from M.Stafford | M.Prater kick | 7 | 86 | 3:13 | 17-14 | 2 | 5:17 | 36 |
| 11/19/17 | DET | Punt | A.Abdullah 2 yd. pass from M.Stafford | M.Prater kick | 8 | 72 | 3:15 | 17-21 | 2 | 0:20 | 37 |
| 11/19/17 | DET | Punt | M.Prater 27 yd. FG | | 12 | 54 | 7:05 | 17-24 | 4 | 5:02 | 38 |
| 11/19/17 | DET | Kickoff | M.Prater 52 yd. FG | | 9 | 42 | 3:27 | 24-27 | 4 | 1:35 | 39 |
| 11/26/17 | at PHI | Punt | Z.Ertz 17 yd. pass from C.Wentz | J.Elliott kick | 8 | 44 | 3:36 | 0-7 | 1 | 6:04 | 40 |
| 11/26/17 | at PHI | Missed FG | N.Agholor 15 yd. pass from C.Wentz | J.Elliott kick | 9 | 56 | 5:27 | 0-14 | 2 | 10:52 | 41 |
| 11/26/17 | at PHI | Punt | J.Elliott 45 yd. FG | | 5 | 18 | 2:29 | 0-17 | 2 | 6:52 | 42 |
| 11/26/17 | at PHI | Punt | A.Jeffery 8 yd. pass from C.Wentz | J.Elliott kick | 13 | 69 | 4:33 | 0-24 | 2 | 0:05 | 43 |
| 11/26/17 | at PHI | Punt | N.Agholor fumble recovery in end zone | J.Elliott kick | 6 | 73 | 2:25 | 3-31 | 4 | 13:37 | 44 |
| 12/3/17 | SF | Kickoff | R.Gould 33 yd. FG | | 14 | 60 | 6:48 | 0-3 | 1 | 8:12 | 45 |
| 12/3/17 | SF | Kickoff | R.Gould 28 yd. FG | | 7 | 66 | 3:13 | 7-6 | 2 | 11:57 | 46 |
| 12/3/17 | SF | Kickoff | R.Gould 35 yd. FG | | 11 | 58 | 5:25 | 14-9 | 2 | 0:24 | 47 |
| 12/3/17 | SF | Punt | R.Gould 34 yd. FG | | 16 | 70 | 8:19 | 14-12 | 3 | 1:57 | 48 |
| 12/3/17 | SF | Punt | R.Gould 24 yd. FG | | 14 | 86 | 5:23 | 14-15 | 4 | 0:04 | 49 |
| 12/10/17 | at CIN | Punt | B.LaFell 14 yd. pass from A.Dalton | R.Bullock kick | 7 | 72 | 3:59 | 6-7 | 1 | 2:15 | 50 |
| | | | | | | | | | | | 51 |
| | | | | | | | | | | | 52 |
| | | | | | | | | | | | 53 |
| | | | | | | | | | | | 54 |
| | | | | | | | | | | | 55 |
| | | | | | | | | | | | 56 |
| | | | | | | | | | | | 57 |
| | | | | | | | | | | | 58 |
| | | | | | | | | | | | 59 |
| | | | | | | | | | | | 60 |
| TOTALS | | | | | 441 | 2722 | | | | | |



STATISTICS

CHICAGO BEARS 2017 BIG PASSING PLAYS

| BEARS COMPLETIONS OF 20 OR MORE YARDS | | | | | | OPPONENT COMPLETIONS OF 20 OR MORE YARDS | | | | | | |
|---------------------------------------|----------|-----|-----------|------------|-------|--|-------|----------------|----------------|-----|----------|----------|
| DATE | OPPONENT | QTR | PASSER | RECEIVER | YARDS | # | YARDS | RECEIVER | PASSER | QTR | OPPONENT | DATE |
| 10/22/17 | CAR | 2 | Trubisky | Cohen | 70 | 1 | 88t | Hooper | Ryan | 4 | ATL | 9/10/17 |
| 11/12/17 | GB | 4 | Trubisky | Bellamy | 46t | 2 | 58 | Nelson | Rodgers | 2 | at GB | 9/28/17 |
| 10/29/17 | at NO | 1 | Trubisky | McBride | 45 | 3 | 54 | Coleman | Brees | 1 | at NO | 10/29/17 |
| 10/9/17 | MIN | 3 | O'Donnell | Cunningham | 38t | 4 | 53 | Ginn | Brees | 4 | at NO | 10/29/17 |
| 12/10/17 | at CIN | 2 | Trubisky | Bellamy | 36 | 5 | 42 | Adams | Hundley | 4 | GB | 11/12/17 |
| 11/19/17 | DET | 4 | Trubisky | Inman | 32 | 6 | 40 | Golladay | Stafford | 2 | DET | 11/19/17 |
| 11/12/17 | GB | 1 | Trubisky | Shaheen | 31 | 7 | 40 | Hooper | Ryan | 4 | ATL | 9/10/17 |
| 9/28/17 | at GB | 2 | Glennon | Miller | 29 | 8 | 38 | Cobb | Hundley | 1 | GB | 11/12/17 |
| 10/15/17 | at BAL | 3 | Trubisky | Sims | 27t | 9 | 37 | Benjamin | Newton | 2 | CAR | 10/22/17 |
| 11/12/17 | GB | 2 | Trubisky | Inman | 26 | 10 | 34 | Kamara | Brees | 4 | at NO | 10/29/17 |
| 10/29/17 | at NO | 2 | Trubisky | McBride | 25 | 11 | 33 | Green | Dalton | 4 | at CIN | 12/10/17 |
| 10/22/17 | CAR | 1 | Trubisky | Miller | 24 | 12 | 33 | Taylor | Garoppolo | 4 | SF | 12/3/17 |
| 11/19/17 | DET | 1 | Trubisky | Shaheen | 22 | 13 | 28t | Jones | Stafford | 2 | DET | 11/19/17 |
| 10/29/17 | at NO | 3 | Trubisky | McBride | 22 | 14 | 27 | Bernard | McCarron | 4 | at CIN | 12/10/17 |
| 9/10/17 | ATL | 2 | Glennon | Sims | 22 | 15 | 26 | Ebron | Stafford | 4 | DET | 11/19/17 |
| 9/28/17 | at GB | 3 | Glennon | Wright | 22 | 16 | 26 | Bennett | Rodgers | 1 | at GB | 9/28/17 |
| 10/15/17 | at BAL | 2 | Cohen | Miller | 21t | 17 | 26 | Cobb | Rodgers | 3 | at GB | 9/28/17 |
| 12/3/17 | SF | 4 | Trubisky | Cohen | 21 | 18 | 25 | Jones | Ryan | 2 | ATL | 9/10/17 |
| 10/9/17 | MIN | 4 | Trubisky | Miller | 20t | 19 | 25 | Smith-Schuster | Roethlisberger | 4 | PIT | 9/24/17 |
| 9/17/17 | at TB | 4 | Glennon | Thompson | 20 | 20 | 24 | Jones | Stafford | 2 | DET | 11/19/17 |
| | | | | | | 21 | 23 | Brown | Roethlisberger | 2 | PIT | 9/24/17 |
| | | | | | | 22 | 23 | Thomas | Brees | 3 | at NO | 10/29/17 |
| | | | | | | 23 | 22 | Celek | Garoppolo | 2 | SF | 12/3/17 |
| | | | | | | 24 | 22 | Ertz | Wentz | 3 | at PHI | 11/26/17 |
| | | | | | | 25 | 22 | Brown | Roethlisberger | 2 | PIT | 9/24/17 |
| | | | | | | 26 | 22 | Thomas | Brees | 4 | at NO | 10/29/17 |
| | | | | | | 27 | 21 | Jackson | Winston | 2 | at TB | 9/17/17 |
| | | | | | | 28 | 20 | Goodwin | Garoppolo | 1 | SF | 12/3/17 |
| | | | | | | 29 | 20 | Coleman | Ryan | 3 | ATL | 9/10/17 |
| | | | | | | 30 | 20 | Funchess | Newton | 2 | CAR | 10/22/17 |
| | | | | | | 31 | 20 | McCaffery | Newton | 3 | CAR | 10/22/17 |
| | | | | | | 32 | 20 | Samuel | Newton | 3 | CAR | 10/22/17 |
| | | | | | | 33 | | | | | | |
| | | | | | | 34 | | | | | | |
| | | | | | | 35 | | | | | | |
| | | | | | | 36 | | | | | | |
| | | | | | | 37 | | | | | | |
| | | | | | | 38 | | | | | | |
| | | | | | | 39 | | | | | | |
| | | | | | | 40 | | | | | | |
| | | | | | | 41 | | | | | | |
| | | | | | | 42 | | | | | | |
| | | | | | | 43 | | | | | | |
| | | | | | | 44 | | | | | | |
| | | | | | | 45 | | | | | | |
| | | | | | | 46 | | | | | | |
| | | | | | | 47 | | | | | | |
| | | | | | | 48 | | | | | | |
| | | | | | | 49 | | | | | | |
| | | | | | | 50 | | | | | | |
| | | | | | | 51 | | | | | | |
| | | | | | | 52 | | | | | | |
| | | | | | | 53 | | | | | | |
| | | | | | | 54 | | | | | | |
| | | | | | | 55 | | | | | | |
| | | | | | | 56 | | | | | | |
| | | | | | | 57 | | | | | | |
| | | | | | | 58 | | | | | | |
| | | | | | | 59 | | | | | | |
| | | | | | | 60 | | | | | | |



STATISTICS

CHICAGO BEARS 2017 BIG RUSHING PLAYS

| BEARS RUSHES OF 10 OR MORE YARDS | | | | | | OPPONENT RUSHES OF 10 OR MORE YARDS | | | | | |
|----------------------------------|----------|-----|------------|-------|----|-------------------------------------|------------|-----|----------|----------|--|
| DATE | OPPONENT | QTR | RUSHER | YARDS | # | YARDS | RUSHER | QTR | OPPONENT | DATE | |
| 10/15/17 | at BAL | OT | Howard | 53 | 1 | 58t | McKinnon | 3 | MIN | 10/9/17 | |
| 11/19/17 | DET | 1 | Howard | 50 | 2 | 37t | Montgomery | 2 | GB | 11/12/17 | |
| 10/29/17 | at NO | 3 | Howard | 50 | 3 | 30 | Aiyai | 4 | at PHI | 11/26/17 | |
| 10/29/17 | at NO | 4 | Trubisky | 46 | 4 | 30 | Collins | 2 | at BAL | 10/15/17 | |
| 9/10/17 | ATL | 2 | Cohen | 46 | 5 | 22 | Blount | 2 | at PHI | 11/26/17 | |
| 9/24/17 | PIT | OT | Cohen | 36 | 6 | 22 | Keenum | 4 | MIN | 10/9/17 | |
| 12/10/17 | at CIN | 4 | Cohen | 29 | 7 | 21 | Bernard | 1 | at CIN | 12/10/17 | |
| 9/24/17 | PIT | 2 | Cohen | 26 | 8 | 18 | Ingram | 2 | at NO | 10/29/17 | |
| 11/12/17 | GB | 2 | Howard | 25 | 9 | 18 | Hyde | 4 | SF | 12/3/17 | |
| 12/10/17 | at CIN | 1 | Howard | 21t | 10 | 17 | Hundley | 4 | GB | 11/12/17 | |
| 9/24/17 | PIT | OT | Howard | 19t | 11 | 16 | Wentz | 2 | at PHI | 11/26/17 | |
| 11/19/17 | DET | 4 | Trubisky | 19 | 12 | 14 | Hyde | 2 | SF | 12/3/17 | |
| 10/15/17 | at BAL | 2 | Trubisky | 19 | 13 | 14 | Barber | 3 | at TB | 9/17/17 | |
| 12/10/17 | at CIN | 2 | Cohen | 19 | 14 | 14 | Newton | 1 | CAR | 10/22/17 | |
| 9/10/17 | ATL | 3 | Cohen | 18 | 15 | 13 | Blount | 1 | at PHI | 11/26/17 | |
| 9/24/17 | PIT | OT | Howard | 18 | 16 | 13 | Ryan | 1 | ATL | 9/10/17 | |
| 9/24/17 | PIT | 3 | Howard | 17 | 17 | 13 | Bell | 4 | PIT | 9/24/17 | |
| 11/19/17 | DET | 4 | Howard | 16 | 18 | 13 | Stewart | 2 | CAR | 10/22/17 | |
| 9/28/17 | at GB | 2 | Howard | 16 | 19 | 12 | Allen | 2 | at BAL | 10/15/17 | |
| 12/10/17 | at CIN | 1 | Howard | 16 | 20 | 12 | Newton | 3 | CAR | 10/22/17 | |
| 12/10/17 | at CIN | 3 | Howard | 16 | 21 | 12 | Ingram | 4 | at NO | 10/29/17 | |
| 11/19/17 | DET | 4 | Cohen | 15t | 22 | 11 | Abdullah | 1 | DET | 11/19/17 | |
| 9/10/17 | ATL | 1 | Cohen | 15 | 23 | 11 | Allen | 4 | at BAL | 10/15/17 | |
| 9/24/17 | PIT | 3 | Howard | 15 | 24 | 11 | Montgomery | 1 | at GB | 9/28/17 | |
| 12/3/17 | SF | 1 | Howard | 14 | 25 | 11 | Jones | 3 | at GB | 9/28/17 | |
| 11/12/17 | GB | 1 | Howard | 14 | 26 | 11 | Thielen | 3 | MIN | 10/9/17 | |
| 12/10/17 | at CIN | 3 | Howard | 14 | 27 | 10 | Bernard | 2 | at CIN | 12/10/17 | |
| 12/10/17 | at CIN | 3 | Howard | 14 | 28 | 10 | Riddick | 3 | DET | 11/19/17 | |
| 9/24/17 | PIT | 1 | Howard | 13 | 29 | 10 | Rodgers | 3 | at TB | 9/17/17 | |
| 9/24/17 | PIT | 2 | Howard | 13 | 30 | 10 | Stewart | 2 | CAR | 10/22/17 | |
| 10/9/17 | MIN | 3 | Trubisky | 13 | 31 | 10 | Kamara | 2 | at NO | 10/29/17 | |
| 10/9/17 | MIN | 3 | Howard | 13 | 32 | | | | | | |
| 11/19/17 | DET | 2 | Howard | 12t | 33 | | | | | | |
| 11/19/17 | DET | 4 | Howard | 12 | 34 | | | | | | |
| 9/28/17 | at GB | 4 | Cunningham | 12 | 35 | | | | | | |
| 11/26/17 | at PHI | 4 | Trubisky | 11 | 36 | | | | | | |
| 10/22/17 | CAR | 4 | Howard | 11 | 37 | | | | | | |
| 10/15/17 | at BAL | 3 | Howard | 11 | 38 | | | | | | |
| 10/9/17 | MIN | 1 | Howard | 11 | 39 | | | | | | |
| 9/10/17 | ATL | 1 | Howard | 11 | 40 | | | | | | |
| 9/24/17 | PIT | 1 | Howard | 11 | 41 | | | | | | |
| 12/10/17 | at CIN | 4 | Cohen | 11 | 42 | | | | | | |
| 11/19/17 | DET | 1 | Trubisky | 10 | 43 | | | | | | |
| 11/19/17 | DET | 1 | Cohen | 10 | 44 | | | | | | |
| 12/10/17 | at CIN | 1 | Howard | 10 | 45 | | | | | | |
| 12/10/17 | at CIN | 3 | Howard | 10 | 46 | | | | | | |
| | | | | | 47 | | | | | | |
| | | | | | 48 | | | | | | |
| | | | | | 49 | | | | | | |
| | | | | | 50 | | | | | | |
| | | | | | 51 | | | | | | |
| | | | | | 52 | | | | | | |
| | | | | | 53 | | | | | | |
| | | | | | 54 | | | | | | |
| | | | | | 55 | | | | | | |
| | | | | | 56 | | | | | | |
| | | | | | 57 | | | | | | |
| | | | | | 58 | | | | | | |
| | | | | | 59 | | | | | | |
| | | | | | 60 | | | | | | |



STATISTICS

CHICAGO BEARS 2017 BIG RETURN PLAYS

| BEARS INTERCEPTION RETURNS OF 20 OR MORE YARDS | | | | | | OPPONENT INTERCEPTION RETURNS OF 20 OR MORE YARDS | | | | | | |
|--|----------|-----|------------|----------|-------|---|-------|-----------|------------|-----|----------|----------|
| DATE | OPPONENT | QTR | PASSER | RETURNER | YARDS | # | YARDS | RETURNER | PASSER | QTR | OPPONENT | DATE |
| 10/15/17 | at BAL | 4 | Flacco | Amos | 90t | 1 | 59 | Graham | Trubisky | 4 | at PHI | 11/26/17 |
| 10/22/17 | CAR | 2 | Newton | Jackson | 76t | 2 | 47t | McClain | Glennon | 2 | at TB | 9/17/17 |
| 10/15/17 | at BAL | 2 | Flacco | Callahan | 52 | 3 | 25 | Lattimore | Trubisky | 4 | at NO | 10/29/17 |
| | | | | | | 4 | 22 | Alexander | Glennon | 1 | at TB | 9/17/17 |
| | | | | | | 5 | | | | | | |
| | | | | | | 6 | | | | | | |
| | | | | | | 7 | | | | | | |
| | | | | | | 8 | | | | | | |
| | | | | | | 9 | | | | | | |
| | | | | | | 10 | | | | | | |
| BEARS FUMBLE RETURNS OF 20 OR MORE YARDS | | | | | | OPPONENT FUMBLE RETURNS OF 20 OR MORE YARDS | | | | | | |
| DATE | OPPONENT | QTR | FUMBLED BY | RETURNER | YARDS | # | YARDS | RETURNER | FUMBLED BY | QTR | OPPONENT | DATE |
| 10/22/17 | CAR | 1 | Newton | Jackson | 75t | 1 | 27t | Hayden | Trubisky | 2 | DET | 11/19/17 |
| 9/17/17 | at TB | 3 | Sims III | Floyd | 21 | 2 | | | | | | |
| | | | | | | 3 | | | | | | |
| | | | | | | 4 | | | | | | |
| | | | | | | 5 | | | | | | |
| BEARS PUNT RETURNS OF 20 OR MORE YARDS | | | | | | OPPONENT PUNT RETURNS OF 20 OR MORE YARDS | | | | | | |
| DATE | OPPONENT | QTR | | RETURNER | YARDS | # | YARDS | RETURNER | | QTR | OPPONENT | DATE |
| 12/3/17 | SF | 2 | | Cohen | 61t | 1 | 77t | Campanaro | | 4 | at BAL | 10/15/17 |
| 10/15/17 | at BAL | 3 | | Cohen | 21 | 2 | 21 | Sherels | | 2 | MIN | 10/9/17 |
| | | | | | | 3 | | | | | | |
| | | | | | | 4 | | | | | | |
| | | | | | | 5 | | | | | | |
| | | | | | | 6 | | | | | | |
| | | | | | | 7 | | | | | | |
| | | | | | | 8 | | | | | | |
| | | | | | | 9 | | | | | | |
| | | | | | | 10 | | | | | | |
| BEARS KICKOFF RETURNS OF 30 OR MORE YARDS | | | | | | OPPONENT KICKOFF RETURNS OF 30 OR MORE YARDS | | | | | | |
| DATE | OPPONENT | QTR | | RETURNER | YARDS | # | YARDS | RETURNER | | QTR | OPPONENT | DATE |
| 10/29/17 | at NO | 4 | | Cohen | 46 | 1 | 96t | Rainey | | 3 | at BAL | 10/15/17 |
| 11/26/17 | at PHI | 3 | | Cohen | 39 | 2 | 34 | Davis | | 3 | GB | 11/12/17 |
| 10/15/17 | at BAL | 4 | | Cohen | 37 | 3 | 32 | Erickson | | 2 | at CIN | 12/10/17 |
| 11/12/17 | GB | 3 | | Cohen | 34 | 4 | 30 | Bolden | | 1 | SF | 12/3/17 |
| 11/19/17 | DET | 1 | | Cohen | 30 | 5 | | | | | | |
| | | | | | | 6 | | | | | | |
| | | | | | | 7 | | | | | | |
| | | | | | | 8 | | | | | | |
| | | | | | | 9 | | | | | | |
| | | | | | | 10 | | | | | | |



CHICAGO BEARS GAME RELEASE

STATISTICS

2017 REPLAY CHALLENGES

R.A. = (Booth) Replay Assistant

| # | Date | Opponent | Quarter | Time on Clock | Line of Scrimmage | Original Play | Challenge by | Challenge Result | Play Result |
|----|----------|----------|---------|---------------|-------------------|--|--------------|------------------|--|
| 1 | 9/10/17 | ATL | 4 | 0:56 | ATL 42 | M.Glennon pass incomplete to D.Thompson | R.A. | Upheld | |
| 2 | 9/10/17 | ATL | 4 | 0:39 | ATL 28 | M.Glennon pass incomplete to T.Cohen | R.A. | Upheld | |
| 3 | 9/17/17 | at TB | 2 | 4:21 | CHI 41 | R.McClain 47 yd. INT return TD | R.A. | Upheld | |
| 4 | 9/17/17 | at TB | 3 | 8:26 | CHI 18 | C.Sims III fumbles, recovered by L.Floyd | R.A. | Upheld | |
| 5 | 9/24/17 | PIT | 2 | 0:06 | CHI 18 | M.Cooper fumbles OB in EZ, touchback | R.A. | Reversed | Penalty on PIT J.Berry, Illegal Bat enforced at PIT 1 |
| 6 | 9/24/17 | PIT | 3 | 9:34 | CHI 25 | J.Howard fumbles, recovered by R.Shazier | R.A. | Upheld | |
| 7 | 9/24/17 | PIT | OT | 9:14 | CHI 27 | T.Cohen ran OB at PIT 37 for 36 yds. | R.A. | Upheld | |
| 8 | 9/28/17 | at GB | 1 | 1:01 | GB 11 | J.Vogel punts 47 yds. To CHI 42, downed by J.Janis | GB | Upheld | |
| 9 | 9/28/17 | at GB | 3 | 9:52 | CHI 40 | A.Rodgers pass to M.Bennett for 8 yds. | CHI | Reversed | A.Rodgers pass to M.Bennett for 7 yds. |
| 10 | 10/9/17 | MIN | 3 | 5:45 | MIN 38 | M.Trubisky pass to M.Wheaton for 13 yds. | MIN | Reversed | M.Trubisky pass incomplete |
| 11 | 10/15/17 | at BAL | 3 | 6:06 | Kickoff | B.Rainey 96 yard return TD | R.A. | Upheld | |
| 12 | 10/15/17 | at BAL | 4 | 5:29 | CHI 30 | A.Amos 90 yd. INT return TD | R.A. | Upheld | |
| 13 | 10/22/17 | CAR | 2 | 1:18 | CAR 2 | M.Trubisky 2 yd. TD run | R.A. | Reversed | M.Trubisky 1 yd. run |
| 15 | 10/29/17 | at NO | 2 | 14:20 | NO 40 | A.Kamara fumbles, recovered by E.Goldman | R.A. | Reversed | A.Kamara 0 yd. run |
| 14 | 10/29/17 | at NO | 3 | 5:55 | NO 25 | Z.Miller 25 yd. TD pass from M.Trubisky | R.A. | Reversed | M.Trubisky pass incomplete |
| 16 | 10/29/17 | at NO | 4 | 15:00 | NO 44 | D.Brees pass incomplete | CHI | Upheld | |
| 17 | 11/12/17 | GB | 2 | 8:09 | GB 25 | M.Trubisky 23 yd. pass to B.Cunningham pushed ob | CHI | Reversed | B.Cunningham fumbles ball out of bounds in end zone. Touchback |
| 18 | 11/12/17 | at PHI | 2 | 3:11 | PHI 43 | A.Agholor 9 yd. pass from C.Wentz | PHI | Upheld | |
| 19 | 11/26/17 | at PHI | 4 | 2:22 | PHI 32 | M.Trubisky intercepted by R.Douglas | R.A. | Reversed | M.Trubisky pass incomplete |
| 20 | 12/3/17 | SF | 1 | 4:50 | SF 47 | J.Garoppolo intercepted by K.Fuller | R.A. | Upheld | |
| 21 | 12/3/17 | SF | 3 | 2:18 | CHI 16 | J.Garoppolo pass incomplete | SF | Upheld | |
| 22 | 12/3/17 | SF | 2 | 10:37 | CHI 25 | M.Trubisky 9 yd. run | CHI | Upheld | |
| 23 | 12/10/17 | at CIN | 1 | 13:22 | CIN 10 | A.Erickson 7 yd. pass from A.Dalton | CIN | Reversed | A.Erickson 9 yd. pass from A.Dalton |
| 24 | 12/10/17 | at CIN | 1 | 7:13 | CHI 30 | M.Trubisky, illegal forward pass | CHI | Upheld | |
| 25 | 12/10/17 | at CIN | 4 | 13:37 | CHI 42 | A.Green 20 yd. pass from A.Dalton. Pushed ob | CHI | Reversed | A.Green 20 yd. pass from A.Dalton. Fumbles, recovered by E.Jackson |
| 26 | 12/10/17 | at CIN | 4 | 9:25 | CIN 8 | J.Howard 8 yd. TD run | R.A. | Upheld | |

Bears All-time Challenges

| Year | Challenges | Reversed | Pct. |
|-------|------------|----------|-------|
| 2017 | 6 | 3 | 50.0% |
| 2016 | 6 | 2 | 33.3% |
| 2015 | 4 | 1 | 25.0% |
| 2014 | 2 | 1 | 50.0% |
| 2013 | 5 | 3 | 60.0% |
| 2012 | 4 | 1 | 25.0% |
| 2011 | 6 | 4 | 66.7% |
| 2010 | 6 | 1 | 16.7% |
| 2009 | 10 | 2 | 20.0% |
| 2008 | 10 | 4 | 40.0% |
| 2007 | 6 | 3 | 50.0% |
| 2006 | 9 | 3 | 33.3% |
| 2005 | 8 | 1 | 12.5% |
| 2004 | 10 | 4 | 40.0% |
| 2003 | 6 | 2 | 33.3% |
| 2002 | 5 | 3 | 60.0% |
| 2001 | 4 | 1 | 25.0% |
| 2000 | 5 | 2 | 40.0% |
| 1999 | 5 | 2 | 40.0% |
| TOTAL | 117 | 43 | 36.8% |

Opponent All-time Challenges

| Year | Challenges | Reversed | Pct. |
|-------|------------|----------|-------|
| 2017 | 5 | 2 | 40.0% |
| 2016 | 4 | 1 | 25.0% |
| 2015 | 8 | 5 | 62.5% |
| 2014 | 7 | 2 | 28.6% |
| 2013 | 4 | 2 | 50.0% |
| 2012 | 4 | 3 | 75.0% |
| 2011 | 11 | 6 | 54.5% |
| 2010 | 11 | 2 | 18.2% |
| 2009 | 6 | 2 | 33.3% |
| 2008 | 13 | 8 | 61.5% |
| 2007 | 9 | 4 | 44.4% |
| 2006 | 6 | 3 | 50.0% |
| 2005 | 8 | 2 | 25.0% |
| 2004 | 6 | 3 | 50.0% |
| 2003 | 6 | 0 | 0.0% |
| 2002 | 10 | 8 | 80.0% |
| 2001 | 3 | 1 | 33.3% |
| 2000 | 8 | 1 | 12.5% |
| 1999 | 4 | 0 | 0.0% |
| TOTAL | 133 | 55 | 41.4% |

Replay Assistant All-time Challenges

| Year | Challenges | Upheld in Bears favor | Reversed in Bears favor |
|-------|------------|-----------------------|-------------------------|
| 2017 | 15 | 4 | 2 |
| 2016 | 4 | 0 | 1 |
| 2015 | 15 | 3 | 4 |
| 2014 | 19 | 4 | 3 |
| 2013 | 16 | 7 | 0 |
| 2012 | 23 | 7 | 5 |
| 2011 | 7 | 2 | 0 |
| 2010 | 7 | 4 | 0 |
| 2009 | 1 | 0 | 0 |
| 2008 | 9 | 2 | 2 |
| 2007 | 9 | 2 | 2 |
| 2006 | 7 | 3 | 3 |
| 2005 | 1 | 1 | 0 |
| 2004 | 1 | 0 | 0 |
| 2003 | 4 | 2 | 1 |
| 2002 | 8 | 3 | 0 |
| 2001 | 7 | 4 | 1 |
| 2000 | 7 | 2 | 1 |
| 1999 | 8 | 2 | 0 |
| TOTAL | 168 | 52 | 25 |



STATISTICS

CHICAGO BEARS 2017 WEEK-BY-WEEK NFL RANKINGS

| OFFENSE | | | | | | | | | | |
|---------|------------------|-----------------|-----------------|----------------|---------------|-------------|--------------|------------|--|--|
| Week | Total Yds per GM | Rush Yds per GM | Pass Yds per GM | 1st DNs per GM | Points per GM | PCT had INT | Sacks per PA | 3rd DN EFF | | |
| 1 | 301.0 | 125.0 | 176.0 | 20.0 | 17.0 | 0.0% | 0.10 | 38.5% | | |
| | 16 | 8 | 211 | 12t | 20t | 1t | 22t | 15t | | |
| 2 | 305.5 | 72.5 | 233.0 | 19.5 | 12.0 | 2.4% | 0.06 | 44.4% | | |
| | 21 | 26 | 15t | 14t | 25t | 21t | 10t | 11 | | |
| 3 | 305.0 | 121.7 | 183.3 | 19.0 | 15.7 | 2.8% | 0.07 | 41.0% | | |
| | 21 | 8 | 27 | 17t | 28 | 19 | 15 | 11 | | |
| 4 | 306.3 | 117.5 | 188.8 | 19.3 | 15.3 | 3.6% | 0.06 | 41.2% | | |
| | 23 | 12 | 27 | 18t | 29 | 26 | 11 | 12 | | |
| 5 | 299.8 | 117.0 | 182.8 | 18.6 | 15.6 | 3.6% | 0.05 | 38.1% | | |
| | 27 | 12 | 28 | 20 | 30 | 28 | 8 | 17t | | |
| 6 | 306.8 | 136.0 | 170.8 | 18.5 | 17.5 | 3.3% | 0.07 | 36.3% | | |
| | 26 | 3 | 29 | 22t | 28t | 25 | 15 | 25 | | |
| 7 | 284.9 | 126.3 | 158.6 | 16.6 | 17.4 | 3.2% | 0.09 | 34.1% | | |
| | 30 | 7 | 31 | 30t | 26 | 25 | 22 | 28 | | |
| 8 | 287.6 | 130.1 | 157.5 | 16.6 | 16.8 | 3.2% | 0.09 | 36.1% | | |
| | 29 | 4 | 31 | 30 | 28 | 25 | 23 | 23 | | |
| 9 | 287.6 | 130.1 | 157.5 | 16.6 | 16.8 | 3.2% | 0.09 | 36.1% | | |
| | 29 | 6 | 32 | 30t | 27 | 26 | 23 | 23 | | |
| BYE | 291.6 | 121.8 | 169.8 | 16.3 | 16.7 | 2.7% | 0.09 | 35.2% | | |
| | 29 | 9 | 31 | 31 | 28t | 23 | 27 | 24t | | |
| 11 | 302.2 | 131.8 | 170.4 | 17.1 | 17.4 | 2.4% | 0.09 | 35.1% | | |
| | 26 | 5 | 31 | 28 | 27t | 17 | 25 | 27 | | |
| 12 | 287.5 | 120.4 | 167.1 | 16.4 | 16.1 | 2.8% | 0.08 | 34.0% | | |
| | 26 | 9 | 31 | 30 | 29 | 24 | 23 | 27 | | |
| 13 | 275.8 | 115.5 | 160.3 | 15.7 | 15.9 | 2.7% | 0.09 | 35.1% | | |
| | 32 | 12t | 32 | 32 | 30 | 22 | 24 | 28 | | |
| 14 | 291.6 | 124.5 | 167.2 | 16.7 | 17.2 | 2.5% | 0.08 | 35.2% | | |
| | 30 | 7 | 32 | 28t | 29 | 19 | 24 | 26 | | |
| 15 | | | | | | | | | | |
| 16 | | | | | | | | | | |
| 17 | | | | | | | | | | |

| SPECIAL TEAMS | | | | | |
|---------------|----------------|---------|-----------------|---------------|--|
| RETURNS | | | | | |
| Week | Punt Ret. Avg. | KR Avg. | Gross Punt Avg. | Net Punt Avg. | |
| 1 | 15.0 | 23.3 | 46.8 | 43.0 | |
| | 4 | 8 | 7 | 19 | |
| 2 | 11.0 | 22.6 | 51.5 | 41.4 | |
| | 7 | 12 | 2 | 14t | |
| 3 | 9.2 | 22.8 | 48.5 | 41.6 | |
| | 13 | 12 | 6 | 15 | |
| 4 | 7.8 | 23.4 | 48.6 | 42.6 | |
| | 12 | 9 | 4 | 9 | |
| 5 | 7.3 | 20.8 | 47.2 | 39.6 | |
| | 18 | 19 | 11 | 27 | |
| 6 | 8.1 | 20.8 | 47.1 | 37.5 | |
| | 16 | 18 | 9 | 30 | |
| 7 | 7.9 | 20.8 | 47.4 | 38.9 | |
| | 17 | 19 | 9 | 27 | |
| 8 | 7.4 | 22.1 | 48.2 | 39.7 | |
| | 17 | 13 | 6 | 26 | |
| 9 | 7.4 | 22.1 | 48.2 | 39.7 | |
| | 18 | 11 | 5 | 26 | |
| BYE | 7.5 | 21.9 | 48.2 | 39.7 | |
| | 19 | 12 | 5 | 25 | |
| 11 | 7.3 | 22.3 | 48.0 | 39.8 | |
| | 19 | 12 | 5 | 25 | |
| 12 | 7.3 | 21.8 | 47.4 | 39.7 | |
| | 19 | 14 | 6 | 24 | |
| 13 | 9.5 | 21.2 | 46.8 | 39.4 | |
| | 8 | 17 | 9 | 26 | |
| 14 | 9.1 | 21.2 | 46.8 | 39.6 | |
| | 14 | 17 | 9 | 26 | |
| 15 | | | | | |
| 16 | | | | | |
| 17 | | | | | |

| DEFENSE | | | | | | | | | | |
|---------|------------------|-----------------|-----------------|----------------|---------------|-------------|--------------|------------|--|--|
| Week | Total Yds per GM | Rush Yds per GM | Pass Yds per GM | 1st DNs per GM | Points per GM | PCT had INT | Sacks per PA | 3rd DN EFF | | |
| 1 | 372.0 | 64.0 | 308.0 | 18.0 | 23.0 | 0.0% | 0.06 | 45.5% | | |
| | 25 | 10t | 27 | 11 | 19t | 19t | 15 | 21 | | |
| 2 | 341.5 | 90.5 | 251.0 | 20.0 | 26.0 | 0.0% | 0.07 | 50.0% | | |
| | 25 | 15 | 24 | 20t | 28 | 24t | 19 | 26t | | |
| 3 | 321.7 | 83.7 | 238.0 | 19.7 | 23.0 | 0.0% | 0.07 | 45.9% | | |
| | 12 | 9 | 20 | 19t | 21t | 27t | 15 | 26 | | |
| 4 | 306.3 | 85.5 | 220.8 | 19.0 | 26.0 | 0.0% | 0.07 | 47.1% | | |
| | 8 | 6 | 15 | 13t | 27 | 29t | 18 | 30 | | |
| 5 | 305.0 | 100.2 | 204.8 | 18.6 | 24.8 | 0.0% | 0.08 | 45.5% | | |
| | 6 | 13 | 8 | 10t | 25t | 30t | 10 | 28 | | |
| 6 | 302.7 | 104.3 | 198.3 | 18.2 | 24.7 | 1.0% | 0.08 | 39.3% | | |
| | 6 | 15 | 8 | 8 | 25 | 29 | 12 | 17 | | |
| 7 | 301.3 | 104.9 | 196.4 | 18.4 | 21.6 | 1.7% | 0.09 | 39.4% | | |
| | 7 | 11 | 9 | 10t | 14 | 25 | 8 | 16 | | |
| 8 | 312.0 | 104.4 | 207.6 | 18.5 | 21.4 | 1.5% | 0.09 | 38.0% | | |
| | 8 | 12 | 10 | 12 | 14 | 26 | 9 | 15 | | |
| 9 | 312.0 | 104.4 | 207.6 | 18.5 | 21.4 | 1.5% | 0.09 | 38.0% | | |
| | 8 | 13 | 11 | 11 | 13 | 26 | 7 | 13 | | |
| 10 | 315.3 | 110.6 | 204.8 | 18.4 | 21.6 | 1.4% | 0.09 | 38.7% | | |
| | 9 | 15 | 10 | 10t | 13 | 28 | 6 | 13 | | |
| 11 | 319.0 | 106.0 | 213.0 | 18.6 | 22.1 | 1.3% | 0.09 | 38.1% | | |
| | 11 | 12 | 12 | 11t | 15 | 29 | 3 | 11 | | |
| 12 | 328.2 | 112.4 | 215.8 | 19.1 | 22.9 | 1.1% | 0.08 | 38.7% | | |
| | 12 | 16 | 12 | 15 | 15 | 30 | 7 | 15 | | |
| 13 | 333.2 | 112.2 | 221.0 | 19.4 | 22.3 | 1.3% | 0.08 | 40.5% | | |
| | 14 | 15 | 12 | 16 | 14 | 30 | 8 | 21 | | |
| 14 | 325.5 | 108.9 | 216.6 | 19.0 | 21.1 | 1.4% | 0.08 | 39.4% | | |
| | 11 | 14 | 9 | 14 | 21 | 29 | 6 | 18 | | |
| 15 | | | | | | | | | | |
| 16 | | | | | | | | | | |
| 17 | | | | | | | | | | |

| COVERAGE | | | | | |
|----------|----------------|---------|-----------------|---------------|--|
| Week | Punt Ret. Avg. | KR Avg. | Gross Punt Avg. | Net Punt Avg. | |
| 1 | 12.0 | 11.0 | 59.3 | 44.3 | |
| | 26 | 10t | 30 | 24t | |
| 2 | 13.7 | 11.0 | 54.0 | 44.8 | |
| | 27 | 4 | 31 | 31 | |
| 3 | 9.3 | 17.5 | 47.9 | 41.1 | |
| | 23 | 7 | 26 | 17 | |
| 4 | 8.7 | 17.5 | 47.8 | 42.7 | |
| | 24 | 3 | 28 | 24 | |
| 5 | 10.2 | 21.5 | 46.5 | 41.6 | |
| | 25 | 14t | 23 | 18 | |
| 6 | 15.6 | 30.8 | 48.6 | 43.4 | |
| | 32 | 32 | 30 | 28 | |
| 7 | 13.9 | 29.1 | 49.1 | 43.8 | |
| | 30 | 32 | 30 | 29 | |
| 8 | 13.0 | 26.8 | 49.3 | 44.1 | |
| | 30 | 29 | 31 | 30 | |
| 9 | 13.0 | 26.8 | 49.3 | 44.1 | |
| | 31 | 29 | 31 | 31 | |
| 10 | 12.6 | 26.6 | 48.5 | 43.5 | |
| | 31 | 29 | 30 | 29 | |
| 11 | 12.1 | 24.4 | 48.0 | 43.2 | |
| | 32 | 26 | 30 | 30 | |
| 12 | 12.2 | 24.4 | 47.8 | 43.2 | |
| | 31 | 27 | 30 | 30 | |
| 13 | 11.8 | 24.7 | 47.3 | 41.5 | |
| | 29 | 27 | 29 | 23 | |
| 14 | 11.4 | 23.7 | 47.6 | 42.2 | |
| | 30 | 27 | 31 | 27 | |
| 15 | | | | | |
| 16 | | | | | |
| 17 | | | | | |



CHICAGO BEARS GAME RELEASE

STATISTICS

CHICAGO BEARS 2017 RECORD WHEN ...

| SITUATIONS | 2008 | 2009 | 2010 | 2011 | 2012 | 2013 | 2014 | 2015 | 2016 | 2017 |
|--------------------------|-------|-------|--------|-------|--------|-------|--------|--------|--------|-------|
| REGULAR SEASON | 9 - 7 | 7 - 9 | 11 - 5 | 8 - 8 | 10 - 6 | 8 - 8 | 5 - 11 | 6 - 10 | 3 - 13 | 4 - 9 |
| POST-SEASON | | | 1 - 1 | | | | | | | |
| HOME | 6 - 2 | 5 - 3 | 5 - 3 | 5 - 3 | 5 - 3 | 5 - 3 | 2 - 6 | 1 - 7 | 3 - 5 | 2 - 5 |
| ROAD | 3 - 5 | 2 - 6 | 6 - 2 | 3 - 5 | 5 - 3 | 3 - 5 | 3 - 5 | 5 - 3 | 0 - 8 | 2 - 4 |
| vs. NFC Central/North | 4 - 2 | 3 - 3 | 5 - 1 | 3 - 3 | 3 - 3 | 2 - 4 | 1 - 5 | 1 - 5 | 2 - 4 | 0 - 4 |
| HOME | 3 - 0 | 2 - 1 | 3 - 0 | 2 - 1 | 2 - 1 | 1 - 2 | 1 - 2 | 0 - 3 | 2 - 1 | 0 - 3 |
| ROAD | 1 - 2 | 1 - 2 | 2 - 1 | 1 - 2 | 1 - 2 | 1 - 2 | 0 - 3 | 1 - 2 | 0 - 3 | 0 - 1 |
| vs. NFC | 7 - 5 | 5 - 7 | 8 - 4 | 7 - 5 | 7 - 5 | 4 - 8 | 4 - 8 | 3 - 9 | 3 - 9 | 1 - 9 |
| HOME | 5 - 1 | 3 - 3 | 4 - 2 | 4 - 2 | 4 - 2 | 3 - 3 | 2 - 4 | 0 - 7 | 3 - 3 | 1 - 5 |
| ROAD | 2 - 4 | 2 - 4 | 4 - 2 | 3 - 3 | 3 - 3 | 1 - 5 | 2 - 4 | 3 - 2 | 0 - 6 | 0 - 4 |
| vs. AFC | 2 - 2 | 2 - 2 | 3 - 1 | 1 - 3 | 3 - 1 | 4 - 0 | 1 - 3 | 3 - 1 | 0 - 4 | 3 - 0 |
| HOME | 1 - 1 | 2 - 0 | 1 - 1 | 1 - 1 | 1 - 1 | 2 - 0 | 0 - 2 | 1 - 1 | 0 - 2 | 1 - 0 |
| ROAD | 1 - 1 | 0 - 2 | 2 - 0 | 0 - 2 | 2 - 0 | 2 - 0 | 1 - 1 | 2 - 0 | 0 - 2 | 2 - 0 |
| OUTDOORS | 7 - 5 | 6 - 7 | 8 - 5 | 7 - 6 | 8 - 5 | 8 - 5 | 4 - 10 | 5 - 9 | 3 - 8 | 4 - 8 |
| DOMES | 2 - 2 | 1 - 2 | 3 - 0 | 1 - 2 | 2 - 1 | 0 - 3 | 1 - 1 | 1 - 1 | 0 - 5 | 0 - 1 |
| NATURAL GRASS | 6 - 5 | 5 - 4 | 7 - 3 | 6 - 5 | 8 - 4 | 7 - 5 | 3 - 7 | 4 - 7 | 3 - 8 | 3 - 7 |
| ARTIFICIAL SURFACE | 3 - 2 | 2 - 5 | 4 - 2 | 2 - 3 | 2 - 2 | 1 - 3 | 2 - 4 | 2 - 3 | 0 - 7 | 1 - 2 |
| Positive Turnover Margin | 4 - 1 | 6 - 1 | 7 - 0 | 4 - 2 | 9 - 3 | 5 - 0 | 4 - 2 | 2 - 2 | 1 - 2 | 3 - 3 |
| Negative Turnover Margin | 2 - 2 | 0 - 6 | 3 - 2 | 1 - 4 | 1 - 3 | 2 - 4 | 1 - 9 | 3 - 5 | 1 - 10 | 0 - 4 |
| Equal Turnover Margin | 3 - 4 | 1 - 2 | 1 - 3 | 3 - 2 | 0 - 0 | 1 - 4 | 0 - 0 | 1 - 3 | 1 - 1 | 1 - 2 |
| SCORE FIRST | 6 - 5 | 4 - 1 | 6 - 3 | 5 - 3 | 7 - 2 | 3 - 3 | 1 - 3 | 1 - 3 | 2 - 6 | 4 - 2 |
| OPP. SCORES FIRST | 3 - 2 | 3 - 8 | 5 - 2 | 3 - 5 | 3 - 4 | 5 - 5 | 4 - 8 | 5 - 7 | 1 - 7 | 0 - 7 |
| ALLOW 0-17 POINTS | 5 - 0 | 3 - 1 | 6 - 3 | 4 - 2 | 5 - 2 | 0 - 0 | 3 - 1 | 3 - 1 | 3 - 1 | 3 - 1 |
| ALLOW 18+ POINTS | 4 - 7 | 4 - 8 | 5 - 2 | 4 - 6 | 5 - 4 | 8 - 8 | 2 - 10 | 3 - 9 | 0 - 12 | 1 - 8 |
| SCORE 0-17 POINTS | 0 - 4 | 2 - 7 | 1 - 4 | 1 - 6 | 1 - 6 | 0 - 1 | 0 - 7 | 1 - 2 | 1 - 9 | 1 - 7 |
| SCORE 18+ POINTS | 9 - 3 | 5 - 2 | 10 - 1 | 7 - 2 | 9 - 0 | 8 - 7 | 5 - 4 | 5 - 8 | 2 - 4 | 3 - 2 |
| 3-POINT GAMES OR LESS | 2 - 3 | 1 - 0 | 2 - 2 | 0 - 1 | 2 - 0 | 3 - 2 | 0 - 1 | 3 - 4 | 1 - 3 | 1 - 3 |
| 7-POINT GAMES OR LESS | 5 - 5 | 3 - 5 | 6 - 3 | 4 - 2 | 2 - 3 | 5 - 2 | 0 - 4 | 4 - 6 | 0 - 3 | 2 - 5 |
| IN OVERTIME | 2 - 1 | 1 - 0 | 0 - 0 | 0 - 1 | 0 - 1 | 1 - 1 | 0 - 1 | 0 - 2 | 0 - 0 | 2 - 0 |
| WIN COIN TOSS | 4 - 5 | 5 - 1 | 6 - 5 | 4 - 5 | 5 - 4 | 4 - 4 | 3 - 5 | 2 - 5 | 2 - 5 | 4 - 6 |
| LOSE COIN TOSS | 5 - 2 | 2 - 8 | 5 - 0 | 4 - 3 | 5 - 2 | 4 - 4 | 2 - 6 | 4 - 5 | 1 - 8 | 0 - 3 |
| LEAD AFTER 1st QTR | 6 - 4 | 3 - 0 | 6 - 0 | 6 - 1 | 8 - 1 | 2 - 3 | 1 - 2 | 1 - 0 | 2 - 4 | 2 - 3 |
| TRAIL AFTER 1st QTR | 0 - 3 | 3 - 5 | 3 - 2 | 1 - 3 | 0 - 3 | 3 - 3 | 3 - 5 | 4 - 9 | 1 - 7 | 1 - 5 |
| TIED AFTER 1st QTR | 3 - 0 | 1 - 4 | 2 - 3 | 1 - 4 | 2 - 2 | 3 - 2 | 1 - 4 | 1 - 1 | 0 - 2 | 1 - 1 |
| LEAD @ HALFTIME | 7 - 1 | 4 - 0 | 6 - 2 | 8 - 2 | 8 - 0 | 5 - 0 | 3 - 1 | 4 - 1 | 3 - 3 | 4 - 1 |
| TRAIL @ HALFTIME | 2 - 5 | 1 - 9 | 4 - 3 | 0 - 5 | 1 - 6 | 2 - 7 | 2 - 8 | 2 - 7 | 0 - 9 | 0 - 7 |
| TIED @ HALFTIME | 0 - 1 | 2 - 0 | 1 - 0 | 0 - 1 | 1 - 0 | 1 - 1 | 0 - 2 | 0 - 2 | 0 - 1 | 0 - 1 |
| LEAD AFTER 3rd QTR | 7 - 2 | 6 - 3 | 8 - 0 | 7 - 1 | 9 - 1 | 4 - 2 | 4 - 2 | 2 - 1 | 3 - 2 | 4 - 1 |
| TRAIL AFTER 3rd QTR | 2 - 5 | 1 - 6 | 3 - 4 | 1 - 7 | 1 - 5 | 3 - 6 | 1 - 8 | 4 - 7 | 0 - 11 | 0 - 8 |
| TIED AFTER 3rd QTR | 0 - 0 | 0 - 0 | 0 - 1 | 0 - 0 | 0 - 0 | 1 - 0 | 0 - 1 | 0 - 2 | 0 - 0 | 0 - 0 |
| TOTAL NET YARDS | | | | | | | | | | |
| 0-200 | 0 - 0 | 0 - 1 | 0 - 2 | 0 - 1 | 0 - 3 | 0 - 0 | 0 - 0 | 0 - 1 | 0 - 1 | 1 - 2 |
| 201-300 | 4 - 5 | 3 - 5 | 5 - 1 | 2 - 4 | 5 - 1 | 1 - 1 | 3 - 5 | 1 - 1 | 0 - 4 | 0 - 1 |
| 301-400 | 4 - 1 | 3 - 2 | 5 - 2 | 6 - 1 | 3 - 1 | 3 - 3 | 0 - 4 | 4 - 6 | 1 - 4 | 2 - 6 |
| 401+ | 1 - 1 | 1 - 1 | 1 - 0 | 0 - 2 | 2 - 1 | 4 - 4 | 2 - 2 | 1 - 2 | 2 - 4 | 1 - 0 |
| TOTAL RUSHING YARDS | | | | | | | | | | |
| 0-74 | 3 - 1 | 1 - 5 | 1 - 4 | 0 - 2 | 0 - 0 | 0 - 2 | 2 - 6 | 0 - 0 | 0 - 4 | 1 - 4 |
| 75-99 | 3 - 3 | 1 - 2 | 1 - 0 | 3 - 1 | 2 - 2 | 1 - 2 | 1 - 2 | 2 - 6 | 0 - 5 | 0 - 0 |
| 100-124 | 0 - 2 | 2 - 1 | 6 - 1 | 2 - 2 | 3 - 3 | 3 - 1 | 1 - 0 | 2 - 2 | 1 - 1 | 0 - 2 |
| 125-149 | 0 - 0 | 1 - 1 | 2 - 0 | 0 - 0 | 1 - 1 | 2 - 3 | 1 - 1 | 0 - 0 | 1 - 2 | 0 - 1 |
| 150+ | 3 - 1 | 2 - 0 | 1 - 0 | 3 - 3 | 4 - 0 | 2 - 0 | 0 - 2 | 2 - 2 | 1 - 1 | 3 - 2 |
| 100-YARD RUSHER | 3 - 0 | 2 - 0 | 3 - 0 | 3 - 3 | 3 - 0 | 3 - 2 | 1 - 2 | 0 - 1 | 3 - 4 | 3 - 2 |
| NET PASSING YARDS | | | | | | | | | | |
| 0-149 | 3 - 2 | 1 - 2 | 1 - 3 | 3 - 3 | 2 - 4 | 0 - 0 | 1 - 0 | 0 - 1 | 0 - 2 | 3 - 2 |
| 150-199 | 3 - 2 | 2 - 2 | 5 - 0 | 0 - 1 | 3 - 0 | 1 - 1 | 2 - 4 | 2 - 4 | 1 - 2 | 0 - 4 |
| 200-249 | 1 - 2 | 1 - 1 | 3 - 1 | 2 - 3 | 2 - 1 | 2 - 2 | 0 - 1 | 2 - 2 | 1 - 3 | 0 - 1 |
| 250-299 | 1 - 1 | 3 - 2 | 1 - 1 | 3 - 1 | 1 - 0 | 4 - 1 | 0 - 4 | 1 - 2 | 1 - 1 | 1 - 2 |
| 300+ | 1 - 0 | 0 - 2 | 1 - 0 | 0 - 0 | 2 - 1 | 1 - 4 | 2 - 2 | 1 - 1 | 0 - 5 | 0 - 0 |
| 300-YARD PASSER | 1 - 0 | 0 - 3 | 1 - 0 | 1 - 1 | 1 - 0 | 1 - 4 | 2 - 2 | 1 - 2 | 1 - 6 | 0 - 1 |
| 100-YARD RECEIVER | 0 - 1 | 1 - 2 | 2 - 1 | 0 - 2 | 5 - 3 | 4 - 6 | 3 - 4 | 2 - 4 | 1 - 6 | 1 - 0 |



STATISTICS

UPDATED SERIES RECORDS

Includes Postseason

| NFC EAST | W | L | T | PCT. | PF | PA | LG W STRK | LONG L STRK | CURRENT STRK |
|--------------------|-----------|-----------|----------|--------------|-------------|-------------|-----------|-------------|--------------|
| Dallas | 11 | 15 | 0 | 0.423 | 493 | 561 | 3 | 6 | L2 |
| N.Y. Giants | 33 | 23 | 2 | 0.589 | 1011 | 854 | 5 | 4 | L1 |
| Philadelphia | 30 | 14 | 1 | 0.682 | 929 | 689 | 11 | 5 | L3 |
| Washington | 23 | 26 | 1 | 0.469 | 1070 | 934 | 6 | 7 | L7 |
| Div. Totals | 97 | 78 | 4 | 0.554 | 3503 | 3038 | | | |

| NFC NORTH | W | L | T | PCT. | PF | PA | LG W STRK | LONG L STRK | CURRENT STRK |
|--------------------|------------|------------|-----------|--------------|-------------|-------------|-----------|-------------|--------------|
| Chicago | -- | -- | -- | -- | -- | -- | -- | -- | -- |
| Detroit | 97 | 73 | 5 | 0.571 | 3399 | 3132 | 11 | 6 | L2 |
| Green Bay | 94 | 96 | 6 | 0.495 | 3361 | 3393 | 8 | 10 | L4 |
| Minnesota | 52 | 59 | 2 | 0.468 | 2206 | 2379 | 6 | 8 | L2 |
| Div. Totals | 243 | 228 | 13 | 0.516 | 8966 | 8904 | | | |

| NFC WEST | W | L | T | PCT. | PF | PA | LG W STRK | LONG L STRK | CURRENT STRK |
|--------------------|------------|------------|-----------|--------------|-------------|-------------|-----------|-------------|--------------|
| Arizona | 58 | 28 | 6 | 0.674 | 1718 | 1175 | 9 | 4 | L1 |
| Los Angeles | 53 | 36 | 3 | 0.594 | 2139 | 1847 | 8 | 5 | W1 |
| San Francisco | 30 | 34 | 1 | 0.469 | 1307 | 1481 | 3 | 6 | L1 |
| Seattle | 6 | 11 | 0 | 0.353 | 352 | 381 | 2 | 4 | L3 |
| Div. Totals | 147 | 109 | 10 | 0.574 | 5516 | 4884 | | | |

| NFC SOUTH | W | L | T | PCT. | PF | PA | LG W STRK | LONG L STRK | CURRENT STRK |
|--------------------|-----------|-----------|----------|--------------|-------------|-------------|-----------|-------------|--------------|
| Atlanta | 14 | 13 | 0 | 0.519 | 515 | 470 | 5 | 5 | L1 |
| Carolina | 6 | 4 | 0 | 0.600 | 217 | 194 | 3 | 2 | W1 |
| New Orleans | 15 | 15 | 0 | 0.500 | 615 | 579 | 4 | 4 | L4 |
| Tampa Bay | 38 | 20 | 0 | 0.655 | 1231 | 952 | 12 | 6 | L2 |
| Div. Totals | 73 | 52 | 0 | 0.584 | 2578 | 2195 | | | |

| | | | | | | | | | |
|-------------------|------------|------------|-----------|--------------|--------------|--------------|--|--|--|
| NFC TOTALS | 560 | 467 | 29 | 0.545 | 20563 | 19021 | | | |
|-------------------|------------|------------|-----------|--------------|--------------|--------------|--|--|--|

| AFC EAST | W | L | T | PCT. | PF | PA | LG W STRK | LONG L STRK | CURRENT STRK |
|--------------------|-----------|-----------|----------|--------------|------------|------------|-----------|-------------|--------------|
| Buffalo | 7 | 5 | 0 | 0.583 | 240 | 185 | 2 | 2 | L1 |
| Miami | 4 | 8 | 0 | 0.333 | 208 | 304 | 2 | 4 | L1 |
| New England | 4 | 9 | 0 | 0.308 | 219 | 298 | 3 | 4 | L4 |
| N.Y. Jets | 8 | 3 | 0 | 0.727 | 221 | 168 | 4 | 2 | W4 |
| Div. Totals | 23 | 25 | 0 | 0.479 | 888 | 955 | | | |

| AFC NORTH | W | L | T | PCT. | PF | PA | LG W STRK | LONG L STRK | CURRENT STRK |
|--------------------|-----------|-----------|----------|--------------|-------------|-------------|-----------|-------------|--------------|
| Baltimore | 4 | 2 | 0 | 0.667 | 97 | 101 | 2 | 1 | W2 |
| Cincinnati | 5 | 6 | 0 | 0.455 | 214 | 195 | 2 | 2 | W2 |
| Cleveland | 6 | 9 | 0 | 0.400 | 277 | 379 | 2 | 3 | W2 |
| Pittsburgh | 22 | 7 | 1 | 0.759 | 610 | 407 | 10 | 3 | W3 |
| Div. Totals | 37 | 24 | 1 | 0.607 | 1198 | 1082 | | | |

| AFC WEST | W | L | T | PCT. | PF | PA | LG W STRK | LONG L STRK | CURRENT STRK |
|--------------------|-----------|-----------|----------|--------------|------------|------------|-----------|-------------|--------------|
| Denver | 7 | 8 | 0 | 0.467 | 291 | 0 | 3 | 2 | L2 |
| Kansas City | 7 | 5 | 0 | 0.583 | 185 | 224 | 3 | 1 | W1 |
| Oakland | 7 | 7 | 0 | 0.500 | 256 | 249 | 3 | 3 | W1 |
| San Diego | 7 | 5 | 0 | 0.353 | 204 | 232 | 3 | 3 | W2 |
| Div. Totals | 28 | 25 | 0 | 0.528 | 936 | 705 | | | |

| AFC SOUTH | W | L | T | PCT. | PF | PA | LG W STRK | LONG L STRK | CURRENT STRK |
|--------------------|-----------|-----------|----------|--------------|-------------|-------------|-----------|-------------|--------------|
| Houston | 0 | 4 | 0 | 0.000 | 49 | 91 | 0 | 5 | L5 |
| Indianapolis | 19 | 24 | 0 | 0.442 | 889 | 927 | 6 | 7 | L1 |
| Jacksonville | 4 | 3 | 0 | 0.571 | 169 | 116 | 1 | 1 | L1 |
| Tennessee | 6 | 6 | 0 | 0.500 | 259 | 272 | 3 | 2 | L1 |
| Div. Totals | 29 | 37 | 0 | 0.439 | 1366 | 1406 | | | |

| | | | | | | | | | |
|-------------------|------------|------------|----------|--------------|-------------|-------------|--|--|--|
| AFC TOTALS | 117 | 111 | 1 | 0.513 | 4388 | 4148 | | | |
|-------------------|------------|------------|----------|--------------|-------------|-------------|--|--|--|



93 SAM ACHO

Ht: 6-3 **Wt:** 260
Age: 29 **College:** Texas
Bears Season: 3 **NFL Season:** 7
Acquired: Unrestricted free agent in 2015 (ARI)

LINEBACKER

PRO CAREER: Appeared in 95 games with 54 starts over seven seasons with the Chicago Bears (2011-14) and the Chicago Bears (2015-17), producing 242 tackles, 14.5 sacks, 22 TFLs, 3 interceptions, 10 pass breakups, 9 forced fumbles and 3 fumble recoveries (2 defensive and one of his own teammate's on special teams) ... added 31 tackles on special teams ... in one postseason contest with the Cardinals, registered 7 tackles, including a strip-sack that was recovered by Arizona's defense ... 7 sacks in 2011 were the second most by a Cardinals rookie in franchise history, trailing Simeon Rice's 12.5 in 1996 ... became the first Cardinals rookie to have a sack in three-straight games since Rice in 1996.

2017 SEASON: Appeared in 13 games (nine starts), recording 30 tackles and 5 STTs.

2017 CHICAGO BEARS

| Date | W/L | Opponent | Tkls-S | Sk-YL | INT-Yds | PD | FF | FR | TFL |
|---------------|------------|----------|--------------|--------------|------------|----------|----------|----------|----------|
| 9/10 | L | ATL | 3-1 | 0-0 | 0-0 | 0 | 0 | 0 | 0 |
| 9/17* | L | at TB | 3-2 | 0-0 | 0-0 | 0 | 0 | 0 | 0 |
| 9/24* | W | PIT | 0-0 | 0-0 | 0-0 | 0 | 0 | 0 | 0 |
| 9/28 | L | at GB | 0-0 | 0-0 | 0-0 | 0 | 0 | 0 | 0 |
| 10/9 | L | MIN | 2-2 | 0-0 | 0-0 | 0 | 0 | 0 | 0 |
| 10/15* | W | at BAL | 3-3 | 0-0 | 0-0 | 0 | 0 | 0 | 0 |
| 10/22 | W | CAR | 3-2 | 0-0 | 0-0 | 0 | 0 | 0 | 0 |
| 10/29* | L | at NO | 4-3 | 0-0 | 0-0 | 0 | 0 | 0 | 0 |
| 11/12* | L | GB | 3-2 | 0.5-4 | 0-0 | 0 | 0 | 0 | 0 |
| 11/19* | L | DET | 1-1 | 0-0 | 0-0 | 0 | 0 | 0 | 0 |
| 11/26* | L | at PHI | 4-2 | 0-0 | 0-0 | 0 | 0 | 0 | 0 |
| 12/3* | L | SF | 0-0 | 0-0 | 0-0 | 0 | 0 | 0 | 0 |
| 12/10* | W | at CIN | 4-1 | 0-0 | 0-0 | 0 | 0 | 0 | 0 |
| 12/16 | | at DET | | | | | | | |
| 12/24 | | CLE | | | | | | | |
| 12/31 | | at MIN | | | | | | | |
| Totals | 3-6 | | 30-19 | 0.5-4 | 0-0 | 0 | 0 | 0 | 0 |

*Denotes Game Started

SAM ACHO'S NFL STATISTICS

REGULAR SEASON

| Year | Team | GP | GS | Tackles | | | | | Interceptions | | | | | Fumbles | | | Misc. | |
|---------------------|---------|-----------|-----------|------------|------------|-----------|-------------|-------------|---------------|----------|----------|----------|-----------|----------|----------|----------|-------------|-----------|
| | | | | Tot | S | A | Sk | Yds | No | Yds | Lg | TD | PD | FF | FR | Yds | TFL | STT |
| 2011 | Arizona | 16 | 10 | 36 | 30 | 6 | 7.0 | 50.0 | 0 | 0 | - | 0 | 2 | 4 | 1 | 1 | 5.0 | 7 |
| 2012 | Arizona | 16 | 16 | 45 | 32 | 13 | 4.0 | 18.0 | 2 | 2 | 2 | 0 | 3 | 2 | 0 | 0 | 6.0 | 3 |
| 2013 | Arizona | 3 | 2 | 3 | 3 | 0 | 1.0 | 9.0 | 0 | 0 | - | 0 | 0 | 1 | 1 | 0 | 1.0 | 2 |
| 2014 | Arizona | 16 | 4 | 28 | 21 | 7 | 1.0 | 15.0 | 1 | 3 | 3 | 0 | 3 | 0 | 0 | 0 | 4.0 | 3 |
| 2015 | Chicago | 15 | 7 | 60 | 31 | 29 | 0.0 | 0.0 | 0 | 0 | - | 0 | 1 | 1 | 1 | 0 | 3.0 | 8 |
| 2016 | Chicago | 16 | 6 | 40 | 23 | 17 | 1.0 | 3.0 | 0 | 0 | - | 0 | 1 | 1 | 0 | 0 | 3.0 | 3 |
| 2017 | Chicago | 13 | 9 | 30 | 19 | 11 | 0.5 | 4.0 | 0 | 0 | - | 0 | 0 | 0 | 0 | 0 | 0.0 | 5 |
| Bears totals | | 44 | 22 | 130 | 73 | 57 | 1.5 | 7.0 | 0 | 0 | - | 0 | 2 | 2 | 1 | 0 | 6.0 | 16 |
| NFL totals | | 95 | 54 | 242 | 159 | 83 | 14.5 | 99.0 | 3 | 5 | 3 | 0 | 10 | 9 | 3 | 1 | 22.0 | 31 |

SEASON / CAREER / PLAYOFF HIGHS

| | 2017 | Career | Playoff |
|------------------|--------------------|----------------------|--------------------|
| Tackles | 4, three times | 8, twice | 7, at CAR (1/3/15) |
| Solos | 3, twice | 5, twice | 2, at CAR (1/3/15) |
| Sacks | 0.5 vs. GB (11/12) | 2, at STL (11/27/11) | 1, at CAR (1/3/15) |
| Tackles for Loss | None | 2, twice | None |



38 ADRIAN AMOS

Ht: 6-0

Wt: 214

Age: 24

College: Penn State

Bears Season: 3

NFL Season: 3

Acquired: 5th round of the 2015 draft (142nd overall)

DEFENSIVE BACK

PRO CAREER: Appeared in 42 games with 38 starts over three seasons with the Chicago Bears (2015-17), producing 221 tackles, 1.0 sack, 9 TFLs, 11 pass breakups, 2 forced fumbles, 2 fumble recoveries and 1 interception (returned for a touchdown) ... adds 6 tackles on special teams ... named to Mel Kiper and the PFWA's all-Rookie teams following a 2015 season in which he started all 16 games, collecting a team-high 108 tackles, including 1 sack, 3 TFLs and 4 PBU's ... became the first Bears rookie to lead the team in defensive tackles (based on coaches review) since Brian Urlacher (2000).

HONORS AND AWARDS: 2015: All-Rookie (PFWA & Mel Kiper); Brian Piccolo Award.

2017 SEASON: Appeared in 11 games (8 starts), recording 53 tackles, 3 pass breakups, 3 TFLs, 1 forced fumble, 1 fumble recovery and 1 interception... Adds 2 STTs... Recorded his first career interception and returned it 90 yards for a touchdown at BAL (10/15)... Inactive Games 12-13.

2017 CHICAGO BEARS

| Date | W/L | Opponent | Tkls-S | Sk-VL | INT-Yds | PD | FF | FR | TFL |
|---------------|------------|----------|--------------|------------|-------------|----------|----------|----------|----------|
| 9/10 | L | ATL | 0-0 | 0-0 | 0-0 | 0 | 0 | 0 | 0 |
| 9/17 | L | at TB | 0-0 | 0-0 | 0-0 | 0 | 0 | 0 | 0 |
| 9/24 | W | PIT | 0-0 | 0-0 | 0-0 | 0 | 0 | 0 | 0 |
| 9/28* | L | at GB | 8-7 | 0-0 | 0-0 | 0 | 0 | 0 | 0 |
| 10/9* | L | MIN | 8-8 | 0-0 | 0-0 | 0 | 0 | 0 | 0 |
| 10/15* | W | at BAL | 8-6 | 0-0 | 1-90 | 2 | 0 | 0 | 1 |
| 10/22* | W | CAR | 6-6 | 0-0 | 0-0 | 1 | 0 | 0 | 1 |
| 10/29* | L | at NO | 5-5 | 0-0 | 0-0 | 0 | 1 | 1 | 2 |
| 11/12* | L | GB | 8-8 | 0-0 | 0-0 | 0 | 0 | 0 | 0 |
| 11/19* | L | DET | 5-5 | 0-0 | 0-0 | 0 | 0 | 0 | 0 |
| 11/26* | L | at PHI | 5-5 | 0-0 | 0-0 | 0 | 0 | 0 | 0 |
| 12/3 | L | SF | | | INACTIVE | | | | |
| 12/10 | W | at CIN | | | INACTIVE | | | | |
| 12/16 | | at DET | | | | | | | |
| 12/24 | | CLE | | | | | | | |
| 12/31 | | at MIN | | | | | | | |
| Totals | 2-6 | | 53-50 | 0-0 | 1-90 | 3 | 1 | 1 | 4 |

*Denotes Game Started

ADRIAN AMOS' NFL STATISTICS

REGULAR SEASON

| Year | Team | GP | GS | Tackles | | | | Interceptions | | | | | Fumbles | | | Misc. | | |
|-------------------|---------|-----------|-----------|------------|------------|-----------|------------|---------------|----------|-----------|------------|----------|-----------|----------|----------|-----------|------------|----------|
| | | | | Tot | S | A | Sk | Yds | No | Yds | Lg | TD | PD | FF | FR | Yds | TFL | STT |
| 2015 | Chicago | 16 | 16 | 108 | 78 | 30 | 1.0 | 7.0 | 0 | 0 | - | 0 | 4 | 0 | 0 | 0 | 3.0 | 1 |
| 2016 | Chicago | 15 | 14 | 60 | 50 | 10 | 0.0 | 0.0 | 0 | 0 | - | 0 | 4 | 1 | 1 | 21 | 2.0 | 3 |
| 2017 | Chicago | 11 | 8 | 53 | 50 | 3 | 0.0 | 0.0 | 1 | 90 | 90t | 1 | 3 | 1 | 1 | 4 | 4.0 | 2 |
| NFL totals | | 42 | 38 | 221 | 178 | 43 | 1.0 | 7.0 | 1 | 90 | 90t | 1 | 11 | 2 | 2 | 25 | 9.0 | 6 |

SEASON / CAREER / PLAYOFF HIGHS

| | 2017 | Career | Playoff |
|-------------------------------|-------------------------|-----------------------------|---------|
| Tackles | 8, four times | 11, twice | None |
| Solos | 8, twice | 9, vs. WAS (12/13/15) | None |
| Tackles For Loss | 2, at NO (10/29) | Same | None |
| Interceptions | 1, at BAL (10/15) | Same | None |
| Sacks | None | 1, vs. DEN (11/22/15) | None |

**20****PRINCE
AMUKAMARA****Ht:** 6-0**Wt:** 202**Age:** 28**College:** Nebraska**Bears Season:** 1**NFL Season:** 7**Acquired:** Unrestricted free agent in 2017 (JAX)**DEFENSIVE BACK**

PRO CAREER: Appeared in 80 contests with 66 starts over seven seasons for the New York Giants (2011-15), Jacksonville Jaguars (2016) and Chicago Bears (2017) ... compiled 345 tackles, 7 interceptions, 55 pass breakups, 4 forced fumbles, 2 fumble recoveries and 7 TFLs ... won a Super Bowl as a rookie for the New York Giants in 2011.

2017 SEASON: Appeared in 11 games (nine starts), recording 35 tackles, 6 pass defenses and 1 forced fumble. Inactive for Games 1 and 2.

PREVIOUS SEASONS: 2016: Appeared in 14 games with 12 starts for the Jacksonville Jaguars, recording 49 tackles, 6 pass breakups and 1 TFL. **2015:** Played in 11 games with 10 starts and totaled 63 tackles (55 solo), 9 passes defended, 1 interception, 1 forced fumble and 1 fumble recovery ... missed five games due to a pectoral injury. **2014:** Started each of the season's first eight games ... recorded 46 tackles and a career-high 3 interceptions which tied for 2nd on the team. Suffered a torn right bicep on 11/3 vs. Indianapolis and was put on injured reserve. **2013:** Started every game for the first time in his career ... finished 4th on the team with 83 tackles and was second with 14 passes defended. **2012:** Played in 13 games with 11 starts at RCB ... finished the season with 59 tackles, 1 interception and 6 passes defended. **2011:** Played in the final seven regular season games and all four postseason contests as a rookie for the Super Bowl winning New York Giants, recording 14 tackles, 1 interception, 2 pass breakups and 1 fumble recovery ... season was shortened because of a fractured foot suffered in training camp.

2017 CHICAGO BEARS

| Date | W/L | Opponent | Tkls-S | Sk-YL | INT-Yds | PD | FF | FR | TFL |
|--------|-----|----------|--------|-------|----------|----|----|----|-----|
| 9/10 | L | ATL | | | | | | | |
| 9/17 | L | at TB | | | | | | | |
| | | | | | INACTIVE | | | | |
| 9/24 | W | PIT | 3-2 | 0-0 | 0-0 | 2 | 0 | 0 | 0 |
| 9/28 | L | at GB | 0-0 | 0-0 | 0-0 | 0 | 0 | 0 | 0 |
| 10/9* | L | MIN | 4-4 | 0-0 | 0-0 | 0 | 0 | 0 | 0 |
| 10/15* | W | at BAL | 2-2 | 0-0 | 0-0 | 0 | 0 | 0 | 0 |
| 10/22* | W | CAR | 4-4 | 0-0 | 0-0 | 1 | 0 | 0 | 0 |
| 10/29* | L | at NO | 2-2 | 0-0 | 0-0 | 0 | 0 | 0 | 0 |
| 11/12* | L | GB | 1-1 | 0-0 | 0-0 | 0 | 0 | 0 | 0 |
| 11/19* | L | DET | 3-3 | 0-0 | 0-0 | 0 | 0 | 0 | 0 |
| 11/26* | L | at PHI | 6-6 | 0-0 | 0-0 | 2 | 1 | 0 | 0 |
| 12/3* | L | SF | 4-4 | 0-0 | 0-0 | 0 | 0 | 0 | 0 |
| 12/10* | W | at CIN | 6-6 | 0-0 | 0-0 | 1 | 0 | 0 | 0 |
| 12/16 | | at DET | | | | | | | |
| 12/24 | | CLE | | | | | | | |
| 12/31 | | at MIN | | | | | | | |
| Totals | 3-6 | | 35-34 | 0-0 | 0-0 | 6 | 1 | 0 | 0 |

*Denotes Game Started



PRINCE AMUKAMARA'S NFL STATISTICS

REGULAR SEASON

| Year | Team | GP | GS | Tackles | | | | | Interceptions | | | | | Fumbles | | | Misc. | |
|-------------------|--------------|-----------|-----------|------------|------------|-----------|------------|------------|---------------|-----------|-----------|----------|-----------|----------|----------|----------|------------|----------|
| | | | | Tot | S | A | Sk | Yds | No | Yds | Lg | TD | PD | FF | FR | Yds | TFL | STT |
| 2011 | N.Y. Giants | 7 | 0 | 14 | 12 | 2 | 0.0 | 0.0 | 1 | 0 | 0 | 0 | 3 | 0 | 1 | 0 | 0.0 | 0 |
| 2012 | N.Y. Giants | 13 | 11 | 59 | 45 | 14 | 0.0 | 0.0 | 1 | 0 | 0 | 0 | 6 | 0 | 0 | 0 | 1.0 | 0 |
| 2013 | N.Y. Giants | 16 | 16 | 83 | 72 | 11 | 0.0 | 0.0 | 1 | -4 | -4 | 0 | 14 | 2 | 0 | 0 | 4.0 | 0 |
| 2014 | N.Y. Giants | 8 | 8 | 46 | 37 | 9 | 0.0 | 0.0 | 3 | 66 | 38 | 0 | 11 | 0 | 0 | 0 | 0.0 | 0 |
| 2015 | N.Y. Giants | 11 | 10 | 63 | 55 | 8 | 0.0 | 0.0 | 1 | 6 | 6 | 0 | 9 | 1 | 1 | 0 | 1.0 | 0 |
| 2016 | Jacksonville | 14 | 12 | 49 | 46 | 3 | 0.0 | 0.0 | 0 | 0 | - | 0 | 5 | 0 | 0 | 0 | 1.0 | 0 |
| 2017 | Chicago | 11 | 9 | 35 | 34 | 1 | 0.0 | 0.0 | 0 | 0 | - | 0 | 6 | 1 | 0 | 0 | 0.0 | 0 |
| NFL totals | | 80 | 66 | 345 | 305 | 40 | 0.0 | 0.0 | 7 | 68 | 38 | 0 | 55 | 4 | 2 | 0 | 7.0 | 0 |

POSTSEASON

| Year | Team | GP | GS | Tackles | | | | | Interceptions | | | | | Fumbles | | | Misc. | |
|------|-------------|----|----|---------|---|---|-----|-----|---------------|-----|----|----|----|---------|----|-----|-------|-----|
| | | | | Tot | S | A | Sk | Yds | No | Yds | Lg | TD | PD | FF | FR | Yds | TFL | STT |
| 2011 | N.Y. Giants | 4 | 0 | 3 | 2 | 1 | 0.0 | 0.0 | 0 | 0 | - | 0 | 0 | 0 | 0 | 0 | 0.0 | 0 |

SEASON / CAREER / PLAYOFF HIGHS

| | 2017 | Career | Playoff |
|-------------------------------|----------------|-----------------------------|---------------------|
| Tackles | 6, twice | 10, twice | 2, vs. ATL (1/8/12) |
| Solos | 6, twice | 10, vs. DEN (9/15/13) | 1, twice |
| Tackles For Loss | None | 1, seven times | None |
| Sacks | None | None | None |
| Interceptions | None | 1, 7 times | None |



58 JONATHAN ANDERSON

Ht: 6-1**Wt:** 235**Age:** 26**College:** TCU**Bears Season:** 3**NFL Season:** 3**Acquired:** Undrafted free agent in 2015

LINEBACKER

PRO CAREER: In his third season, appeared in 28 contests with 3 starts for the Bears (2015-17) ... compiled 47 tackles, 1 interception, 5 pass breakups and 2 TFLs ... tallied 8 STTs ... in 2015, and teammate Harold Jones-Quartey became the first pair of undrafted rookies to record interceptions in the same season in Bears history.

2017 SEASON: Has played in 10 games for the Bears this season, making four tackles, three coming against Minnesota...Waived prior to Game 8, before being added to the practice squad.

PREVIOUS SEASONS: 2016: Appeared in 8 games (Games 1-3, 11-14 & 16), recording 3 tackles and 5 special teams tackles ... spent Weeks 4-12 on the practice squad. **2015:** Finished his rookie campaign recording 40 tackles, 1 interception, 5 pass breakups and 2 TFLs ... 40 tackles ranked 2nd among Bears rookies and 5 pass breakups led the Bears LB corps ... he and Harold Jones-Quartey became the first pair of undrafted rookies to record interceptions in the same season in Bears history.

2017 CHICAGO BEARS

| Date | W/L | Opponent | Tkls-S | Sk-YL | INT-Yds | PD | FF | FR | TFL | |
|---------------|-----|----------|----------------|------------|------------|----------|----------|----------|----------|--|
| 9/10 | L | ATL | PRACTICE SQUAD | | | | | | | |
| 9/17 | L | at TB | 1-1 | 0-0 | 0-0 | 0 | 0 | 0 | 0 | |
| 9/24 | W | PIT | 0-0 | 0-0 | 0-0 | 0 | 0 | 0 | 0 | |
| 9/28 | L | at GB | 0-0 | 0-0 | 0-0 | 0 | 0 | 0 | 0 | |
| 10/9 | L | MIN | 3-2 | 0-0 | 0-0 | 0 | 0 | 0 | 0 | |
| 10/15 | W | at BAL | 0-0 | 0-0 | 0-0 | 0 | 0 | 0 | 0 | |
| 10/22 | W | CAR | 0-0 | 0-0 | 0-0 | 0 | 0 | 0 | 0 | |
| 10/29 | L | at NO | NOT WITH TEAM | | | | | | | |
| 11/12 | L | GB | 0-0 | 0-0 | 0-0 | 0 | 0 | 0 | 0 | |
| 11/19 | L | DET | 0-0 | 0-0 | 0-0 | 0 | 0 | 0 | 0 | |
| 11/26 | L | at PHI | 0-0 | 0-0 | 0-0 | 0 | 0 | 0 | 0 | |
| 12/3 | L | SF | 0-0 | 0-0 | 0-0 | 0 | 0 | 0 | 0 | |
| 12/10 | W | at CIN | NOT WITH TEAM | | | | | | | |
| 12/16 | | at DET | | | | | | | | |
| 12/24 | | CLE | | | | | | | | |
| 12/31 | | at MIN | | | | | | | | |
| Totals | | | 4-3 | 0-0 | 0-0 | 0 | 0 | 0 | 0 | |

*Denotes Game Started


JONATHAN ANDERSON'S CAREER STATISTICS

REGULAR SEASON

| Year | Team | GP | GS | Tackles | | | | Interceptions | | | | Fumbles | | | Misc. | | | |
|-------------------|---------|-----------|----------|-----------|-----------|-----------|------------|---------------|----------|----------|----------|----------|----------|----------|----------|----------|------------|----------|
| | | | | Tot | S | A | Sk | Yds | No | Yds | Lg | TD | PD | FF | FR | Yds | TFL | STT |
| 2015 | Chicago | 11 | 3 | 40 | 31 | 9 | 0.0 | 0.0 | 1 | 0 | - | 0 | 5 | 0 | 0 | 0 | 2.0 | 3 |
| 2016 | Chicago | 8 | 0 | 3 | 1 | 2 | 0.0 | 0.0 | 0 | 0 | - | 0 | 0 | 0 | 0 | 0 | 0.0 | 5 |
| 2017 | Chicago | 10 | 0 | 4 | 3 | 1 | 0.0 | 0.0 | 0 | 0 | - | 0 | 0 | 0 | 0 | 0 | 0.0 | 0 |
| NFL totals | | 29 | 3 | 47 | 35 | 12 | 0.0 | 0.0 | 1 | 0 | - | 0 | 5 | 0 | 0 | 0 | 2.0 | 8 |

SEASON / CAREER / PLAYOFF HIGHS

| | 2017 | Career | Playoff |
|-------------------------------|-------------------------|----------------------------|---------|
| Tackles | 3, vs. MIN (10/9) | 13, at SD (10/19/15) | None |
| Solos | 2, vs. MIN (10/9) | 11, at SD (10/9/15) | None |
| Tackles For Loss | None | 1, twice | None |
| Sacks | None | None | None |



15 JOSHUA BELLAMY

Ht: 6-0

Wt: 211

Age: 28

College: Louisville

Bears Season: 4

NFL Season: 4

Acquired: Waived free agent in 2014 (NO)

WIDE RECEIVER

PRO CAREER: Appeared in 56 games (10 starts) in five seasons with Kansas City (2012), Washington (2013) and Chicago (2014-17), hauling in 53 receptions for 733 yards (13.8 avg) and 4 touchdowns ... coming off a career-high 282 receiving yards in 2016 ... has 6 kickoff returns for 128 yards (21.3 avg), 17 STTs and 1 opponent fumble recovery on a muffed punt.

2017 SEASON: Appeared in 12 games (five starts), catching 15 passes for 227 yards (15.1 avg) and 1 touchdown... Adds 2 STTs... Inactive for Game 11.

HONORS AND AWARDS: 2016: Brian Piccolo Award.

2017 CHICAGO BEARS

| Date | W/L | Opp. | Rec | Yds | Avg | Long | TD | |
|---------------|------------|--------|-----------|------------|-------------|------------|----------|--|
| 9/10 | L | ATL | 3 | 27 | 9.0 | 14 | 0 | |
| 9/17* | L | at TB | 4 | 51 | 12.8 | 17 | 0 | |
| 9/24 | W | PIT | 0 | 0 | 0.0 | - | 0 | |
| 9/28* | L | at GB | 3 | 36 | 12.0 | 15 | 0 | |
| 10/9 | L | MIN | 0 | 0 | 0.0 | - | 0 | |
| 10/15 | W | at BAL | 0 | 0 | 0.0 | - | 0 | |
| 10/22 | W | CAR | 0 | 0 | 0.0 | - | 0 | |
| 10/29 | L | at NO | 0 | 0 | 0.0 | - | 0 | |
| 11/12* | L | GB | 2 | 57 | 28.5 | 46t | 1 | |
| 11/19 | L | DET | 0 | 0 | 0.0 | - | 0 | |
| 11/26 | L | at PHI | INACTIVE | | | | | |
| 12/3* | L | SF | 1 | 4 | 4.0 | 4 | 0 | |
| 12/10* | W | at CIN | 2 | 52 | 26.0 | 36 | 0 | |
| 12/16 | | at DET | | | | | | |
| 12/24 | | CLE | | | | | | |
| 12/31 | | at MIN | | | | | | |
| Totals | 1-4 | | 15 | 227 | 15.1 | 46t | 1 | |

*Denotes Game Started

JOSHUA BELLAMY'S NFL STATISTICS

REGULAR SEASON

| Year | Team | GP-GS | Rec | Yds | Avg | Lg | TD | Rush | Yds | Avg | Lg | TD | STT |
|---------------------|-------------|--------------|-----------|------------|-------------|------------|----------|----------|-----------|------------|-----------|----------|-----------|
| 2012 | Kansas City | 3-0 | 0 | 0 | - | - | 0 | 0 | 0 | - | - | 0 | 0 |
| 2013 | Washington | 5-0 | 0 | 0 | - | - | 0 | 0 | 0 | - | - | 0 | 0 |
| 2014 | Chicago | 4-0 | 0 | 0 | - | - | 0 | 0 | 0 | - | - | 0 | 0 |
| 2015 | Chicago | 16-3 | 19 | 224 | 11.8 | 48t | 2 | 0 | 0 | - | - | 0 | 10 |
| 2016 | Chicago | 16-2 | 19 | 282 | 14.8 | 31 | 1 | 4 | 37 | 9.3 | 22 | 0 | 5 |
| 2017 | Chicago | 12-5 | 15 | 227 | 15.1 | 46t | 1 | 0 | 0 | 0.0 | - | 0 | 2 |
| Bears totals | | 48-10 | 53 | 733 | 13.8 | 48t | 4 | 4 | 37 | 9.3 | 22 | 0 | 17 |
| NFL totals | | 56-10 | 53 | 733 | 13.8 | 48t | 4 | 4 | 37 | 9.3 | 22 | 0 | 17 |

ADDITIONAL STATS: Kickoff Returns-- 6 for 113; 2012 KC (5 for 101); 2015 CHI (1 for 12).

SEASON / CAREER / PLAYOFF HIGHS

| | 2017 | Career | Playoff |
|------------------------|---------------------|------------------------|---------|
| Receptions..... | 4, at TB (9/17) | 6, at KC (10/11/15) | None |
| Receiving Yards..... | 57, vs. GB (11/12) | Same | None |
| Longest Reception..... | 46t, vs. GB (11/12) | 48t, vs. ARI (9/20/15) | None |
| Receiving TDs..... | 1, vs. GB (11/12) | 1, four times | None |



85 DANIEL BROWN

Ht: 6-5 **Wt:** 243
Age: 24 **College:** James Madison
Bears Season: 2 **NFL Season:** 3
Acquired: Waived FA gent in 2016 (BAL)

TIGHT END

PRO CAREER: Owns 32 receptions for 285 yards (8.9 avg) and 1 touchdown in 25 games (4 starts) over two NFL seasons with the Baltimore Ravens (2015) and Chicago Bears (2016) ... coming off of career-highs in receptions (16) and yards (124).

2017 SEASON: Appeared in 11 games as a reserve, recording 10 receptions for 97 yards (9.7 avg)... Inactive for Games 3 & 4.

PREVIOUS SEASONS: 2016: Appeared in 8 games with 3 starts after being claimed off waivers by the Ravens ... caught 16 passes for 124 yards (7.8 avg) and 1 touchdown with the Bears ... caught the game's opening touchdown against the Tennessee Titans (11/27). **2015:** Recorded 64 yards on 6 receptions (10.7 avg.) for the league's No. 8 passing attack (266.9 ypg) ... established career highs in receptions (5) and receiving yards (47), including a 31-yard career long, in his first-career start vs. Seattle (12/13) ... secured his first-career reception for 17 yards on a fourth-quarter scoring drive at Miami (12/6) ... caught a 52-yard TD reception on Baltimore's second possession that was nullified by a disputed offensive pass interference call ... made NFL debut at Cleveland (11/30).

2017 CHICAGO BEARS

| Date | W/L | Opp. | Rec | Yds | Avg | Long | TD | |
|---------------|------------|--------|-----------|-----------|------------|-----------|----------|--|
| 9/10 | L | ATL | 0 | 0 | 0.0 | - | 0 | |
| 9/17 | L | at TB | 0 | 0 | 0.0 | - | 0 | |
| 9/24 | W | PIT | INACTIVE | | | | | |
| 9/28 | L | at GB | INACTIVE | | | | | |
| 10/9 | L | MIN | 0 | 0 | 0.0 | - | 0 | |
| 10/15 | W | at BAL | 0 | 0 | 0.0 | - | 0 | |
| 10/22 | W | CAR | 0 | 0 | 0.0 | - | 0 | |
| 10/29 | L | at NO | 1 | 9 | 9.0 | - | 0 | |
| 11/12 | L | GB | 2 | 23 | 11.5 | 16 | 0 | |
| 11/19 | L | DET | 2 | 23 | 11.5 | 13 | 0 | |
| 11/26 | L | at PHI | 2 | 20 | 10.0 | 12 | 0 | |
| 12/3 | L | SF | 1 | 13 | 13.0 | 13 | 0 | |
| 12/10 | W | at CIN | 2 | 9 | 4.5 | 6 | 0 | |
| 12/16 | | at DET | | | | | | |
| 12/24 | | CLE | | | | | | |
| 12/31 | | at MIN | | | | | | |
| Totals | 0-0 | | 10 | 97 | 9.7 | 16 | 0 | |

*Denotes Game Started

DANIEL BROWN'S NFL STATISTICS

REGULAR SEASON

| Year | Team | GP-GS | Rec | Yds | Avg | Lg | TD |
|-------------------|-----------|-------------|-----------|------------|------------|-----------|----------|
| 2015 | Baltimore | 6-1 | 6 | 64 | 10.7 | 31 | 0 |
| 2016 | Chicago | 8-3 | 16 | 124 | 7.8 | 12 | 1 |
| 2017 | Chicago | 11-0 | 10 | 97 | 9.7 | 16 | 0 |
| NFL Totals | | 25-4 | 32 | 285 | 8.9 | 31 | 1 |

SEASON / CAREER / PLAYOFF HIGHS

| | 2017 | Career | Playoff |
|--------------------------------|-------------------------|----------------------------|---------|
| Receptions | 2, four times..... | 6, at DET (12/11/16)..... | None |
| Receiving Yards | 23, twice..... | 47, at SEA (12/13/15)..... | None |
| Longest Reception | 16, vs. GB (11/12)..... | 31, at SEA (12/13/15)..... | None |
| Receiving TDs | None..... | 1, vs. TEN (11/27/16)..... | None |



90 JONATHAN BULLARD

Ht: 6-3 **Wt:** 290
Age: 24 **College:** Florida
Bears Season: 2 **NFL Season:** 2
Acquired: 2nd round of the 2014 draft (51st overall)

DEFENSIVE LINE

PRO CAREER: Appeared in 27 games (1 start) for the Bears over two seasons (2015-16) ... totaled 41 tackles, 2 sacks, 1 forced fumble, 1 pass defense and 5 TFLs ... made NFL debut against Houston (9/11/16) and made first career sack at Indianapolis (10/9/16).

2017 SEASON: Appeared in 13 games (one start), recording 17 tackles, 1 sack, 2 TFLs, 1 forced fumble and 1 pass defense.

2016 SEASON: Totaled 24 tackles, 1 sack, 3 TFLs ... one of three Bears rookies to record a sack.

2017 CHICAGO BEARS

| Date | W/L | Opponent | Tkls-S | Sk-YL | INT-Yds | PD | FF | FR | TFL |
|---------------|------------|----------|--------------|------------|------------|----------|----------|----------|----------|
| 9/10 | L | ATL | 0-0 | 0-0 | 0-0 | 0 | 0 | 0 | 0 |
| 9/17 | L | at TB | 1-1 | 0-0 | 0-0 | 0 | 0 | 0 | 0 |
| 9/24 | W | PIT | 2-2 | 0-0 | 0-0 | 0 | 0 | 0 | 0 |
| 9/28 | L | at GB | 0-0 | 0-0 | 0-0 | 1 | 0 | 0 | 0 |
| 10/9 | L | MIN | 1-1 | 0-0 | 0-0 | 0 | 0 | 0 | 0 |
| 10/15 | W | at BAL | 0-0 | 0-0 | 0-0 | 0 | 0 | 0 | 0 |
| 10/22 | W | CAR | 2-1 | 0-0 | 0-0 | 0 | 0 | 0 | 0 |
| 10/29 | L | at NO | 3-3 | 0-0 | 0-0 | 0 | 1 | 0 | 0 |
| 11/12 | L | GB | 0-0 | 0-0 | 0-0 | 0 | 0 | 0 | 0 |
| 11/19 | L | DET | 1-1 | 0-0 | 0-0 | 0 | 0 | 0 | 0 |
| 11/26 | L | at PHI | 3-1 | 1-4 | 0-0 | 0 | 0 | 0 | 1 |
| 12/3 | L | SF | 4-3 | 0-0 | 0-0 | 0 | 0 | 0 | 1 |
| 12/10* | W | at CIN | 0-0 | 0-0 | 0-0 | 0 | 0 | 0 | 0 |
| 12/16 | | at DET | | | | | | | |
| 12/24 | | CLE | | | | | | | |
| 12/31 | | at MIN | | | | | | | |
| Totals | 1-0 | | 17-13 | 1-4 | 0-0 | 1 | 1 | 0 | 2 |

*Denotes Game Started

JONATHAN BULLARD'S CAREER STATISTICS

REGULAR SEASON

| Year | Team | GP | GS | Tackles | | | | Interceptions | | | | Fumbles | | | Misc. | | | | |
|-------------------|---------|-----------|----------|-----------|-----------|-----------|------------|---------------|----------|----------|----------|----------|----------|----------|----------|----------|----------|------------|----------|
| | | | | Tot | S | A | Sk | Yds | No | Yds | Lg | TD | PD | FF | FR | Yds | TFL | STT | |
| 2016 | Chicago | 14 | 1 | 24 | 18 | 6 | 1.0 | 3 | 0 | 0 | - | 0 | 0 | 0 | 0 | 0 | 0 | 3.0 | 0 |
| 2017 | Chicago | 13 | 1 | 17 | 13 | 4 | 1.0 | 4 | 0 | 0 | - | 0 | 1 | 1 | 0 | 0 | 0 | 2.0 | 0 |
| NFL totals | | 27 | 2 | 41 | 31 | 10 | 2.0 | 7 | 0 | 0 | - | 0 | 1 | 1 | 0 | 0 | 0 | 5.0 | 0 |

SEASON / CAREER / PLAYOFF HIGHS

| | 2017 | Career | Playoff |
|-------------------------------|-------------------------|---------------------|---------|
| Tackles | 4, vs. SF (12/3), | Same | None |
| Solos | 3, twice | 3, five times | None |
| Tackles For Loss | 1, twice | 1, five times | None |
| Sacks | 1, at PHI (11/26) | 1, twice | None |



46 MICHAEL BURTON

Ht: 6-0 **Wt:** 247
Age: 25 **College:** Rutgers
Bears Season: 1 **NFL Season:** 3
Acquired: Waived free agent in 2017 (DET)

FULLBACK

PRO CAREER: Appeared in 44 games with 10 starts over three seasons with the Detroit Lions (2015-16) and Chicago Bears (2017), recording 6 carries for 9 yards (1.5 avg) and 7 receptions for 47 yards (6.7 avg) and one touchdown ... adds 4 career special teams tackles.

2017 SEASON: Appeared in 13 games (three starts) carrying the ball two times for 7 yards (3.5 avg) and catching one pass for 8 yards (8.0 avg).

PREVIOUS SEASONS: 2016: Appeared in 15 games (Games 1-15) for the Detroit Lions, recording 1 special team tackle. **2015:** Played in all 16 games as a rookie, including 7 starts ... carried the ball 4 times for 2 yards (0.5 avg) and caught 6 passes for 39 yards (6.5 avg) and 1 TD ... also added 3 special teams tackles.

2017 CHICAGO BEARS

| Date | W/L | Opp. | Rush | Yards | Avg. | Lg | TD | Rec. | Yards | Avg. | Lg | TD |
|---------------|------------|--------|----------|----------|------------|----------|----------|----------|----------|------------|----------|----------|
| 9/10 | L | ATL | 1 | 7 | 7.0 | 7 | 0 | 0 | 0 | 0.0 | - | 0 |
| 9/17* | L | at TB | 0 | 0 | 0.0 | - | 0 | 0 | 0 | 0.0 | - | 0 |
| 9/24 | W | PIT | 0 | 0 | 0.0 | - | 0 | 0 | 0 | 0.0 | - | 0 |
| 9/28 | L | at GB | 0 | 0 | 0.0 | - | 0 | 0 | 0 | 0.0 | - | 0 |
| 10/9 | L | MIN | 0 | 0 | 0.0 | - | 0 | 0 | 0 | 0.0 | - | 0 |
| 10/15 | W | at BAL | 0 | 0 | 0.0 | - | 0 | 1 | 8 | 8.0 | 8 | 0 |
| 10/22 | W | CAR | 0 | 0 | 0.0 | - | 0 | 0 | 0 | 0.0 | - | 0 |
| 10/29 | L | at NO | 0 | 0 | 0.0 | - | 0 | 0 | 0 | 0.0 | - | 0 |
| 11/12* | L | GB | 0 | 0 | 0.0 | - | 0 | 0 | 0 | 0.0 | - | 0 |
| 11/19 | L | DET | 0 | 0 | 0.0 | - | 0 | 0 | 0 | 0.0 | - | 0 |
| 11/26 | L | at PHI | 0 | 0 | 0.0 | - | 0 | 0 | 0 | 0.0 | - | 0 |
| 12/3* | L | SF | 0 | 0 | 0.0 | - | 0 | 0 | 0 | 0.0 | - | 0 |
| 12/10 | W | at CIN | 1 | 0 | 0.0 | 0 | 0 | 0 | 0 | 0.0 | - | 0 |
| 12/16 | | at DET | | | | | | | | | | |
| 12/24 | | CLE | | | | | | | | | | |
| 12/31 | | at MIN | | | | | | | | | | |
| Totals | 0-3 | | 2 | 7 | 3.5 | 7 | 0 | 1 | 8 | 8.0 | 8 | 0 |

*Denotes Game Started

MICHAEL BURTON'S NFL STATISTICS

REGULAR SEASON

| Year | Team | GP-GS | Rush | Yds | Avg | Lg | TD | Rec | Yds | Avg | Lg | TD | STT |
|-------------------|---------|--------------|----------|----------|------------|----------|----------|----------|-----------|------------|-----------|----------|----------|
| 2015 | Detroit | 16-7 | 4 | 2 | 0.5 | 2 | 0 | 6 | 39 | 6.5 | 12 | 1 | 3 |
| 2016 | Detroit | 15-0 | 0 | 0 | 0.0 | - | 0 | 0 | 0 | 0.0 | - | 0 | 1 |
| 2017 | Chicago | 13-3 | 2 | 7 | 3.5 | 7 | 0 | 1 | 8 | 8.0 | 8 | 0 | 0 |
| NFL totals | | 44-10 | 6 | 9 | 1.5 | 7 | 0 | 7 | 47 | 6.7 | 12 | 1 | 4 |

SEASON / CAREER / PLAYOFF HIGHS

| | 2017 | Career | Playoff |
|------------------------|-------------------|-----------------------|---------|
| Rushes..... | 1, twice | 1, three times | None |
| Rushing Yards..... | 7, vs. ATL (9/10) | Same | None |
| Longest Run..... | 7, vs. ATL (9/10) | Same | None |
| Receptions..... | 1, at BAL (10/15) | 2, at NO (12/21/15) | None |
| Receiving Yards..... | 8, at BAL (10/15) | 12, at STL (12/13/15) | None |
| Longest Reception..... | 8, at BAL (10/15) | 12, at STL (12/13/15) | None |
| Receiving TDs..... | None | 1, at NO (12/21/15) | None |



26 DEON BUSH

Ht: 6-0 **Wt:** 200
Age: 24 **College:** Miami (Fla.)
Bears Season: 2 **NFL Season:** 2
Acquired: 4th round of the 2016 draft (124th overall)

DEFENSIVE BACK

PRO CAREER: Begins second NFL season, appearing in 21 games with 6 starts for the Chicago Bears (2016-17) ... owns 22 tackles, 1 pass breakup and 2 STTs.

2017 SEASON: Appeared in 10 games as a reserve, recording 1 tackle and 1 STT. Inactive games 2-3 & 12.

2016 SEASON: Played in 11 games (Games 3, 6-15), starting 6 (Games 10-15), recording 22 tackles and 1 pass breakup and 1 STT.

2017 CHICAGO BEARS

| Date | W/L | Opponent | Tkls-S | Sk-YL | INT-Yds | PD | FF | FR | TFL |
|---------------|------------|----------|------------|------------|------------|----------|----------|----------|----------|
| 9/10 | L | ATL | 0-0 | 0-0 | 0-0 | 0 | 0 | 0 | 0 |
| 9/17 | L | at TB | | | INACTIVE | | | | |
| 9/24 | W | PIT | | | INACTIVE | | | | |
| 9/28 | L | at GB | 0-0 | 0-0 | 0-0 | 0 | 0 | 0 | 0 |
| 10/9 | L | MIN | 0-0 | 0-0 | 0-0 | 0 | 0 | 0 | 0 |
| 10/15 | W | at BAL | 0-0 | 0-0 | 0-0 | 0 | 0 | 0 | 0 |
| 10/22 | W | CAR | 0-0 | 0-0 | 0-0 | 0 | 0 | 0 | 0 |
| 10/29 | L | at NO | 0-0 | 0-0 | 0-0 | 0 | 0 | 0 | 0 |
| 11/12 | L | GB | 0-0 | 0-0 | 0-0 | 0 | 0 | 0 | 0 |
| 11/19 | L | DET | 0-0 | 0-0 | 0-0 | 0 | 0 | 0 | 0 |
| 11/26 | L | at PHI | 1-0 | 0-0 | 0-0 | 0 | 0 | 0 | 0 |
| 12/3 | L | SF | | | INACTIVE | | | | |
| 12/10 | W | at CIN | 0-0 | 0-0 | 0-0 | 0 | 0 | 0 | 0 |
| 12/16 | | at DET | | | | | | | |
| 12/24 | | CLE | | | | | | | |
| 12/31 | | at MIN | | | | | | | |
| Totals | 0-0 | | 1-0 | 0-0 | 0-0 | 0 | 0 | 0 | 0 |

DEON BUSH'S CAREER STATISTICS

REGULAR SEASON

| Year | Team | GP | GS | Tackles | | | | Interceptions | | | | Fumbles | | | Misc. | | | |
|-------------------|---------|-----------|----------|-----------|-----------|----------|------------|---------------|----------|----------|----------|----------|----------|----------|----------|----------|------------|----------|
| | | | | Tot | S | A | Sk | Yds | No | Yds | Lg | TD | PD | FF | FR | Yds | TFL | STT |
| 2016 | Chicago | 11 | 6 | 22 | 17 | 5 | 0.0 | 0.0 | 0 | 0 | - | 0 | 1 | 0 | 0 | 0 | 0.0 | 1 |
| 2017 | Chicago | 10 | 0 | 1 | 0 | 1 | 0.0 | 0.0 | 0 | 0 | - | 0 | 0 | 0 | 0 | 0 | 0.0 | 1 |
| NFL totals | | 21 | 6 | 23 | 17 | 6 | 0.0 | 0.0 | 0 | 0 | - | 0 | 1 | 0 | 0 | 0 | 0.0 | 2 |

SEASON / CAREER / PLAYOFF HIGHS

| | 2017 | Career | Playoff |
|-------------------------------|-------------------|----------------------|---------|
| Tackles | 1, at PHI (11/26) | 8, at NYG (11/20/16) | None |
| Solos | None | 6, at NYG (11/20/16) | None |
| Tackles For Loss | None | None | None |
| Interceptions | None | None | None |



37 BRYCE CALLAHAN

Ht: 5-9 Wt: 191
Age: 26 College: Rice
Bears Season: 3 NFL Season: 3
Acquired: Undrafted free agent in 2015

DEFENSIVE BACK

PRO CAREER: Begins third professional campaign, appearing in 29 contests with 18 starts, producing 77 tackles, 4 TFLs, 2 sacks, 1 forced fumble, 1 interception and 20 pass breakups for the Chicago Bears (2015-17) ... 7 pass breakups ranked 3rd on the Bears and 4 TFLs led the Bears secondary in 2015.

2017 SEASON: Appeared in nine games (four starts), recording 18 tackles, one sack, one forced fumble, one interception and four pass defenses... Inactive for Games 9-12.

PREVIOUS SEASONS: 2016: Played in 11 games (Games 1-2, 4-7, 10-13 & 15) starting 10, producing 36 tackles and 9 pass breakups. **2015:** Started 3-of-9 games, collecting 23 tackles, 4 TFLs, 1 sack and 7 pass breakups ... 7 pass breakups ranked 3rd on the Bears and 4 TFLs led the Bears secondary ... inactive Games 13-15 due to a quad injury.

2017 CHICAGO BEARS

| Date | W/L | Opponent | Tkls-S | Sk-YL | INT-Yds | PD | FF | FR | TFL |
|---------------|------------|----------|--------------|-------------|-------------|----------|----------|----------|----------|
| 9/10* | L | ATL | 2-1 | 0-0 | 0-0 | 0 | 0 | 0 | 0 |
| 9/17 | L | at TB | 0-0 | 0-0 | 0-0 | 1 | 0 | 0 | 0 |
| 9/24 | W | PIT | 4-3 | 1-12 | 0-0 | 0 | 1 | 0 | 0 |
| 9/28* | L | at GB | 1-0 | 0-0 | 0-0 | 0 | 0 | 0 | 0 |
| 10/9* | L | MIN | 3-3 | 0-0 | 0-0 | 1 | 0 | 0 | 0 |
| 10/15 | W | at BAL | 4-3 | 0-0 | 1-52 | 1 | 0 | 0 | 0 |
| 10/22* | W | CAR | 2-2 | 0-0 | 0-0 | 0 | 0 | 0 | 0 |
| 10/29 | L | at NO | 1-0 | 0-0 | 0-0 | 1 | 0 | 0 | 0 |
| 11/12 | L | GB | | | INACTIVE | | | | |
| 11/19 | L | DET | | | INACTIVE | | | | |
| 11/26 | L | at PHI | | | INACTIVE | | | | |
| 12/3 | L | SF | | | INACTIVE | | | | |
| 12/10* | W | at CIN | 1-1 | 0-0 | 0-0 | 0 | 0 | 0 | 0 |
| 12/16 | | at DET | | | | | | | |
| 12/24 | | CLE | | | | | | | |
| 12/31 | | at MIN | | | | | | | |
| Totals | 2-2 | | 18-13 | 1-12 | 1-52 | 4 | 1 | 0 | 0 |

*Denotes Game Started


BRYCE CALLAHAN'S CAREER STATISTICS

REGULAR SEASON

| Year | Team | GP | GS | Tackles | | | | Interceptions | | | | Fumbles | | | Misc. | | | |
|-------------------|---------|-----------|-----------|-----------|-----------|-----------|------------|---------------|----------|-----------|-----------|----------|-----------|----------|----------|----------|------------|----------|
| | | | | Tot | S | A | Sk | Yds | No | Yds | Lg | TD | PD | FF | FR | Yds | TFL | STT |
| 2015 | Chicago | 9 | 3 | 23 | 18 | 5 | 1.0 | 0.0 | 0 | 0 | - | 0 | 7 | 0 | 0 | 0 | 4.0 | 0 |
| 2016 | Chicago | 11 | 10 | 36 | 29 | 7 | 0.0 | 0.0 | 0 | 0 | - | 0 | 9 | 0 | 0 | 0 | 0.0 | 1 |
| 2017 | Chicago | 9 | 5 | 18 | 13 | 5 | 1.0 | 12.0 | 1 | 52 | 52 | 0 | 4 | 1 | 0 | 0 | 0.0 | 0 |
| NFL totals | | 29 | 18 | 77 | 60 | 17 | 2.0 | 12.0 | 1 | 52 | 52 | 0 | 20 | 1 | 0 | 0 | 4.0 | 1 |

SEASON / CAREER / PLAYOFF HIGHS

| | 2017 | Career | Playoff |
|------------------|-------------------|-----------------------|---------|
| Tackles | 4, twice | 7, vs. JAX (10/16/16) | None |
| Solos | 3, three times | 6, vs. JAX (10/16/16) | None |
| Tackles For Loss | None | 1, four times | None |
| Interceptions | 1, at BAL (10/15) | Same | None |



29 TARIK COHEN

Ht: 5-6
Age: 22

Wt: 179
College: North Carolina A&T

Acquired: 4th round of the 2017 draft (119th overall)

RUNNING BACK

COLLEGE CAREER: Appeared in 46 games with 41 starts in four seasons (2013-16) for North Carolina A&T, rushing for 5,619 yards on 868 carries and 56 touchdowns (all school records)... Added 98 receptions for 945 yards and 3 touchdowns... Career performances made him the conference's first three-time Offensive Player of the Year ... 2016 NCAA FCS and Walter Camp First Team All-America ... enjoyed a record-breaking campaign, setting single-season school records in rushing (1,588) and touchdowns (19) and earned All-America status from four different outlets ... also rushed for more than 200 yards in four different games ... leaves as the Mid-Eastern Athletic Conference's all-time leading rusher with 5,619 yards and its first three-time Offensive Player of the Year (2014, 2015, 2016) ... finished his career with five three-TD performances.

2017 SEASON: Appeared in 13 games (three starts) rushing for 347 yards on 80 carries (4.3 avg) and 2 touchdowns ... 41 receptions for 311 yards (7.6 avg) and 1 touchdown ... season-high 80 yards rushing at CIN (12/10) ... Threw a 21-yard passing touchdown at BAL (10/15)... Caught a season long 70-yard pass vs. CAR (10/22)... Adds 22 punt returns for 223 yards (10.1 avg) and 1 touchdown. and 18 kickoff returns for 413 yards (22.9 avg)... Set a franchise record for all-purpose yards in a rookie debut (158) vs. ATL (9/17)... Became shortest player since 1934 to throw an NFL touchdown pass... Became the first NFL rookie to record a rushing, receiving, passing and punt return touchdown since Gale Sayers in 1965.

2017 CHICAGO BEARS

| Date | W/L | Opp. | Rush | Yards | Avg. | Lg | TD | Rec. | Yards | Avg. | Lg | TD |
|---------------|------------|--------|-----------|------------|------------|-----------|----------|-----------|------------|------------|-----------|----------|
| 9/10 | L | ATL | 5 | 66 | 13.2 | 46 | 0 | 8 | 46 | 5.9 | 19t | 1 |
| 9/17* | L | at TB | 7 | 13 | 1.9 | 9 | 0 | 8 | 55 | 6.9 | 14 | 0 |
| 9/24 | W | PIT | 12 | 78 | 6.5 | 36 | 0 | 4 | 24 | 6.0 | 9 | 0 |
| 9/28 | L | at GB | 6 | 24 | 4.0 | 7 | 0 | 4 | 24 | 6.0 | 8 | 0 |
| 10/9 | L | MIN | 6 | 13 | 2.2 | 7 | 0 | 1 | -1 | -1.0 | -1 | 0 |
| 10/15 | W | at BAL | 14 | 32 | 2.3 | 9 | 0 | 1 | 14 | 14.0 | 14 | 0 |
| 10/22 | W | CAR | 0 | 0 | 0.0 | - | 0 | 1 | 70 | 70.0 | 70 | 0 |
| 10/29 | L | at NO | 4 | 2 | 0.5 | 5 | 1 | 1 | 6 | 6.0 | 6 | 0 |
| 11/12 | L | GB | 1 | 1 | 1.0 | 1 | 0 | 1 | 10 | 10.0 | 10 | 0 |
| 11/19* | L | DET | 9 | 44 | 4.9 | 15t | 1 | 4 | 15 | 3.8 | 13 | 0 |
| 11/26 | L | at PHI | 2 | -11 | -5.5 | 1 | 0 | 2 | 8 | 4.0 | 7 | 0 |
| 12/3* | L | SF | 2 | 5 | 2.5 | 4 | 0 | 4 | 39 | 9.8 | 21 | 0 |
| 12/10 | W | at CIN | 12 | 80 | 6.7 | 29 | 0 | 2 | 5 | 2.5 | 3 | 0 |
| 12/16 | | at DET | | | | | | | | | | |
| 12/24 | | CLE | | | | | | | | | | |
| 12/31 | | at MIN | | | | | | | | | | |
| Totals | 0-3 | | 80 | 347 | 4.3 | 46 | 2 | 41 | 311 | 7.6 | 70 | 1 |

*Denotes Game Started



TARIK COHEN'S NFL STATISTICS

REGULAR SEASON

| Year | Team | GP-GS | Rush | Yds | Avg | Lg | TD | Rec | Yds | Avg | Lg | TD | STT |
|------|---------|-------|------|-----|-----|----|----|-----|-----|-----|----|----|-----|
| 2017 | Chicago | 13-3 | 80 | 347 | 4.3 | 46 | 2 | 41 | 311 | 7.6 | 70 | 1 | 0 |

| Year | Team | KR | Yds | Avg | LG | TD | PR | FC | Yds | Avg | Lg | TD |
|------|---------|----|-----|------|----|----|----|----|-----|-----|-----|----|
| 2017 | Chicago | 20 | 454 | 22.7 | 46 | 0 | 24 | 11 | 230 | 9.6 | 61t | 1 |

ADDITIONAL STATS: Passing-- 1 for 1, 21 yards, 1 touchdown.

SEASON / CAREER / PLAYOFF HIGHS

| | 2017 | Career | Playoff |
|------------------------|---------------------|--------|---------|
| Rushes..... | 14, at BAL (10/15) | Same | None |
| Rushing Yards..... | 80, at CIN (12/10) | Same | None |
| Longest Run..... | 46, vs. ATL (9/10) | Same | None |
| Rushing TDs..... | 1, twice | Same | None |
| Receptions..... | 8, twice | Same | None |
| Receiving Yards..... | 55, at TB (9/17) | Same | None |
| Longest Reception..... | 70, vs. CAR (10/22) | Same | None |
| Receiving TDs..... | 1, vs. ATL (9/10) | Same | None |

TARIK COHEN'S COLLEGE STATISTICS

| Year | Team | GP-GS | Rush | Yds | Avg | Lg | TD | Rec | Yds | Avg | Lg | TD |
|---------------|--------|--------------|------------|--------------|------------|-----------|-----------|-----------|------------|------------|-----------|----------|
| 2013 | NC A&T | 11-6 | 195 | 1,148 | 5.9 | 49 | 8 | 11 | 152 | 13.8 | 81 | 1 |
| 2014 | NC A&T | 11-11 | 197 | 1,340 | 6.8 | 81 | 15 | 25 | 237 | 9.5 | 68 | 1 |
| 2015 | NC A&T | 12-12 | 264 | 1,543 | 5.8 | 83 | 15 | 25 | 217 | 8.7 | 52 | 0 |
| 2016 | NC A&T | 12-12 | 212 | 1,588 | 7.5 | 94 | 18 | 37 | 339 | 9.2 | 45 | 1 |
| Totals | | 46-41 | 868 | 5,619 | 6.5 | 94 | 56 | 98 | 945 | 9.6 | 81 | 3 |

ADDITIONAL STATS: Punt Returns - 1 returns for 4 yards (4.0 avg). Kick Returns - 1 return for 26 yards (26.0 avg).



76 TOM COMPTON

Ht: 6-5

Wt: 308

Age: 28

College: South Dakota

Bears Season: 1

NFL Season: 5

Acquired: Unrestricted free agent in 2017 (ATL)

OFFENSIVE LINE

PRO CAREER: Appeared in 69 games (13 starts) in 4 seasons with the Washington Redskins (2013-15), Atlanta Falcons (2016) and Chicago Bears (2017) ... helped the Falcons to finish top 5 in the league in total yards (2nd), first downs (2nd), passing yards (3rd) and rushing yards (5th) on the way to Super Bowl LI.

2017 SEASON: Appeared in 9 games (three starts)... Did not play Game 3, inactive for Games 9-11.

PREVIOUS SEASONS: 2016: Appeared in all 16 regular season games as well wsa 3 postseason games for the Atlanta Falcons ... helped the Falcons to finish top 5 in the league in total yards (2nd), first downs (2nd), passing yards (3rd) and rushing yards (5th) on the way to Super Bowl LI. **2015:** Appeared in 13 games with 1 start as an extra tackle for the Washington Redskins ... appeared in first career post season game. **2014:** Appeared in all 16 games with 9 starts at RT for the Washington Redskins. **2013:** Appeared in 15 games for the Washington Redskins. **2012:** Spent season on Washington Redskins practice squad.

TOM COMPTON'S NFL STATISTICS

REGULAR SEASON

GAMES PLAYED-STARTED - 69-13: 2013 WAS (15-0); 2014 WAS (16-9); 2015 WAS (13-1); 2016 ATL (16-0); 2017 CHI (9-3).

POSTSEASON

GAMES PLAYED-STARTED - 4-0: 2015 WAS (1-0); 2016 ATL (3-0).



31 MARCUS COOPER, SR.

Ht: 6-2**Wt:** 192**Age:** 27**College:** Rutgers**Bears Season:** 1**NFL Season:** 5**Acquired:** Unrestricted free agent in 2017 (ARI)

DEFENSIVE BACK

PRO CAREER: Owns 143 tackles, 7 interceptions, 35 pass breakups, 1 forced fumble and 1 fumble recovery in 66 career games with 28 starts with the Chiefs (2013-15), Cardinals (2016) and Bears (2017) ... Adds 8 STTs... owns 17 tackles and 1 TFL in the postseason.

2017 SEASON: Appeared in 12 games (3 starts) , recording 12 tackles and 3 pass defenses. Adds 2 STTs... Inactive for Game 5.

PREVIOUS SEASONS: 2016: Appeared in 15 games with 13 starts, recording 69 tackles, 4 interceptions (1 returned for a touchdown), 11 pass breakups for the Arizona Cardinals ... 11 pass breakups led the team ... intercepted and returned a Jameis Winston pass for 60 yards for his first career touchdown (vs. TB 9/18/16). **2015:** Appeared in 14 games with 13 starts for the Houston Texans, recording 61 tackles, 0.5 sacks, 1 interception, 6 pass breakups, 1 forced fumble and 1 TFL. **2014:** Appeared in 16 games with 9 starts for the New York Giants, recording 54 tackles, 4 interceptions, 7 pass breakups, 1 forced fumble and 1 TFL ... added 3 STT. **2013:** Played in all 16 games with 6 starts for the Kansas City Chiefs, recording 32 tackles, 4 interceptions and 9 pass breakups.

2017 CHICAGO BEARS

| Date | W/L | Opponent | Tkls-S | Sk-YL | INT-Yds | PD | FF | FR | TFL |
|---------------|------------|----------|--------------|------------|------------|----------|----------|----------|----------|
| 9/10* | L | ATL | 4-4 | 0-0 | 0-0 | 1 | 0 | 0 | 0 |
| 9/17* | L | at TB | 6-6 | 0-0 | 0-0 | 0 | 0 | 0 | 0 |
| 9/24* | W | PIT | 1-1 | 0-0 | 0-0 | 2 | 0 | 0 | 0 |
| 9/28* | L | at GB | 1-1 | 0-0 | 0-0 | 0 | 0 | 0 | 0 |
| 10/9 | L | MIN | | | INACTIVE | | | | |
| 10/15 | W | at BAL | 0-0 | 0-0 | 0-0 | 0 | 0 | 0 | 0 |
| 10/22 | W | CAR | 0-0 | 0-0 | 0-0 | 0 | 0 | 0 | 0 |
| 10/29 | L | at NO | 0-0 | 0-0 | 0-0 | 0 | 0 | 0 | 0 |
| 11/12 | L | GB | 0-0 | 0-0 | 0-0 | 0 | 0 | 0 | 0 |
| 11/19 | L | DET | 0-0 | 0-0 | 0-0 | 0 | 0 | 0 | 0 |
| 11/26 | L | at PHI | 0-0 | 0-0 | 0-0 | 0 | 0 | 0 | 0 |
| 12/3 | L | SF | 1-1 | 0-0 | 0-0 | 0 | 0 | 0 | 0 |
| 12/10 | W | at CIN | 0-0 | 0-0 | 0-0 | 0 | 0 | 0 | 0 |
| 12/16 | | at DET | | | | | | | |
| 12/24 | | CLE | | | | | | | |
| 12/31 | | at MIN | | | | | | | |
| Totals | 1-3 | | 13-13 | 0-0 | 0-0 | 3 | 0 | 0 | 0 |

*Denotes Game Started



MARCUS COOPER'S NFL STATISTICS

REGULAR SEASON

| Year | Team | GP | GS | Tackles | | | | Yds | No | Interceptions | | | | Fumbles | | | Misc. | |
|-------------------|-------------|-----------|-----------|------------|------------|-----------|------------|------------|----------|---------------|------------|----------|-----------|----------|----------|-----------|------------|----------|
| | | | | Tot | S | A | Sk | | | Yds | Lg | TD | PD | FF | FR | Yds | TFL | STT |
| 2013 | Kansas City | 16 | 6 | 41 | 38 | 3 | 0.0 | 0.0 | 3 | 32 | 20 | 0 | 18 | 1 | 1 | 0 | 0.0 | 3 |
| 2014 | Kansas City | 13 | 4 | 18 | 18 | 0 | 0.0 | 0.0 | 0 | 0 | 0 | 0 | 3 | 0 | 0 | 0 | 0.0 | 3 |
| 2015 | Kansas City | 10 | 1 | 2 | 2 | 0 | 0.0 | 0.0 | 0 | 0 | 0 | 0 | 0 | 0 | 0 | 33 | 0.0 | 0 |
| 2016 | Arizona | 15 | 13 | 69 | 62 | 7 | 0.0 | 0.0 | 4 | 95 | 60t | 1 | 11 | 0 | 0 | 0 | 0.0 | 0 |
| 2017 | Chicago | 12 | 4 | 13 | 13 | 0 | 0.0 | 0.0 | 0 | 0 | - | 0 | 3 | 0 | 0 | 0 | 0.0 | 2 |
| NFL totals | | 66 | 28 | 143 | 133 | 10 | 0.0 | 0.0 | 7 | 127 | 60t | 1 | 35 | 1 | 1 | 33 | 0.0 | 8 |

POSTSEASON

| Year | Team | GP | GS | Tackles | | | | Yds | No | Interceptions | | | | Fumbles | | | Misc. | | |
|-------------------|-------------|----------|----------|----------|----------|----------|------------|------------|----------|---------------|----------|----------|----------|----------|----------|----------|----------|----------|----------|
| | | | | Tot | S | A | Sk | | | Yds | Lg | TD | PD | FF | FR | Yds | TFL | STT | |
| 2013 | Kansas City | 1 | 0 | 2 | 1 | 1 | 0.0 | 0.0 | 0 | 0 | - | 0 | 1 | 0 | 0 | 0 | 0 | 0 | 0 |
| Postseason | | 1 | 0 | 2 | 1 | 1 | 0.0 | 0.0 | 0 | 0 | - | 0 | 1 | 0 | 0 | 0 | 0 | 0 | 0 |

SEASON / CAREER / PLAYOFF HIGHS

| | 2017 | Career | Playoff |
|----------------------------|-------------------------|-----------------------------|--------------------|
| Tackles | 6, at TB (9/17) | 9, at ATL (11/27/16) | 2, at IND (1/4/14) |
| Solos | 6, at TB (9/17) | 9, at ATL (11/27/16) | 1, at IND (1/4/14) |
| Pass Defenses | 1, vs. ATL (9/10) | 4, vs. OAK (10/13/13) | 1, at IND (1/4/14) |
| Interceptions | None | 2, vs. TB (9/18/16) | None |



69 RASHAAD COWARD

Ht: 6-6
Age: 22

Wt: 310
College: Old Dominion

Acquired: Undrafted free agent in 2017.

DEFENSIVE LINE

COLLEGE CAREER: Appeared in 47 games, totaling 136 tackles, 14.5 tackles for a loss, 3.5 sacks, two fumble recoveries and one pass breakup in four seasons (2013-16) at Old Dominion. **SENIOR:** Started all 13 games at defensive tackle... Finished fourth on the team with 50 tackles... Added 7.5 tackles for a loss and 1.5 sacks... Also scored a touchdown on a 7-yard fumble recovery... Named team captain. **JUNIOR:** Started all 12 games at defensive tackle... Led the ODU defensive line with 47 tackles, 2.5 sacks, 2.5 tackles for a loss and 1.5 sacks... Added a blocked extra point on special teams. **SOPHOMORE:** Appeared in all 12 games, tallying 26 tackles, 2.5 tackles for a loss and one sack... **FRESHMAN:** Saw action in 10 games at defensive tackle... Recorded 13 tackles, two tackles for a loss and half a sack... **PERSONAL:** Attended Sheepshead Bay High School in Brooklyn, N.Y.

2017 SEASON: Appeared in one game as a reserve after being called up from practice squad.

2017 CHICAGO BEARS

| Date | W/L | Opponent | Tkls-S | Sk-YL | INT-Yds | PD | FF | FR | TFL |
|---------------|------------|----------|------------|------------|----------------|----------|----------|----------|----------|
| 9/10 | L | ATL | | | PRACTICE SQUAD | | | | |
| 9/17 | L | at TB | | | PRACTICE SQUAD | | | | |
| 9/24 | W | PIT | | | PRACTICE SQUAD | | | | |
| 9/28 | L | at GB | | | PRACTICE SQUAD | | | | |
| 10/9 | L | MIN | | | PRACTICE SQUAD | | | | |
| 10/15 | W | at BAL | | | PRACTICE SQUAD | | | | |
| 10/22 | W | CAR | | | PRACTICE SQUAD | | | | |
| 10/29 | L | at NO | | | PRACTICE SQUAD | | | | |
| 11/12 | L | GB | | | PRACTICE SQUAD | | | | |
| 11/19 | L | DET | | | PRACTICE SQUAD | | | | |
| 11/26 | L | at PHI | | | PRACTICE SQUAD | | | | |
| 12/3 | L | SF | | | PRACTICE SQUAD | | | | |
| 12/10 | W | at CIN | 0-0 | 0-0 | 0-0 | 0 | 0 | 0 | 0 |
| 12/16 | | at DET | | | | | | | |
| 12/24 | | CLE | | | | | | | |
| 12/31 | | at MIN | | | | | | | |
| Totals | 0-0 | | 0-0 | 0-0 | 0-0 | 0 | 0 | 0 | 0 |

*Denotes Game Started

RASHAAD COWARD'S NFL STATISTICS

REGULAR SEASON

| Year | Team | GP | GS | Tot | Tackles | | | | | Interceptions | | | | Fumbles | | | Misc. | | |
|------|---------|----|----|-----|---------|---|----|-----|----|---------------|----|----|----|---------|----|-----|-------|-----|---|
| | | | | | S | A | Sk | Yds | No | Yds | Lg | TD | PD | FF | FR | Yds | TFL | STT | |
| 2017 | Chicago | 1 | 0 | 0 | 0 | 0 | 0 | 0 | 0 | 0 | 0 | - | 0 | 0 | 0 | 0 | 0 | 0 | 0 |

SEASON / CAREER / PLAYOFF HIGHS

| | 2017 | Career | Playoff |
|------------------|------|--------|---------|
| Tackles | None | None | None |
| Solos | None | None | None |
| Tackles For Loss | None | None | None |
| Sacks | None | None | None |
| Interceptions | None | None | None |



30 BENNY CUNNINGHAM

Ht: 5-10

Wt: 217

Age: 27

College: Middle Tennessee State

Bears Season: 1

NFL Season: 5

Acquired: Unrestricted free agent in 2017 (LAR)

RUNNING BACK

PRO CAREER: Appeared in 68 games with 3 starts over 5 seasons with the Rams (2013-2016) and Bears (2017), carrying the ball 180 times for 777 yards (4.3 avg) and 4 touchdowns and grabbing 106 receptions for 891 yards (8.4 avg) and 2 touchdowns ... adds 101 kick returns for 2,694 yards (26.7 avg) ... also adds 15 special teams tackles ... led the Rams in all kick returning categories and finished 8th in the NFL in returns, 7th in kick return yards and 3rd in kick return average ... rushed for a career-high 109 yards against the Bears in 2013.

2017 SEASON: Appeared in 11 games (Inactive Games 2 & 7) as a reserve, rushing for 29 yards on 9 carries (3.2 avg), catching 13 passes for 139 yards (10.7 avg) and one touchdown... Caught a 38-yard touchdown from Pat O'Donnell on fake punt... Returned four kickoffs for 86 yards (21.5 avg)...Also logged 6 STTs.

PREVIOUS SEASONS: 2016: Appeared in 11 games (Games 1-4, 6-7 & 8-12) , rushing for 101 yards on 21 attempts (4.8 avg) and caught 16 passes for 91 yards (5.7 avg) ... added 22 kick returns for 599 yards (27.2 avg) ... finished 3rd in the league in kick return average ... also added 3 special teams tackles. **2015:** Appeared in all 16 contests with 1 start (Game 1), rushing for 140 yards on 37 attempts (3.8 avg) and caught 26 passes for 250 yards (9.6 avg) ... added a 25 kick returns for 714 yards (28.6 avg) with a career-long return of 102 yards (at TB 12/15) ... also added 3 special teams tackles. **2014:** Appeared in all 16 contests with 2 starts (Game 1), rushing for 246 yards on 66 attempts (3.7 avg) and 3 touchdowns and caught 45 passes for 352 yards (7.8 avg) and 1 touchdown ... added a 35 kick returns for 963 yards (27.5 avg) ... also added 2 special teams tackles. **2013:** Appeared in 14 games as a rookie, tallying 261 rushing yards on 47 attempts (5.6 avg) and 1 touchdown while also catching 6 passes for 59 yards ... also returned 13 kickoffs for 299 yards (23.0 avg) ... added 2 special teams tackles.

2017 CHICAGO BEARS

| Date | W/L | Opp. | Rush | Yards | Avg. | Lg | TD | Rec. | Yards | Avg. | Lg | TD |
|---------------|------------|--------|----------|-----------|------------|-----------|----------|-----------|------------|-------------|------------|----------|
| 9/10 | L | ATL | 0 | 0 | 0.0 | - | 0 | 0 | 0 | 0.0 | - | 0 |
| 9/17 | L | at TB | | | | | | INACTIVE | | | | |
| 9/24 | W | PIT | 0 | 0 | 0.0 | - | 0 | 3 | 23 | 7.7 | 11 | 0 |
| 9/28 | L | at GB | 5 | 26 | 5.2 | 12 | 0 | 0 | 0 | 0.0 | - | 0 |
| 10/9 | L | MIN | 1 | 4 | 4.0 | 4 | 0 | 2 | 43 | 21.5 | 38t | 1 |
| 10/15 | W | at BAL | 0 | 0 | 0.0 | - | 0 | 0 | 0 | 0.0 | - | 0 |
| 10/22 | W | CAR | | | | | | INACTIVE | | | | |
| 10/29 | L | at NO | 1 | 0 | 0.0 | 0 | 0 | 1 | 0 | 0.0 | 0 | 0 |
| 11/12 | L | GB | 1 | 0 | 0.0 | 0 | 0 | 3 | 32 | 10.7 | 23 | 0 |
| 11/19 | L | DET | 0 | 0 | 0.0 | - | 0 | 1 | 18 | 18.0 | 18 | 0 |
| 11/26 | L | at PHI | 1 | -1 | -1.0 | -1 | 0 | 0 | 0 | 0.0 | - | 0 |
| 12/3 | L | SF | 0 | 0 | 0.0 | - | 0 | 0 | 0 | 0.0 | - | 0 |
| 12/10 | W | at CIN | 0 | 0 | 0.0 | - | 0 | 2 | 14 | 7.0 | 9 | 0 |
| 12/16 | | at DET | | | | | | | | | | |
| 12/24 | | CLE | | | | | | | | | | |
| 12/31 | | at MIN | | | | | | | | | | |
| Totals | 0-0 | | 9 | 29 | 3.8 | 12 | 0 | 13 | 139 | 10.7 | 38t | 1 |

*Denotes Game Started



BENNY CUNNINGHAM'S NFL STATISTICS


REGULAR SEASON

| Year | Team | GP-GS | Rush | Yds | Avg | Lg | TD | Rec | Yds | Avg | Lg | TD | STT |
|-------------------|-----------|-------------|------------|------------|------------|-----------|----------|------------|------------|------------|-----------|----------|-----------|
| 2013 | St. Louis | 14-0 | 47 | 261 | 5.6 | 56 | 1 | 6 | 59 | 9.8 | 18 | 0 | 2 |
| 2014 | St. Louis | 16-2 | 66 | 246 | 3.7 | 20 | 3 | 45 | 352 | 7.8 | 19 | 1 | 2 |
| 2015 | St. Louis | 16-1 | 37 | 140 | 3.8 | 40 | 0 | 26 | 250 | 9.6 | 42 | 0 | 3 |
| 2016 | LA Rams | 11-0 | 21 | 101 | 4.8 | 24 | 0 | 16 | 91 | 5.7 | 12 | 0 | 3 |
| 2017 | Chicago | 11-0 | 9 | 29 | 3.8 | 12 | 0 | 13 | 139 | 11.4 | 38t | 1 | 5 |
| NFL totals | | 68-3 | 180 | 777 | 4.3 | 56 | 4 | 106 | 891 | 8.4 | 42 | 2 | 15 |


| Year | Team | KR | Yds | Avg | LG | TD | PR | FC | Yds | Avg | Lg | TD |
|-------------------|-----------|------------|--------------|-------------|------------|----------|----------|----------|----------|----------|----------|----------|
| 2013 | St. Louis | 13 | 299 | 23.0 | 32 | 0 | 0 | 0 | 0 | - | - | 0 |
| 2014 | St. Louis | 35 | 963 | 27.5 | 75 | 0 | 0 | 0 | 0 | - | - | 0 |
| 2015 | St. Louis | 25 | 714 | 28.6 | 102 | 0 | 0 | 0 | 0 | - | - | 0 |
| 2016 | LA Rams | 22 | 599 | 27.2 | 61 | 0 | 0 | 0 | 0 | - | - | 0 |
| 2017 | Chicago | 6 | 119 | 19.8 | 25 | 0 | 0 | 0 | 0 | - | - | 0 |
| NFL totals | | 101 | 2,694 | 26.7 | 102 | 0 | 0 | 0 | 0 | - | - | 0 |

SEASON / CAREER / PLAYOFF HIGHS

| | 2017 | Career | Playoff |
|------------------------|---------------------|-------------------------|---------|
| Rushes..... | 5, at GB (9/28) | 16, vs. SEA (9/13/15) | None |
| Rushing Yards..... | 26, at GB (9/28) | 109, vs. CHI (11/24/13) | None |
| Longest Run..... | 12, at GB (9/28) | 56, at IND (11/10/13) | None |
| Rushing TDs..... | None | 1, 4 times | None |
| Receptions..... | 3, vs. PIT (9/24) | 7, at SEA (12/28/14) | None |
| Receiving Yards..... | 43, vs. MIN (10/9) | 77, vs. SEA (9/13/15) | None |
| Longest Reception..... | 38t, vs. MIN (10/9) | 42, vs. SEA (9/13/15) | None |
| Receiving TDs..... | 1, vs. MIN (10/9) | 1, twice | None |



21

**QUINTIN
DEMPS**
**Ht:** 5-11**Wt:** 210**Age:** 32**College:** UTEP**Bears Season:** 1**NFL Season:** 10**Acquired:** Unrestricted free agent in 2017 (HOU)

DEFENSIVE BACK

PRO CAREER: Owns 275 tackles, 18 interceptions, 44 pass breakups, 1.5 sacks, 6 TFLs, 4 forced fumbles and 3 fumble recoveries in 110 career contests with 44 starts with the Philadelphia Eagles (2008-09), Houston Texans (2010-12, and '15-16), Kansas City Chiefs (2013), New York Giants (2014) and Chicago Bears (2017) ... appeared in 10 postseason contests (4 starts) ... owns 17 tackles and 1 TFL in the postseason ... 15 INTs since 2013 are 3rd most in NFL among safeties.

2017 SEASON: Started three games, recording 12 tackle before being placed on injured reserve.

PREVIOUS SEASONS: 2016: Started 13 games, recording 55 tackles, 6 interceptions, 9 pass breakups, 1 forced fumble and 1 TFL for the Houston Texans ... 6 INTs led all safeties last season, second most overall and the second most in Houston's single-season history ... set Texans record with INT in four consecutive games (Weeks 14-17) ... set career-highs in interceptions and pass breakups. **2015:** Appeared in 14 games with 13 starts for the Texans, recording 61 tackles, 0.5 sacks, 1 interception, 6 pass breakups, 1 forced fumble and 1 TFL. **2014:** Appeared in 16 games with 9 starts for the New York Giants, recording 54 tackles, 4 interceptions, 7 pass breakups, 1 forced fumble and 1 TFL ... added 3 STT. **2013:** Played in all 16 games with 6 starts for the Kansas City Chiefs, recording 32 tackles, 4 interceptions and 9 pass breakups ... added 3 STT. **2012:** Played in 12 games for the Texans, recording 27 tackles, 5 pass breakups, 2 TFLs and 1 fumble recovery ... added 9 STT. **2011:** Played in 9 games for the Houston Texans, tallying 22 tackles, 2 interceptions, and 4 pass breakups. **2010:** Appeared in 2 games for the Texans. **2009:** Played in 9 games for the Philadelphia Eagles, recording 7 tackles, 1 interception and 3 pass breakups... Added 7 STTs. **2008:** Played in all 16 games for the Philadelphia Eagles as a rookie, tallying 5 tackles, 1 sack, 1 pass breakup, 1 forced fumble and 1 fumble recovery ... added 13 STTs.

2017 CHICAGO BEARS

| Date | W/L | Opponent | Tkls-S | Sk-YL | INT-Yds | PD | FF | FR | TFL |
|---------------|------------|----------|--------------|------------|------------|----------|----------|----------|----------|
| 9/10* | L | ATL | 3-3 | 0-0 | 0-0 | 0 | 0 | 0 | 0 |
| 9/17* | L | at TB | 7-6 | 0-0 | 0-0 | 0 | 0 | 0 | 0 |
| 9/24* | W | PIT | 2-2 | 0-0 | 0-0 | 0 | 0 | 0 | 0 |
| 9/28 | L | at GB | | | | | | | |
| 10/9 | L | MIN | | | | | | | |
| 10/15 | W | at BAL | | | | | | | |
| 10/22 | W | CAR | | | | | | | |
| 10/29 | L | at NO | | | | | | | |
| 11/12 | L | GB | | | | | | | |
| 11/19 | L | DET | | | | | | | |
| 11/26 | L | at PHI | | | | | | | |
| 12/3 | L | SF | | | | | | | |
| 12/10 | W | at CIN | | | | | | | |
| 12/16 | | at DET | | | | | | | |
| 12/24 | | CLE | | | | | | | |
| 12/31 | | at MIN | | | | | | | |
| Totals | 1-2 | | 12-11 | 0-0 | 0-0 | 0 | 0 | 0 | 0 |

*Denotes Game Started



QUINTIN DEMPS' NFL STATISTICS

REGULAR SEASON

| Year | Team | GP | GS | Tackles | | | | | Interceptions | | | | | Fumbles | | | Misc. | |
|-------------------|--------------|------------|-----------|------------|------------|-----------|------------|-------------|---------------|------------|-----------|----------|-----------|----------|----------|-----------|------------|-----------|
| | | | | Tot | S | A | Sk | Yds | No | Yds | Lg | TD | PD | FF | FR | Yds | TFL | STT |
| 2008 | Philadelphia | 16 | 0 | 5 | 5 | 0 | 1.0 | 9.0 | 0 | 0 | - | 0 | 1 | 1 | 0 | 0 | 1.0 | 13 |
| 2009 | Philadelphia | 9 | 0 | 7 | 7 | 0 | 0.0 | 0.0 | 1 | 12 | 12 | 0 | 3 | 0 | 0 | 0 | 0.0 | 7 |
| 2010 | Houston | 2 | 0 | 0 | 0 | 0 | 0.0 | 0.0 | 0 | 0 | - | 0 | 0 | 0 | 0 | 0 | 0.0 | 1 |
| 2011 | Houston | 9 | 0 | 22 | 18 | 4 | 0.0 | 0.0 | 2 | 47 | 42 | 0 | 4 | 0 | 0 | 0 | 0.0 | 1 |
| 2012 | Houston | 12 | 0 | 27 | 21 | 6 | 0.0 | 0.0 | 0 | 0 | - | 0 | 5 | 0 | 1 | 0 | 2.0 | 9 |
| 2013 | Kansas City | 16 | 6 | 32 | 22 | 10 | 0.0 | 0.0 | 4 | 61 | 35 | 0 | 9 | 0 | 0 | 0 | 0.0 | 3 |
| 2014 | NY Giants | 16 | 9 | 54 | 38 | 16 | 0.0 | 0.0 | 4 | 19 | 10 | 0 | 7 | 1 | 0 | 0 | 1.0 | 3 |
| 2015 | Houston | 14 | 13 | 61 | 35 | 26 | 0.5 | 6.5 | 1 | 0 | - | 0 | 6 | 1 | 2 | 33 | 1.0 | 0 |
| 2016 | Houston | 13 | 13 | 56 | 38 | 17 | 0.0 | 0.0 | 6 | 54 | 19 | 0 | 9 | 1 | 0 | 0 | 1.0 | 0 |
| 2017 | Chicago | 3 | 3 | 12 | 11 | 1 | 0.0 | 0.0 | 0 | 0 | - | 0 | 0 | 0 | 0 | 0 | 0.0 | 0 |
| NFL totals | | 110 | 44 | 275 | 195 | 80 | 1.5 | 15.5 | 18 | 193 | 42 | 0 | 44 | 4 | 3 | 33 | 6.0 | 37 |

ADDITIONAL STATS: Kick returns- 110 for 2,931 yards

POSTSEASON

| Year | Team | GP | GS | Tackles | | | | | Interceptions | | | | | Fumbles | | | Misc. | | |
|-------------------|--------------|-----------|----------|-----------|-----------|----------|------------|------------|---------------|----------|----------|----------|----------|----------|----------|----------|----------|----------|---|
| | | | | Tot | S | A | Sk | Yds | No | Yds | Lg | TD | PD | FF | FR | Yds | TFL | STT | |
| 2008 | Philadelphia | 3 | 1 | 7 | 4 | 3 | 0.0 | 0.0 | 0 | 0 | - | 0 | 0 | 0 | 0 | 0 | 0 | 0 | 2 |
| 2011 | Houston | 2 | 1 | 3 | 3 | 0 | 0.0 | 0.0 | 0 | 0 | - | 0 | 0 | 0 | 0 | 0 | 0 | 1 | 0 |
| 2012 | Houston | 2 | 0 | 0 | 0 | 0 | 0.0 | 0.0 | 0 | 0 | - | 0 | 0 | 0 | 0 | 0 | 0 | 2 | |
| 2013 | Kansas City | 1 | 0 | 0 | 0 | 0 | 0.0 | 0.0 | 0 | 0 | - | 0 | 0 | 0 | 0 | 0 | 0 | 1 | |
| 2015 | Houston | 1 | 1 | 5 | 3 | 2 | 0.0 | 0.0 | 0 | 0 | - | 0 | 0 | 0 | 0 | - | 0 | 0 | |
| 2016 | Houston | 1 | 1 | 2 | 2 | 0 | 0.0 | 0.0 | 0 | 0 | - | 0 | 0 | 0 | 0 | - | 0 | 0 | |
| Postseason | | 10 | 4 | 17 | 12 | 5 | 0.0 | 0.0 | 0 | 0 | - | 0 | 0 | 0 | 0 | 0 | 1 | 5 | |

SEASON / CAREER / PLAYOFF HIGHS

| | 2017 | Career | Playoff |
|----------------------------|-----------------------|-----------------------------|----------|
| Tackles | 7, at TB (9/17) | 10, at PHI (10/12/14) | 5, twice |
| Solos | 6, at TB (9/17) | 9, at PHI (10/12/14) | 3, twice |
| Pass Defenses | None | 2, six times | None |
| Interceptions | None | 1, 18 times | None |



49

ANDREW DEPAOLA

Ht: 6-2**Wt:** 230**Age:** 30**College:** Rutgers**Bears Season:** 1**NFL Season:** 4**Acquired:** Waiver claim in 2017 (TB)

LONG SNAPPER

PRO CAREER: Enters his 4th NFL season... Appeared in 61 games with the Tampa Bay Buccaneers (2014-16) and the Chicago Bears (2017).

2017 SEASON: Appeared in 13 games on special teams.

PREVIOUS SEASONS: 2012-13 - Spent the 2012 and 2013 training camps with the Buccaneers.

2014 - Made NFL debut in season opener vs. Carolina (9/7). Played in all 16 games on the season and registered four special teams tackles: one vs. Carolina (9/7), one at New Orleans (10/5), one vs. Minnesota (10/26), and one at Carolina (12/14).

ANDREW DEPAOLA'S NFL STATISTICS

REGULAR SEASON

GAMES PLAYED-STARTED - **61-0**: 2014 TB (16-0); 2015 TB (16-0); 2016 TB (16-0); 2017 CHI (13-0).



94 LEONARD FLOYD

Ht: 6-4 **Wt:** 240
Age: 25 **College:** Georgia
Bears Season: 2 **NFL Season:** 2
Acquired: 1st round of the 2016 draft (9th overall)

LINEBACKER

PRO CAREER: In his second season with the Bears (2016-17) ... Totals 84 tackles, 11.5 sacks, 6 pass breakups, 1 forced fumble, 2 fumble recoveries and 12 TFLs ... Ranked third in NFL in sacks among rookies in 2016 ... 7 sacks in 2016 ranked third in all-time among Bears rookies (Mark Anderson, Brian Urlacher).

2017 SEASON: Started 10 games, recording 33 tackles, 4.5 sacks, 9 TFLs, 2 pass defenses and 1 fumble recovery before being placed on Injured Reserve on 11/23.

HONORS AND AWARDS: 2016 All-Rookie Team (PFWA, Gil Brandt, Fox Sports).

2016 SEASON: Started in 12 games (Games 1-4, 7-10 & 12-16) producing 51 tackles, 7 sacks, 4 pass breakups, 1 forced fumble, 1 recovered fumble and 3 TFLs as a rookie ... recorded a sack-fumble on Aaron Rodgers and then recovered the ball in the endzone for a touchdown at Green Bay ... scored one of only two defensive touchdowns for the Bears in the season ... recorded a season-high 8 tackles in his NFL debut at Houston (9/11) ... recorded the team's only safety of the year on a sack of Blaine Gabbert vs. SF (12/4) ... ranked 3rd in NFL in sacks among rookies ... posted 3 multi-sack games as a rookie which is most by a Bears rookie since 2006.

2017-CHICAGO BEARS

| Date | W/L | Opponent | Tkls-S | Sk-YL | INT-Yds | PD | FF | FR | TFL |
|---------------|------------|----------|--------------|---------------|------------|----------|----------|----------|----------|
| 9/10* | L | ATL | 4-3 | 0-0 | 0-0 | 1 | 0 | 0 | 1 |
| 9/17* | L | at TB | 2-0 | 0-0 | 0-0 | 0 | 0 | 1 | 0 |
| 9/24* | W | PIT | 1-0 | 0-0 | 0-0 | 0 | 0 | 0 | 0 |
| 9/28* | L | at GB | 3-3 | 1-1 | 0-0 | 0 | 0 | 0 | 1 |
| 10/9* | L | MIN | 6-6 | 2-20 | 0-0 | 0 | 0 | 0 | 4 |
| 10/15* | W | at BAL | 2-0 | 0-0 | 0-0 | 0 | 0 | 0 | 0 |
| 10/22* | W | CAR | 4-3 | 1-6 | 0-0 | 0 | 0 | 0 | 1 |
| 10/29* | L | at NO | 3-2 | 0-0 | 0-0 | 1 | 0 | 0 | 1 |
| 11/12* | L | GB | 4-3 | 0.5-4 | 0-0 | 0 | 0 | 0 | 0 |
| 11/19* | L | DET | 4-4 | 0-0 | 0-0 | 0 | 0 | 0 | 1 |
| 11/26 | L | at PHI | | | | | | | |
| 12/3 | L | SF | | | | | | | |
| 12/10 | W | at CIN | | | | | | | |
| 12/16 | | at DET | | | | | | | |
| 12/24 | | CLE | | | | | | | |
| 12/31 | | at MIN | | | | | | | |
| Totals | 3-7 | | 33-25 | 4.5-31 | 0-0 | 2 | 0 | 1 | 9 |

*Denotes Game Started

LEONARD FLOYD'S NFL STATISTICS

REGULAR SEASON


| Year | Team | GP | GS | Tackles | | | | | Interceptions | | | | | Fumbles | | | Misc. | |
|-------------------|---------|-----------|-----------|-----------|-----------|-----------|-------------|-------------|---------------|----------|----------|----------|----------|----------|----------|----------|-------------|----------|
| | | | | Tot | S | A | Sk | Yds | No | Yds | Lg | TD | PD | FF | FR | Yds | TFL | STT |
| 2016 | Chicago | 12 | 12 | 51 | 33 | 18 | 7.0 | 49.5 | 0 | 0 | - | 0 | 4 | 1 | 1 | 0 | 3.0 | 0 |
| 2017 | Chicago | 10 | 10 | 33 | 25 | 8 | 4.5 | 31.0 | 0 | 0 | - | 0 | 2 | 0 | 1 | 0 | 9.0 | 0 |
| NFL totals | | 22 | 22 | 84 | 58 | 26 | 11.5 | 80.5 | 0 | 0 | - | 0 | 6 | 1 | 2 | 0 | 12.0 | 0 |

SEASON / CAREER / PLAYOFF HIGHS

| | 2017 | Career | Playoff |
|-------------------------------|-------------------|------------------|---------|
| Tackles | 6, vs. MIN (10/9) | 8, at HOU (9/11) | None |
| Solos | 6, vs. MIN (10/9) | Same | None |
| Tackles For Loss | 4, vs. MIN (10/9) | Same | None |
| Sacks | 2, vs. MIN (10/9) | 2, three times | None |



50

**JERRELL
FREEMAN**
**Ht:** 6-0**Wt:** 236**Age:** 31**College:** Mary Hardin-Baylor**Bears Season:** 2**NFL Season:** 6**Acquired:** Unrestricted free agent in 2016 (IND)

LINEBACKER

PRO CAREER: Enters his sixth professional season, starting all 70 career games he's appeared in with the Indianapolis Colts (2012-15) and Chicago Bears (2016-17) ... owns 615 career tackles, 12 sacks, 29 TFLs, 4 interceptions (2 returned for touchdowns), 22 pass breakups, 8 forced fumbles and 3 fumble recoveries ... notched 100 tackles in 4-of-5 professional seasons (2012-13 & '15-16) ... became the first undrafted NFL player to return an interception for a touchdown in his NFL debut since 1987 ... had 6 forced fumbles in 2013, tied for third most in the NFL and set a Colts franchise record ... 145 tackles in 2012 ranked fourth in the NFL and second among rookies ... started 5-of-6 career postseason games, recording 54 tackles, 1.5 sacks and 1 pass breakup, TFL, forced fumble and fumble recovery ... started his professional career in the CFL, recording 144 tackles, 13 sacks, 3 interceptions, 4 fumble recoveries and 1 defensive touchdown over three seasons with the Saskatchewan Roughriders (2009-11) ... three-time CFL Defensive Player of the Week and 2011 CFL All-Star ... participated in two CFL Grey Cup games with the Roughriders.

2017 SEASON: Placed on IR after sustaining a pectoral injury in Week One vs. Atlanta ... started Game 1, recording 10 tackles and 1 TFL.

HONORS AND AWARDS: 2013: AFC Defensive Player of the Week at KC (12/22); USA Today All-Joe Team.

PREVIOUS SEASONS: 2016: Started all 12 games he appeared in tallying 127 tackles, 5 pass breakups and 7 TFLs ... led the team in tackles and recorded the game-high in tackles on 10 different occasions ... ranked 4th on the team in pass breakups (1st among linebackers) ... set a career-high with 17 tackles in the season opener at HOU (9/11) ... recorded his 4th 100+ tackle season of his NFL career. **2015:** Put together his third 100+ tackle season since 2012, collecting 112 tackles over 13 games (13 starts) in his final season as a Colt ... also recorded 3 sacks, 1 interception (returned for a touchdown), 2 pass breakups, 4 TFLs and 1 fumble recovery ... 112 tackles ranked 2nd on the team while his 3 sacks ranked tied for 3rd. **2014:** Collected 95 tackles, 1.5 sacks, 6 pass breakups, 4 TFLs and 1 forced fumble while starting 12-of-12 games for Indianapolis ... 95 tackles ranked 2nd on the team ... also started all 3 of the Colts postseason contests, recording a team-high 32 tackles, 1.5 sacks and 1 forced fumble and fumble recovery. **2013:** In his second professional season with the Colts, tallied a team-high 126 tackles while starting all 16 games ... notched career-highs in sacks (5.5), interceptions (2), forced fumbles (6) and fumble recoveries (2) ... also recorded 6 pass breakups and TFLs ... started 1-of-2 postseason contests, posting 18 tackles, 1 pass breakup and 1 TFL. **2012:** Started 16-of-16 contests, notching a team and career-high 145 tackles as an undrafted rookie with the Colts ...also collected a career-high 7 TFLs, 2 sacks, 1 interception, 3 pass breakups and 1 forced fumble ... started the Colts lone playoff game, producing 4 tackles. **2011 (CFL):** In his final season with Saskatchewan, totaled 105 tackles, 6 sacks, 1 interception and 1 fumble recovery in 17 games ... added 3 STTs. **2010 (CFL):** In 17 games, recorded 24 tackles, 7 sacks, 3 interceptions and 1 fumble recovery in his second season with the Roughriders ... added 13 STTs. **2009 (CFL):** In his first season in Saskatchewan, appeared in all 17 games, collecting 15 tackles, 2 fumble recoveries and 25 STTs.



CHICAGO BEARS BIOGRAPHIES

2017 CHICAGO BEARS

| Date | W/L | Opponent | Tkls-S | Sk-YL | INT-Yds | PD | FF | FR | TFL |
|---------------|------------|----------|-------------|------------|-----------------|----------|----------|----------|----------|
| 9/10* | L | ATL | 10-7 | 0-0 | 0-0 | 0 | 0 | 0 | 1 |
| 9/17 | L | at TB | | | INJURED RESERVE | | | | |
| 9/24 | W | PIT | | | INJURED RESERVE | | | | |
| 9/28 | L | at GB | | | INJURED RESERVE | | | | |
| 10/9 | L | MIN | | | INJURED RESERVE | | | | |
| 10/15 | W | at BAL | | | INJURED RESERVE | | | | |
| 10/22 | W | CAR | | | INJURED RESERVE | | | | |
| 10/29 | L | at NO | | | INJURED RESERVE | | | | |
| 11/12 | L | GB | | | SUSPENDED/IR | | | | |
| 11/19 | L | DET | | | SUSPENDED/IR | | | | |
| 11/26 | L | at PHI | | | SUSPENDED/IR | | | | |
| 12/3 | L | SF | | | SUSPENDED/IR | | | | |
| 12/10 | W | at CIN | | | SUSPENDED/IR | | | | |
| 12/16 | | at DET | | | | | | | |
| 12/24 | | CLE | | | | | | | |
| 12/31 | | at MIN | | | | | | | |
| Totals | 0-1 | | 10-7 | 0-0 | 0-0 | 0 | 0 | 0 | 1 |

*Denotes Game Started

JERRELL FREEMAN'S NFL STATISTICS

REGULAR SEASON

| Year | Team | GP | GS | Tackles | | | | Interceptions | | | | Fumbles | | | Misc. | | | |
|---------------------|--------------|-----------|------------|------------|------------|-------------|-------------|---------------|-----------|------------|----------|-----------|----------|----------|-----------|-------------|----------|-----|
| | | | | Tot | S | A | Sk | Yds | No | Yds | Lg | TD | PD | FF | FR | Yds | TFL | STT |
| 2012 | Indianapolis | 16 | 16 | 145 | 90 | 55 | 2.0 | 17.0 | 1 | 4 | 4t | 1 | 3 | 1 | 0 | 0 | 7.0 | 0 |
| 2013 | Indianapolis | 16 | 16 | 126 | 83 | 43 | 5.5 | 22.5 | 2 | 13 | 13 | 0 | 6 | 6 | 2 | 24 | 6.0 | 0 |
| 2014 | Indianapolis | 12 | 12 | 95 | 58 | 37 | 1.5 | 8.5 | 0 | 0 | - | 0 | 6 | 1 | 0 | 0 | 4.0 | 0 |
| 2015 | Indianapolis | 13 | 13 | 112 | 66 | 46 | 3.0 | 33.0 | 1 | 23 | 23t | 1 | 2 | 0 | 1 | 0 | 4.0 | 0 |
| 2016 | Chicago | 12 | 12 | 127 | 96 | 31 | 0.0 | 0.0 | 0 | 0 | 0 | 0 | 5 | 0 | 0 | 0 | 7.0 | 0 |
| 2017 | Chicago | 1 | 1 | 10 | 7 | 3 | 0.0 | 0.0 | 0 | 0 | - | 0 | 0 | 0 | 0 | 0 | 1.0 | 0 |
| Bears totals | 13 | 13 | 137 | 103 | 34 | 0.0 | 0.0 | 0 | 0 | - | 0 | 5 | 0 | 0 | 0 | 8.0 | 0 | |
| NFL totals | 70 | 70 | 615 | 400 | 215 | 12.0 | 81.0 | 4 | 40 | 23t | 2 | 22 | 8 | 3 | 24 | 29.0 | 0 | |

POSTSEASON

| Year | Team | GP | GS | Tackles | | | | Interceptions | | | | Fumbles | | | Misc. | | | |
|-------------------|--------------|----------|-----------|-----------|-----------|------------|------------|---------------|----------|----------|----------|----------|----------|----------|----------|----------|----------|-----|
| | | | | Tot | S | A | Sk | Yds | No | Yds | Lg | TD | PD | FF | FR | Yds | TFL | STT |
| 2012 | Indianapolis | 1 | 1 | 4 | 3 | 1 | 0.0 | 0.0 | 0 | 0 | - | 0 | 0 | 0 | 0 | 0 | 0 | 0 |
| 2013 | Indianapolis | 2 | 1 | 18 | 10 | 8 | 0.0 | 0.0 | 0 | 0 | - | 0 | 1 | 0 | 0 | 0 | 1 | 0 |
| 2014 | Indianapolis | 3 | 3 | 32 | 16 | 16 | 1.5 | 5.5 | 0 | 0 | - | 0 | 0 | 1 | 1 | 0 | 0 | 0 |
| NFL totals | 6 | 5 | 54 | 29 | 25 | 1.5 | 5.5 | 0 | 0 | - | 0 | 1 | 1 | 1 | 0 | 1 | 0 | |

SEASON / CAREER / PLAYOFF HIGHS

| | 2016 | Career | Playoff |
|------------------|--------------------|----------------------|----------------------|
| Tackles | 10, vs. ATL (9/10) | 17, at HOU (9/11/16) | 15, vs. CIN (1/4/15) |
| Solos | 7, vs. ATL (9/10) | 11, twice | 7, vs. CIN (1/4/15) |
| Tackles For Loss | 1, vs. ATL (9/10) | 3, twice | 1, vs. KC (1/4/14) |
| Sacks | None | 2, twice | 1.5 vs. CIN (1/4/15) |



23 KYLE FULLER

Ht: 5-11

Wt: 190

Age: 25

College: Virginia Tech

Bears Season: 4

NFL Season: 4

Acquired: 1st round of the 2014 draft (14th overall)

DEFENSIVE BACK

PRO CAREER: Started 43-of-45 games for the Bears (2014-17), producing 191 tackles, 5 TFLs, 7 interceptions, 40 pass breakups and 3 forced fumbles ... led the Bears in interceptions in 2015 (2) after tying for the team lead in 2014 (4) ... in his first two NFL seasons, has 6 interceptions and 3 forced fumbles, one-of-four players in the NFL to do so since start of the 2014 season along with Mike Adams (Colts), Josh Norman (Carolina) and Earl Thomas (Seattle) ... in 2014 ranked 1st in interceptions and tied for 1st in forced fumbles among rookies ... was the 6th Bears player all-time to lead NFL rookies in interceptions and first since Charles Tillman tied for 1st in 2003 ... became first Bears rookie since Chris Harris in 2005 to record 2 interceptions in a game, with both coming in the 4th quarter at San Francisco, leading to two Chicago touchdowns, including the game winning score.

2017 SEASON: Started 13 games, recording 62 tackles, 1 interception, 2 TFLs and 16 pass defenses.

HONORS & AWARDS: 2014: NFL All-Rookie Team (PFWA, Gil Brandt), NFL Defensive Rookie of the Month (Sept), NFC Defensive Player of the Week (Week 2 at SF), NFL Rookie of the Week (Week 3 at NYJ), Brian Piccolo Award.

2017 CHICAGO BEARS

| Date | W/L | Opponent | Tkls-S | Sk-YL | INT-Yds | PD | FF | FR | TFL |
|---------------|------------|----------|--------------|------------|------------|-----------|----------|----------|----------|
| 9/10* | L | ATL | 6-5 | 0-0 | 0-0 | 1 | 0 | 0 | 0 |
| 9/17* | L | at TB | 4-4 | 0-0 | 0-0 | 0 | 0 | 0 | 0 |
| 9/24* | W | PIT | 4-4 | 0-0 | 0-0 | 2 | 0 | 0 | 0 |
| 9/28* | L | at GB | 5-4 | 0-0 | 0-0 | 0 | 0 | 0 | 0 |
| 10/9* | L | MIN | 4-4 | 0-0 | 0-0 | 1 | 0 | 0 | 0 |
| 10/15* | W | at BAL | 6-5 | 0-0 | 0-0 | 3 | 0 | 0 | 0 |
| 10/22* | W | CAR | 5-4 | 0-0 | 0-0 | 1 | 0 | 0 | 0 |
| 10/29* | L | at NO | 5-4 | 0-0 | 0-0 | 0 | 0 | 0 | 0 |
| 11/12* | L | GB | 5-5 | 0-0 | 0-0 | 2 | 0 | 0 | 0 |
| 11/19* | L | DET | 3-2 | 0-0 | 0-0 | 1 | 0 | 0 | 0 |
| 11/26* | L | at PHI | 6-5 | 0-0 | 0-0 | 0 | 0 | 0 | 1 |
| 12/3* | L | SF | 6-5 | 0-0 | 1-0 | 2 | 0 | 0 | 1 |
| 12/10* | W | at CIN | 3-3 | 0-0 | 0-0 | 3 | 0 | 0 | 0 |
| 12/16 | | at DET | | | | | | | |
| 12/24 | | CLE | | | | | | | |
| 12/31 | | at MIN | | | | | | | |
| Totals | 4-9 | | 62-54 | 0-0 | 1-0 | 16 | 0 | 0 | 2 |

*Denotes Game Started

KYLE FULLER'S NFL STATISTICS

REGULAR SEASON

| Year | Team | GP | GS | Tackles | | | | | Interceptions | | | | | Fumbles | | | Misc. | |
|-------------------|---------|-----------|-----------|------------|------------|-----------|------------|------------|---------------|------------|-----------|----------|-----------|----------|----------|----------|------------|----------|
| | | | | Tot | S | A | Sk | Yds | No | Yds | Lg | TD | PD | FF | FR | Yds | TFL | STT |
| 2014 | Chicago | 16 | 14 | 73 | 54 | 19 | 0.0 | 0.0 | 4 | 81 | 31 | 0 | 9 | 3 | 0 | 0 | 3.0 | 2 |
| 2015 | Chicago | 16 | 16 | 56 | 45 | 11 | 0.0 | 0.0 | 2 | 24 | 15 | 0 | 15 | 0 | 0 | 0 | 0.0 | 1 |
| 2016 | Chicago | 0 | 0 | 0 | 0 | 0 | 0.0 | 0.0 | 0 | 0 | 0 | 0 | 0 | 0 | 0 | 0 | 0.0 | 0 |
| 2017 | Chicago | 13 | 13 | 62 | 54 | 8 | 0.0 | 0.0 | 1 | 0 | 0 | 0 | 16 | 0 | 0 | 0 | 2.0 | 0 |
| NFL totals | | 45 | 43 | 191 | 153 | 38 | 0.0 | 0.0 | 7 | 105 | 31 | 0 | 40 | 3 | 0 | 0 | 5.0 | 3 |

SEASON / CAREER / PLAYOFF HIGHS

| | 2017 | Career | Playoff |
|------------------|------------------|----------------------|---------|
| Tackles | 6, four times | 8, at DET (11/27/14) | None |
| Solos | 5, four times | 7, three times | None |
| Tackles For Loss | 1, twice | 1, five times | None |
| Interceptions | 1, vs. SF (12/3) | 2, at SF (9/14/14) | None |



19 TANNER GENTRY

Ht: 6-2
Age: 23

Wt: 210
College: Wyoming

Acquired: Undrafted free agent in 2017

WIDE RECEIVER

COLLEGE: Caught 180 passes for 2,815 yards (15.6 avg) and 20 touchdowns in 42 games at Wyoming... Added 13 carries for 81 yards (6.2 avg)... Leaves Wyoming ranked tied for 4th in receiving touchdowns, 5th in receiving yards and 8th in receptions. **SENIOR:** Recorded 72 receptions for 1,326 yards (18.4 avg) and 14 touchdowns... Added 6 carries for 30 yards... 72 receptions ranked 1st on the team and 6th in school for history a single season... Posted the 6th most receiving yards in a single season and his 14 TDs ranks tied for 2nd. **JUNIOR:** Caught 37 passes for 678 yards (18.3 avg) and 4 TDs in 7 games before suffering a season-ending injury... He was leading the Mountain West in receiving yards at the time of the injury and was named to the 2015 Biletnikoff Award Watch... Added five carries for 48 yards... In his seven games, he recorded 100 or more receiving yards three times.

2017 SEASON: Promoted to active roster from practice squad after Week 1... Appeared in four games (three starts), catching 3 passes for 35 yards (11.7 avg)... Added back to practice squad after being waived... Waived on 11/11.

2017 CHICAGO BEARS

| Date | W/L | Opp. | Rec | Yds | Avg | Long | TD |
|--------|-----|--------|-----|-----|------|------|----------------|
| 9/10 | L | ATL | | | | | PRACTICE SQUAD |
| 9/17 | L | vs. TB | 2 | 27 | 13.5 | 15 | 0 |
| 9/24 | W | PIT | | | | | PRACTICE SQUAD |
| 9/28 | L | at GB | | | | | PRACTICE SQUAD |
| 10/9 | L | MIN | | | | | PRACTICE SQUAD |
| 10/15* | W | at BAL | 0 | 0 | 0.0 | - | 0 |
| 10/22* | W | CAR | 1 | 8 | 8.0 | 0 | 0 |
| 10/29* | L | at NO | 0 | 0 | 0.0 | - | 0 |
| 11/12 | L | GB | | | | | NOT WITH TEAM |
| 11/19 | L | DET | | | | | PRACTICE SQUAD |
| 11/26 | L | at PHI | | | | | PRACTICE SQUAD |
| 12/3 | L | SF | | | | | PRACTICE SQUAD |
| 12/10 | W | at CIN | | | | | PRACTICE SQUAD |
| 12/16 | | at DET | | | | | |
| 12/24 | | CLE | | | | | |
| 12/31 | | at MIN | | | | | |

Totals 2-1 3 35 11.7 15 0

*Denotes Game Started

TANNER GENTRY'S NFL STATISTICS

REGULAR SEASON


| Year | Team | GP-GS | Rec | Yds | Avg | Lg | TD | Rush | Yds | Avg | Lg | TD | STT |
|------|---------|-------|-----|-----|------|----|----|------|-----|-----|----|----|-----|
| 2017 | Chicago | 4-3 | 3 | 35 | 11.7 | 15 | 0 | 0 | 0 | 0.0 | - | 0 | 0 |

SEASON / CAREER / PLAYOFF HIGHS

| | 2017 | Career | Playoff |
|------------------------|------------------|--------|---------|
| Receptions..... | 2, at TB (9/17) | None | None |
| Receiving Yards..... | 27, at TB (9/17) | None | None |
| Longest Reception..... | 15, at TB (9/17) | None | None |
| Receiving TDs..... | None | None | None |



8 MIKE GLENNON



Ht: 6-6

Wt: 225

Age: 27

College: North Carolina State

Bears Season: 1

NFL Season: 5

Acquired: Unrestricted FA in 2017 (TB)

QUARTERBACK

PRO CAREER: Completed 467-of-770 passes (60.6 percent) for 4,933 yards in 25 games with 22 starts in 5 seasons with the Tampa Bay Buccaneers (2013-16) and Chicago Bears (2017) ... owns 34 passing touchdowns, 20 interceptions and 90 rushing yards on 41 attempts (2.2 avg) ... set a career-high in passing touchdowns in 2013 with 19 ... started his first regular season game vs. ARI (9/29/13) ... has 4 games with a 100-plus passer rating, with 3 of those coming in 2013 (138.4 at DET 11/24; 137.5 vs. ATL 11/17; 123.1 at SEA 11/3).

2017 SEASON: Started four games, completing 93-of-140 passes (66.4 percent) for 833 yards, 4 touchdowns and 5 interceptions for a QB rating of 76.9... Adds 4 carries for 4 yards. Did not play Games 5-13.

HONORS & AWARDS: 2013: PFWA All-Rookie Team ... his selection marked the first time since 2007 that the PFWA's All-Rookie quarterback was not a player taken in the first round.

PREVIOUS SEASONS: 2016: Completed 10-of-11 attempts for 75 yards and 1 touchdown in two games for Tampa Bay. **2015:** Did not appear in a game. **2014:** Completed 117-of-203 pass attempts for 1,417 yards with 10 touchdowns, 6 interceptions and a 83.3 passer rating in 6 games (5 starts) with Tampa Bay ... added 49 yards rushing on 10 attempts. **2013:** Threw for 2,608 yards and 19 touchdowns while completing 247-of-416 pass attempts (59.4 percent) as a rookie in Tampa Bay ... added 9 interceptions and 27 rush attempts for 37 yards ... set franchise rookie record for passing yards and touchdowns ... set career-highs in passing yards, pass attempts, completions, touchdown passes and rush attempts ... posted three QBR's of 123.0 or higher ... posted a career-high 138.4 QBR in a 24-21 win at Detroit, throwing for 247 yards on 14 of 21 attempts with two touchdowns and zero interceptions ... the week prior, he posted a QBR of 137.5 on 20 of 23 passing for 231 yards and two touchdowns in a 41-28 win over Atlanta ... also posted a QBR of 123.1 in an overtime loss at Seattle.

COLLEGE: In four seasons at N.C. State (2008-12), Glennon played in 36 games with 26 starts ... finished his career with 7,411 passing yards and 63 touchdowns while completing 646-of-1,069 passes ... finished his senior season with the second-most passes attempted (564) in ACC history, third-most completions (330), fourth-most passing yards (4,031) and tied for the fifth-most passing touchdowns (31) ... joins former Wolfpack quarterback Philip Rivers as the only passers in school history to throw for 4,000+ yards in a single season ... one of only three quarterbacks in N.C. State history to complete 300+ passes in a single season (Rivers, Russell Wilson).

2017 CHICAGO BEARS

| Date | W/L | Opp. | Att | Cmp | Yds | Pct. | TD | INT | Lg | Sk/Lst | Rtg |
|---------------|------------|--------|------------|-----------|------------|-------------|----------|----------|-----------|-------------|--------------|
| 9/10* | L | Atl | 40 | 26 | 213 | 65.0 | 1 | 0 | 22 | 4/37 | 86.8 |
| 9/17* | L | at TB | 45 | 31 | 301 | 68.9 | 1 | 2 | 20 | 1/11 | 76.2 |
| 9/24* | W | Pit | 22 | 15 | 101 | 68.1 | 1 | 1 | 17 | 2/17 | 74.2 |
| 9/28* | L | at GB | 33 | 21 | 218 | 63.6 | 1 | 2 | 29 | 1/13 | 67.5 |
| 10/9 | L | Min | | | | | | | | | DID NOT PLAY |
| 10/15 | W | at Bal | | | | | | | | | DID NOT PLAY |
| 10/22 | W | Car | | | | | | | | | DID NOT PLAY |
| 10/29 | L | at NO | | | | | | | | | DID NOT PLAY |
| 11/12 | L | GB | | | | | | | | | DID NOT PLAY |
| 11/19 | L | Det | | | | | | | | | DID NOT PLAY |
| 11/26 | L | at Phi | | | | | | | | | DID NOT PLAY |
| 12/3 | L | SF | | | | | | | | | DID NOT PLAY |
| 12/10 | W | at Cin | | | | | | | | | DID NOT PLAY |
| 12/16 | | at Det | | | | | | | | | |
| 12/24 | | Cle | | | | | | | | | |
| 12/31 | | at Min | | | | | | | | | |
| Totals | 1-3 | | 140 | 93 | 833 | 66.4 | 4 | 5 | 29 | 8/78 | 76.9 |



MIKE GLENNON'S NFL STATISTICS

REGULAR SEASON

| Year | Team | GP-GS | Att | Cmp | Pct | Yds | Yds/Att | TD | Int | Lg | Sk-Yds | Rating |
|-------------------|-----------|--------------|------------|------------|-------------|--------------|------------|-----------|-----------|------------|---------------|-------------|
| 2013 | Tampa Bay | 13-13 | 416 | 247 | 59.4 | 2,608 | 6.3 | 19 | 9 | 85t | 40-314 | 83.9 |
| 2014 | Tampa Bay | 6-5 | 203 | 117 | 57.6 | 1,417 | 7.0 | 10 | 6 | 41 | 16-91 | 83.3 |
| 2015 | Tampa Bay | 0-0 | 0 | 0 | -- | 0 | -- | 0 | 0 | -- | 0-0 | -- |
| 2016 | Tampa Bay | 2-0 | 11 | 10 | 90.9 | 75 | 6.8 | 1 | 0 | 13 | 0-0 | 125.4 |
| 2017 | Chicago | 4-4 | 140 | 93 | 66.4 | 833 | 6.0 | 4 | 5 | 29 | 8-78 | 76.9 |
| NFL totals | | 25-22 | 770 | 467 | 60.6 | 4,933 | 6.4 | 34 | 20 | 85t | 64-483 | 83.2 |

Record as Starter: 6-16 (.286) - 2013 (4-9), 2014 (1-4), 2017 (1-3).

ADDITIONAL STATS: Fumbles-Lost -- (13-8): 2013 (7-4), 2014 (2-0), 2017 (3-3)

| Year | Team | Rush | Yds | Avg | Lg | TD |
|-------------------|-----------|-----------|-----------|------------|-----------|----------|
| 2013 | Tampa Bay | 27 | 37 | 1.4 | 16 | 0 |
| 2014 | Tampa Bay | 10 | 49 | 4.9 | 19 | 0 |
| 2016 | Tampa Bay | 0 | 0 | - | - | 0 |
| 2017 | Chicago | 4 | 4 | 1.0 | 2 | 0 |
| NFL totals | | 41 | 90 | 2.2 | 19 | 0 |

SEASON / CAREER / PLAYOFF HIGHS

| | 2017 | Career | Playoff |
|--------------------|-------------------|-------------------------|---------|
| Attempts | 45, at TB (9/17) | 51, vs. CAR (10/24/13) | None |
| Completions | 31, at TB (9/17) | Same | None |
| Passing Yards | 301, at TB (9/17) | 314, vs. BAL (10/12/14) | None |
| TD Passes | 1, four times | 2, 12 times | None |
| Interceptions | 2, twice | 2, four times | None |
| Longest Completion | 29, at GB (9/28) | 85t, at DET (11/24/13) | None |

MIKE GLENNON'S GAME-BY-GAME STATISTICS

2013 TAMPA BAY BUCCANEERS

| Date | W/L | Opp. | Att | Cmp | Yds | Pct. | TD | INT | Lg | Sk/Lst | Rtg |
|------------------------|-----|--------|-----|-----|-------|------|----|-----|----|--------|-------|
| DID NOT PLAY WEEKS 1-3 | | | | | | | | | | | |
| 9/29 | L | Ari | 43 | 24 | 193 | 55.8 | 1 | 2 | 20 | 2/20 | 55.7 |
| 10/13 | L | Phi | 43 | 26 | 273 | 60.5 | 2 | 1 | 36 | 2/16 | 84.7 |
| 10/20 | L | at Atl | 44 | 26 | 256 | 59.1 | 2 | 0 | 59 | 3/30 | 90.7 |
| 10/24 | L | Car | 51 | 30 | 275 | 58.8 | 1 | 0 | 29 | 3/26 | 80.1 |
| 11/3 | L | at Sea | 23 | 17 | 168 | 73.9 | 2 | 0 | 27 | 3/25 | 123.1 |
| 11/11 | W | Mia | 21 | 11 | 139 | 52.4 | 1 | 1 | 30 | 2/15 | 69.3 |
| 11/17 | W | Atl | 23 | 20 | 231 | 87.0 | 2 | 0 | 53 | 2/7 | 137.5 |
| 11/24 | W | at Det | 21 | 14 | 247 | 66.7 | 2 | 0 | 85 | 4/40 | 138.4 |
| 12/1 | L | at Car | 21 | 14 | 180 | 66.7 | 0 | 1 | 60 | 5/40 | 73.5 |
| 12/8 | W | Buf | 25 | 9 | 90 | 36.0 | 2 | 2 | 38 | 1/9 | 40.4 |
| 12/15 | L | SF | 34 | 18 | 179 | 52.9 | 2 | 1 | 26 | 4/35 | 75.5 |
| 12/22 | L | at StL | 26 | 16 | 158 | 61.5 | 0 | 0 | 30 | 7/47 | 78.7 |
| 12/29 | L | at NO | 41 | 22 | 219 | 53.7 | 2 | 1 | 48 | 2/4 | 75.2 |
| Totals | 4-9 | | 416 | 247 | 2,608 | 59.4 | 19 | 9 | 85 | 40/314 | 83.9 |

2014 TAMPA BAY BUCCANEERS

| Date | W/L | Opp. | Att | Cmp | Yds | Pct. | TD | INT | Lg | Sk/Lst | Rtg |
|--------|-----|--------|-----|-----|-------|------|----|-----|----|--------|------|
| 9/18 | L | at Atl | 24 | 17 | 121 | 70.8 | 1 | 0 | 14 | 2/18 | 96.0 |
| 9/28 | W | at Pit | 42 | 21 | 302 | 50.0 | 2 | 1 | 41 | 1/15 | 79.7 |
| 10/5 | L | at NO | 32 | 19 | 249 | 59.4 | 2 | 1 | 34 | 1/1 | 91.8 |
| 10/12 | L | Bal | 44 | 24 | 314 | 54.5 | 2 | 1 | 33 | 5/37 | 83.0 |
| 10/26 | L | Min | 28 | 19 | 171 | 67.9 | 1 | 1 | 40 | 5/12 | 81.1 |
| 11/2 | L | at Cle | 33 | 17 | 260 | 51.5 | 2 | 2 | 34 | 2/8 | 72.8 |
| Totals | 1-5 | | 203 | 117 | 1,417 | 57.6 | 10 | 6 | 41 | 16/91 | 83.3 |

2016 TAMPA BAY BUCCANEERS

| Date | W/L | Opp. | Att | Cmp | Yds | Pct. | TD | INT | Lg | Sk/Lst | Rtg |
|--------|-----|------|-----|-----|-----|------|----|-----|----|--------|-------|
| 11/3 | L | Atl | 11 | 10 | 75 | 90.9 | 1 | 0 | 13 | 0/0 | 125.4 |
| 11/13 | W | CHI | - | - | - | - | - | - | - | - | - |
| Totals | 1-1 | | 11 | 10 | 75 | 90.9 | 1 | 0 | 13 | 0/0 | 125.4 |



91 EDDIE GOLDMAN

Ht: 6-4

Wt: 320

Age: 23

College: Florida State

Bears Season: 3

NFL Season: 3

Acquired: 2nd round of the 2015 draft (39th overall)

DEFENSIVE LINE

PRO CAREER: Starts third professional season, appearing in 33 contests with 29 starts for the Chicago Bears (2015-17) ...tallied 99 tackles, 8.5 sacks, 12 TFLs, 1 fumble recovery and 1 pass breakup ... named to Mel Kiper and the PFWA's All-Rookie teams after tallying 39 tackles, 4.5 sacks and 6 TFLs ... ranked 4th amongst NFL rookies in sacks with 4.5.

2017 SEASON: Started 12 games, recording 36 tackles, 1.5 sacks, 1 fumble recovery and 3 TFLs... Inactive for Game 13.

HONORS AND AWARDS: 2015: All-Rookie (PFWA & Mel Kiper).

PREVIOUS SEASONS: 2016: Limited because of injury to 6 games with 5 starts, recording 24 tackles, 2.5 sacks, 3 TFLs and 1 pass breakup ... posted a career high 6 tackles in the season-opener at HOU (9/11) ... 3 TFLs tied for 3rd on the team. **2015:** Notched 39 tackles, 4.5 sacks and 6 TFLs en route to being named to Mel Kiper's and the PFWA's All-Rookie Teams ... started 12-of-15 games for the Bears ... his 4.5 sacks ranked 4th amongst NFL rookies ... 6 TFLs ranked 4th on the Bears ... was placed on IR on 12/30 with an ankle injury.

2017 CHICAGO BEARS

| Date | W/L | Opponent | Tkls-S | Sk-YL | INT-Yds | PD | FF | FR | TFL |
|---------------|------------|----------|--------------|----------------|------------|----------|----------|----------|----------|
| 9/10* | L | ATL | 1-1 | 0-0 | 0-0 | 0 | 0 | 0 | 0 |
| 9/17* | L | at TB | 3-2 | 1-5 | 0-0 | 0 | 0 | 0 | 1 |
| 9/24* | W | PIT | 2-2 | 0-0 | 0-0 | 0 | 0 | 0 | 0 |
| 9/28* | L | at GB | 2-0 | 0-0 | 0-0 | 0 | 0 | 0 | 0 |
| 10/9* | L | MIN | 2-2 | 0-0 | 0-0 | 0 | 0 | 0 | 0 |
| 10/15* | W | at BAL | 6-6 | 0-0 | 0-0 | 0 | 0 | 0 | 1 |
| 10/22* | W | CAR | 6-5 | 0.5-0.5 | 0-0 | 0 | 0 | 0 | 0 |
| 10/29* | L | at NO | 4-0 | 0-0 | 0-0 | 0 | 0 | 0 | 0 |
| 11/12* | L | GB | 1-1 | 0-0 | 0-0 | 0 | 0 | 0 | 0 |
| 11/19* | L | DET | 2-2 | 0-0 | 0-0 | 0 | 0 | 0 | 1 |
| 11/26* | L | at PHI | 4-3 | 0-0 | 0-0 | 0 | 0 | 1 | 0 |
| 12/3* | L | SF | 3-1 | 0-0 | 0-0 | 0 | 0 | 0 | 0 |
| 12/10 | W | at CIN | | | INACTIVE | | | | |
| 12/16 | | at DET | | | | | | | |
| 12/24 | | CLE | | | | | | | |
| 12/31 | | at MIN | | | | | | | |
| Totals | 3-9 | | 36-25 | 1.5-5.5 | 0-0 | 0 | 0 | 1 | 3 |

*Denotes Game Started

EDDIE GOLDMAN'S NFL STATISTICS

REGULAR SEASON

| Year | Team | GP | GS | Tackles | | | | | Interceptions | | | | | Fumbles | | | Misc. | | |
|-------------------|---------|-----------|-----------|-----------|-----------|-----------|------------|-------------|---------------|----------|----------|----------|----------|----------|----------|----------|----------|-------------|----------|
| | | | | Tot | S | A | Sk | Yds | No | Yds | Lg | TD | PD | FF | FR | Yds | TFL | STT | |
| 2015 | Chicago | 15 | 12 | 39 | 23 | 16 | 4.5 | 40.5 | 0 | 0 | - | 0 | 0 | 0 | 0 | 0 | 0 | 6.0 | 0 |
| 2016 | Chicago | 6 | 5 | 24 | 18 | 6 | 2.5 | 16.0 | 0 | 0 | - | 0 | 1 | 0 | 0 | 0 | 0 | 3.0 | 0 |
| 2017 | Chicago | 12 | 12 | 36 | 25 | 11 | 1.5 | 5.5 | 0 | 0 | - | 0 | 0 | 0 | 1 | 0 | 0 | 3.0 | 0 |
| NFL totals | | 33 | 29 | 99 | 66 | 33 | 8.5 | 62.0 | 0 | 0 | - | 0 | 1 | 0 | 1 | 0 | 0 | 12.0 | 0 |

SEASON / CAREER / PLAYOFF HIGHS

| | 2017 | Career | Playoff |
|------------------|-------------------|---------------------|---------|
| Tackles | 6, twice | 6, twice | None |
| Solos | 6, at BAL (10/15) | 6, twice | None |
| Tackles For Loss | 1, twice | 2, vs. SF (12/6/15) | None |
| Sacks | 1, at TB (9/17) | 2, vs. SF (12/6/15) | None |

**55 HRONISS GRASU****Ht:** 6-3**Wt:** 303**Age:** 26**College:** Oregon**Bears Season:** 3**NFL Season:** 3**Acquired:** 3rd round of the 2015 NFL draft (71st overall)**OFFENSIVE LINE**

PRO CAREER: Starts third campaign with the team, appearing in 12 contests (10 starts) for the Bears (2015-17) ... made NFL Debut in Game 5 at Kansas City ... part of an offense that ranked 3rd in franchise single-season history in completion percentage (63.9) and interception percentage (2.3), 4th in gross passing yards (3,843) and third-down percentage (42.5), 5th in net passing yards (3,660) and 6th in passer rating (89.7) and total net yards (5,514) ... selected by the Bears in the 3rd round (71st overall) of the 2015 NFL Draft.

2017 SEASON: Appeared in four games (two starts), did not play Games 1, 10 & 13, inactive for games 4-8 & 12.

PREVIOUS SEASONS: 2016: Spent 2016 season on Injured Reserve. **2015:** Started 8 contests (Game 5-6 & 10-15) at center ... made NFL debut by starting at center in Game 5 at Kansas City ... inactive for Games 1-4 (coach's decision), 7-9 (due to a neck injury) and 16 (due to a knee injury) ... part of a bears offense that ranked 3rd in franchise single-season history in completion percentage (63.9) and interception percentage (2.3), 4th in gross passing yards (3,843) and third down percentage (42.5), 5th in net passing yards (3,660) and 6th in passer rating (89.7) and total net yards (5,514).

HRONISS GRASU'S NFL STATISTICS**REGULAR SEASON**

GAMES PLAYED-STARTED - 12-10: 2015 CHI (8-8); 2016 CHI (0-0); 2017 CHI (4-2).



32 DEIONDRE' HALL

Ht: 6-2
Age: 23

Bears Season: 2

Acquired: 4th round of the 2016 draft (127th overall)

Wt: 201

College: Northern Iowa

NFL Season: 2

LINEBACKER

PRO CAREER: Enters second NFL season, appearing in 10 games for the Chicago Bears (2016-17)... Recorded 7 tackles, 1 interception and 1 pass breakup... Added 1 STT... Picked off Matthew Stafford for his first career interception vs. DET (10/2/16).

2017 SEASON: Spent first 12 weeks on Injured Reserve... Appeared in two games as a reserve.

PREVIOUS SEASONS: 2016: Played in 8 games (Games 1-4 & 13-16)... Tallied 7 tackles, 1 interception and 1 pass breakup.. Added 1 STT... Picked off Matthew Stafford for his first career interception vs. DET (10/2)... Inactive games 5-12. GAMES PLAYED-STARTED: 8-0.

2017 CHICAGO BEARS

| Date | W/L | Opponent | Tkls-S | Sk-YL | INT-Yds | PD | FF | FR | TFL |
|----------------------------|------------|----------|------------|------------|------------|----------|----------|----------|----------|
| INJURED RESERVE GAMES 1-11 | | | | | | | | | |
| 12/3 | L | SF | 0-0 | 0-0 | 0-0 | 0 | 0 | 0 | 0 |
| 12/10 | W | at CIN | 0-0 | 0-0 | 0-0 | 0 | 0 | 0 | 0 |
| 12/16 | | at DET | | | | | | | |
| 12/24 | | CLE | | | | | | | |
| 12/31 | | at MIN | | | | | | | |
| Totals | 0-0 | | 0-0 | 0-0 | 0-0 | 0 | 0 | 0 | 0 |

*Denotes Game Started


DEIONDRE' HALL'S NFL STATISTICS

REGULAR SEASON

| Year | Team | GP | GS | Tackles | | | | Interceptions | | | | Fumbles | | | Misc. | | | |
|-------------------|---------|-----------|----------|----------|----------|----------|------------|---------------|----------|----------|----------|----------|----------|----------|----------|------------|------------|----------|
| | | | | Tot | S | A | Sk | Yds | No | Yds | Lg | TD | PD | FF | FR | Yds | TFL | STT |
| 2016 | Chicago | 8 | 0 | 7 | 6 | 1 | 0.0 | 0.0 | 1 | 0 | - | 0 | 1 | 0 | 0 | 0.0 | 0.0 | 1 |
| 2017 | Chicago | 2 | 0 | 0 | 0 | 0 | 0.0 | 0.0 | 0 | 0 | - | 0 | 0 | 0 | 0 | 0.0 | 0.0 | 0 |
| NFL totals | | 10 | 0 | 7 | 6 | 1 | 0.0 | 0.0 | 1 | 0 | - | 0 | 1 | 0 | 0 | 0.0 | 0.0 | 1 |

SEASON / CAREER / PLAYOFF HIGHS

| | 2017 | Career | Playoff |
|---------------|------|----------------------|---------|
| Tackles | None | 3, at HOU (9/11/16) | None |
| Solos | None | 3, at HOU (9/11/16) | None |
| Interceptions | None | 1, vs. DET (10/2/16) | None |

**96****AKIEM
HICKS****Ht:** 6-5**Wt:** 336**Age:** 28**College:** Regina**Bears Season:** 2**NFL Season:** 6**Acquired:** Unrestricted free agent in 2016 (NE)**DEFENSIVE LINE**

PRO CAREER: Entering his second season with the Bears, starting 62-of-90 contests with 254 tackles, 23.5 sacks, 41 TFLs, 4 pass breakups, 3 forced fumbles and 4 fumble recoveries in five seasons with the Saints (2012-15), Patriots (2015) and Bears (2016) ... his 119 tackles with New Orleans ranked 2nd among the defensive linemen on the Saints from 2012-15 ... led the Saints defensive line in tackles in 2013 (56) and was 2nd in 2014 (41) ... ranked 4th on the Saints in sacks from 2012-15 (6.5) ... was traded to the Patriots after the Saints first three games in 2015 ... 3 sacks with New England in 2015 ranked tied for 3rd along the Patriots defensive front ... 7 sacks with the Bears in 2016 ranked second on the team.

2017 SEASON: Started 13 games, recording 43 tackles, 14 TFLs, 2 fumble recoveries and 7 sacks for a loss of 47 yards.

HONORS AND AWARDS: 2016: Defensive Player of the Week (12/4)

PREVIOUS SEASONS: 2016: Started all 16 games at DE ... set a career-high in tackles (71), sacks (7), pass breakups (3) and forced fumbles (2) ... also recorded 5 TFLs and recovered 1 fumble ... one of three Bears players to record at least seven sacks ... only defensive player to start every game ... recorded 2 multi-sack games (10/31 vs. MIN & 12/4 vs. SF). **2015:** Appeared in 16 games with 3 starts with the Patriots and Saints ... posted 23 tackles, 3 sacks, 5 TFLs and 1 FR ... all 3 starts came with New Orleans where he collected 2 assisted tackles ... in 13 games with New England, notched 21 tackles, 3 sacks, 5 TFLs and 1 FR ... 3 sacks ranked tied for 3rd among the Patriots defensive linemen ... saw action in 2 playoff games, posting 3 tackles and 1 TFL. **2014:** Started 14-of-15 games for the Saints, posting 41 tackles, 2 sacks and 7 TFLs ... 41 tackles ranked 2nd on the Saints defensive linemen ... was placed on IR prior the season finale. **2013:** Started 16-of-16 games for the first time in his career with New Orleans ... posted career-highs in tackles (56), sacks (4.5) and TFLs (8) ... 56 tackles were the most among the Saints defensive front ... started both of the Saints postseason contests, notching 7 tackles and 0.5 sacks. **2012:** Appeared in 14 games with the Saints as a rookie ... collected 20 tackles, 1 pass breakup, 2 TFLs and 1 forced fumble.



2017 CHICAGO BEARS

| Date | W/L | Opponent | Tkls-S | Sk-YL | INT-Yds | PD | FF | FR | TFL |
|---------------|------------|----------|--------------|-------------|------------|----------|----------|----------|-----------|
| 9/10* | L | ATL | 3-3 | 2-13 | 0-0 | 0 | 0 | 0 | 2 |
| 9/17* | L | at TB | 3-2 | 0-0 | 0-0 | 0 | 0 | 0 | 0 |
| 9/24* | W | PIT | 4-2 | 0-0 | 0-0 | 0 | 0 | 1 | 0 |
| 9/28* | L | at GB | 2-0 | 0-0 | 0-0 | 0 | 0 | 0 | 0 |
| 10/9* | L | MIN | 4-4 | 2-15 | 0-0 | 0 | 0 | 0 | 3 |
| 10/15* | W | at BAL | 3-3 | 1-5 | 0-0 | 0 | 0 | 0 | 1 |
| 10/22* | W | CAR | 5-4 | 1-6 | 0-0 | 0 | 0 | 0 | 2 |
| 10/29* | L | at NO | 2-2 | 1-8 | 0-0 | 0 | 0 | 0 | 1 |
| 11/12* | L | GB | 6-6 | 0-0 | 0-0 | 0 | 0 | 0 | 2 |
| 11/19* | L | DET | 3-2 | 0-0 | 0-0 | 0 | 0 | 1 | 1 |
| 11/26* | L | at PHI | 3-3 | 0-0 | 0-0 | 0 | 0 | 0 | 2 |
| 12/3* | L | SF | 4-3 | 0-0 | 0-0 | 0 | 0 | 0 | 0 |
| 12/10* | W | at CIN | 1-1 | 0-0 | 0-0 | 0 | 0 | 0 | 0 |
| 12/16 | | at DET | | | | | | | |
| 12/24 | | CLE | | | | | | | |
| 12/31 | | at MIN | | | | | | | |
| Totals | 4-9 | | 43-35 | 7-47 | 0-0 | 0 | 0 | 2 | 14 |

*Denotes Game Started

AKIEM HICKS' NFL STATISTICS

REGULAR SEASON


| Year | Team | GP | GS | Tackles | | | | | Interceptions | | | | | Fumbles | | | Misc. | | |
|---------------|-------------|-----------|-----------|------------|------------|-----------|-------------|--------------|---------------|----------|----------|----------|----------|----------|----------|----------|-----------|----------|---|
| | | | | Tot | S | A | Sk | Yds | No | Yds | Lg | TD | PD | FF | FR | Yds | TFL | STT | |
| 2012 | New Orleans | 14 | 0 | 20 | 10 | 10 | 0.0 | 0.0 | 0 | 0 | - | 0 | 1 | 1 | 0 | 0 | 0 | 2 | 0 |
| 2013 | New Orleans | 16 | 16 | 56 | 29 | 27 | 4.5 | 27.5 | 0 | 0 | - | 0 | 0 | 0 | 0 | 0 | 0 | 8 | 0 |
| 2014 | New Orleans | 15 | 14 | 41 | 27 | 14 | 2.0 | 16.0 | 0 | 0 | - | 0 | 0 | 0 | 0 | 0 | 0 | 7 | 0 |
| 2015 | TOTAL | 16 | 3 | 23 | 9 | 14 | 3.0 | 12.0 | 0 | 0 | - | 0 | 0 | 0 | 1 | 0 | 0 | 5 | 0 |
| 2016 | Chicago | 16 | 16 | 71 | 50 | 21 | 7.0 | 49.0 | 0 | 0 | - | 0 | 3 | 2 | 1 | 0 | 0 | 5 | 0 |
| 2017 | Chicago | 13 | 13 | 43 | 35 | 8 | 7.0 | 47.0 | 0 | 0 | - | 0 | 0 | 0 | 2 | 0 | 0 | 14 | 0 |
| Totals | | 90 | 62 | 254 | 160 | 94 | 23.5 | 151.5 | 0 | 0 | - | 0 | 4 | 3 | 4 | 0 | 41 | 0 | |

POSTSEASON

| Year | Team | GP | GS | Tackles | | | | | Interceptions | | | | | Fumbles | | | Misc. | | |
|---------------|-------------|----------|----------|-----------|----------|----------|------------|------------|---------------|----------|----------|----------|----------|----------|----------|----------|----------|----------|----------|
| | | | | Tot | S | A | Sk | Yds | No | Yds | Lg | TD | PD | FF | FR | Yds | TFL | STT | |
| 2013 | New Orleans | 2 | 2 | 7 | 3 | 4 | 0.5 | 4.0 | 0 | 0 | - | 0 | 0 | 0 | 0 | 0 | 0 | 0 | 0 |
| 2015 | New England | 2 | 0 | 3 | 1 | 2 | 0.0 | 0.0 | 0 | 0 | - | 0 | 0 | 0 | 0 | 0 | 0 | 1 | 0 |
| Totals | | 4 | 2 | 10 | 4 | 6 | 0.5 | 4.0 | 0 | 0 | - | 0 | 0 | 0 | 0 | 0 | 0 | 1 | 0 |

SEASON / CAREER / PLAYOFF HIGHS

| | 2017 | Career | Playoff |
|----------------------|------------------------|---------------------------|----------------------|
| Tackles | 6, vs. GB (11/12)..... | 13, vs. SF (12/4/16)..... | 4, at SEA (1/11/14) |
| Solos | 6, vs. GB (11/12)..... | 8, vs. SF (12/4/16)..... | 2, at PHI (1/4/14) |
| Sacks | 2, twice..... | 2, five times..... | 0.5, at PHI (1/4/14) |

**99****LAMARR
HOUSTON****Ht:** 6-3**Age:** 30**Bears Season:** 4**Acquired:** Waived free agent in 2017 (HOU)**Wt:** 274**College:** Texas**NFL Season:** 8**LINEBACKER**

PRO CAREER: Appeared in 97 games with 70 starts with the Oakland Raiders (2010-13), Houston Texans (2017) and Chicago Bears (2014-16, 2017), collecting 307 tackles, 28 sacks, 56 TFLs, 5 forced fumbles, 9 fumble recoveries and 1 interception ... Owns 1 blocked FG on special teams ... has led or tied for his team's lead in sacks 3 times during his NFL career (4 tied for team led in 2012; 6 led the team in 2013; 8 led the team in 2015) ... served as captain with the Raiders in 2013 ... his 16 sacks from 2010-13 tied for the Oakland-team lead ... two multi-sack games in his career (both coming in 2015) ... 8 opponent fumble recoveries are tied for 6th most in the NFL since 2010.

2017 SEASON: Played in 5 games with the Houston Texans, recording 7 tackles, 1 sack, 3 TFLs, 1 forced fumble and 1 fumble recovery before being claimed off waivers by the Bears... Appeared in two games for the Bears, recording 4 tackles, 2 sacks and 2 TFLs.

HONORS & AWARDS: **2013:** AFC Defensive Player of the Week vs. JAX (10/21). **2010:** All-Rookie Team (The Sporting News)

PREVIOUS SEASONS: **2016:** Limited to two games in 2016 due to injury (Games 1 & 2)... Went on Injured Reserve 9/22... Recored 8 tackles. **GAMES PLAYED-STARTED:** 2-0 **2015:** Appeared in all 16 games with 2 starts (Games 15-16), posting 51 tackles, a career-high 8 sacks, 10 TFLs and 1 fumble recovery ... 8 sacks led the Bears and 10 TFLs ranked 2nd ... had 7 sacks in the last 9 contests of the season ... recorded first two multi-sack games of NFL career: 2 in Game 8 at SD and 2 in Game 16 vs. DET. **2014:** Started all 8 games played in first season with the Bears, collecting 11 tackles, 1 sack, 3 tackles for losses, 1 opponent fumble recovery and 1 pass breakup ... blocked a 37-yard field goal attempt on special team versus Miami (October 19) ... missed final 8 games after being placed on I.R. due to a knee injury. **2013:** Moved to the right side of the Raiders defensive line prior to the season and started all 16 games for the second consecutive year ... served as defensive captain ... led team with a career-high 6 sacks for 52 yards in losses ... led Raiders defensive linemen with 69 tackles (56 solo), forced a career-high 2 fumbles, tallied 10 TFLs and recovered 1 fumble. **2012:** Registered 67 tackles (49 solo), 2 PBUs, 1 FF, 1 FR and a team-leading 4.5 sacks for Oakland ... led the team in both QB hits (31) and TFLs (13) and finished second with 17 pressures. **2011:** Played in all 16 games with 13 starts for Oakland ... totaled 51 tackles (36 solo), 6 TFLs, 1 sack, 3 PBUs and 1 INT ... also tied for fifth in the AFC with 2 opponent FRs. **2010:** Saw action in all 16 games and made 15 starts in first NFL season with Oakland ... named to The Sporting News' All-Rookie Team ... tied for 5th on the team with 5 sacks ... added 39 tackles (30 solo), 8 TFLs, 1 FF and 2 FRs.



2017 CHICAGO BEARS

| Date | W/L | Opponent | Tkls-S | Sk-YL | INT-Yds | PD | FF | FR | TFL |
|---------------|------------|----------|--------------|-------------|------------|----------|----------|----------|----------|
| 10/15^ | W | CLE | 1-1 | 1-9 | 0-0 | 0 | 1 | 0 | 0 |
| 10/29^ | L | at SEA | 3-2 | 0-0 | 0-0 | 0 | 0 | 0 | 2 |
| 11/5^ | L | IND | 0-0 | 0-0 | 0-0 | 0 | 0 | 0 | 0 |
| 11/12^ | L | at LAR | 3-3 | 0-0 | 0-0 | 0 | 0 | 0 | 1 |
| 11/19^ | W | ARI | 0-0 | 0-0 | 0-0 | 0 | 0 | 0 | 0 |
| 12/3 | L | SF | 3-3 | 1-11 | 0-0 | 0 | 0 | 0 | 1 |
| 12/10 | W | at CIN | 1-1 | 1-10 | 0-0 | 0 | 0 | 0 | 1 |
| 12/16 | | at DET | | | | | | | |
| 12/24 | | CLE | | | | | | | |
| 12/31 | | at MIN | | | | | | | |
| Totals | 0-2 | | 11-10 | 3-30 | 0-0 | 0 | 0 | 0 | 5 |

^ with HOU

*Denotes Game Started

LAMARR HOUSTON'S NFL STATISTICS


REGULAR SEASON

| Year | Team | GP | GS | Tackles | | | | | Interceptions | | | | | Fumbles | | | |
|---------------------|---------|-----------|-----------|------------|------------|-----------|-------------|--------------|---------------|-----------|-----------|----------|----------|----------|----------|----------|-------------|
| | | | | Tot | S | A | Sk | Yds | No | Yds | Lg | TD | PD | FF | FR | Yds | TFL |
| 2010 | Oakland | 16 | 15 | 39 | 30 | 9 | 5.0 | 27.0 | 0 | 0 | 0 | 0 | 0 | 1 | 2 | 0 | 8.0 |
| 2011 | Oakland | 16 | 13 | 51 | 36 | 15 | 1.0 | 2.0 | 1 | 15 | 15 | 0 | 3 | 0 | 2 | 0 | 6.0 |
| 2012 | Oakland | 16 | 16 | 67 | 49 | 18 | 4.0 | 34.0 | 0 | 0 | 0 | 0 | 2 | 1 | 1 | 0 | 13.0 |
| 2013 | Oakland | 16 | 16 | 69 | 56 | 13 | 6.0 | 52.0 | 0 | 0 | 0 | 0 | 0 | 2 | 1 | 0 | 10.0 |
| 2014 | Chicago | 8 | 8 | 11 | 8 | 3 | 1.0 | 11.0 | 0 | 0 | 0 | 0 | 1 | 0 | 1 | 0 | 3.0 |
| 2015 | Chicago | 16 | 2 | 51 | 34 | 17 | 8.0 | 63.0 | 0 | 0 | - | 0 | 0 | 0 | 1 | 0 | 10.0 |
| 2016 | Chicago | 2 | 0 | 8 | 2 | 6 | 0.0 | 0.0 | 0 | 0 | - | 0 | 0 | 0 | 0 | 0 | 0.0 |
| 2017 | HOU/CHI | 7 | 0 | 11 | 10 | 1 | 3.0 | 30.0 | 0 | 0 | - | 0 | 0 | 1 | 1 | 0 | 5.0 |
| Bears totals | | 28 | 10 | 74 | 48 | 26 | 11.0 | 95.0 | 0 | 0 | - | 0 | 1 | 0 | 2 | 0 | 15.0 |
| NFL totals | | 97 | 70 | 307 | 225 | 82 | 28.0 | 209.0 | 1 | 15 | 15 | 0 | 6 | 4 | 8 | 0 | 55.0 |

ADDITIONAL STATS: Blocked Kicks - 1 (37-yard field goal vs. MIA, 10/19/14).

SEASON / CAREER / PLAYOFF HIGHS

| | 2017 | Career | Playoff |
|---------|----------------|----------------------|---------|
| Tackles | 3, three times | 12, at SD (12/30/12) | None |
| Solos | 3, twice | 9, at SD (12/30/12) | None |
| Sacks | 1, three times | 2, twice | None |



36

DEANDRE HOUSTON-CARSON

Ht: 6-1

Age: 24

Bears Season: 2

Acquired: 6th round of the 2016 draft (185th overall)

Wt: 205

College: William & Mary

NFL Season: 2

DEFENSIVE BACK

PRO CAREER: Begins second NFL season, appearing in 16 games for the Chicago Bears (2016) ... made 11 STTs.

2017 SEASON: Appeared in 8 games after being promoted from the practice squad on September 19... Owns 9 STTs...Inactive for Games 11-13.

PREVIOUS SEASONS: 2016: Appeared in 8 games (Games 1-5, 8, 12 & 16) on special teams as a rookie. Tallied 2 STTs.

2017 CHICAGO BEARS

| Date | W/L | Opponent | Tkls-S | Sk-YL | INT-Yds | PD | FF | FR | TFL |
|---------------|------------|----------|------------|------------|----------------|----------|----------|----------|----------|
| 9/10 | L | ATL | | | PRACTICE SQUAD | | | | |
| 9/17 | L | at TB | | | PRACTICE SQUAD | | | | |
| 9/24 | W | PIT | 0-0 | 0-0 | 0-0 | 0 | 0 | 0 | 0 |
| 9/28 | L | at GB | 0-0 | 0-0 | 0-0 | 0 | 0 | 0 | 0 |
| 10/9 | L | MIN | 0-0 | 0-0 | 0-0 | 0 | 0 | 0 | 0 |
| 10/15 | W | at BAL | 0-0 | 0-0 | 0-0 | 0 | 0 | 0 | 0 |
| 10/22 | W | CAR | 0-0 | 0-0 | 0-0 | 0 | 0 | 0 | 0 |
| 10/29 | L | at NO | 0-0 | 0-0 | 0-0 | 0 | 0 | 0 | 0 |
| 11/12 | L | GB | 0-0 | 0-0 | 0-0 | 0 | 0 | 0 | 0 |
| 11/19 | L | DET | 0-0 | 0-0 | 0-0 | 0 | 0 | 0 | 0 |
| 11/26 | L | at PHI | | | INACTIVE | | | | |
| 12/3 | L | SF | | | INACTIVE | | | | |
| 12/10 | W | at CIN | | | INACTIVE | | | | |
| 12/16 | | at DET | | | | | | | |
| 12/24 | | CLE | | | | | | | |
| 12/31 | | at MIN | | | | | | | |
| Totals | 0-0 | | 0-0 | 0-0 | 0-0 | 0 | 0 | 0 | 0 |

*Denotes Game Started

DEANDRE HOUSTON CARSON'S NFL STATISTICS

REGULAR SEASON

| Year | Team | GP | GS | Tackles | | | | | Interceptions | | | | Fumbles | | | Misc. | | | |
|---------------|---------|-----------|----------|----------|----------|----------|------------|------------|---------------|----------|----------|----------|----------|----------|----------|----------|----------|------------|-----------|
| | | | | Tot | S | A | Sk | Yds | No | Yds | Lg | TD | PD | FF | FR | Yds | TFL | STT | |
| 2016 | Chicago | 8 | 0 | 0 | 0 | 0 | 0.0 | 0 | 0 | 0 | - | 0 | 0 | 0 | 0 | 0 | 0 | 0.0 | 2 |
| 2017 | Chicago | 8 | 0 | 0 | 0 | 0 | 0.0 | 0.0 | 0 | 0 | - | 0 | 0 | 0 | 0 | 0 | 0 | 0.0 | 9 |
| Totals | | 16 | 0 | 0 | 0 | 0 | 0.0 | 0.0 | 0 | 0 | - | 0 | 0 | 0 | 0 | 0 | 0 | 0.0 | 11 |

SEASON / CAREER / PLAYOFF HIGHS

| | 2017 | Career | Playoff |
|----------------------|------|--------|---------|
| Tackles | None | None | None |
| Solos | None | None | None |
| Sacks | None | None | None |



24 JORDAN HOWARD

Ht: 6-0

Age: 23

Bears Season: 2

Acquired: 5th round of the 2016 draft (150th overall)

Wt: 222

College: Indiana

NFL Season: 2

RUNNING BACK

PRO CAREER: Enters second NFL campaign ... Started 25-of-27 games for the Bears, carrying the ball 464 times for 2,198 yards (4.7 avg) and 11 touchdowns ... Adds 46 receptions for 384 yards (8.3 avg)... Set a Bears rookie rushing record with his 1,313 yards and became the second-youngest Bears RB to eclipse 1,000 yards in a season ... His 1,313 yards ranked second in the NFL behind Dallas' Ezekiel Elliott, marking the first time since the 1970 merger that two rookies finished 1-2 in the NFL in rushing ... later became the first Bears rookie running back to be voted to the Pro Bowl since Hall of Famer Gale Sayers in 1965... Became fastest player in Bears history to record 10 games of 100+ yards rushing (23 games)... Also became the fastest Bears player to 2,000 yards (24 games), doing so faster than Walter Payton (26 games) and Gale Sayers (28 games)... Became the first Bear ever to rush for 1,000 yards in each of his first two seasons... Since 2016, Howard has rushed for 100+ yards 12 times, most in the NFL over that span.

2017 SEASON: Started 13 games, rushing for 1,032 yards on 235 carries (4.4 avg) and 7 touchdowns... Adds 18 receptions for 94 yards (5.2 avg)... Set a career-high in receptions (5) vs. PIT (9/24)... Led the Bears in scoring (12), rushing yards (138), receptions (5) and receiving yards (26) against the Steelers on 9/24. The last Bear to accomplish this feat was Matt Forte when he tallied 47 yards on the ground, 6 catches for 57 yards and 1 score at Minnesota (12/20/15)... Set a career-high in rushing yards (167) and carries (36) at BAL (10/15)... Rushed for 100 yards or more in 5 games this season... Eclipsed the 1,000 yard mark at CIN (12/10), becoming the first player in franchise history to rush for 1,000 yards in each of his first two seasons.

HONORS & AWARDS: 2016: NFC Offensive Player of the Week, FedEx Ground Player of the Week, Offensive Rookie of the Month (December/January), All-Rookie Team (PFWA, Gil Brandt, USA Today, Fox Sports) ... Brian Piccolo Award.

2016 SEASON: Appeared in 15 games (Games 2-16) with 13 starts (Games 4-16) carrying the ball 252 times for 1,313 yards (5.2 avg) and 6 touchdowns ... caught 29 passes for 298 yards (10.3 avg) ... 5.2 rushing average led the NFC ranked 4th in the league overall ... 1,313 yards ranked second in the NFL ... became the first Bears rookie to rush for 100+ yards in each of his first two starts ... second-youngest Bear to rush for 1,000 yards in a season (Salaam, 1995) ... first Bears rookie to rush for over 100 yards in 7 games ... scored 3 touchdowns vs. SF (12/4) which ranks tied for second most by a Bears rookie ... rushed for a career-high 153 yards vs. MIN (10/31), which earned him NFC Offensive Player of the Week and FedEx Ground Player of the Week ... earned Offensive Rookie of the Month for of December/January.



CHICAGO BEARS BIOGRAPHIES

2017 CHICAGO BEARS

| Date | W/L | Opp. | Rush | Yards | Avg. | Lg | TD | Rec. | Yards | Avg. | Lg | TD |
|---------------|------------|--------|------------|--------------|------------|-----------|----------|-----------|-----------|------------|-----------|----------|
| 9/10* | L | ATL | 13 | 52 | 4.0 | 11 | 1 | 3 | 14 | 4.7 | 9 | 0 |
| 9/17* | L | at TB | 9 | 7 | 0.8 | 4 | 0 | 0 | 0 | 0.0 | - | 0 |
| 9/24* | W | PIT | 23 | 140 | 6.1 | 19t | 2 | 5 | 26 | 5.2 | 10 | 0 |
| 9/28* | L | at GB | 18 | 53 | 2.9 | 16 | 1 | 2 | 10 | 5.0 | 7 | 0 |
| 10/9* | L | MIN | 19 | 76 | 4.0 | 13 | 0 | 0 | 0 | 0.0 | - | 0 |
| 10/15* | W | at BAL | 36 | 167 | 4.6 | 53 | 0 | 1 | 9 | 9.0 | 9 | 0 |
| 10/22* | W | CAR | 21 | 65 | 3.1 | 11 | 0 | 0 | 0 | 0.0 | - | 0 |
| 10/29* | L | at NO | 23 | 102 | 4.4 | 50 | 0 | 3 | 19 | 6.3 | 12 | 0 |
| 11/12* | L | GB | 15 | 54 | 3.6 | 25 | 0 | 0 | 0 | 0.0 | - | 0 |
| 11/19* | L | DET | 15 | 125 | 8.3 | 50 | 1 | 0 | 0 | 0.0 | - | 0 |
| 11/26* | L | at PHI | 7 | 6 | 0.9 | 4 | 0 | 2 | 13 | 6.5 | 9 | 0 |
| 12/3* | L | SF | 13 | 38 | 2.9 | 14 | 0 | 1 | -5 | -5.0 | -5 | 0 |
| 12/10* | W | at CIN | 23 | 147 | 6.4 | 21t | 2 | 1 | 8 | 8.0 | 8 | 0 |
| 12/16 | | at DET | | | | | | | | | | |
| 12/24 | | CLE | | | | | | | | | | |
| 12/31 | | at MIN | | | | | | | | | | |
| Totals | 4-9 | | 235 | 1,032 | 4.4 | 53 | 7 | 18 | 94 | 5.2 | 12 | 0 |

*Denotes Game Started

JORDAN HOWARD'S NFL STATISTICS

REGULAR SEASON

| Year | Team | GP-GS | Rush | Yds | Avg | Lg | TD | Rec | Yds | Avg | Lg | TD | STT |
|---------------|---------|--------------|------------|--------------|------------|-----------|-----------|-----------|------------|------------|-----------|----------|----------|
| 2016 | Chicago | 15-13 | 252 | 1,313 | 5.2 | 69 | 6 | 29 | 298 | 10.3 | 34 | 1 | 0 |
| 2017 | Chicago | 13-13 | 235 | 1,032 | 4.4 | 53 | 7 | 18 | 94 | 5.2 | 12 | 0 | 0 |
| Totals | | 28-26 | 487 | 2,345 | 4.8 | 69 | 13 | 47 | 392 | 8.3 | 34 | 1 | 0 |

SEASON / CAREER / PLAYOFF HIGHS

| | 2017 | Career | Playoff |
|--------------------------------|---------------------|------------------------|---------|
| Rushes | 36, at BAL (10/15) | Same | None |
| Rushing Yards | 167, at BAL (10/15) | Same | None |
| Longest Run | 53, at BAL (10/15) | 69, vs. MIN (10/31/16) | None |
| Rushing TDs | 2, twice | 3, vs. SF (12/4/16) | None |
| Receptions | 5, vs. PIT (9/24) | Same | None |
| Receiving Yards | 26, vs. PIT (9/24) | 49, vs. MIN (10/31/16) | None |
| Longest Reception | 12, at. NO (10/29) | 34, vs. MIN (10/31/16) | None |
| Receiving TDs | None | 1, at IND (10/2/16) | None |



17

DONTRELLE INMAN

Ht: 6-3

Wt: 205

Age: 28

College: Virginia

Bears Season: 1

NFL Season: 4

Acquired: Undrafted free agent in 2014 (SD)

WIDE RECEIVER

PRO CAREER: In his fourth NFL season, has appeared in 46 games (27 starts) hauling in 122 receptions for 1,679 yards (13.8 avg) and 8 touchdowns with the Chargers (2014-17) and Chicago Bears (2017)... Made his NFL debut September 14, 2014 vs. Seattle... Tallied 2 career 100+ yard receiving games in his NFL career... Set career-high in yards (810) and receptions (58) in 2016.

2017 SEASON: Played in four games, catching 2 passes for 9 yards (4.5 avg) with the L.A. Chargers before being traded to the Bears on October 25... Inactive for Game 8... Started in his Bears debut vs. GB (11/12)... Totaled 15 receptions for 216 yards (14.4 avg) and 1 touchdown for the Bears.

PREVIOUS SEASONS: 2016: Oct. 2 vs. New Orleans and logged first NFL 100-yard game with 120 yards and touchdown on seven catches...57-yard touchdown catch vs. Saints was longest scoring catch of career and tied game, 14-14 in second quarter...also caught 17-yarder on 3rd-and-9 on play right before TD catch...later in game, went over 100 yards on 22-yard catch on 3rd-and-4 that helped sustain TD drive for 31-21 lead...Oct. 30 at Denver, 15-yard catch on 3rd-and-12 followed by 37-yarder on 98-yard TD drive to bring Bolts within 17-13...drew three key penalties during scoring drives Nov. 13 vs. Miami...late in first quarter on field goal drive, drew pass interference and additional facemask penalty on 3rd-and-13...during third-quarter TD drive, drew pass interference in end zone for first down at one on drive that ended with Philip Rivers' 300th-career TD pass for 17-14 lead...late in fourth quarter, drew hold on 3rd-and-8 during TD drive for 24-21 edge...52-yard TD catch among 119-yard day, second-highest of season and career, in 21-13 win at Houston Nov. 27...TD tied game 7-7 in second quarter...later in game on TD drive for 21-10 lead, caught 11-yarder on 3rd-and-10 to help Bolts overcome 1st-and-20 and then followed that catch with 25 yarder to Texans' 25, while also drawing personal foul penalty...35-yard TD catch on game's opening drive Dec. 4 vs. Tampa Bay...19-yard touchdown catch Dec. 11 at Carolina to mark third straight game with TD. **2015:** Took over at wide receiver for an injured Malcom Floyd Oct. 4 vs. Cleveland and racked up season-high 88 yards on three catches...included season-long 68-yard catch-and-run to Browns' one on 3rd-and-5 play that set up touchdown for 27-19 lead in eventual 30-27 victory...first NFL touchdown catch, floating one-yarder on 4th-and-goal on final play of first half Oct. 18 at Green Bay's Lambeau Field...two-yard touchdown catch on 3rd-and-goal for Bolts' first points of game in 31-25 win at Jacksonville Nov. 29...during second-quarter touchdown drive that gave Bolts 14-9 lead, had 17-yard catch on 3rd-and-4 followed by 23-yard catch that put Philip Rivers over 40,000 yards for his career...suffered neck injury at end of 15-yard catch on 3rd-and-14 play early Dec. 6 vs. Denver and did not return...inactive Dec. 13 at Kansas City...three catches for 78 yards (26.0 avg.), all on scoring drives, Dec. 20 vs. Miami...seven-yard touchdown reception among season-high eight catches for 82 yards Dec. 24 at Oakland...in overtime, pressed into duty as free safety after injuries left Chargers without enough defensive backs. **2014:** NFL debut Sept. 14 vs. Seattle...helped Chargers to 38-35 overtime win vs. San Francisco in Dec. 20 nationally-televised night game at Levi's Stadium...inserted into lineup in third quarter and responded with seven catches and 79 yards on nine targets...17-yard 4th-and-10 catch with 54 seconds left during late fourth-quarter game-tying touchdown drive...paced team with five catches, good for 79 yards, Dec. 28 at Kansas City.



2017 SEASON

| Date | W/L | Opp. | Rec | Yds | Avg | Long | TD |
|---------------|------------|--------|-----------|------------|-------------|-----------|----------|
| 9/11^ | L | at DEN | | | INACTIVE | | |
| 9/17^ | L | MIA | 0 | 0 | 0.0 | - | 0 |
| 9/24^ | L | KC | 1 | 2 | 2.0 | 2 | 0 |
| 9/28^ | L | PHI | 1 | 7 | 7.0 | 7 | 0 |
| 10/9^ | W | at NYG | 0 | 0 | 0.0 | - | 0 |
| 10/15^ | W | at OAK | | | INACTIVE | | |
| 10/22^ | W | DEN | | | INACTIVE | | |
| 10/29 | L | at NO | | | INACTIVE | | |
| 11/12* | L | GB | 6 | 88 | 14.7 | 26 | 0 |
| 11/19* | L | DET | 3 | 43 | 14.3 | 17 | 0 |
| 11/26* | L | at PHI | 4 | 64 | 16.0 | 19 | 0 |
| 12/3 | L | SF | 2 | 21 | 10.5 | 13 | 1 |
| 12/10* | W | at CIN | 0 | 0 | 0.0 | - | 0 |
| 12/16 | | at DET | | | | | |
| 12/24 | | CLE | | | | | |
| 12/31 | | at MIN | | | | | |
| Totals | 1-3 | | 17 | 225 | 13.2 | 26 | 1 |

^ with L.A. Chargers
 * Denotes Game Started

DONTRELLE INMAN'S NFL STATISTICS

REGULAR SEASON

| Year | Team | GP-GS | Rec | Yds | Avg | Lg | TD | Rush | Yds | Avg | Lg | TD |
|-------------------|--------------|--------------|------------|--------------|-------------|-----------|----------|----------|----------|------------|----------|----------|
| 2014 | San Diego | 7-0 | 12 | 158 | 13.2 | 28 | 0 | 0 | 0 | 0.0 | - | 0 |
| 2015 | San Diego | 14-7 | 35 | 486 | 13.9 | 68 | 3 | 0 | 0 | 0.0 | - | 0 |
| 2016 | San Diego | 16-16 | 58 | 810 | 14.0 | 57t | 4 | 0 | 0 | 0.0 | - | 0 |
| 2017 | L.A./Chicago | 9-4 | 17 | 225 | 13.6 | 26 | 1 | 0 | 0 | 0.0 | - | 0 |
| NFL totals | | 46-27 | 122 | 1,679 | 13.8 | 68 | 8 | 0 | 0 | 0.0 | - | 0 |

SEASON / CAREER / PLAYOFF HIGHS

| | 2017 | Career | Playoff |
|------------------------|-------------------------|----------------------------|---------|
| Receptions..... | 6, vs. GB (11/12)..... | 8, at OAK (12/24/15)..... | None |
| Receiving Yards..... | 88, vs. GB (11/12)..... | 120, vs. NO (10/2/16)..... | None |
| Longest Reception..... | 26, vs. GB (11/12)..... | 68, vs. CLE (10/4/15)..... | None |
| Receiving TDs..... | 1, vs. SF (12/3)..... | 1, eight times..... | None |

^ with L.A. Chargers



47 ISAAH IRVING

Ht: 6-3 **Wt:** 254
Age: 23 **College:** San Jose State

Acquired: Undrafted free agent in 2017.

LINEBACKER

COLLEGE CAREER: Appeared in 47 games (37 starts) at San Jose State, recording 140 tackles, 23 TFLs, 11 sacks and 1 forced fumble... Played defensive end and outside linebacker... **SENIOR:** Appeared in 12 games (11 starts), recording 45 tackles, 11 TFLs, 7 sacks and 1 forced fumble... Named Honorable Mention All-Mountain West... Played in 12 and started 11 games... Had his most productive season at the major college level... Led the team in sacks and ranked 2nd in TFLs... Invited to play in the 2017 NFLPA Collegiate Bowl All-Star game and scored a defensive touchdown on a 15-yard fumble recovery return. **JUNIOR:** Started all 13 games at a defensive end recording... Led all defensive linemen in total tackles with 38 and shared the unit's lead in TFLs at 5.0. **SOPHOMORE:** Appeared in 11 games (4 starts)... Recorded 17 tackles, 2 TFLs and 1 sack. **FRESHMAN:** Played in 11 games (9 starts)... Recorded 40 tackles, 5 TFLs and 2 sacks... Finished 8th on the team in total tackles and 3rd in TFLs. **PERSONAL:** Played football at Cypress Creek High in Houston, Texas... Qualified for the Texas Region III high school wrestling tournament as a junior and advanced to the state championship tournament as a senior.

2017 SEASON: Appeared in 7 games as a reserve after being promoted from the practice squad on October 9... Recorded 2 tackles, 1 fumble recovery and 3 STTs... Placed on Injured Reserve on 12/2.

2017 CHICAGO BEARS

| Date | W/L | Opponent | TKIs-S | Sk-YL | INT-Yds | PD | FF | FR | TFL |
|---------------|------------|----------|------------|------------|----------------|----------|----------|----------|----------|
| 9/10 | L | | | | PRACTICE SQUAD | | | | |
| 9/17 | L | | | | PRACTICE SQUAD | | | | |
| 9/24 | W | | | | PRACTICE SQUAD | | | | |
| 9/28 | L | | | | PRACTICE SQUAD | | | | |
| 10/9 | L | MIN | 0-0 | 0-0 | 0-0 | 0 | 0 | 0 | 0 |
| 10/15 | W | at BAL | 0-0 | 0-0 | 0-0 | 0 | 0 | 0 | 0 |
| 10/22 | W | CAR | 0-0 | 0-0 | 0-0 | 0 | 0 | 0 | 0 |
| 10/29 | L | at NO | 0-0 | 0-0 | 0-0 | 0 | 0 | 0 | 0 |
| 11/12 | L | GB | 0-0 | 0-0 | 0-0 | 0 | 0 | 0 | 0 |
| 11/19 | L | DET | 0-0 | 0-0 | 0-0 | 0 | 0 | 0 | 0 |
| 11/26 | L | at PHI | 2-2 | 0-0 | 0-0 | 0 | 0 | 1 | 0 |
| 12/3 | L | SF | | | | | | | |
| 12/10 | W | at CIN | | | | | | | |
| 12/16 | | at DET | | | | | | | |
| 12/24 | | CLE | | | | | | | |
| 12/31 | | at MIN | | | | | | | |
| Totals | 0-0 | | 2-2 | 0-0 | 0-0 | 0 | 0 | 1 | 0 |

*Denotes Game Started


ISAAH IRVING'S NFL STATISTICS

REGULAR SEASON

| Year | Team | GP | GS | Tot | Tackles | | | | | Interceptions | | | | Fumbles | | | Misc. | | | |
|------|---------|----|----|-----|---------|---|----|-----|----|---------------|----|----|----|---------|----|-----|-------|-----|---|---|
| | | | | | S | A | Sk | Yds | No | Yds | Lg | TD | PD | FF | FR | Yds | TFL | STT | | |
| 2017 | Chicago | 7 | 0 | 2 | 2 | 0 | 0 | 0 | 0 | 0 | 0 | - | 0 | 0 | 0 | 0 | 1 | 0 | 0 | 3 |

SEASON / CAREER / PLAYOFF HIGHS

| | 2017 | Career | Playoff |
|-------------------------------|-------------------|--------|---------|
| Tackles | 2, at PHI (11/26) | Same | None |
| Solos | 2, at PHI (11/26) | Same | None |
| Tackles For Loss | None | None | None |
| Sacks | None | None | None |
| Interceptions | None | None | None |



39 EDDIE JACKSON

Ht: 6-0**Wt:** 194**Age:** 24**College:** Alabama**Acquired:** 4th round of the 2017 NFL draft (112th overall)

DEFENSIVE BACK

COLLEGE CAREER: Started 38-of-41 career contests at Alabama, posting 130 tackles, 8.5 TFLs, 14 pass breakups, and 9 interceptions (3 returned for touchdowns) ... Earned second team All-SEC as a senior and first team All-SEC and second-team All-America as a junior... Owns school record for most career interception yards... Led SEC in INTs (6) as a junior.

2017 SEASON: Started 13 games, recording 47 tackles, 6 pass defenses, 2 fumble recoveries (1 returned for TD), 2 interceptions (1 returned for TD) and 1 TFL... Adds 2 STTs... Jackson's 75-yard INT and 76-yard fumble recovery for touchdowns vs, CAR (10/22) made him the first player in NFL history to return both a fumble recovery and interceptions 75+ yard touchdowns in the same game... Also made him the first rookie in NFL history with multiple 75+ yard defensive touchdowns in the same game... 75-yard fumble recovery is 3rd-longest in Bears history... Week 7 performance earned him NFC Defensive Player of the Week Honors.

HONORS & AWARDS: 2017: NFC Defensive Player of the Week (Week 7 vs. CAR).

SENIOR: Selected as one of the Crimson Tide's permanent team captains for the 2016 season ... Earned second team All-SEC honors from the conference coaches, despite playing in only eight games ... Midseason All-American by CBS, ESPN and USA Today ... Suffered a season-ending leg injury against Texas A&M ... owns the Alabama record for career interception return yards with 303 on 9 interceptions ... Registered 24 total tackles and two pass breakups to go with his interception ... Earned UA coaches' defensive player of the week honors for the Western Kentucky matchup and special teams player of the week recognition for his performances at Ole Miss and Tennessee. **JUNIOR:** Made the transition to safety in the spring of 2015 and excelled in his new role ... selected to the All-SEC First Team by the conference coaches and Associated Press ... earned second team All-America honors from Walter Camp and the FWAA ... named a third team All-American by the Associated Press ... led the team in interceptions with six -- two picks returned for touchdowns, a forced fumble and fumble recovery to go with his 46 tackles from the starting safety spot ... accumulated 230 return yards on his interceptions, shattering the previous all-time record of 163 by Hootie Ingram in 1952 across Ingram's 10 interceptions ... finished tied for seventh nationally and as the SEC leader for interceptions ... earned FWAA National Defensive Player of the Week honors for his performance at Texas A&M ... one of 16 semifinalists for the Jim Thorpe Award, presented annually to the nation's top defensive back. **SOPHOMORE:** Penciled in to be a starter at cornerback before tearing his ACL in spring practice ... returned to game action on Sept. 6 against FAU and started 10 of 11 games at cornerback, including nine straight ... registered 41 total tackles, including two for loss (-12 yards), one sack (-11 yards), an interception (18 yards), six pass breakups, one recovered fumble (16 yards) and two forced fumbles ... earned Alabama Defensive Player of the Week honors after the FAU and Mississippi State games. **FRESHMAN:** Started four games at cornerback as a true freshman for Alabama and played in seven contests ... finished with 19 tackles, including 16 solo stops and one tackle for loss (3 yards) ... added an interception, a quarterback hurry and three pass breakups ... returned a fumble 35 yards against Chattanooga ... named a Special Teams Player of the Week by the Alabama coaching staff after the Arkansas game.

EDDIE JACKSON'S COLLEGE STATISTICS

| Year | Team | GP | GS | Tackles | | | | Interceptions | | | | Fumbles | | Misc. | | |
|---------------|---------|-----------|-----------|------------|-----------|-----------|------------|---------------|----------|------------|-----------|----------|-----------|----------|----------|------------|
| | | | | Tot | S | A | Sk | Yds | No | Yds | Lg | TD | PD | | FF | FR |
| 2013 | Alabama | 7 | 4 | 19 | 16 | 3 | 0.0 | 0.0 | 1 | 0 | 0 | 0 | 3 | 0 | 2 | 1.0 |
| 2014 | Alabama | 11 | 11 | 41 | 32 | 9 | 1.0 | 11.0 | 1 | 18 | 18 | 0 | 7 | 2 | 1 | 2.0 |
| 2015 | Alabama | 15 | 15 | 46 | 34 | 12 | 0.0 | 0.0 | 6 | 230 | 2 | 2 | 2 | 1 | 1 | 3.0 |
| 2016 | Alabama | 8 | 8 | 24 | 15 | 9 | 0.0 | 0.0 | 1 | 55 | 55 | 1 | 2 | 0 | 0 | 2.5 |
| Totals | | 41 | 38 | 130 | 97 | 33 | 1.0 | 11.0 | 9 | 303 | 55 | 3 | 14 | 3 | 4 | 8.5 |

ADDITIONAL STATS: Punt Returns - 11 returns for 253 yards (23.0 avg), 2 touchdowns




2017 CHICAGO BEARS

| Date | W/L | Opponent | Tkls-S | Sk-YL | INT-Yds | PD | FF | FR | TFL |
|---------------|------------|----------|--------------|------------|-------------|----------|----------|----------|----------|
| 9/10* | L | ATL | 3-3 | 0-0 | 0-0 | 0 | 0 | 0 | 0 |
| 9/17* | L | at TB | 8-7 | 0-0 | 0-0 | 0 | 0 | 0 | 1 |
| 9/24* | W | PIT | 1-1 | 0-0 | 0-0 | 0 | 0 | 0 | 0 |
| 9/28* | L | at GB | 1-1 | 0-0 | 0-0 | 1 | 0 | 0 | 0 |
| 10/9* | L | MIN | 4-2 | 0-0 | 0-0 | 1 | 0 | 0 | 0 |
| 10/15* | W | at BAL | 6-5 | 0-0 | 0-0 | 1 | 0 | 0 | 0 |
| 10/22* | W | CAR | 4-4 | 0-0 | 1-76 | 1 | 0 | 1 | 0 |
| 10/29* | L | at NO | 1-1 | 0-0 | 0-0 | 0 | 0 | 0 | 0 |
| 11/12* | L | GB | 4-4 | 0-0 | 0-0 | 0 | 0 | 0 | 0 |
| 11/19* | L | DET | 3-1 | 0-0 | 0-0 | 0 | 0 | 0 | 0 |
| 11/26* | L | at PHI | 3-2 | 0-0 | 0-0 | 1 | 0 | 0 | 0 |
| 12/3* | L | SF | 5-4 | 0-0 | 0-0 | 0 | 0 | 0 | 0 |
| 12/10* | W | at CIN | 4-3 | 0-0 | 1-6 | 1 | 1 | 1 | 0 |
| 12/16 | | at DET | | | | | | | |
| 12/24 | | CLE | | | | | | | |
| 12/31 | | at MIN | | | | | | | |
| Totals | 4-8 | | 47-38 | 0-0 | 2-82 | 6 | 1 | 2 | 1 |

*Denotes Game Started

EDDIE JACKSON'S NFL STATISTICS

| REGULAR SEASON | | | | | | | | | | | | | | | | | | |
|---|-----------------------|----|----|------------|---------|---|----|------------|---------------|-----|-----|---------|---------|----|----|-------|-----|-----|
| Year | Team | GP | GS | Tot | Tackles | | | | Interceptions | | | | Fumbles | | | Misc. | | |
| | | | | | S | A | Sk | Yds | No | Yds | Lg | TD | PD | FF | FR | Yds | TFL | STT |
| 2017 | Chicago | 12 | 12 | 47 | 38 | 9 | 0 | 0 | 2 | 82 | 76t | 1 | 6 | 1 | 2 | 75 | 1 | 2 |
| ADDITIONAL STATS: 2017: Defensive touchdowns- 2; 2017: 1 fumble recovery, 1 interception. | | | | | | | | | | | | | | | | | | |
| SEASON / CAREER / PLAYOFF HIGHS | | | | | | | | | | | | | | | | | | |
| | | | | 2017 | | | | Career | | | | Playoff | | | | | | |
| Tackles | 8, at TB (9/17) | | | Same | | | | None | | | | | | | | | | |
| Solos | 7, at TB (9/17) | | | Same | | | | None | | | | | | | | | | |
| Tackles For Loss | 1, at TB (9/17) | | | Same | | | | None | | | | | | | | | | |
| Sacks | None | | | None | | | | None | | | | | | | | | | |
| Interceptions | 1, twice | | | Same | | | | None | | | | | | | | | | |



52 CHRISTIAN JONES

Ht: 6-3

Wt: 251

Age: 26

College: Florida State

Bears Season: 4

NFL Season: 4

Acquired: Undrafted free agent in 2014

LINEBACKER

PRO CAREER: Over four seasons Jones has appeared in 60 contests with 30 starts with the Bears (2014-17) ... owns 285 tackles, 4 sacks, 8 TFLs, 3 fumble recoveries, 1 forced fumble and 6 pass breakups ... also has 28 STTs ... finished third on the Bears in both defensive tackles (98) and special teams tackles (11) in 2014 and placed second in defensive tackles (98) in 2015 ... 196 tackles leads the Bears over the previous two seasons (2014-15).

2017 SEASON: Appeared in 13 games (10 starts), recording 81 tackles, 2 pass defenses, 2 sacks, 4 TFLs, 1 forced fumble, 1 fumble recovery and 2 STTs.

PREVIOUS SEASONS: 2016: Appeared in all 16 games with 2 starts (Games 5&6), recording 8 tackles and 1 pass breakup ... added 11 STTs which ranked 2nd on the team. **2015:** Appeared in 15 contests (Games 1-13 & 15-16), starting at ILB in 13 contests (Games 1-2, 4-10, 12-13 & 15-16), gathering 98 tackles (2nd on the team), 2 TFLs, 1 fumble recovery, 4 pass breakups and 4 STTs ... inactive Game 14. **2014:** Saw action in all 16 contests in his rookie season for Chicago, making 5 starts (Games 6, 8 & 14-16) and finishing third on the team with 98 tackles, including 2 sacks and 2 additional TFLs.

2017 CHICAGO BEARS

| Date | W/L | Opponent | Tkls-S | Sk-YL | INT-Yds | PD | FF | FR | TFL |
|---------------|------------|----------|--------------|-------------|------------|----------|----------|----------|----------|
| 9/10 | L | ATL | 0-0 | 0-0 | 0-0 | 0 | 0 | 0 | 0 |
| 9/17 | L | at TB | 6-2 | 0-0 | 0-0 | 0 | 0 | 0 | 0 |
| 9/24 | W | PIT | 1-0 | 0-0 | 0-0 | 0 | 0 | 0 | 0 |
| 9/28* | L | at GB | 5-3 | 0-0 | 0-0 | 0 | 0 | 0 | 0 |
| 10/9* | L | MIN | 9-5 | 0-0 | 0-0 | 1 | 0 | 0 | 0 |
| 10/15* | W | at BAL | 8-4 | 0-0 | 0-0 | 0 | 1 | 0 | 0 |
| 10/22* | W | CAR | 11-9 | 0-0 | 0-0 | 0 | 0 | 0 | 1 |
| 10/29* | L | at NO | 7-5 | 0-0 | 0-0 | 0 | 0 | 1 | 0 |
| 11/12* | L | GB | 8-8 | 0-0 | 0-0 | 0 | 0 | 0 | 0 |
| 11/19* | L | DET | 8-6 | 1-7 | 0-0 | 0 | 0 | 0 | 1 |
| 11/26* | L | at PHI | 5-3 | 0-0 | 0-0 | 1 | 0 | 0 | 0 |
| 12/3* | L | SF | 13-10 | 1-4 | 0-0 | 0 | 0 | 0 | 2 |
| 12/10* | W | at CIN | 0-0 | 0-0 | 0-0 | 0 | 0 | 0 | 0 |
| 12/16 | | at DET | | | | | | | |
| 12/24 | | CLE | | | | | | | |
| 12/31 | | at MIN | | | | | | | |
| Totals | 3-7 | | 81-55 | 2-11 | 0-0 | 2 | 1 | 1 | 4 |

*Denotes Game Started

CHRISTIAN JONES' NFL STATISTICS

REGULAR SEASON

| Year | Team | GP | GS | Tackles | | | | Interceptions | | | | Fumbles | | | Misc. | | | |
|-------------------|---------|-----------|-----------|------------|------------|------------|------------|---------------|----------|----------|----------|----------|----------|----------|----------|----------|------------|-----------|
| | | | | Tot | S | A | Sk | Yds | No | Yds | Lg | TD | PD | FF | FR | Yds | TFL | STT |
| 2014 | Chicago | 16 | 5 | 98 | 54 | 44 | 2.0 | 4.0 | 0 | 0 | - | 0 | 0 | 0 | 1 | 2 | 2.0 | 11 |
| 2015 | Chicago | 15 | 13 | 98 | 70 | 28 | 0.0 | 0.0 | 0 | 0 | - | 0 | 4 | 0 | 1 | 0 | 2.0 | 4 |
| 2016 | Chicago | 16 | 2 | 8 | 5 | 3 | 0.0 | 0.0 | 0 | 0 | - | 0 | 1 | 0 | 0 | 0 | 0.0 | 11 |
| 2017 | Chicago | 13 | 10 | 81 | 55 | 26 | 2.0 | 11.0 | 0 | 0 | - | 0 | 2 | 1 | 1 | 0 | 4.0 | 2 |
| NFL Totals | | 60 | 30 | 285 | 184 | 101 | 4.0 | 15.0 | 0 | 0 | 0 | 0 | 7 | 1 | 3 | 2 | 8.0 | 28 |

SEASON / CAREER / PLAYOFF HIGHS

| | 2017 | Career | Playoff |
|-------------------------------|-------------------|------------------------|---------|
| Tackles | 13, vs. SF (12/3) | 18, vs. DET (12/21/14) | None |
| Solos | 10, vs. SF (12/3) | 13, vs. DET (12/21/14) | None |
| Tackles For Loss | 2, vs. SF (12/3) | Same | None |
| Sacks | 1, vs. SF (12/3) | 1, four times | None |



57 HOWARD JONES

Ht: 6-4 **Wt:** 238
Age: 27 **College:** Sheperd
Bears Season: 1 **NFL Season:** 3
Acquired: Signed free agent in 2017

LINEBACKER

PRO CAREER: Over three seasons Jones has appeared in 22 contests with 5 starts with the Tampa Bay Buccaneers (2015-16) ... owns 16 tackles, 6 sacks, 5 TFLs, 2 fumble recoveries and 1 forced fumble ... Also has 2 STTs.

2017 SEASON: Appeared in two game as a reserve after being called up from the practice squad on 11/23... Recorded 1 tackle, 1 sack and 1 TFL.

PREVIOUS SEASONS: 2016: Appeared in 8 with the Tampa Bay Buccaneers recording 1 tackle and 1 fumble recovery. **2015:** Appeared in 12 contests (5 starts), recording 14 tackles, 5 sacks, 4 TFLs, 1 forced fumble and 1 fumble recovery.

2017 CHICAGO BEARS

| Date | W/L | Opponent | Tkls-S | Sk-YL | INT-Yds | PD | FF | FR | TFL |
|---------------|------------|----------|------------|------------|----------------|----------|----------|----------|----------|
| 9/10 | L | ATL | | | NOT WITH TEAM | | | | |
| 9/17 | L | at TB | | | NOT WITH TEAM | | | | |
| 9/24 | W | PIT | | | NOT WITH TEAM | | | | |
| 9/28 | L | at GB | | | NOT WITH TEAM | | | | |
| 10/9 | L | MIN | | | PRACTICE SQUAD | | | | |
| 10/15 | W | at BAL | | | PRACTICE SQUAD | | | | |
| 10/22 | W | CAR | | | PRACTICE SQUAD | | | | |
| 10/29 | L | at NO | | | PRACTICE SQUAD | | | | |
| 11/12 | L | GB | | | PRACTICE SQUAD | | | | |
| 11/19 | L | DET | | | PRACTICE SQUAD | | | | |
| 11/26 | L | at PHI | 0-0 | 0-0 | 0-0 | 0 | 0 | 0 | 0 |
| 12/3 | L | SF | | | PRACTICE SQUAD | | | | |
| 12/10 | W | at CIN | 1-1 | 1-9 | 0-0 | 0 | 0 | 0 | 1 |
| 12/16 | | at DET | | | | | | | |
| 12/24 | | CLE | | | | | | | |
| 12/31 | | at MIN | | | | | | | |
| Totals | 0-0 | | 1-1 | 1-9 | 0-0 | 0 | 0 | 0 | 1 |

*Denotes Game Started

HOWARD JONES' NFL STATISTICS

REGULAR SEASON

| Year | Team | GP | GS | Tot | Tackles | | | | Interceptions | | | | Fumbles | | | Misc. | | |
|-------------------|-----------|-----------|----------|-----------|-----------|----------|------------|-------------|---------------|----------|----------|----------|----------|----------|----------|----------|------------|----------|
| | | | | | S | A | Sk | Yds | No | Yds | Lg | TD | PD | FF | FR | Yds | TFL | STT |
| 2015 | Tampa Bay | 12 | 5 | 14 | 9 | 5 | 5.0 | 25.5 | 0 | 0 | - | 0 | 0 | 1 | 1 | 0 | 4.0 | 0 |
| 2016 | Tampa Bay | 8 | 0 | 1 | 1 | 0 | 0.0 | 0.0 | 0 | 0 | - | 0 | 0 | 0 | 0 | 0 | 0.0 | 2 |
| 2017 | Chicago | 2 | 0 | 1 | 1 | 0 | 1.0 | 9.0 | 0 | 0 | - | 0 | 0 | 0 | 0 | 0 | 1.0 | 0 |
| NFL Totals | | 22 | 5 | 16 | 11 | 5 | 6.0 | 34.5 | 0 | 0 | 0 | 0 | 0 | 1 | 1 | 0 | 5.0 | 2 |

SEASON / CAREER / PLAYOFF HIGHS

| | 2017 | Career | Playoff |
|-------------------------------|-------------------|-----------------------|---------|
| Tackles | 1, at CIN (12/10) | 6, at IND (11/29/15) | None |
| Solos | 1, at CIN (12/10) | 3, at IND (11/29/15) | None |
| Tackles For Loss | 1, at CIN (12/10) | 2, vs. JAX (10/11/15) | None |
| Sacks | 1, at CIN (12/10) | 2, vs. JAX (10/11/15) | None |



44 NICK KWIATKOSKI

Ht: 6-2 **Wt:** 242
Age: 24 **College:** West Virginia
Bears Season: 2 **NFL Season:** 2
Acquired: 4th round of 2016 draft (113th overall)

LINEBACKER

PRO CAREER: Enters second NFL season, appearing in 22 games (10 starts) with the Bears, recording 76 tackles, 7 TFLs, 2 forced fumble, 3 sacks, 3 pass break ups and 3 STTs.

2017 SEASON: Appeared in eight games (three starts), recording 24 tackles, 2 sacks, 1 forced fumble 2 pass break-ups and 2 TFLs... Inactive Games 3-6. Did not play Game 7.

2016 SEASON: Recorded 52 tackles, 5 TFLs, 1 forced fumble, 1 sack and 1 pass breakup in 14 games (7 starts) as a rookie ... made 10 tackles vs. SF (12/4) ... posted a team-high in tackles twice (6 vs. TEN 11/27 & 9 at DET 12/11).

2017 CHICAGO BEARS


| Date | W/L | Opponent | Tkls-S | Sk-YL | INT-Yds | PD | FF | FR | TFL |
|---------------|------------|----------|--------------|-------------|--------------|----------|----------|----------|----------|
| 9/10 | L | ATL | 1-0 | 0-0 | 0-0 | 0 | 0 | 0 | 0 |
| 9/17* | L | at TB | 4-4 | 0-0 | 0-0 | 0 | 0 | 0 | 0 |
| 9/24 | W | PIT | | | INACTIVE | | | | |
| 9/28 | L | at GB | | | INACTIVE | | | | |
| 10/9 | L | MIN | | | INACTIVE | | | | |
| 10/15 | W | at BAL | | | INACTIVE | | | | |
| 10/22 | W | CAR | | | DID NOT PLAY | | | | |
| 10/29 | L | at NO | 0-0 | 0-0 | 0-0 | 0 | 0 | 0 | 0 |
| 11/12 | L | GB | 10-9 | 1-12 | 0-0 | 0 | 0 | 0 | 1 |
| 11/19* | L | DET | 3-3 | 1-4 | 0-0 | 0 | 1 | 0 | 0 |
| 11/26* | L | at PHI | 1-1 | 0-0 | 0-0 | 0 | 0 | 0 | 0 |
| 12/3 | L | SF | 2-2 | 0-0 | 0-0 | 0 | 0 | 0 | 1 |
| 12/10 | W | at CIN | 3-2 | 0-0 | 0-0 | 2 | 0 | 0 | 0 |
| 12/16 | | at DET | | | | | | | |
| 12/24 | | CLE | | | | | | | |
| 12/31 | | at MIN | | | | | | | |
| Totals | 0-3 | | 24-21 | 2-16 | 0-0 | 2 | 1 | 0 | 2 |

*Denotes Game Started

NICK KWIATKOSKI'S CAREER STATISTICS

| REGULAR SEASON | | | | Tackles | | | | Interceptions | | | | Fumbles | | | Misc. | | | |
|----------------|---------|-----------|-----------|-----------|-----------|-----------|------------|---------------|----------|----------|----------|----------|----------|----------|----------|----------|------------|----------|
| Year | Team | GP | GS | Tot | S | A | Sk | Yds | No | Yds | Lg | TD | PD | FF | FR | Yds | TFL | STT |
| 2016 | Chicago | 14 | 7 | 52 | 39 | 13 | 1.0 | 0.0 | 0 | 0 | - | 0 | 1 | 1 | 0 | 0 | 5.0 | 2 |
| 2017 | Chicago | 8 | 3 | 24 | 21 | 3 | 2.0 | 16.0 | 0 | 0 | - | 0 | 2 | 1 | 0 | 0 | 2.0 | 1 |
| Totals | | 22 | 10 | 76 | 60 | 16 | 3.0 | 16.0 | 0 | 0 | - | 0 | 3 | 2 | 0 | 0 | 7.0 | 3 |

| SEASON / CAREER / PLAYOFF HIGHS | | |
|---------------------------------|--------------------|---------------------|
| | 2017 | Career |
| Tackles | 10, vs. GB (11/12) | 10, twice |
| Solos | 9, vs. GB (11/12) | 9, twice |
| Tackles For Loss | 1, twice | 2, vs. SF (12/4/16) |
| Sacks | 1, twice | 1, three times |
| | | None |
| | | None |
| | | None |



22 CRE'VON LEBLANC

Ht: 5-11 **Wt:** 190
Age: 23 **College:** Florida Atlantic
Bears Season: 2 **NFL Season:** 2
Acquired: Acquired from waivers in 2016 (NE)

DEFENSIVE BACK

PRO CAREER: Enters second NFL season, appearing in 26 games with 10 starts, recording 61 tackles, 15 pass breakups, 2 interceptions, 1 forced fumble, 1 TFL, 1 sack and 2 STTs ... Returned an interception for a touchdown at DET (12/11/16), making the Bears the only team in the NFL to have two rookies record a defensive touchdown in 2016 (Leonard Floyd) and the first pair of Bears rookies to record a defensive touchdown since at least 1960.

2017 SEASON: Appeared in 13 games (1 start), recording 15 tackles, 3 pass defenses, 1 TFL, 1 forced fumble 1 sack and 2 STTs.

2016 SEASON: Appeared in 13 games (Games 2-14 & 16) with 9 starts (Games 7-14 & 16), recording 46 tackles, 13 pass breakups and 2 interceptions (1 returned for a touchdown) ... 2 interceptions tied for the team lead ... one of two players on Bears team to record a defensive touchdown. GAMES PLAYED-STARTED: 13-9

2017 CHICAGO BEARS

| Date | W/L | Opponent | Tkls-S | Sk-YL | INT-Yds | PD | FF | FR | TFL |
|---------------|------------|----------|--------------|-------------|------------|----------|----------|----------|----------|
| 9/10 | L | ATL | 0-0 | 0-0 | 0-0 | 0 | 0 | 0 | 0 |
| 9/17 | L | at TB | 1-1 | 0-0 | 0-0 | 0 | 0 | 0 | 0 |
| 9/24 | W | PIT | 0-0 | 0-0 | 0-0 | 0 | 0 | 0 | 0 |
| 9/28 | L | at GB | 0-0 | 0-0 | 0-0 | 0 | 0 | 0 | 0 |
| 10/9 | L | MIN | 0-0 | 0-0 | 0-0 | 0 | 0 | 0 | 0 |
| 10/15 | W | at BAL | 0-0 | 0-0 | 0-0 | 0 | 0 | 0 | 0 |
| 10/22 | W | CAR | 0-0 | 0-0 | 0-0 | 0 | 0 | 0 | 0 |
| 10/29 | L | at NO | 1-1 | 0-0 | 0-0 | 0 | 0 | 0 | 0 |
| 11/12* | L | GB | 3-2 | 1-0 | 0-0 | 0 | 0 | 0 | 1 |
| 11/19 | L | DET | 3-2 | 0-0 | 0-0 | 0 | 0 | 0 | 0 |
| 11/26 | L | at PHI | 7-6 | 0-0 | 0-0 | 2 | 1 | 0 | 0 |
| 12/3 | L | SF | 0-0 | 0-0 | 0-0 | 0 | 0 | 0 | 0 |
| 12/10 | W | at CIN | 0-0 | 0-0 | 0-0 | 0 | 0 | 0 | 0 |
| 12/16 | | at DET | | | | | | | |
| 12/24 | | CLE | | | | | | | |
| 12/31 | | at MIN | | | | | | | |
| Totals | 0-1 | | 15-12 | 1-10 | 0-0 | 2 | 1 | 0 | 1 |

*Denotes Game Started

CRE'VON LEBLANC'S NFL STATISTICS

REGULAR SEASON

| Year | Team | GP | GS | Tackles | | | | Interceptions | | | | Fumbles | | | Misc. | | | |
|---------------|---------|-----------|-----------|-----------|-----------|-----------|------------|---------------|----------|-----------|------------|----------|-----------|----------|----------|----------|------------|----------|
| | | | | Tot | S | A | Sk | Yds | No | Yds | Lg | TD | PD | FF | FR | Yds | TFL | STT |
| 2016 | Chicago | 13 | 9 | 46 | 36 | 10 | 0.0 | 0.0 | 2 | 24 | 24t | 1 | 13 | 0 | 0 | 0 | 0.0 | 0 |
| 2017 | Chicago | 13 | 1 | 15 | 12 | 3 | 1.0 | 10.0 | 0 | 0 | - | 0 | 2 | 1 | 0 | 0 | 1.0 | 2 |
| Totals | | 26 | 10 | 61 | 48 | 13 | 1.0 | 10.0 | 2 | 24 | 24t | 1 | 15 | 1 | 0 | 0 | 1.0 | 2 |

ADDITIONAL STATS: 2016: 5 punt returns for 43 yards (8.6 avg.)

SEASON / CAREER / PLAYOFF HIGHS

| | 2017 | Career | Playoff |
|---------------|-------------------|----------|---------|
| Tackles | 7, at PHI (11/26) | Same | None |
| Solos | 6, at PHI (11/26) | 6, twice | None |
| Pass Defenses | 2, at PHI (11/26) | 3, twice | None |
| Interceptions | None | 1, twice | None |



72 CHARLES LENO, JR.

Ht: 6-3

Wt: 305

Age: 26

College: Boise State

Bears Season: 4

NFL Season: 4

Acquired: 7th round of the 2014 draft (245th overall)

OFFENSIVE LINE

PRO CAREER: Appeared in 51 contests with 43 starts in four seasons with Chicago (2014-17) ... owns 42 starts at LT and 1 start as a sixth eligible lineman ... in 2015, helped the Bears offense to franchise's fourth-highest single-season gross passing total in 2015 (3,843 yards), fifth-highest single-season net passing total (3,660 yards) and sixth highest total for net yards (5,514) ... made NFL debut on November 9, 2014 at Green Bay ... made first NFL start on November 16, 2014 versus Minnesota as a sixth eligible lineman ... signed a four-year contract extension through 2021 on August 23.


2017 SEASON: Started 13 games at LT.

PREVIOUS SEASONS: 2016: Started all 16 games at LT ... one of only two offensive players to start every game ... helped pave the way for rookie Jordan Howard to 1,313 rushing yards (2nd in NFL) ... helped the Bears to the 3rd most passing yards (gross and net) in franchise history. **2015:** Appeared in all 16 contests, with 13 starts (Games 4-16) at LT... helped the Bears offense to franchise's fourth-highest single-season gross passing total in 2015 (3,843 yards), fifth-highest single-season net passing total (3,660 yards) and sixth highest total for net yards (5,514). **2014:** Appeared in 6 contests with 1 start in his rookie season with the Bears, spending most of his time as a sixth eligible lineman ... made NFL debut at Green Bay (11/9) and first career start a week later vs. MIN (11/6) as a sixth eligible lineman ... saw action in Games 9-14 ... inactive Games 1-5, 7 and 8 and 16, while active but did not play in Games 6 and 15.

CHARLES LENO'S NFL STATISTICS

REGULAR SEASON

GAMES PLAYED-STARTED - 51-43: 2014 CHI (6-1); 2015 CHI (16-13); 2016 CHI (16-16); 2017 CHI (13-13).

**75** **KYLE LONG****Ht:** 6-6**Wt:** 320**Age:** 29**College:** Oregon**Bears Season:** 5**NFL Season:** 5**Acquired:** 1st round of the 2013 draft (20th overall)**OFFENSIVE LINE**

PRO CAREER: Three-time Pro Bowler, becoming first Bears player since Brian Urlacher (2000-02) to be named to the Pro Bowl in each of his first three professional football seasons and seventh Bears player to accomplish the feat overall (Long, Urlacher, Gale Sayers, Dick Butkus, Mike Ditka, Rick Casares and Harlon Hill) ... first Bears offensive lineman ever to be named to Pro Bowl in each of his first three professional football seasons ... has played in 65 games with 64 starts (47 at RG, 16 at RT and 1 at LG) in five NFL seasons (2013-17) with Chicago ... helped pave the way for 1,000-yard rusher three times (M. Forte: 1,339 in 2013 and 1,038 in 2014 and Jordan Howard: 1,313 in 2016) ... named to the PFWA's All-Rookie team in 2013 ... was the first Bears offensive lineman to reach the Pro Bowl since 2006 (R. Brown/O. Kreutz), the first Bears rookie to make the Pro Bowl squad since 2009 (J. Knox) and the first Bears rookie to make the Pro Bowl as a non-specialist since 2000 (B. Urlacher).

2017 SEASON: Played 10 games (9 starts), Inactive for games 1 and 2... Placed on Injured Reserve on 12/5.

HONORS AND AWARDS: 2015: Pro Bowl. **2014:** Pro Bowl; second team All-Pro (AP). **2013:** Pro Bowl; All-Rookie (PFWA, Gil Brandt & Mel Kiper).

PREVIOUS SEASONS: 2016: Started 8 games at RG before being put on Injured Reserve. **2015:** Started all 16 games at RT, en route to being named to his third consecutive Pro Bowl ... made his first career start at RT in Week 1 after spending his first two NFL seasons at RG ... helped the Bears offense to franchise's fourth-highest single-season gross passing total in 2015 (3,843 yards). **2014:** Named to second consecutive Pro Bowl after starting 15 contests at RG for the Bears ... inactive Game 15 due to hip injury ... helped pave way for 1,000-yard rusher for second-consecutive season as Matt Forte gained 1,038 yards. **2013:** Earned his first trip to the Pro Bowl and multiple All-Rookie teams after starting all 16 games at RG ... helped the Bears offense set numerous franchise marks including total net yards, gross passing yards, net passing yards, passing touchdowns and first downs gained ... helped the offensive line achieve its lowest sack total (30) since 2008 and its lowest sack percentage (4.9) since 1982.

KYLE LONG'S NFL STATISTICS**GAMES PLAYED-STARTED - 65-64:** 2013 CHI (16-16); 2014 CHI (15-15); 2015 CHI (16-16); 2016 CHI (8-8); 2017 CHI (10-9).



70

BOBBY MASSIE

Ht: 6-6

Wt: 320

Age: 28

College: Mississippi

Bears Season: 2

NFL Season: 6

Acquired: Unrestricted free agent in 2016 (ARI)

OFFENSIVE LINE

PRO CAREER: Entering his second season with the Bears, appearing in 82 games with 74 starts in four seasons with the Arizona Cardinals (2012-15) and two with the Bears (2016-17) ... part of an offensive line that allowed just 27 sacks in 2015 (tied for 4th fewest in the NFL) and 28 sacks in 2014 (tied for the 6th fewest in the NFL) ... helped the Cardinals gain 6,692 yards from scrimmage in 2015, which ranked 2nd in the NFL and 2nd in franchise history ... one of six offensive linemen in the NFL that started all 16 contests as rookies in 2012 ... started 3 of 3 postseason contests.


2017 SEASON: Started 13 games at RT.

PREVIOUS SEASONS: 2016: Started 15 games at right tackle ... inactive Game 10 ... paved the way for rookie Jordan Howard to 1,313 rushing yards (2nd in NFL) ... helped the Bears to the 3rd most passing yards (gross and net) in franchise history. **2015:** Started the Cardinals final 14 games of the regular season and both playoff games at RT... helped Arizona gain 6,692 yards from scrimmage, which ranked 2nd in the NFL and 2nd in franchise annals ... part of an offensive line that allowed just 27 sacks (tied for 4th fewest in the NFL) ... on the reserve/suspended list for the first two games of the season. **2014:** Started every game at RT, the second time in three years ... part of line that allowed just 28 sacks on the season, tied for the 6th fewest in the NFL in 2014. **2013:** Played in 8 games, seeing time at RT and as an eligible extra blocker ... inactive for the first 6 games of the season ... active but DNP vs. Sea (10/17) ... made season debut vs. Atlanta (10/27). **2012:** Started all 16 games at RT in his rookie season ... was the only Cardinals rookie to start every game and was one of six rookie offensive linemen in the NFL to start all 16 games as a rookie.

BOBBY MASSIE'S NFL STATISTICS

REGULAR SEASON

GAMES PLAYED-STARTED - 82-74: 2012 ARI (16-16); 2013 ARI (8-0); 2014 ARI (16-16); 2015 ARI (14-14); 2016 CHI (15-15); 2017 CHI (13-13).

**27** **SHERRICK
McMANIS****Ht:** 6-1**Wt:** 192**Age:** 30**College:** Northwestern**Bears Season:** 6**NFL Season:** 8**Acquired:** Trade with HOU in 2012**DEFENSIVE BACK**

PRO CAREER: Appeared in 104 contests (5 starts) over eight seasons with Houston (2010-11) and Chicago (2012-17), recording 29 tackles, 1 interception and 5 pass breakups ... has added 93 STTs, 1 blocked punt (which was returned by the Bears for a touchdown) 1 forced fumble and 2 fumble recoveries on special teams ... also owns 11 kickoff returns for 230 yards (20.9 avg) ... his 68 special teams tackles leads the Bears since joining the team 2012 ... has ranked in the top 3 on the Bears in special teams tackles all five previous seasons with the team (1st in 2016, 1st in 2015, 2nd in 2012 and 2014, 3rd in 2012).

2017 SEASON: Appeared in 10 games as a reserve, recording a blocked field goal and a fumble recovery on special teams... Adds 9 STTs... Inactive for Game 7-9.

HONOR AND AWARDS: 2012: NFC Special Teams Player of the Week (11/4/12).

PREVIOUS SEASONS: 2016: Appeared in all 16 games as a reserve defensive back and special teams contributor ... recorded 3 tackles ... led team with 13 STTs. **2015:** Saw action in all 16 contests, starting 4 (Games 1, 3 & 5-6) in a 3 CB-set, collecting 19 tackles and 3 pass breakups ... led the Bears with a career-high 17 special teams tackles. **2014:** Appeared in 12 games, mostly on special teams ... missed Weeks 3-6 due to a quad injury suffered in Week 2, along with a knee injury suffered in practice in Week 6 ... racked up 13 special teams tackles which ranked second on the Bears ... added 1 fumble recovery off a muffed punt and 4 defensive tackles. **2013:** Played in 15 games with 1 start, the first of his career ... finished second on the Bears with 15 STTs ... picked-up 1 tackle and 1 PBU on defense. **2012:** Finished tied for third on the team with 10 STTs in 12 games played ... helped the Bears set a franchise record in punt coverage allowing 3.4 ypr ... recovered 1 fumble ... named NFC Special Teams Player of the Week after blocking a punt week 9 at TEN (11/4/12), which was returned for a Bears touchdown ... placed on IR with a knee injury 12/11. **2011:** Recorded 5 STTs in 9 games played in Houston ... returned 10 kickoffs for 205 yards (20.5 avg). **2010:** Saw action in 14 games with the Texans ... made 11 STTs, 2 defensive tackles (1 solo) and intercepted 1 pass.



2017 CHICAGO BEARS

| Date | W/L | Opponent | Tkls-S | Sk-YL | INT-Yds | PD | FF | FR | TFL |
|---------------|------------|----------|------------|------------|------------|----------|----------|----------|----------|
| 9/10 | L | ATL | 0-0 | 0-0 | 0-0 | 0 | 0 | 0 | 0 |
| 9/17 | L | at TB | 0-0 | 0-0 | 0-0 | 0 | 0 | 0 | 0 |
| 9/24 | W | PIT | 0-0 | 0-0 | 0-0 | 0 | 0 | 0 | 0 |
| 9/28 | L | at GB | 0-0 | 0-0 | 0-0 | 0 | 0 | 0 | 0 |
| 10/9 | L | MIN | 0-0 | 0-0 | 0-0 | 0 | 0 | 0 | 0 |
| 10/15 | W | at BAL | 0-0 | 0-0 | 0-0 | 0 | 0 | 0 | 0 |
| 10/22 | W | CAR | | | INACTIVE | | | | |
| 10/29 | L | at NO | | | INACTIVE | | | | |
| 11/12 | L | GB | | | INACTIVE | | | | |
| 11/19 | L | DET | 0-0 | 0-0 | 0-0 | 0 | 0 | 0 | 0 |
| 11/26 | L | at PHI | 0-0 | 0-0 | 0-0 | 0 | 0 | 0 | 0 |
| 12/3 | L | SF | 0-0 | 0-0 | 0-0 | 0 | 0 | 0 | 0 |
| 12/10 | W | at CIN | 0-0 | 0-0 | 0-0 | 0 | 0 | 0 | 0 |
| 12/16 | | at DET | | | | | | | |
| 12/24 | | CLE | | | | | | | |
| 12/31 | | at MIN | | | | | | | |
| Totals | 0-0 | | 0-0 | 0-0 | 0-0 | 0 | 0 | 0 | 0 |

*Denotes Game Started

SHERRICK McMANIS' NFL STATISTICS


REGULAR SEASON

| Year | Team | GP | GS | Tackles | | | | Interceptions | | | | | Fumbles | | | Misc. | | | |
|---------------------|---------|------------|----------|-----------|-----------|----------|------------|---------------|----------|----------|----------|----------|----------|----------|----------|----------|------------|------------|-----------|
| | | | | Tot | S | A | Sk | Yds | No | Yds | Lg | TD | PD | FF | FR | Yds | TFL | STT | |
| 2010 | Houston | 14 | 0 | 2 | 1 | 1 | 0.0 | 0.0 | 1 | 1 | 1 | 0 | 1 | 0 | 0 | 0 | 0 | 0.0 | 11 |
| 2011 | Houston | 9 | 0 | 0 | 0 | 0 | 0.0 | 0.0 | 0 | 0 | - | 0 | 0 | 1 | 0 | 0 | 0 | 0.0 | 5 |
| 2012 | Chicago | 12 | 0 | 0 | 0 | 0 | 0.0 | 0.0 | 0 | 0 | - | 0 | 0 | 0 | 1 | 0 | 0 | 0.0 | 10 |
| 2013 | Chicago | 15 | 1 | 1 | 1 | 0 | 0.0 | 0.0 | 0 | 0 | - | 0 | 1 | 0 | 0 | 0 | 0 | 0.0 | 15 |
| 2014 | Chicago | 12 | 0 | 4 | 3 | 1 | 0.0 | 0.0 | 0 | 0 | - | 0 | 0 | 0 | 1 | 0 | 0 | 0.0 | 13 |
| 2015 | Chicago | 16 | 4 | 19 | 12 | 7 | 0.0 | 0.0 | 0 | 0 | - | 0 | 3 | 0 | 0 | 0 | 0 | 0.0 | 17 |
| 2016 | Chicago | 16 | 0 | 3 | 3 | 0 | 0.0 | 0.0 | 0 | 0 | - | 0 | 0 | 0 | 0 | 0 | 0 | 0.0 | 13 |
| 2017 | Chicago | 10 | 0 | 0 | 0 | 0 | 0.0 | 0.0 | 0 | 0 | - | 0 | 0 | 0 | 0 | 0 | 0 | 0.0 | 9 |
| Bears totals | | 81 | 5 | 27 | 19 | 8 | 0.0 | 0.0 | 0 | 0 | - | 0 | 4 | 0 | 2 | 0 | 0 | 0.0 | 77 |
| NFL totals | | 104 | 5 | 29 | 20 | 9 | 0.0 | 0.0 | 1 | 1 | 1 | 0 | 5 | 1 | 2 | 0 | 0.0 | 93 | |

ADDITIONAL STATS: Blocked Punts - 1: 1 at TEN (11/4/12). Blocked Field Goals - 1 VS. PIT (9/24/17). Kickoff Returns - 11 for 230 yards.

SEASON / CAREER / PLAYOFF HIGHS

| | 2017 | Career | Playoff |
|---------------|------|-----------------------|---------|
| Tackles | None | 6, at DET (10/18/15) | None |
| Solos | None | 5, at DET (10/18/15) | None |
| Pass Defenses | None | 1, five times | None |
| Interceptions | None | 1, vs. NYG (10/10/10) | None |



92 PERNELLE McPHEE

Ht: 6-3**Wt:** 273**Age:** 29**College:** Mississippi State**Bears Season:** 3**NFL Season:** 7**Acquired:** Unrestricted free agent in 2015 (BAL)

LINEBACKER

PRO CAREER: Appeared in 95 games over seven seasons with the Ravens (2011-14) and Bears (2015-17), starting 22 contests, posting 205 tackles, 31 sacks, 1 interception, 11 pass breakups, 39 TFLs, 6 forced fumbles and 1 fumble recovery ... owns 1 blocked field goal on special teams ... set career highs in tackles (64) and interceptions (1) in his first season as a Bear in 2015 ... helped Ravens to Super Bowl Championship after 2012 season, posting 4 tackles, 1 sack, 2 pass breakups, 1 forced fumble and 1 fumble recovery during the playoff run.

2017 SEASON: Appeared in 12 games (four starts), recording 19 tackles, 4 TFLs, 1 pass breakup and 4 sacks for a loss of 20 yards... Inactive for Game 13.

HONORS AND AWARDS: 2016: Ed Block Courage Award.

PREVIOUS SEASONS: 2016: Appeared in 9 games (Games 7-15) after being activated from PUP ... tallied 28 tackles, 4 sacks, 1 TFL and 1 forced fumble ... 4 sacks ranked 3rd on the team despite only seeing action in 9 games.

2015: Saw action in 14 contests (Games 1-8, 10-12 & 14-16) with 12 starts (Games 1-8, 10-12 & 14) at OLB ... gathered 64 tackles (4th on the team), 6 sacks (3rd on the team), 10 TFLs (tied for 2nd on the team), 1 interception, 1 forced fumble and 3 pass breakups ... added blocked field goal in Bears 18-17 victory in Game 5 at Kansas City, the first blocked kick of his career ... named a team captain by his teammates ... missed Games 9 and 13 due to a knee injury ... picked up first career interception in Game 4 vs. Oakland. **2014:** Saw action in all 16 games for the second consecutive season in Baltimore and produced 27 tackles and a career-high 7.5 sacks with 4 pass breakups and 1 FF for a defense that finished second in the league with 49 sacks and allowed the sixth-fewest points per game (18.9) in 2014 ... according to STATS, his 38 combined quarterback knockdowns and hurries in 2014 were 14th most in the NFL. **2013:** Produced 21 tackles, including 13 solo ... added 2 sacks (13 yards), 1 PD and 1 FF in 16 games. **2012:** Appeared in 12 games with 6 starts, missing 4 games with a thigh injury for the Ravens ... produced 21 tackles (18 solo) and 1.5 sacks (12 yards) ... started his first-career NFL game vs. CIN (9/10) ... played in 4 postseason contests, recording 4 tackles, 1 sack, 2 pass breakups, 1 forced fumble and 1 fumble recovery en route to a Super Bowl victory. **2011:** Finished second on the Ravens with 6 sacks for the NFL's third-ranked defense (288.9 ypg) ... led all Ravens rookies with a career-high 23 tackles, while also netting 2 PD, 1 FF and 1 FR ... played in 2 postseason games, tallying 1 pass breakup.



2017 CHICAGO BEARS

| Date | W/L | Opponent | Tkls-S | Sk-YL | INT-Yds | PD | FF | FR | TFL |
|---------------|------------|----------|--------------|-------------|------------|----------|----------|----------|----------|
| 9/10 | L | ATL | 0-0 | 0-0 | 0-0 | 0 | 0 | 0 | 0 |
| 9/17 | L | at TB | 2-2 | 0-0 | 0-0 | 0 | 1 | 0 | 0 |
| 9/24 | W | PIT | 3-3 | 1-3 | 0-0 | 0 | 0 | 0 | 1 |
| 9/28 | L | at GB | 3-3 | 1-9 | 0-0 | 0 | 0 | 0 | 1 |
| 10/9* | L | MIN | 1-1 | 0-0 | 0-0 | 0 | 0 | 0 | 0 |
| 10/15 | W | at BAL | 2-2 | 1-2 | 0-0 | 0 | 0 | 0 | 1 |
| 10/22* | W | CAR | 1-1 | 1-6 | 0-0 | 0 | 0 | 0 | 1 |
| 10/29 | L | at NO | 2-2 | 0-0 | 0-0 | 1 | 0 | 0 | 0 |
| 11/12 | L | GB | 1-1 | 0-0 | 0-0 | 0 | 0 | 0 | 0 |
| 11/19 | L | DET | 3-3 | 0-0 | 0-0 | 0 | 0 | 0 | 0 |
| 11/26* | L | at PHI | 2-2 | 0-0 | 0-0 | 0 | 0 | 0 | 0 |
| 12/3* | L | SF | 1-0 | 0-0 | 0-0 | 0 | 0 | 0 | 0 |
| 12/10 | W | at CIN | | | INACTIVE | | | | |
| 12/16 | | at DET | | | | | | | |
| 12/24 | | CLE | | | | | | | |
| 12/31 | | at MIN | | | | | | | |
| Totals | 1-3 | | 21-20 | 4-20 | 0-0 | 1 | 1 | 0 | 4 |

*Denotes Game Started

PERNELL McPHEE'S NFL STATISTICS

REGULAR SEASON


| Year | Team | GP | GS | Tackles | | | | Interceptions | | | | | Fumbles | | | Misc. | | |
|---------------------|-----------|-----------|-----------|------------|------------|-----------|-------------|---------------|----------|-----------|-----------|----------|-----------|----------|----------|----------|-------------|----------|
| | | | | Tot | S | A | Sk | Yds | No | Yds | Lg | TD | PD | FF | FR | Yds | TFL | STT |
| 2011 | Baltimore | 16 | 0 | 23 | 16 | 7 | 6.0 | 31.0 | 0 | 0 | 0 | 0 | 2 | 1 | 1 | 0 | 4.0 | 0 |
| 2012 | Baltimore | 12 | 6 | 21 | 18 | 3 | 1.5 | 12.0 | 0 | 0 | 0 | 0 | 0 | 0 | 0 | 0 | 4.0 | 0 |
| 2013 | Baltimore | 16 | 0 | 21 | 13 | 8 | 2.0 | 13.0 | 0 | 0 | 0 | 0 | 1 | 1 | 0 | 0 | 5.0 | 0 |
| 2014 | Baltimore | 16 | 0 | 27 | 17 | 10 | 7.5 | 50.0 | 0 | 0 | 0 | 0 | 4 | 1 | 0 | 0 | 11.0 | 0 |
| 2015 | Chicago | 14 | 12 | 64 | 43 | 21 | 6.0 | 41.0 | 1 | 13 | 13 | 0 | 3 | 0 | 0 | 0 | 10.0 | 0 |
| 2016 | Chicago | 9 | 0 | 28 | 17 | 11 | 4.0 | 34.0 | 0 | 0 | - | 0 | 0 | 1 | 0 | 0 | 1.0 | 0 |
| 2017 | Chicago | 12 | 4 | 21 | 20 | 1 | 4.0 | 20.0 | 0 | 0 | - | 0 | 1 | 1 | 1 | 0 | 4.0 | 0 |
| Bears totals | | 35 | 16 | 113 | 80 | 33 | 14.0 | 95.0 | 1 | 13 | 13 | 0 | 4 | 2 | 0 | 0 | 15.0 | 0 |
| NFL totals | | 95 | 22 | 205 | 144 | 61 | 31.0 | 201.0 | 1 | 13 | 13 | 0 | 11 | 5 | 1 | 0 | 39.0 | 0 |

POSTSEASON

| Year | Team | GP | GS | Tackles | | | | Interceptions | | | | | Fumbles | | | Misc. | | |
|-------------------|-----------|----------|----------|----------|----------|----------|------------|---------------|----------|----------|----------|----------|----------|----------|----------|----------|----------|----------|
| | | | | Tot | S | A | Sk | Yds | No | Yds | Lg | TD | PD | FF | FR | Yds | TFL | STT |
| 2011 | Baltimore | 2 | 0 | 0 | 0 | 0 | 0.0 | 0.0 | 0 | 0 | 0 | 0 | 1 | 0 | 0 | 0 | 0 | 0 |
| 2012 | Baltimore | 4 | 0 | 4 | 2 | 2 | 1.0 | 9.0 | 0 | 0 | 0 | 0 | 2 | 1 | 1 | 0 | 0 | 0 |
| 2014 | Baltimore | 2 | 0 | 4 | 0 | 4 | 0.5 | 2.0 | 0 | 0 | 0 | 0 | 0 | 0 | 0 | 0 | 0 | 0 |
| NFL totals | | 6 | 0 | 8 | 2 | 6 | 1.5 | 11.0 | 0 | 0 | 0 | 0 | 4 | 1 | 1 | 0 | 0 | 0 |

SEASON / CAREER / PLAYOFF HIGHS

| | 2017 | Career | Playoff |
|----------------------|----------------------|---------------------------|---------------------|
| Tackles | 3, three times | 9, twice | 3, at DEN (1/12/13) |
| Solos | 3, three times | 8, at SEA (9/27/15) | 2, at DEN (1/12/13) |
| Sacks | 1, four times | 2, four times | 1, at DEN (1/12/13) |



86 ZACH MILLER

Ht: 6-5**Wt:** 243**Age:** 33**College:** Nebraska-Omaha**Bears Season:** 3**NFL Season:** 6**Acquired:** Waived free agent in 2013 (TB)

TIGHT END

PRO CAREER: Owns 146 receptions for 1,631 yards (11.2 avg) and 15 touchdowns in 66 games (33 starts) over six NFL seasons with the Jaguars (2009-11) and Bears (2015-17) ... coming off of career highs in receptions (47) and yards (486) ... 2015 recipient of the Chicago Bears Brian Piccolo Award.

2017 SEASON: Appeared in eight games (six starts), catching 20 passes for 236 yards (11.8 avg) and two touchdowns ... has five games this year with multiple catches ... caught a season-long 29-yard pass at Green Bay to set up a TD right before halftime ... caught Mitchell Trubisky's first career TD pass, a 20-yarder in the fourth quarter against Minnesota at home... Placed on Injured Reserve on 11/7.

2017 CHICAGO BEARS

| Date | W/L | Opp. | Rec | Yds | Avg | Long | TD |
|---------------|------------|--------|-----------|------------|-------------|-----------|-----------------|
| 9/10* | L | ATL | 4 | 39 | 9.8 | 12 | 0 |
| 9/17 | L | vs. TB | 6 | 42 | 7.0 | 12 | 0 |
| 9/24* | W | PIT | 1 | 17 | 17.0 | 17 | 0 |
| 9/28* | L | at GB | 2 | 45 | 22.5 | 29 | 0 |
| 10/9* | L | MIN | 3 | 39 | 13.0 | 20t | 1 |
| 10/15 | W | at BAL | 2 | 25 | 12.5 | 21t | 1 |
| 10/22* | W | CAR | 2 | 29 | 14.5 | 24 | 0 |
| 10/29* | L | at NO | 0 | 0 | 0.0 | - | 0 |
| 11/12 | L | GB | | | | | INJURED RESERVE |
| 11/19 | L | DET | | | | | INJURED RESERVE |
| 11/26 | L | at PHI | | | | | INJURED RESERVE |
| 12/3 | L | SF | | | | | INJURED RESERVE |
| 12/10 | W | at CIN | | | | | INJURED RESERVE |
| 12/16 | | at DET | | | | | |
| 12/24 | | CLE | | | | | |
| 12/31 | | at MIN | | | | | |
| Totals | 2-4 | | 20 | 236 | 11.8 | 29 | 2 |

*Denotes Game Started

ZACH MILLER'S NFL STATISTICS

REGULAR SEASON

| Year | Team | GP-GS | Rec | Yds | Avg | Lg | TD |
|---------------------|--------------|--------------|------------|--------------|-------------|------------|-----------|
| 2009 | Jacksonville | 14-0 | 21 | 212 | 10.1 | 62 | 2 |
| 2010 | Jacksonville | 15-5 | 20 | 216 | 10.8 | 52t | 1 |
| 2011 | Jacksonville | 4-0 | 4 | 42 | 10.5 | 14t | 1 |
| 2015 | Chicago | 15-14 | 34 | 439 | 12.9 | 87t | 5 |
| 2016 | Chicago | 10-8 | 47 | 486 | 10.3 | 34 | 4 |
| 2017 | Chicago | 8-6 | 20 | 236 | 11.8 | 29 | 2 |
| Bears totals | | 33-28 | 101 | 1,161 | 11.5 | 87t | 11 |
| NFL totals | | 66-33 | 146 | 1,631 | 11.2 | 87t | 15 |

ADDITIONAL STATS: Kickoff Returns - 3 for 41 yards: 2009 (2 for 19 yards); 2010 (1 for 22 yards). Rushing - 3 for 12 yards: 2009 (1 for 3 yards); 2010 (2 for 9 yards). Special Teams Tackles - 23: 2009 (9); 2010 (12); 2011 (2).

SEASON / CAREER / PLAYOFF HIGHS

| | 2017 | Career | Playoff |
|------------------------|------------------|------------------------|---------|
| Receptions..... | 6, at TB (9/17) | 8, twice | None |
| Receiving Yards..... | 45, at GB (9/28) | 107, at STL (11/15/15) | None |
| Longest Reception..... | 29, at GB (9/28) | 87t, at STL (11/15/15) | None |
| Receivng TDs..... | 1, twice | 2, three times | None |



33 TAQUAN MIZZELL

Ht: 5-10**Wt:** 185**Age:** 23**College:** Virginia**Bears Season:** 1**NFL Season:** 1**Acquired:** Waiver claim in 2017 (BAL)

RUNNING BACK

PRO CAREER: Undrafted college free agent joins the Bears for his rookie season after a stint with the Ravens.

2017 SEASON: Inactive Games 1, 3-6, 10 & 12-13... Active, but did not play in Game 2. Appeared in Game 7-9 and 11 as a reserve.

COLLEGE: Saw action in 46 career games (22 starts) to finish his career as the only player in ACC history with 1,500-plus rushing and 1,500-plus career receiving yards... Recorded 2,075 career rushing yards, 1,560 receiving yards and 683 KOR yards... Ranks No. 2 all time at UVA with 195 receptions, which are the most ever by an ACC running back... Had at least 1 catch in 45-straight games to end his career... Named All-ACC honorable mention in 2016 after playing in all 12 games (11 starts) as a senior... Had a career-high 944 rushing yards and 5 rushing TDs, adding 52 receptions for 404 yards and 2 TDs... Earned third-team All-ACC honors in 2015 after recording 671 rushing yards and 4 TDs, adding 75 receptions for 721 receiving yards (new record by an ACC running back) and 4 TDs... Played in 12 games as a freshman and recorded 45 carries for 184 yards and 1 TD, adding 29 receptions for 164 yards and 1 TD... Graduated with an anthropology degree.


2017 CHICAGO BEARS

| Date | W/L | Opp. | Rush | Yards | Avg. | Lg | TD | Rec. | Yards | Avg. | Lg | TD |
|---------------|------------|--------|----------|----------|------------|----------|----------|----------|----------|------------|----------|----------|
| 9/10 | L | ATL | | | | | | | | | | |
| 9/17 | L | at TB | | | | | | | | | | |
| 9/24 | W | PIT | | | | | | | | | | |
| 9/28 | L | at GB | | | | | | | | | | |
| 10/9 | L | MIN | | | | | | | | | | |
| 10/15 | W | at BAL | | | | | | | | | | |
| 10/22 | W | CAR | 0 | 0 | 0.0 | - | 0 | 0 | 0 | 0.0 | - | 0 |
| 10/29 | L | at NO | 0 | 0 | 0.0 | - | 0 | 0 | 0 | 0.0 | - | 0 |
| 11/12 | L | GB | 0 | 0 | 0.0 | - | 0 | 0 | 0 | 0.0 | - | 0 |
| 11/19 | L | DET | | | | | | | | | | |
| 11/26 | L | at PHI | 0 | 0 | 0.0 | - | 0 | 0 | 0 | 0.0 | - | 0 |
| 12/3 | L | SF | 0 | 0 | 0.0 | - | 0 | 0 | 0 | 0.0 | - | 0 |
| 12/10 | W | at CIN | | | | | | | | | | |
| 12/16 | | at DET | | | | | | | | | | |
| 12/24 | | CLE | | | | | | | | | | |
| 12/31 | | at MIN | | | | | | | | | | |
| Totals | 0-0 | | 0 | 0 | 0.0 | - | 0 | 0 | 0 | 0.0 | - | 0 |

*Denotes Game Started

TAQUAN MIZZELL'S NFL STATISTICS

| REGULAR SEASON | | | | | | | | | | | | | |
|---------------------------------|---------|-------|------|------|------|------|------|------|------|------|------|------|------|
| Year | Team | GP-GS | Rush | Yds | Avg | Lg | TD | Rec | Yds | Avg | Lg | TD | STT |
| 2017 | Chicago | 4-0 | 0 | 0 | 0.0 | - | 0 | 0 | 0 | 0.0 | - | 0 | 0 |
| SEASON / CAREER / PLAYOFF HIGHS | | | | | | | | | | | | | |
| Rushes | 2017 | None | None | None | None | None | None | None | None | None | None | None | None |
| Rushing Yards | 2017 | None | None | None | None | None | None | None | None | None | None | None | None |
| Longest Run | 2017 | None | None | None | None | None | None | None | None | None | None | None | None |
| Rushing TDs | 2017 | None | None | None | None | None | None | None | None | None | None | None | None |
| Receptions | 2017 | None | None | None | None | None | None | None | None | None | None | None | None |
| Receiving Yards | 2017 | None | None | None | None | None | None | None | None | None | None | None | None |
| Receiving TDs | 2017 | None | None | None | None | None | None | None | None | None | None | None | None |



1 MIKE NUGENT

Ht: 5-10**Wt:** 190**Age:** 35**College:** Ohio State**Bears Season:** 1**NFL Season:** 13**Acquired:** Signed free agent in 2017

KICKER

PRO CAREER: Appeared in 157 games over 13 seasons with the New York Jets (2005-08), Tampa Bay Buccaneers (2009), Arizona Cardinals (2009), Cincinnati Bengals (2010-16) and Dallas Cowboys (2017)... Made 243 of 301 career field goals (80.7%) with a career-long of 55 and 352 of 363 extra points ... Saw action in five postseason contests with the Jets and Bengals, converting 7 of 8 field goals and 6 of 6 extra points with a long of 57.

2017 SEASON: 7-9 on field goals (long of 48) and 8-8 on PATs with Dallas Cowboys before being released on 11/26... Made Bears debut on 12/10 at CIN, making 3-4 PATs and 2-2 field goals.

PREVIOUS SEASONS: 2016: Appeared in 13 games for the Bengals ... Made 23 of 29 field goals (79.3%) ... Made 23 of 29 PATs and totaled 92 points ... Made a long field goal of 47. **2015:** Appeared in 16 games for the Bengals ... Made 23 of 28 field goals (82.1%) ... Made 48 of 49 PATs ... Made a long of 52. **2014:** Appeared in 16 games for the Bengals ... Made 26 of 33 field goals (78.8%) ... Made 39 of 39 PATs ... Made a long of 49. **2013:** Appeared in 16 games for the Bengals... Made 18 of 22 field goals (81.8%)... Made 52 of 53 PATs... Made a long of 54. **2012:** Appeared in 12 games for the Bengals... Made 19 of 23 field goals (82.6%)... Made 35 of 35 PATs... Made a long of 55. **2011:** Appeared in 16 games for the Bengals... Made 33 of 38 field goals (86.8%)... Made 33 of 34 PATs... Made a long of 49. **2010:** Appeared in 9 games for the Bengals... Made 15 of 19 field goals (78.9%)... Made 17 of 17 PATs with a long of 54. **2009:** Appeared in 6 games for the Buccaneers and Cardinals, connecting on 4 of 8 field goals (50.0%) and 14 of 14 PATs... Made a long of 48. **2008:** Limited to one game due to injury with the New York Jets. **2007:** Appeared in all 16 games for the Jets, connecting on 29 of 26 field goals (80.6%) and 23 of 24 PATs with a long of 50. **2006:** Appeared in all 16 games for the Jets, connecting on 24 of 27 field goals (88.9%) and 34 of 35 PATs with a long of 54. **2005:** Appeared in 16 games as a rookie for the Jets, connecting on 22 of 28 field goals (78.6%) and 24 of 24 PATs with a long of 49.

2017 SEASON

| Date | W/L | Opp. | PAT | FG | PTS | FGs (Missed) |
|---------------|-----|---------------|--------------|-------------|-----------|------------------|
| 10/29^ | W | at WAS | 3-3 | 4-5 | 15 | (49),36,48,27,37 |
| 11/5^ | W | KC | 4-4 | 0-0 | 4 | |
| 11/12^ | L | at ATL | 1-1 | 0-1 | 1 | (38) |
| 11/19^ | L | PHI | 0-0 | 3-3 | 9 | 48, 27, 47 |
| 12/3 | | NOT WITH TEAM | | | | |
| 12/10 | W | at CIN | 3-4 | 2-2 | 9 | 34, 27 |
| 12/16 | | at DET | | | | |
| 12/24 | | CLE | | | | |
| 12/31 | | at MIN | | | | |
| Totals | | | 11-12 | 9-11 | 38 | |

^ with DAL



MIKE NUGENT'S NFL STATISTICS

REGULAR SEASON

| Year | Team | GP | FG-FGA | Pct | Lg | Blk | XP-XPA | Pct | Blk | Points |
|-------------------|----------------|------------|----------------|-------------|-----------|----------|----------------|-------------|----------|--------------|
| 2005 | N.Y. Jets | 16 | 22-28 | 78.6 | 49 | - | 24-24 | 100.0 | 0 | 90 |
| 2006 | N.Y. Jets | 16 | 24-27 | 88.9 | 54 | - | 34-35 | 97.1 | - | 106 |
| 2007 | N.Y. Jets | 16 | 29-36 | 80.6 | 50 | - | 23-24 | 95.8 | - | 110 |
| 2008 | N.Y. Jets | 1 | 0-1 | 0.0 | - | - | 2-2 | 100.0 | 0 | 2 |
| 2009 | T.B./Ari | 6 | 4-8 | 50.0 | 48 | - | 14-14 | 100.0 | 0 | 26 |
| 2010 | Cincinnati | 9 | 15-19 | 78.9 | 54 | - | 17-17 | 100.0 | 0 | 62 |
| 2011 | Cincinnati | 16 | 33-38 | 86.8 | 49 | - | 33-34 | 97.1 | - | 132 |
| 2012 | Cincinnati | 12 | 19-23 | 82.6 | 55 | - | 35-35 | 100.0 | - | 92 |
| 2013 | Cincinnati | 16 | 18-22 | 81.8 | 54 | - | 52-53 | 98.1 | - | 106 |
| 2014 | Cincinnati | 16 | 26-33 | 78.8 | 49 | - | 39-39 | 100.0 | - | 117 |
| 2015 | Cincinnati | 16 | 23-28 | 82.1 | 52 | - | 48-49 | 98.0 | - | 117 |
| 2016 | Cincinnati | 13 | 23-29 | 79.3 | 47 | - | 23-29 | 79.3 | - | 92 |
| 2017 | Dallas/Chicago | 5 | 9-11 | 81.8 | 48 | - | 11-12 | 91.7 | - | 38 |
| NFL Totals | | 158 | 245-303 | 80.9 | 55 | - | 355-367 | 96.7 | 0 | 1,090 |

| Year | Team | 1-19 | Pct | 20-29 | Pct | 30-39 | Pct | 40-49 | Pct | 50+ | Pct |
|-------------------|------------|------------|--------------|--------------|-------------|--------------|-------------|--------------|-------------|--------------|-------------|
| 2005 | N.Y. Jets | 0-0 | - | 8-9 | 88.9 | 7-7 | 100.0 | 7-10 | 70.0 | 0-2 | 0.0 |
| 2006 | N.Y. Jets | 1-1 | 100.0 | 7-7 | 100.0 | 10-12 | 83.3 | 4-4 | 100.0 | 2-3 | 66.7 |
| 2007 | N.Y. Jets | 1-1 | 100.0 | 11-11 | 100.0 | 10-12 | 83.3 | 6-8 | 75.0 | 1-4 | 25.0 |
| 2008 | N.Y. Jets | 0-0 | - | 0-0 | - | 0-1 | 0.0 | 0-0 | - | 0-0 | - |
| 2009 | T.B./Ari | 1-1 | 100.0 | 1-1 | 100.0 | 1-2 | 50.0 | 1-4 | 25.0 | 0-0 | - |
| 2010 | Cincinnati | 0-0 | - | 5-5 | 100.0 | 7-7 | 100.0 | 1-3 | 33.3 | 2-4 | 50.0 |
| 2011 | Cincinnati | 0-0 | - | 14-14 | 100.0 | 5-8 | 62.5 | 14-16 | 87.5 | 0-0 | - |
| 2012 | Cincinnati | 2-2 | 100.0 | 5-5 | 100.0 | 5-5 | 100.0 | 6-9 | 66.7 | 1-2 | 50.0 |
| 2013 | Cincinnati | 0-0 | - | 2-2 | 100.0 | 6-7 | 85.7 | 7-9 | 77.8 | 3-4 | 75.0 |
| 2014 | Cincinnati | 0-0 | - | 6-6 | 100.0 | 10-12 | 83.3 | 10-12 | 83.3 | 0-3 | 0.0 |
| 2015 | Cincinnati | 0-0 | - | 6-6 | 100.0 | 5-6 | 83.3 | 10-13 | 76.9 | 2-3 | 66.7 |
| 2016 | Cincinnati | 0-0 | - | 9-9 | 100.0 | 9-10 | 90.0 | 5-7 | 71.4 | 0-3 | 0.0 |
| 2017 | Dallas | 0-0 | - | 3-3 | 100.0 | 3-4 | 75.0 | 3-4 | 75.0 | 0-0 | - |
| NFL Totals | | 5-5 | 100.0 | 77-78 | 98.7 | 78-93 | 83.9 | 74-99 | 74.7 | 11-28 | 39.3 |

POSTSEASON

| Year | Team | GP | FG-FGA | Pct | Lg | Blk | XP-XPA | Pct | Blk | Points |
|-------------------|------------|----------|------------|-------------|-----------|----------|------------|--------------|----------|-----------|
| 2006 | N.Y. Jets | 1 | 3-3 | 100.0 | 37 | - | 1-1 | 100.0 | 0 | 10 |
| 2011 | Cincinnati | 1 | 1-2 | 50.0 | 37 | - | 1-1 | 100.0 | 0 | 4 |
| 2013 | Cincinnati | 1 | 1-1 | 100.0 | 46 | - | 1-1 | 100.0 | 0 | 4 |
| 2014 | Cincinnati | 1 | 1-1 | 100.0 | 57 | - | 1-1 | 100.0 | 0 | 4 |
| 2015 | Cincinnati | 1 | 1-1 | 100.0 | 36 | - | 1-1 | 100.0 | 0 | 4 |
| Postseason | | 5 | 7-8 | 87.5 | 57 | 0 | 6-6 | 100.0 | 0 | 26 |

| Year | Team | 1-19 | Pct | 20-29 | Pct | 30-39 | Pct | 40-49 | Pct | 50+ | Pct |
|-------------------|------------|------------|----------|------------|----------|------------|--------------|------------|--------------|------------|-------------|
| 2006 | N.Y. Jets | 0-0 | - | 2-2 | - | 1-1 | 100.0 | 0-0 | - | 0-0 | - |
| 2011 | Cincinnati | 0-0 | - | 0-0 | - | 1-1 | - | 0-0 | - | 0-1 | 0.0 |
| 2013 | Cincinnati | 0-0 | - | 0-0 | - | 0-0 | - | 1-1 | 100.0 | 0-0 | - |
| 2014 | Cincinnati | 0-0 | - | 0-0 | - | 0-0 | - | 0-0 | - | 1-1 | 100.0 |
| 2015 | Cincinnati | 0-0 | - | 0-0 | - | 1-1 | 100.0 | 0-0 | - | 0-0 | - |
| Postseason | | 0-0 | - | 0-0 | - | 3-3 | 100.0 | 1-1 | 100.0 | 1-2 | 50.0 |

SEASON / CAREER / PLAYOFF HIGHS

| | 2017 | Career | Playoff |
|---------------------------|--------------------|------------------------|---------------------|
| FG Attempts | 5, at WAS (10/29) | 6, at BAL (9/7/14) | 3, at NE (1/7/07) |
| Made FGs | 4, at WAS (10/29) | 5, three times | 3, at NE (1/7/07) |
| Longest FG | 48, twice | 55, vs. OAK (11/25/12) | 57, at IND (1/4/15) |
| PAT Attempts | 4, twice | 7, vs. NYJ (10/27/13) | 1, five times |
| Made PATs | 4, vs. KC (11/5) | 7, vs. NYJ (10/27/13) | 1, five times |
| Points | 15, at WAS (10/29) | 16, twice | 10, at NE (1/7/07) |



43 CHRIS PROSINSKI

Ht: 6-1

Wt: 213

Age: 30

College: Wyoming

Bears Season: 3

NFL Season: 7

Acquired: Signed free agent 2017

DEFENSIVE BACK

PRO CAREER: Appeared in 87 games with 17 starts over six seasons with the Jacksonville Jaguars (2011-14), Philadelphia Eagles (2014) and Chicago Bears (2015-16) ... recorded 126 tackles, 1 sack, 2 TFLs, 1 interception, 1 forced fumble, 1 fumble recovery and 7 pass breakups ... on special teams has recorded 43 tackles and 2 fumble recoveries.

2017 SEASON: Started two games after being signed on November 30... Recorded 6 tackles.

PREVIOUS SEASONS: 2016: Saw action in all 16 games with 1 start (Game 7), recording 15 tackles with 1 pass breakup ... added 7 STTs ... ranked 3rd on the team in STTs. **GAMES PLAYED-STARTED:** 16-1 **2015:** Appeared in 13 contests (Games 4-16), making 5 starts (Games 10-14) while recording 32 defensive tackles, 1 sack, 1 forced fumble recovered by Chicago's defense, 9 special teams stops (3rd on the team) and 1 opponent fumble recovery on a muffed punt ... recorded first NFL sack in Game 10 vs. Denver and first career forced fumble a game later at Green Bay. **2014:** Saw action in 11 games with the Eagles (8) and Jaguars (3) ... totaled 2 tackles and 1 TFL on defense and added 10 tackles on special teams. **2013:** Appeared in 16 games with 1 start for the Jaguars, notching 7 defensive tackles, 2 PBUs and 9 STTs. **2012:** Started 7-of-16 games in his second season in Jacksonville, collecting a career-high 50 defensive stops, 1 INT and 4 PBUs ... added 3 STTs. **2011:** Appeared in 13 games with 1 start as a rookie for Jacksonville ... totaled 14 tackles on defense and 5 on special teams.

2017 CHICAGO BEARS

| Date | W/L | Opponent | Tkls-S | Sk-YL | INT-Yds | PD | FF | FR | TFL |
|--------------------------|------------|----------|------------|------------|------------|----------|----------|----------|----------|
| NOT WITH TEAM GAMES 1-11 | | | | | | | | | |
| 12/3* | L | SF | 4-3 | 0-0 | 0-0 | 0 | 0 | 0 | 0 |
| 12/10* | W | at CIN | 2-0 | 0-0 | 0-0 | 0 | 0 | 0 | 0 |
| 12/16 | | at DET | | | | | | | |
| 12/24 | | CLE | | | | | | | |
| 12/31 | | at MIN | | | | | | | |
| Totals | 1-1 | | 6-3 | 0-0 | 0-0 | 1 | 0 | 0 | 0 |

*Denotes Game Started

CHRIS PROSINSKI'S NFL STATISTICS

REGULAR SEASON

| Year | Team | GP | GS | Tackles | | | | Interceptions | | | | Fumbles | | | Misc. | | | |
|---------------------|--------------|-----------|-----------|------------|-----------|-----------|------------|---------------|----------|----------|----------|----------|----------|----------|----------|----------|------------|-----------|
| | | | | Tot | S | A | Sk | Yds | No | Yds | Lg | TD | PD | FF | FR | Yds | TFL | STT |
| 2011 | Jacksonville | 13 | 1 | 14 | 11 | 3 | 0.0 | 0.0 | 0 | 0 | - | 0 | 0 | 0 | 1 | n/a | 0.0 | 5 |
| 2012 | Jacksonville | 16 | 7 | 50 | 39 | 11 | 0.0 | 0.0 | 1 | 6 | 6 | 0 | 4 | 0 | 0 | 0 | 0.0 | 3 |
| 2013 | Jacksonville | 16 | 1 | 7 | 5 | 2 | 0.0 | 0.0 | 0 | 0 | - | 0 | 2 | 0 | 0 | 0 | 0.0 | 9 |
| 2014 | TOTAL | 11 | 0 | 2 | 2 | 0 | 0.0 | 0.0 | 0 | 0 | - | 0 | 0 | 0 | 0 | 0 | 1.0 | 10 |
| 2015 | Chicago | 13 | 5 | 32 | 28 | 4 | 1.0 | 0.0 | 0 | 0 | - | 0 | 0 | 1 | 0 | 0 | 0.0 | 9 |
| 2016 | Chicago | 16 | 1 | 15 | 11 | 4 | 0.0 | 0.0 | 0 | 0 | - | 0 | 1 | 0 | 0 | 0 | 1.0 | 7 |
| 2017 | Chicago | 2 | 2 | 6 | 3 | 3 | 0.0 | 0.0 | 0 | 0 | - | 0 | 0 | 0 | 0 | 0 | 0.0 | 0 |
| Bears totals | | 31 | 8 | 53 | 42 | 11 | 0.0 | 0.0 | 0 | 0 | - | 0 | 1 | 1 | 0 | 0 | 1.0 | 16 |
| NFL totals | | 87 | 17 | 126 | 99 | 27 | 1.0 | 0.0 | 1 | 6 | 6 | 0 | 7 | 1 | 1 | 0 | 2.0 | 43 |

SEASON / CAREER / PLAYOFF HIGHS

| | 2017 | Career | Playoff |
|----------------------------|------------------|-----------------------|---------|
| Tackles | 4, vs. SF (12/3) | 12, vs. NE (12/23/12) | None |
| Solos | 3, vs. SF (12/3) | 8, twice | None |
| Pass Defenses | None | 1, seven times | None |
| Interceptions | None | 1, vs. NE (12/23/12) | None |



95 ROY ROBERTSON-HARRIS

Ht: 6-7
Age: 24

Wt: 268
College: UTEP

Acquired: Undrafted free agent in 2016

DEFENSIVE LINE

PRO CAREER: Robertson-Harris joined the team as an undrafted free agent in 2016, appearing in the first three preseason games before he was placed on the illness/non-football injury list... Has appeared in 6 career games, recording 3 tackles with 1 pass defense.

2017 SEASON: Appeared in 10 games as a reserve, recording 6 tackles, 1 sack, 1 TFL, 1 pass defense and 1 STT... Inactive for Games 8-9 & 11.

COLLEGE: 2014 all-CUSA honorable mention player who tallied 138 career tackles , 25 TFLs, 10.5 sacks and 9 pass breakups in four seasons at UTEP (2012-15)... Team captain, started all 12 games as a senior... Placed 3rd on the team in tackles with 51, adding 7.5 TFLs, 2.5 sacks and 4 pass breakups... Started 13-of-13 games, posting 36 tackles, 9.5 TFLs, 3.5 sacks, 4 forced fumbles, 3 pass breakups and 1 fumble recovery... Ranked 1st on the team in TFLs, sacks and forced fumbles... 4 forced fumbles ranked tied for 2nd most in the conference... Helped UTEP reach its first Bowl game (New Mexico Bowl) since 2010... Appeared in 12 games with 8 starts as a sophomore... Notched 34 tackles, 3.5 sacks and ranked 2 on the team with 6 TFLs... Added 2 pass breakups and 1 fumble recovery... As a redshirt freshman, played in 10 contests, registering 17 tackles, 2 TFLs and 1 sack... First team all-Area and all-District 5-5A defense selection as a senior at South Grand Prairie H.S. (Grand Prairie, TX)... Collected 75 tackles, 26 TFLs, 9 sacks, 8 pass breakups and 1 fumble recovery... Played defensive end and outside linebacker... Two-time letter winner.

2017 CHICAGO BEARS

| Date | W/L | Opponent | Tkls-S | Sk-YL | INT-Yds | PD | FF | FR | TFL |
|---------------|------------|----------|------------|------------|------------|----------|----------|----------|----------|
| 9/10 | L | ATL | 0-0 | 0-0 | 0-0 | 1 | 0 | 0 | 0 |
| 9/17 | L | at TB | 2-1 | 0-0 | 0-0 | 0 | 0 | 0 | 0 |
| 9/24 | W | PIT | 0-0 | 0-0 | 0-0 | 0 | 0 | 0 | 0 |
| 9/28 | L | at GB | 1-0 | 0-0 | 0-0 | 0 | 0 | 0 | 0 |
| 10/9 | L | MIN | 0-0 | 0-0 | 0-0 | 0 | 0 | 0 | 0 |
| 10/15 | W | at BAL | 0-0 | 0-0 | 0-0 | 0 | 0 | 0 | 0 |
| 10/22 | W | CAR | 0-0 | 0-0 | 0-0 | 0 | 0 | 0 | 0 |
| 10/29 | L | at NO | | | INACTIVE | | | | |
| 11/12 | L | GB | | | INACTIVE | | | | |
| 11/19 | L | DET | 0-0 | 0-0 | 0-0 | 0 | 0 | 0 | 0 |
| 11/26 | L | at PHI | | | INACTIVE | | | | |
| 12/3 | L | SF | 2-2 | 0-0 | 0-0 | 0 | 0 | 0 | 0 |
| 12/10 | W | at CIN | 1-1 | 1-5 | 0-0 | 0 | 0 | 0 | 1 |
| 12/16 | | at DET | | | | | | | |
| 12/24 | | CLE | | | | | | | |
| 12/31 | | at MIN | | | | | | | |
| Totals | 0-0 | | 6-4 | 1-5 | 0-0 | 1 | 0 | 0 | 1 |

*Denotes Game Started


ROY ROBERTSON-HARRIS' NFL STATISTICS

REGULAR SEASON

| Year | Team | GP | GS | Tackles | | | | | Interceptions | | | | Fumbles | | | Misc. | | |
|------|---------|----|----|---------|---|---|-----|-----|---------------|-----|----|----|---------|----|----|-------|-----|-----|
| | | | | Tot | S | A | Sk | Yds | No | Yds | Lg | TD | PD | FF | FR | Yds | TFL | STT |
| 2017 | Chicago | 10 | 0 | 6 | 4 | 2 | 1.0 | 5.0 | 0 | 0 | - | 0 | 1 | 0 | 0 | 0 | 1 | 1 |

SEASON / CAREER / PLAYOFF HIGHS

| | 2017 | Career | Playoff |
|---------|-------------------|--------|---------|
| Tackles | 2, twice | Same | None |
| Solos | 2, vs. SF (12/3) | Same | None |
| Sacks | 1, at CIN (12/10) | Same | None |



6

MARK SANCHEZ

Ht: 6-2

Wt: 225

Age: 31

College: USC

Bears Season: 1

NFL Season: 9

Acquired: Unrestricted free agent in 2017 (DAL)

QUARTERBACK

PRO CAREER: Has started 72 of 77 games over eight seasons with the New York Jets, (2009-12), Philadelphia Eagles (2014-15), and Dallas Cowboys (2016), completing 1,295-of-2,285 pass attempts (56.7 percent) for 15,219 yards, 86 touchdowns and 86 interceptions for a QB rating of 73.9.... Has added 449 yards on 169 attempts (2.7 avg) and 13 touchdowns... Owns a 37-35 as a starter... Led the Jets to the AFC championship game as a rookie following the 2009 season and again the following post-season following the 2010 campaign... 2010 AFC Championship appearance made him one of only six rookie quarterbacks in NFL history to lead their team to that fame... Set a career-high in passing yards (3,474) and passing (26) and rushing (6) touchdowns in the 2011 season... Missed the 2013 season due to injury

2017 SEASON: Inactive for games 1-13.

HORNS AND AWARDS: 2009 - PFWA ALL-Rookie Team

PREVIOUS SEASONS: **2016:** Appeared in 2 games as a sub for the Dallas Cowboys, completing 10-of-18 passes (55.6 percent) and 2 interceptions. **2015:** Appeared in 4 games with 2 starts for the Philadelphia Eagles... Completed 59-of-91 passes (64.8 percent) for 616 yards, 4 touchdowns and 4 interceptions for a QB rating of 80.7... Added 22 rushing yards on 6 attempts (3.7 avg). **2014:** Appeared in 9 games with 8 starts for the Philadelphia Eagles... Completed 198-of-309 passes (64.1 percent) for 2,418 yards, 14 touchdowns and 11 interceptions for a career-high QB rating of 88.4... Added 87 rushing yards on 34 attempts (2.6 avg) and 1 touchdown. **2013:** Spent the season on Injured Reserve after suffering a shoulder injury during the pre-season. **2012:** Started 15 games for the New York Jets... Completed 246-of-453 attempts (54.3 percent) for 2,883 yards, 13 touchdowns and 18 interceptions for a QB rating of 66.9... Added 28 rushing yards. **2011:** Started all 16 games for the New York Jets... Completed 308-of-543 passes for a 3,474 yards (56.7 percent), 26 touchdowns (both career-highs) and 18 interceptions for a QB rating of 78.2... Added 103 rushing yards on 37 attempts (2.8 avg) and 6 touchdowns (career-high). **2010:** Started all 16 games for the New York Jets... Completed 278-of-507 passes (54.8 percent) for 3,291 yards, 17 touchdowns and 13 interceptions for a QB rating of 75.3... Added 105 yards on the ground on 30 attempts (3.5 avg) and 3 touchdowns... Led the team to the AFC championship game for the second season in a row. **2009:** Started 15 games as a rookie for the New York Jets... Completed 196-of-364 passes (53.8 percent) for 2,444 yards, 12 touchdowns and 20 interceptions... Added 106 rushing yards on 36 attempts (2.9 avg) and 3 touchdowns... One of only six rookie quarterbacks in league history to lead team to conference championship game.

2017 CHICAGO BEARS

| Date | W/L | Opp. | Att | Cmp | Yds | Pct. | TD | INT | Lg | Sk/Lst | Rtg |
|---------------|------------|--------|----------|----------|----------|----------|----------|----------|----------|------------|----------|
| 9/10 | L | Atl | | | | INACTIVE | | | | | |
| 9/17 | L | at TB | | | | INACTIVE | | | | | |
| 9/24 | W | Pit | | | | INACTIVE | | | | | |
| 9/28 | L | at GB | | | | INACTIVE | | | | | |
| 10/9 | L | Min | | | | INACTIVE | | | | | |
| 10/15 | W | at Bal | | | | INACTIVE | | | | | |
| 10/22 | W | Car | | | | INACTIVE | | | | | |
| 10/29 | L | at NO | | | | INACTIVE | | | | | |
| 11/12 | L | GB | | | | INACTIVE | | | | | |
| 11/19 | L | Det | | | | INACTIVE | | | | | |
| 11/26 | L | at Phi | | | | INACTIVE | | | | | |
| 12/3 | L | SF | | | | | | | | | |
| 12/10 | W | at Cin | | | | | | | | | |
| 12/16 | | at Det | | | | | | | | | |
| 12/24 | | Cle | | | | | | | | | |
| 12/31 | | at Min | | | | | | | | | |
| Totals | 0-0 | | 0 | 0 | 0 | - | 0 | 0 | - | 0/0 | - |



MARK SANCHEZ'S NFL STATISTICS

REGULAR SEASON

| Year | Team | GP-GS | Att | Cmp | Pct | Yds | Yds/Att | TD | Int | Lg | Sk-Yds | Rating |
|-------------------|--------------|--------------|--------------|--------------|-------------|---------------|------------|-----------|-----------|------------|------------------|-------------|
| 2009 | N.Y. Jets | 15-15 | 364 | 196 | 53.8 | 2,444 | 6.7 | 12 | 20 | 65t | 26-195 | 63.0 |
| 2010 | N.Y. Jets | 16-16 | 507 | 278 | 54.8 | 3,291 | 6.5 | 17 | 13 | 74t | 27-171 | 75.3 |
| 2011 | N.Y. Jets | 16-16 | 543 | 308 | 56.7 | 3,474 | 6.4 | 26 | 18 | 74 | 39-243 | 78.2 |
| 2012 | N.Y. Jets | 15-15 | 453 | 246 | 54.3 | 2,883 | 6.4 | 13 | 18 | 66 | 34-209 | 66.9 |
| 2014 | Philadelphia | 9-8 | 309 | 198 | 64.1 | 2,418 | 7.8 | 14 | 11 | 72 | 23-151 | 88.4 |
| 2015 | Philadelphia | 4-2 | 91 | 59 | 64.8 | 616 | 6.8 | 4 | 4 | 43 | 9-54 | 80.7 |
| 2016 | Dallas | 2-0 | 18 | 10 | 55.6 | 93 | 5.2 | 0 | 2 | 33 | 3-25 | 30.3 |
| 2017 | Chicago | 0-0 | 0 | 0 | 0.0 | 0 | 0.0 | 0 | 0 | - | 0-0 | - |
| NFL totals | | 77-72 | 2,285 | 1,295 | 56.7 | 15,219 | 6.7 | 86 | 86 | 74t | 161-1,048 | 73.9 |

Record as Starter: 37-35 (.514) - 2009 (8-7), 2010 (11-5), 2011 (8-8), 2012 (6-9), 2014 (4-4), 2015 (0-2).

ADDITIONAL STATS: Fumbles-Lost -- (51-24): 2009 (10-3), 2010 (9-1), 2011 (10-8), 2011 (10-8), 2012 (14-8), 2014 (7-3), 2015 (1-1).

| Year | Team | Rush | Yds | Avg | Lg | TD |
|-------------------|--------------|------------|------------|------------|-----------|-----------|
| 2009 | N.Y. Jets | 36 | 106 | 2.9 | 14t | 3 |
| 2010 | N.Y. Jets | 30 | 105 | 3.5 | 20 | 3 |
| 2011 | N.Y. Jets | 37 | 103 | 2.8 | 25 | 6 |
| 2012 | N.Y. Jets | 22 | 28 | 1.3 | 8 | 0 |
| 2014 | Philadelphia | 34 | 87 | 2.6 | 15 | 1 |
| 2015 | Philadelphia | 6 | 22 | 3.7 | 11 | 0 |
| 2016 | Dallas | 4 | -2 | -0.5 | 1 | 0 |
| NFL totals | | 169 | 449 | 2.7 | 25 | 13 |

POSTSEASON

| Year | Team | GP-GS | Att | Cmp | Pct | Yds | Yds/Att | TD | Int | Lg | Sk-Yds | Rating |
|-------------------|-----------|------------|------------|-----------|-------------|--------------|------------|----------|----------|------------|-------------|-------------|
| 2009 | N.Y. Jets | 3-3 | 68 | 41 | 60.3 | 539 | 7.9 | 4 | 2 | 80t | 1-7 | 92.7 |
| 2010 | N.Y. Jets | 3-3 | 89 | 54 | 60.7 | 616 | 6.9 | 5 | 1 | 58t | 3-19 | 95.5 |
| NFL totals | | 6-6 | 157 | 95 | 60.5 | 1,155 | 7.4 | 9 | 3 | 80t | 4-26 | 94.3 |

SEASON / CAREER / PLAYOFF HIGHS

| | 2017 | Career | Playoff |
|--------------------|------|------------------------|-----------------------|
| Attempts | None | 59, vs. NYG (12/24/11) | 33, at PIT (1/23/11) |
| Completions | None | 37, at WAS (12/20/14) | 20, at PIT (1/23/11) |
| Passing Yards | None | 374, at WAS (12/20/14) | 257, at IND (1/24/10) |
| TD Passes | None | 4, vs. BUF (11/27/11) | 3, at NE (1/16/11) |
| Interceptions | None | 5, vs. BUF (10/18/09) | 1, three times |
| Longest Completion | None | 74t, at DET (11/7/10) | 80t, at IND (1/24/10) |



2 CAIRO SANTOS

Ht: 5-8

Wt: 160

Age: 26

College: Tulane

Bears Season: 1

NFL Season: 4

Acquired: Undrafted free agent in 2014 (KC)

KICKER

PRO CAREER: In his 4th NFL season, appearing in 52 games with the Kansas City Chiefs (2014-17)... Made 90 of 107 career field goals (84.1%) with a career-long of 53 and 125 of 130 extra points ... Saw action in three postseason contests with Kansas City converting 6 of 6 field goals and 6 of 6 extra points.

2017 SEASON: 3-3 on field goals (long of 39) and 12-12 on PATs with Kansas City Chiefs before being released on 9/30...1-2 on field goals (long of 38) and 2-2 on PATs since joining Chicago Bears... Placed on Injured Reserve on 12/4.

PREVIOUS SEASONS: 2016: Appeared in 16 games for the Chiefs ... Made 31 of 35 field goals (88.6%) ... Made 36 of 39 PATs and totaled 129 points ... Made a long field goal of 53. **2015:** Appeared in 16 games for the Chiefs ... Made 30 of 37 field goals (81.1%) ... Made 39 of 41 PATs ... Made a long of 53. **2014:** Appeared in 16 games for the Chiefs as a rookie ... Made 25 of 30 field goals (83.3%) ... Made 38 of 38 PATs ... Made a long of 53.



SANTOS' 2017 SEASON

| Date | W/L | Opp. | PAT | FG | PTS | FGs (Missed) |
|---------------|-----|--------|-----------------|------------|-----------|--------------|
| 9/7^ | W | at NE | 6-6 | 0-0 | 6 | |
| 9/17^ | W | PHI | 3-3 | 2-2 | 9 | 34, 39 |
| 9/24^ | W | at LAC | 3-3 | 1-1 | 6 | 34 |
| 9/28 | L | at GB | NOT WITH TEAM | | | |
| 10/9 | L | MIN | NOT WITH TEAM | | | |
| 10/15 | W | at BAL | NOT WITH TEAM | | | |
| 10/22 | W | CAR | NOT WITH TEAM | | | |
| 10/29 | L | at NO | NOT WITH TEAM | | | |
| 11/12 | L | GB | NOT WITH TEAM | | | |
| 11/19 | L | DET | NOT WITH TEAM | | | |
| 11/26 | L | at PHI | 0-0 | 1-2 | 3 | 38, (54) |
| 12/3 | L | SF | 2-2 | 0-0 | 2 | |
| 12/10 | W | at CIN | INJURED RESERVE | | | |
| 12/16 | | at DET | | | | |
| 12/24 | | CLE | | | | |
| 12/31 | | at MIN | | | | |
| Totals | | | 14-14 | 4-5 | 26 | |

^ with KC

CAIRO SANTOS' NFL STATISTICS

| REGULAR SEASON | | | | | | | | | | | |
|---------------------------------|--------------|--------------------|---------------|----------------------|-------------|----------------------|----------------|---------------------|--------------|-------------|-------------|
| Year | Team | GP | FG-FGA | Pct | Lg | Blk | XP-XPA | Pct | Blk | Points | |
| 2014 | Kansas City | 16 | 25-30 | 83.3 | 53 | 0 | 38-38 | 100.0 | 0 | 113 | |
| 2015 | Kansas City | 16 | 30-37 | 81.1 | 53 | 1 | 39-41 | 95.1 | 0 | 129 | |
| 2016 | Kansas City | 16 | 31-35 | 88.6 | 53 | 0 | 36-39 | 92.3 | 0 | 129 | |
| 2017 | K.C./Chicago | 5 | 4-5 | 80.0 | 39 | 0 | 14-14 | 100.0 | 0 | 26 | |
| NFL Totals | | 52 | 90-107 | 84.1 | 53 | 1 | 127-132 | 96.2 | 0 | 397 | |
| Year | Team | 1-19 | Pct | 20-29 | Pct | 30-39 | Pct | 40-49 | Pct | 50+ | Pct |
| 2014 | Kansas City | 1-1 | 100.0 | 10-10 | 100.0 | 6-7 | 85.7 | 7-10 | 70.0 | 1-2 | 50.0 |
| 2015 | Kansas City | 0-0 | - | 7-8 | 87.5 | 10-10 | 100.0 | 9-11 | 81.8 | 4-8 | 50.0 |
| 2016 | Kansas City | 0-0 | - | 8-9 | 88.9 | 15-17 | 88.2 | 6-7 | 85.7 | 2-2 | 100.0 |
| 2017 | K.C./Chicago | 0-0 | - | 0-0 | - | 4-4 | 100.0 | 0-0 | - | 0-1 | 0.0 |
| NFL Totals | | 1-1 | 100.0 | 25-27 | 92.6 | 35-38 | 92.1 | 22-28 | 78.6 | 7-13 | 53.8 |
| POSTSEASON | | | | | | | | | | | |
| Year | Team | GP | FG-FGA | Pct | Lg | Blk | XP-XPA | Pct | Blk | Points | |
| 2015 | Kansas City | 2 | 5-5 | 100.0 | 49 | 0 | 5-5 | 100.0 | 0 | 20 | |
| 2016 | Kansas City | 1 | 1-1 | 100.0 | 48 | 0 | 1-1 | 100.0 | 0 | 4 | |
| Postseason | | 3 | 6-6 | 100.0 | 49 | 0 | 6-6 | 100.0 | 0 | 24 | |
| Year | Team | 1-19 | Pct | 20-29 | Pct | 30-39 | Pct | 40-49 | Pct | 50+ | Pct |
| 2015 | Kansas City | 0-0 | - | 0-0 | - | 3-3 | 100.0 | 2-2 | 100.0 | 0-0 | - |
| 2016 | Kansas City | 0-0 | - | 0-0 | - | 0-0 | - | 1-1 | 100.0 | 0-0 | - |
| Postseason | | 0-0 | - | 0-0 | - | 3-3 | 100.0 | 3-3 | 100.0 | 0-0 | - |
| SEASON / CAREER / PLAYOFF HIGHS | | | | | | | | | | | |
| | | 2017 | | | Career | | | Playoff | | | |
| FG Attempts | | 2, vs. PHI (9/17) | | 7, at CIN (10/4/15) | | 7, at CIN (10/4/15) | | 3, at HOU (1/9/16) | | | |
| Made FGs | | 2, vs. PHI (9/17) | | 7, at CIN (10/4/15) | | 7, at CIN (10/4/15) | | 3, at HOU (1/9/16) | | | |
| Longest FG | | 39, vs. PHI (9/17) | | 53, 3 times | | 53, 3 times | | 49, at HOU (1/9/16) | | | |
| PAT Attempts | | 6, at NE (9/7) | | 6, twice | | 6, twice | | 3, at HOU (1/9/16) | | | |
| Made PATs | | 6, at NE (9/7) | | 6, twice | | 6, twice | | 3, at HOU (1/9/16) | | | |
| Points | | 9, vs. PHI (9/17) | | 21, at CIN (10/4/15) | | 21, at CIN (10/4/15) | | 12, at HOU (1/9/16) | | | |



87 ADAM SHAHEEN

Ht: 6-6**Wt:** 278**Age:** 24**College:** Ashland**Acquired:** 2nd round of the 2017 draft (45th overall)

TIGHT END

COLLEGE CAREER: Caught 124 passes for 1,755 yards (14.1 avg) and 26 touchdowns in 31 career games at Ashland ... ranks fifth all time in school history in career receptions, 10th in career receiving yards and 2nd in catches in a season ... caught a school record 4 touchdowns vs. Northwood (10/9/16) ... as a junior he led all Division II tight ends in receptions (52) and yards (867) and led all college football tight ends with 16 touchdown receptions, setting an Ashland single-season record in the process ... set a program record his sophomore year with 70 catches, also good for the highest total for any tight end at any NCAA level in 2015 ... earned American Football Coaches Association (AFCA) Division II Coaches' All-America.

2017 SEASON: Appeared in 13 games (seven starts), catching 12 passes for 127 yards (10.6 avg) and 3 touchdowns... Scored touchdown in his first career start, on his first career reception.

2017 CHICAGO BEARS

| Date | W/L | Opp. | Rec | Yds | Avg | Long | TD |
|--------|-----|--------|-----|-----|------|------|----|
| 9/10 | L | ATL | 0 | 0 | 0.0 | - | 0 |
| 9/17 | L | at TB | 0 | 0 | 0.0 | - | 0 |
| 9/24* | W | PIT | 1 | 2 | 2.0 | 2t | 1 |
| 9/28 | L | at GB | 0 | 0 | 0.0 | - | 0 |
| 10/9* | L | MIN | 0 | 0 | 0.0 | - | 0 |
| 10/15* | W | at BAL | 0 | 0 | 0.0 | - | 0 |
| 10/22 | W | CAR | 0 | 0 | 0.0 | - | 0 |
| 10/29* | L | at NO | 0 | 0 | 0.0 | - | 0 |
| 11/12* | L | GB | 2 | 39 | 19.5 | 31 | 0 |
| 11/19* | L | DET | 4 | 41 | 10.3 | 22 | 1 |
| 11/26* | L | at PHI | 1 | 1 | 1.0 | 1 | 0 |
| 12/3 | L | SF | 0 | 0 | 0.0 | - | 0 |
| 12/10 | W | at CIN | 4 | 44 | 11.0 | 18 | 1 |
| 12/16 | | at DET | | | | | |
| 12/24 | | CLE | | | | | |
| 12/31 | | at MIN | | | | | |

Totals 2-5 12 127 10.6 31 3

*Denotes Games Started

ADAM SHAHEEN'S NFL STATISTICS

REGULAR SEASON

| Year | Team | GP-GS | Rec | Yds | Avg | Lg | TD |
|------|---------|-------|-----|-----|------|----|----|
| 2017 | Chicago | 13-7 | 12 | 127 | 10.6 | 31 | 3 |

SEASON / CAREER / PLAYOFF HIGHS

| | 2017 | Career | Playoff |
|-------------------|--------------------|--------|---------|
| Receptions | 4, twice | Same | None |
| Receiving Yards | 44, at CIN (12/10) | Same | None |
| Longest Reception | 31, vs. GB (11/12) | Same | None |
| Receiving TDs | 1, three times | Same | None |



88 DION SIMS

Ht: 6-4**Wt:** 271**Age:** 26**College:** Michigan State**Bears Season:** 1**NFL Season:** 5**Acquired:** Unrestricted free agent 2017 (MIA)

TIGHT END

PRO CAREER: Appeared in 67 games (33 starts) in five seasons with Miami Dolphins (2013-16) and Chicago Bears (2017), catching 87 passes for 846 yards (9.7 avg) and 9 touchdowns... 8 touchdowns in Miami ranked second most by a Dolphins tight end since 2013.

2017 SEASON: Started 11 games, catching 13 passes for 147 yards (11.3 avg) and 1 touchdown... Inactive for Games 9-10.

PREVIOUS SEASONS: 2016: Appeared in 14 games (11 starts) for the Miami Dolphins ... caught 26 passes for 256 yards (9.8 avg) and 4 touchdowns ... ranked 2nd on team in TDs ... 26 receptions and 4 TDs are both career-highs.

2015: Appeared in 13 games (4 starts) for the Dolphins ... caught 18 passes for 127 yards and 1 touchdown ... **2014:** Saw action in 14 games (2 starts) for the Dolphins ... recorded 24 receptions for 284 yards and 2 touchdowns ...

2013: Played in 15 games (5 starts) as a rookie for the Dolphins ... caught 6 passes for 32 yards and 1 touchdown.

2017 CHICAGO BEARS

| Date | W/L | Opp. | Rec | Yds | Avg | Long | TD |
|---------------|------------|--------|-----------|------------|-------------|------------|----------|
| 9/10* | L | ATL | 2 | 31 | 15.5 | 22 | 0 |
| 9/17* | L | at TB | 0 | 0 | 0.0 | - | 0 |
| 9/24* | W | PIT | 0 | 0 | 0.0 | - | 0 |
| 9/28* | L | at GB | 1 | 8 | 8.0 | 8 | 0 |
| 10/9* | L | MIN | 1 | 17 | 17.0 | 17 | 0 |
| 10/15* | W | at BAL | 2 | 42 | 21.0 | 27t | 1 |
| 10/22* | W | CAR | 0 | 0 | 0.0 | - | 0 |
| 10/29* | L | at NO | 3 | 15 | 5.0 | 7 | 0 |
| 11/12 | L | GB | | | INACTIVE | | |
| 11/19 | L | DET | | | INACTIVE | | |
| 11/26* | L | at PHI | 1 | -3 | -3.0 | -3 | 0 |
| 12/3* | L | SF | 1 | 5 | 5.0 | 5 | 0 |
| 12/10* | W | at CIN | 2 | 32 | 16.0 | 19 | 0 |
| 12/16 | | at DET | | | | | |
| 12/24 | | CLE | | | | | |
| 12/31 | | at MIN | | | | | |
| Totals | 4-7 | | 13 | 147 | 11.3 | 27t | 1 |

*Denotes Games Started

DION SIMS' NFL STATISTICS


REGULAR SEASON

| Year | Team | GP-GS | Rec | Yds | Avg | Lg | TD |
|-------------------|---------|--------------|-----------|------------|------------|-----------|----------|
| 2013 | Miami | 15-5 | 6 | 32 | 5.3 | 8 | 1 |
| 2014 | Miami | 14-2 | 24 | 284 | 11.8 | 38 | 2 |
| 2015 | Miami | 13-4 | 18 | 127 | 7.1 | 22 | 1 |
| 2016 | Miami | 14-11 | 26 | 256 | 9.8 | 28 | 4 |
| 2017 | Chicago | 11-11 | 13 | 147 | 11.3 | 27t | 1 |
| NFL totals | | 67-33 | 87 | 846 | 9.7 | 38 | 9 |

ADDITIONAL STATS: Kickoff Returns - 3 for 17 yards: 2011 (2 for 7 yards); 2014 (1 for 10 yards).

SEASON / CAREER / PLAYOFF HIGHS

| | 2017 | Career | Playoff |
|--------------------------------|--------------------------|----------------------------|---------------------|
| Receptions | 3, at NO (10/29)..... | 4, six times | 5, at PIT (1/8/17) |
| Receiving Yards | 42, at BAL (10/15)..... | 58, at NYJ (12/1/14)..... | 34, at PIT (1/8/17) |
| Longest Reception | 27t, at BAL (10/15)..... | 38, at JAX (10/26/14)..... | 17, at PIT (1/8/17) |
| Receiving TDs | 1, at BAL (10/15)..... | 2, at NYJ (12/17)..... | None |

**71** JOSH SITTON

Ht: 6-3 **Wt:** 318
Age: 31 **College:** UCF
Bears Season: 2 **NFL Season:** 10
Acquired: Waived FA in 2016 (GB)

OFFENSIVE LINE

PRO CAREER: Appeared in 146 games (136 starts) in 10 seasons with the Green Bay Packers (2008-15) and Chicago Bears (2016-17).

2017 SEASON: Started 10 games at LG, two at RG. Inactive for Game 3.

HONORS AND AWARDS: Pro -Bowl Selection: 2012, 2014, 2015, 2016; 2014 PFWA All-NFL team.

JOSH SITTON'S NFL STATISTICS**REGULAR SEASON**

GAMES PLAYED-STARTED - 146-136: 2008 GB (11-2); 2009 GB (16-16); 2010 GB (16-16); 2011 GB (14-14); 2012 GB (16-16); 2013 GB (16-16); 2014 GB (16-16); 2015 GB (16-16); 2016 CHI (13-12); 2017 CHI (12-12).

**79** BRADLEY SOWELL

Ht: 6-7 **Wt:** 309
Age: 28 **College:** Mississippi
Bears Season: 1 **NFL Season:** 6
Acquired: Unrestricted free agent signing 2017 (SEA)

OFFENSIVE LINE

PRO CAREER: Appeared in 81 games (21 starts) over 6 seasons with the Indianapolis Colts (2012), Arizona Cardinals (2013-15), Seattle Seahawks (2016) and Chicago Bears (2017)

2017 SEASON: Appeared in 13 games as a reserve.

BRADLEY SOWELL'S NFL STATISTICS**REGULAR SEASON**

GAMES PLAYED-STARTED - 81-21: 2012 IND (10-0); 2013 ARI (16-12); 2014 ARI (16-0); 2015 ARI (16-0); 2016 SEA (10-9); 2017 CHI (13-0).

POSTSEASON

GAMES PLAYED-STARTED - 5-0: 2012 IND (1-0); 2014 ARI (1-0); 2015 ARI (2-0); 2016 SEA (1-0).



53 JOHN TIMU

Ht: 6-0 **Wt:** 246
Age: 25 **College:** Washington
Bears Season: 3 **NFL Season:** 3
Acquired: Undrafted free agent in 2015

LINEBACKER

PRO CAREER: In three seasons with the Bears (2015-17), appeared in 25 contests, with 9 starts, collecting 58 tackles, 5 TFLs, 2 fumble recoveries, 2 STTs and 2 pass breakups... Recorded 2 fumble recoveries at Tampa Bay (12/27/15), becoming first Bears rookie with 2 opponent fumble recoveries in a game since LB Bryan Knight (9/22/02).

2017 SEASON: Appeared in 8 games (2 starts), recording 12 tackles, 1 TFL and 1 pass breakup. Inactive for Games 6-8.

PREVIOUS SEASONS: 2016: Appeared in 11 games with 4 starts (Games 3 & 11-13), recording 21 tackles, 3 TFLs and 1 pass breakup... Added 2 STTs with ranked tied for 3rd on the team... Spent the first three weeks of the season on the practice squad. **2015-** Appeared in 7 contests, (Games 1-4, & 14-16), with 3 starts at ILB (Games 14-16)... Recorded 25 tackles, 1 TFL and 2 fumble recoveries... Both fumble recoveries came in Game 15 at TB, becoming first Bears rookie with 2 opponent fumble recoveries in a game since LB Bryan Knight (9/22/02)... In first career start (Game 14 at MIN), led team with 9 tackles, including 1 TFL.

2017 CHICAGO BEARS

| Date | W/L | Opponent | Tkls-S | Sk-YL | INT-Yds | PD | FF | FR | TFL |
|---------------|------------|----------|-------------|------------|----------------|----------|----------|----------|----------|
| 9/10 | L | ATL | | | PRACTICE SQUAD | | | | |
| 9/17 | L | at TB | | | PRACTICE SQUAD | | | | |
| 9/24* | W | PIT | 2-1 | 0-0 | 0-0 | 1 | 0 | 0 | 0 |
| 9/28 | L | at GB | 3-2 | 0-0 | 0-0 | 0 | 0 | 0 | 0 |
| 10/9* | L | MIN | 4-3 | 0-0 | 0-0 | 0 | 0 | 0 | 1 |
| 10/15 | W | at BAL | | | INACTIVE | | | | |
| 10/22 | W | CAR | | | INACTIVE | | | | |
| 10/29 | L | at NO | | | INACTIVE | | | | |
| 11/12 | L | GB | 0-0 | 0-0 | 0-0 | 0 | 0 | 0 | 0 |
| 11/19 | L | DET | 0-0 | 0-0 | 0-0 | 0 | 0 | 0 | 0 |
| 11/26 | L | at PHI | 2-2 | 0-0 | 0-0 | 0 | 0 | 0 | 0 |
| 12/3 | L | SF | 0-0 | 0-0 | 0-0 | 0 | 0 | 0 | 0 |
| 12/10 | W | at CIN | 1-1 | 0-0 | 0-0 | 0 | 0 | 0 | 0 |
| 12/16 | | at DET | | | | | | | |
| 12/24 | | CLE | | | | | | | |
| 12/31 | | at MIN | | | | | | | |
| Totals | 1-1 | | 12-9 | 0-0 | 0-0 | 1 | 0 | 0 | 1 |

*Denotes Game Started

JOHN TIMU'S CAREER STATISTICS

| REGULAR SEASON | | Tackles | | | | | | Interceptions | | | | Fumbles | | | Misc. | | | |
|-------------------|---------|-----------|----------|-----------|-----------|-----------|------------|---------------|----------|----------|----------|----------|----------|----------|----------|----------|------------|----------|
| Year | Team | GP | GS | Tot | S | A | Sk | Yds | No | Yds | Lg | TD | PD | FF | FR | Yds | TFL | STT |
| 2015 | Chicago | 7 | 3 | 25 | 22 | 3 | 0.0 | 0.0 | 0 | 0 | - | 0 | 0 | 0 | 2 | 0 | 1.0 | 0 |
| 2016 | Chicago | 11 | 4 | 21 | 15 | 6 | 0.0 | 0.0 | 0 | 0 | - | 0 | 1 | 0 | 0 | 0 | 3.0 | 2 |
| 2017 | Chicago | 8 | 2 | 12 | 9 | 3 | 0.0 | 0.0 | 0 | 0 | - | 0 | 1 | 0 | 0 | 0 | 1.0 | 0 |
| NFL totals | | 26 | 9 | 58 | 46 | 12 | 0.0 | 0.0 | 0 | 0 | - | 0 | 2 | 0 | 2 | 0 | 5.0 | 2 |

| SEASON / CAREER / PLAYOFF HIGHS | | |
|---------------------------------|-------------------------|----------------|
| | 2017 | Career |
| Tackles | 4, vs. MIN (10/9) | 9, twice |
| Solos | 3, vs. MIN (10/9) | 8, twice |
| Tackles For Loss | 1, vs. MIN (10/9) | Same |
| Interceptions | None | None |
| Sacks | None | None |
| | | Playoff |
| | | None |
| | | None |
| | | None |
| | | None |



59 DANNY TREVATHAN

Ht: 6-1**Wt:** 239**Age:** 27**College:** Kentucky**Bears Season:** 2**NFL Season:** 6**Acquired:** Unrestricted free agent in 2016 (DEN)

LINEBACKER

PRO CAREER: Started 49-of-68 career games in six seasons with the Denver Broncos (2012-15) and the Chicago Bears (2016-17), producing 421 tackles, 6 sacks, 6 interceptions – including 1 returned for a touchdown – 25 pass breakups, 16 TFLs, 3 forced fumbles and 2 fumble recoveries ... led the Broncos in total tackles (275) over his four seasons with the team (2012-15) ... his 125 tackles in 2013 were the most by a Broncos defender since 2007 ... led the Broncos in tackles twice (125 in 2013 & 109 in 2015) ... appeared in seven postseason contests with six starts... collected 46 tackles, 1 pass breakup, 2 TFLs and 1 fumble recovery during the playoffs ... won Super Bowl 50 with the Broncos.

2017 SEASON: Started nine games, recording 73 tackles, 3 sacks, 1 interception, 4 TFLs, 1 fumble recovery and 4 pass breakups... Suspended for game 5... Inactive for Games 9-11.

PREVIOUS SEASONS: 2016: Appeared in 9 games (Games 1-2 & 5-11) with 8 starts (Games 1-2, 5-6 and 8-11) with the Bears, recording 73 tackles, 3 pass breakups, 1 sack and 1 TFL before going on injured reserve. **2015:** Started all 15 games he appeared in for the Super Bowl Champion Denver Broncos ... recorded a team-high 109 tackles, 2 interceptions, 1 interception return for touchdown, 6 pass breakups and 3 TFLs ... started all three of Denver's playoff games, posting a team-high 22 tackles with 1 pass breakup, 1 TFL and 2 fumble recoveries. **2014:** Finished the season with 11 tackles in 3 games (1 start) ... placed on injured reserve December 16 with a knee injury. **2013:** Started 16-of-16 contests for Denver, posting career highs in tackles (125), sacks (2), interceptions (3), pass breakups (10), TFLs (7), forced fumbles (3) and fumble recoveries (1) ... added 4 STTs ... 125 tackles led the Broncos ... appeared in 3 postseason contests, producing 24 tackles and 1 TFL ... made a game-high 12 tackles in Super Bowl XLVIII vs. Seattle (2/2). **2012:** Played in all 16 games for the Broncos as a rookie ... collected 30 tackles, 1 sack, 2 pass breakups and 1 TFL ... added 3 special teams tackles ... finished second among the team's rookies with 30 defensive stops ... saw action in one postseason contest.

2017 CHICAGO BEARS

| Date | W/L | Opponent | Tkls-S | Sk-YL | INT-Yds | PD | FF | FR | TFL |
|---------------|------------|----------|--------------|-------------|------------|----------|----------|----------|----------|
| 9/10* | L | ATL | 2-2 | 0-0 | 0-0 | 0 | 0 | 0 | 0 |
| 9/17* | L | at TB | 4-3 | 0-0 | 0-0 | 1 | 0 | 0 | 0 |
| 9/24* | W | PIT | 10-8 | 0-0 | 0-0 | 0 | 0 | 0 | 0 |
| 9/28* | L | at GB | 13-6 | 0-0 | 0-0 | 0 | 0 | 0 | 0 |
| 10/9 | L | MIN | SUSPENDED | | | | | | |
| 10/15* | W | at BAL | 6-5 | 1-7 | 0-0 | 0 | 0 | 1 | 1 |
| 10/22* | W | CAR | 4-3 | 1-7 | 1-8 | 2 | 0 | 0 | 1 |
| 10/29* | L | at NO | 13-9 | 0-0 | 0-0 | 0 | 0 | 0 | 1 |
| 11/12 | L | GB | INACTIVE | | | | | | |
| 11/19 | L | DET | INACTIVE | | | | | | |
| 11/26 | L | at PHI | INACTIVE | | | | | | |
| 12/3* | L | SF | 11-10 | 0-0 | 0-0 | 0 | 0 | 0 | 1 |
| 12/10* | W | at CIN | 10-4 | 0-0 | 0-0 | 1 | 0 | 0 | 0 |
| 12/16 | | at DET | | | | | | | |
| 12/24 | | CLE | | | | | | | |
| 12/31 | | at MIN | | | | | | | |
| Totals | 4-5 | | 73-50 | 2-14 | 1-8 | 4 | 0 | 1 | 4 |

*Denotes Game Started



DANNY TREVATHAN'S CAREER STATISTICS

REGULAR SEASON


| Year | Team | GP | GS | Tackles | | | | | Interceptions | | | | | Fumbles | | | Misc. | | |
|---------------------|---------|-----------|-----------|------------|------------|------------|------------|-------------|---------------|-----------|-----------|----------|-----------|----------|----------|----------|-----------|----------|---|
| | | | | Tot | S | A | Sk | Yds | No | Yds | Lg | TD | PD | FF | FR | Yds | TFL | STT | |
| 2012 | Denver | 16 | 0 | 30 | 21 | 9 | 1.0 | 0.0 | 0 | 0 | - | 0 | 2 | 0 | 0 | 0 | 0 | 1 | 3 |
| 2013 | Denver | 16 | 16 | 125 | 85 | 40 | 2.0 | 18.0 | 3 | 29 | 29 | 0 | 10 | 3 | 1 | 0 | 7 | 4 | |
| 2014 | Denver | 3 | 1 | 11 | 9 | 2 | 0.0 | 0.0 | 0 | 0 | - | 0 | 0 | 0 | 0 | 0 | 0 | 0 | |
| 2015 | Denver | 15 | 15 | 109 | 73 | 36 | 0.0 | 0.0 | 2 | 39 | 25t | 1 | 6 | 0 | 0 | 0 | 3 | 0 | |
| 2016 | Chicago | 9 | 8 | 73 | 49 | 24 | 1.0 | 7.0 | 0 | 0 | - | 0 | 3 | 0 | 0 | 0 | 1 | 0 | |
| 2017 | Chicago | 9 | 9 | 73 | 50 | 23 | 2.0 | 14.0 | 1 | 8 | 8 | 0 | 4 | 0 | 1 | 0 | 4 | 0 | |
| Bears totals | | 18 | 17 | 146 | 99 | 47 | 3.0 | 21.0 | 1 | 8 | 8 | 0 | 7 | 0 | 1 | 0 | 5 | 0 | |
| NFL totals | | 68 | 49 | 421 | 287 | 134 | 6.0 | 39.0 | 6 | 74 | 29 | 1 | 25 | 3 | 2 | 0 | 16 | 7 | |

POSTSEASON

| Year | Team | GP | GS | Tackles | | | | | Interceptions | | | | | Fumbles | | | Misc. | |
|-------------------|--------|----------|----------|-----------|-----------|-----------|------------|------------|---------------|----------|----------|----------|----------|----------|----------|----------|----------|----------|
| | | | | Tot | S | A | Sk | Yds | No | Yds | Lg | TD | PD | FF | FR | Yds | TFL | STT |
| 2012 | Denver | 1 | 0 | 0 | 0 | 0 | 0.0 | 0.0 | 0 | 0 | - | 0 | 0 | 0 | 0 | 0 | 0 | 0 |
| 2013 | Denver | 3 | 3 | 24 | 18 | 6 | 0.0 | 0.0 | 0 | 0 | - | 0 | 0 | 0 | 0 | 0 | 1 | 1 |
| 2015 | Denver | 3 | 3 | 22 | 16 | 6 | 0.0 | 0.0 | 0 | 0 | - | 0 | 1 | 0 | 2 | 0 | 1 | 0 |
| NFL totals | | 7 | 6 | 46 | 34 | 12 | 0.0 | 0.0 | 0 | 0 | - | 0 | 1 | 0 | 2 | 0 | 2 | 1 |

SEASON / CAREER / PLAYOFF HIGHS

| | 2017 | Career | Playoff |
|-------------------------------|--------------------------|----------------------------|----------------------|
| Tackles | 13, twice | 19, at IND (11/8/15) | 12, vs. SEA (2/2/14) |
| Solos | 10, vs. SF (12/3) | Same | 8, twice |
| Tackles For Loss | 1, four times | 2, at HOU (12/22/13) | 1, twice |
| Interceptions | 1, vs. CAR (10/22) | 1, six times | None |
| Sacks | 1, twice | 1, six times | None |



10 MITCHELL TRUBISKY

Ht: 6-3**Wt:** 222**Age:** 23**College:** North Carolina**Acquired:** 1st round of the 2017 draft (2nd overall)

QUARTERBACK

COLLEGE CAREER: Started 13-of-34 career games for North Carolina, completing 386-of-572 passes (67.5 pct.) for 4,762 yards, 41 touchdowns and 10 interceptions in three seasons of action ... added 439 rushing yards on 120 attempts (3.7 avg) and 8 touchdowns ... as a junior, was a semifinalist for the Davey O'Brien and Maxwell Awards ... finished his career at North Carolina ranked 5th in passing touchdowns (41), 6th in passing yards (4,762) and 7th in total offense (5,201).

2017 SEASON: Active, but did not play in first four games ... made first career start on Monday Night Football (10/9) vs. MIN, becoming the first Bears rookie to start at QB since Kyle Orton in 2005 ... Has completed 131-of-225 passes for 1,508 yards, 6 touchdowns and 4 interceptions ... Carried the ball 31 times for 199 yards (6.4 avg) and 1 touchdown...Became the first Bears rookie QB to win their first road start since Craig Krenzel in 2004 (vs. BAL 10/15). Also was the second rookie quarterback to win a game in Baltimore since the franchise moved from Cleveland to Baltimore in 1996.

JUNIOR: Started all 13 games in his first season as a starter for the Tar Heels ... set UNC single-season records for passing yards (3,748), passing touchdowns (30) and total offense (4,056) while completing 304-of-477 (68.0) passes on the year ... set the multi-game school record with 30 consecutive completions over two games (last 18 vs. JMU; first 12 vs. Pitt) ... also set the school record for most passing yards in consecutive games with 885 (432 vs. JMU; 453 vs. Pitt) ... added 308 rushing yards on 93 attempts (3.3 avg) and 5 touchdowns ... set career highs with 453 yards and 5 touchdowns with zero interceptions on 35-of-46 passing vs. Pitt ... was named the Walter Camp offensive player of the week for his performance ...threw for 280 yards and 2 touchdowns on 23-of-39 passing vs. Stanford in the Sun Bowl ... named a semifinalist for Davey O'Brien and Maxwell Awards ... finalist for Johnny Unitas Golden Arm Award.

SOPHOMORE: Appeared in 9 games, completing 40-of-47 passes for 555 yards and 6 touchdowns ... added 16 rushes for 101 yards and 3 touchdowns. **FRESHMAN:** Appeared in 12 games, completing 42-of-78 passes for 459 yards, 4 touchdowns and 4 interceptions ... added 11 rushes for 30 yards.

PERSONAL: Named Mr. Football in the state of Ohio by the Associated Press, an annual award given to the top high school player regardless of division ... ranked the No. 19 quarterback in the country by Scout.com ... prepstar All-Midwest Region ... honorable-mention Parade All-America ... member of the ESPN 300 team ... is the most prolific passer in the Greater Cleveland area, becoming the first to pass for more than 9,000 career yards and more than 4,000 yards as a senior ... rated the No. 1 dual-threat quarterback by 247sports.com and the No. 3 player in Ohio ... passed for 4,063 yards as a senior, including 1,593 in four playoff games ... team finished 12-2 and advanced to the state semifinals ... mentor was 30-8 during his three-years the quarterback ... among the top 10 passers in Ohio history with 9,126 yards and 92 touchdowns.



2017 CHICAGO BEARS

| Date | W/L | Opp. | Att | Cmp | Yds | Pct. | TD | INT | Lg | Sk/Lst | Rtg |
|---------------|------------|--------|------------|------------|--------------|-------------|----------|----------|-----------|---------------|-------------|
| 9/10 | L | Atl | | | | | | | | | |
| 9/27 | L | at TB | | | | | | | | | |
| 9/24 | L | Pit | | | | | | | | | |
| 9/28 | L | at GB | | | | | | | | | |
| 10/9* | L | Min | 25 | 12 | 128 | 48.0 | 1 | 1 | 20t | 1/7 | 60.1 |
| 10/15* | W | at Bal | 16 | 8 | 113 | 50.0 | 1 | 0 | 27t | 4/23 | 94.0 |
| 10/22* | W | Car | 7 | 4 | 107 | 57.1 | 0 | 0 | 70 | 4/22 | 101.8 |
| 10/29* | L | at NO | 32 | 14 | 164 | 43.8 | 0 | 1 | 45 | 2/14 | 46.9 |
| 11/12* | L | GB | 35 | 21 | 297 | 60.0 | 1 | 0 | 46 | 5/29 | 97.0 |
| 11/19* | L | Det | 30 | 18 | 179 | 60.0 | 1 | 0 | 22 | 1/3 | 88.1 |
| 11/26* | L | at Phi | 33 | 17 | 147 | 51.5 | 0 | 2 | 19 | 2/13 | 38.3 |
| 12/3* | L | SF | 15 | 12 | 102 | 80.0 | 1 | 0 | 21 | 2/17 | 117.2 |
| 12/10* | W | at Cin | 32 | 25 | 271 | 78.1 | 1 | 0 | 36 | 2/21 | 112.4 |
| 12/16 | | at Det | | | | | | | | | |
| 12/24 | | Cle | | | | | | | | | |
| 12/31 | | at Min | | | | | | | | | |
| Totals | 3-6 | | 225 | 131 | 1,508 | 58.2 | 6 | 4 | 70 | 23/149 | 80.0 |

MITCHELL TRUBISKY'S NFL STATISTICS

REGULAR SEASON

| Year | Team | GP-GS | Att | Cmp | Pct | Yds | Yds/Att | TD | Int | Lg | Sk-Yds | Rating |
|------|---------|-------|-----|-----|------|-------|---------|----|-----|----|--------|--------|
| 2017 | Chicago | 9-9 | 225 | 131 | 58.2 | 1,508 | 6.7 | 6 | 4 | 70 | 23-149 | 80.0 |

Record as Starter: 3-6 (.333) - 2017 (3-6).

ADDITIONAL STATS: Fumbles-Lost -- (8-3): 2017 (8-3). Two point conversions-- 1 (rushing).

| Year | Team | Rush | Yds | Avg | Lg | TD |
|------|---------|------|-----|-----|----|----|
| 2017 | Chicago | 31 | 199 | 6.4 | 46 | 1 |


SEASON / CAREER / PLAYOFF HIGHS

| | 2017 | Career | Playoff |
|--------------------|---------------------|--------|---------|
| Attempts | 35, vs. GB (11/12) | Same | None |
| Completions | 25, at CIN (12/10) | Same | None |
| Passing Yards | 297, vs. GB (11/12) | Same | None |
| TD Passes | 1, five times | Same | None |
| Interceptions | 2, at PHI (11/26) | Same | None |
| Longest Completion | 70, vs. CAR (10/22) | Same | None |
| Rushing Attempts | 6, vs. DET (11/19) | Same | None |
| Rushing Yards | 53, twice | Same | None |
| Rushing TDs | 1, at CIN (12/10) | Same | None |

MITCHELL TRUBISKY'S COLLEGE STATISTICS

| Year | Team | GP-GS | Att | Cmp | Pct | Yds | Yds/Att | TD | Int | Lg |
|---------------|----------------|--------------|------------|------------|-------------|--------------|------------|-----------|-----------|-----------|
| 2014 | North Carolina | 12-0 | 78 | 42 | 53.8 | 459 | 5.9 | 5 | 4 | 39 |
| 2015 | North Carolina | 9-0 | 47 | 40 | 85.1 | 555 | 11.8 | 6 | 0 | 64 |
| 2016 | North Carolina | 13-13 | 447 | 304 | 68.0 | 3,748 | 8.4 | 30 | 6 | 75 |
| Totals | | 34-13 | 572 | 386 | 67.5 | 4,762 | 8.3 | 41 | 10 | 75 |

| Year | Team | Rush | Yds | Avg | Lg | TD |
|---------------|----------------|------------|------------|------------|-----------|----------|
| 2014 | North Carolina | 11 | 30 | 2.7 | 16 | 0 |
| 2015 | North Carolina | 16 | 101 | 6.3 | 35 | 3 |
| 2016 | North Carolina | 93 | 308 | 3.3 | 39 | 5 |
| Totals | | 120 | 439 | 3.7 | 39 | 8 |



98 MITCH UNREIN

Ht: 6-4 **Wt:** 299
Age: 30 **College:** Wyoming
Bears Season: 2 **NFL Season:** 7
Acquired: Waived free agent in 2015 (SD)

DEFENSIVE LINE

PRO CAREER: Appeared in 95 games with 25 starts over seven seasons with the Denver Broncos (2011-14), San Diego Chargers (2015) and Chicago Bears (2015-17), recording 143 tackles, 6 TFLs, 3.5 sacks and 1 fumble recovery ... saw action in six postseason contests with Denver, recording 6 tackles and 1 TFL.

2017 SEASON: Appeared in 12 games (nine starts), recording 32 tackles, 2.5 sacks and 3 TFLs before being placed on Injured Reserve on 12/5.

2017 CHICAGO BEARS

| Date | W/L | Opponent | Tkts-S | Sk-YL | INT-Yds | PD | FF | FR | TFL | |
|---------------|------------|----------|-----------------|----------------|------------|----------|----------|----------|----------|--|
| 9/10 | L | ATL | 3-1 | 0-0 | 0-0 | 0 | 0 | 0 | 0 | |
| 9/17* | L | at TB | 4-3 | 0-0 | 0-0 | 0 | 0 | 0 | 1 | |
| 9/24* | W | PIT | 1-1 | 0-0 | 0-0 | 0 | 0 | 0 | 0 | |
| 9/28 | L | at GB | 2-0 | 0-0 | 0-0 | 0 | 0 | 0 | 0 | |
| 10/9 | L | MIN | 3-3 | 0-0 | 0-0 | 0 | 0 | 0 | 0 | |
| 10/15* | W | at BAL | 2-2 | 0-0 | 0-0 | 0 | 0 | 0 | 0 | |
| 10/22* | W | CAR | 3-2 | 0.5-0.5 | 0-0 | 0 | 0 | 0 | 0 | |
| 10/29* | L | at NO | 3-3 | 1-5 | 0-0 | 0 | 0 | 0 | 0 | |
| 11/12* | L | GB | 2-2 | 0-0 | 0-0 | 0 | 0 | 0 | 0 | |
| 11/19* | L | DET | 5-4 | 1-1 | 0-0 | 0 | 0 | 0 | 2 | |
| 11/26* | L | at PHI | 3-2 | 0-0 | 0-0 | 0 | 0 | 0 | 0 | |
| 12/3* | L | SF | 1-1 | 0-0 | 0-0 | 0 | 0 | 0 | 0 | |
| 12/10 | W | at CIN | INJURED RESERVE | | | | | | | |
| 12/16 | | at DET | | | | | | | | |
| 12/24 | | CLE | | | | | | | | |
| 12/31 | | at MIN | | | | | | | | |
| Totals | 3-6 | | 32-24 | 2.5-6.5 | 0-0 | 0 | 0 | 0 | 3 | |

*Denotes Game Started

MITCH UNREIN'S NFL STATISTICS

REGULAR SEASON

| Year | Team | GP | GS | Tackles | | | | | Interceptions | | | | | Fumbles | | | Misc. | | | |
|---------------------|---------|-----------|-----------|------------|-----------|-----------|------------|-------------|---------------|----------|----------|----------|----------|----------|----------|----------|----------|----------|----------|----------|
| | | | | Tot | S | A | Sk | Yds | No | Yds | Lg | TD | PD | FF | FR | Yds | TFL | STT | | |
| 2011 | Denver | 14 | 0 | 7 | 5 | 2 | 0.0 | 0.0 | 0 | 0 | - | 0 | 0 | 0 | 0 | 0 | 0 | 0 | 0 | 1 |
| 2012 | Denver | 16 | 2 | 20 | 12 | 8 | 0.0 | 0.0 | 0 | 0 | - | 0 | 0 | 0 | 1 | n/a | 0 | 0 | 0 | 0 |
| 2013 | Denver | 16 | 1 | 20 | 15 | 5 | 0.0 | 0.0 | 0 | 0 | - | 0 | 0 | 0 | 0 | 0 | 0 | 0 | 1 | 0 |
| 2014 | Denver | 8 | 0 | 1 | 1 | 0 | 0.0 | 0.0 | 0 | 0 | - | 0 | 0 | 0 | 0 | 0 | 0 | 0 | 0 | 0 |
| 2015 | TOTAL | 16 | 4 | 33 | 20 | 13 | 1.0 | 6.0 | 0 | 0 | - | 0 | 0 | 0 | 0 | 0 | 0 | 0 | 2 | 0 |
| 2016 | Chicago | 13 | 9 | 33 | 17 | 16 | 1.0 | 3.0 | 0 | 0 | - | 0 | 0 | 0 | 0 | 0 | 0 | 0 | 1 | 0 |
| 2017 | Chicago | 12 | 9 | 32 | 24 | 8 | 2.5 | 6.5 | 0 | 0 | - | 0 | 0 | 0 | 0 | 0 | 0 | 0 | 2 | 0 |
| Bears totals | | 25 | 18 | 65 | 41 | 24 | 3.5 | 9.5 | 0 | 0 | - | 0 | 0 | 0 | 0 | 0 | 0 | 3 | 0 | 0 |
| NFL totals | | 95 | 25 | 146 | 94 | 52 | 4.5 | 15.5 | 0 | 0 | - | 0 | 0 | 0 | 0 | 1 | 0 | 6 | 0 | 1 |

POSTSEASON

| Year | Team | GP | GS | Tackles | | | | | Interceptions | | | | | Fumbles | | | Misc. | | | | |
|-------------------|--------|----------|----------|----------|----------|----------|----------|----------|---------------|----------|----------|----------|----------|----------|----------|----------|----------|----------|----------|----------|---|
| | | | | Tot | S | A | Sk | Yds | No | Yds | Lg | TD | PD | FF | FR | Yds | TFL | STT | | | |
| 2011 | Denver | 2 | 0 | 1 | 0 | 1 | 0 | 0 | 0 | 0 | - | 0 | 0 | 0 | 0 | 0 | 0 | 0 | 0 | 0 | 0 |
| 2012 | Denver | 1 | 0 | 3 | 1 | 2 | 0 | 0 | 0 | 0 | - | 0 | 0 | 0 | 0 | 0 | 0 | 0 | 0 | 0 | 0 |
| 2013 | Denver | 3 | 0 | 2 | 1 | 1 | 0 | 0 | 0 | 0 | - | 0 | 0 | 0 | 0 | 0 | 0 | 0 | 0 | 1 | 0 |
| NFL Totals | | 6 | 0 | 6 | 2 | 4 | 0 | 0 | 0 | 0 | - | 0 | 0 | 0 | 0 | 0 | 0 | 0 | 1 | 0 | |

SEASON / CAREER / PLAYOFF HIGHS

| | 2017 | Career | Playoff |
|-------------------------|--------------------|-----------------------|----------------------|
| Tackles | 5, vs. DET (11/19) | 5, three times | 3, vs. BAL (1/12/13) |
| Solos | 4, vs. DET (11/19) | 4, twice | 1, twice |
| Sacks | 1, twice | 1, four times | None |
| Sack Yards | 5, at NO (10/29) | 6, vs. WAS (12/13/15) | None |



12 MARKUS WHEATON

Ht: 5-11

Wt: 189

Age: 26

College: Oregon State

Bears Season: 1

NFL Season: 5

Acquired: Unrestricted free agent in 2017 (PIT)

WIDE RECEIVER

PRO CAREER: Owns 108 receptions for 1,517 yards (14.0 avg) and 8 touchdowns in 55 games (22 starts) over four NFL seasons with the Pittsburgh Steelers (2013-16) ... set career-highs in receptions (53) in 2014 and receiving yards (749) and touchdowns (5) in 2015.

2017 SEASON: Appeared in eight games as a reserve catching 1 pass for 9 yards (9.0 avg)...Inactive for Games 1-2, 6 and 6-8.

PREVIOUS SEASONS: 2016: Was limited to four receptions for 51 yards (12.8 avg) and one touchdown in three games (two starts) due to injury with the Pittsburgh Steelers. **2015:** Appeared in 16 games (8 starts) for the Steelers, recording 44 receptions for a career-high 749 yards (17.0 avg) ... also caught a career-high five touchdowns, good for third best on the team. **2014:** Played in 16 games (11 starts) for the Steelers recording a career-high 53 receptions for 644 yards (12.2 avg) and two TDs ... finished fourth on the team in yards and receptions. **2013:** Caught six passes for 64 yards (5.3 avg) as a rookie for the Steelers.

2017 CHICAGO BEARS

| Date | W/L | Opp. | Rec | Yds | Avg | Long | TD |
|---------------|------------|--------|----------|----------|------------|----------|----------|
| 9/10 | L | ATL | | | INACTIVE | | |
| 9/17 | L | at TB | | | INACTIVE | | |
| 9/24 | W | PIT | 0 | 0 | 0.0 | - | 0 |
| 9/28 | L | at GB | 0 | 0 | 0.0 | - | 0 |
| 10/9 | L | MIN | 1 | 9 | 9.0 | 9 | 0 |
| 10/15 | W | at BAL | | | INACTIVE | | |
| 10/22 | W | CAR | | | INACTIVE | | |
| 10/29 | L | at NO | | | INACTIVE | | |
| 11/12 | L | GB | 0 | 0 | 0.0 | - | 0 |
| 11/19 | L | DET | 0 | 0 | 0.0 | - | 0 |
| 11/26 | L | at PHI | 0 | 0 | 0.0 | - | 0 |
| 12/3 | L | SF | 0 | 0 | 0.0 | - | 0 |
| 12/10 | W | at CIN | 0 | 0 | 0.0 | - | 0 |
| 12/16 | | at DET | | | | | |
| 12/24 | | CLE | | | | | |
| 12/31 | | at MIN | | | | | |
| Totals | 0-0 | | 1 | 9 | 9.0 | 9 | 0 |


MARKUS WHEATON'S NFL STATISTICS

REGULAR SEASON

| Year | Team | GP-GS | Rec | Yds | Avg | Lg | TD | Rush | Yds | Avg | Lg | TD | STT |
|-------------------|------------|--------------|------------|--------------|-------------|------------|----------|----------|-----------|------------|-----------|----------|----------|
| 2013 | Pittsburgh | 12-1 | 6 | 64 | 10.7 | 21 | 0 | 0 | 0 | 0.0 | - | 0 | 0 |
| 2014 | Pittsburgh | 16-11 | 53 | 644 | 12.2 | 47t | 2 | 4 | 19 | 4.8 | 12 | 0 | 0 |
| 2015 | Pittsburgh | 16-8 | 44 | 749 | 17.0 | 72t | 5 | 0 | 0 | 0.0 | - | 0 | 0 |
| 2016 | Pittsburgh | 3-2 | 4 | 51 | 12.8 | 30t | 1 | 0 | 0 | 0.0 | - | 0 | 0 |
| 2017 | Chicago | 8-0 | 1 | 9 | 9.0 | - | 0 | 0 | 0 | 0.0 | - | 0 | 0 |
| NFL totals | | 55-22 | 108 | 1,517 | 14.0 | 72t | 8 | 4 | 19 | 4.8 | 12 | 0 | 0 |

SEASON / CAREER / PLAYOFF HIGHS

| | 2017 | Career | Playoff |
|------------------------|------------------------|-----------------------------|---------|
| Receptions..... | 1, vs. MIN (10/9)..... | 9, at SEA (11/29/15)..... | None |
| Receiving Yards..... | 9, vs. MIN (10/9)..... | 201, at SEA (11/29/15)..... | None |
| Longest Reception..... | 9, vs. MIN (10/9)..... | 72t, at SD (10/12/15)..... | None |
| Receiving TDs..... | None | 1, eight times..... | None |



11 KEVIN WHITE

Ht: 6-3**Wt:** 216**Age:** 25**College:** West Virginia**Bears Season:** 3**NFL Season:** 3**Acquired:** 1st round of the 2015 draft (7th overall)

WIDE RECEIVER

PRO CAREER: Started five games in three NFL seasons, catching 21 passes for 193 yards (9.2 avg) ... rushed one time for 9 yards ... spent rookie season on the PUP list.

2017 SEASON: Placed on IR after sustaining an injury in Week one vs. Atlanta ... started in Game 1, catching two passes for six yards.

PREVIOUS SEASONS: 2016: Started the first four games of the season before being placed on Injured Reserve, tallying 19 receptions for 187 yards (9.8 avg) ... rushed once for 9 yards (9.0 avg). **2015:** Spent entire rookie season on the PUP list.

2017 CHICAGO BEARS

| Date | W/L | Opp. | Rec | Yds | Avg | Long | TD | |
|---------------|------------|--------|-----------------|----------|------------|----------|----------|--|
| 9/10* | L | ATL | 2 | 6 | 3.0 | 6 | 0 | |
| 9/17 | L | at TB | INJURED RESERVE | | | | | |
| 9/24 | W | PIT | INJURED RESERVE | | | | | |
| 9/28 | L | at GB | INJURED RESERVE | | | | | |
| 10/9 | L | MIN | INJURED RESERVE | | | | | |
| 10/15 | W | at BAL | INJURED RESERVE | | | | | |
| 10/22 | W | CAR | INJURED RESERVE | | | | | |
| 10/29 | L | at NO | INJURED RESERVE | | | | | |
| 11/12 | L | GB | INJURED RESERVE | | | | | |
| 11/19 | L | DET | INJURED RESERVE | | | | | |
| 11/26 | L | at PHI | INJURED RESERVE | | | | | |
| 12/3 | L | SF | INJURED RESERVE | | | | | |
| 12/10 | W | at CIN | INJURED RESERVE | | | | | |
| 12/16 | | at DET | | | | | | |
| 12/24 | | CLE | | | | | | |
| 12/31 | | at MIN | | | | | | |
| Totals | 0-1 | | 2 | 6 | 3.0 | - | 0 | |

KEVIN WHITE'S NFL STATISTICS

REGULAR SEASON

| Year | Team | GP-GS | Rec | Yds | Avg | Lg | TD | Rush | Yds | Avg | Lg | TD | STT |
|---------------|---------|------------|-----------|------------|------------|-----------|----------|----------|----------|------------|----------|----------|----------|
| 2016 | Chicago | 4-4 | 19 | 187 | 9.8 | 32 | 0 | 1 | 9 | 9.0 | 9 | 0 | 0 |
| 2017 | Chicago | 1-1 | 2 | 6 | 3.0 | 6 | 0 | 0 | 0 | 0.0 | - | 0 | 0 |
| Totals | | 5-5 | 21 | 193 | 9.2 | 32 | 0 | 1 | 9 | 9.0 | 0 | 0 | 0 |

SEASON / CAREER / PLAYOFF HIGHS

| | 2017 | Career | Playoff |
|------------------------|-------------------------|-------------------------|---------|
| Receptions..... | 2, vs. ATL (9/10) | 6, twice | None |
| Receiving Yards..... | 6, vs. ATL (9/10) | 62, at DAL (9/25) | None |
| Longest Reception..... | 6, vs. ATL (9/10) | 32, at DAL (9/25) | None |
| Receiving TDs..... | None | None | None |



65 CODY WHITEHAIR

Ht: 6-4

Wt: 310

Age: 25

College: Kansas State

Bears Season: 2

NFL Season: 2

Acquired: 2nd round of the 2016 NFL draft (56th overall)

OFFENSIVE LINE

PRO CAREER: Enters second NFL season and has started all 29 games for the Chicago Bears ... paved the way for rookie Jordan Howard to 1,313 rushing yards (2nd in NFL) ... helped the Bears to the third most passing yards (gross and net) in franchise history.

2017 SEASON: Started 13 games; 11 at C, 1 at LG, 1 at RG.


HONORS AND AWARDS: 2016: PFWA All-Rookie Team

2016 SEASON: Started all 16 games as a rookie for the Chicago Bears ... paved the way for rookie Jordan Howard to 1,313 rushing yards (2nd in NFL) ... helped the Bears to the third most passing yards (gross and net) in franchise history.

CODY WHITEHAIR'S NFL STATISTICS

REGULAR SEASON

GAMES PLAYED-STARTED - 29-29: 2016 CHI (16-16); 2017 CHI (13-13).



13 KENDALL WRIGHT

Ht: 5-10 **Wt:** 191
Age: 28 **College:** Baylor
Bears Season: 1 **NFL Season:** 6
Acquired: Unrestricted free agent in 2017 (TEN)

WIDE RECEIVER

PRO CAREER: In his sixth NFL season, has appeared in 79 games (44 starts) hauling in 323 receptions for 3,721 yards (11.5 avg) and 19 touchdowns with the Tennessee Titans (2012-16) and Chicago Bears (2017)... Carried the ball 11 times for 90 yards (8.2 avg)... Made his NFL debut September 9, 2012 vs. New England... Recorded his first 1,000 yard receiving season in 2013 under Bears offensive coordinator Dowell Loggains... Tallied 5 career 100+ yard receiving games in his NFL career... Set career-high in yards (1,079) and receptions (94) in 2013.

2017 SEASON: Played in 13 games (three starts), catching 43 passes for 477 yards (11.1 avg) and 1 touchdown.

PREVIOUS SEASONS: 2016: Played 11 games with 4 starts, recording 29 receptions for 416 yards (14.3 avg) and 3 touchdowns ... 48-yard touchdown reception vs. Cleveland (10/16) was the second longest of his career. **2015:** Appeared in 10 contests with 9 starts, hauling in 36 passes for 408 yards (11.3 avg) and 3 touchdowns ... his 52-yard touchdown reception at Tampa Bay (9/13) was the longest of his career. **2014:** Appeared in 14 contests with 11 starts hauling in 57 passes for 715 yards (12.5 avg) and 6 touchdowns. **2013:** Played in all 16 games with 12 starts ... tallied 94 receptions for 1,079 yards (11.5 avg), both career-highs. **2012:** Played in 15 games with five starts as a rookie, hauling in 64 passes for 626 yards (9.8 avg) and 4 touchdowns.

2017 CHICAGO BEARS

| Date | W/L | Opp. | Rec | Yds | Avg | Long | TD |
|---------------|------------|--------|-----------|------------|-------------|-----------|----------|
| 9/10 | L | ATL | 3 | 34 | 11.3 | 16 | 0 |
| 9/17 | L | at TB | 7 | 69 | 9.9 | 18 | 0 |
| 9/24 | W | PIT | 0 | 0 | 0.0 | - | 0 |
| 9/28* | L | at GB | 4 | 51 | 12.8 | 22 | 1 |
| 10/9 | L | MIN | 4 | 46 | 11.5 | 13 | 0 |
| 10/15 | W | at BAL | 2 | 36 | 18.0 | 18 | 0 |
| 10/22 | W | CAR | 0 | 0 | 0.0 | - | 0 |
| 10/29 | L | at NO | 2 | 23 | 11.5 | 13 | 0 |
| 11/12 | L | GB | 5 | 46 | 9.2 | 12 | 0 |
| 11/19* | L | DET | 2 | 25 | 12.5 | 13 | 0 |
| 11/26 | L | at PHI | 2 | 15 | 7.5 | 9 | 0 |
| 12/3 | L | SF | 2 | 25 | 12.5 | 14 | 0 |
| 12/10* | W | at CIN | 10 | 107 | 10.7 | 18 | 0 |
| 12/16 | | at DET | | | | | |
| 12/24 | | CLE | | | | | |
| 12/31 | | at MIN | | | | | |
| Totals | 1-2 | | 43 | 477 | 11.1 | 22 | 1 |

KENDALL WRIGHT'S NFL STATISTICS

REGULAR SEASON

| Year | Team | GP-GS | Rec | Yds | Avg | Lg | TD | Rush | Yds | Avg | Lg | TD |
|-------------------|-----------|--------------|------------|--------------|-------------|------------|-----------|-----------|-----------|------------|-----------|----------|
| 2012 | Tennessee | 15-5 | 64 | 626 | 9.8 | 38 | 4 | 1 | 4 | 4.0 | 4 | 0 |
| 2013 | Tennessee | 16-12 | 94 | 1,079 | 11.5 | 45 | 2 | 0 | 0 | - | - | 0 |
| 2014 | Tennessee | 14-11 | 57 | 715 | 12.5 | 48 | 6 | 4 | 54 | 13.5 | 38 | 0 |
| 2015 | Tennessee | 10-9 | 36 | 408 | 11.3 | 52t | 3 | 5 | 17 | 3.4 | 13 | 0 |
| 2016 | Tennessee | 11-4 | 29 | 416 | 14.3 | 48t | 3 | 1 | 15 | 15.0 | 15 | 0 |
| 2017 | Chicago | 13-3 | 43 | 477 | 11.1 | 22 | 1 | 0 | 0 | 0.0 | - | 0 |
| NFL totals | | 79-44 | 323 | 3,721 | 11.5 | 52t | 19 | 11 | 90 | 8.2 | 38 | 0 |

SEASON / CAREER / PLAYOFF HIGHS

| | 2017 | Career | Playoff |
|------------------------|---------------------|-------------------------|---------|
| Receptions..... | 10, at CIN (12/10) | 12, vs. ARI (12/15/13) | None |
| Receiving Yards..... | 107, at CIN (12/10) | 150, vs. ARI (12/15/13) | None |
| Longest Reception..... | 22, at GB (9/28) | 52t, at TB (9/13/15) | None |
| Receiving TDs..... | 1, at GB (9/28) | 2, vs. CLE (10/5/14) | None |



97 WILLIE YOUNG

Ht: 6-4

Wt: 258

Age: 32

College: North Carolina State

Bears Season: 4

NFL Season: 8

Acquired: Unrestricted free agent in 2014 (DET)

LINEBACKER

PRO CAREER: Enters eighth NFL season, recording 240 tackles, 32 sacks, 1 interception, 15 pass breakups, 31 TFLs, 2 forced fumble and 2 fumble recoveries in 96 career games, including 45 starts, with the Detroit Lions (2010-13) and Chicago Bears (2014-17)... Has recorded 24 sacks in his three seasons as a Bear after recording only 6 during his four seasons in Detroit (2010-13)... 24 sacks over the past three seasons leads the Bears... 10 sacks in 2014 were second most by a Bears player in their first season with the team since sacks became an official stat in 1982 behind Mark Anderson's 12 in 2006... Set a career-high for sacks in a game with 3 at IND (10/9/17).

2017 SEASON: Appeared in four games (two starts), recording 7 tackles, 2 sacks and 2 TFLs. Inactive for game 5... Placed on Injured Reserve on October 10 with a triceps injury.

PREVIOUS SEASONS: 2016: Appeared in 16 games with 12 starts (Games 1-2 & 7-16) recording 59 tackles, 7.5 sacks, 3 TFLs, 2 pass breakups and 1 forced fumble... 7.5 sacks led the team... Recorded a career-high 3 sacks at IND (10/9). **2015:** Appeared in 15 contests (Games 1-2 & 4-16) including 8 starts (Games 5-6, 8-9, 11, 13 & 15-16), collecting 47 tackles, 6.5 sacks (second on the team), 1 interception, 12 TFLs (team-high) and 3 pass breakups... Made first career interception in Game 9 at St. Louis... Became 1-of-3 Bears players with a sack in 5- straight games (Games 9-14) along with Brian Urlacher (2000) and Steve McMichael (1983 & 1991) since sacks became an official NFL statistic in 1982... Inactive Game 3. **2014:** Saw action in 15 games with 8 starts ... made 55 tackles - including 10 sacks and 3 TFLs - his first career forced fumble, 3 pass breakups and 13 QB pressures... His 10 sacks were tied for 15th in the NFL and led the Bears... Had 6 sacks total in the previous 4 NFL seasons (2010-13) with Detroit entering 2014... Finished 2nd in tackles (55), tied for 2nd in PBUs (3), and 3rd in TFLs (3) amongst Bears defensive linemen... Also blocked a field goal on special teams (Week 4 vs. Green Bay)... Placed on injured reserve on December 23 due to an Achilles injury, causing him to miss the season finale. **2013:** Started 15-of-16 games collecting, 47 tackles, 3 sacks, 5 PBUs, 7 TFLs and 2 FRs. Set career-highs in tackles, PBUs, TFLs, and FRs, and tied his career-high in sacks... His 5 PBUs ranked tied for 8th in the NFL amongst defensive linemen. **2012:** Appeared in 16 contests collecting 11 tackles, 1 PBU and 1 TFL. **2011:** In 14 games, notched 14 tackles, 3 sacks, 1 PBU and 3 TFLs.

2017 CHICAGO BEARS

| Date | W/L | Opponent | Tkls-S | Sk-VL | INT-Yds | PD | FF | FR | TFL |
|---------------|------------|----------|------------|-------------|-----------------|----------|----------|----------|----------|
| 9/10* | L | ATL | 1-1 | 0-0 | 0-0 | 0 | 0 | 0 | 0 |
| 9/17 | L | at TB | 2-2 | 1-5 | 0-0 | 0 | 0 | 0 | 1 |
| 9/24 | W | PIT | 2-1 | 1-8 | 0-0 | 0 | 0 | 0 | 1 |
| 9/28* | L | at GB | 2-0 | 0-0 | 0-0 | 0 | 0 | 0 | 0 |
| 10/9 | L | MIN | | | INACTIVE | | | | |
| 10/15 | W | at BAL | | | INJURED RESERVE | | | | |
| 10/22 | W | CAR | | | INJURED RESERVE | | | | |
| 10/29 | L | at NO | | | INJURED RESERVE | | | | |
| 11/12 | L | GB | | | INJURED RESERVE | | | | |
| 11/19 | L | DET | | | INJURED RESERVE | | | | |
| 11/26 | L | at PHI | | | INJURED RESERVE | | | | |
| 12/3 | L | SF | | | INJURED RESERVE | | | | |
| 12/10 | W | at CIN | | | INJURED RESERVE | | | | |
| 12/16 | | at DET | | | | | | | |
| 12/24 | | CLE | | | | | | | |
| 12/31 | | at MIN | | | | | | | |
| Totals | 0-2 | | 7-4 | 2-13 | 0-0 | 0 | 0 | 0 | 2 |

*Denotes Game Started



WILLIE YOUNG'S NFL STATISTICS

REGULAR SEASON

| Year | Team | GP | GS | Tackles | | | | | Interceptions | | | | | Fumbles | | | Misc. | | | |
|---------------------|---------|-----------|-----------|------------|------------|-----------|-----------|--------------|---------------|-----------|-----------|----------|-----------|----------|----------|----------|----------|-------------|----------|---|
| | | | | Tot | S | A | Sk | Yds | No | Yds | Lg | TD | PD | FF | FR | Yds | TFL | STT | | |
| 2010 | Detroit | 2 | 0 | 0 | 0 | 0 | 0.0 | 0.0 | 0 | 0 | - | 0 | 0 | 0 | 0 | 0 | 0 | 0 | 0.0 | 0 |
| 2011 | Detroit | 14 | 0 | 14 | 9 | 5 | 3.0 | 19.0 | 0 | 0 | - | 0 | 1 | 0 | 0 | 0 | 0 | 0 | 3.0 | 0 |
| 2012 | Detroit | 16 | 0 | 11 | 7 | 4 | 0.0 | 0.0 | 0 | 0 | - | 0 | 1 | 0 | 0 | 0 | 0 | 0 | 1.0 | 0 |
| 2013 | Detroit | 16 | 15 | 47 | 29 | 18 | 3.0 | 20.0 | 0 | 0 | - | 0 | 5 | 0 | 2 | 0 | 0 | 7.0 | 0 | |
| 2014 | Chicago | 15 | 8 | 55 | 36 | 19 | 10.0 | 65.0 | 0 | 0 | - | 0 | 3 | 1 | 0 | 0 | 0 | 3.0 | 0 | |
| 2015 | Chicago | 15 | 8 | 47 | 31 | 16 | 6.5 | 50.0 | 1 | 39 | 39 | 0 | 3 | 0 | 0 | 0 | 0 | 12.0 | 0 | |
| 2016 | Chicago | 16 | 12 | 59 | 36 | 23 | 7.5 | 43.0 | 0 | 0 | - | 0 | 2 | 1 | 0 | 0 | 0 | 3.0 | 0 | |
| 2017 | Chicago | 4 | 3 | 7 | 4 | 3 | 2.0 | 13.0 | 0 | 0 | - | 0 | 0 | 0 | 0 | 0 | 0 | 2.0 | 0 | |
| Bears totals | | 50 | 31 | 168 | 107 | 61 | 26 | 171.0 | 1 | 39 | 39 | 0 | 8 | 2 | 0 | 0 | 0 | 20.0 | 0 | |
| NFL totals | | 98 | 46 | 240 | 152 | 88 | 32 | 210.0 | 1 | 39 | 39 | 0 | 15 | 2 | 2 | 0 | 0 | 31.0 | 0 | |

POSTSEASON

| Year | Team | GP | GS | Tackles | | | | | Interceptions | | | | | Fumbles | | | Misc. | | | |
|------|---------|----|----|---------|---|---|-----|-----|---------------|-----|----|----|----|---------|----|-----|-------|-----|---|---|
| | | | | Tot | S | A | Sk | Yds | No | Yds | Lg | TD | PD | FF | FR | Yds | TFL | STT | | |
| 2011 | Detroit | 1 | 0 | 2 | 1 | 1 | 1.0 | 1.0 | 0 | 0 | - | 0 | 0 | 1 | 0 | 0 | 0 | 0 | 0 | 0 |

SEASON / CAREER / PLAYOFF HIGHS

| | 2017 | Career | Playoff |
|----------------------|----------------------|-------------------------|-------------------|
| Tackles | 2, three times | 8, three times..... | 2, at NO (1/7/12) |
| Solos | 1, twice | 7, vs. PHI (9/19) | 1, at NO (1/7/12) |
| Sacks | 1, twice | 3, at IND (10/9)..... | 1, at NO (1/7/12) |