

2017 TAMPA BAY BUCCANEERS
MEDIA INFORMATION



AT



Game 8

AT NEW ORLEANS SAINTS

NOVEMBER 5TH - 1:00 PM ET





TAMPA BAY BUCCANEERS
2017 WEEKLY PRESS RELEASE
COMMUNICATIONS

ONE BUCCANEER PLACE, TAMPA FLORIDA
TEL (813) 554-1311
FAX (813) 387-6317

TAMPA BAY BUCCANEERS AT SAINTS

TAMPA BAY BUCCANEERS (2-5) VS. NEW ORLEANS SAINTS (5-2)
SUNDAY, NOVEMBER 5TH, 1:00 P.M. ET
MERCEDES-BENZ DOME (73,000)
NETWORK TELEVISION: FOX
PLAY-BY-PLAY: THOM BRENNAMAN ANALYST: CHRIS SPIELMAN SIDELINE: JENNIFER HALE
BUCS RADIO: 98ROCK, FLAGSHIP STATION (WXTB-97.9 FM)
PLAY-BY-PLAY: GENE DECKERHOFF ANALYST: DAVE MOORE SIDELINE: T.J. RIVES
LAST GAME: TAMPA BAY LOST VS. CAROLINA, 17-3; NEW ORLEANS WON VS. CHICAGO, 20-12



ALL-TIME SERIES

Tampa Bay and New Orleans split the season series in 2016, with a 16-11 Buccaneers win at Raymond James Stadium in Week 14 and a 31-24 Saints victory in New Orleans in Week 16. New Orleans leads the all-time series, 31-19, and the Saints lead the series, 18-12, as NFC South rivals. The teams also split the series 2015, with the Buccaneers earning a 26-19 victory in New Orleans and the Saints winning 24-17 in Tampa. Prior to that, the Saints had won the previous seven games in the series. The Saints swept the Buccaneers from 2012-14, but the Buccaneers swept both contests in 2005 and 2007 before splitting each series from 2008-11, including a 10-3 victory in 2005 in a road contest played in Baton Rouge and a 27-13 win in the 2005 regular season home finale, a victory that clinched the NFC South title for the Buccaneers. Prior to joining the NFC South, Tampa Bay had claimed three of the previous four meetings, including wins in both 1999 and 2001. The Bucs won the first game between the two clubs, a 33-14 triumph at the Superdome in 1977. Tampa Bay tied an NFL record, which has since been broken, by returning three interceptions for touchdowns. The victory marked the Bucs' first regular season win after 26 consecutive losses. More than 8,000 fans greeted the team upon its return to One Buccaneer Place. Tampa Bay and New Orleans split the next four meetings, each winning two straight on the other team's turf before the Saints assembled a six-game winning streak.

REGULAR SEASON SERIES BY THE NUMBERS

Overall Regular Season Series New Orleans leads series, 31-19
Home Record vs. New Orleans Saints 8-14
Road Record vs. New Orleans Saints 11-17
Current Streak Saints, one game (12/24/16)
Buccaneers Longest Streak Two games, six times, (last 1/2/11-10/16/11)
Saints Longest Streak Seven games (11/6/11-12/28/14)
Regular Season Point Total Buccaneers 924 – Saints 1,094
Most Points, Buccaneers 48, Buccaneers 48-21 (2001)
Most Points, Saints 44, Saints 44-34 (1987)
Most Points, both teams 78, Saints 44-34 (1987)
Fewest Points, Buccaneers 0, Saints 41-0 (2012)
Fewest Points, Saints 3, Buccaneers 10-3 (2005)
Fewest Points, both teams 12, Saints 9-3 (1998)
Largest Win, Buccaneers 27 points, Buccaneers 48-21 (2001)
Largest Win, Saints 41 points, Saints 41-0 (2012)

2017 Schedule and Results (2-5)

DATE	OPPONENT (TV)	TIME/RESULT
	Bye Week	
9/17	CHICAGO (FOX)	W, 29-7
9/24	at Minnesota (FOX)	L, 34-17
10/1	N.Y. GIANTS (FOX)	W, 25-23
10/5	NEW ENGLAND (CBS/NFLN/Amazon)	L, 19-14
10/15	at Arizona (FOX)	L, 38-33
10/22	at Buffalo (FOX)	L, 30-27
10/29	CAROLINA (FOX)	L, 17-3
11/5	at New Orleans (FOX)	1:00 PM
11/12	N.Y. JETS (CBS)^	1:00 PM
11/19	at Miami (FOX)	1:00 PM
11/26	at Atlanta (FOX)^	1:00 PM
12/3	at Green Bay (FOX)^	1:00 PM
12/10	DETROIT (FOX)^	1:00 PM
12/18	ATLANTA (ESPN)	8:30 PM
12/24	at Carolina (FOX)	1:00 PM
12/31	NEW ORLEANS (FOX)^	1:00 PM

HOME GAMES IN ALL CAPS - All Times Eastern
 ^ Subject to Flexible Scheduling

BUCCANEERS PR TWITTER AND MEDIA SITE

The Tampa Bay Buccaneers Communications staff is on Twitter: **@BuccaneersComms**, the department's official Twitter account, which provides media members with the latest updates on schedules and transactions, as well as notes and facts about the team and its activities.

For all of the team's publicity material, visit **media.buccaneers.com**. There, users will find updated statistics, game notes, bios, rosters, the 2017 Buccaneers Media Guide and more, plus the latest releases from the team.

Nelson Luis
 Vice President of Communications
 nluis@buccaneers.nfl.com

Michael Pehanich
 Sr. Communications Manager
 mpehanich@buccaneers.nfl.com

Allen Barrett
 Communications Manager
 abarrett@buccaneers.nfl.com

Chris King
 Communications Coordinator
 cking@buccaneers.nfl.com

Brooke Skelley
 Communications Assistant
 bskelley@buccaneers.nfl.com

STATISTICAL COMPARISON

A look at how the teams match up in the 2017 season rankings:

Category	Tampa Bay	New Orleans
Total Offense	4th (376.6 ypg)	2nd (390.4 ypg)
Rushing Offense	29th (81.1 ypg)	14th (118.7 ypg)
Passing Offense	2nd (295.4 ypg)	4th (271.7 ypg)
Total Defense	29th (386.4 ypg)	20th (344.7 ypg)
Rushing Defense	17th (111.7 ypg)	21st (120.3 ypg)
Passing Defense	30th (274.7 ypg)	17th (224.4 ypg)
Points Scored	18th (21.1 ppg)	6th (27.3 ppg)
Points Allowed	24th (24.0 ppg)	12th (20.7 ppg)
Sacks	32nd (7.0)	t12th (19.0)
Sacks Allowed	t9th (13.0)	1st (7.0)
Turnover Margin	21st (-2)	t8th (+4)
Team Leaders		
Rushing Yards	Doug Martin (247)	Mark Ingram (464)
Rushing Touchdowns	Doug Martin (2)	Mark Ingram (4 - t6th, NFL)
Passer Rating	Jameis Winston (88.3)	Drew Brees (101.7 - 6th, NFL)
Passing Yards	Jameis Winston (1,853 - 10th, NFL)	Drew Brees (1,951 - 8th, NFL)
Passing Touchdowns	Jameis Winston (10)	Drew Brees (11)
Receptions	Mike Evans (39)	Michael Thomas (42)
Receiving Yards	Mike Evans (519)	Michael Thomas (480)
Receiving Touchdowns	C. Brate, M. Evans (4)	Brandon Coleman (3)
Tackles	Kendell Beckwith (47)	Kenny Vaccaro (38)
Sacks	G. McCoy, C. McDonald (2.0)	Cameron Jordan (5.5)
Interceptions	Five tied (1)	Kenny Vaccaro (3 - t3rd, NFL)

PLANNED WEEKLY MEDIA SCHEDULE

<u>WEDNESDAY, NOVEMBER 1</u>	<u>THURSDAY, NOVEMBER 2</u>	<u>FRIDAY, NOVEMBER 3</u>	<u>SUNDAY, NOVEMBER 5</u>
11:45 a.m. - DC Mike Smith Media Availability	11:25 a.m. - OC Todd Monken Media Availability	10:50 a.m. - Practice (Open first 30 minutes)	1:00 p.m. - Tampa Bay Buccaneers vs. New Orleans Saints at Mercedes-Benz Dome
11:55 a.m. - Open Locker Room	11:35 a.m. - QB Jameis Winston Media Availability/Open Locker Room (45 minutes)	12:00 p.m. - Player Availability Immediately followed by HC Dirk Koetter Media Availability (On-field)	- ALL TIMES EASTERN -
1:10 p.m. - Practice (Open first 30 minutes)	12:50 p.m. - Practice (Open first 30 minutes)		
3:20 p.m. - HC Dirk Koetter Media Availability	3:00 p.m. - HC Dirk Koetter Media Availability		
3:30 p.m. - NO HC Sean Payton Conference Call		SATURDAY, NOVEMBER 4 No Media Availability	

NOTES FROM LAST GAME

- On the opening drive of the second half, S **Chris Conte** recorded his first interception of the season, picking off Carolina QB **Cam Newton** at the Tampa Bay 36-yard line. It was the first interception of the season for Conte and the 14th of his career (five with Tampa Bay).

- Tampa Bay's first points of the game came in the third quarter, when K **Patrick Murray** connected on a 41-yard field goal, capping an eight-play, 31-yard drive lasting 3:27.

- With today's totals, Tampa Bay now has 2,636 yards of offense this season, the most through seven games in franchise history.

- QB **Jameis Winston** now has 1,853 passing yards this season, the most through seven games in franchise history.

- CB **Deji Olatoye** and DE **Darryl Tapp** each made their Buccaneers debut.

OFFENSIVE FIREPOWER

Since the arrival of Dirk Koetter and Jameis Winston in 2015, the Tampa Bay Buccaneers have had one of the top offenses in the NFL, recording the eighth-most yards per game during that span.

Leading the offensive charge this season is QB **Jameis Winston**, who is averaging 264.7 passing yards per game, the seventh-highest mark in the NFL.

2015-17 NFL YARDS PER GAME LEADERS

Rank	Team	YPG
1.	New Orleans Saints	410.5
2.	Atlanta Falcons	391.3
3.	New England Patriots	386.5
4.	Pittsburgh Steelers	380.0
5.	Arizona Cardinals	377.8
6.	Washington Redskins	374.7
7.	Seattle Seahawks	368.3
8.	Tampa Bay Buccaneers	363.9
9.	Dallas Cowboys	358.4
10.	Los Angeles Chargers	358.0

2017 NFL PASSING YARDS PER GAME LEADERS

Rank	Player	Team	YPG
1.	Tom Brady	NE	317.6
2.	Russell Wilson	SEA	286.9
3.	Carson Palmer	ARI	282.6
4.	Drew Brees	NO	278.7
5.	Alex Smith	KC	272.6
6.	Kirk Cousins	WAS	271.4
7.	Jameis Winston	TB	264.7
8.	Matthew Stafford	DET	264.4
9.	Matt Ryan	ATL	263.4
10.	Carson Wentz	PHI	257.9

This season, the team's offense has been on a record-setting pace, recording the most passing yards and most total yards through seven games in team history. Tampa Bay ranks fourth in the NFL in yards per game this season and is second in passing yards per game.

One of the most important factors in Winston and the offense's success has been the offensive line, which is tied for the ninth-fewest sacks allowed in the NFL, despite the seventh-most pass attempts.

2017 NFL YARDS PER GAME LEADERS

Rank	Team	YPG
1.	New England Patriots	411.1
2.	New Orleans Saints	390.4
3.	Kansas City Chiefs	377.9
4.	Tampa Bay Buccaneers	376.6
5.	Atlanta Falcons	374.4

2017 NFL FEWEST SACKS ALLOWED

Rank	Team	Sacks Allowed
1.	New Orleans Saints	7
2.	Dallas Cowboys	9
3.	Los Angeles Rams	10
3.	Minnesota Vikings	10
3.	Pittsburgh Steelers	10
6.	Jacksonville Jaguars	11
6.	Los Angeles Chargers	11
8.	Atlanta Falcons	12
9.	Tampa Bay Buccaneers	13
9.	Oakland Raiders	13
9.	Tennessee Titans	13

2017 NFL PASSING YARDS PER GAME LEADERS

Rank	Team	YPG
1.	New England Patriots	302.1
2.	Tampa Bay Buccaneers	294.4
3.	Seattle Seahawks	272.7
4.	New Orleans Saints	271.7
5.	Arizona Cardinals	269.7

Team

- Tampa Bay has totaled at least 5,500 yards in each of the past two seasons, the longest such streak in team history. With at least 2,864 more yards this season, the team would extend that record.
- Tampa Bay has scored at least 325 points in each of the past two seasons, tied for the longest such streak in team history (also 2007-08). With at least 177 more points this season, the team will set a record for most consecutive seasons with at least 325 points
- Tampa Bay totaled 29 takeaways in 2016 and, with at least 19 more takeaways this season, would have consecutive seasons with 29 or more takeaways for the first time since 2007-09.
- Tampa Bay has 2,636 yards from scrimmage this season, the most in team history through seven games. At New Orleans, the Buccaneers need 113 more yards to pass 2011 (2,748) for fifth-most, 181 more to pass 2003 (2,816) for fourth-most, 221 more to pass 2015 (2,856) for third-most, 224 more to pass 2016 (2,858) for second-most and 376 more to pass 2012 (3,011) for the most yards through eight games in team history.

TE Cameron Brate

- Brate has 15 career touchdown catches. He needs two more to tie Gerald Carter (17 from 1981-87) and Keyshawn Johnson (17 from 2000-03) for 10th-most, five more to tie Vincent Jackson (20 from 2012-16) for ninth-most and eight more to tie Bruce Hill (23 from 1987-91) for the eighth-most touchdown receptions in team history.
- Brate has 112 career receptions. He needs three more to pass Calvin Magee (114 from 1985-88) for seventh-most, 18 more to pass Alex Smith (129 from 2005-08) for sixth-most and 26 more to pass Jackie Harris (137 from 1994-97) for the fifth-most receptions by a tight end in team history.
- Brate has 1,370 career receiving yards. He needs 10 more to pass Calvin Magee (1,379 from 1985-88) for sixth-most and 265 more to pass Jackie Harris (1,634 from 1994-97) for the fifth-most receiving yards by a tight end in team history.
- Brate's 1,370 career receiving yards are the third-most by an undrafted player in franchise history. He needs 10 more to pass Calvin Magee (1,379 from 1985-88) for second-most and 331 more to pass Karl Williams (1,700 from 1996-2003) for the most receiving yards by an undrafted player in team history.

LB Lavonte David

- David has 18.0 career sacks, and needs 11 more to pass Broderick Thomas (26.5 from 1989-93) for the most sacks by a linebacker in franchise history.
- David has 10 career interceptions, and needs one more to pass Dave Lewis (10 from 1977-81) for second-most, and 15 more to tie Derrick Brooks (25 from 1995-2008) for the most interceptions by a linebacker in franchise history.
- David has three career defensive touchdowns and needs one more to tie for the third-most in franchise history (David Logan, 1979-96; Mike Washington, 1976-84).

WR Mike Evans

- Evans has surpassed 1,000 receiving yards in each of his first three seasons and, with 481 or more receiving yards this season, will join A.J. Green (2011-14) and Randy Moss (1998-2001) as the only players in NFL history to record 1,000 or more receiving yards in each of their first four seasons. Evans would become the first player in franchise history to have four consecutive 1,000-yard receiving seasons and his four 1,000-yard receiving seasons would be the most by any player in team history.
- Evans has recorded 4,094 receiving yards in his first four seasons and needs 210 more this season to pass James Lofton (4,306 from 1978-81) for 10th-most, 234 more to pass Julio Jones (4,330 from 2011-14) for ninth-most, 317 more to pass T.Y. Hilton (4,413 from 2012-15) for eighth-most, 391 more to pass DeAndre Hopkins (4,487 from 2013-16) for seventh-most, 448 more to pass Larry Fitzgerald (4,544 from 2004-07) for sixth-most, 509 more to pass Anquan Boldin (4,605 from 2003-06) for fifth-most, 777 more to pass A.J. Green (4,874 from 2011-14) for fourth-most, 785 more to pass Jerry Rice (4,881 from 1985-88) for third-most, 991 more to pass Torry Holt (5,088 from 1999-2002) and 1,300 more to pass Randy Moss (5,396 from 1998-2001) for the most receiving yards in a players' first four seasons since the 1970 NFL/AFL merger.
- Evans has recorded 31 receiving touchdowns in his first four seasons and with five more this season, will tie Antonio Freeman (36 from 1995-98), Joey Galloway (36 from 1995-98) and Daryl Turner (36 from 1984-87) for eighth-most, six more will tie Andre Rison (37 from 1989-92) for seventh-most, nine more will tie Dez Bryant (40 from 2010-13) and John Jefferson (40 from 1978-81) for fifth-most, 10 more will tie Jimmy Graham (41 from 2010-13) for fourth-most, 13 more will tie Rob Gronkowski (42 from 2010-13) for third-most, 18 more will tie Jerry Rice (49 from 1985-88) for second-most and 22 more will tie Randy Moss (53 from 1998-2001) for the most receiving touchdowns in a players' first four seasons since the 1970 NFL/AFL merger.
- Evans has recorded 4,097 career receiving yards and needs 204 more to pass Jimmie Giles (4,300 from 1978-86) for fourth-most, 230 more to pass Vincent Jackson (4,326 from 2012-16) for third-most, 832 more to pass Kevin House (4,928 from 1980-86) for second-most and 922 more to pass Mark Carrier (5,018 from 1987-92) for the most receiving yards in franchise history.
- Evans has 31 career receiving touchdowns and needs one more to pass Kevin House (31 from 1980-86) for second-most and three more to tie Jimmie Giles (34 from 1978-86) for the most receiving touchdowns in franchise history.
- Evans has 31 touchdowns from scrimmage as a Buccaneer and needs one more to pass Kevin House (31 from 1980-86) for fourth-most, three more to tie Jimmie Giles (34 from 1978-86) for third-most and 15 more to tie James Wilder (46 from 1981-89) for the second-most touchdowns in franchise history.

WHAT TO WATCH FOR

WR DeSean Jackson

- Jackson has 33 career 100-yard receiving games, the fourth-most of any active player and the fifth-most by any player since he entered the league in 2008.
- Jackson has 48 receiving touchdowns in his career and needs two touchdowns more to reach 50 for his career.
- Jackson has four receiving touchdowns of 80 or more yards and needs one more to tie the NFL record of five, shared by Derrick Alexander, Lance Alworth, Bob Hayes and Jerry Rice.
- Jackson has 22 touchdowns of 60 or more yards (including returns) and needs one more to tie Jerry Rice (23) for the most total touchdowns of 60 or more yards in NFL history.
- Jackson has 26 career touchdowns of 50 or more yards and needs one more to tie Terrell Owens (27) for the third-most total touchdowns of 50 or more yards since the 1970 NFL merger.

RB Doug Martin

- Martin has 11 100-yard rushing games as a Buccaneer and needs one more to pass Warrick Dunn (11 from 1997-2001, 2008) for second-most and four more to pass James Wilder (14 from 1981-89) for the most 100-yard rushing games in franchise history.
- Martin has 4,474 yards rushing yards as a Buccaneer and needs 496 more to pass Warrick Dunn (4,969 from 1997-2001, 2008) for third-most, 582 more to pass Mike Alstott (5,088 from 1996-2006) for second-most and 1,483 more to pass James Wilder (5,957 from 1981-89) for the most rushing yards in team history.
- Martin has 25 rushing touchdowns as a Buccaneer and needs 12 more to pass Errict Rhett (37 from 1981-89) for the second-most rushing touchdowns in franchise history.
- Martin has 27 touchdowns from scrimmage as a Buccaneer and one more to pass Mark Carrier (27 from 1987-92) for the seventh-most and tie Warrick Dunn (28 from 1997-2001, 2008) and Joey Galloway (28 from 2004-08) for fifth-most and four more to tie Kevin House (31 from 1980-86) and Mike Evans (31 from 2014-Pres.) for fourth-most touchdowns in franchise history.
- Martin has 5,535 yards from scrimmage as a Buccaneer and needs 189 more to pass Michael Pittman (5,723 from 2002-07) for the fourth-most scrimmage yards in team history.

DT Gerald McCoy

- McCoy has five career multi-sack games and needs one more to tie David Logan (six from 1979-1986) for the fifth-most in franchise history and the third-most by a defensive tackle in team history.

QB Jameis Winston

- Winston has 1,853 passing yards this season, the most ever for a Buccaneers quarterback through the team's first seven games. He needs 152 more to pass Josh Freeman (2,004 in 2011) for fifth-most, 185 more to pass his own mark from 2016 (2,037) for fourth-most, 195 more to pass Josh Freeman (2,047 in 2012) for third-most, 210 more to pass Vinny Testaverde (2,062 in 1988) and 218 more to pass Brad Johnson (1,747 in 2003) for the most passing yards through eight games in team history,

QB Jameis Winston (Cont.)

- Winston has four games this season with at least 300 passing yards, tied for the most in a single season in team history. He needs one more to pass Brad Johnson (four in 2003), Vinny Testaverde (four in both 1988 & 1989) and Doug Williams (four in both 1980 & 1981) for the most 300-yard passing games in a single season in team history.
- Winston has seven career games with at least three touchdown passes, the second-most in team history. He needs one more to tie Brad Johnson (eight from 2001-03) for the most such games in team history.
- Winston has nine career games with at least 300 passing yards, the third-most in team history. He needs one more to tie Doug Williams (10 from 1978-82) for second-most and three more to tie Vinny Testaverde (12 from 1987-82) for the most such games in team history.
- Winston has 11 career games with a passer rating over 100, tied for the third-most in team history. He needs three more to tie Trent Dilfer (14 from 1995-99) and Josh Freeman (14 from 2009-13) for the most such games in team history.
- Winston has recorded 60 touchdown passes through his first three seasons and needs three more this season needs to tie Ryan Tannehill (63 from 2012-14) for 10th-most, four more to tie Cam Newton (64 from 2011-13) for ninth-most, six more to tie Matt Ryan (66 from 2008-10) for eighth-most, nine more to tie Blake Bortles (69 from 2014-16) for seventh-most, 12 more to tie Russell Wilson (72 from 2012-14) for sixth-most, 20 more to tie Andy Dalton (80 from 2011-13) for fifth-most, 21 more to tie Derek Carr (81 from 2014-16) for fourth-most, 25 more to tie Peyton Manning (85 from 1998-2000) for third-most, 26 more to tie Andrew Luck (86 from 2012-14) for second-most and 38 more to tie Dan Marino (98 from 1983-85) for the most passing touchdowns by a player from their rookie season through their third season.
- Winston has 9,985 passing yards through his first two seasons and needs 272 more to pass Joe Flacco (10,206 from 2008-10) for 10th-most, 672 more to pass Drew Bledsoe (10,556 from 1993-95) for ninth-most, 1,310 more to pass Derek Carr (11,194 from 2014-16) for eighth-most, 1,357 more to pass Blake Bortles (11,241 from 2014-16) for seventh-most, 1,368 more to pass Ryan Tannehill (11,252 from 2012-14) for sixth-most, 1,415 more to pass Cam Newton (11,299 from 2011-13) for fifth-most, 1,476 more to pass Andy Dalton (11,360 from 2011-13) for fourth-most, 1,547 more to pass Dan Marino (11,431 from 1983-85) for third-most, 2,403 more to pass Peyton Manning (12,287 from 1998-2000) for second-most and 3,073 more to pass Andrew Luck (12,957 from 2012-14) for the most passing yards by a player from their rookie season through their third season.
- Winston has 60 career touchdown passes and needs one more to tie Steve DeBerg (61 from 1984-87, 1992-93) for sixth-most, four more to tie Brad Johnson (64 from 2001-04) for fifth-most, 10 more to tie Trent Dilfer (70 from 1994-99) for fourth-most, 13 more to tie Doug Williams (73 from 1978-82) for third-most, 17 to tie Vinny Testaverde (77 from 1987-92) for second-most and 20 more to tie Josh Freeman (80 from 2009-13) for the most passing touchdowns in franchise history.
- Winston has 9,985 career passing yards and needs 1,056 more to pass Brad Johnson (10,940 from 2001-04) for fifth-most, 2,763 more to pass Doug Williams (12,648 from 1978-82) for fourth-most and 3,084 more to pass Trent Dilfer (12,969 from 1994-99) for the third-most passing yards in franchise history.

REGULAR SEASON SERIES HIGHLIGHTS

CB **Mike Washington** (45 yards), LB **Richard Wood** (10) and DE **Greg Johnson** (0) returned interceptions for scores in 33-14 Bucs win (12/11/77), the first in franchise history... Saints scored 42 unanswered points – all in the second half – en route to 42-14 win at Tampa Stadium (10/14/79)... New Orleans scored five of its six TDs on the ground, rushing for 234 yards on 48 carries... QB **Doug Williams** threw for 218 yards and two TDs in 31-14 road win (11/29/81)... Teams combined for 600 passing yards in 44-34 Saints win at the Superdome (12/6/87)... WR **Mark Carrier** caught five passes for 120 yards, helping the Bucs snap six-game series skid with a 20-10 win (9/24/89)... K **Morten Andersen** booted a 50-yard FG to lift New Orleans to a 23-21 victory (11/1/92)... Rookie FB **Mike Alstott** caught seven passes for 91 yards, including a 17-yard TD in 13-7 Bucs victory (11/24/96)... The Bucs snapped a nine-game road losing streak in the series with a 31-16 victory at New Orleans (11/7/99)... Tampa Bay tied the club's single-game record for points scored in a 48-21 victory over New Orleans at Raymond James Stadium (12/23/01)... CB **Ronde Barber** set a club record (later tied) with three interceptions, including a 36-yard return for a touchdown on his final interception, as the Bucs picked off Saints QB **Aaron Brooks** four times... New Orleans LB **James Allen** intercepted a desperation pass from P **Tom Tupa** in the end zone on a botched punt to lead the Saints to a 26-20 overtime win in head coach **Jon Gruden's** debut (9/8/02)... Trailing late in the fourth quarter, Tampa Bay posted a frantic 10-point comeback to send the game into overtime... WR **Joe Jurevicius** made a one-handed grab for an 11-yard TD with 2:41 on the clock and Gramatica nailed a 40-yard field goal as time expired to force the extra period... TE **Ken Dilger** and DT **Warren Sapp**, who was playing tight end at the time, both caught touchdowns as the Bucs won 14-7 at New Orleans (12/7/03)... QB **Chris Simms** made his first career start in the NFL at New Orleans (10/10/04) and completed 5-of-8 pass attempts for 68 yards before leaving the game because of injury late in the first quarter... Backup QB **Brian Griese** relieved Simms and led the Buccaneers to a 20-17 win by completing 16-of-19 pass attempts for 194 yards and one touchdown... CB **Ronde Barber** recorded his second three-interception game of his career against the Saints in Baton Rouge (12/4/05)... Tampa Bay clinched the NFC South title with a 27-13 win vs. New Orleans (1/1/06)... WR **Joey Galloway** caught a pair of touchdown passes, his ninth and 10th of the season to set a new team record... Saints RB **Reggie Bush** scored his first career touchdown on a 65-yard punt return late in the fourth quarter to give New Orleans (10/8/06) a 24-21 win in New Orleans... After losing its first game of the season on the road, Tampa Bay was able to defeat New Orleans (9/16/07) 31-14 at home for their first of nine wins on the season en route to the 2007 NFC South division title... The Buccaneers all but sealed up the 2007 NFC South Championship after they were able to leave New Orleans (12/2/07) with 27-23 come from behind victory... Trailing 23-20 with 3:36 remaining in the fourth quarter, DT **Jovan Haye** was able to recover a RB **Reggie Bush** fumble on New Orleans 37-yard line... After marching down the field, QB **Luke McCown** found TE **Jerramy Stevens** in the end zone with just 14 seconds remaining in the game to give Tampa the win...

The Buccaneers defense intercepted Saints QB **Drew Brees** three times in 23-20 defeat of the Saints to give Gruden his 100th career victory (11/30/08)... PR **Micheal Spurlock** return a punt 77 yards for a touchdown, as the Buccaneers erased a 17-3 halftime deficit to knock off the Saints 20-17 at Superdome... RB **Carnell Williams** rushed 24 times for 129 yards and a touchdown as K **Connor Barth** hit the game-winning 47-yard field goal in overtime (12/27/09)... WR **Micheal Spurlock** caught a two yard touchdown pass in the second half during a 31-6 loss to the Saints (10/17/10)... QB **Josh Freeman** went 21-of-26 for 255 yards and two touchdowns as the Buccaneers defeated the Saints at New Orleans, finishing the season 10-6 (1/2/11)...The Buccaneers forced four turnovers, including intercepting QB **Drew Brees** three times, en route to a 26-20 victory over the Saints at Raymond James Stadium (10/16/11)... QB **Josh Freeman** threw for 303 yards, two touchdowns and zero interceptions, while RB **Earnest Graham** picked up 109 yards on the ground for Tampa Bay... The Saints never trailed in a 27-16 victory over the Buccaneers in New Orleans (11/6/11)... Saints QB **Drew Brees** led the way for New Orleans, completing 27-of-37 passes for 281 yards, two touchdowns and one interception...In a high-scoring affair, the Saints held on to beat the Buccaneers 35-28 in Tampa (10/21/12) on the strength of 337 passing yards and four touchdowns from QB **Drew Brees**... The Buccaneers staged a late comeback but fell short as WR **Mike Williams** apparent game-tying touchdown catch was nullified by a penalty as time expired...The Buccaneers fell to the Saints road 41-0 on the road (12/16/12)...Tampa Bay's defense allowed 447 yards of total offense, while QB Josh Freeman threw four interceptions (12/16/12)... RB **Doug Martin** rushed for 144 yards on 29 attempts, but the Buccaneers lost in the final seconds, 16-14, on a Saints field goal (9/15/13)... LB **Mason Foster** returned an interception 85 yards for a touchdown in the fourth quarter of the loss... The Saints topped the Buccaneers 42-17 in the 2013 season finale between the two teams (12/29/13)...Both teams traded scores in a back-and-forth contest in the Superdome, with the Saints prevailing 37-31 in overtime (10/5/14)... WR **Vincent Jackson** caught eight passes for 144 yards... The Buccaneers intercepted Saints QB **Drew Brees** three times, including a 33-yard pick-six by LB **Danny Lansanah**... The Saints managed to overcome a 20-7 deficit, scoring 16 fourth-quarter points to win 23-20 (12/28/14)... Tampa Bay rushed for 183 yards, including 108 from RB **Doug Martin**... WR **Mike Evans** caught his 12th touchdown of the season, establishing a new franchise record... The defense intercepted Drew Brees three times (CB **Leonard Johnson**, S **Bradley McDougald** and S **Keith Tandy** each with one)... Tampa Bay's defense forced three turnovers and QB **Jameis Winston** accounted for two touchdowns (one rushing, one passing) as the Buccaneers recorded a 26-19 victory in New Orleans (9/20/15)... DE **Jacques Smith** notched 3.0 sacks and two forced fumbles... New Orleans QB **Drew Brees** threw for 312 yards and two touchdowns, both to WR **Marques Colston**, in a 24-17 Saints victory (12/13/15)... Tampa Bay's defense recorded three interceptions, including one by S **Keith Tandy** with under a minute to go, to help the team earn a 16-11 win at Raymond James Stadium... New Orleans RB **Mark Ingram** had two rushing touchdowns in a 31-24 Saints victory (12/24/16).

REGULAR SEASON SERIES HIGHLIGHTS

Below are highlights of how selected Buccaneers have performed during their careers against the New Orleans Saints.

LB Kwon Alexander: In three career games against New Orleans, has 25 tackles (one for loss) and four passes defended.

P Bryan Anger: Punted three times for 150 yards (50.0 avg.), with two downed inside the 20 and a net average of 49.7 (12/27/15)... Placed his final two punts of the game inside the Saints' five-yard line (12/11/16).

DE Robert Ayers: Recorded three tackles, one sack and four quarterback hits in a win over New Orleans (12/11/16).

TE Cam Brate: Caught a 12-yard touchdown (12/24/16).

DE Will Clarke: While with the Cincinnati Bengals, recovered a fumble to seal the victory (11/16/14).

S Chris Conte: Totaled four tackles, one tackle for loss, one forced fumble and an interception in a Buccaneers win (9/20/15).

LB Lavonte David: Combined for 80 tackles, 10 for loss, eight passes defended, 2.5 sacks and one forced fumble in 10 career games against the Saints... Registered 1.5 sacks to go along with six tackles and two passes defended (9/15/13)... In an overtime loss (10/5/14), led all players with 14 tackles... Notched 13 tackles and two passes defended (12/13/15)... Notched seven tackles and one sack (12/24/16).

WR Mike Evans: Caught his 12th touchdown pass of the season, establishing a new franchise record (12/28/14)... Had seven catches for 97 yards and a touchdown (12/24/16).

CB Brent Grimes: As a member of the Atlanta Falcons, grabbed an interception and had two passes defended (11/2/09)... Had five tackles and one interception in a Falcons win at New Orleans (9/26/10)... Recorded an interception in win (12/11/16).

WR Adam Humphries: Caught first career touchdown against New Orleans (12/13/15).

CB Vernon Hargreaves: Registered his first career interception against New Orleans (12/11/16).

WR DeSean Jackson: As a member of the Philadelphia Eagles, caught four passes for 101 yards, including a 71-yard touchdown (9/20/09)... Recorded three receptions for 100 yards, with a 77-yard touchdown, as a member of the Eagles (11/5/12).

RB Doug Martin: In eight career games against New Orleans, has rushed 142 times for 623 yards (4.4 avg.) and three touchdowns, adding 129 yards receiving on 14 catches... Totaled 122 yards from scrimmage (85 rushing, 37 receiving) and one rushing touchdown... Recorded 144 rushing yards on 29 attempts (5.0 avg.) (9/15/13)... Notched 108 rushing yards on 19 carries (5.7 avg.) (12/28/14)... Had 11 carries for 81 yards (7.4 avg.) and one rushing touchdown (12/13/15)... Had 85 yards from scrimmage and a rushing touchdown in a Buccaneers win (12/11/16).

DT Gerald McCoy: Has played 11 career games against New Orleans (2010-16), totaling 24 tackles, five tackles for loss, four passes defended and 2.5 sacks.

DT Clinton McDonald: Brought down Saints QB Drew Brees for an eight-yard loss, while adding four tackles and a pass defended (12/28/14).

RB Jacquizz Rodgers: Totaled 78 yards from scrimmage (63 rushing yards, 15 receiving yards), with a rushing touchdown.

RB Charles Sims: In five career games against New Orleans, has rushed 38 times for 146 yards and one touchdown, with 17 receptions for 147 yards... Recorded his first career rushing touchdown against New Orleans (12/28/14)... Caught six passes for a team-leading 64 yards (12/13/15).

S Keith Tandy: Rushed 18 yards on a fake punt (12/16/12)... Intercepted Saints QB Drew Brees (12/28/14)... Led the team with nine tackles, one for loss, three passes defended and an interception, recorded in the final minute of play, helping seal the win for Tampa Bay (12/11/16).

S T.J. Ward: While with the Denver Broncos, recovered a Saints fumble that led to a field goal (11/13/16).

QB Jameis Winston: In three career games against New Orleans, has completed 71-of-114 passes (62.3 pct.) for 850 yards and four touchdowns and two interceptions, for an 89.4 passer rating, while rushing 17 times for 77 yards and one touchdown... Completed 14-of-21 passes for 207 yards, with one touchdown, for a 114.6 passer rating, while adding six rushes for 23 yards and a touchdown (9/20/15).

REGULAR SEASON SUPERLATIVES VS. NEW ORLEANS

INDIVIDUAL SINGLE-GAME HIGHS VS. NEW ORLEANS

RUSHING YARDS

Yards	Player	Game
144	D. Martin	vs. 9/15/13
131	M. Pittman	vs. 12/19/04
129	C. Williams	@ 12/27/09
117	M. Alstott	@ 11/7/99
114	J. Wilder	@ 9/22/85

RUSHING TOUCHDOWNS

Number	Player	Game
2	2 times, last C. Williams	vs. 9/16/07
1	21 times, last J. Rodgers	@ 12/24/16

PASSING YARDS

Yards	Player	Game
420	J. Freeman	vs. 10/21/12
369	V. Testaverde	@ 12/6/87
323	B. Johnson	vs. 11/2/03
313	L. McCown	@ 12/2/07
303	J. Freeman	vs. 10/16/11

PASSING TOUCHDOWNS

Number	Player	Game
3	3 times, last J. Freeman	vs. 10/21/12
2	16 times, last J. Winston	@ 12/24/16
1	24 times, last J. Winston	vs. 12/13/15

RECEPTIONS

Number	Player	Game
11	K. McCardell	@ 12/1/02
10	K. Johnson	vs. 11/2/03
9	J. Wilder	vs. 10/23/83
8	4 times, last V. Jackson	@ 10/5/14
7	7 times, last M. Evans	@ 12/24/16

RECEIVING YARDS

Yards	Player	Game
216	V. Jackson	vs. 10/21/12
212	M. Carrier	@ 12/6/87
159	J. Galloway	@ 12/2/07
144	V. Jackson	@ 10/5/14
135	J. Galloway	vs. 9/16/07

RECEIVING TOUCHDOWNS

Number	Player	Game
2	3 times, last J. Galloway	vs. 9/16/07
1	59 times, last C. Brate/M. Evans	@ 12/24/16

TEAM SINGLE-GAME HIGHS VS. NEW ORLEANS

FIRST DOWNS

Number	Game
27	@ 12/6/87
26	vs. 10/21/12
24	2 times, last @ 12/27/09
23	2 times, last @ 12/24/16
22	@ 11/29/81

TOTAL NET YARDS

Yards	Game
513	vs. 10/21/12
466	@ 12/2/07
449	@ 12/6/87
439	@ 12/27/09
420	vs. 10/16/11

NET YARDS RUSHING

Yards	Game
187	@ 10/8/06
183	vs. 12/28/14
176	@ 12/27/09
172	@ 12/2/07
169	vs. 12/19/04

NET YARDS PASSING

Yards	Game
411	vs. 10/21/12
352	@ 12/6/87
319	@ 12/16/12
303	vs. 10/16/11
296	vs. 11/2/03

RUSHING TOUCHDOWNS

Number	Game
2	4 times, last vs. 9/16/07
1	17 times, last vs. 12/24/16

PASSING TOUCHDOWNS

Number	Game
3	3 times, last vs. 10/21/12
2	17 times, last @ 12/24/16
1	22 times, last vs. 12/13/15

CONNECTIONS

FORMER BUCCANEERS

- Saints Assistant Special Teams Coach **Kevin O'Dea** served as the special teams coordinator in Tampa Bay in 2014-15 and previously coached with the team from 1996-2001.
- Director of Player Engagement **Fred McAfee** played for the Buccaneers in 1999.

FORMER SAINTS

- Buccaneers Defensive Backs Coach **Brett Maxie** played nine seasons with the Saints (1985-93).
- Buccaneers Assistant Defensive Line Coach **Paul Spicer** played for the New Orleans Saints during their Super Bowl season in 2009.
- Buccaneers QB **Ryan Griffin** spent two seasons in New Orleans (2013-14).
- Buccaneers DE **Darryl Tapp** played for New Orleans in 2016.

COACHING CONNECTIONS

- Buccaneers Offensive Line Coach **George Warhop** and Saints Head Coach **Sean Payton** coached together in Dallas (2003-04).
- Buccaneers Defensive Backs Coach **Brett Maxie** (2003-06) coached alongside Saints Defensive Coordinator **Dennis Allen** (2002-05) and Quarterbacks Coach **Joe Lombardi** in Atlanta (2003-05).
- Buccaneers Head Coach **Dirk Koetter**, Defensive Coordinator **Mike Smith** and Assistant Wide Receivers Coach/Game Management Coach **Andrew Weidinger** coached alongside Saints Linebackers Coach **Mike Nolan** in Atlanta (2012-14). **Smith** and **Nolan** coached together in Baltimore (2001-02).
- **George Warhop** was on **Nolan's** coaching staff when Nolan was the head coach in San Francisco (2005-08).
- Saints Secondary Coach **Aaron Glenn** played for the Jacksonville Jaguars in 2007 while **Dirk Koetter** was the offensive coordinator there and **Mike Smith** held his same role with the Jaguars.
- Buccaneers Assistant Defensive Line Coach **Paul Spicer** played with **Glenn** while they were members of the Jaguars in 2007.
- Buccaneers Secondary Coach **Jon Hoke** coached alongside Saints Assistant Offensive Line Coach **Brendan Nugent** (2013-14) and Assistant Special Teams Coach **Kevin O'Dea** (2011-12) in Chicago.

PLAYER/COACH CONNECTIONS

- Buccaneers Assistant Special Teams Coach **Carlos Polk** and Saints QB **Drew Brees** were teammates with the San Diego Chargers (2001-05).
- Buccaneers DE **Robert Ayers** played for Saints Defensive Coordinator **Dennis Allen** in Denver (2011).
- Buccaneers QB **Ryan Griffin** was in his final season at Tulane when Saints Senior Offensive Assistant/Wide Receivers Coach **Curtis Johnson** was the head coach of the Green Wave.

LOUISIANA TIES

- Buccaneers Offensive Coordinator **Todd Monken** worked as the running backs and wide receivers coach at Louisiana Tech and later as the passing game coordinator and wide receivers coach for Louisiana State.
- Buccaneers Special Teams Coordinator **Nate Kaczor** spent time as the tight ends coach (2006) and later the co-offensive coordinator (2007) for Louisiana-Monroe.
- Buccaneers College Scout **Tony Kinkela** worked as the director of football operations for Tulane University for three seasons (2006-08).
- Buccaneers LB **Kwon Alexander** played collegiately at Louisiana State.
- Buccaneers LB **Kendell Beckwith** is a native of Clinton and played collegiately at Louisiana State.
- Buccaneers T **Demar Dotson** is a native of Alexandria.
- Buccaneers QB **Ryan Griffin** played collegiately at Tulane.

FLORIDA TIES

- Saints Senior Offensive Assistant/Wide Receivers Coach **Curtis Johnson** was the wide receivers coach at Miami.
- Saints DE **Trey Hendrickson** is a native of Apopka and played collegiately at Florida Atlantic.
- Saints WR **Tommy Lee Lewis** is a native of Palm Beach.
- Saints DE **Al-Quadin Muhammad** played collegiately at Miami.
- Saints WR **Willie Snead** is a native of Belle Glade.
- Saints CB **P.J. Williams** is a native of Ocala and played collegiately at Florida State.

CONNECTIONS

HEAD TO HEAD

FORMER NFL TEAMMATES

- Buccaneers G.J.R. Sweezy (2012-15) and DT Clinton McDonald (2011-13) were teammates with Saints C Max Unger (2009-14) in Seattle.
- Buccaneers WR DeSean Jackson (2014-16) and DT Chris Baker (2011-16) were teammates with Saints G Josh LeRibeus (2012-15) in Washington.
- Buccaneers CB Robert McClain (2010, 2015-16) and LB Adarius Glanton (2014) were teammates with Saints WR Ted Ginn Jr. (2013, 2015-16) and LB A.J. Klein (2013-16) in Carolina. McClain also played alongside Saints LB Manti Te'o in San Diego (2016).
- Buccaneers S T.J. Ward and Saints LB Craig Robertson were teammates in Cleveland (2012-13).
- Buccaneers DE Robert Ayers and Saints S Rafael Bush were teammates in Denver (2011).
- Buccaneers OL Evan Smith and Saints CB Chris Banjo were teammates in Green Bay (2013).
- Buccaneers DB Josh Robinson (2012-15) played alongside Bills LB Gerald Hodges (2013-15) and RB Zach Line (2013-16) in Minnesota.

FORMER COLLEGE TEAMMATES

- Buccaneers WR Mike Evans (2011-13) and S Justin Evans (2015-16) were teammates with Saints CB De'Vante Harris (2012-15) at Texas A&M.
- Buccaneers QB Jameis Winston and Saints CB P.J. Williams were teammates at Florida State (2012-14).
- Buccaneers T Donovan Smith (2011-14) and DT Chris Baker (2006-07) and Saints LB Gerald Hodges (2009-12) and LB Nathan Stupar (2007-10) all played at Penn State.
- Buccaneers S Chris Conte (2007-10) and P Bryan Anger (2007-11) were teammates with Saints DE Cameron Jordan (2007-10) at California.
- Buccaneers S T.J. Ward and Saints C Max Unger were teammates at Oregon (2005-09).
- Buccaneers LB Adarius Glanton and Saints DE Trey Hendrickson were teammates at Florida Atlantic (2013).

New Orleans leads 31-19 (Regular Season)

Season	Result	Site
1977	W, 33-14	New Orleans
1978	L, 17-10	Tampa
1979	L, 42-14	Tampa
1981	W, 31-14	New Orleans
1982	W, 13-10	New Orleans
1983	L, 24-21	Tampa
1984	L, 17-13	New Orleans
1985	L, 20-13	New Orleans
1986	L, 38-7	New Orleans
1987	L, 44-34	New Orleans
1988	L, 13-9	New Orleans
1989	W, 20-10	Tampa
1990	L, 35-7	New Orleans
1991	L, 23-7	New Orleans
1992	L, 23-21	New Orleans
1994	L, 9-7	Tampa
1996	W, 13-7	Tampa
1998	L, 9-3	New Orleans
1999	W, 31-16	New Orleans
2001	W, 48-21	Tampa
2002	L, 26-20*	Tampa
	L, 23-20	New Orleans
2003	L, 17-14	Tampa
	W, 14-7	New Orleans
2004	W, 20-17	New Orleans
	L, 21-17	Tampa
2005	W, 10-3	Baton Rouge
	W, 27-13	Tampa
2006	L, 24-21	New Orleans
	L, 31-14	Tampa
2007	W, 31-14	Tampa
	W, 27-23	New Orleans
2008	L, 24-20	New Orleans
	W, 23-20	Tampa
2009	L, 38-7	Tampa
	W, 20-17*	New Orleans
2010	L, 31-6	Tampa
	W, 23-13	New Orleans
2011	W, 26-20	Tampa
	L, 27-16	New Orleans
2012	L, 35-28	Tampa
	L, 41-0	New Orleans
2013	L, 16-14	Tampa
	L, 42-17	New Orleans
2014	L, 37-31*	New Orleans
	L, 23-20	Tampa
2015	W, 26-19	New Orleans
	L, 24-17	Tampa
2016	W, 16-11	Tampa
	L, 31-24	New Orleans

*Overtime



Dirk Koetter was named the 11th head coach in franchise history on January 15, 2016, after serving as offensive coordinator in 2015.

In his first season as an NFL head coach, Koetter led Tampa Bay to a 9-7 record, the team's most wins since 2010 and the second-most wins by any coach in their first season with the Buccaneers (Jon Gruden – 12).

Over the past two seasons, Koetter has helped guide the Buccaneers to one of the NFL's top offenses, ranking ninth in yards per game (361.1), having the sixth-highest third-down conversion rate (42.8 pct.) and totaling the sixth-most first downs (676) during that timeframe. The Buccaneers set a franchise record for third-down conversion rate in 2016 at 43.9 pct. Tampa Bay has posted consecutive seasons with at least 5,500 yards of offense for the first time in franchise history. The team has scored at least 340 points in each of the past two seasons, the first time they have reached that mark in back-to-back years. After scoring 342 points (sixth-most in team history) and 37 touchdowns (ninth-most) in 2015, the Buccaneers increased those numbers in 2016, scoring 354 points (fourth-most) and 41 touchdowns (third-most).

In 2016, Koetter continued to help with the development of quarterback Jameis Winston, who set single-season franchise records for passing yards (4,090) and passing touchdowns (28). Winston became the youngest player to throw for 50 touchdowns in NFL history and the first player in league history to throw for at least 4,000 yards in each of his first two seasons. Winston has the second-most passing yards by any player through their first two seasons and the fifth-most passing touchdowns.

Much of Winston's success came from throwing to wide receiver Mike Evans, who earned his first career Pro Bowl nod after recording 96 catches for 1,321 yards and 12 touchdowns. His 12 touchdown receptions tied Evans' own franchise record and tied for the second-most in the NFL in 2016, while his 1,321 receiving yards were the third-most in a season in team history and the fourth-most in the league last year. Evans' 96 receptions are the second-most ever by a Buccaneer and ranked sixth in the NFL last season.

The 2016 season also saw a breakout performance from tight end Cameron Brate, who tied for the NFL lead in touchdown catches by a tight end, with eight, which matched the highest mark ever by a Buccaneers tight end (Jimmie Giles, 1985). Brate was second on the team in both receptions (57) and receiving yards (660), both of which ranked in the top 10 in Buccaneers history for tight ends.

Koetter's first season also saw a defensive improvement, with the Buccaneer recording 29 takeaways, the third-highest mark in the NFL and an improvement from 23 the previous season. After allowing 26.1 points per game in 2015 (26th in the league), the 2016 team allowed only 23.1 points per game (15th in the league). Tampa Bay punter Bryan Anger also had the best punting season in team history in 2016, setting franchise records for punts inside the 20 (37 – tied for the third-most in the NFL) and net punting average (42.7, the fourth-best mark in the NFL).

In his first season with Tampa Bay (2015), Koetter helped pilot one of the most successful offenses in the NFL and one of the best in team history. The team set the franchise records for total yards (6,014 – 357.0 per game), while posting the second-most rushing yards (2,162 – 135.1 per game), the then-second-most passing yards (3,852 – 240.8 per game), along with the then-fifth-most total points (342 – 21.4 per game). Tampa Bay ranked fifth in the NFL in yards per game (375.9), fifth in rushing yards per game (135.1) and second in the league in rush average (4.75). It marked the first time in franchise history that the Buccaneers have finished in the top five in total offense.

Much of Tampa Bay's offensive success in 2015 came at the hands of rookie quarterback Jameis Winston, who accounted for 28 total touchdowns (22 passing, six rushing). Koetter also helped guide Winston to 4,042 passing yards, which were the second-most in a single season in team history and the third-most by a rookie in NFL history. Winston's 22 passing touchdowns were tied for the fourth-most in a single season in team history and the fourth-most by a rookie in NFL history. His six rushing touchdowns and 28 combined touchdowns were the most in a single season by a Buccaneers quarterback, while his 28 total touchdowns were tied for the third-most by a rookie in NFL history.

Prior to Koetter's arrival, the Buccaneers ranked 29th in rushing and tied for 29th in sacks allowed in 2014. In 2015, under Koetter's guidance, the unit completed an impressive turnaround. Despite starting two rookies on the offensive line, Tampa Bay still managed to block for the NFL's second-leading rusher (Doug Martin – 1,402 yards) and tied for the fourth-fewest sacks in the league. While Martin was a large part of the team's success running the ball, he was aided by running back Charles Sims, who totaled 1,090 scrimmage yards (107 rushes for 529 yards, 51 catches for 561 yards). Sims averaged 6.9 yards per touch, the most by any player in the NFL with at least 150 touches since 2011 (Darren Sproles in 2011, 7.6 avg.). Martin and Sims' combined 2,566 yards from scrimmage were the most by a running back duo in the NFL in 2015 and set a franchise record for backfield teammates.

Koetter also played a key role in revamping the Buccaneers' passing game. Part of the team's success passing the ball came from targeting top wide receiver Mike Evans, who caught 74 passes for 1,206 yards. His 1,206 yards are the seventh-most in a single season in team history and stood as the 11th-most in the league in 2015. Sims' 561 receiving yards were the fourth-most by a running back in the NFL in 2015, while his four receiving touchdowns set a franchise record and tied for the second-most in the league by a running back.

DIRK KOETTER

Koetter joined the Buccaneers after three seasons working as the offensive coordinator for the Atlanta Falcons (2012-14). During his three seasons with Atlanta, the team cumulatively ranked second in the NFL in completion percentage (67.4), third in third-down conversion percentage (44.1), fourth in passing yards (277.2 per game), ninth in passing touchdowns (86), ninth in passer rating (93.9), 10th in points (24.0 per game) and 10th in total yardage (363.5 per game), while posting the second-fewest penalties (243) and penalty yards (2,043), seventh-fewest turnovers (69) and the ninth-lowest interception percentage (2.4) in the league. Koetter was part of the Falcons staff that went 13-3 in 2012 and played in the NFC Championship Game.

Under Koetter, Falcons quarterback Matt Ryan posted three of the four highest passing yardage seasons in franchise history to that point, as well as three of the five highest completion percentage seasons. In 2012, Ryan set then-franchise records and personal bests in passing yards (4,719), completion percentage (68.6) and passing touchdowns (32), while recording the second-highest passer rating mark in Falcons history (99.1). Atlanta wide receivers also flourished under Koetter, with Julio Jones setting a then-franchise record and ranking third in the NFL in receiving yards in 2014 with 1,593 yards. In those three seasons, the Falcons had a different player lead the team in receiving yards each season (Roddy White, 2012; Harry Douglas, 2013; Jones, 2014).

While Koetter was in charge of the Falcons' offense, he coached three players to Pro Bowl appearances (Julio Jones, 2012, 2014; Tony Gonzalez, 2012-13; Matt Ryan, 2012), with Gonzalez earning first-team All-Pro honors in 2012. In his first season with Koetter in 2012, Gonzalez set a franchise record for receiving yards by a tight end, recording 93 catches for 930 yards – the most he had recorded in either category since 2008. That same season, Jones and White combined for 2,549 receiving yards, the most by a duo in the NFL.

Prior to joining the Falcons, Koetter spent five seasons as the offensive coordinator of the Jacksonville Jaguars (2007-11). In his five years with the Jaguars, the team cumulatively ranked third in the NFL in rushing yards (132.0 per game) and sixth in rushing average (4.41). Koetter's Jacksonville offenses also showed a penchant for taking care of the football, tallying the seventh-fewest turnovers in the league during that time.

Koetter had immediate success in Jacksonville, with his 2007 team setting franchise records in points (25.7 per game, sixth in the NFL) and total offense (357 yards per game, seventh in the NFL). In his first season as the starter, quarterback David Garrard ranked third in the NFL and set a franchise record in passer rating (102.2), throwing a league-low three interceptions, while leading the team to a Wild Card playoff berth and a win over the Pittsburgh Steelers. In 2008, Garrard threw for a career-best 3,620 yards and in 2010 he tossed 23 touchdowns, a career high and a franchise record.

While with the Jaguars, Koetter coached four different players to six Pro Bowl selections, including running back Maurice Jones-Drew, who earned three trips to the Pro Bowl and led the NFL in rushing in 2010 en route to earning an All-Pro selection. Koetter also helped tight end Mercedes Lewis earn a Pro Bowl berth following the 2010 season, when Lewis caught 10 touchdown passes, then tied for the most in a season in Jaguars history.

Before joining the Jaguars, Koetter spent 22 years at the collegiate level, the final six as the head coach at Arizona State (2001-06). In his six seasons with the Sun Devils, Koetter led the team to four bowl games, posting a 40-34 record. Working as both the head coach and offensive coordinator, he helped Arizona State average nearly 30 points per game over six seasons, while ranking in the top 20 in the nation in passing offense in five of his six years. In addition, five of the six Sun Devil teams during Koetter's tenure produced a 1,000-yard receiver and quarterbacks that threw for 20 or more touchdowns in five of six seasons.

Koetter's first head coaching opportunity came at Boise State, where he spent three seasons (1998-2000), finishing with a 26-10 record and two consecutive bowl wins. He was a two-time Big West Coach of the Year and two-time conference champion.

A native of Pocatello, Idaho, Koetter played collegiately at Idaho State (1978-81), helping his team to a Division I-AA national championship as a senior. He graduated with a bachelor's degree in physical education and earned a master's in athletic administration a year later. After getting his master's, he became the head coach at Highland (Idaho) High School, where he worked from 1983-84, going 19-4 and winning the 1984 state championship.

In 1985, Koetter worked as the offensive coordinator at San Francisco State and from 1986-88 was the offensive coordinator and quarterbacks coach at the University of Texas El-Paso. He then served as offensive coordinator/quarterbacks coach at Missouri from 1989-93 and offensive coordinator at Boston College (1994-95) and Oregon (1996-97).

Koetter, 58, and his wife, Kim, have two daughters, Kaylee and Kendra, and two sons, Derek and Davis.

DIRK KOETTER COACHING CAPSULE

Coaching Years in NFL: 11th year (2nd as Head Coach)

Buccaneers Head Coach: 2nd year

Regular Season Record: 11-12 (.478)

Postseason Record: 0-0 (N/A)

ASSISTANT COACHES

OFFENSE



Offensive Coordinator/Wide Receivers Coach **Todd Monken**

- **Experience:** 6th Year NFL, 2nd Year Buccaneers
- **Notes:** Tampa Bay averaged 346.4 yards per game in 2016, the third-highest mark in team history, while scoring 22.1 points per game, the fourth-most in team history.
- **Gameday Location:** Field



Quarterbacks Coach **Mike Bajakian**

- **Experience:** 6th Year NFL, 3rd Year Buccaneers
- **Notes:** QB Jameis Winston set single-season franchise records in passing yards (4,090) and passing touchdowns (28) in 2016.
- **Gameday Location:** Field



Assistant Offensive Line **Butch Barry**

- **Experience:** 3rd Year NFL, 3rd Year Buccaneers
- **Notes:** Helped coach a unit that saw second-year players guard Ali Marpet and tackle Donovan Smith each play every single snap for the Buccaneers in 2016.
- **Gameday Location:** Coaching Booth



Offensive Assistant **Skyler Fulton**

- **Experience:** 1st Year NFL, 1st Year Buccaneers
- **Notes:** Fulton, who worked with the Buccaneers in the 2016 preseason and during the final weeks of the regular season, is in his first full season as a coach with the team.
- **Gameday Location:** Field



Offensive Quality Control **Zack Grossi**

- **Experience:** 4th Year NFL, 4th Year Buccaneers
- **Notes:** After spending time with the personnel department (2014-15) and as assistant to the head coach (2016), Grossi is in his first season as offensive quality control.
- **Gameday Location:** Coaching Booth



Running Backs Coach **Tim Spencer**

- **Experience:** 13th Year NFL, 4th Year Buccaneers
- **Notes:** Helped coach Jacquizz Rodgers to a career-high and team-leading 560 rushing yards, including his first two career 100-yard games, in 2016.
- **Gameday Location:** Field



Tight Ends Coach **Ben Steele**


- **Experience:** 5th Year NFL, 4th Year Buccaneers
- **Notes:** In his first season as the tight ends coach in 2017, after spending the previous three seasons as offensive quality control with the Buccaneers.
- **Gameday Location:** Field

OFFENSE (CONT.)



Run Game Coordinator/Offensive Line Coach **George Warhop**

- **Experience:** 22nd Year NFL, 4th Year Buccaneers
- **Notes:** Helped coach an offense that converted a franchise-record 43.9 percent of third-down attempts, the sixth-highest mark in the NFL in 2016.
- **Gameday Location:** Field



Asst. Wide Receivers Coach/Game Management **Andrew Weidinger**


- **Experience:** 10th Year NFL, 2nd Year Buccaneers
- **Notes:** WR Mike Evans had career highs in receptions (96), receiving yards (1,321) and receiving touchdowns (12), earning his first career Pro Bowl selection in 2016.
- **Gameday Location:** Coaching Booth

DEFENSE




Defensive Coordinator **Mike Smith**

- **Experience:** 18th Year NFL, 2nd Year Buccaneers
- **Notes:** Forced 29 takeaways last season, the third-highest mark in the NFL, including 17 interceptions, the fourth-most in the league in 2016.
- **Gameday Location:** Coaching Booth



Defensive Quality Control **Dave Borgonzi**

- **Experience:** 7th Year NFL, 4th Year Buccaneers
- **Notes:** Assisted a Buccaneers' defense that held opponents to a league-low 34.4 percent third-down conversion rate, the best mark by a Buccaneers defense since 2003.
- **Gameday Location:** Coaching Booth



Defensive Assistant **Danny Breyer**

- **Experience:** 3rd Year NFL, 2nd Year Buccaneers
- **Notes:** Breyer spent the 2016 season as a football analytics assistant. He is in his first season as a defensive assistant in 2017.
- **Gameday Location:** Field



Linebackers Coach **Mark Duffner**

- **Experience:** 21st Year NFL, 2nd Year Buccaneers
- **Notes:** LB Lavonte David was voted as a Pro Bowl alternate, while tying for the NFL lead in tackles for loss, with 17 in 2016.
- **Gameday Location:** Field



Defensive Line Coach **Jay Hayes**

- **Experience:** 19th Year NFL, 2nd Year Buccaneers
- **Notes:** DT Gerald McCoy earned his fifth consecutive Pro Bowl selection after recording a team-leading 7.0 sack, the fourth-most in the NFL among defensive tackles in 2016.
- **Gameday Location:** Field

ASSISTANT COACHES (CONT.)

DEFENSE (CONT.)



Secondary Coach **Jon Hoke**

- **Experience:** 15th Year NFL, 2nd Year Buccaneers
- **Notes:** Tampa Bay's secondary was responsible for 14 of the team's 17 interceptions, with CB Brent Grimes and S Keith Tandy tying for the team lead in interceptions with four in 2016.
- **Gameday Location:** Field



Defensive Backs Coach **Brett Maxie**

- **Experience:** 17th Year NFL, 2nd Year Buccaneers
- **Notes:** CB Brent Grimes was named a Pro Bowl alternate in 2016, after leading the NFL in passes defended, with 24.
- **Gameday Location:** Coaching Booth



Assistant Defensive Line Coach **Paul Spicer**


- **Experience:** 5th Year NFL, 3rd Year Buccaneers
- **Notes:** Assisted in the development of rookie DE Noah Spence, who notched 5.5 sacks and three forced fumbles in his debut campaign in 2016.
- **Gameday Location:** Coaches Booth

SPECIAL TEAMS



Special Teams Coordinator **Nate Kaczor**

- **Experience:** 9th Year NFL, 1st Year Buccaneers
- **Notes:** P Bryan Anger set Buccaneers records for both punts inside the 20 (37) and net punting average (42.7) in 2016.
- **Gameday Location:** Field



Assistant Special Teams Coach **Carlos Polk**

- **Experience:** 8th Year NFL, 4th Year Buccaneers
- **Notes:** During Polk's first three seasons as assistant special teams coach (2014-16), Tampa Bay has allowed only 5.5 yards per punt return, the lowest mark in the league during that time.
- **Gameday Location:** Field

ACTIVE ROSTER BREAKDOWN

Oldest Buccaneer: QB Ryan Fitzpatrick, 34, born 11/24/1982
Youngest Buccaneer: WR Chris Godwin, 21, born 2/27/1996
Tallest Buccaneer: T Demar Dotson, 6-9
Shortest Buccaneers: RB Jacquizz Rodgers, 5-6
Heaviest Buccaneer: DT Sealver Siliga, 345
Lightest Buccaneer: WR DeSean Jackson, WR Bernard Reedy, 175
Most Seasons as a Buccaneer: T Demar Dotson, 9, joined in 2009
Most NFL Seasons: 13: QB Ryan Fitzpatrick

Former First-Round Picks: 8, R. Ayers (18th), M. Evans (7th), V. Hargreaves III (11th), O.J. Howard (19th), D. Martin (31st), G. McCoy (3rd), J. Winston (1st)

Former Pro Bowlers: 8: M. Evans, B. Grimes, L. David, D. Jackson, D. Martin, G. McCoy, T.J. Ward, J. Winston

Buccaneers with SB Exp.: 7:
 R. Ayers (XLIX w/DEN); R. McClain (50 w/CAR);
 C. McDonald (XLVIII w/SEA); S. Siliga (XLIX w/NE);
 E. Smith (XLV w/GB); J.R. Sweezy (XLVIII & XLIX w/SEA)
 T.J. Ward (50 w/DEN)

College With Most Buccaneers:
 California, Florida State & West Virginia tied, 3 each

Conference With Most Buccaneers: SEC, 9:
 Alabama (O.J. Howard), Auburn (Peyton Barber),
 Florida (Vernon Hargreaves), LSU (Kwon Alexander, Kendall Beckwith),
 Tennessee (Robert Ayers, Luke Stocker),
 Texas A&M (Justin Evans, Mike Evans)

Buccaneers not from Division I: 4
 TE Antony Auclair (Laval); CB Brent Grimes (Shippensburg);
 G Ali Marpet (Hobart); T Leonard Wester (Missouri Western)

State that produced most Buccaneers: California & Florida
 8 each

TEAM CAPTAINS

Offense

Mike Evans (1st year)
 Jameis Winston (2nd year)

Defense

Kwon Alexander (1st year)
 Lavonte David (4th year)
 Gerald McCoy (6th year)

Special Teams

Josh Robinson (1st year)

SEAN PAYTON



Since he was hired as head coach of the New Orleans Saints in 2006, Sean Payton has established himself as one of the most successful coaches in the NFL. Since coming to New Orleans, Payton has led the Saints to five playoff berths, three NFC South division titles and the franchise's first World Championship with a 31-17 win over the Indianapolis Colts in Super Bowl XLIV.

Entering 2017, Payton had a 100-70 overall record (.588), including a 6-4 postseason mark (.600) after the franchise had won only one playoff game prior to his arrival. Throughout his tenure, Payton holds the franchise's top win total and winning percentage.

Payton is one of just six active coaches to lead a team to a Super Bowl victory. The others are New England's Bill Belichick, Seattle's Pete Carroll, Baltimore's John Harbaugh, Green Bay's Mike McCarthy and Pittsburgh's Mike Tomlin.

Payton has presided over the NFL's most prolific offense since his arrival, leading the league in net yards per game in 2006, 2008, 2009, 2011, 2014 and 2016 and finishing first in scoring in 2008 and 2009.

Payton was hired as the 14th head coach in Saints history on Jan. 18, 2006 after serving as a member of the Dallas Cowboys coaching staff from 2003-05 under 2013 Pro Football Hall of Fame inductee Bill Parcells. Prior to his final season with the Cowboys, Payton was promoted to assistant head coach/passing game coordinator and was responsible for the team's play-calling after serving as assistant head coach/quarterbacks from 2003-04.

Payton went to Dallas following four years with the New York Giants (1999-2002), the last three as offensive coordinator after spending his first season as quarterbacks coach.

Payton wrapped two coaching stints at San Diego State University (1988-89 and 1992-93) around a stop at Indiana State (1990-91). During his second stretch with the Aztecs, Payton was running backs coach, working with Heisman Trophy runner-up Marshall Faulk before becoming quarterbacks coach.

Following the 1993 season, Payton moved to Miami (Ohio) (1994-95) where he was quarterbacks coach. He spent 1996 as quarterbacks coach at Illinois before entering the NFL with Philadelphia.

Payton earned a bachelor's degree in communications at Eastern Illinois, where as a quarterback he had 10,665 passing yards, then the third-highest total in NCAA Division I-AA history. The three-time AP All-American selection had professional stints with Chicago of the Arena Football League, Ottawa of the Canadian Football League and the Chicago Bears in 1987. Payton was inducted into the Eastern Illinois Hall of Fame in September of 2000 and had his jersey retired in a ceremony in September of 2010. He received an honorary doctorate from his alma mater in 2013.

Payton was born Dec. 29, 1963 in San Mateo, Calif., and raised in Naperville, Ill., Payton has a daughter, Meghan and a son, Connor.

SEAN PAYTON COACHING CAPSULE

Coaching Years in NFL: 20th year (11th as Head Coach)
Saints Head Coach: 11th year
Regular Season Record: 99-68 (.593)
Postseason Record: 6-4 (.600)

NEW ORLEANS ASSISTANT COACHES

Assistant Coaches

Defensive Coordinator	Dennis Allen
Special Teams Coordinator	Bradford Banta
Offensive Assistant	Joseph Brady
Asst. Strength & Conditioning	Charles Byrd
Asst. Head Coach/Tight Ends	Dan Campbell
Offensive Coordinator	Pete Carmichael
Asst. Wide Receivers	Ronald Curry
Head Strength & Conditioning	Dan Dalrymple
Senior Defensive Assistant	Peter Giunta
Secondary	Aaron Glenn
Defensive Assistant	Michael Hodges
Senior Offensive Assistant/Wide Receivers	Curtis Johnson
Quarterbacks	Joe Lombardi
Defensive Line	Ryan Nielsen
Linebackers	Mike Nolan
Asst. Offensive Line	Brendan Nugent
Asst. Special Teams	Kevin O'Dea
Offensive Line	Dan Roushar
Coaching Assistant	Deuce Schwartz
Running Backs	Joel Thomas
Defensive Assistant	Leigh Torrence
Asst. Strength & Conditioning	Rob Wenning
Pass Rush Specialist	Brian Young

KOETTER/PAYTON MATCH-UP

- Head Coach **Dirk Koetter** is 1-1 against the New Orleans Saints and Head Coach **Sean Payton**.

- Payton is 12-8 all-time against the Buccaneers.

JASON LIGHT

Jason Licht was named the fifth general manager of the Tampa Bay Buccaneers on January 21, 2014. Now in his 22nd NFL season, including one as a coach, Licht has had a proven track record of success. Since joining the Miami Dolphins front office in 1995, teams that Licht has been a part of have won over 53 percent of their games, including eight seasons with double-digit victories, while making nine playoff appearances and winning eight division titles, four conference championships and one Super Bowl title. Below is a breakdown of Licht's Year-by-Year record as a personnel member/coach.

JASON LIGHT - YEAR-BY-YEAR RECORD AS PERSONNEL MEMBER/COACH

Year	Team	W	Pct.	Playoffs	Pct.	Result
1995	Miami	9-7	.563	0-1	0.00	3rd in AFC East, Reached Wild Card Playoffs
1996*	Miami	8-8	.500	0-0	-	4th in AFC East
1998	Carolina	4-12	.250	0-0	-	4th in NFC West
1999	New England	8-8	.500	0-0	-	5th in AFC East
2000	New England	5-11	.313	0-0	-	5th in AFC East
2001	New England	11-5	.688	3-0	1.000	1st in AFC East, Won SB XXXVI
2002	New England	9-7	.563	0-0	-	2nd in AFC East
2003	Philadelphia	12-4	.750	1-1	.500	1st in NFC East, Reached Conference Championship
2004	Philadelphia	13-3	.813	2-1	.666	1st in NFC East, Reached Super Bowl XXIX
2005	Philadelphia	6-10	.375	0-0	-	4th in NFC East
2006	Philadelphia	10-6	.625	1-1	.500	1st in NFC East, Reached Divisional Playoffs
2007	Philadelphia	8-8	.500	0-0	-	4th NFC East
2008	Arizona	9-7	.563	3-1	.750	1st in NFC West, Reached Super Bowl XLIII
2009	New England	10-6	.625	0-1	.000	2nd in AFC East, Reached Wild Card Playoffs
2010	New England	14-2	.875	0-1	.000	1st in AFC East, Reached Divisional Playoffs
2011	New England	13-3	.813	2-1	.666	1st in AFC East, Reached Super Bowl XLVI
2012	Arizona	5-11	.313	0-0	-	4th in NFC West
2013	Arizona	10-6	.625	0-0	-	3rd in NFC West
2014	Tampa Bay	2-14	.125	0-0	-	4th NFC South
2015	Tampa Bay	6-10	.400	0-0	-	4th NFC South
2016	Tampa Bay	9-7	.533	0-0	-	2nd NFC South
2017	Tampa Bay	2-5	.286	0-0	-	
TOTALS		183-160	.534	12-8	.600	9 playoff appearances, 7 Division Championships 4 Conference Championships, 1 Super Bowl Championship

*Licht worked as an offensive assistant/quality control coach for Miami this season.

NOTABLE PLAYERS DRAFTED WITH LIGHT

Below is a list of players who have earned postseason honors after being drafted by a team that Licht worked for:

Name, Pos.	Drafted	Team	Notes
Damien Woody, OL	1999 (1st Rd., 17th overall)	New England Patriots	2002 Pro Bowl, 2x SB Champion (XXXVI, XXXVIII)
Kevin Faulk, RB	1999 (2nd Rd., 46th overall)	New England Patriots	Patriots All-2000s Team, 50th Anniversary Team
Tom Brady, QB	2000 (6th Rd., 199th overall)	New England Patriots	2x NFL MVP, 3x Super Bowl MVP
Richard Seymour, DE	2001 (1st Rd., sixth overall)	New England Patriots	NFL 2000s All-Decade Team, 7x Pro Bowl, 5x All-Pro
Matt Light, T	2001 (2nd Rd., 48th overall)	New England Patriots	3x Pro Bowl, All-Pro (2001)
Shawn Andrews, G	2004 (1st Rd., 16th overall)	Philadelphia Eagles	Eagles 75th Anniversary Team, 3x Pro Bowl, 2x All-Pro
Trent Cole, DE	2005 (5th Rd., 146th overall)	Philadelphia Eagles	2x Pro Bowl, All-Pro (2009), 2x Top 100 Player Choice
DeSean Jackson, WR	2008 (2nd Rd., 49th overall)	Philadelphia Eagles	3x Pro Bowl, PFWA All-NFC & 2nd-Team All-Pro (2009)
Julian Edelman, WR	2009 (7th Rd., 232nd overall)	New England Patriots	SB Champion (XLIX), #91 on Top 100 Players (2015)
Devin McCourty, DB	2010 (1st Rd., 27th overall)	New England Patriots	SB Champion (XLIX), 2x All-Pro, Pro Bowl (2010)
Rob Gronkowski, TE	2010 (2nd Rd., 42nd overall)	New England Patriots	SB Champion (XLIX), 4x Pro Bowl, 4x All-Pro
Nate Solder, T	2011 (1st Rd., 17th overall)	New England Patriots	SB Champion (XLIX), 2011 All-Rookie Selection
Chandler Jones, DE	2012 (1st Rd., 21st overall)	New England Patriots	SB Champion (XLIX), Pro Bowl (2015)
Tyrann Mathieu, DB	2013 (3rd Rd., 69th overall)	Arizona Cardinals	All-Pro & Pro Bowl (2015), PFWA All-Rookie Selection
Mike Evans, WR	2014 (1st Rd., seventh overall)	Tampa Bay Buccaneers	All-Pro & Pro Bowl (2017), PFWA All-Rookie Selection,
Jameis Winston, QB	2015 (1st Rd., first overall)	Tampa Bay Buccaneers	Pro Bowl (2016), PFWA All-Rookie Selection
Donovan Smith, T	2015 (2nd Rd., 34th overall)	Tampa Bay Buccaneers	PFWA All-Rookie Selection
Ali Marpet, G	2015 (2nd Rd., 61st overall)	Tampa Bay Buccaneers	PFWA All-Rookie Selection
Kwon Alexander, LB	2015 (4th Rd., 124th overall)	Tampa Bay Buccaneers	PFWA All-Rookie Selection
Vernon Hargreaves III, CB	2016 (1st Rd., 11th overall)	Tampa Bay Buccaneers	PFWA All-Rookie Selection

NEW FREE AGENTS ON THE 2017 TAMPA BAY BUCCANEERS


2017 NOTABLE FREE AGENTS



DT **Chris Baker** comes to Tampa Bay after spending the past five seasons with the Washington Redskins (2012-16). Prior to his time with Washington, Baker saw time with the Denver Broncos and Miami Dolphins. In his career, Baker has played in 78 regular season games, with 42 starts, totaling 181 tackles (26 for loss), 11.5 sacks, five passes defended, five forced fumbles and two fumble recoveries.

In 2015, Baker earned the Sam Huff Defensive Player of the Year award from the Washington Redskins Alumni Association after posting career highs in sacks (6.0), quarterback hits (17), tackles for loss (10), forced fumbles (three) and fumble recoveries (two).

Per Stats, Inc., Baker has 64.5 combined quarterback knockdowns and hurries over the past two seasons. Dating back to 2015, Baker is one of six NFL players to post 100+ tackles, 9+ sacks, and 5+ forced fumbles, joining Khalil Mack, Von Miller, Carlos Dunlap, Melvin Ingram and Brandon Graham.



WR **DeSean Jackson** comes to Tampa Bay after spending the past three seasons with the Washington Redskins (2014-16). Prior to his time with Washington, Jackson spent six seasons with the Philadelphia Eagles (2008-13). In his nine-year career, Jackson has started 123-of-126 regular season games played, catching 498 passes for 8,819 yards and 46 touchdowns.

A three-time Pro Bowl selection (2009, 2010, 2013) and a 2009 second-team Associated Press All-Pro selection (kick returner), Jackson's 8,819 receiving yards are the fifth-most since he entered the league in 2008 (Calvin Johnson, Brandon Marshall, Larry Fitzgerald, Andre Johnson). Among players with 100 career games played, Jackson ranks 15th in league annals with a 70.0 receiving yards per game average. A veteran of postseason play, Jackson has also started all seven playoff contests he has played, catching 21 passes for 338 yards and two touchdowns.

Known for his big-play ability, Jackson is one of five players since the 1970 merger to account for 26 career touchdowns of 50+ yards, joining Jerry Rice (36), Randy Moss (29), Terrell Owens (26) and Steve Smith (26). Only Rice (23) has more than Jackson's 22 touchdowns of 60+ yards.

Since 2008, Jackson's 112 receptions of 25+ yards, 37 receptions of 50+ yards and 17.7 yards per reception average (min. 60 career catches) all lead the NFL. The 37 catches of 50+ yards are 14 more than any other player during that span, while his five 1,000-yard receiving seasons and 32 100-yard receiving games are each tied for the fifth-most. Additionally, his per catch averages in 2010 (22.5) and 2014 (20.9) rank second and fourth, respectively, among all single seasons over that nine-year period.

Showcasing his versatility, Jackson has also rushed 61 times for 380 yards (6.2 avg.) and three touchdowns and returned 134 punts for 1,289 yards and four touchdowns. In 2010, Jackson became the first player selected to the Pro Bowl at two different positions in the same year when he was chosen as a wide receiver and a return specialist.




S **T.J. Ward** spent the past three seasons (2014-16) with the Denver Broncos, earning Pro Bowl selections following the 2014 & 2015 seasons. He was also a member of the Broncos' Super Bowl 50 championship team. During his three seasons in Denver, Ward was a lynchpin of one of the most successful defenses in football, with the Broncos ranking first in passing yards allowed per game (203.6), second in yards allowed per game (301.5) and fifth in points allowed per game (19.7).


Ward originally entered the NFL as a second-round pick (38th overall) of the Cleveland Browns in 2010. He spent his first four seasons with Cleveland (2010-13), earning a Pro Bowl selection following the 2013 season, before joining Denver as an unrestricted free agent in 2014. In his career, he has started all 95 regular season games he has played in, totaling 545 tackles (28 for loss), 41 passes defended, 10 forced fumbles, 8.5 sacks, eight interceptions (returned 211 yards, one touchdown) and three fumble recoveries. Ward has also started all four postseason contests he has played in, registering 19 tackles, three passes defended, one fumble recovery and one interception. His postseason interception and fumble recovery each came in Super Bowl 50, helping secure a Broncos victory.

2017 TAMPA BAY BUCCANEERS DRAFT CLASS

2017 DRAFT PICKS



TE **O.J. Howard** was chosen 19th overall out of the University of Alabama, where he started 37-of-57 career games played, including 28 of the final 30 in his collegiate career. He recorded 114 receptions for 1,726 yards and seven touchdowns as a member of the Crimson Tide. In two College Football Playoff National Championship Games against Clemson, Howard totaled nine receptions for 314 yards and three touchdowns, winning the MVP award for his efforts in the 2015 contest. As a senior in 2016, Howard was named first-team All-American by Pro Football Focus and was a third-team selection by the Associated Press, while earning second-team All-SEC honors from both the coaches and the AP. He was a finalist for the John Mackey Award, given annually to the nation's best tight end. A native of Prattville, Alabama, he attended Autauga Academy.



S **Justin Evans** was chosen 50th overall out of the Texas A&M, where he played in 25 games over two seasons (2015-16), totaling 165 tackles, 14 passes defended and five interceptions, while returning 17 kickoffs for 474 yards. In 2016, he led the Aggies with four interceptions, while adding 87 tackles and 10 passes defended, earning second-team All-SEC honors.

Prior to his time at Texas A&M, Evans spent two seasons at Mississippi Gulf Coast Community College, where he tallied 86 tackles, 13 passes defended and six interceptions, with two returned for touchdowns. Evans earned first-team all-conference honors during his final season at Mississippi Gulf Coast.



WR **Chris Godwin** was selected 84th overall out of Penn State, where he was one of the most prolific receivers in school history, finishing seventh in receptions (153), fourth in receiving yards (2,404) and tied for fourth in receiving touchdowns (18). As a true junior in 2016, Godwin started all 14 games for the Nittany Lions, catching 11 touchdown passes, the second-most in a single season in school history, helping him earn third-team All-Big Ten honors from the conference's media and honorable mention All-Big Ten from the conference's coaches.

As a true sophomore (2015), Godwin had a career-high 1,101 receiving yards, the second-most in a single season in Penn State history. He earned second-team All-Big Ten honors from the conference's media and the Associated Press, while earning third-team All-Big Ten honors from the conference's coaches.



LB **Kendell Beckwith** was the second of Tampa Bay's two third-round picks, chosen 107th overall out of Louisiana State. He played in 47 career games, with 29 starts, totaling 263 tackles, 24.5 tackles for loss, eight passes defended, 7.5 sacks, three forced fumbles, one fumble recovery and one interception. As a senior (2016), Beckwith earned third-team All-America honors from the Associated Press and was named first-team All-SEC by the conference's coaches after leading the Tigers and ranking second in the SEC with 9.1 tackles per game.



DT **Stevie Tu'ikolovatu (IR)** was selected 223rd overall out of USC, where he played the 2016 season after transferring from Utah. In his collegiate career, the Salt Lake City, Utah, native played in 38 games, with 14 starts, totaling 89 tackles (nine for loss), four fumble recoveries, three passes defended and two tackles for loss. In his lone season with the Trojans, Tu'ikolovatu was named second-team All-Pac-12 and earned Rose Bowl defensive player of the game honors after leading the team with eight tackles in a win over Penn State.

2017 NFL DRAFT SELECTIONS (6)

RD.	NO.	PLAYER	POS.	HT.	WT.	COLLEGE
1	19	O.J. Howard	TE	6-6	251	Alabama
2	50	Justin Evans	S	6-0	199	Texas A&M
3	84	Chris Godwin	WR	6-1	209	Penn State
3	107	Kendell Beckwith	LB	6-2	243	LSU
5	162	Jeremy McNichols	RB	5-9	214	Boise State
7	223	Stevie Tu'ikolovatu	DT	6-1	320	USC

HONOR ROLL

Below is a look at awards and honors Buccaneers players received for the 2016 season and during the 2017 season:

LB KWON ALEXANDER

- **2017 Pro Bowl Alternate** - Led the NFL with 108 solo tackles and tied for third in the league with 145 total tackles. Added 12 tackles for loss, 3.0 sacks, one interception (returned for a touchdown), one forced fumble, one fumble recovery and seven passes defended. He was the only player in the NFL to register at least 130 tackles, 3.0 sacks, five passes defended and one interception.

P BRYAN ANGER

- **2017 Pro Bowl Alternate** - Ranked fourth in the NFL with a 42.7 net punting average and tied for third with 37 punts inside the 20, both of which set Buccaneers franchise records.
- **NFC Special Teams Player of the Week (Week 17, 2016)** - Placed all five punts inside the 20-yard line, tying a league high and leading the NFC for the week. He also had a net average of 45.8 yards, the third-highest mark in the league, while allowing zero punt return yards.

TE CAM BRATE

- **Pro Football Focus Team of the Week (Week 6 at ARI, 2017)** - Caught six passes for 76 yards and a touchdown, with five of his six receptions going for a first down.

LB LAVONTE DAVID

- **2016 Second-Team All-Pro Selection**
- **2017 Pro Bowl Alternate** - Tied for the league lead with 17 tackles for loss, the most among linebackers. Added 87 tackles, 5.0 sacks, one interception (returned for a touchdown), four passes defended, four forced fumbles and two fumble recoveries. His four forced fumbles tied for seventh in the NFL.
- **Pro Football Focus Team of the Week (Week 2 vs. CHI, 2017)** - Led the game with nine tackles, including one tackle for loss, and recovered a fumble that helped set up a Buccaneers touchdown. PFF credits him with a team-high five "defensive stops" in the game.

T DEMAR DOTSON

- **Pro Football Focus Team of the Week (Week 2 vs. CHI, 2017)** - Part of an offensive line that blocked for 117 rushing yards and, per PFF, did not allow any pass pressures in 35 pass attempts.

WR MIKE EVANS

- **Pro Football Focus Team of the Week (Week 7 at BUF, 2017)** - Caught seven passes for 88 yards and a touchdown, earning a first down on all seven catches, with three coming on third down.
- **2016 Second-Team All-Pro Selection**
- **2017 Pro Bowl Selection** - Tied for second in the NFL in touchdown receptions (12), while recording the fourth-most receiving yards (1,321) and the sixth-most receptions (96). His 12 touchdowns receptions tied for the most in a single season in team history while his 96 receptions ranked second and his 1,321 receiving yards are the third-most in a single season in franchise history.

CB BRENT GRIMES

- **2017 Pro Bowl Alternate** - Led the NFL with 24 passes defended, while adding 57 tackles, one forced fumble and tying for the team lead with four interceptions (one returned for a touchdown).

C ALI MARPET

- **Pro Football Focus Team of the Week (Week 6 at ARI, 2017)** - Part of an offensive line that helped block for 414 yards and only allowed one sack and hurry in 49 pass blocking attempts.

DT GERALD MCCOY

- **2016 Second-Team All-Pro Selection**
- **2017 Pro Bowl Selection** - Recorded 34 tackles (five for loss), 7.0 sacks, three fumble recoveries, two forced fumbles and five passes defended. His 7.0 sacks ranked fourth among all NFL defensive tackles. One of three defensive tackles with seven or more sacks and five or more passes defended (also Calais Campbell and Aaron Donald).
- **Pro Football Focus Team of the Week (Week 4 vs. NYG, 2017)** - Recorded three tackles for loss and one quarterback hit, while PFF credited him with "four total pressures" and "three defensive stops" in the run game.
- **Pro Football Focus 2017 First Quarter All-Pro Team (2017)** - Tied for the most quarterback hits and the second-most tackles for loss by a defensive tackle through the first quarter of the season. PFF ranked him eighth in the NFL in "pass-rush productivity" and credited him with "five stops in run defense," despite having played only three games.

DE NOAH SPENCE

- **NFL Defensive Rookie of the Month (November 2016)** - Recorded 11 tackles, 2.5 sacks and two forced fumbles in November. Two forced fumbles were tied for second-most in NFL, while 2.5 were most among rookies.
- **Pepsi Rookie Of The Week (Week 12 vs. SEA, 2016)** - Totaled five tackles, 1.5 sacks and one forced fumble.

S KEITH TANDY

- **Castrol EDGE Clutch Performer Of The Week (Week 14 vs. NO, 2016)** - Recorded a game-clinching interception with under a minute remaining in Tampa Bay's 16-11 victory over the New Orleans Saints. Tandy also led the Buccaneers with nine tackles and adding three passes defended, including a pass deflection that was intercepted by cornerback Brent Grimes. Tandy's interception against New Orleans was his second consecutive game-winning interception, after doing so in Week 13 against the San Diego Chargers.

QB JAMEIS WINSTON

- **NFC Offensive Player of the Week & FedEx Air Player of the Week (Week 1, 2016)** - Completed 23-of-32 passes (71.9 pct.) for 281 yards and four touchdowns, for a passer rating of 125.1. Ranked third in the league in Week 1 in passer rating, fifth in completion percentage and tied for the NFL lead in passing touchdowns.

FAMOUS JAMEIS

QB **Jameis Winston** was taken first overall by the Tampa Bay Buccaneers and in his first two seasons managed to distinguish himself as one of the top passers in franchise history. In 2016, Winston set team records for both passing touchdowns and passing yards, while helping guide the team to a 9-7 record, only two years after inheriting a team that had gone 2-14.

In his first two seasons, Winston totaled 8,132 passing yards, the second-most ever by a player in their first two seasons, while throwing for 50 touchdowns, the fifth-most ever by a player in their first two seasons.

BUCCANEERS SINGLE SEASON PASSING YARD LEADERS

Rank	Player	Year	Passing Yards
1.	Jameis Winston	2016	4,090
2.	Josh Freeman	2012	4,065
3.	Jameis Winston	2015	4,042
4.	Brad Johnson	2003	3,811
5.	Josh Freeman	2011	3,592
6.	Doug Williams	1981	3,563
7.	Steve DeBerg	1984	3,554
8.	Josh Freeman	2010	3,451
9.	Brad Johnson	2001	3,406
10.	Doug Williams	1980	3,396

BUCCANEERS SINGLE SEASON PASSING TOUCHDOWN LEADERS

Rank	Player	Year	Passing TD
1.	Jameis Winston	2016	28
2.	Josh Freeman	2012	27
3.	Brad Johnson	2003	26
4.	Josh Freeman	2010	25
5.	Brad Johnson	2002	22
5.	Jameis Winston	2015	22
7.	Trent Dilfer	1997	21
7.	Trent Dilfer	1998	21
9.	Brian Griese	2004	20
9.	Vinny Testaverde	1989	20
9.	Doug Williams	1980	20

Winston's 28 touchdown passes in 2016 were tied for the seventh-most in the NFL.

2016 NFL PASSING TOUCHDOWN LEADERS

Rank	Player (Team)	Pass TD
1.	Aaron Rodgers (GB)	40
2.	Matt Ryan (ATL)	38
3.	Drew Brees (NO)	37
4.	Philip Rivers (SD)	33
5.	Andrew Luck (IND)	31
6.	Ben Roethlisberger (PIT)	29
7.	Jameis Winston (TB)	28
7.	Derek Carr (OAK)	28
7.	Tom Brady (NE)	28
10.	Eli Manning (NYG)	26
10.	Marcus Mariota (TEN)	26
10.	Carson Palmer (ARI)	26

MOST PASSING YARDS BY A PLAYER IN HIS FIRST TWO SEASONS

Rank	Player	Yards
1.	Andrew Luck (IND, 2012-13)	8,196
2.	Jameis Winston (TB, 2015-16)	8,132
3.	Cam Newton (CAR, 2011-12)	7,920
4.	Peyton Manning (IND, 1998-99)	7,874
5.	Blake Bortles (JAC, 2014-15)	7,336
6.	Dan Marino (MIA, 1983-84)	7,294
7.	Derek Carr (OAK, 2014-15)	7,257
8.	Ryan Tannehill (MIA, 2012-13)	7,207
9.	Andy Dalton (CIN, 2011-12)	7,067
10.	Drew Bledsoe (NE, 1993-94)	7,049

MOST TOUCHDOWN PASSES BY A PLAYER IN HIS FIRST TWO SEASONS

Rank	Player	No.
1.	Dan Marino (MIA, 1983-84)	68
2.	Derek Carr (OAK, 2014-15)	53
3.	Peyton Manning (IND, 1998-99)	52
3.	Russell Wilson (SEA, 2012-13)	52
5.	Jameis Winston (TB, 2015-16)	50
6.	Andy Dalton (CIN, 2011-12)	47
7.	Blake Bortles (JAC, 2014-15)	46
7.	Andrew Luck (IND, 2012-13)	46
9.	Marcus Mariota (TEN, 2015-16)	45
10.	Otto Graham (CLE, 1946-47)	42

Against the L.A. Rams in 2016 (9/25/16), Winston threw for a career-high 405 passing yards, the fifth-highest single-game mark in franchise history.

MOST SINGLE-GAME PASSING YARDS - (Team History)

Player	Opponent-Date	Pass Yds
1. Doug Williams	at MIN-11/16/80	486
2. Vinny Testaverde	at IND-10/16/88	469
3. Josh Freeman	vs. NO-10/21/12	420
4. Brian Griese	at CHI-9/21/08	407
5. Jameis Winston	vs. LAR-9/25/16	405

FAMOUS JAMEIS

WINSTON IN BUCCANEERS HISTORY

Despite being in only his third season, Winston is already one of the most accomplished passers in team history, ranking sixth in passing yards and seventh in passing touchdowns in franchise history.

MOST PASSING YARDS (Team History)

Rank	Player	Yards
1.	Vinny Testaverde, 1987-92	14,820
2.	Josh Freeman, 2009-13	13,534
3.	Trent Dilfer, 1994-99	12,969
4.	Doug Williams, 1978-82	12,648
5.	Brad Johnson, 2001-04	10,940
6.	Jameis Winston, 2015-Present	9,985
7.	Steve DeBerg, 1984-87, 1992-93	9,439
8.	Craig Erickson, 1992-94	6,094
9.	Jeff Garcia, 2007-08	5,152
9.	Brian Griese, 2004-08	4,841

MOST PASSING TOUCHDOWNS (Team History)

Rank	Player	TDs
1.	Josh Freeman, 2009-13	80
2.	Vinny Testaverde, 1987-92	77
3.	Doug Williams, 1978-82	73
4.	Trent Dilfer, 1994-99	70
5.	Brad Johnson, 2001-04	64
6.	Steve DeBerg, 1984-87, 1992-93	61
7.	Jameis Winston, 2015-Present	60
8.	Craig Erickson, 1992-94	34
9.	Brian Griese, 2004-08	32
10.	Mike Glennon, 2013-Present	30

JAMEIS AS A ROOKIE VS. ROOKIE QBs

Winston's totals as a rookie year placed him among the all-time NFL rookie leaders in both passing yards and passing touchdowns

NFL ROOKIE PASSING YARD LEADERS - (Since 1970)

Rank	Player (Team)	Year	Passing Yards
1.	Andrew Luck (IND)	2012	4,374
2.	Cam Newton (CAR)	2011	4,051
3.	Jameis Winston (TB)	2015	4,042
4.	Carson Wentz (PHI)	2016	3,782
5.	Peyton Manning (IND)	1998	3,739
6.	Dak Prescott (DAL)	2016	3,667
7.	Sam Bradford (STL)	2010	3,512
8.	Matt Ryan (ATL)	2008	3,440
9.	Andy Dalton (CIN)	2011	3,398
10.	Brandon Weeden (CLE)	2012	3,385

NFL ROOKIE PASSING TOUCHDOWN LEADERS - (Since 1970)

Rank	Player (Team)	Year	Passing TD
1.	Peyton Manning (IND)	1998	26
1.	Russell Wilson (SEA)	2012	26
3.	Andrew Luck (IND)	2012	23
3.	Dak Prescott (DAL)	2016	23
5.	Jameis Winston (TB)	2015	22
6.	Cam Newton (CAR)	2011	21
6.	Derek Carr (OAK)	2014	21
8.	Andy Dalton (CIN)	2011	20
8.	Robert Griffin III (WAS)	2012	20
8.	Dan Marino (MIA)	1983	20

In 2015, Winston had a passer rating of 84.2, which stands as the 11th-highest mark by a rookie quarterback since the 1970 NFL/AFL Merger.

HIGHEST PASSER RATING BY A ROOKIE - (Since 1970, Min. 200 Att.)

Player	Att.	Cmp.	Yds	TD	INT	Rtg.
1. Dak Prescott (DAL)	459	311	3,667	23	4	104.9
2. Deshaun Watson (HOU)	204	126	1,699	19	8	103.0
3. Robert Griffin III (WAS)	393	258	3,200	20	5	102.4
4. Russell Wilson (SEA)	393	252	3,118	26	10	101.5
5. Ben Roethlisberger (PIT)	295	196	2,621	17	11	98.1
6. Dan Marino (MIA)	296	173	2,210	20	6	96.0
7. Marcus Mariota (TEN)	370	230	2,818	19	10	91.5
8. Matt Ryan (ATL)	434	265	3,440	16	11	87.7
9. Teddy Bridgewater (MIN)	402	259	2,919	14	12	85.2
10. Cam Newton (CAR)	517	310	4,051	21	17	84.5
11. Jameis Winston (TB)	535	312	4,042	22	15	84.2

RECORD SETTER

At Philadelphia (11/22/15), Winston threw five touchdown passes, tied for the most by a rookie since the 1970 NFL Merger (DET QB Matthew Stafford, 11/22/09 vs. CLE). His five touchdown passes also matched the franchise record.

MOST SINGLE-GAME PASSING TOUCHDOWNS (Team History)

Player	Opponent-Date	Pass TD
1. QB Steve DeBerg	vs. ATL-9/13/87	5
1. QB Josh Freeman	vs. SEA-12/26/10	5
1. QB Brad Johnson	vs. MIN-11/3/02	5
1. QB Jameis Winston	at PHI-11/22/15	5

FAMOUS JAMEIS

JAMEIS VS. BUCCANEERS ROOKIES

In 2015, Winston not only distinguished himself as one of the top rookie quarterbacks in league history, but as the best rookie quarterback in team history.

MOST TOUCHDOWN PASSES BY BUCCANEERS ROOKIES

Player	Year	Att.	Cmp.	Yds	TD	INT	Rtg.
1. Jameis Winston	2015	535	312	4,042	22	15	84.2
2. Mike Glennon	2013	416	247	2,608	19	9	83.9
3. Josh Freeman	2009	290	158	1,855	10	18	59.8
4. Bruce Gradkowski	2006	328	177	1,661	9	9	65.9
5. Shaun King	1999	146	89	875	7	4	82.4
5. Doug Williams	1978	194	73	1,170	7	8	53.4

At St. Louis, Winston threw for a then career-high 363 yards, the second-most by a rookie in team history and the most by a Buccaneers quarterback since 2012 (Josh Freeman, 372 yards vs. St. Louis, 12/23/12).

MOST SINGLE-GAME PASSING YARDS – (Rookies)

Player	Opponent-Date	Pass Yds
1. Vinny Testaverde	at NO-12/6/87	369
2. Jameis Winston	at STL-12/17/15	363
3. Jameis Winston	at CAR-1/3/16	325
4. Josh Freeman	at CAR-12/6/09	321
5. Doug Williams	vs. MIN-10/1/78	311

Part of Winston's 363 yards were 238 yards in the fourth quarter, the most in any quarter in franchise history and the most by an NFL quarterback in the fourth quarter since 2012 (Eli Manning, 243 passing yards vs. Tampa Bay, 9/16/12). His 238 passing yards were the most in any quarter since Aaron Rodgers in 2014 (242, second quarter vs. Chicago, 11/9)

JAMEIS GOING DEEP

One of Winston's strengths is a willingness to throw the ball down the field, which has helped open up the Buccaneers' passing attack. Since entering the league in 2015, Winston ranks third in the league in pass yards per completion

2015-17 NFL HIGHEST YARDS PER COMPLETION (Min. 300 Att.)

Player (Team)	Cmp.	Yds	Yds/Cmp.
1. Cam Newton (CAR)	732	9,187	12.55
2. Carson Palmer (ARI)	870	10,882	12.51
3. Jameis Winston (TB)	809	9,985	12.34
4. Marcus Mariota (TEN)	616	7,545	12.25
5. Matt Ryan (ATL)	933	11,379	12.20

DUAL THREAT

Winston also rushed for six touchdowns in 2015, the most ever by a Buccaneers quarterback in a single season and through two seasons is tied for the second-most career rushing touchdowns by a quarterback in team history.

MOST RUSHING TOUCHDOWNS BY A QB, SINGLE SEASON (Team History)

Rank	Player	Rush TD
1.	Jameis Winston, 2015	6
2.	Shaun King, 2000	5
2.	Steve Young, 1986	5
4.	Josh Freeman, 2011	4
4.	Doug Williams, 1980	4
4.	Doug Williams, 1981	4

MOST RUSHING TOUCHDOWNS BY A QB (Team History)

Rank	Player	Rush TD
1.	Doug Williams, 1978-82	13
2.	Jameis Winston, 2015-Pres.	7
2.	Steve Young, 1985-86	6
4.	Trent Dilfer, 1994-99	5
4.	Shaun King, 1999-2003	5
4.	Vinny Testaverde, 1987-92	5

2015 NFL MOST RUSHING TOUCHDOWNS BY A QB

Rank	Player (Team)	Rush TD
1.	Cam Newton (CAR)	10
2.	Jameis Winston (TB)	6
3.	Kirk Cousins (WAS)	5
4.	Tyrod Taylor (BUF)	4
4.	Tom Brady (NE)	3
4.	Teddy Bridgewater (MIN)	3
4.	Andy Dalton (CIN)	3
4.	Joe Flacco (BAL)	3

EXCELLENT EVANS

EVANS MAKING HISTORY

Through his first three seasons in the NFL, Buccaneers WR Mike Evans was of the most productive players in the league, ranking among the best starts to a career in NFL history.

EVANS VS. NFL

Since entering the league, Evans has been one of the best receivers in the league, tying for the fourth-most receiving touchdowns and ranking seventh in receiving yards.

MOST RECEIVING TD BY A PLAYER IN HIS FIRST THREE SEASONS (Since 1970 Merger)

Rank	Player	Rec. TD
1.	Randy Moss (MIN, 1998-2000)	43
2.	Jerry Rice (SF, 1985-87)	40
3.	Rob Gronkowski (NE, 2010-12)	38
4.	John Jefferson (SD, 1978-80)	36
5.	Odell Beckham Jr. (NYG, 2014-16)	35
6.	Daryl Turner (SEA, 1984-86)	30
7.	A.J. Green (CIN, 2011-13)	29
8.	Sammy White (MIN, 1976-78)	28
9.	Mike Evans (TB, 2014-16)	27
9.	Dez Bryant (DAL, 2010-12)	27

MOST RECEIVING YARDS BY A PLAYER IN HIS FIRST THREE SEASONS (Since 1970 Merger)

Rank	Player	Yards
1.	Randy Moss (MIN, 1998-2000)	4,163
2.	Odell Beckham Jr. (NYG, 2014-16)	4,078
3.	A.J. Green (CIN, 2011-13)	3,833
4.	Torry Holt (STL, 1999-2001)	3,786
5.	Mike Evans (TB, 2014-16)	3,578
6.	Jerry Rice (SF, 1985-87)	3,575
7.	DeAndre Hopkins (HOU, 2013-15)	3,533
8.	John Jefferson (SD, 1978-80)	3,431
9.	Anquan Boldin (ARI, 2003-05)	3,402
10.	Issac Bruce (LA/STL, 1994-96)	3,391

NFL RECEIVING TOUCHDOWN LEADERS (2014-17)

Rank	Player (Team)	Rec. TD
1.	WR Odell Beckham Jr. (NYG)	38
1.	WR Antonio Brown (PIT)	38
3.	WR Jordy Nelson (GB)	33
4.	WR Mike Evans (TB)	31
4.	WR Dez Bryant (DAL)	31
4.	TE Rob Gronkowski (NE)	31

NFL RECEIVING YARDS LEADERS (2014-17)

Rank	Player (Team)	Rec. Yards
1.	WR Antonio Brown (PIT)	5,651
2.	WR Julio Jones (ATL)	5,413
3.	WR Demaryius Thomas (DEN)	4,461
4.	WR T.Y. Hilton (IND)	4,444
5.	WR Odell Beckham Jr. (NYG)	4,424
6.	WR DeAndre Hopkins (HOU)	4,291
7.	WR Mike Evans (TB)	4,097
8.	WR A.J. Green (CIN)	3,874
9.	WR Emmanuel Sanders (DEN)	3,837
10.	WR Golden Tate (DET)	3,670

EXCELLENT EVANS

EVANS IN 2016

WR **Mike Evans** had his best season yet in 2016, earning a Pro Bowl trip and being named second-team Associated Press All-Pro after tying for the second-most receiving touchdowns in the NFL, recording the fourth-most receiving yards and sixth-most receptions in the league.

Evans had one of the best seasons in Buccaneers history, tying for the most receiving touchdowns in a season in team history while recording the second-most receptions and ranking third in receiving yards.

2016 NFL RECEIVING TOUCHDOWN LEADERS

Rank	Player (Team)	Rec. TD
1.	WR Jordy Nelson (GB)	14
2.	WR Mike Evans (TB)	12
2.	WR Antonio Brown (PIT)	12
2.	WR Davante Adams (GB)	12
5	WR Odell Beckham Jr. (NYG)	10

2016 NFL RECEIVING YARDS LEADERS

Rank	Player (Team)	Rec. Yards
1.	WR T.Y. Hilton (IND)	1,448
2.	WR Julio Jones (ATL)	1,409
3.	WR Odell Beckham Jr. (NYG)	1,367
4.	WR Mike Evans (TB)	1,321
5.	WR Antonio Brown (PIT)	1,284

2016 NFL RECEPTION LEADERS

Rank	Player (Team)	Rec.
1.	WR Larry Fitzgerald (ARI)	107
1.	WR Antonio Brown (PIT)	106
3.	WR Odell Beckham Jr. (NYG)	101
4.	WR Julian Edelman (NE)	98
5.	WR Jordy Nelson (GB)	97
6.	WR Mike Evans (TB)	96
7.	WR Doug Baldwin (SEA)	94
7.	WR Jarvis Landry (MIA)	94
9.	WR Michael Thomas (NO)	92
10.	WR T.Y. Hilton (IND)	91
10.	WR Demaryius Thomas (DEN)	91

MOST RECEIVING TOUCHDOWNS - SINGLE SEASON (Team History)

Rank	Player	TDs
1.	WR Mike Evans, 2014	12
1.	WR Mike Evans, 2016	12
3.	WR Mike Williams, 2010	11
4.	WR Joey Galloway 2005	10
5.	WR Mark Carrier, 1989	9
5.	WR Bruce Hill, 1988	9
5.	WR Kevin House, 1981	9
5.	WR Mike Williams, 2012	9

MOST RECEPTIONS - SINGLE SEASON (Team History)

Rank	Player	Rec.
1.	WR Keyshawn Johnson, 2001	106
2.	WR Mike Evans, 2016	96
3.	WR Mark Carrier, 1989	86
4.	RB James Wilder, 1984	85
5.	WR Keenan McCardell, 2003	84

MOST RECEIVING YARDS - SINGLE SEASON (Team History)

Rank	Player	Yards
1.	WR Mark Carrier, 1989	1,422
2.	WR Vincent Jackson, 2012	1,384
3.	WR Mike Evans, 2016	1,321
4.	WR Joey Galloway, 2005	1,287
5.	WR Keyshawn Johnson, 2001	1,266



EXCELLENT EVANS

EVANS IN BUCCANEERS HISTORY

Only in his fourth season, Evans has already proven himself as one of the best receivers in franchise history, tying for the second-most touchdown receptions in team history and recording the fifth-most receiving yards.

MOST RECEIVING TOUCHDOWNS (Team History)

Rank	Player	TDs
1.	TE Jimmie Giles, 1978-86	34
2.	WR Mike Evans, 2014-Present	31
2.	WR Kevin House, 1980-86	31
4.	WR Joey Galloway, 2004-08	28
5.	WR Mark Carrier, 1987-92	27

MOST RECEIVING YARDS (Team History)

Rank	Player	Yards
1.	WR Mark Carrier, 1987-92	5,018
2.	WR Kevin House, 1980-86	4,928
3.	WR Vincent Jackson, 2012-Present	4,326
4.	TE Jimmie Giles, 1978-86	4,300
5.	WR Mike Evans, 2014-Present	4,097
6.	WR Joey Galloway, 2004-08	3,912
7.	WR Keyshawn Johnson, 2000-03	3,828
8.	RB James Wilder, 1981-89	3,492
9.	WR Gerald Carter, 1981-87	3,443
10.	WR Mike Williams, 2010-13	2,947

STANDOUT GAME

Evans had 209 receiving yards at Washington in his rookie season, the ninth-most by a rookie in a single game since 1960 and the third-most by any player in Buccaneers history.

SINGLE-GAME ROOKIE RECEIVING YARD LEADERS SINCE 1960

Player	Date (Opp.)	Rec.	TD	Yards
1. Jerry Butler (BUF)	9/23/79 (vs. NYJ)	10	4	255
2. Jerry Rice (SF)^	12/9/85 (vs. RAM)	10	1	241
3. Justin Blackmon (JAC)	11/18/12 (at HOU)*	7	1	236
4. Eddie Kennison (STL)	12/15/96 (at ATL)	5	3	226
5. Anquan Boldin (ARI)	9/7/03 (at DET)	10	2	217
6. Mark Carrier (TB)	12/6/87 (at NO)	8	1	212
7. Jackie Smith (STL)^	10/13/63 (vs. PIT)	9	2	212
8. Sammy White (MIN)	11/7/76 (vs. DET)	7	2	210
9. Mike Evans (TB)	11/16/14 (at WAS)	7	2	209
10. Rod Gardner (WAS)	10/21/01 (vs. CAR)*	6	1	208

* Overtime game

^ Inducted into the Pro Football Hall of Fame

MOST RECEIVING YARDS IN A SINGLE GAME (Team History)

Player	Opponent-Date	Receiving Yards
1. Vincent Jackson	vs. NO-10/21/12	216
2. Mark Carrier*	at NO-12/6/87	212
3. Mike Evans*	at WAS-11/16/14	209
4. Antonio Bryant	at CAR-12/8/08	200
5. Kevin House	at OAK-10/18/81	178

EVANS VS. 2014 DRAFT CLASS

The 2014 rookie receiver class was lauded as one of the best in NFL history with 12 rookies recording at least 500 receiving yards, including three with 1,000+ receiving yards. One of those three was Buccaneers wide receiver Mike Evans, whose 1,051 receiving yards and 12 touchdowns announced his presence as a standout wide receiver in the NFL.

Evans has continued his success since then and is proving to be one of the best in a historic class, ranking second in receiving yards and receiving touchdowns, while posting the third-most receptions.

2014 DRAFT CLASS RECEIVING LEADERS (Career)

Player	GP	Rec.	TD	Yards
1. Odell Beckham (NYG)	47	313	38	4,424
2. Mike Evans (TB)	53	277	31	4,097
3. Jarvis Landry (MIA)	55	338	16	3,449
4. Brandin Cooks (NE)	50	248	23	3,424
5. Jordan Matthews (BUF)	52	240	20	2,866
6. Allen Robinson (JAC)	43	202	22	2,848
7. Sammy Watkins (LA)	44	171	19	2,723
8. Allen Hurns (JAC)	49	176	21	2,530
9. Kelvin Benjamin (CAR)	40	168	18	2,424
10. John Brown (ARI)	51	165	16	2,390

Evans has posted 12 100-yard receiving games, the second-most from the draft class

2014 NFL DRAFT CLASS MOST 100-YARD RECEIVING GAMES (Career)

Rank	Player (Team)	100-Yd. Games
1.	WR Odell Beckham Jr. (NYG)	19
2.	WR Mike Evans (TB)	12
3.	WR Sammy Watkins (LA)	11
4.	WR Brandin Cooks (NE)	8
4.	WR Allen Hurns (JAC)	8
4.	WR Jordan Matthews (BUF)	8
4.	WR Allen Robinson (JAC)	8

EXCELLENT EVANS

ROOKIE ROCKSTAR

Evans had 12 receiving touchdowns in 2014, tied for the third-most in a single season by a rookie since the merger.

NFL MOST RECEIVING TOUCHDOWNS IN A SINGLE SEASON (Rookies Since 1970)

Rank	Player	TDs
1.	WR Randy Moss, MIN, 1998	17
2.	WR John Jefferson, SD, 1978	13
3.	WR Mike Evans, TB 2014	12
3.	WR Odell Beckham, NYG 2014	12
5.	WR Mike Williams, TB, 2010	11

Evans' three multi-touchdown games were the most in a single season in franchise history and tied for the fourth-most by a rookie since the merger.

Evans had 1,051 receiving yards as a rookie, the 11th-most in a single season by a rookie since the merger.

NFL MOST RECEIVING YARDS IN A SINGLE SEASON (Rookies Since 1970)

Rank	Player	Yards
1.	WR Anquan Boldin, ARI, 2003	1,377
2.	WR Randy Moss, MIN, 1998	1,313
3.	WR Odell Beckham, NYG 2014	1,305
4.	WR Michael Clayton, TB, 2004	1,193
5.	WR Michael Clayton, NO, 2016	1,137
6.	WR Terry Glenn, NE, 1996	1,132
7.	WR Bill Brooks, IND, 1986	1,131
8.	WR Amari Cooper, OAK, 2015	1,070
9.	WR Ernest Givins, HOU, 1986	1,062
10.	WR A.J. Green, CIN, 2011	1,057
11.	WR Mike Evans, TB 2014	1,051

EVANS VS. BUCCANEERS ROOKIES

Evans had a record-setting rookie season, setting a new franchise record for receiving touchdowns, tying for the most touchdowns from scrimmage by a rookie, while finishing with the second-most receiving yards and receptions by a Buccaneers rookie.

MOST RECEIVING TOUCHDOWNS BY A ROOKIE - (Team History)

Rank	Player, Year	TDs
1.	WR Mike Evans, 2014	12
2.	WR Mike Williams, 2010	11
3.	WR Michael Clayton, 2004	7
4.	WR Kevin House, 1980	5
4.	TE Tim Wright, 2013	5

MOST SCRIMMAGE TOUCHDOWNS BY A ROOKIE - (Team History)

Player, Year	Rec. TD	Rush TD	Total TD
1. WR Mike Evans, 2014	12	0	12
1. RB Doug Martin, 2012	1	11	12
3. WR Mike Williams, 2010	11	0	11
4. RB Lars Tate, 1988	1	7	8
5. WR Michael Clayton, 2004	7	0	7
5. WR Warrick Dunn, 1997	3	4	7
5. RB Errict Rhett, 1994	0	7	7

MOST RECEIVING YARDS BY A ROOKIE - (Team History)

Rank	Player, Year	Yards
1.	WR Michael Clayton, 2004	1,193
2.	WR Mike Evans, 2014	1,051
3.	WR Mike Williams, 2010	964
4.	WR Lawrence Dawsey, 1991	818
5.	WR Horace Copeland, 1993	633

MOST RECEPTIONS BY A ROOKIE - (Team History)

Rank	Player, Year	Rec.
1.	WR Michael Clayton, 2004	80
2.	WR Mike Evans, 2014	68
3.	FB Mike Alstott, 1996	65
3.	WR Mike Williams, 2010	65
5.	WR Lawrence Dawsey, 1991	55

BUCCANEERS ALL-TIME SINGLE GAME ROOKIE RECEIVING YARD LEADERS

Player	Date (Opp.)	Rec.	TD	Yards
1. Mark Carrier	12/6/87 (at NO)	8	1	212
2. Mike Evans	11/16/14 (at WAS)	7	2	209
3. Michael Clayton	12/12/04 (at SD)	9	1	145
4. Michael Clayton	10/18/04 (at STL)	8	0	142
5. Kevin House	12/20/80 (vs. CHI)	3	0	138
6. Mike Evans	11/9/14 (vs. ATL)	7	1	125
7. Mike Evans	11/2/14 (at CLE)	7	2	124
8. Arrelious Benn	12/12/10 (at WAS)	4	0	122
9. Steve Holloway	10/18/1987 (vs. MIN)	8	0	107
10. Warrick Dunn	9/21/97 (vs. MIA)	6	1	106

MAKING BRATE PLAYS

Since the start of the 2016 season, TE **Cameron Brate** has 12 touchdown receptions, the most in the NFL by a tight end during that span and tied for the eighth-most in the league overall.

2016-17 NFL MOST TOUCHDOWN RECEPTIONS - Tight Ends

Rank	Player	Team	TD
1.	Cam Brate	TB	12
2.	Zach Ertz	PHI	10
2.	Jimmy Graham	SEA	10
2.	Hunter Henry	SD	10
2.	Kyle Rudolph	MIN	10

2016-17 NFL MOST TOUCHDOWN RECEPTIONS

Rank	Player	Team	TD
1.	WR Jordy Nelson	GB	20
2.	WR Davante Adams	GB	17
3.	WR Mike Evans	TB	16
4.	WR Antonio Brown	PIT	15
5.	WR Michael Crabtree	OAK	14
6.	WR Odell Beckham Jr.	NYG	13
6.	WR Kenny Stills	MIA	13
8.	TE Cam Brate	TB	12
8.	WR Dez Bryant	DAL	12
10.	WR Brandin Cooks	NE	11
10.	WR DeAndre Hopkins	HOU	11
10.	WR Michael Thomas	NO	11

During that timeframe, Brate has totaled 941 receiving yards, tied for the seventh-most among tight ends.

2016-17 NFL MOST RECEIVING YARDS - Tight Ends

Rank	Player	Team	Yds
1.	Travis Kelce	KC	1,681
2.	Zach Ertz	PHI	1,344
3.	Jimmy Graham	SEA	1,192
4.	Delanie Walker	TEN	1,124
5.	Kyle Rudolph	MIN	1,111
6.	Greg Olsen	CAR	1,101
7.	Cam Brate	TB	1,065
8.	Rob Gronkowski	NE	1,049
9.	Jason Witten	DAL	987
10.	Jack Doyle	IND	962

BRATE IN BUCS HISTORY

Brate had one of the best seasons ever by a Buccaneers tight end. His eight touchdown receptions tied for the most in a single season by a tight end in team history, while his 57 receptions were fifth-most and his 660 receiving yards were the seventh-most.

MOST TOUCHDOWN RECEPTIONS - SINGLE SEASON (Tight Ends, Team History)

Rank	Player	Year	TD
1.	Cam Brate	2016	8
1.	Jimmie Giles	1985	8
3.	Jimmie Giles	1979	7
4.	Jimmie Giles	1981	6
5.	Calvin Magee	1986	5
5.	Dave Moore	1999	5
5.	Kellen Winslow	2009	5
5.	Kellen Winslow	2010	5

MOST RECEIVING YARDS - SINGLE SEASON (Tight Ends, Team History)

Rank	Player	Year	Yards
1.	Kellen Winslow	2009	884
2.	Jimmie Giles	1981	786
3.	Kellen Winslow	2011	763
4.	Jackie Harris	1995	751
5.	Kellen Winslow	2010	730
6.	Jimmie Giles	1985	673
7.	Cam Brate	2016	660
8.	Jimmie Giles	1980	602
9.	Jimmie Giles	1979	579
10.	Tim Wright	2013	571

MOST RECEPTIONS - SINGLE SEASON (Tight Ends, Team History)

Rank	Player	Year	Rec.
1.	Kellen Winslow	2009	77
2.	Kellen Winslow	2011	75
3.	Kellen Winslow	2010	66
4.	Jackie Harris	1995	62
5.	Cam Brate	2016	57

This past offseason, the Buccaneers signed WR **DeSean Jackson**, one of the premier deep threats not only in the league today, but in NFL history.

DESEAN IN NFL HISTORY

DeSean Jackson's game-breaking ability allows him to stand among some of the all-time greats. His 26 career touchdowns of 50 or more yards are tied for the fourth-most in the NFL since 1970, while his 22 scores of 60 or more yards are second only to Hall of Fame wide receiver Jerry Rice.

NFL TOUCHDOWNS OF 50+ YARDS (Since 1970)

Rank	Player (Years)	TD
1.	WR Jerry Rice (1985-2004)	36
2.	WR Randy Moss (1998-2012)	29
3.	WR Terrell Owens (1996-2010)	27
4.	WR DeSean Jackson (2008-Pres.)	26
4.	WR Steve Smith Sr. (2001-16)	26

NFL TOUCHDOWNS OF 60+ YARDS (NFL History)

Rank	Player	TD
1.	WR Jerry Rice (1985-2004)	23
2.	WR DeSean Jackson (2008-Pres.)	22
3.	WR Devin Hester (2006-16)	21
4.	WR Bobby Mitchell (1958-68)	20
5.	WR Lance Alworth (1962-72)	19

LEADING THE LEAGUE

With his speed and big play ability ranking alongside some of the most notable deep threats in NFL history, it's no surprise that Jackson ranks as the most explosive player in the NFL since entering the league in 2008.

NFL TOUCHDOWNS OF 50+ YARDS (Since 2008)

Rank	Player (Years)	TD
1.	WR DeSean Jackson (2008-Pres.)	26
2.	RB Chris Johnson (2008-Pres.)	14
2.	WR Jordy Nelson (2008-Pres.)	14
4.	WR Calvin Johnson (2007-15)	13
5.	Three players tied	12

NFL RECEIVING AVERAGE - Min. 300 Rec. (Since 2008)

Rank	Player (Years)	Avg.
1.	WR DeSean Jackson (2008-Pres.)	17.6
2.	WR Vincent Jackson (2005-16)	16.9
3.	WR Calvin Johnson (2007-15)	15.9
4.	WR T.Y. Hilton (2012-Pres.)	15.9
4.	WR Kenny Britt (2009-Pres.)	15.7

NFL RECEPTIONS OF 50+ YARDS (Since 2008)

Rank	Player (Years)	Rec.
1.	WR DeSean Jackson (2008-Pres.)	37
2.	WR Mike Wallace (2009-Pres.)	25
3.	WR Calvin Johnson (2007-15)	23
4.	WR A.J. Green (2011-Pres.)	22
4.	WR Jordy Nelson (2008-Pres.)	22

Jackson has not only been one of the most explosive receivers since entering the league, but one of the most productive overall, ranking fifth in the NFL in receiving yards since 2008 and fifth among all active players

NFL RECEIVING YARDS (Since 2008)

Rank	Player (Years)	Yards
1.	WR Calvin Johnson (2008-15)	10,863
2.	WR Brandon Marshall (2008-Pres.)	10,581
3.	WR Larry Fitzgerald (2008-Pres.)	10,339
4.	WR Andre Johnson (2008-16)	9,381
5.	WR DeSean Jackson (2008-Pres.)	9,216

NFL RECEIVING YARDS (Active Players)

Rank	Player (Years)	Yards
1.	WR Larry Fitzgerald (2004-Pres.)	14,883
2.	WR Brandon Marshall (2006-Pres.)	12,215
3.	TE Jason Witten (2003-Pres.)	12,202
4.	TE Antonio Gates (2003-Pres.)	11,336
5.	WR DeSean Jackson (2008-Pres.)	9,216

HOW TO DOUGIE

RB Doug Martin was one of the top runners in the NFL in 2015, totaling 1,402 rushing yards, the second-most in the league, while his 4.87 rushing average ranked as the most among running backs with at least 150 carries.

2015 NFL RUSHING YARDS LEADERS

Rank	Player (Team)	Rushing Yards
1.	Adrian Peterson (MIN)	1,485
2.	Doug Martin (TB)	1,402
3.	Todd Gurley (STL)	1,106
4.	Darren McFadden (DAL)	1,089
5.	Chris Ivory (NYJ)	1,070

2015 NFL HIGHEST RUSHING AVERAGE (Min. 150 Carries)

Name	Att.	Yds.	Avg.
1. Doug Martin (TB)	288	1,402	4.87
2. Todd Gurley (STL)	229	1,106	4.83
3. Giovani Bernard (CIN)	154	730	4.74
4. C.J. Anderson (DEN)	152	720	4.74
4. Mark Ingram (NO)	166	769	4.63

Martin's 4.87 average was the highest by any running back with at least 275 carries since 2013 (LeSean McCoy, 314 carries, 5.12 avg.).

Much of Martin's success came from creating big runs. Martin had 33 rushes of 10 or more yards, the second-most in the NFL and 14 rushes of 20+ yards, the most in the league. He was one of only five players in the league with multiple 50+ yards runs.

2015 NFL RUSHES OF 10+ YARDS

Rank	Player (Team)	10+ Yd. Rushes
1.	Adrian Peterson (MIN)	43
2.	Doug Martin (TB)	33
3.	Devonta Freeman (ATL)	32
4.	Chris Ivory (NYJ)	29
4.	LeSean McCoy (BUF)	28

2015 NFL RUSHES OF 20+ YARDS

Rank	Player (Team)	20+ Yd. Rushes
1.	Doug Martin (TB)	14
2.	Todd Gurley (STL)	11
3.	Adrian Peterson (MIN)	10
4.	Chris Ivory (NYJ)	9
4.	Darren McFadden (DAL)	9
4.	Latavius Murray (OAK)	9

2015 NFL RUSHES OF 50+ YARDS

Rank	Player (Team)	50+ Yd. Rushes
1.	Doug Martin (TB)	3
1.	Todd Gurley (STL)	3
2.	Isaiah Crowell (CLE)	2
2.	Mike Gillislee (BUF)	2
2.	Chris Ivory (NYJ)	2
2.	Adrian Peterson (MIN)	2
2.	DeAngelo Williams (PIT)	2

At Philadelphia, Martin rushed for 235 yards, the most rushing yards in a game in 2015.

2015 NFL MOST RUSHING YARDS IN A GAME

Name	Yds.	Date	Opp.
1. Doug Martin (TB)	235	11/22/15	PHI
2. Thomas Rawls (SEA)	209	11/22/15	SF
3. Adrian Peterson (MIN)	203	11/15/15	OAK
4. David Johnson (ARI)	187	12/20/15	PHI
5. Lamar Miller (MIA)	175	10/25/15	HOU

Martin was able to break off so many big runs due to his ability to break tackles and make yards after contact. Per Stats, Inc., he was tied for the fourth-most broken tackles and had the most rushing yards after contact.

2015 NFL BROKEN TACKLES

Rank	Player (Team)	Broken Tackles
1.	Chris Ivory (NYJ)	14
2.	LeGarrette Blount (NE)	11
2.	Adrian Peterson (MIN)	11
4.	Doug Martin (TB)	10
4.	Carlos Hyde (SF)	10

2015 NFL YARDS AFTER CONTACT

Rank	Player (Team)	Yards After Contact
1.	Doug Martin (TB)	650
2.	Adrian Peterson (MIN)	641
3.	Chris Ivory (NYJ)	551
4.	Todd Gurley (STL)	524
5.	Jonathan Stewart (CAR)	498

Martin rushed for 100+ yards in three consecutive contests (10/4 vs. CAR-10/25 at WAS), only the third time in franchise history a player has reached at least 100 rushing yards in three straight games (also: James Wilder, six consecutive, 12/9/84 vs. ATL-9/29/85 at DET; Carnell Williams, three consecutive, 9/11/05 at MIN-9/25/05 at GB).

RECORD-SETTER

With their second first-round pick in 2012, the Tampa Bay Buccaneers selected RB **Doug Martin**, who proved to be a sensation in his rookie season, shattering Buccaneers records, while setting NFL marks along the way. In 2015, Martin had another one of the best years in team history, ranking in the top five in rushing yards and scrimmage yards

MOST RUSHING YARDS - SINGLE SEASON (Team History)

Rank	Player	Year	Yards
1.	RB James Wilder	1984	1,544
2.	RB Doug Martin	2012	1,454
3.	RB Doug Martin	2015	1,402
4.	RB James Wilder	1985	1,300
5.	RB Ricky Bell	1979	1,263
6.	RB Errict Rhett	1995	1,207
7.	RB Carnell Williams	2005	1,178
8.	RB Reggie Cobb	1992	1,171
9.	RB Warrick Dunn	2000	1,133
10.	RB Warrick Dunn	1998	1,026

MOST YARDS FROM SCRIMMAGE - SINGLE SEASON (Team History)

Rank	Player	Year	Yards
1.	RB James Wilder	1984	2,229
2.	RB Doug Martin	2012	1,926
3.	RB Doug Martin	2015	1,673
4.	RB James Wilder	1985	1,641
5.	RB Warrick Dunn	2000	1,555
6.	RB Ricky Bell	1979	1,511
7.	RB Warrick Dunn	1997	1,440
8.	WR Mark Carrier	1989	1,422
9.	RB Warrick Dunn	1998	1,370
10.	RB Michael Pittman	2003	1,348

After setting the franchise record in his rookie season with 251 rushing yards at Oakland (11/4/12), Martin notched another banner day in 2015, with 235 rushing yards at Philadelphia (11/22/15), the second-highest mark in team history.

MOST SINGLE-GAME RUSHING YARDS (Team History)

Player	Opponent-Date	Rush Yds
1. RB Doug Martin	at OAK-11/4/12	251
2. RB Doug Martin	at PHI-11/22/15	235
3. RB James Wilder	at MIN-11/6/83	219
4. RB Warrick Dunn	vs. DAL-12/3/00	210
5. RB Errict Rhett	vs. WAS-12/4/94	192
6. RB James Wilder	vs. GB-9/30/84	172
7. RB Ricky Bell	vs. GB-10/21/79	167
8. RB James Wilder	at CHI-9/8/85	166
9. RB LeGarrette Blount	at SEA-12/26/10	164
10. RB Bobby Rainey	vs. ATL-11/17/13	163

Part of Martin's Philadelphia totals included an 84-yard run, the longest in franchise history and the third-longest rush in the league in 2015.

LONGEST RUSHING PLAYS IN TEAM HISTORY

Player	Yards	Opponent-Date
1. Doug Martin	84	@PHI-11/22/15
2. Bobby Rainey	80t	BUF-12/8/13
3. Michael Pittman	78t	KC-11/11/04
4. Warrick Dunn	76	CHI-12/21/97
5. Jerry Ellison	75	DET-12/23/95
5. James Wilder	75t	@MIN-11/6/83

2015 NFL LONGEST RUSHING PLAYS

Player	Yards	Opponent-Date
1. Marcus Mariota	87t	JAC-12/6/15
2. Lamar Miller (MIA)	85t	HOU-10/25/15
3. Doug Martin (TB)	84	@PHI-11/22/15
4. Adrian Peterson (MIN)	80t	@OAK-11/15/15
5. Adrian Peterson (MIN)	75	@DET-10/25/15

ROOKIE TOUCHDOWN MACHINE

In his first NFL season, Martin made his mark scoring touchdowns, with 11 rushing scores, the second-most in team history and 12 touchdowns from scrimmage, tied for the second-most in a season.

MOST RUSHING TDs - SINGLE SEASON (Team History)

Rank	Player	Year	TDs
1.	RB James Wilder	1984	13
2.	RB Doug Martin	2012	11
3.	RB Errict Rhett	1995	11
4.	RB Earnest Graham	2007	10
4.	FB Mike Alstott	2001	10
4.	RB James Wilder	1985	10

MOST TOUCHDOWNS - SINGLE SEASON (Team History)

Rank	Player	Year	TDs
1.	RB James Wilder	1984	13 (13 rush)
2.	RB Mike Evans*	2014	12 (12 rec.)
2.	RB Doug Martin*	2012	12 (11 rush, 1 rec.)
4.	WR Mike Williams*	2010	11 (11 rec.)
4.	FB Mike Alstott	2001	11 (10 rush, 1 rec.)
4.	RB Errict Rhett	1995	11 (11 rush)

*-Rookie



MARTIN IN TAMPA BAY HISTORY

Martin has continued his climb in the Buccaneers record books, with 25 career rushing touchdowns (tied for fourth in team history), 4,354 career rushing yards (fourth in team history), and 5,380 career scrimmage yards (fifth in team history) and 11 career 100-yard rushing games (tied for second in team history).

NFL RECORDS

Martin recorded 1,926 yards from scrimmage as a rookie, the third-highest total in NFL history, trailing only Eric Dickerson (2,212 in 1984) and Edgerrin James (2,139 in 1999). His banner day came at Oakland (11/4/12), when he rushed for 251 yards and four touchdowns, the most in Buccaneers history and tied for the 10th-most in NFL history.

MOST RUSHING YARDS - (Team History)

Rank	Player	Yards
1.	RB James Wilder, 1981-89	5,957
2.	FB Mike Alstott, 1996-2006	5,088
3.	RB Warrick Dunn, 1997-2008	4,986
4.	RB Doug Martin, 2012-Pres.	4,474
5.	RB Carnell Williams, 2005-10	3,677

MOST RUSHING TOUCHDOWNS - (Team History)

Rank	Player	TDs
1.	FB Mike Alstott, 1996-2006	58
2.	RB James Wilder, 1981-89	37
3.	RB Doug Martin, 2012-Pres.	25
4.	RB Errict Rhett, 1994-97	24
5.	RB Reggie Cobb, 1990-93	21
6.	RB Carnell Williams, 2005-10	20
7.	RB Warrick Dunn, 1997-2008	19
8.	RB Ricky Bell, 1977-1981	16
9.	FB/RB Earnest Graham, 2004-11	15
9.	RB Lars Tate, 1988-89	15

MOST SCRIMMAGE YARDS - (Team History)

Rank	Player	Yards
1.	RB James Wilder, 1981-89	9,449
2.	RB Warrick Dunn, 1997-2008	7,690
3.	FB Mike Alstott, 1996-2006	7,372
4.	RB Michael Pittman, 2002-07	5,723
5.	RB Doug Martin, 2012-Pres.	5,535
6.	WR Mark Carrier, 1987-92	5,018
7.	WR Kevin House, 1980-86	4,969
8.	RB Carnell Williams, 2005-10	4,586
9.	WR Vincent Jackson, 2012-Pres.	4,326
10.	TE Jimmie Giles, 1978-86	4,307

MOST 100-YARD RUSHING GAMES – Team History

Rank	Player	100-Yd. Games
1.	RB James Wilder, 1981-89	14
2.	RB Warrick Dunn, 1997-2001, 2008	11
2.	RB Doug Martin, 2012-Pres.	11
4.	RB Carnell Williams, 2005-10	9
5.	RB Ricky Bell, 1977-81	8*
5.	RB Michael Pittman, 2002-07	8**
5.	RB Errict Rhett, 1994-97	8

*Includes one playoff game
**Includes Super Bowl XXXVII

MOST RUSHING YARDS IN A GAME - (NFL History)

Name	Yds	Date	Opp.
1. Adrian Peterson (MIN)*	296	11/4/07	SD
2. Jamal Lewis (BAL)	295	9/14/03	CLE
3. Jerome Harrison (CLE)	286	12/20/09	KC
4. Corey Dillon (CIN)	278	11/4/07	DEN
5. Walter Payton (CHI)	275	11/20/77	MIN
6. O.J. Simpson (BUF)	273	11/25/76	DET
7. Shaun Alexander (CIN)	266	11/11/01	OAK
8. Jamaal Charles (KC)	259	1/3/10	DEN
9. Demarco Murray (DAL)*	253	10/23/11	STL
10. Doug Martin (TB)*	251	11/4/12	OAK
10. Mike Anderson (DEN)*	251	12/3/00	NO

*-Rookie

Martin's 251 rushing yards at Oakland came on only 25 carries, a 10.0 avg., the third highest in NFL history with a minimum of 25 rush attempts.

MOST YARDS-PER-CARRY - SINGLE GAME - (Min. 25 carries)

Name	Att	Yds/Rush	Date (Opp.)
1. Jamaal Charles (KC)	25	10.4	01/03/12 (DEN)
2. Demarco Murray (DAL)	25	10.1	10/23/11 (STL)
3. Doug Martin (TB)	25	10.0	11/4/12 (OAK)

MOST RUSHING YARDS IN A HALF - (Since 1991)

Name	Half, Yds	Date (Opp.)
1. Adrian Peterson (MIN)	2nd, 253	11/04/07 (SD)
2. Doug Martin (TB)	2nd, 220	11/4/12 (OAK)
3. Jerome Harrison (CLE)	2nd, 213	12/20/09 (KC)
4. Corey Dillon (CIN)	2nd, 201	10/22/00 (DEN)
5. Barry Sanders (DET)	2nd, 200	11/13/94 (TB)

MOST RUSHING YARDS IN A QUARTER - (Since 1991)

Name	Qtr	Yds	Date (Opp.)
1. Jamaal Charles (KC)	3rd	165	12/23/12 (IND)
2. Jamaal Charles (KC)	3rd	162	9/23/12 (NO)
3. LeSean McCoy (PHI)	4th	148	12/8/13 (DET)
4. Adrian Peterson (MIN)	4th	146	11/4/07 (SD)
4. Kenneth Davis (BUF)	2nd	146	11/22/92 (ATL)
6. Doug Martin (TB)	3rd	143	11/4/12 (OAK)
6. Marshall Faulk (STL)	1st	143	11/11/01 (CAR)
6. Thomas Jones (NYJ)	2nd	143	10/18/09 (BUF)
9. Terrell Davis (DEN)	1st	138	9/13/98 (DAL)
10. Leonard Fournette	4th	137	10/8/17 (PIT)

TEAM STATS

THIRD DOWN SUCCESS

One of the biggest keys for Tampa Bay in 2016, on both offense and defense, was success on third downs. Defensively, the Buccaneers limited opponents to a 34.4 conversion rate on third down, the best mark in the league. On the offensive side of the ball, Tampa Bay converted 43.9 percent of their third-down attempts, the sixth-highest mark in the NFL. The +9.5 percentage point differential between third-down conversion percentages allowed vs. converted was the highest in the NFL.

2016 NFL OPPONENT THIRD-DOWN CONVERSION LEADERS

Rank	Team	Conv.	Att.	Pct.
1.	Tampa Bay Buccaneers	67	195	34.4
2.	Baltimore Ravens	75	214	35.0
3.	New York Giants	84	238	35.3
4.	Miami Dolphins	77	213	36.2
5.	Denver Broncos	86	236	36.4

2016 NFL THIRD-DOWN CONVERSION LEADERS

Rank	Team	Conv.	Att.	Pct.
1.	New Orleans Saints	107	220	48.6
2.	Green Bay Packers	98	210	46.7
3.	Tennessee Titans	100	217	46.1
4.	New England Patriots	104	227	45.8
5.	Washington Redskins	90	199	45.2
6.	Tampa Bay Buccaneers	94	214	43.9
7.	Indianapolis Colts	87	202	43.1
8.	Detroit Lions	83	195	42.6
9.	San Diego Chargers	85	200	42.5
10.	Dallas Cowboys	80	189	42.3

RUSHING THE PASSER

In 2016, Tampa Bay recorded 38 sacks, tied for the ninth-most in the NFL.

NFL TEAM SACK LEADERS

Rank	Team	Sacks
1.	Arizona Cardinals	48
2.	Carolina Panthers	47
3.	Denver Broncos	42
3.	Seattle Seahawks	42
5.	Minnesota Vikings	41
6.	Green Bay Packers	40
6.	Tennessee Titans	40
8.	Buffalo Bills	39
9.	Tampa Bay Buccaneers	38
9.	Pittsburgh Steelers	38
9.	Washington Redskins	38

TAKE THE BALL AWAY

Despite a slow start that saw only two takeaways during the first four weeks, Tampa Bay was one of the top teams in the league in 2016 at forcing turnovers, recording the third-most takeaways in the NFL.

2016 NFL TAKEAWAY LEADERS

Rank	Team	INT	FR	Takeaways
1.	Kansas City Chiefs	18	15	33
2.	Oakland Raiders	16	14	30
3.	Tampa Bay Buccaneers	17	12	29
4.	Arizona Cardinals	14	14	28
4.	Baltimore Ravens	18	10	28
4.	San Diego Chargers	18	10	28

THE REAL MCCOY

MCCOY IN 2016

Gerald McCoy finished the 2016 season ranking fourth among all defensive tackles with 7.0 sacks.

2016 NFL SACK LEADERS - DEFENSIVE TACKLES

Rank	Player (Team)	Sacks
1.	Geno Atkins (CIN)	9.0
2.	Calais Campbell (ARI)	8.0
2.	Aaron Donald (LA)	8.0
4.	Gerald McCoy (TB)	7.0
5.	Fletcher Cox (PHI)	6.5
5.	Nick Fairley (NO)	6.5
5.	Malik Jackson (JAC)	6.5

MCCOY SINCE 2013

Since 2013, McCoy has the most sacks by any defensive tackle in the NFL.

2013-17 NFL SACK LEADERS – Defensive Tackles

Rank	Player	Sacks
1.	Gerald McCoy (TB)	35.5
2.	Geno Atkins (CIN)	34.0
3.	Aaron Donald (LAR)	31.0
4.	Jurrell Casey (TEN)	29.5
5.	Fletcher Cox (PHI)	27.5
5.	Ndamukong Suh (MIA)	27.5

More than just a pass-rusher, McCoy has shown his ability at stopping the run. His 51 tackles for loss are the fourth-most by a defensive tackle since 2012.

NFL TFL LEADERS - DEFENSIVE TACKLES (2012-17)

Rank	Player (Team)	TFL
1.	Ndamukong Suh (MIA)	79
2.	Geno Atkins (CIN)	67
3.	Aaron Donald (LAR)	64
4.	Gerald McCoy (TB)	57
5.	Jurrell Casey (TEN)	53

MCCOY IN TEAM HISTORY

McCoy's 9.5 sacks in 2013 are tied for the fifth-most in a single season by a defensive tackle. He is only the third defensive tackle in Buccaneers history to top 9.0 sacks in a single season (Warren Sapp, Santana Dotson)

MOST SACKS, SINGLE SEASON - DEFENSIVE TACKLES (Team History)

Rank	Player	Year	Sacks
1.	Warren Sapp	2000	16.5
2.	Warren Sapp	1999	12.5
3.	Warren Sapp	1997	10.5
4.	Santana Dotson	1992	10.0
5.	David Logan	1983	9.5
5.	Gerald McCoy	2013	9.5

For his career, McCoy has 42.5 sacks, the second-most by a defensive tackle in team history and the fourth-most in franchise history.

MOST SACKS - DEFENSIVE TACKLE (Team History)

Rank	Player	Sacks
1.	Warren Sapp, 1995-2003	77.0
2.	Gerald McCoy, 2010-Pres.	44.5
3.	David Logan, 1979-86*	39.0
4.	Brad Culpepper, 1994-99	33.0
5.	Santana Dotson, 1992-95	23.0

* Sacks were not an official stat until 1982. Logan is credited with 28.5 by Stats, Inc.

MOST SACKS - TEAM HISTORY

Rank	Player	Sacks
1.	Lee Roy Selmon, 1976-84*	78.5
2.	Warren Sapp, 1995-2003	77.0
3.	Simeon Rice, 2001-06	69.5
4.	Gerald McCoy, 2010-Pres.	44.5
5.	David Logan, 1979-86*	39.0
6.	Chidi Ahanotu, 1993-00, 2004	34.5
7.	Brad Culpepper, 1994-99	33.0
8.	Ronde Barber, 1997-2012	28.0
9.	Broderick Thomas, 1989-93	26.5
10.	Greg Spires, 2002-07	26.0

* Sacks were not an official stat until 1982. Selmon is credited with 23.0 & Logan is credited with 28.5 by Stats, Inc.

DOMINANT DAVID

Since entering the NFL in 2012, Lavonte David has shown himself to be one of the top linebackers in the league, earning All-Rookie honors from nearly every publication his first season, then following up a Pro Bowl selection in 2015 and All-Pro honors following the 2013 and 2016 seasons.

Entering his sixth season, David has already set some impressive marks around the NFL.

DAVID SINCE ENTERING THE LEAGUE

Over the past five seasons, David has made the third-most tackles in the NFL and the most solo tackles.

2012-17 NFL TACKLE LEADERS

Rank	Player (Current Team)	Tackles
1.	LB Luke Kuechly (CAR)	747
2.	LB Bobby Wagner (SEA)	704
3.	LB Lavonte David (TB)	699
4.	LB Paul Posluszny (JAC)	649
5.	LB Lawrence Timmons (MIA)	626

2012-17 NFL SOLO TACKLE LEADERS

Rank	Player (Current Team)	Solo Tackles
1.	LB Lavonte David (TB)	501
2.	LB Paul Posluszny (JAC)	485
3.	LB Luke Kuechly (CAR)	477
4.	LB Lawrence Timmons (MIA)	433
5.	LB Karlos Dansby (ARI)	422

Since 2012, David has the second-most run stuffs of any player in football.

2012-17 STUFFS LEADERS

Rank	Player (Current Team)	Stuffs
1.	DE J.J. Watt (HOU)	69.5
2.	LB Lavonte David (TB)	57.0
3.	DE Michael Bennett (SEA)	51.0
4.	DE Calais Campbell (JAC)	43.0
4.	DT Ndamukong Suh (MIA)	42.5

David has also been one of the leaders in tackles for loss over the last five seasons. His 88 TFLs during that stretch rank him second in the NFL, and he is one of only two players in the league to post three consecutive seasons (2012-14) with at least 15 tackles for loss (also J.J. Watt, 2012-15).

2012-17 NFL TACKLE FOR LOSS LEADERS

Rank	Player (Current Team)	TFL
1.	DE J.J. Watt (HOU)	123
2.	LB Lavonte David (TB)	88
3.	LB Von Miller (DEN)	84
4.	DE Michael Bennett (SEA)	82
5.	DT Ndamukong Suh (MIA)	79
6.	DE Calais Campbell (JAC)	77
6.	LB Ryan Kerrigan (WAS)	77
8.	LB Justin Houston (KC)	73
9.	DE Cameron Jordan (NO)	68
10.	DT Geno Atkins (CIN)	67


David has shown his ability to help not only stop the run, but to defend the pass. Since entering the NFL in 2012, David is tied for second in the league in interceptions by a linebacker and has the fifth-most passes defended during that span.

2012-17 NFL INTERCEPTIONS - (Linebackers)

Rank	Player (Team)	INT
1.	Luke Kuechly (CAR)	14
2.	Lavonte David (TB)	10
2.	Thomas Davis (CAR)	10
4.	Paul Posluszny (JAC)	9
5.	Karlos Dansby (ARI)	8
5.	DeAndre Levy (FA)	8
5.	C.J. Mosley (BAL)	8
5.	Lawrence Timmons (MIA)	8

2012-17 NFL PASSES DEFENSED - (Linebackers)

Rank	Player (Team)	PD
1.	Luke Kuechly (CAR)	45
2.	Karlos Dansby (ARI)	43
3.	Mark Barron (LAR)	36
3.	Alec Ogletree (LAR)	36
5.	Lavonte David (TB)	35



DOMINANT DAVID

HISTORICAL PERFORMANCE

In his first five seasons, David has totaled 663 tackles, 18.0 sacks and 10 interceptions. He is the only player in the NFL during the last five years to total at least 500 tackles, 15.0 sacks and 10 interceptions. The start to his career compares with several of his most notable peers, as well as Hall of Famers.

NOTABLE LINEBACKERS - FIRST FIVE SEASONS

Player	Years	Tkls	Sacks	INT	FF
Ray Lewis*	1996-2000	718	16.0	9	2
Luke Kuechly*	2012-16	693	9.0	12	4
Patrick Willis	2007-11	692	17.0	5	12
Derrick Brooks*^	1995-99	669	4.5	8	8
Lavonte David	2012-16	663	18.0	10	12
Zach Thomas	1996-2000	651	7.0	9	7
Junior Seau^	1990-94	600	18.0	4	3
Brian Urlacher	2000-04	579	26.5	7	6
Lance Briggs	2003-07	548	5.5	6	9

*Won NFL Defensive Player of the Year in span.

^Selected to Pro Football Hall of Fame.

In 2013, David put together a historical season, one that ranked alongside some of the best linebackers in NFL history.

NOTABLE LINEBACKER SEASONS SINCE 1982

Player	Year	Tkls	Sacks	INT
Ray Lewis*^	2003	163	1.5	6
Luke Kuechly^*	2013	156	2.0	4
Lavonte David^	2013	144	7.0	5
Junior Seau^	1996	138	7.0	2
Ray Lewis*^	2000	136	3.0	2
Brian Urlacher*^	2005	122	6.0	0
Hardy Nickerson^	1996	120	3.0	2
Derrick Brooks*^	2002	118	1.0	5
Patrick Willis^	2009	114	4.0	3
Mike Singletary*^	1985	113	3.0	1
Lance Briggs^	2005	107	2.0	2
Thomas Davis^	2015	105	5.5	4

*Won NFL Defensive Player of the Year.

^Named to an All-Pro team following the season.

David joined former All-Pro S Dave Duerson (1986) as the only two players since 1982 to record at least 7.0 sacks and five interceptions in the same season. David is the only linebacker to ever do so.

IN COVERAGE

David finished 2013 with five interceptions, tied for the most ever by a Buccaneers linebacker in a single season.

MOST INTERCEPTIONS IN A SINGLE SEASON (Linebackers - Team History)

Player	Year	INT
1. Derrick Brooks	2002	5
1. Lavonte David	2013	5
1. Cecil Johnson	1981	5
4. Derrick Brooks	1999	4
4. Jamie Duncan	1977	4
4. Richard Wood	1984	4

Against Buffalo (12/8/13), David recorded two interceptions, becoming the first Buccaneer to record multiple interceptions in the same game since CB Aqib Talib in 2010 (2 at ARI, 10/31/10) and the first Buccaneers linebacker to record multiple interceptions in the same game since Derrick Brooks (2 vs. CHI, 10/24/99). David is one of only six Buccaneers linebackers ever to record multiple interceptions in the same game. He did so again against Philadelphia (11/22/15), becoming the first linebacker in team history with more than one multi-interception game.

MULTIPLE INTERCEPTIONS IN A SINGLE GAME (Linebackers - Team History)

Player	Opponent-Date	INT
Derrick Brooks	vs. CHI-10/24/99	2
Lavonte David	vs. BUF-12/8/13	2
Lavonte David	at PHI-11/22/15	2
Cecil Johnson	vs. DET-10/4/81	2
Dave Lewis	vs. CHI-10/22/78	2
Broderick Thomas	at NO-11/1/92	2
Richard Wood	at NO-12/11/77	2

David has 10 career interceptions, tied for the second-most by a linebacker in team history.

MOST INTERCEPTIONS BY A LB - Team History

Rank	Player	INT
1.	Derrick Brooks, 1995-2008	25
2.	Lavonte David, 2012-Pres.	10
2.	Dave Lewis, 1977-81	10
4.	Cecil Johnson, 1977-85	9
4.	Richard Wood, 1976-84	9

DOMINANT DAVID

GET READY FOR FUMBLES

David has been one of the best players in the NFL at forcing and recovering fumbles, tying for the sixth-most forced fumbles and tying for the second-most fumble recoveries in the NFL since 2012.

2012-17 NFL FORCED FUMBLE LEADERS

Rank	Player (Current Team)	FF
1.	LB Robert Quinn (LAR)	18
2.	LB Ryan Kerrigan (WAS)	17
2.	LB Von Miller (DEN)	17
2.	DE Cameron Wake (MIA)	17
5.	DE Carlos Dunlap (CIN)	16
6.	LB Lavonte David (TB)	15
6.	DE Cliff Avril (SEA)	15
6.	LB Chandler Jones (ARI)	15
6.	CB Charles Tillman (Retired)	15
6.	DE J.J. Watt (HOU)	15

2012-17 NFL OPPONENT FUMBLE RECOVERY LEADERS

Rank	Player (Current Team)	FR
1.	DE J.J. Watt (HOU)	11
2.	LB Lavonte David (TB)	9
2.	LB D'Qwell Jackson (FA)	9
2.	DE Julius Peppers (CAR)	9
5.	S Mike Adams (CAR)	8
5.	DT Fletcher Cox (PHI)	8
5.	LB Rob Ninkovich (Retired)	8
5.	LB Craig Robertson (NO)	8

DAVID & BROOKS

David has drawn comparisons to former Buccaneers' great LB Derrick Brooks. An 11-time Pro Bowler and nine-time All-Pro, Brooks is one of the most decorated players in Tampa Bay history, even earning NFL Defensive Player of the Year in 2002. Through their first 83 games played, David compares favorably to the Hall of Famer.

D. BROOKS & L. DAVID (First 83 Games Played)

Player	Tackles	Sacks	Stuffs	INT	PD	FF	FR
David	699	18.0	57.0	10	35	15	9
Brooks	701	4.5	41.0	8	50	9	3

In 2013 David earned a first-team All-Pro selection, joining Brooks and Hardy Nickerson as the only linebackers in franchise history to earn that distinction.

MOST FIRST-TEAM ALL-PRO SELECTIONS - LINEBACKERS (Team History)

Player	Selections	Years
Derrick Brooks	5	1999-2000, 2002, 2004-05
Hardy Nickerson	2	1993, 1997
Lavonte David	1	2013

PASS RUSH SPECIALIST

In 2013, Lavonte David showed off a pass-rushing ability not usually seen from linebackers in a 4-3 defense, finishing the season with 7.0 sacks, tied for the third-most

David's 7.0 sacks in 2013 are tied for the third-most by a linebacker in team history

MOST SACKS BY A LINEBACKER - SINGLE SEASON (Team History)

Player	Year	Sacks
1. Broderick Thomas	1991	11
2. Broderick Thomas	1990	7.5
3. Lavonte David	2013	7.0
3. Lonnie Marts	1996	7.0
5. Chris Washington	1987	6.5

For his career, David has totaled 18.0 sacks, the second-most by a linebacker in team history.

MOST SACKS BY A LB - Team History

Rank	Player	Sacks
1.	Broderick Thomas, 1989-93	26.5
2.	Lavonte David, 2012-Pres.	18.0
3.	Chris Washington, 1984-88	17.5
4.	Derrick Brooks, 1995-2008	13.5
5.	Shelton Quarles, 1997-2006	13.0

SCORING ON DEFENSE

In 2015, David recorded his first return touchdown, taking an interception back for a score at Philadelphia (11/22/15). Since then, he has added two more defensive scores - another INT-TD and a fumble returned for a touchdown. His three return scores are tied for the second-most in the NFL since 2015 (Aqib Talib, 4). David's three career defensive touchdowns are tied for the fifth-most in team history

BUCCANEERS CAREER DEFENSIVE TOUCHDOWNS

Rank	Player, Years	Def. TD
1.	DB Ronde Barber, 1997-2012	12
2.	LB Derrick Brooks, 1995-2008	7
3.	DT David Logan, 1979-86	4
3.	CB Mike Washington, 1976-84	4
5.	CB Donnie Abraham, 1996-2001	3
5.	CB Cedric Brown, 1976-84	3
5.	LB Lavonte David, 2012-Pres.	3
5.	CB Wayne Haddix, 1990-91	3
5.	CB Ricky Reynolds, 1987-93	3
5.	CB Aqib Talib, 2008-12	3
5.	LB Richard Wood, 1976-84	3

In 2016, Tampa Bay brought in veteran cornerback Brent Grimes to help the team's pass defense and provide a veteran leader who knew Defensive Coordinator Mike Smith's system. Grimes proved to be a key addition to the team, notching the most passes defended in the NFL.

2016 NFL PASS DEFENSED LEADERS

Rank	Player (Team)	PD
1.	Brent Grimes (TB)	24
2.	Dominique Rodgers-Cromartie (NYG)	21
3.	Casey Hayward (SD)	20
3.	Marcus Peters (KC)	20
4.	Robert Alford (ATL)	19
4.	Josh Norman (WAS)	19

Since 2013, Grimes has the most passes defended in the NFL

NFL MOST PASSES DEFENSED (2013-17)

Rank	Player (Current Team)	PD
1.	CB Brent Grimes (TB)	72
2.	CB Johnathan Joseph (HOU)	64
3.	CB David Amerson (OAK)	63
4.	CB Robert Alford (ATL)	61
5.	CB Dominique Rodgers-Cromartie (NYG)	60
5.	CB Aqib Talib (DEN)	60

GRIMES IN BUGS HISTORY

Grimes's 24 passes defended were the most by any Buccaneers player since Ronde Barber had 24 in 2001. Since 1994, Grimes' 24 passes defended are tied for the second-most by a Buccaneers player.

MOST PASSES DEFENSED - SINGLE SEASON SINCE 1994 (Team History)

Rank	Player	Year	PD
1.	Donnie Abraham	1999	25
2.	Ronde Barber	2001	24
2.	Brent Grimes	2016	24
2.	Ricky Reynolds	1992	24
5.	Donnie Abraham	2000	23

GRIMES PICKING PASSES

In 2016, Grimes led Tampa Bay with four interceptions, his fourth consecutive season with at least four interceptions. He is the only player in the NFL to record at least four interceptions in every season during that span (2013-16).

Grimes has the fourth-most interceptions by any player over the past five seasons and the second-most by any cornerback.

NFL MOST INTERCEPTIONS (2013-17)

Rank	Player (Current Team)	INT
1.	CB Richard Sherman (SEA)	20
2.	S Reggie Nelson (OAK)	19
2.	S Glover Quin (DET)	19
4.	CB Brent Grimes (TB)	18
5.	S Tashaun Gipson (JAC)	17

In his career, Grimes has 31 interceptions, tied for the sixth-most among active players.

MOST CAREER INTERCEPTIONS- ACTIVE PLAYERS

Rank	Player (Current Team)	INT
1.	S DeAngelo Hall (WAS)	43
2.	CB Terence Newman (MIN)	41
3.	S Reggie Nelson (OAK)	35
4.	CB Aqib Talib (DEN)	34
5.	CB Richard Sherman (SEA)	32
6.	CB Brent Grimes (TB)	31
6.	CB Tramon Williams (ARI)	31
8.	CB Dominique Rodgers-Cromartie (NYG)	30
9.	CB Jonathan Joseph (HOU)	28
10.	CB Leon Hall (SF)	27

BRYAN "THE BANGER" ANGER

In 2016, the Buccaneers signed P **Bryan Anger**. Since then, Anger has shown his value, tying for the fourth-most punts inside the 20-yard line (49), while posting a 41.9 net punting average, the seventh-best mark in the league over the past two seasons.

ANGER IN BUCS HISTORY

Not only did Anger have one of the top seasons in the NFL in 2016, he had the best punting season in team history.

2016-17 PUNTS INSIDE THE 20 LEADERS

Rank	Player (Team)	Inside 20
1.	Johnny Hekker (LAR)	65
2.	Dustin Colquitt (KC)	55
3.	Sam Koch (BAL)	54
4.	Bryan Anger (TB)	49
4.	Marquette King (OAK)	49

2016-17 NET PUNTING AVERAGE LEADERS

Rank	Player (Team)	Net Avg.
1.	Johnny Hekker (LA)	45.9
2.	Sam Martin (DET)	44.0
3.	Rigoberto Sanchez (IND)	43.1
4.	Pat McAfee (Retired)	42.7
5.	Marquette King (OAK)	42.6
6.	Thomas Morstead (NO)	42.0
7.	Bryan Anger (TB)	41.9
8.	Matt Bosher (ATL)	41.4
9.	Brett Kern (TEN)	41.0
10.	Donnie Jones (PHI)	41.0

MOST PUNTS INSIDE THE 20 - SINGLE SEASON (Team History)

Rank	Player	Year	Inside 20
1.	Bryan Anger	2016	37
2.	Josh Bidwell	2007	30
2.	Tom Tupa	2002	30
4.	Josh Bidwell	2008	27
5.	Mark Royals	2001	26
5.	Tom Tupa	2003	26

HIGHEST NET PUNTING AVERAGE - SINGLE SEASON (Team History)

Rank	Player	Year	Net Avg.
1.	Bryan Anger	2016	42.7
2.	Michael Koenen	2011	40.3
3.	Michael Koenen	2013	38.3
4.	Jacob Schum	2015	38.0
5.	Tommy Barnhardt	1996	37.8

Against the N.Y. Giants, Anger tied a franchise record for net punting average in a game, after he totaled 199 net punting yards on four kicks, a 49.8 average.

HIGHEST NET PUNTING AVERAGE - SINGLE GAME , MIN. 4 PUNTS (Team History)

Player	Date & Opponent	Punts	Net Yds	Net Avg.
1. Bryan Anger	10/1/17 vs. NYG	4	199	49.8
2. Michael Koenen	10/16/11 vs. NO	4	199	49.8
3. Michael Koenen	12/29/13 at NO	5	240	48.0
4. Michael Koenen	12/17/11 vs. DAL	4	204	47.3
5. Bryan Anger	1/1/17 vs. CAR	5	229	45.8

STRENGTH OF THE SOUTH

Over the previous 15 seasons, one could argue that the toughest division in the NFL is the NFC South. Since realignment in 2002, the NFC South is the only division to not only have each of its teams make a conference championship appearance, but have all four teams make it to the Super Bowl. The NFC East, NFC West and AFC West are the only other divisions to have all four teams earn a division championship since realignment.

The NFC South has also been represented nine times in a conference championship game, the best in the NFC and the second-most in the NFL. The NFC South is also tied for the second-most appearances in the Super Bowl (5), tied for the most by any NFC division. In 2016, The NFC South became the first division since realignment to have all four of its teams play in the Super Bowl, with Tampa Bay (XXXVII), Atlanta (LI), Carolina (XXXVIII & 50) and New Orleans (XLIV) all making it.

SUPER BOWL APPEARANCES & WINS SINCE 2002

Division	Appearances	Wins
AFC East	6	4
NFC South	5	2
NFC West	5	1
AFC North	4	3
NFC East	3	2
AFC South	2	1
NFC North	2	1
AFC West	3	1

CONFERENCE CHAMPIONSHIP GAME APPEARANCES SINCE 2002

Division	Number
AFC East	12
NFC South	9
NFC West	8
AFC North	7
NFC East	6
NFC North	6
AFC South	5
AFC West	5

The NFC South is also one of only two divisions to have more than one team win a Super Bowl (Tampa Bay, New Orleans), since 2002, joining the AFC North. The NFC South has had a very even split of division champions, with all four of the teams having captured at least three division titles.

NFC SOUTH DIVISION TITLES SINCE 2002

Team	Number
Carolina	5
Atlanta	4
Tampa Bay	3
New Orleans	3

In 2010, the NFC South recorded another impressive feat, as they were the only division to have three teams finish with a winning record, with three of the four teams finish with a double-digit win total (Atlanta – 13-3; New Orleans – 11-5; Tampa Bay – 10-6). It marked just the second time, dating back to realignment in 2002, that a division has had three teams with double-digit wins in the same season (also the AFC South in 2007). The feat was matched by the NFC North in 2012, the NFC West in 2013 and the AFC North in 2014.

In 2008, the NFC South again showed its overall strength, as it finished as one of only three divisions in the League to have three of its four teams with a record of 9-7 or better (also AFC East and NFC East) and is one of two divisions to have all of its teams at 8-8 or better (also NFC East). The NFC South also finished with a remarkable 27-5 overall home record in 2008, the best combined home winning percentage by a division in NFL history (.844), with the next best division last season, the NFC East, holding an 23-9 record at home. The South was also a near-perfect 11-1 at home when facing other South division opponents in 2008. The Bucs contributed significantly to that mark, as they finished 6-2 at home, winning their first six games at Raymond James Stadium in 2008.

BEST COMBINED HOME RECORD BY A DIVISION IN NFL HISTORY

Year	Division	Record	Pct.
2008	NFC South	27-5	.844
2003	NFC West	26-6	.813
1988	AFC Central	25-7	.781
1971	AFC West	20-6-2	.769*
1988	AFC East	30-9-1	.763
1976	AFC Central	21-7	.750
1995	NFC Central	30-10	.750
2013	NFC West	24-8	.750

*Prior to 1972, tie games were not counted in winning percentage.

BUCCANEERS AND THE NFL CELEBRATE 10 YEARS OF GETTING KIDS ACTIVE AND HEALTHY THROUGH NFL PLAY 60

This fall, the NFL celebrates 10 years of getting kids active and healthy through NFL PLAY 60. As part of the celebrations, and as kids get back to sports, NFL teams will host PLAY 60-themed games and community activities during Weeks 3 and 4 of the 2017 season. From building fitness zones and playgrounds to hosting youth football clinics, NFL teams will help members of their community and children of all abilities get active for 60 minutes a day all year long.



In August, Jameis Winston hosted a Bucs Academy PLAY 60 clinic, welcoming 100 students from the team's Bucs Academy initiative to training camp where children exercised and enjoyed football drills after practice.

On October 1, when the Tampa Bay Buccaneers hosted the New York Giants at Raymond James Stadium, the organization celebrated PLAY 60 throughout the game. Local "Fuel Up to PLAY 60" Student Ambassadors from the Florida Dairy Council participated in pre-game activities, serving as honorary guests of the game during the coin toss and honorary flag runners to lead the Buccaneers onto the field. During halftime, the Tampa Bay Buccaneers also hosted two youth football games on-field. In addition, the Buccaneers and NFL PLAY 60 games throughout the league featured: team-customized PLAY 60 eye black for community groups and NFL PLAY 60 field stencils, banners and goal post wraps around the stadium.

"For the past decade, NFL PLAY 60 has been an important tool in ensuring that youth get the recommended amount of daily physical activity. It's important that young fans understand the benefits of exercise and have the resources to build a foundation for a lifetime of good health," said NFL Commissioner **ROGER GOODELL**. "We are proud of the achievements over the past decade and look forward to advancing progress through the implementation of innovative programs and new play spaces for youth in partnership with our teams, players and partner organizations."

Since 2007, the NFL has committed more than \$350 million to youth health and fitness through PLAY 60 programming, grants and media time for public service announcements. With the help of NFL teams, players and partner organizations, more than 2,000 PLAY 60 events are held annually, and more than 250 NFL Youth Fitness Zones have been constructed nationwide, providing millions of kids with access and resources to play. Thousands of NFL players have served as PLAY 60 Ambassadors and dedicate their time to getting youth in their communities more active through youth football clinics, school assemblies, PSAs and other community outreach activities.

Fans are encouraged to join the PLAY 60 celebration and show how they get active for 60 minutes a day using the hashtag #PLAY60 and tagging @NFLPLAY60 on Twitter for a chance to be featured on NFL.com/PLAY60.



On Sunday, the Buccaneers will once again host local youth football teams for a halftime scrimmage on the field at Raymond James Stadium.



In May 2017, linebacker Cameron Lynch, safeties Keith Tandy and Chris Conte, and defensive tackle Clinton McDonald visited Bing Elementary School to congratulate students and teachers for winning the 2017 Buccaneers PLAY 60 Challenge

BUCS CARE TREASURE CHESTS FINISH AT THE 50, POWERED BY JABIL

On Saturday, October 7, nearly 4,000 participants enjoyed perfect Florida weather for the fifth annual Bucs Care Treasure Chests Finish at the 50, powered by Jabil. The annual event has become an October tradition for the Buccaneers and helps kick off the NFL's A Crucial Catch: Intercept Cancer initiative in support of the team's commitment to raise funds for patient services and breast cancer research in the Tampa Bay area.



Glazer Family Foundation Co-President
Darcie Glazer Kassewitz

Buccaneers defensive end Will Gholston served as honorary starter for the race and was joined by his mother, Dawn Ward, a breast cancer survivor. "My mother and mentors of mine are breast cancer survivors and it's important to me to get the message out," said Gholston "This is a great cause and I am happy to support others in the fight and to bring more awareness."

Whether in honor of families, in honor of friends, or in honor of the Tampa Bay community, each participant shared one goal: Finish at the 50-yard line of Raymond James Stadium. This year's event featured the fan-favorite 5K, a new 1-Mile Fun Run and a 10K, with every participant running out of the tunnel and onto the field of their Tampa Bay Buccaneers. Every step offered more resources, awareness and hope for patients and families.

Glazer Family Foundation Co-President, Darcie Glazer Kassewitz, spoke on the continuing need for research and education. "Every two minutes a woman will be told she has breast cancer," said Glazer Kassewitz. "Today is meaningful to my family and we're happy to be able to support everybody on their path."

The Treasure Chests race has now contributed over \$180,000 from the Bucs Care Foundation with funds being utilized for breast cancer research and patient services through the American Cancer Society, Florida Cancer Specialists Foundation, Moffit Cancer Center and Florida Hospital Foundation.

In addition to the race, each entry included a game ticket to watch the Buccaneers host the Carolina Panthers on October 29 for the Crucial Catch game. The first 500 race entries get even closer to the action, as they will take part in an on-field halftime experience. The game will feature pink game apparel worn by players, coaches and referees.

The Bucs Care Foundation is focused on enhancing the lives of Bay Area residents through engaging programming and initiatives; including breast cancer awareness with the annual Treasure Chest Finish at the 50: 5K, 10K, Fun Run & Corporate Challenge.



2017 TAMPA BAY BUCCANEERS UNOFFICIAL DEPTH CHART

(Based off of last game)

OFFENSE

WR	11 DeSean Jackson	10 Adam Humphries	18 Bernard Reedy
TE	84 Cameron Brate	<u>82 Antony Auclair</u>	
LT	76 Donovan Smith	66 Leonard Wester	
LG	64 Kevin Pamphile	62 Evan Smith	
C	74 Ali Marpet	68 Joe Hawley	
RG	73 J.R. Sweezy	62 Evan Smith	
RT	69 Demar Dotson	77 Caleb Benenoch	
WR	13 Mike Evans	<u>12 Chris Godwin</u>	
TE	<u>80 O.J. Howard</u>	88 Luke Stocker	
QB	3 Jameis Winston	14 Ryan Fitzpatrick	34 Charles Sims III
RB	22 Doug Martin	32 Jacquizz Rodgers	25 Peyton Barber

DEFENSE

DE	91 Robert Ayers Jr.	94 Will Clarke	56 Darryl Tapp
DT	93 Gerald McCoy	96 Sealver Siliga	
DT	90 Chris Baker	98 Clinton McDonald	
DE	92 William Gholston	95 Ryan Russell	
SLB	<u>51 Kendall Beckwith</u>	59 Devante Bond	
MLB	58 Kwon Alexander	53 Adarius Glanton	
WLB	54 Lavonte David	52 Cameron Lynch	
CB	28 Vernon Hargreaves III	36 Robert McClain	27 Deji Olatoye
CB	24 Brent Grimes	29 Ryan Smith	35 Javien Elliott
S	23 Chris Conte	37 Keith Tandy	
S	<u>21 Justin Evans</u>	43 T.J. Ward	26 Josh Robinson

SPECIALISTS

P	9 Bryan Anger		
PK	7 Patrick Murray		
KO	7 Patrick Murray		
H	9 Bryan Anger		
LS	65 Garrison Sanborn	53 Adarius Glanton	
PR	18 Bernard Reedy	10 Adam Humphries	28 Vernon Hargreaves III
KR	18 Bernard Reedy	29 Ryan Smith	<u>21 Justin Evans</u>

Rookies Underlined

() Denotes Injury

2017 TAMPA BAY BUCCANEERS PRONUNCIATION GUIDE

PLAYERS

Antony Auclair	Anthony Oh-claire
Caleb Benenoch	ben-en-KNOCK
Chris Conte	con-tee
Lavonte David	luh-VON-tay
Javien Elliott	jay-vee-un
William Gholston	GOAL-ston
Adarius Glanton	Uh-Dare-E-Us
Ali Marpet	Alley Mar-PET
Deji Olatoye	Day-zhee OH-la-toy-aye
Kevin Pamphile	PAM-feel

Jacquizz Rodgers

JAH-quiz

Sealver Siliga

silver suh-LING-uh

COACHES

Mike Bajakian	buh-JAKE-ian
Dave Borgonzi	bore-GON-zee
Danny Breyer	BRY-er
Nate Kaczor	Kat-sir
Dirk Koetter	Cutter
Todd Monken	Munk-in
Andrew Weidinger	why-ding-er

2017 TAMPA BAY BUCCANEERS NUMERICAL ROSTER

(as of 10/25/17)

No.	Name	Pos.	Ht.	Wt.	Age	NFL Exp.	College	Hometown	How Acq.
3	Jameis Winston	QB	6-4	231	23	3	Florida State	Bessemer, AL	D1-'15
7	Patrick Murray	K	5-7	182	26	4	Fordham	Mawah, NJ	FA-'17
9	Bryan Anger	P	6-3	205	29	6	California	Camarrillo, CA	UFA (JAC)-'16
10	Adam Humphries	WR	5-11	195	24	3	Clemson	Spartanburg, SC	FA-'15
11	DeSean Jackson	WR	5-10	175	30	10	California	Long Beach, CA	UFA (WAS)-'17
12	Chris Godwin	WR	6-1	209	21	R	Penn State	Middletown, DE	D3a-'17
13	Mike Evans	WR	6-5	231	24	4	Texas A&M	Galveston, TX	D1-'14
14	Ryan Fitzpatrick	QB	6-2	223	34	13	Harvard	Gilbert, AZ	UFA (NYJ)-'17
18	Bernard Reedy	WR	5-9	175	25	1	Toledo	St. Petersburg, FL	FA-'16
21	Justin Evans	S	6-0	199	22	R	Texas A&M	Wiggins, MS	D2-'17
22	Doug Martin	RB	5-9	223	28	6	Boise State	Oakland, CA	D1b-'12
23	Chris Conte	S	6-2	203	28	7	California	Los Angeles, CA	UFA (CHI)-'15
24	Brent Grimes	CB	5-10	185	34	11	Shippensburg	Philadelphia, PA	FA-'16
25	Peyton Barber	RB	5-11	225	23	2	Auburn	Alpharetta, GA	FA-'16
26	Josh Robinson	DB	5-10	200	26	6	UCF	Sunrise, FL	UFA (MIN)-'16
27	Deji Olatoye	CB	6-1	205	26	3	North Carolina A&T	Dublin, OH	FA-'17
28	Vernon Hargreaves III	CB	5-10	204	22	2	Florida	Tampa, FL	D1-'16
29	Ryan Smith	CB	5-11	189	24	2	North Carolina Central	Upper Marlboro, MD	D4-'16
32	Jacquizz Rodgers	RB	5-6	205	27	7	Oregon State	Richmond, TX	FA-'16
34	Charles Sims III	RB	6-0	211	27	4	West Virginia	Houston, TX	D3-'14
35	Javien Elliott	CB	5-11	176	24	2	Florida State	Panama City, FL	FA-'16
36	Robert McClain	CB	5-9	195	29	6	Connecticut	Lusby, MD	UFA (LAC)-'17
37	Keith Tandy	S	5-10	205	28	6	West Virginia	Hopkinsville, KY	D6-'12
43	T.J. Ward	S	5-10	200	30	8	Oregon	Antioch, CA	FA-'17
51	Kendell Beckwith	LB	6-2	243	22	R	LSU	Clinton, LA	D3b-'17
52	Cameron Lynch	LB	6-0	229	24	3	Syracuse	Lawrenceville, GA	FA-'16
53	Adarius Glanton	LB	6-1	230	27	3	Florida Atlantic	Lakeland, FL	FA-'15
54	Lavonte David	LB	6-1	233	27	6	Nebraska	Miami, FL	D2-'12
57	Daryl Tapp	DE	6-1	270	33	12	Virginia Tech	Portsmouth, VA	FA-'17
58	Kwon Alexander	LB	6-1	227	23	3	LSU	Oxford, AL	D4-'15
59	Devante Bond	LB	6-1	236	24	2	Oklahoma	Sacramento, CA	D6a-'16
62	Evan Smith	OL	6-2	308	31	8	Idaho State	Salinas, CA	UFA (GB)-'14
64	Kevin Pampihle	G	6-5	315	26	4	Purdue	Miami, FL	D5b-'14
65	Garrison Sanborn	LS	6-1	240	32	9	Florida State	Tampa, FL	FA-'17
66	Leonard Wester	T	6-6	305	24	2	Missouri Western	Mt. Union, IA	FA-'16
68	Joe Hawley	C	6-3	302	29	8	UNLV	Bakersfield, CA	FA-'15
69	Demar Dotson	T	6-9	315	32	9	Southern Miss	Alexandria, LA	FA-'09
73	J.R. Sweezy	G	6-5	298	28	5	North Carolina State	Mooreville, NC	UFA (SEA)-'16
74	Ali Marpet	C	6-4	307	24	3	Hobart	Hastings-on-Hudson, NY	D2b-'15
76	Donovan Smith	T	6-6	338	24	3	Penn State	Owings Mills, MD	D2a-'15
77	Caleb Benenoch	OL	6-5	305	23	2	UCLA	Katy, TX	D5-'16
80	O.J. Howard	TE	6-6	251	22	R	Alabama	Prattville, AL	D1-'17
82	Antony Auclair	TE	6-6	256	24	R	Laval	Motreal, Quebec	FA-'17
84	Cameron Brate	TE	6-5	245	26	3	Harvard	Naperville, IL	FA-'15
88	Luke Stocker	TE	6-5	253	29	7	Tennessee	Berea, KY	D4-'11
90	Chris Baker	DT	6-2	320	30	6	Hampton	Windsor, CT	UFA (WAS)-'17
91	Robert Ayers Jr.	DE	6-3	275	32	9	Tennessee	Jersey City, NJ	UFA (NYG)-'16
92	William Gholston	DE	6-6	281	26	5	Michigan State	Detroit, MI	D4b-'13
93	Gerald McCoy	DT	6-4	300	29	8	Oklahoma	Oklahoma City, OK	D1-'10
94	Will Clarke	DL	6-6	275	26	4	West Virginia	Pittsburgh, PA	FA-'17
95	Ryan Russell	DE	6-5	275	25	3	Purdue	Carrollton, TX	FA-'16
96	Sealver Siliga	DT	6-2	345	27	5	Utah	West Jordan, UT	W (SEA)-'16
98	Clinton McDonald	DT	6-2	297	30	8	Memphis	Jacksonville, AR	UFA (SEA)-'14

PRACTICE SQUAD

No.	Name	Pos.	Ht.	Wt.	Age	NFL Exp.	College	HS Hometown	How Acq.
16	Freddie Martino	WR	6-0	195	26	2	North Greenville	North, SC	FA-'16
20	David Rivers	CB	6-0	185	23	R	Youngstown State	Miami, FL	FA-'17
39	Isaiah Johnson	S	6-0	209	25	1	South Carolina	Cary, NC	FA-'16
45	Alan Cross	TE	6-1	235	24	2	Memphis	Millington, TN	FA-'16
49	Riley Bullough	LB	6-2	228	23	R	Michigan State	Traverse City, MI	FA-'17
50	Eric Nzeocha	LB	6-3	218	24	R	Wyoming	Neusitz, Germany	INTFA-'17
61	Justin Murray	T	6-5	304	24	1	Cincinnati	Cincinnati, OH	FA-'17
67	Mike Liedtke	OL	6-3	305	25	1	Illinois State	Woodstock, IL	FA-'16
71	Channing Ward	DE	6-4	279	25	2	Mississippi	Aberdeen, MS	FA-'16
79	Patrick O'Connor	DE	6-4	270	23	R	Eastern Michigan	Chicago, IL	FA-'17
85	Bobo Wilson	WR	5-9	186	22	R	Florida State	Miami, FL	FA-'17

INJURED RESERVE

No.	Name	Pos.	Ht.	Wt.	Age	NFL Exp.	College	HS Hometown	How Acq.
2	Nick Folk	K	6-1	222	32	11	Arizona	Hollywood, CA	FA-'17
4	Ryan Griffin	QB	6-5	210	27	4	Tulane	Westlake Village, CA	W (NO)-'15
57	Noah Spence	DE	6-2	251	23	2	Eastern Kentucky	Harrisburg, PA	D2a-'16
72	Justin Trattou	DE	6-4	258	29	6	Florida	Ramsey, NJ	FA-'17
75	DaVonte Lambert	DL	6-2	282	23	2	Auburn	Keyesville, GA	FA-'16
97	Stevie Tu'ikolovatu	DT	6-1	320	26	R	USC	Salt Lake City, UT	D7-'17

PRACTICE SQUAD INJURED RESERVE

No.	Name	Pos.	Ht.	Wt.	Age	NFL Exp.	College	HS Hometown	How Acq.
78	Marquis Lucas	T	6-4	313	24	1	West Virginia	Miami, FL	W (ATL)-'17

Head Coach: Dirk Koetter

Assistant Coaches: Nate Kaczor (special teams coordinator); Todd Monken (offensive coordinator/wide receivers); Mike Smith (defensive coordinator); Mike Bajakian (quarterbacks); Butch Barry (assistant offensive line); Danny Breyer (defensive assistant); Dave Borbonzi (defensive quality control); Mark Duffner (linebackers); Skyler Fulton (offensive assistant); Zack Grossi (offensive quality control); Jay Hayes (defensive line); Jon Hoke (secondary); Dave Kennedy (head strength and conditioning); Brett Maxie (defensive backs); Carlos Polk (assistant special teams); Tim Spencer (running backs); Paul Spicer (assistant defensive line); Ben Steele (tight ends); Joe Vaughn (assistant strength and conditioning); Chad Wade (assistant strength and conditioning); George Warhop (run game coordinator/offensive line); Andrew Weidinger (assistant wide receivers/game management)

2017 TAMPA BAY BUCCANEERS ALPHABETICAL ROSTER

(as of 10/29/17)

No.	Name	Pos.	Ht.	Wt.	Birthdate	NFL Exp.	College	Hometown	17 GP/GS
58	Alexander, Kwon	LB	6-1	227	8/3/1994	3	LSU	Oxford, AL	3/3
9	Anger, Bryan	P	6-3	205	10/6/1988	6	California	Camarillo, CA	7/0
82	Auclair, Antony	TE	6-6	256	5/28/1993	R	Laval	Quebec, Canada	1/0
91	Ayers Jr., Robert	DE	6-3	275	9/6/1985	9	Tennessee	Jersey City, NJ	7/5
90	Baker, Chris	DT	6-2	320	10/8/1987	6	Hampton	Windsor, CT	6/6
25	Barber, Peyton	RB	5-11	225	2/27/1994	2	Auburn	Alpharetta, GA	7/0
51	Beckwith, Kendall	LB	6-2	243	12/2/1994	R	LSU	Clinton, LA	7/6
77	Benenoch, Caleb	OL	6-5	305	8/8/1994	2	UCLA	Katy, TX	6/0
59	Bond, Devante	LB	6-1	236	7/3/1993	2	Oklahoma	Sacramento, CA	6/2
84	Brate, Cameron	TE	6-5	245	7/3/1991	3	Harvard	Naperville, IL	7/3
94	Clarke, Will	DL	6-6	275	5/4/1991	4	West Virginia	Pittsburgh, PA	7/0
23	Conte, Chris	S	6-2	203	2/23/1989	7	California	Los Angeles, CA	7/7
54	David, Lavonte	LB	6-1	233	1/23/1990	6	Nebraska	Miami, FL	5/5
69	Dotson, Demar	T	6-9	315	10/11/1985	9	Southern Miss	Alexandria, LA	7/7
35	Elliott, javien	CB	5-11	176	7/18/1993	2	Florida State	Panama City, FL	6/0
21	Evans, Justin	S	6-0	199	8/26/1995	R	Texas A&M	Wiggins, MS	7/4
13	Evans, Mike	WR	6-5	231	8/21/1993	4	Texas A&M	Galveston, TX	7/7
14	Fitzpatrick, Ryan	QB	6-2	223	11/24/1982	13	Harvard	Gilbert, AZ	2/0
92	Gholston, William	DE	6-6	281	7/31/1991	5	Michigan State	Detroit, MI	7/6
53	Glanton, Adarius	LB	6-1	230	9/21/1990	3	Florida Atlantic	Lakeland, FL	7/3
12	Godwin, Chris	WR	6-1	209	2/27/1996	R	Penn State	Middletown, DE	7/0
24	Grimes, Brent	CB	5-10	185	7/19/1983	11	Shippensburg	Philadelphia, PA	5/5
28	Hargreaves III, Vernon	CB	5-10	204	6/3/1995	2	Florida	Tampa, FL	7/7
68	Hawley, Joe	C	6-3	302	10/22/1988	8	UNLV	Bakersfield, CA	0/0
80	Howard, O.J.	TE	6-6	251	11/19/1994	R	Alabama	Prattville, AL	7/7
10	Humphries, Adam	WR	5-11	195	6/24/1993	3	Clemson	Spartanburg, SC	7/2
11	Jackson, DeSean	WR	5-10	175	12/1/1986	10	California	Long Beach, CA	7/6
52	Lynch, Cameron	LB	6-0	229	8/4/1993	3	Syracuse	Lawrenceville, GA	7/0
74	Marpet, Ali	C	6-4	307	4/17/1993	3	Hobart	Hastings-on-Hudson, NY	7/7
22	Martin, Doug	RB	5-9	223	1/13/1989	6	Boise State	Oakland, CA	4/3
36	McClain, Robert	CB	5-9	195	7/22/1988	6	Connecticut	Lusby, MD	6/2
93	McCoy, Gerald	DT	6-4	300	2/25/1988	8	Oklahoma	Oklahoma City, OK	7/7
98	McDonald, Clinton	DT	6-2	297	1/6/1987	8	Memphis	Jacksonville, AR	7/1
7	Murray, Patrick	K	5-7	182	6/22/1991	4	Fordham	Mahway, NJ	3/0
27	Olatoye, Deji	CB	6-1	205	7/20/1991	3	North Carolina A&T	Dublin, OH	3/0*
64	Pamphile, Kevin	G	6-5	310	11/27/1990	4	Purdue	Miami, FL	7/6
18	Reedy, Bernard	WR	5-9	175	12/31/1991	1	Toledo	St. Petersburg, FL	7/0
26	Robinson, Josh	DB	5-10	200	1/8/1991	6	UCF	Sunrise, FL	4/0
32	Rodgers, Jacquizz	RB	5-6	205	2/6/1990	7	Oregon State	Richmond, TX	7/4
95	Russell, Ryan	DE	6-5	275	1/17/1992	3	Purdue	Carrollton, TX	5/0
65	Sanborn, Garrison	LS	6-1	240	7/31/1985	9	Florida State	Tampa, FL	7/0
96	Siliga, Sealver	DT	6-2	345	4/26/1990	5	Utah	West Jordan, UT	3/0
34	Sims III, Charles	RB	6-0	211	9/19/1990	4	West Virginia	Houston, TX	7/0
76	Smith, Donovan	T	6-6	338	6/23/1993	3	Penn State	Owings Mills, MD	7/7
62	Smith, Evan	OL	6-2	308	7/19/1986	8	Idaho State	Salinas, CA	7/1
29	Smith, Ryan	CB	5-11	189	9/7/1993	2	North Carolina Central	Upper Marlboro, MD	7/2
88	Stocker, Luke	TE	6-5	253	7/17/1988	7	Tennessee	Berea, KY	7/2
73	Sweezy, J.R.	G	6-5	298	4/8/1989	5	North Carolina State	Mooresville, NC	7/7
37	Tandy, Keith	S	5-10	205	2/12/1989	6	West Virginia	Hopkinsville, KY	5/3
56	Tapp, Darryl	DE	6-1	270	9/13/1994	12	Virginia Tech	Portsmouth, VA	0/0
43	Ward, T.J.	S	5-10	200	12/12/1986	8	Oregon	Antioch, CA	5/0
66	Wester, Leonard	T	6-6	305	1/3/1993	2	Missouri Western	Mt. Union, IA	1/0
3	Winston, Jameis	QB	6-4	231	1/6/1994	3	Florida State	Bessemer, AL	7/7

* Olatoye played 2 games with Atlanta

PRACTICE SQUAD

No.	Name	Pos.	Ht.	Wt.	Birthdate	NFL Exp.	College	HS Hometown	17 GP/GS
49	Bullough, Riley	LB	6-2	228	11/23/1993	R	Michigan State	Traverse City, MI	0/0
45	Cross, Alan	TE	6-1	235	5/2/1993	2	Memphis	Millington, TN	3/1
39	Johnson, Isaiah	S	6-0	209	10/14/1992	1	South Carolina	Cary, NC	2/0
67	Liedtke, Mike	OL	6-3	305	1/15/1992	1	Illinois State	Woodstock, IL	0/0
16	Martino, Freddie	WR	6-0	195	9/7/1991	2	North Greenville	North, SC	0/0
61	Murray, Justin	T	6-5	304	4/19/1993	1	Cincinnati	Cincinnati, OH	0/0
79	O'Connor, Patrick	DE	6-4	270	11/1/1993	R	Eastern Michigan	Chicago, IL	0/0
30	Rivers, David	CB	6-0	185	7/23/1994	R	Youngstown State	Miami, FL	0/0
50	Nzeocha, Eric	LB	6-3	218	4/1/1993	R	Wyoming	Neusitz, Germany	0/0
71	Ward, Channing	DE	6-4	279	9/17/1992	2	Mississippi	Aberdeen, MS	0/0
85	Wilson, Bobo	WR	5-9	186	1/25/1995	R	Florida State	Miami, FL	0/0

INJURED RESERVE

No.	Name	Pos.	Ht.	Wt.	Birthdate	NFL Exp.	College	HS Hometown	17 GP/GS
2	Folk, Nick	K	6-1	222	11/5/1984	11	Arizona	Hollywood, CA	4/0
4	Griffin, Ryan	QB	6-5	210	11/17/1989	4	Tulane	Westlake Village, CA	0/0
75	Lambert, DaVonte	DL	6-2	282	6/23/1994	2	Auburn	Keysville, GA	0/0
57	Spence, Noah	DE	6-2	251	1/8/1994	2	Eastern Kentucky	Harrisburg, PA	6/3
72	Trattou, Justin	DE	6-4	258	8/28/1988	6	Florida	Ramsey, NJ	0/0
97	Tu'ikolovatu, Stevie	DT	6-1	320	6/28/1991	R	USC	Salt Lake City, UT	0/0

PRACTICE SQUAD INJURED RESERVE

No.	Name	Pos.	Ht.	Wt.	Birthdate	NFL Exp.	College	HS Hometown	17 GP/GS
78	Lucas, Marquis	T	6-4	313	3/25/1993	1	West Virginia	Miami, FL	0/0

Head Coach: Dirk Koetter

Assistant Coaches: Nate Kaczor (special teams coordinator); Todd Monken (offensive coordinator/wide receivers); Mike Smith (defensive coordinator); Mike Bajakian (quarterbacks); Butch Barry (assistant offensive line); Danny Breyer (defensive assistant); Dave Borbonzi (defensive quality control); Mark Duffner (linebackers); Skyler Fulton (offensive assistant); Zack Grossi (offensive quality control); Jay Hayes (defensive line); Jon Hoke (secondary); Dave Kennedy (head strength and conditioning); Brett Maxie (defensive backs); Carlos Polk (assistant special teams); Tim Spencer (running backs); Paul Spicer (assistant defensive line); Ben Steele (tight ends); Joe Vaughn (assistant strength and conditioning); Chad Wade (assistant strength and conditioning); George Warhop (run game coordinator/offensive line); Andrew Weidinger (assistant wide receivers/game management)

2017 TAMPA BAY BUCCANEERS ROSTER BY POSITION

(as of 10/25/17)

No.	Name	Pos.	College	Ht.	Wt.	Age	NFL Exp.
<u>Defensive Linemen (9)</u>							
91	Robert Ayers Jr.	DE	Tennessee	6-3	275	32	9
90	Chris Baker	DT	Hampton	6-2	320	30	6
94	Will Clarke	DL	West Virginia	6-6	275	26	4
92	William Gholston	DE	Michigan State	6-6	281	26	5
93	Gerald McCoy	DT	Oklahoma	6-4	300	29	8
98	Clinton McDonald	DT	Memphis	6-2	297	30	8
95	Ryan Russell	DE	Purdue	6-5	275	25	3
96	Sealver Siliga	DT	Utah	6-2	345	27	5
56	Darryl Tapp	DE	Virginia Tech	6-1	270	33	12
<u>Linebacker (6)</u>							
58	Kwon Alexander	LB	LSU	6-1	227	23	3
51	Kendell Beckwith	LB	LSU	6-2	243	22	R
59	Devante Bond	LB	Oklahoma	6-1	236	24	2
54	Lavonte David	LB	Nebraska	6-1	233	27	6
53	Adarius Glanton	LB	Florida Atlantic	6-1	230	27	3
52	Cameron Lynch	LB	Syracuse	6-0	229	24	3
<u>Cornerback (6)</u>							
35	Javien Elliott	CB	Florida State	5-11	176	24	2
24	Brent Grimes	CB	Shippensburg	5-10	185	34	11
28	Vernon Hargreaves III	CB	Florida	5-10	204	22	2
36	Robert McClain	CB	Connecticut	5-9	195	29	6
27	Deji Olatoye	CB	North Carolina A&T	6-1	205	26	3
29	Ryan Smith	CB	North Carolina Central	5-11	189	24	2
<u>Safety (5)</u>							
23	Chris Conte	S	California	6-2	203	28	7
21	Justin Evans	S	Texas A&M	6-0	199	22	R
26	Josh Robinson	DB	UCF	5-10	200	26	7
37	Keith Tandy	S	West Virginia	5-10	205	28	6
43	T.J. Ward	S	Oregon	5-10	200	30	8
<u>Long Snapper (1)</u>							
65	Garrison Sanborn	LS	Florida State	6-1	240	32	9
<u>Punter (1)</u>							
9	Bryan Anger	P	California	6-3	205	29	6
<u>Kicker (1)</u>							
7	Patrick Murray	K	Fordham	5-7	182	26	4
<u>Offensive Line (9)</u>							
77	Caleb Benenoch	OL	UCLA	6-5	305	23	2
69	Demar Dotson	T	Southern Miss	6-9	315	32	9
68	Joe Hawley	C	UNLV	6-3	302	29	8
74	Ali Marpet	C	Hobart	6-4	307	24	3
64	Kevin Pamphile	G	Purdue	6-5	310	26	4
76	Donovan Smith	T	Penn State	6-6	338	24	3
62	Evan Smith	OL	Idaho State	6-2	308	31	8
73	J.R. Sweezy	G	North Carolina State	6-5	298	28	5
66	Leonard Wester	T	Missouri Western	6-6	305	24	2
<u>Tight End (4)</u>							
82	Antony Auclair	TE	Lavar	6-6	256	24	R
84	Cameron Brate	TE	Harvard	6-5	235	26	3
80	O.J. Howard	TE	Alabama	6-6	251	22	R
88	Luke Stocker	TE	Tennessee	6-5	253	29	7
<u>Running Back (4)</u>							
25	Peyton Barber	RB	Auburn	5-11	225	23	2
22	Doug Martin	RB	Boise State	5-9	223	28	6
32	Jacquizz Rodgers	RB	Oregon State	5-6	205	27	7
34	Charles Sims III	RB	West Virginia	6-0	211	27	4
<u>Wide Receiver (5)</u>							
13	Mike Evans	WR	Texas A&M	6-5	231	24	4
12	Chris Godwin	WR	Penn State	6-1	209	21	R
10	Adam Humphries	WR	Clemson	5-11	195	24	3
11	DeSean Jackson	WR	California	5-10	175	30	10
18	Bernard Reedy	WR	Toledo	5-9	175	25	1
<u>Quarterback (2)</u>							
14	Ryan Fitzpatrick	QB	Harvard	6-2	223	34	13
3	Jameis Winston	QB	Florida State	6-4	231	23	3

2017 TAMPA BAY BUCCANEERS BY EXPERIENCE

No.	Name	Pos.	Ht.	Wt.	Age	NFL Exp.	College	Hometown	(as of 10/25/17) How Acq.
13th Year (1)									
14	Fitzpatrick, Ryan	QB	6-2	223	34	13	Harvard	Gilbert, AZ	UFA (NYJ)-'17
12th Year (1)									
56	Tapp, Darryl	DE	6-1	270	33	12	Virginia Tech	Portsmouth, VA	FA-'17
11th Year (1)									
24	Grimes, Brent	CB	5-10	185	34	11	Shippensburg	Philadelphia, PA	FA-'16
10th Year (1)									
11	Jackson, DeSean	WR	5-10	175	30	10	California	Long Beach, CA	UFA (WAS)-'17
9th Year (3)									
91	Ayers Jr., Robert	DE	6-3	275	32	9	Tennessee	Jersey City, NJ	UFA (NYG)-'16
69	Dotson, Demar	T	6-9	315	32	9	Southern Miss	Alexandria, LA	FA-'09
65	Sanborn, Garrison	LS	6-1	240	32	9	Florida State	Tampa, FL	FA-'17
8th Year (5)									
68	Hawley, Joe	C	6-3	302	29	8	UNLV	Bakersfield, CA	FA-'15
93	McCoy, Gerald	DT	6-4	300	29	8	Oklahoma	Oklahoma City, OK	D1-'10
98	McDonald, Clinton	DT	6-2	297	30	8	Memphis	Jacksonville, AR	UFA (SEA)-'14
62	Smith, Evan	OL	6-2	308	31	8	Idaho State	Salinas, CA	UFA (GB)-'14
43	Ward, T.J.	S	5-10	200	30	8	Oregon	Antioch, CA	FA-'17
7th Year (3)									
23	Conte, Chris	S	6-2	203	28	7	California	Los Angeles, CA	UFA (CHI)-'15
32	Rodgers, Jacquizz	RB	5-6	205	27	7	Oregon State	Richmond, TX	FA-'16
88	Stocker, Luke	TE	6-5	253	29	7	Tennessee	Berea, KY	D4-'11
6th Year (7)									
9	Anger, Bryan	P	6-3	205	29	6	California	Camarillo, CA	UFA (JAC)-'16
90	Baker, Chris	DT	6-2	320	30	6	Hampton	Windsor, CT	UFA (WAS)-'17
54	David, Lavonte	LB	6-1	233	27	6	Nebraska	Miami, FL	D2-'12
22	Martin, Doug	RB	5-9	223	28	6	Boise State	Oakland, CA	D1b-'12
36	McClain, Robert	CB	5-9	195	29	6	Connecticut	Lusby, MD	UFA (LAC)-'17
26	Robinson, Josh	DB	5-10	200	26	6	UCF	Sunrise, FL	UFA (MIN)-'16
37	Tandy, Keith	S	5-10	205	28	6	West Virginia	Hopkinsville, KY	D6-'12
5th Year (3)									
92	Gholston, William	DE	6-6	281	26	5	Michigan State	Detroit, MI	D4b-'13
96	Siliga, Sealver	DT	6-2	345	27	5	Utah	West Jordan, UT	W (SEA)-'16
73	Sweezy, J.R.	G	6-5	298	28	5	North Carolina State	Mooreville, NC	UFA (SEA)-'16
4th Year (5)									
94	Clarke, Will	DL	6-6	275	26	4	West Virginia	Pittsburgh, PA	FA-'17
13	Evans, Mike	WR	6-5	231	24	4	Texas A&M	Galveston, TX	D1-'14
7	Murray, Patrick	K	5-7	182	26	4	Fordham	Mahwah, NJ	FA-'17
64	Pamphile, Kevin	G	6-5	310	26	4	Purdue	Miami, FL	D5b-'14
34	Sims III, Charles	RB	6-0	211	27	4	West Virginia	Houston, TX	D3-'14
3rd Year (10)									
58	Alexander, Kwon	LB	6-1	227	23	3	LSU	Oxford, AL	D4-'15
84	Brate, Cameron	TE	6-5	235	26	3	Harvard	Naperville, IL	FA-'15
53	Glanton, Adarius	LB	6-1	230	27	3	Florida Atlantic	Lakeland, FL	FA-'15
10	Humphries, Adam	WR	5-11	195	24	3	Clemson	Spartanburg, SC	FA-'15
52	Lynch, Cameron	LB	6-0	229	24	3	Syracuse	Lawrenceville, GA	FA-'16
74	Marpet, Ali	C	6-4	307	24	3	Hobart	Hastings-on-Hudson, NY	D2b-'15
27	Olatoye, Deji	CB	6-1	205	26	3	North Carolina A&T	Dublin, OH	FA-'17
95	Russell, Ryan	DE	6-5	275	25	3	Purdue	Carrollton, TX	FA-'16
76	Smith, Donovan	T	6-6	338	24	3	Penn State	Owings Mills, MD	D2a-'15
3	Winston, Jameis	QB	6-4	231	23	3	Florida State	Bessemer, AL	D1-'15
2nd Year (7)									
25	Barber, Peyton	RB	5-11	225	23	2	Auburn	Alpharetta, GA	FA-'16
77	Benenoch, Caleb	OL	6-5	305	23	2	UCLA	Katy, TX	D5-'16
59	Bond, Devante	LB	6-1	236	24	2	Oklahoma	Sacramento, CA	D6a-'16
35	Elliott, Javien	CB	5-11	176	24	2	Florida State	Panama City, FL	FA-'16
28	Hargreaves III, Vernon	CB	5-10	204	22	2	Florida	Tampa, FL	D1-'16
29	Smith, Ryan	S	5-11	189	24	2	North Carolina Central	Upper Marlboro, MD	D4-'16
66	Wester, Leonard	T	6-6	305	24	2	Missouri Western	Mt. Union, IA	FA-'16
Rookies/1st Year (6)									
82	Auclair, Antony	TE	6-6	256	24	R	Laval	Quebec, Canada	FA-'17
51	Beckwith, Kendall	LB	6-2	243	22	R	LSU	Clinton, LA	D3b-'17
21	Evans, Justin	S	6-0	190	22	R	Texas A&M	Wiggins, MS	D2-'17
12	Godwin, Chris	WR	6-1	209	21	R	Penn State	Middletown, DE	D3a-'17
80	Howard, O.J.	TE	6-6	251	22	R	Alabama	Prattville, AL	D1-'17
18	Reedy, Bernard	WR	5-9	175	25	1	Toledo	St. Petersburg, FL	FA-'16

2017 TAMPA BAY BUCCANEERS - HOW THEY WERE BUILT

	<u>DRAFT</u>	<u>TRADES</u>	<u>WAIVERS</u>	<u>FREE AGENTS</u>
2009				Demar Dotson (R)
2010	Gerald McCoy (1)			
2011	Luke Stocker (4)			
2012	Doug Martin (1b) Lavonte David (2) Keith Tandy (6)			
2013	William Gholston (4b)			
2014	Mike Evans (1) Charles Sims III (3) Kevin Pamphile (5b)			Clinton McDonald (SEA) Evan Smith (GB)
2015	Jameis Winston (1) Donovan Smith (2a) Ali Marpet (2b) Kwon Alexander (4)		Ryan Griffin (NO)*	Cameron Brate Chris Conte (CHI) Adarius Glanton Joe Hawley Adam Humphries (R)
2016	Vernon Hargreaves III (1) Noah Spence (2a)* Ryan Smith (4) Caleb Benenoch (5) Devante Bond (6a)		Sealver Siliga (SEA)	Bryan Anger (JAC) Robert Ayers Jr. (NYG) Peyton Barber (R) Javien Elliott (R) Brent Grimes Davonte Lambert (R)* Cameron Lynch Bernard Reedy Jacquizz Rodgers Josh Robinson (MIN) Ryan Russell J.R. Sweezy (SEA) Leonard Wester (R)
2017	O.J. Howard (1) Justin Evans (2) Chris Godwin (3a) Kendell Beckwith (3b) Stevie Tu'ikolovatu (7)*			Antony Auclair (R) Chris Baker (WAS) Will Clarke Ryan Fitzpatrick (NYJ) Nick Folk* DeSean Jackson (WAS) Robert McClain (LAC) Patrick Murray Deji Olatoye Garrison Sanborn Darryl Tapp Justin Trattou* T.J. Ward

2017 GAME-BY-GAME STARTERS

OFFENSE

	OPP	WR	LT	LG	C	RG	RT	TE	WR	TE	RB	QB	OTHER
CHI	D. Jackson	D. Smith	K. Pamphile	A. Marpet	J. Sweezy	D. Dotson	L. Stocker	M. Evans	O. Howard	J. Rodgers	J. Winston	---	
@MIN	D. Jackson	D. Smith	E. Smith	A. Marpet	J. Sweezy	D. Dotson	A. Cross	M. Evans	O. Howard	J. Rodgers	J. Winston	---	
NYG	---	D. Smith	K. Pamphile	A. Marpet	J. Sweezy	D. Dotson	L. Stocker	M. Evans	O. Howard	J. Rodgers	J. Winston	C. Brate (TE)	
NE	D. Jackson	D. Smith	K. Pamphile	A. Marpet	J. Sweezy	D. Dotson	C. Brate	M. Evans	O. Howard	J. Rodgers	J. Winston	---	
@ARI	D. Jackson	D. Smith	K. Pamphile	A. Marpet	J. Sweezy	D. Dotson	C. Brate	M. Evans	O. Howard	D. Martin	J. Winston	---	
@BUF	D. Jackson	D. Smith	K. Pamphile	A. Marpet	J. Sweezy	D. Dotson	---	M. Evans	O. Howard	D. Martin	J. Winston	A. Humphries (WR)	
CAR	D. Jackson	D. Smith	K. Pamphile	A. Marpet	J. Sweezy	D. Dotson	---	M. Evans	O. Howard	D. Martin	J. Winston	A. Humphries (WR)	

@NO
 NYJ
 @MIA
 @ATL
 @GB
 DET
 ATL
 @CAR
 NO

DEFENSE

	OPP	DE	DT	DT	DE	SLB	MLB	WLB	CB	CB	S	S	OTHER
CHI	N. Spence	G. McCoy	C. Baker	C. Baker	W. Gholston	K. Beckwith	K. Alexander	L. David	B. Grimes	V. Hargreaves	C. Conte	K. Tandy	---
@MIN	R. Ayers	G. McCoy	C. McDonald	C. McDonald	W. Gholston	A. Glanton	K. Beckwith	L. David	R. Smith	V. Hargreaves	C. Conte	K. Tandy	---
NYG	R. Ayers	G. McCoy	C. Baker	C. Baker	W. Gholston	A. Glanton	K. Beckwith	D. Bond	B. Grimes	V. Hargreaves	C. Conte	K. Tandy	---
NE	R. Ayers	G. McCoy	C. Baker	C. Baker	W. Gholston	A. Glanton	K. Beckwith	D. Bond	B. Grimes	V. Hargreaves	C. Conte	J. Evans	---
@ARI	N. Spence	G. McCoy	C. Baker	C. Baker	W. Gholston	---	K. Beckwith	L. David	B. Grimes	V. Hargreaves	C. Conte	J. Evans	R. McClain (CB)
@BUF	R. Ayers	G. McCoy	C. Baker	C. Baker	N. Spence	---	K. Alexander	L. David	B. Grimes	V. Hargreaves	C. Conte	J. Evans	R. McClain (CB)
CAR	R. Ayers	G. McCoy	C. Baker	C. Baker	W. Gholston	K. Beckwith	K. Alexander	L. David	R. Smith	V. Hargreaves	C. Conte	J. Evans	---

@NO
 NYJ
 @MIA
 @ATL
 @GB
 DET
 ATL
 @CAR
 NO

2017 PLAYTIME PERCENTAGES - OFFENSE

OFFENSE	CHI	@MIN	NYG	NE	@AZ	@BUF	CAR	@NO	NYJ	@MIA	@ATL	DET	ATL	@CAR	NO	PLAYS	PCT	
TOTAL PLAYS	71	53	64	72	70	72	67									469		
QUARTERBACKS																		
Winston	65	53	64	72	15	72	67									408	87%	
Fitzpatrick	6	DNP	DNP	DNP	55	DNP	DNP									61	43%	
RUNNING BACKS																		
Sims III	21	26	22	32	27	24	19									171	36%	
Martin	R/S	R/S	R/S	26	37	43	39									145	52%	
Rodgers	34	25	38	13	6	2	6									124	26%	
Barber	16	0	4	0	0	3	3									26	6%	
TIGHT ENDS																		
Howard	46	34	42	41	45	51	39									298	64%	
Brate	38	26	35	49	44	38	40									270	58%	
Stocker	16	6	14	5	10	8	17									76	16%	
Cross	16	4	7	PS	PS	PS	PS									27	14%	
Auclair	IA	IA	IA	1	IA	IA	IA									1	1%	
WIDE RECEIVERS																		
Evans	55	47	59	68	64	63	62									418	89%	
Jackson	36	43	45	52	53	52	50									331	71%	
Humphries	41	39	43	52	48	52	39									314	67%	
Godwin	29	11	9	17	14	22	14									116	25%	
Reedy	7	4	2	4	1	2	3									23	5%	
OFFENSIVE LINE																		
Marpet	71	53	64	72	70	72	67									469	100%	
D. Smith	71	53	64	72	70	72	67									469	100%	
Sweezy	71	53	64	72	70	72	67									469	100%	
Dotson	62	53	64	72	70	72	66									459	98%	
E. Smith	38	29	39	33	40	38	23									240	51%	
Pamphile	33	24	25	39	30	34	44									229	49%	
Bennoch	9	0	0	0	1	IA	5									15	4%	
Wester	IA	IA	IA	IA	IA	IA	0									0	0%	
Hawley	IA	IA	IA	IA	IA	IA	IA									0	N/A	

KEY

- DNP= Did Not Play
- IA= Inactive
- IR/DR= Injured Reserve/Designated to Return
- N/A= Not With Team
- PS= Practice Squad
- PUP= Reserve/Physically Unable to Perform
- R/S= Reserve/Suspended List
- W/_=With Other Team

2017 PLAYTIME PERCENTAGES - DEFENSE

DEFENSE	CHI	@MIN	NYG	NE	@AZ	@BUF	CAR	@NO	NYJ	@MIA	@ATL	@GB	DET	ATL	@CAR	NO	PLAYS	PCT
TOTAL PLAYS	64	74	80	74	65	68	65	65									490	

DEFENSIVE LINE

McCoy	40	63	67	66	59	66	59										420	86%
Ayers Jr.	48	61	56	48	47	52	51										363	74%
Gholston	32	50	29	37	43	35	29										255	52%
N. Spence	45	21	54	60	32	35	IR										247	58%
McDonald	24	46	32	37	25	20	27										211	43%
Baker	25	IA	IA	22	30	33	30	35									175	42%
Russell	35	25	39	11	IA	IA	IA	35									145	41%
Clarke	IA	9	15	6	9	14	13										66	15%
Siliga	5	25	IA	IA	12	IA	IA										42	21%
J. Smith	IA	IA	7	N/A	N/A	N/A	N/A										7	9%

LINEBACKERS

Beckwith	58	74	80	74	65	53	34										438	89%
David	53	69	IA	IA	61	67	65										315	94%
Glanton	22	39	80	74	21	2	2										240	49%
Alexander	17	IA	IA	IA	IA	68	65										150	76%
Bond	IA	7	21	15	18	0	7										68	16%
Lynch	0	0	1	0	0	0	0										1	0%

DEFENSIVE BACKS

Hargreaves III	64	67	79	74	63	36	63										446	91%
Conte	57	73	65	74	37	39	38										383	78%
Grimes	57	IA	79	74	63	67	IA										340	97%
Evans	7	1	45	74	57	68	65										317	65%
McClain	44	51	59	59	32	65	IA										310	73%
Ward	28	46	IA	IA	36	24	27										161	48%
Tandy	36	28	49	IA	IA	5	0										118	34%
R. Smith	7	45	0	0	0	2	63										117	24%
Elliott	IA	14	0	1	2	0	37										54	13%
Robinson	0	0	1	0	IA	IA	IA										1	0%
I. Johnson	PS	PS	PS	0	0	IA	PS										0	0%

KEY

- DNP= Did Not Play
- IA= Inactive
- IR/DR= Injured Reserve/Designated to Return
- N/A= Not With Team
- PS= Practice Squad
- PUP= Reserve/Physically Unable to Perform
- R/S= Reserve/Suspended List
- R/CE=Reserve/Commissioner's Exempt List
- W/_ =With Other Team

2017 TAMPA BAY BUCCANEERS STATISTICS

2017 RECORD --		WON: 2	LOST: 5
Aug 11	L 12-23	at Cincinnati	44,495
Aug 17	W 12-8	at Jacksonville	56,266
Aug 26	L 9-13	CLEVELAND	51,349
Aug 31	L 10-13	WASHINGTON	51,368

Sept 10		-- bye week --	
Sept 17	W 29-7	CHICAGO	56,640
Sept 24	L 17-34	at Minnesota	66,390
Oct 1	W 25-23	N.Y. GIANTS	63,916
Oct 5	L 14-19	NEW ENGLAND	64,476
Oct 15	L 33-38	at Arizona	63,999
Oct 22	L 27-30	at Buffalo	68,561
Oct 29	L 3-17	CAROLINA	58,545
Nov 5		at New Orleans	
Nov 12		N.Y. JETS	
Nov 19		at Miami	
Nov 26		at Atlanta	
Dec 3		at Green Bay	
Dec 10		DETROIT	
Dec 18		ATLANTA	
Dec 24		at Carolina	
Dec 31		NEW ORLEANS	

	BUCCANEERS	OPPONENTS
TOTAL FIRST DOWNS	152	151
Rushing	30	42
Passing	111	97
Penalty	11	12
3rd Down: Made/Att.	31/82 37.8%	48/98 49.0%
4th Down: Made/Att.	2/5 40.0%	0/4 0.0%
POSSESSION AVG.	28:25	31:35
TOTAL NET YARDS	2636	2705
Avg. Per Game	376.6	386.4
Total Plays	445	464
Avg. Per Play	5.9	5.8
NET YARDS RUSHING	568	782
Avg. Per Game	81.1	111.7
Total Rushes	153	203
NET YARDS PASSING	2068	1923
Avg. Per Game	295.4	274.7
Sacked/Yards Lost	13/75	7/43
Gross Yards	2143	1966
Att./Completions	279/174	254/172
Completion Pct.	62.4	67.7
Had Intercepted	8	5
PUNTS/AVERAGE	29/44.3	26/47.3
NET PUNTING AVERAGE	40.0	42.1
PENALTIES/YARDS	44/319	42/367
FUMBLES/FUMBLES LOST	13/4	9/5
TOUCHDOWNS	18	19
Rushing	3	7
Passing	13	12
Returns	2	0

SCORE BY QUARTERS	1	2	3	4	O1	TOTAL
BUCCANEERS	32	26	30	60	0	148
OPPONENTS	34	54	34	46	0	168

SCORING	TD	R	P	Rt	PAT	2P	FG	S	PTS
Folk	0	0	0	0	7-9	0	6-11	0	25
Brate	4	0	4	0	0-0	0	0-0	0	24
Evans, M.	4	0	4	0	0-0	0	0-0	0	24
Howard	3	0	3	0	0-0	0	0-0	0	18
Martin	2	2	0	0	0-0	1	0-0	0	14
Murray	0	0	0	0	4-4	0	3-3	0	13
Jackson	2	0	2	0	0-0	0	0-0	0	12
David	1	0	0	1	0-0	0	0-0	0	6
McClain	1	0	0	1	0-0	0	0-0	0	6
Rodgers	1	1	0	0	0-0	0	0-0	0	6
BUCCANEERS	18	3	13	2	11-13	1-5	9-14	0	148
OPPONENTS	19	7	12	0	18-18	0-1	12-14	0	168

SACKS: McCoy 2.0, McDonald 2.0, Ayers 1.0, Glanton 1.0, Spence 1.0.
Buccaneers 7.0. Opponents 13.0

FUM/LOST: Winston 8/2, Brate 1/0. Evans 1/0, Howard 1/0, Humphries 1/1, Sims 1/1.

PASSING	Att	Comp	Yds	Cmp%	Yds/Att	TD	TD%	INT	INT%	Lg	Sack/Lost	Rating
Winston	246	152	1853	61.8	7.53	10	4.1	6	2.4	58t	11/68	88.3
Fitzpatrick	33	22	290	66.7	8.79	3	9.1	2	6.1	41	2/7	99.3
BUCCANEERS	279	174	2143	62.4	7.68	13	4.7	8	2.9	58t	13/75	89.6
OPPONENTS	254	172	1966	67.7	7.74	12	4.7	5	2.0	59t	7/43	98.3

RUSHING	No	Yds	Avg	Lg	TD
Martin	65	247	3.8	27	2
Rodgers	48	171	3.6	36	1
Barber	12	49	4.1	14	0
Winston	13	43	3.3	9	0
Sims	8	31	3.9	14	0
Reedy	3	17	5.7	10	0
Fitzpatrick	4	10	2.5	10	0
BUCCANEERS	153	568	3.7	36	3
OPPONENTS	203	782	3.9	31	7

RECEIVING	No	Yds	Avg	Lg	TD
Evans, M.	39	519	13.3	41	4
Brate	31	405	13.1	35	4
Humphries	29	297	10.2	38	0
Jackson	25	397	15.9	41	2
Sims	15	106	7.1	25	0
Howard	13	221	17.0	58t	3
Godwin	7	74	10.6	18	0
Rodgers	6	48	8.0	13	0
Martin	5	54	10.8	17	0
Cross	2	11	5.5	6	0
Reedy	1	6	6.0	6	0
Stocker	1	5	5.0	5	0
BUCCANEERS	174	2143	12.3	58t	13
OPPONENTS	172	1966	11.4	59t	12

INTERCEPTIONS	No	Yds	Avg	Lg	TD
McClain	1	47	47.0	47t	1
Grimes	1	39	39.0	39	0
Alexander	1	22	22.0	22	0
Evans, J.	1	2	2.0	2	0
Conte	1	0	0.0	0	0
BUCCANEERS	5	110	22.0	47t	1
OPPONENTS	8	104	13.0	36	0

PUNTING	No	Yds	Avg	Net	TB	In20	Lg	Bk
Anger	29	1284	44.3	40.0	2	12	62	0
BUCS	29	1284	44.3	40.0	2	12	62	0
OPPONENTS	26	1229	47.3	42.1	2	9	63	0

PUNT RETURNS	Ret	FC	Yds	Avg	Lg	TD
Reedy	11	5	95	8.6	17	0
BUCCANEERS	11	5	95	8.6	17	0
OPPONENTS	9	10	83	9.2	40	0

KICKOFF RETURNS	Ret	Yds	Avg	Lg	TD
Reedy	7	145	20.7	50	0
BUCCANEERS	7	145	20.7	50	0
OPPONENTS	9	219	24.3	33	0

FIELD GOALS	1-19	20-29	30-39	40-49	50+	Lg
Folk	0-0	2-2	1-2	2-5	1-2	50
Murray	0-0	1-1	0-0	1-1	1-1	50
BUCCANEERS	0-0	3-3	1-2	3-6	2-3	50
OPPONENTS	0-0	6-6	3-3	2-4	1-1	52

Folk: (42G, 50G, 23G) (40G) (46WR, 20G, 49WR, 34G) (56WR, 49WL, 31WL)
Murray: () (50G, 25G) (41G)
Buccaneers: (42G, 50G, 23G) (40G) (46WR, 20G, 49WR, 34G) (56WR, 49WL, 31WL) ()
(50G, 25G) (41G)

OPPONENTS: () (20G, 37G) (30G, 43WR) (27G, 23G, 45G, 48G) (28G) (25G, 41WR, 52G, 30G) (28G)

2017 BUCCANEERS DEFENSIVE STATISTICS

Player	Tackles				Sacks			Interceptions				Fumbles			
	Solo	Assist	Total	TFL	Sack	Yds	QBP	INT	Yds	TD	PD	FF	FR	Yds	TD
Kendell Beckwith	40	7	47	3	-	-	1	-	-	-	1	-	-	-	-
Chris Conte	35	5	40	-	-	-	-	1	0	0	4	1	-	-	-
Vernon Hargreaves	33	4	37	1	-	-	-	-	-	-	5	-	-	-	-
Lavonte David	30	6	36	3	-	-	1	-	-	-	-	3	3	21	1
Justin Evans	20	6	26	1	-	-	-	1	2	0	4	-	-	-	-
Brent Grimes	23	1	24	1	-	-	-	1	39	-	5	-	-	-	-
Adarius Glanton	17	6	23	-	1.0	4.0	2	-	-	-	1	1	-	-	-
William Gholston	11	11	22	2	-	-	-	-	-	-	-	-	-	-	-
Robert McClain	18	2	20	2	-	-	-	1	47	1	3	-	-	-	-
Gerald McCoy	15	5	20	7	2.0	8.0	13	-	-	-	1	-	-	-	-
Kwon Alexander	13	7	20	3	-	-	-	1	22	0	1	-	-	-	-
Chris Baker	14	3	17	2	-	-	2	-	-	-	1	-	-	-	-
Robert Ayers	9	8	17	2	1.0	7.0	8	-	-	-	-	-	-	-	-
T.J. Ward	10	5	15	1	-	-	-	-	-	-	2	-	-	-	-
Ryan Smith	13	0	13	-	-	-	-	-	-	-	3	-	-	-	-
Clinton McDonald	9	3	12	3	2.0	13.0	4	-	-	-	-	-	-	-	-
Noah Spence	5	4	9	1	1.0	11.0	1	-	-	-	-	1	-	-	-
Keith Tandy	5	0	5	-	-	-	-	-	-	-	-	-	-	-	-
Ryan Russell	4	1	5	-	-	-	-	-	-	-	-	-	-	-	-
Will Clarke	3	0	3	-	-	-	-	-	-	-	-	-	1	0	0
Sealver Siliga	1	2	3	-	-	-	-	-	-	-	-	-	-	-	-
Javien Elliott	2	0	2	-	-	-	-	-	-	-	-	-	-	-	-
Devante Bond	1	1	2	-	-	-	-	-	-	-	-	-	-	-	-
Totals	331	87	418	32	7.0	43.0	32	5	110	1	31	6	4	21	1

2017 SPECIAL TEAMS STATISTICS

Player	Tackles			Fumbles		
	Solo	Assist	Total	FF	FR	TD
Isaiah Johnson	3	0	3	-	-	-
Cameron Lynch	3	0	3	-	1	0
Ryan Smith	2	1	3	1	-	-
Peyton Barber	2	0	2	-	-	-
Keith Tandy	2	0	2	-	-	-
Devante Bond	1	0	1	-	-	-
Justin Evans	1	0	1	-	-	-
Chris Godwin	1	0	1	-	-	-
Robert McClain	1	0	1	-	-	-
Patrick Murray	1	0	1	-	-	-
T.J. Ward	1	0	1	-	-	-
Adarius Glanton	0	1	1	-	-	-
Totals	18	2	20	1	1	0

Blocked Kicks			
	FG	PAT	Punt
Totals	0	0	0

Own Fumbles				
	Total	Lost	OR	OOB
Cameron Brate	1	0	1	0
Mike Evans	1	0	1	0
O.J. Howard	1	0	1	0
Adam Humphries	1	1	0	0
Charles Sims	1	1	0	0
Jameis Winston	8	2	6	0
Totals	13	4	9	0

Return Touchdowns

47-yard interception return by Robert McClain, vs. Chicago, 9/17/17

21-yard fumble return by Lavonte David, at Arizona, 10/15/17

Safeties

Key	
TFL - Tackles for Loss	FF - Forced Fumbles
Yds - Yards	FR - Fumble Recoveries
QBP - Quarterback Pressures	OR - Own Recovered
PD - Passes Defensed	OOB - Out of Bounds

Miscellaneous Tackles/Fumbles			
	Tackles	FF	FR
Cameron Brate	2	0	0
Demar Dotson	1	0	0
Mike Evans	1	0	1
O.J. Howard	0	0	1
Adam Humphries	5	1	0
Ali Marpet	1	0	0
Donovan Smith	0	0	1
Evan Smith	1	0	0
Jameis Winston	1	0	1
Totals	12	1	4

TAMPA BAY BUCCANEERS' 2017 PERSONNEL LOG

(By Date)

January 2 – Signed OL **Josh Allen**, S **Isaiah Johnson**, OL **Mike Liedtke**, CB **Cody Riggs**, RB **Blake Sims** and TE **Tevin Westbrook** to futures contracts.

January 4 – Signed TE **Kivon Cartwright** and K **John Lunsford** to futures contracts.

January 5 – Signed G **Jarvis Harrison** to futures contract.

January 6 – Signed WR **Derel Walker** to futures contract.

January 10 – Signed RB **Quayvon Hicks** to futures contract.

January 13 – Signed Defensive Coordinator **Mike Smith** to new contract agreement.

January 20 – Signed G **James Stone** to futures contract.

January 30 – Signed QB **Sean Renfree** to futures contract.

February 7 – Named **Ben Steele** as tight ends coach. Signed LS **Dax Dellenbach** to futures contract.

February 14 – Named **Danny Breyer** as defensive assistant, **Skyler Fulton** as offensive assistant, **Zack Grossi** as offensive quality control, **Anthony Perkins** as assistant to the head coach and **Alex Smith** as pro scout.

February 21 – Named **Brett Greene** as director of video.

February 23 – Released CB **Alterraun Verner**.

March 9 – Signed DT **Chris Baker**, S **Chris Conte**, WR **DeSean Jackson** and RB **Jacquizz Rodgers**.

March 11 – Signed DT **Sealver Siliga** and S **J.J. Wilcox**.

March 12 – Signed CB **Josh Robinson**.

March 14 – Signed LS **Garrison Sanborn**.

March 15 – Signed C **Joe Hawley**.

March 16 – T **Gosder Cherlius** announced retirement.

March 18 – Signed K **Nick Folk**.

March 22 – Waived K **John Lunsford**.

April 17 – CB **Jude Adjei-Barimah**, TE **Cameron Brate**, LB **Adarius Glanton**, WR **Adam Humphries** and WR **Freddie Martino** signed exclusive rights contracts. QB **Ryan Griffin** signed restricted free agent contract.

May 1 – Signed TE **Antony Auclair**, DE **Deondre Barnett**, LB **Richie Brown**, LB **Riley Bullough**, CB **Maurice Fleming**, T **Cole Gardner**, S **Alex Gray**, T **Korren Kirven**, QB **Sefo Liufau**, CB **Greg Mabin**, LB **Paul Magloire**, CB **Jonathan Moxey**, WR **Thomas Sperbeck** and WR **Bobo Wilson**. Waived TE **Kivon Cartwright** and C **Ben Gottschalk**.

May 8 – Waived CB **Greg Mabin**.

May 10 – Signed CB **Robert McClain**. Waived LS **Dax Dellenbach**.

May 11 – Signed DE **Evan Panfil**.

May 22 – Signed QB **Ryan Fitzpatrick** and TE **O.J. Howard**. DE **Jacquies Smith** signed restricted free agent contract. Waived QB **Sean Renfree**.

May 23 – Signed LB **Kendell Beckwith**, RB **Jeremy McNichols** and DT **Stevie Tu'ikolovatu**.

May 25 – Signed S **Justin Evans**.

May 30 – Signed LB **Eric Nzeocha**.

May 31 – Signed DE **Sterling Bailey** and DE **Tavaris Barnes**. Waived DE **Deondre Barnett** and LB **Paul Magloire**.

June 1 – Signed WR **Chris Godwin**.

July 26 – Placed DE **Jacquies Smith** on the Active/PUP list.

July 28 – Signed DE **Justin Trattou**. Waived DE **Evan Panfil**.

July 30 – Signed S **Marqueston Huff** and WR **Jhajuan Seales**. Waived S **Alex Gray** and WR **Thomas Sperbeck**.

August 2 – Signed WR **Shaq Hill**. Waived WR **Jhajuan Seales**.

August 12 – Waived K **Roberto Aguayo**.

August 13 – Signed K **Zach Hocker**.

August 19 – Signed T **Austin Albrecht** and CB **Vernon Harris**. Waived CB **Maurice Fleming** and T **Cole Gardner**.

August 20 – Signed CB **Mariel Cooper**. Awarded T **Marquis Lucas** off of waivers from Atlanta. Waived T **Austin Albrecht** and RB **Quayvon Hicks**.

August 22 – Signed LS **Andrew DePaola**. Waived (injured) CB **Jude Adjei-Barimah**.

August 28 – Signed DE **Mehdi Abdesmad** and DE **Hendrick Ekpe**. Placed DE **Justin Trattou** on Injured Reserve. Waived RB **Blake Sims**.

August 30 – Signed QB **Ryan Griffin** to a contract extension.

September 1 – Placed DL **DaVonte Lambert** and DT **Stevie Tu'ikolovatu** on Injured Reserve. Released LS **Andrew DePaola** and DE **George Johnson**.

September 2 – Waived DE **Mehdi Abdesmad**, OL **Josh Allen**, DE **Sterling Bailey**, DE **Tarvaris Barnes**, LB **Richie Brown**, LB **Riley Bullough**, CB **Mariel Cooper**, WR **Donteea Dye**, DE **Hendrick Ekpe**, RB **Russell Hansbrough**, CB **Vernon Harris**, G **Jarvis Harrison**, WR **Shaq Hill**, K **Zach Hocker**, WR **Josh Huff**, S **Marqueston Huff**, FB **Austin Johnson**, S **Isaiah Johnson**, T **Korren Kirven**, LB **Jeff Knox**, OL **Mike Liedtke**, T **Marquis Lucas**, WR **Freddie Martino**, RB **Jeremy McNichols**, CB **Jonathan Moxey**, LB **Eric Nzeocha**, DB **Cody Riggs**, G **James Stone**, WR **Derel Walker**, TE **Tevin Westbrook** and WR **Bobo Wilson**. Released LS **Garrison Sanborn**. Waived (injured) QB **Sefo Liufau**. Placed RB **Doug Martin** on Reserve/Suspended list.

September 3 – Traded S **J.J. Wilcox** to the Pittsburgh Steelers. Signed DE **Sterling Bailey**, LB **Riley Bullough**, RB **Russell Hansbrough**, FB **Austin Johnson**, S **Isaiah Johnson**, OL **Mike Liedtke**, T **Marquis Lucas**, WR **Freddie Martino**, CB **Jonathan Moxey**, LB **Eric Nzeocha** and WR **Bobo Wilson** to the practice squad.

September 4 – Signed LS **Garrison Sanborn** and S **T.J. Ward**. Placed QB **Ryan Griffin** on Injured Reserve.

September 5 – Signed DL **Will Clarke**. Waived DL **Channing Ward**.

September 6 – Signed T **Justin Murray** to practice squad. Placed T **Marquis Lucas** on Practice Squad Injured Reserve.

September 14 – Signed DL **Channing Ward** to practice squad. Released DL **Sterling Bailey** from practice squad.

September 19 – Signed CB **David Rivers** to practice squad. Released CB **Jonathan Moxey** from practice squad.

October 2 – Activated RB **Doug Martin** from Reserve/Suspended list. Waived TE **Alan Cross**.

October 3 – Signed TE **Alan Cross** to practice squad. Released RB **Russell Hansbrough** from practice squad.

October 5 – Promoted S **Isaiah Johnson** from practice squad to active roster. Released DE **Jacques Smith**.

October 9 – Signed K **Patrick Murray**. Placed K **Nick Folk** on Injured Reserve. Signed DE **Patrick O'Connor** to practice squad.

October 10 – Signed DE **Larry Webster** to practice squad. Released FB **Austin Johnson** from practice squad.

October 24 – Waived S **Isaiah Johnson**. Released DE **Larry Webster** from practice squad.

October 25 – Signed CB **Deji Olatoye** and DE **Darryl Tapp**. Placed DE **Noah Spence** on Injured Reserve. Signed DE **Marquavius Lewis**.

October 26 – Signed S **Isaiah Johnson** to practice squad. Released DE **Marquavius Lewis** from practice squad.

TAMPA BAY BUCCANEERS' 2017 PERSONNEL LOG

(By Player and Coach)

Abdesmad, Mehdi **DE**
August 28 Signed contract
September 2 Waived

Adjei-Barimah, Jude **CB**
April 17 Signed ERFA contract
August 22 Waived (injured)

Aguayo, Roberto **K**
August 12 Waived

Albrecht, Austin **T**
August 19 Signed contract
August 20 Waived

Allen, Josh **OL**
January 2 Signed contract
September 2 Waived

Auclair, Antony **TE**
May 1 Signed contract

Bailey, Sterling **DE**
May 31 Signed contract
September 2 Waived
September 3 Signed to practice squad
September 14 Released from practice squad

Baker, Chris **DT**
March 9 Signed contract

Barnes, Tavaris **DE**
May 31 Signed contract
September 2 Waived

Barnett, Deondre **DE**
May 1 Signed contract
May 31 Waived

Beckwith, Kendell **LB**
May 23 Signed contract

Brate, Cam **TE**
April 17 Signed ERFA contract

Breyer, Danny **Defensive Assistant**
February 14 Named defensive assistant

Brown, Richie **LB**
May 1 Signed contract
September 2 Waived

Bullough, Riley **LB**
May 1 Signed contract
September 2 Waived
September 3 Signed to practice squad

Cartwright, Kivon **TE**
January 4 Signed contract
May 1 Waived

Cherilus, Gosder **T**
March 16 Announced retirement

Clarke, Will **DL**
September 5 Signed contract

Conte, Chris **S**
March 9 Signed contract

Cooper, Mariel **CB**
August 20 Signed contract
September 2 Waived

Cross, Alan **TE**
October 2 Waived
October 3 Signed to practice squad

Dellenbach, Dax **LS**
 February 7 Signed contract
 May 10 Waived
DePaola, Andrew **LS**
 August 22 Signed contract
 September 1 Released
Dye, Donteea **WR**
 September 2 Waived
Ekpe, Hendrick **DE**
 August 28 Signed contract
 September 2 Waived
Evans, Justin **S**
 May 25 Signed contract
Fitzpatrick, Ryan **QB**
 May 22 Signed contract
Fleming, Maurice **CB**
 May 1 Signed contract
 August 19 Waived
Folk, Nick **K**
 March 18 Signed contract
 October 9 Placed on Injured Reserve
Fulton, Skyler **Offensive Assistant**
 February 14 Named offensive assistant
Gardner, Cole **T**
 May 1 Signed contract
 August 19 Waived
Glanton, Adarius **LB**
 April 17 Signed ERFA contract
Godwin, Chris **WR**
 June 1 Signed contract
Gottschalk, Ben **C**
 May 1 Waived
Gray, Alex **S**
 May 1 Signed contract
 July 30 Waived
Greene, Brett **Director of Video**
 February 21 Named director of video
Griffin, Ryan **QB**
 April 17 Signed RFA contract
 August 30 Signed contract extension
 September 4 Placed on Injured Reserve
Grossi, Zack **Offensive Quality Control**
 February 14 Named offensive quality control
Hansbrough, Russell **RB**
 September 2 Waived
 September 3 Signed to practice squad
 September 4 Released from practice squad
Harris, Vernon **CB**
 August 19 Signed contract
 September 2 Waived
Harrison, Jarvis **G**
 January 5 Signed contract
 September 2 Waived
Hawley, Joe **C**
 March 15 Signed contract
Hicks, Quayvon **RB**
 January 10 Signed contract
 August 20 Waived
Hill, Shaq **WR**
 August 2 Signed contract
 September 2 Waived

Hocker, Zach **K**
 August 13 Signed contract
Howard, O.J. **TE**
 May 22 Signed contract
Huff, Josh **WR**
 September 2 Waived
Huff, Marqueston **S**
 July 30 Signed contract
 September 2 Waived
Humphries, Adam **WR**
 April 17 Signed ERFA contract
Jackson, DeSean **WR**
 March 9 Signed contract
Johnson, Austin **FB**
 January 2 Signed contract
 September 2 Waived
 September 3 Signed to practice squad
 October 10 Released from practice squad
Johnson, George **DE**
 September 1 Released
Johnson, Isaiah **S**
 January 2 Signed contract
 September 2 Waived
 September 3 Signed to practice squad
 October 5 Promoted to active roster
 October 24 Waived
 October 26 Signed to practice squad
Kirven, Korren **T**
 May 1 Signed contract
 September 2 Waived
Knox, Jeff **LB**
 September 2 Waived
Lambert, DaVonte **DL**
 September 1 Placed on Injured Reserve
Lewis, Marquavius **DE**
 October 25 Signed to practice squad
 October 26 Released from practice squad
Liedtke, Mike **OL**
 January 2 Signed contract
 September 2 Waived
 September 3 Signed to practice squad
Liufau, Sefo **QB**
 May 1 Signed contract
 September 2 Waived (Injured)
Lucas, Marquis **T**
 August 20 Awarded off of waivers (ATL)
 September 2 Waived
 September 3 Signed to practice squad
 September 6 Placed on Practice Squad Injured Reserve
Lunsford, John **K**
 January 2 Signed contract
 March 22 Waived
Mabin, Greg **CB**
 May 1 Signed contract
 May 8 Waived
Magloire, Paul **LB**
 May 1 Signed contract
 May 31 Waived
Martin, Doug **RB**
 September 2 Placed on Reserve/Suspended list
 October 2 Activated from Reserve/Suspended list

Martino, Freddie **WR**
 April 17 Signed ERFA contract
 September 2 Waived
 September 3 Signed to practice squad
McClain, Robert..... **CB**
 May 10 Signed contract
McNichols, Jeremy **RB**
 May 23 Signed contract
 September 2 Waived
Moxey, Jonathan..... **CB**
 May 1 Signed contract
 September 2 Waived
 September 3 Signed to practice squad
 September 19 Released from practice squad
Murray, Justin **T**
 September 6 Signed to practice squad
Murray, Patrick..... **K**
 October 9 Signed contract
Nzeocha, Eric **LB**
 May 30 Signed contract
 September 2 Waived
 September 3 Signed to practice squad
O'Connor, Patrick **DE**
 October 9 Signed contract
Olatoye, Deji **CB**
 October 25 Signed contract
Panfil, Evan..... **DE**
 May 11 Signed contract
 July 28 Waived
Perkins, Anthony **Assistant to the Head Coach**
 February 14 Named assistant to the head coach
Renfree, Sean **QB**
 January 30 Signed contract
 May 22 Waived
Riggs, Cody **CB**
 January 2 Signed contract
 September 2 Waived
Rivers, David **CB**
 September 19 Signed to practice squad
Robinson, Josh **CB**
 March 12 Signed contract
Rodgers, Jacquizz **RB**
 March 9 Signed contract
Sanborn, Garrison **LS**
 March 14 Signed contract
 September 2 Released
 September 4 Signed contract
Seales, Jhajuan **WR**
 July 30 Signed contract
 August 2 Waived
Siliga, Sealver..... **WR**
 March 11 Signed contract
Sims, Blake..... **RB**
 January 2 Signed contract
 August 28 Waived
Smith, Alex **Pro Scout**
 February 14 Named pro scout
Smith, Jacquies..... **DE**
 May 22 Signed RFA contract
 July 26 Placed on Active/PUP list
 October 5 Released

Smith, Mike **Defensive Coordinator**
 January 13 Signed contract
Spence, Noah **DE**
 October 25 Placed on Injured Reserve
Sperbeck, Thomas **WR**
 May 1 Signed contract
 July 30 Waived
Steele, Ben **Tight Ends Coach**
 February 7 Named tight ends coach
Stone, James **G**
 January 20 Signed contract
 September 2 Waived
Tapp, Darryl **DE**
 October 25 Signed contract
Trattou, Justin **DE**
 July 28 Signed contract
 August 28 Placed on Injured Reserve
Tu'ikolovatu, Stevie **DT**
 May 23 Signed contract
 September 1 Placed on Injured Reserve
Verner, Alterraun **CB**
 February 23 Released
Walker, Derel **TE**
 January 2 Signed contract
 September 2 Waived
Ward, Channing **DL**
 September 5 Waived
 September 14 Signed to practice squad
Ward, T.J. **S**
 September 4 Signed contract
Webster, Larry **DE**
 October 10 Signed to practice squad
 October 24 Released from practice squad
Westbrook, Tevin **TE**
 January 2 Signed contract
 September 2 Waive
Wilcox, J.J. **S**
 March 11 Signed contract
 September 3 Traded to PIT
Wilson, Bobo **WR**
 May 1 Signed contract
 September 2 Waived
 September 3 Signed to practice squad