



NEWS RELEASE

October 31, 2017

Seahawks Remain at CenturyLink Field and Host the Washington Redskins this Sunday

REDSKINS

Seahawks vs. Redskins
Sunday, November 5
1:05 p.m. (PT), FOX
CenturyLink Field

SEATTLE
SEAHAWKS

2017 Schedule

Preseason (4-0)

Day	Date	Opponent	Time (PT)	TV
Sun.	8/13	at L.A. Chargers	W	48-17
Fri.	8/18	Minnesota	W	20-13
Fri.	8/25	Kansas City	W	26-13
Thu.	8/31	at Oakland	W	17-13

Regular Season (5-2)

Day	Date	Opponent	Time (PT)	TV
Sun.	9/10	at Green Bay	L	17-9
Sun.	9/17	San Francisco	W	12-9
Sun.	9/24	at Tennessee	L	33-27
Sun.	10/1	Indianapolis	W	46-18
Sun.	10/8	at L.A. Rams	W	16-10
Sun.	10/15	Bye Week		
Sun.	10/22	at N.Y. Giants	W	24-7
Sun.	10/29	Houston	W	41-38
Sun.	11/5	Washington	1:05 p.m.	FOX
Thu.	11/9	at Arizona	5:25 p.m.	NBC
Mon.	11/20	Atlanta	5:30 p.m.	ESPN
Sun.	11/26	at San Francisco*	1:05 p.m.	FOX
Sun.	12/3	Philadelphia*	5:30 p.m.	NBC
Sun.	12/10	at Jacksonville*	10:00 a.m.	FOX
Sun.	12/17	L.A. Rams*	1:05 p.m.	FOX
Sun.	12/24	at Dallas	1:25 p.m.	FOX
Sun.	12/31	Arizona*	1:25 p.m.	FOX

* Game time subject to NFL Flexible Scheduling

Table of Contents

Page	Note
2	What to Look for
3	Series vs. Redskins
4-9	Team Notes
10-12	Russell Wilson
13-15	Player Notes (by jersey number)
16	Pete Carroll
17	Steve Hutchinson Eligible for Hall of Fame
18	CenturyLink Field Enhancements
19-20	Statistics
21-24	Transactions, Participation Chart, How Built
25-27	Rosters, Depth Chart, Pronunciation Guide

Winners of four in a row, Seattle (5-2) plays at home for consecutive weeks for the only time this season as it takes on the Washington Redskins. Kickoff is set for 1:05 p.m. (PT).

The Seahawks are 66-28-1 since the second-half of the 2011 season and in the last 107 games, including playoffs, Seattle has only lost three games by a double-digit margin.

Over the last two games, Seattle has accumulated **904 total yards (452.0 ypg) to rank second** in the NFL.

This will be the 17th meeting between the two clubs with Washington leading the series, 11-5. Seattle snapped Washington's six-game winning streak in the last meeting, winning 27-17, in Washington, D.C. in 2014.

Broadcast Information

Television	FOX	Kevin Burkhardt (play-by-play) Charles Davis (analyst) Pam Oliver (sidelines)
Local Radio	710 ESPN Seattle KIRO Radio 97.3	Steve Raible (play-by-play) Warren Moon (analyst) Jen Mueller (sidelines) John Clayton (sidelines)
National Radio	Sports USA	Larry Kahn (play-by-play) John Robinson (analyst) Troy West (sidelines)

This Week's Schedule

Wednesday, November 1

- 9:00 a.m. Redskins Head Coach Jay Gruden conference call
- 12:40 p.m. Head Coach Pete Carroll press conference
- 12:55 p.m. Selected players available; open locker room
- 2:00 p.m. Practice*
- 3:45 p.m. Darrell Bevell, coaches available after practice

Thursday, November 2

- 12:45 p.m. QB Russell Wilson available
- 12:55 p.m. Selected players available; open locker room
- 2:00 p.m. Practice*
- 3:45 p.m. Kris Richard, coaches available after practice

Friday, November 3

- 12:30 p.m. Practice*
- 2:00 p.m. Coach Carroll available; open locker room

Saturday, November 4

No media availability

Sunday, November 5

- 1:05 p.m. Seahawks vs. Redskins

Monday, November 6

TBD

*Local TV cameras may shoot the first 5-10 minutes of practice

What to Look for



Pete Carroll

* Needs three more wins to tie Marvin Lewis for 32nd place on the NFL's all-time coaches wins list with 121.

Doug Baldwin

* Has played in 79 consecutive games, the fourth-longest active streak among wide receivers.

Most Consecutive Games Played by a WR, Active Streak

Eric Weems, Ten	141
Demaryius Thomas, Den	98
Golden Tate, Det	86
Doug Baldwin, Sea	79
Pierre Garcon, SF	79

* Needs 32 receptions to pass Darrell Jackson for fourth-place on Seattle's all-time receptions list with 442.

* Needs nine touchdowns to tie Darrell Jackson for second-place on Seattle's all-time receiving touchdowns list with 47.

* Needs four touchdowns to tie Joey Galloway for seventh-place on Seattle's all-time total touchdowns list with 42.

* Ranks fifth on Seattle's all-time receptions list with 410.

* Ranks fourth on Seattle's all-time receiving yards list with 5,384.

Michael Bennett

* Ranks ninth on Seattle's all-time sacks list with 36.0.

* Needs 1.5 sacks to tie Rufus Porter for eighth-place (37.5) and 2.0 sacks to tie Chris Clemons for seventh-place on Seattle's all-time sacks list with 38.0.

Jimmy Graham

* Needs 24 more receptions to pass Itula Mili for second-place (165) and 26 more receptions to pass Christian Fauria for first-place on Seattle's all-time receptions by a tight end list with 167.

* At the N.Y. Giants (10/22), passed Itula Mili for first-place on Seattle's all-time receiving yards by a tight end. He currently has 1,797 yards in his Seahawks career.

* Needs one more touchdown to tie John Carlson and Itula Mili for second-place on Seattle's all-time touchdowns by a tight end list with 13.

Richard Sherman

* Has started 97 consecutive games, the fourth-longest active streak among cornerbacks, and has never missed a game in his career (103).

Most Consecutive Games Started by a CB, Active Streak

Brandon Carr, Bal	152
Glover Quin, Det	123
Patrick Peterson, Ari	103
Richard Sherman, Sea	97
Nevin Lawson, Det	32

Bobby Wagner

* Needs 14 tackles to pass Jacob Green for fifth-place on Seattle's all-time tackles list with 719.

Russell Wilson

* Has seven career games with at least four touchdowns and one or fewer interceptions. Only Dan Marino (10) and Brett Favre (9) have more such games in a player's first six seasons.

* Has 30 career games with multiple touchdown passes and no interceptions, the most such performances by a quarterback in his first six seasons.

* Has started 87 consecutive games, the fifth-longest active streak among quarterbacks.

Most Consecutive Games Started by a QB, Active Streak

Eli Manning, NYG	206
Philip Rivers, LAC	184
Matt Ryan, Atl	122
Matthew Stafford, Det	103
Russell Wilson, Sea	87

* Needs one more win to tie Joe Flacco for the most wins by a quarterback in his first six seasons with 62.

* Needs 454 passing attempts to pass Jim Zorn for third-place on Seattle's all-time passing attempts list with 2,993.

* Against Houston (10/29), passed Jim Zorn for third-place on Seattle's all-time passing yards list. He currently has 20,201 yards in his Seahawks career.

* At the N.Y. Giants (10/22), passed Jim Zorn for third-place on Seattle's all-time completions list. He currently has 1,640 completions in his Seahawks career.

* Needs 86 rushing attempts to pass Maurice Morris for eighth-place on Seattle's all-time rushing attempts list with 605.

* Needs 547 rushing yards to pass Sherman Smith for seventh-place on Seattle's all-time rushing yards list with 3,430.

* Since becoming a Day 1 starter his rookie season, and not missing a start, Wilson became the fastest quarterback to win 50 games in NFL history.

* Tied (Matt Ryan) for the most wins by a quarterback in his first five seasons with 56 wins.

* Has started every game played with 99 (87 regular season, 12 postseason).

K.J. Wright

* Has started 55 consecutive games, tied for the third-longest active streak among linebackers.

Most Consecutive Games Started by a LB, Active Streak

Ryan Kerrigan, Was	103
Khalil Mack, Oak	56
K.J. Wright, Sea	55
Von Miller, Den	55
Thomas Davis, Car	52

Series vs. Redskins



Regular Season: Redskins lead 11-5

Date	Result	Location	Score	Attendance
September 19, 1976	L	@	31-7	53,174
September 28, 1980	W	@	14-0	53,263
September 25, 1983	L		27-17	60,718
September 28, 1986	L	@	19-14	54,157
December 23, 1989	L		29-0	60,294
November 8, 1992	L		16-3	53,616
September 4, 1994	W	@	28-7	52,930
November 19, 1995	W	@	27-20	51,298
September 20, 1998	W		24-14	63,336
November 4, 2001	L	@	27-14	82,352
November 3, 2002	L		14-3	64,325
November 9, 2003	L	@	27-20	80,728
October 2, 2005	L	@	20-17 ot	90,215
November 23, 2008	L		20-17	67,771
November 27, 2011	L		23-17	66,007
October 6, 2014	W	@	27-17	79,522

Record in Seattle 1-6

Kingdome 1-3
CenturyLink Field 0-3

Record at Washington 4-5

RFK Stadium 3-2
FedEx Field 1-3

Current Streaks Seattle won the last meeting

Longest Win Streaks

Seahawks 3, 1994-98
Redskins 6, 2001-2011

Last Game Played in...

Seattle Redskins 23, Seahawks 17 (11/27/11)
Washington Seahawks 27, Redskins 17 (10/6/14)

Total Points in Series

Seahawks 249 (15.6)
Redskins 311 (19.4)

Largest Margin of Victory

Seahawks 21 points, 28-7 (9/4/94)
Redskins 29 points, 29-0 (12/23/89)

Combined Points

Highest 47 twice (last: Wash. win 27-20 on 11/9/03)
Lowest 14 (Seattle win 14-0 on 9/28/80)

Shutouts

Seahawks 14-0 on 9/28/80
Redskins 29-0 on 12/23/89

Pete Carroll vs. Redskins (Regular Season) 1-1

With Seattle 1-1
With New England 0-0
With N.Y. Jets 0-0
Playoffs 1-0

Jay Gruden vs. Seahawks (Regular Season) 0-1

With Washington 0-1
Playoffs 0-0

Head-to-Head Comparison

2017 Regular Season

	Seahawks	Redskins
Record	5-2	3-4
Total Yards Gained	2,592	2,500
Total Offense (NFL Rank)	370.3 (7)	357.1 (14)
Rush Offense	97.6 (21)	105.4 (17)
Pass Offense	272.7 (3)	251.7 (8)
Points Per Game	25.0 (10)	22.9 (12)
Total Yards Allowed	2,336	2,258
Total Defense	333.7 (17)	322.6 (12)
Rush Defense	117.7 (20)	105.1 (13)
Pass Defense	216.0 (12)	217.4 (13)
Points Allowed/Game	18.9 (7)	25.7 (28)
Possession Avg.	30:31	30:58
Sacked/Yds. Lost	16/99	16/138
Sacks Made/Yds. Lost	17/104	20/133
Interceptions By	8	6
Penalties/Yds.	66/534	38/291
Punts/Avg.	38/44.0	29/45.4
Turnover Differential	+6 (5)	-3 (T22)

2017 Stat Leaders

	Seahawks	Redskins
Rushing	Russell Wilson 194 (36-5.4-1)	Chris Thompson 231 (47-4.9-2)
Passing	Russell Wilson 2,008 (258-164-15-4-100.4)	Kirk Cousins 1,900 (237-161-13-4-103.3)
Receiving	Doug Baldwin 430 (42-10.2-2)	Chris Thompson 442 (31-14.3-3)
Scoring (Non kicker)	Paul Richardson 30	Chris Thompson 30
Sacks	Michael Bennett 5.5	Ryan Kerrigan 6.0
Int.	Sherman & Thomas 2	Kendall Fuller 2
Punting	Jon Ryan 44.0/40.3 net (16 In 20)	Tress Way 45.4/39.6 net (13 In 20)
Kicking	Blair Walsh 53 (12/13 FG, 17/18 PAT)	Nick Rose 13 (3/4 FG, 4/5 PAT)

Top Single-Game Performances

	Seahawks	Redskins
Rushing Yards	Chris Warren 29-136-4.7-1 11/19/95	Mike Thomas 27-143-5.3-1 9/19/76
Passing Yards	Ricky Watters 24-136-5.7-1 9/20/98	Clinton Portis 29-143-4.9-0 11/23/08
Receiving Yards	Matt Hasselbeck 44-28-264-0-0 11/3/02	Trent Green 54-27-383-2-2 9/20/98
Receiving Yards	Darrell Jackson 9-143-15.9-1 1/14/06	DeSean Jackson 5-157-31.4-1 10/6/14



No. 3 in Redzone Defense (35.3%)

Seattle has allowed the fourth-fewest trips to the redzone by opponents in the NFL with 17 possessions.

Of those 17 possessions, opponents have scored a touchdown only six times (35.3%).

Top Redzone Defense, NFL

Team	Poss.	TD	TD %
Cincinnati	24	8	33.3
L.A. Chargers	20	7	35.0
Seattle	17	6	35.3
Baltimore	21	8	38.1
Jacksonville	15	6	40.0

No. 5 in Opponent Passer Rating (75.2)

Seattle's defense has continued to hold quarterbacks to sub-par performances since 2012 during an era of unprecedented scoring and yardage numbers in NFL history.

Seattle ranks fifth in the NFL holding opposing quarterbacks to a rating of 75.2.

Opposing Team Quarterback Rating, NFL

Team	Points
Jacksonville	62.3
Baltimore	66.5
Pittsburgh	74.4
Buffalo	74.5
Seattle	75.2

Season Single-Game Highs

Offense

- Points Scored: 46 vs. Indianapolis (10/1)
- First Downs: 26 at N.Y. Giants (10/22)
- 3rd Down Eff.: 67%, 10 for 15 vs. Indianapolis (10/1)
- Total Yards: 479 vs. Houston (10/29)
- Rushing Yards: 194 vs. Indianapolis (10/1)
- Passing Yards: 446 vs. Houston (10/29)

Defense

- Points Allowed: 7 at N.Y. Giants (10/22)
- First Downs: 11 vs. San Francisco (9/17)
- 3rd Down Eff.: 17% twice, last at N.Y. Giants (10/22)
- Total Yards: 177 at N.Y. Giants (10/22)
- Rushing Yards: 46 at N.Y. Giants (10/22)
- Passing Yards: 89 vs. San Francisco (9/17)
- Takeaways: 5 at L.A. Rams (10/8)

12s Shake CenturyLink Field on Jimmy Graham Game-Winning Touchdown

According to the Pacific Northwest Seismic Network, the ground shook yet again near CenturyLink Field following a big Seattle touchdown.

The seismic activity was recorded as Jimmy Graham caught the game-winning touchdown vs. Houston (10/29) with 21 seconds remaining.



Best Record in Nov./Dec. Since 2012

The Seahawks know how to finish. Seattle's record of 32-9 in the months of November/December is tops in the NFL.

Best Record in Prime Time Games Since 2010

Team	W	L	Pct.
Seattle Seahawks	32	9	.780
New England Patriots	30	9	.769
Carolina Panthers	30	12	.714
Denver Broncos	28	14	.667
Indianapolis Colts	27	14	.659

Team Captains: 3, 31 & 54, 9

In a vote by teammates, Russell Wilson will be the offensive captain for the fifth time in his six seasons, Kam Chancellor will be the defensive captain for the third time, sharing duties with two-timer Bobby Wagner, while Jon Ryan serves as the special teams captain for the fourth time.



126 Consecutive Sell Outs

Since the Seahawks trip to Super Bowl XL, NFC West crowns from 2004-07, 2010, 2013-14 and 2016, a Super Bowl XLVIII championship and Super Bowl XLIX appearance, Seattle's fans do not want to miss out on seeing their team in action. Since 2003, all but one game has sold out, giving the team 126 consecutive sell outs through Week 9 of the 2017 season, including playoffs.

Fans set the CenturyLink Field attendance record (69,190) in Week 11 vs. Philadelphia (11/20/16).

For the fourth-consecutive year, Seattle posted at least a 99% season ticket renewal rate while selling all 61,000 available season tickets.

Training Camp presented by Safeway practices open to the public also sold out. In all, more than 30,000 fans attended the team's 12 open camp sessions.

157 False Starts at Home

Armed with the loudest fans in the NFL, CenturyLink Field and the 12s lead the NFL with 157 false start penalties since the 2005 season.

Opponent False Start Penalties at Home (2005-current)

	Games	Penalties	Average
Seattle Seahawks	99	157	1.59
Arizona Cardinals	91	152	1.67
Philadelphia Eagles	100	147	1.47
Detroit Lions	100	146	1.46
Houston Texans	100	139	1.39

47-10 When Winning the T.O. Battle

Since 2010, Seattle is 47-10 when winning the turnover battle. It led the NFL in 2013 with 39 takeaways and a +20 differential, ranked fourth in the league in 2014 at +10 and finished 2015 tied for fifth at +7.

Seattle Record when Winning the Turnover Battle

Year	Record
2010	4-0
2011	6-2
2012	7-1
2013	10-1
2014	6-2
2015	4-4
2016	7-0
2017	3-0
Totals	47-10

Turnover Differential Since 2011, NFL

Team	Take-aways			Give-aways			Diff
	Int	Fum	Total	Int	Fum	Total	
New England	107	75	182	52	44	96	+86
Seattle	114	66	180	65	50	115	+65
Green Bay	117	53	170	61	50	111	+59
San Francisco	102	61	163	60	60	120	+43
Carolina	103	73	176	94	55	149	+27

1,769 Roster Transactions Since 2010

Since forming their relationship in 2010, General Manager John Schneider and Pete Carroll have put together the NFL's most competitive, deep and talented roster over the last eight seasons.

As a result of the numerous transactions, **Seattle has had 200 players play at least one NFL game with another team, and 119 play at least 10 games** after being released, traded or un-signed after their time with Seattle since 2010.

Of the 53 players on Seattle's 2017 roster, 18 originally entered the league as undrafted free agents (six with Seattle) and the remaining 35 were drafted (six in the first-round, seven in the second-round, 10 in the third-round, three in the fourth-round, seven in the fifth-round and two in the sixth-round), including 25 drafted by Seattle (exceptions: Aboushi, Alexander, Battle, Freney, Graham, Joeckel, Lacy, S. Richardson, M. Smith, Walsh).

88-35 NFC Home Record Since 2002

One thing that has been a constant from the early days of the Kingdom through the championship years of CenturyLink Field is that the 12s have given that extra edge to the Seahawks when playing in the Puget Sound.

Seattle has the NFC's best home winning percentage since moving to the NFC in 2002 with an 88-35 record, and is one of three teams with 80-plus wins during that span.

NFC Best Home Record Since 2002

Team	Record	Pct.
Seattle	88-35	.715
Green Bay	88-35-1	.714
Minnesota	80-45	.640
Philadelphia	75-49	.605
Arizona	73-49-1	.598
Atlanta	73-50	.593
Dallas	70-53	.569
New Orleans	70-53	.569
Carolina	69-54	.561
Chicago	67-57	.540

13,827 Team Rushing Yards Since '11

Seattle ranks second in the NFL with 13,827 team rushing yards since 2011.

Seattle's franchise-record 25-game streak of 100-plus rushing yards was snapped vs. St. Louis (12/27/15).

Most Team Rushing Yards Since 2011, NFL

Team	Yards
Buffalo	13,861
Seattle	13,827
Carolina	13,435
Philadelphia	13,298
San Francisco	13,241



Only Three Double-Digit Losses in Last 107 games (including playoffs)

Seattle's NFL-record streak of not losing by more than 10 points in 85 regular season games (95 games including playoffs) ended at Green Bay (12/11/16).

Also, the Seahawks largest defeat from Week 9 (11/6/11) of 2011 through Week 2 of 2015 was a 10-point loss at Green Bay (9/20/15), a span of **57 games (65 including playoffs)**.

Largest Defeats Since Week 9 of 2011 (including playoffs)

Deficit	Score	Opponent	Date
28	38-10	at Green Bay	12/11/16
16	36-20	at Atlanta*	1/14/17
10	27-17	at Green Bay	9/20/15
9	14-5	at Tampa Bay	11/27/16
9	30-21	at San Diego	9/14/14
8	17-9	at Green Bay	9/10/17
7	five times	last: at Carolina*	1/17/16

* NFC Divisional Playoff

66-28-1 Record in Last 95 Games

Seattle has compiled a 66-28-1 record since the final half of the 2011 regular season and in those 28 losses, the average margin of victory for the opponent has been 6.1 points (170 points).

NFL-Record 98 Straight Games Within One Score in the 4th Quarter Ends

Seattle's NFL-record streak of 88 regular season games (98 games including playoffs) where it has led or been within one score in the fourth quarter came to an end at Tampa Bay (11/27/16) last season.

The previous time the Seahawks were not in the lead or within a score in the fourth quarter was at Pittsburgh (9/18/11), a 24-0 loss.

Seattle's NFL-record of holding a lead at some point in **62 straight games** was snapped vs. St. Louis (12/27/15).

21-14-1 Road Record Since 2013

Seattle is 21-14-1 in its last 36 road games dating back to 2013 and posted an 8-6 record in its last 14 10 a.m. (PT) kickoff starts.

The Seahawks posted a franchise-best 6-2 road record in 2013 and 5-3 records in 2014 and 2015. They are 2-2 this year.

Best Road Records in Franchise History

Record	Year
6-2	2013
5-3	2015
5-3	2014
5-3	2005
5-3	1984
4-4	12 times

Defensive Consistency from 2012-16; Top-5 Offense in 2015

Following four seasons of leading the NFL in scoring defense (2012-15), Seattle finished 2016 with the third-ranked scoring defense (18.3). The Seahawks also finished in the top-five in total defense for the fifth-consecutive season during an era of unprecedented scoring and yardage numbers in NFL history.

Seattle also won 10 or more games for the fifth-consecutive season.

Seahawks	2012	2013	2014	2015	2016
Record	11-5	13-3	12-4	10-6	10-5-1
Total Yards Gained	5,610	5,424	6,012	6,058	5,715
Total Offense (NFL Rank)	350.6 (17)	339.0 (17)	375.8 (9)	378.6 (4)	357.2 (12)
Rush Offense	161.2 (3)	136.8 (4)	172.6 (1)	141.8 (3)	99.4 (25)
Pass Offense	189.4 (27)	202.3 (26)	203.1 (27)	236.9 (20)	257.8 (10)
Points Per Game	25.8 (9)	26.1 (T8)	24.6 (10)	26.4 (T4)	22.1 (T18)
Total Yards Allowed	4,899	4,378	4,274	4,668	5,099
Total Defense	306.2 (4)	273.6 (1)	267.1 (1)	291.8 (2)	318.7 (5)
Rush Defense	103.1 (10)	101.6 (T7)	81.5 (3)	81.5 (1)	92.9 (7)
Pass Defense	203.1 (6)	172.0 (1)	185.6 (1)	210.3 (2)	225.8 (8)
Points Allowed/Game	15.3 (1)	14.4 (1)	15.9 (1)	17.3 (1)	18.3 (3)
Possession Avg.	31:36	29:57	32:11	31:40	29:36
Sacked/Yds. Lost	33/203	44/272	42/242	46/271	42/298
Sacks Made/Yds. Lost	36/247	44/298	37/234	37/255	42/272
Interceptions By	18	28	13	14	11
Penalties/Yds.	110/890	128/1,183	130/1,009	117/1,007	117/970
Punts/Avg.	65/45.6	76/41.6	62/43.4	68/45.7	72/43.4
Turnover Differential	+13 (T5)	+20 (1)	+10 (4)	+7 (T5)	+1 (16)



23-8 on Monday Night Football

Seattle is 23-8 all-time in Monday night play and currently has an 11-game winning streak on Mondays. Its .742 winning percentage to start the work week ranks first all-time in the NFL.

The Seahawks are 17-5 at home and have outscored opponents 279-117 in their last 11 appearances, including three shutouts.

Best All-Time Winning %, Monday Night Football

Seattle	23-8	.742
San Francisco	48-25	.658
Pittsburgh	44-24	.647
Carolina	9-6	.600
Oakland	38-27-1	.583

Seahawks on Monday Night Football (23-8)

Oct. 29, 1979	W	31-28	at Atlanta
Nov. 26, 1979	W	30-7	N.Y. Jets
Nov. 17, 1980	L	19-17	Oakland
Nov. 16, 1981	W	44-23	San Diego
Oct. 29, 1984	W	24-0	at San Diego
Nov. 12, 1984	W	17-14	L.A. Raiders
Sept. 23, 1985	L	35-24	L.A. Rams
Nov. 25, 1985	L	19-6	at San Francisco
Oct. 6, 1986	W	33-7	San Diego
Dec. 8, 1986	W	37-0	L.A. Raiders
Nov. 9, 1987	L	30-14	at N.Y. Jets
Nov. 30, 1987	L	37-14	L.A. Raiders
Nov. 28, 1988	W	35-27	L.A. Raiders
Dec. 4, 1989	W	17-16	Buffalo
Oct. 1, 1990	W	31-16	Cincinnati
Nov. 30, 1992	W (ot)	16-13	Denver
Nov. 1, 1999	W	27-7	at Green Bay
Oct. 2, 2000	L	24-17	at Kansas City
Oct. 14, 2002	L	28-21	San Francisco
Dec. 6, 2004	L	43-39	Dallas
Dec. 5, 2005	W	42-0	at Philadelphia
Nov. 6, 2006	W	16-0	Oakland
Nov. 27, 2006	W	34-24	Green Bay
Nov. 12, 2007	W	24-0	San Francisco
Dec. 12, 2011	W	30-13	St. Louis
Sept. 24, 2012	W	14-12	Green Bay
Oct. 28, 2013	W	14-9	at St. Louis
Dec. 2, 2013	W	34-7	New Orleans
Oct. 6, 2014	W	27-17	at Washington
Oct. 5, 2015	W	13-10	Detroit
Nov. 7, 2016	W	31-25	Buffalo

11 Straight Wins on Monday Night Football

Seattle defeated Buffalo, 31-25, on Monday Night Football (11/7/16), its 11th-consecutive win on Mondays. Its 11-game winning streak on MNF ranks as the second-longest streak since 1970 (Raiders, 14).

Most consecutive Monday Night Football wins since 1970

Dates	Team	Wins
9/22/75 - 12/7/81	Oakland	14
12/5/05 - present	Seattle	11
11/24/08 - 9/30/13	New Orleans	9
12/2/96 - 9/27/99	San Francisco	9

20-3-1 in Prime Time Games Since 2010

Since Pete Carroll took over in 2010, the Seahawks have turned in prime time performances in prime time games, posting a 20-3-1 combined record in Sunday, Monday and Thursday night games, and **outscore opponents 627-316**.

The Seahawks are 7-2-1 on Sunday Night Football, 7-0 on Monday Night Football and 6-1 on Thursday Night Football under Carroll, and are **13-1 at home in prime time games** dating back to 2010.

Seattle's Prime Time Games Under Pete Carroll (20-3-1)

Date	Opponent	W/L	Score
Sun, Jan. 2, 2011	vs. St. Louis	W	16-6
Thu, Dec. 1, 2011	vs. Philadelphia	W	31-14
Mon, Dec. 12, 2011	vs. St. Louis	W	30-13
Mon, Sept. 24, 2012	vs. Green Bay	W	14-12
Thu, Oct. 18, 2012	at San Francisco	L	13-6
Sun, Dec. 23, 2012	vs. San Francisco	W	42-13
Sun, Sept. 15, 2013	vs. San Francisco	W	29-3
Thu, Oct. 17, 2013	at Arizona	W	34-22
Mon, Oct. 28, 2013	at St. Louis	W	14-9
Mon, Dec. 2, 2013	vs. New Orleans	W	34-7
Thu, Sept. 4, 2014	vs. Green Bay	W	36-16
Mon, Oct. 6, 2014	at Washington	W	27-17
Thu, Nov. 27, 2014	at San Francisco	W	19-3
Sun, Dec. 21, 2014	at Arizona	W	35-6
Sun, Sept. 20, 2015	at Green Bay	L	27-17
Mon, Oct. 5, 2015	vs. Detroit	W	13-10
Thu, Oct. 22, 2015	at San Francisco	W	20-3
Sun, Nov. 15, 2015	vs. Arizona	L	39-32
Sun, Oct. 23, 2016	at Arizona	T	6-6 (ot)
Mon, Nov. 7, 2016	vs. Buffalo	W	31-25
Sun, Nov. 13, 2016	at New England	W	31-24
Sun, Dec. 4, 2016	vs. Carolina	W	40-7
Thu, Dec. 15, 2016	vs. L.A. Rams	W	24-3
Sun, Oct. 1, 2017	vs. Indianapolis	W	46-18



.854 Winning % in Prime Time

Seattle has played its best football in prime time, as its 20-3-1 record and .854 winning percentage rank first in the NFL since Pete Carroll took over in 2010.

Best Record in Prime Time Games Since 2010

Team	W	L	T	Pct.
Seattle Seahawks	20	3	1	.854
New England Patriots	27	7	0	.794
Baltimore Ravens	17	8	0	.680
New Orleans Saints	19	10	0	.655

Largest Comebacks & Overtime Record

Seattle's overtime record is 12-20-1 and 4-3-1 under Carroll.

Largest Comebacks in Franchise History

Points	Opponent	Score	Result
21	vs. Tampa Bay (11/3/13)	Trail 21-0	Won 27-24 (ot)
20	at Denver (12/10/95)	Trail 20-0	Won 31-27
18	at Oakland (12/14/97)	Trail 21-3	Won 22-21

37-6 at Home Since 2012

Seattle's NFL Ranking for Last 43 Home Games

Wins

37	Seattle
36	New England
35	Denver
33	Green Bay
30	Minnesota

Takeaways

83	Carolina
81	Seattle
78	Arizona
76	Cincinnati
75	New England

Point Differential

+536	Seattle
+511	New England
+452	Denver
+410	Green Bay
+274	Pittsburgh

Turnover Margin

+42	New England
+39	Seattle
+31	Green Bay
+16	Arizona
+14	Buffalo

Longest Home Winning Streak, Franchise History

14	2012-13
12	2004-06
10	2002-04

Most Consecutive Games Won, Franchise History

11	2005
9	2012-13
8	1984

13 Special Teams Scores Since 2010

It takes all three phases to win in the NFL and special teams coach Brian Schneider has put together one of the best special teams units in the NFL over the last eight seasons.

Seattle Special Teams Scores Since 2010

Play	Game	Date	Play	Game	Date
101-yd. KOR by Leon Washington	vs. SD	9/26/10	Muffed punt in endzone TD, Malcolm Smith	vs. Ari	12/9/12
99-yd. KOR by Leon Washington	vs. SD	9/26/10	90-yd. blocked field goal TD, Richard Sherman	vs. SF	12/23/12
10-yd. blocked punt TD, Earl Thomas	vs. KC	11/28/10	blocked punt out of endzone, Jermaine Kearse	at Ind	10/6/13
92-yd. KOR by Leon Washington	vs. SF	12/12/10	25-yd. blocked punt TD, Mike Morgan	vs. Dal	10/12/14
17-yd. blocked punt TD, Mike Robinson	vs. StL	11/12/11	57-yd. punt return by Tyler Lockett	at StL	9/13/15
3-yd. blocked punt TD, Jeron Johnson	vs. Dal	9/16/12	105-yd. kickoff return by Tyler Lockett	vs. Chi	9/27/15
98-yd. KOR by Leon Washington	at Mia	11/25/12			

Most Blocks Since 2010

21	Oakland
19	Miami
18	Seattle
17	Arizona
14	Chicago

Most TDs/Safeties Since 2010

16	Baltimore
15	Minnesota
14	Philadelphia
13	Seattle
11	New England

Most Takeaways on Punt/KOR Since 2010

25	Oakland
21	Kansas City
18	N.Y. Giants
16	New England
15	Seattle



12 Flag Raisers at the Toyota Fan Deck

Just before every kickoff at CenturyLink Field, fans turn their attention to the Toyota Fan Deck in the south endzone with anticipation to see who is going to raise the team's signature 12 flag and turn CenturyLink Field in to a frenzy. From former Seahawks greats, to local celebrities and sports personalities, the flag has become a love affair for Seahawks supporters all over the Northwest and the spirit of community that the organization and fans share. Who will raise it next?

2017 Flag Raisers

Minnesota - Officer Mike McClaughry	Washington -
Kansas City - Seattle Storm G Sue Bird	Atlanta -
San Francisco - Former LB Lofa Tatupu	Philadelphia -
Indianapolis - HOFs Walter Jones, Steve Largent, Courtney Kennedy	L.A. Rams -
Houston - Former Mariners C Dan Wilson	Arizona -

25,688 Estimated Miles Flown During 2016 Season

The team strives to offer first-class amenities and that has not changed this season as Seattle has signed on with Delta Airlines as its 2017 official charter.

The Boeing aircraft will carry the Seahawks "around the world" (a trip around the world is 25,000 miles) as they travel the sixth-most miles, 25,688.

2017 Total Miles Traveled (regular season)

1. L.A. Rams	32,498
2. Arizona	30,422
3. Oakland	29,048
4. Miami	27,458
5. L.A. Chargers	26,866
6. Seattle	25,688

Flight Times

Seattle is among the league leaders in miles traveled each season, and this year is no different. Tucked away in the Northwest, Seattle takes a while to reach via air travel, especially traveling east to west.

2017 Flight Times

Seattle to L.A. Chargers - 2:07	Seattle to N.Y. Giants - 4:37
L.A. Chargers to Seattle - 2:07	N.Y. Giants to Seattle - 5:15
Seattle to Oakland - 1:34	Seattle to Arizona -
Oakland to Seattle - 1:32	Arizona to Seattle -
Seattle to Green Bay - 3:11	Seattle to San Francisco -
Green Bay to Seattle - 3:37	San Francisco to Seattle -
Seattle to Tennessee - 3:54	Seattle to Jacksonville -
Tennessee to Seattle - 4:05	Jacksonville to Seattle -
Seattle to L.A. Rams - 2:02	Seattle to Dallas -
L.A. Rams to Seattle - 2:34	Dallas to Seattle -

69,190 Largest Home Attendance Record

With the addition of the Toyota Fan Deck in the south end zone in 2016, adding 1,000 new seats, Seattle's home attendance record has been broken and will add to the record books as the season unfolds.

Week 11's game last season with 69,190 fans vs. Philadelphia (11/20/16) broke the Seahawks old record of 69,084, established vs. Buffalo (11/7/16).

Largest Home Attendance, Franchise History

Att.	Opponent	Stadium	Date	W/L	Score
69,190	Philadelphia	CenturyLink Field	11/20/16	W	26-15
69,104	Carolina	CenturyLink Field	12/4/16	W	40-7
69,084	Buffalo	CenturyLink Field	11/7/16	W	31-25
69,080	St. Louis	CenturyLink Field	12/27/15	L	23-17
69,071	Atlanta	CenturyLink Field	10/16/16	W	26-24
69,067	L.A. Rams	CenturyLink Field	12/15/16	W	24-3
69,055	Pittsburgh	CenturyLink Field	11/29/15	W	39-30
69,050	Arizona	CenturyLink Field	12/24/16	L	34-31
69,025	Houston	CenturyLink Field	10/29/17	W	41-38
69,020	Carolina	CenturyLink Field	10/18/15	L	27-23

#3 Russell Wilson



99.7 Career Passer Rating

Wilson is just one of four players with a passer rating over 99.0 since 2012 with a club-record **99.7 career rating (2nd in NFL history)**.

He has 42-career 100-plus passer rating games in 87 starts, with the last coming vs. Houston (10/29) with a 123.2 rating.

Russell Wilson Career Passing

Year	Att	Comp	Pct	Yards	TD	Int	Rating
2012	393	252	64.1	3,118	26	10	100.0
2013	407	257	63.1	3,357	26	9	101.2
2014	452	285	63.1	3,475	20	7	95.0
2015	483	329	68.1	4,024	34	8	110.1
2016	546	353	64.7	4,219	21	11	92.6
2017	258	164	63.6	2,008	15	4	100.4
TOTAL	2,539	1,640	64.6	20,201	142	49	99.7

NFL Highest Passer Rating Since 2012

Player	Rating
Aaron Rodgers, GB	104.1
Drew Brees, NO	100.2
Russell Wilson, Sea	99.7
Tom Brady, NE	99.5
Matt Ryan, Atl	96.8

142 Career Touchdown Passes

Through only 87 games, Russell Wilson's 142 touchdown passes (third-most in club history) are tied for the fifth-most in NFL history in a quarterback's first six seasons.

Most Passing TDs in a QB's First Six Seasons, NFL History

1. Dan Marino	196
2. Peyton Manning	167
3. Matt Ryan	153
4. Brett Favre	147
5. Russell Wilson	142 *
Andy Dalton	142
7. Jim Kelly	138

* through 87 games

37 Home Wins to Begin Career

Wilson is 37-6 at home during his career, ranking first in NFL history in home wins to begin a career through his first 43 home games.

In those games, he carries a 104.2 passer rating (2nd NFL history) completing 773 of 1,193 passes (64.8%) for 9,958 yards with 74 touchdowns and 21 interceptions.

Most Home Wins in a QB's First Six Seasons, NFL History

Joe Flacco	39
Russell Wilson	37 *
Matt Ryan	36
John Elway	34
Ben Roethlisberger	34

* through 43 home games

61 Wins to Begin a Career

Wilson's 56 regular season wins ranked tied for first in NFL history for most wins in a quarterback's first five seasons, and through only 87 games, he ranks second in NFL history with 61 wins in a quarterback's first six seasons.

Most Regular Season Wins in a QB's First Six Seasons

Joe Flacco	62
Russell Wilson	61 *
Ben Roethlisberger	60
Matt Ryan	60
Tom Brady	58
Andy Dalton	56

*through 87 games

Franchise-Record 452 Yards Passing

Wilson set the franchise record with 452 yards vs. Houston (10/29).

Wilson's Highest-Yardage Passing Games

452 vs. Houston (10/29/17)

385* at Atlanta (1/13/13)

373 at Tennessee (9/24/17)

366* at Carolina (1/17/16)

350 vs. Arizona (12/24/16)

348 at New England (11/13/16)

345 vs. Pittsburgh (11/29/15)

339 at Arizona (12/21/14)

334 at N.Y. Giants (10/22/17)

320 at Carolina (9/8/13)

313 at St. Louis (10/19/14)

310 vs. New Orleans (12/2/13)

309 at N.Y. Jets (10/2/16)

* NFC Divisional Playoff Game

Top-12 Holder of QB Rushing Yards

Wilson holds the top-12 marks for rushing yards by a quarterback in franchise history.

His career-high 122 yards at Washington (10/6/14) also marked the most yards by a quarterback in Monday Night Football history.

At St. Louis (10/19/14), Wilson also became the **first player to record a 300-yard passing game and 100-yard rushing game in a single-game in NFL history**. He threw for 313 yards and rushed for 106.

He has four-career 100-yard rushing games.

Single-Game, Most Quarterback Rushing Yards, Club History

Player	Opponent	Att.	Yds.	Avg.	TD
Russell Wilson	at Was (10/6/14)	11	122	11.1	1
Russell Wilson	NYG (11/9/14)	14	107	7.6	1
Russell Wilson	at StL (10/19/14)	7	106	15.1	1
Russell Wilson	at Ind (10/6/13)	13	102	7.8	0
Russell Wilson	at Buf (12/16/12)	9	92	10.2	3
Russell Wilson	at Ari (12/21/14)	6	88	14.7	1

#3 Russell Wilson



2nd All-Time in Passer Rating

Russell Wilson's franchise-record 99.7 passer rating ranks second all-time in NFL history.

Highest Passer Rating, NFL History (min. 1,500 att.)

Player	Rating
Aaron Rodgers, GB	104.1
Russell Wilson, Sea	99.7
Tom Brady, NE	97.5
Tony Romo	97.1
Steve Young	96.8

2nd All-Time in Home Passer Rating

Russell Wilson's **104.2** passer rating at home ranks second all-time in NFL history.

Highest Passer Rating at Home, NFL History (min. 670 att.)

Player	Rating
Aaron Rodgers, GB	109.2
Russell Wilson, Sea	104.2
Drew Brees, NO	101.3
Steve Young	100.3
Peyton Manning	99.8

.707 Winning Percentage

Best Winning Percentage of Current Notable NFL Quarterbacks

Player	Record	Winning Pct.
Tom Brady, NE	189-54	.778
Dak Prescott, Dal	17-6	.739
Russell Wilson, Sea	61-25-1	.707
Ben Roethlisberger, Pit	129-62	.675
Aaron Rodgers, GB	94-47	.667
Andrew Luck, Ind	43-27	.614
Andy Dalton, Cin	59-39-2	.600
Matt Ryan, Atl	89-60	.597
Joe Flacco, Bal	87-59	.596
Alex Smith, KC	85-58-1	.594

4th All-Time in Road Passer Rating

Russell Wilson's **95.6** passer rating on the road ranks fourth all-time in NFL history.

Highest Passer Rating on the Road, NFL History (min. 670 att.)

Player	Rating
Aaron Rodgers, GB	99.2
Tony Romo	97.1
Tom Brady, NE	96.5
Russell Wilson, Sea	95.6
Joe Montana	95.2

3rd All-Time TD/INT Ratio

Russell Wilson's 2.90 TD/INT ratio ranks third all-time in NFL history.

Highest TD/INT Ratio, NFL History (min. 1,500 att.)

Player	TDs	INTs	Ratio
Aaron Rodgers, GB	310	75	4.13
Tom Brady, NE	472	154	3.06
Russell Wilson, Sea	142	49	2.90
Derek Carr, Oak	93	37	2.51
Colin Kaepernick	72	30	2.40

3rd All-Time in Home TD/INT Ratio

Russell Wilson's **3.52** TD/INT ratio at home ranks third all-time in NFL history.

Highest TD/INT Ratio at Home, NFL History (min. 670 att.)

Player	TDs	INTs	Ratio
Aaron Rodgers, GB	169	32	5.28
Tom Brady, NE	230	59	3.90
Russell Wilson, Sea	74	21	3.52
Drew Brees, NO	274	108	2.54
Peyton Manning	277	109	2.54

Franchise-Record 452 Passing Yards

Russell Wilson set the franchise record with 452 passing yards vs. Houston (10/29).

Most Passing Yards, Single-Game, Club History

452	Russell Wilson vs. Houston	10/29/17
449	Matt Hasselbeck at San Diego	12/29/02
427	Matt Hasselbeck at San Francisco	12/1/02
418	Dave Krieg at Denver	11/20/83
414	Matt Hasselbeck vs. Dallas	12/6/04

142 Seattle Touchdown Passes

Russell Wilson ranks third in Seahawks history with 142 touchdown passes in his Seattle career.

Most Passing Touchdowns, Club History

1.	195	Dave Krieg	1980-91
2.	174	Matt Hasselbeck	2001-10
3.	142	Russell Wilson	2012-
4.	107	Jim Zorn	1976-84
5.	49	Jon Kitna	1997-00

#3 Russell Wilson



23 Fourth-Quarter/Overtime Comebacks in 99 Games

Wilson has 23 fourth-quarter or overtime comeback victories in 99 career games (regular and postseason).

He had three game-winning drives last season, three game-winning drives in 2015, and directed come-from-behind victories in the 2013 and 2014 NFC Championship Games to advance Seattle to the Super Bowl.

In 2012, Wilson threw a game-winning touchdown pass in the final two minutes of regulation or overtime three times (vs. Green Bay, vs. New England, at Chicago), the most ever by a rookie since at least the 1970 merger, and won another (vs. St. Louis) with a 1-yard touchdown run.

His **23 fourth-quarter comebacks rank first in the NFL** since the beginning of 2012.

Russell Wilson 4th Quarter/OT Comebacks

Game	Score	Final	Play
vs. Green Bay (9/24/12)	trail 12-7	Won 14-12	24-yd. pass to Golden Tate at 0:00
vs. New England (10/14/12) at Chicago (12/2/12)	trail 23-17 trail 14-10 tied 17-17	Won 24-23	46-yd. pass to Sidney Rice at 1:18 14-yd. pass to Golden Tate at :24 13-yd. pass to Sidney Rice with 7:33 left in OT
vs. St. Louis (12/30/12)	tied 13-13	Won 20-13	1-yd. touchdown run at 1:39
at Washington (1/6/13)*	trail 14-13	Won 24-14	touchdown drive at 7:08
at Carolina (9/8/13)	trail 7-6	Won 12-7	43-yd. TD pass to Jermaine Kearse at 10:13
at Houston (9/29/13)	trail 20-6	Won 23-20 (ot)	45-yd. field goal drive with 3:19 left in overtime
vs. Tennessee (10/13/13)	tied 10-10	Won 20-13	29-yd. field goal drive at 11:23
vs. Tampa Bay (11/3/13)	trail 24-14	Won 27-24 (ot)	27-yd. field goal drive with 8:11 left in overtime
vs. San Francisco (1/19/14)^	trail 17-13	Won 23-17	35-yd. pass to Jermaine Kearse at 13:44
vs. Denver (9/21/14)	tied 20-20	Won 26-20	touchdown drive with 9:14 left in overtime
at Carolina (10/26/14)	trail 9-6	Won 13-9	23-yd. pass to Luke Willson at 0:47
vs. N.Y. Giants (11/9/14)	tied 17-17	Won 38-17	touchdown drive at 12:47
vs. St. Louis (12/28/14)	tied 6-6	Won 20-6	touchdown drive at 12:07
vs. Green Bay (1/18/15)^	tied 22-22	Won 28-22 (ot)	35-yd. pass to Jermaine Kearse with 11:41 left in OT
at Dallas (11/1/15)	trail 12-10	Won 13-12	24-yd. field goal drive at 1:04
vs. Pittsburgh (11/29/15)	trail 27-26	Won 39-30	30-yd. pass to Doug Baldwin at 8:12
at Minnesota (1/10/16)*	trail 9-0	Won 10-9	46-yd. field goal drive at 8:04
vs. Miami (9/11/16)	trail 10-6	Won 12-10	2-yd. pass to Doug Baldwin at 0:31
vs. Atlanta (10/16/16)	trail 24-23	Won 26-24	44-yd. field goal drive at 1:57
at New England (11/13/16)	trail 24-22	Won 31-24	23-yd. field goal drive at 8:56
vs. San Francisco (9/17/17)	trail 9-6	Won 12-9	9-yd. pass to Paul Richardson at 7:06
vs. Houston (10/29/17)	trail 38-34	Won 41-38	18-yd. pass to Jimmy Graham at 0:21

* NFC Wild Card Game

^ NFC Championship Game

Most Game-Winning Drives in 4th Qtr./OT Since 2012 (Regular Season & Postseason)

Russell Wilson, Sea	23
Matthew Stafford, Det	22
Matt Ryan, Atl	19
Andrew Luck, Ind	17
Joe Flacco, Bal	15

6-0 on Monday Night Football

Russell Wilson has won his first six starts on Monday Night Football, joining Neil O'Donnell (7-0) and Bob Griese (6-0) as the only quarterbacks to win their first six-plus starts in Monday Night Football history. Seattle defeated Buffalo, 31-25, in Week 9 last season.

Quarterbacks to Win their First Six-Plus Starts on MNF

Neil O'Donnell	7-0
Russell Wilson	6-0
Bob Griese	6-0

Most Wins as a Starting QB on MNF Without a Loss

7	Neil O'Donnell
6	Russell Wilson

Player Notes (by number)



#7 K Blair Walsh

10 50-plus Yard Field Goals in a Season

Kicker Blair Walsh earned first-team All-Pro and Pro Bowl honors as a rookie in 2012, setting NFL records with 10 field goals of 50-plus yards in single-season and three field goals of 50-plus in a single-game.

He led the NFL with 34 field goals made in 2015 and ended his Vikings career as the franchise leader with 24 field goals made from 50-plus yards.

#9 P Jon Ryan

150 Consecutive Games Played

In his tenth season in Seattle, punter Jon Ryan holds franchise records for most punts (716), punt yards (32,022), punts inside the 20 (263) and longest punt (77).

Ryan has also played in a franchise-record 150 consecutive games.

Most Consecutive Games Played, Club History

150	Jon Ryan	2008-
135	Chris Gray	1998-2006
125	Joe Nash	1988-95

#16 WR Tyler Lockett

45.6 Yards per Touchdown

Since 2015, Tyler Lockett has averaged 45.6 yards per touchdown, good for the third-highest yards per touchdown average in the NFL.

Highest Yards per Touchdown Since 2015, NFL (min. 10 TD)

Player	TD	Yards	Avg.
Tyreek Hill, KC	16	780	48.8
DeSean Jackson, TB	10	461	46.1
Tyler Lockett, Sea	10	456	45.6

Tyler Lockett Career Touchdowns (10)

- 57-yard punt return at St. Louis (9/13/15)
- 105 kickoff return vs. Chicago (9/27/15)
- 43-yard reception at San Francisco (10/22/15)
- 24-yard & 11-yard reception vs. San Francisco (11/22/15)
- 49-yard & 8-yard reception at Baltimore (12/13/15)
- 27-yard reception vs. Cleveland (12/20/15)
- 75-yard rush vs. Carolina (12/4/16)
- 57-yard reception vs. Los Angeles (12/15/16)

#25 CB Richard Sherman #29 FS Earl Thomas #31 Kam Chancellor

8 Combined Player of the Week Honors

With his performance at the Rams (10/8), Earl Thomas earned his first-career NFC Defensive Player of the Week honor.

That gave Seattle's secondary trio of Thomas, Kam Chancellor and Richard Sherman eight total player of the week honors since 2012.

Sherman has won it four times (2012, twice in 2013, 2014), and Chancellor has won it three times (twice in 2014, 2016).

32 Interceptions Since 2011

With a career-high eight interceptions in 2012 and 2013, Richard Sherman became the first player since Champ Bailey (2005-06) to record back-to-back seasons of at least eight interceptions.

Most Interceptions Since 2011

Player	No.
Richard Sherman, Sea	32
Reggie Nelson, Oak	26
Glover Quin, Det	21
Earl Thomas, Sea	20
Kurt Coleman, Car	20

101 Passes Defensed Since 2011

Despite quarterbacks avoiding Richard Sherman's side of the field in recent years, he still ranks first in the NFL with 101 passes defensed since 2011.

Most Passes Defensed Since 2011

Player	No.
Richard Sherman, Sea	101
Johnathan Joseph, Hou	89
Joe Haden, Pit	88
Brent Grimes, TB	86
Dominique Rodgers-Cromartie, NYG	82

Most Interceptions in Club History

Richard Sherman and Earl Thomas rank fifth and sixth on Seattle's all-time interceptions list, respectively.

Most Career Interceptions, Club History

Dave Brown, 1976-86	50
Eugene Robinson, 1985-95	42
John Harris, 1978-85	41
Richard Sherman, 2011-	32
Kenny Easley, 1981-87	32
Earl Thomas, 2010-	25
Marcus Trufant, 2003-12	21

Player Notes (by number)



#34

RB Thomas Rawls

Rawls in the Record Books

Thomas Rawls had a career day vs. San Francisco (11/22/15), placing himself in the top-three of two of the best performances in Seattle history.

Most Rushing Yards in a Single-Game, Club History

266	Shaun Alexander	vs. Oakland	11/11/01
209	Thomas Rawls	vs. San Francisco	11/22/15
207	Curt Warner	vs. Kansas City (ot)	11/27/83

Most Scrimmage Yards in a Single-Game, Club History

273	Shaun Alexander	vs. Oakland	11/11/01
261	Steve Largent	vs. Detroit	10/18/87
255	Thomas Rawls	vs. San Francisco	11/22/15

#50

LB K.J. Wright

Named to his first-career Pro Bowl last season after setting career-highs with 126 tackles (72 solo) and 4.0 sacks.

It was his third-consecutive season with 100-plus tackles.

#54

LB Bobby Wagner

2016 NFL Leading Tackler

Bobby Wagner ranks third in the NFC (8th NFL) with 61 tackles (44 solo) this season.

Last season, he became the first player in franchise history to record five-consecutive 100-tackle seasons, recording a single-season franchise mark of 167 that also led the NFL.

2017 NFL Leading Tacklers

Player	Total	Solo	Ast.
Zach Brown, Was	75	49	26
C.J. Mosley, Bal	68	51	17
Joe Schobert, Cle	68	40	28
Demario Davis, NYJ	67	48	19
Christian Kirksey, Cle	67	39	28
Ryan Shazier, Pit	64	50	14
Blake Martinez, GB	63	46	17
Bobby Wagner, Sea	61	44	17

Most Tackles, Club History

Player	Year	Total	Solo	Ast.
1. Bobby Wagner	2016	167	85	82
2. Terry Beeson	1978	153	n/a	n/a
3. Chad Brown	1998	150	119	31
4. Anthony Simmons	2000	147	119	28
5. Bobby Wagner	2012	140	86	54

#72

DE Michael Bennett

Top-10 Seahawks Sack Leaders

Michael Bennett ranks ninth on the Seahawks all-time sacks leaders list and is tied for seventh in the NFC with 5.5 sacks this season.

Most Sacks, Franchise History

1. 116.0	Jacob Green, 1980-91
2. 73.5	Michael Sinclair, 1991-01
3. 63.0	Jeff Bryant, 1982-93
4. 58.0	Cortez Kennedy, 1990-2000
5. 48.0	Chad Brown, 1997-2004
6. 47.5	Joe Nash, 1982-96
7. 38.0	Chris Clemons, 2010-13
8. 37.5	Rufus Porter, 1988-94
9. 36.0	Michael Bennett, 2013-
10. 34.5	Cliff Avril, 2013-

#88

Jimmy Graham

100 Yard Games Back-to-Back

Jimmy Graham became the first tight end in franchise history to record back-to-back 100 yard games in Weeks 3-4 in 2016, and holds four of the top-nine 100-yard games in franchise history.

100-yard Games by a TE, Franchise History

Player	Att.	Yards	Avg.	LG	TD
Jimmy Graham vs. Car (10/18/15)	8	140	17.5	45	0
Charle Young at SD (10/9/83)	7	140	20.0	43	0
Luke Willson at Ari (12/21/14)	3	139	46.3	80t	2
Itula Mili at SD (12/29/02)	7	119	17.0	49	0
Jimmy Graham at NYJ (10/2/16)	6	113	18.8	27	0
John Carlson at Dal (11/27/08)	6	105	17.5	33	0
Anthony McCoy vs. Ari (12/9/12)	3	105	35.0	67	0
Jimmy Graham vs. Buf (11/7/16)	8	103	12.9	18t	2
Jimmy Graham vs. SF (9/25/16)	6	100	16.7	40	1

5 100-Yard Games Since 2014

Jimmy Graham had three 100-yard games last season, and since 2014, his five 100-yard games ranks fourth in the NFL.

100-yard Games by a TE Since 2014, NFL

Rob Gronkowski, NE	12
Travis Kelce, KC	11
Greg Olsen, Car	8
Jimmy Graham, Sea	5
Martellus Bennett, GB	5
Zach Ertz, Phi	5

Player Notes (by number)



All-Time Touchdowns by a Tight End

With four touchdowns over his last three games, Jimmy Graham has 63 career touchdowns, placing him fifth in NFL history for touchdowns by a tight end.

Most Touchdown Receptions by a TE, NFL History

1. Antonio Gates, LAC	112
2. Tony Gonzalez	111
3. Rob Gronkowski, NE	73
4. Jason Witten, Dal	66
5. Jimmy Graham, Sea	63
6. Shannon Sharpe	62

#89

Doug Baldwin

410 Seahawks Receptions

In Week 7 at the N.Y. Giants (10/22), Doug Baldwin passed Bobby Engram for fifth-place on Seattle's all-time receptions list.

Most Receptions, Club History

1. 819 Steve Largent	1976-89
2. 581 Brian Blades	1988-98
3. 471 John L. Williams	1986-93
4. 441 Darrell Jackson	2000-06
5. 410 Doug Baldwin	2011-
6. 399 Bobby Engram	2001-08
7. 283 Joey Galloway	1995-99
8. 244 Koren Robinson	2001-04, '08
9. 232 Sam McCullum	1976-81
10. 218 Mack Strong	1994-07

5,384 Seahawks Receiving Yards

Doug Baldwin ranks fourth in Seahawks history with 5,384 receiving yards.

Most Receiving Yards, Club History

1. 13,089 Steve Largent	1976-89
2. 7,620 Brian Blades	1988-98
3. 6,445 Darrell Jackson	2000-06
4. 5,384 Doug Baldwin	2011-
5. 4,859 Bobby Engram	2001-08
6. 4,457 Joey Galloway	1995-99
7. 4,151 John L. Williams	1986-93
8. 3,567 Koren Robinson	2001-04, '08
9. 3,409 Sam McCullum	1976-81
10. 2,347 Deion Branch	2006-10

38 Seahawks Receiving Touchdowns

In Week 7 at the N.Y. Giants (10/22), Doug Baldwin moved in to third-place on Seattle's all-time receiving touchdowns list.

Most Receiving Touchdowns, Club History

1. 100 Steve Largent	1976-89
2. 47 Darrell Jackson	2000-06
3. 38 Doug Baldwin	2011-
4. 37 Joey Galloway	1995-99
5. 36 Daryl Turner	1984-87
6. 34 Brian Blades	1988-98
7. 21 Sam McCullum	1976-81
8. 18 Bobby Engram	2001-08
9. 16 John L. Williams	1986-93
10. 15 four players tied	

#93

DE Dwight Freeney

123.0 Career Sacks

Dwight Freeney's 123.0 career sacks ranks tied for 17th in NFL history and is the second-highest active sack leader in the NFL (Julius Peppers, 151.0).

Most Sacks, NFL History

11. 136.0 Jared Allen	
12. 133.5 John Abraham	
13. 132.5 Leslie O'Neal	
132.5 Lawrence Taylor	
15. 128.0 Rickey Jackson	
16. 126.5 Derrick Thomas	
17. 123.0 Dwight Freeney	
123.0 Robert Mathis	
19. 122.0 Simeon Rice	
20. 121.5 Clyde Simmons	

47 Forced Fumbles

Since forced fumbles were tracked beginning in 1994, Dwight Freeney's 47 rank as the fifth-most during that period.

Most Forced Fumbles Since 1994

1. Robert Mathis	50
2. Julius Peppers, Car	49
3. John Abraham	48
4. Jason Taylor	48
5. Dwight Freeney, Sea	47

16-Year Veteran

Excluding kickers, Dwight Freeney is the third-longest tenured veteran in the league, trailing Tom Brady (18 years) and Drew Brees (17 years).



Sixth-Winningest Active Head Coach (Belichick, Reid, Fox, McCarthy, Lewis)

Pete Carroll ranks 33rd in NFL history with 118 combined wins and became the 39th coach in NFL history with 100 wins in the regular season.

Most Combined Wins in NFL History

Coach	Regular Season				Postseason			Combined			
	W	L	T	Pct.	W	L	Pct.	W	L	T	Pct.
28. Dick Vermeil	120	109	0	.524	6	5	.545	126	114	0	.525
29. Jim Mora	125	106	0	.541	0	6	.000	125	112	0	.527
30. George Seifert	114	62	0	.648	10	5	.667	124	67	0	.649
31. Sid Gillman	122	99	7	.552	1	5	.167	123	104	7	.542
32. Marvin Lewis, Cin	121	107	3	.530	0	7	.000	121	114	3	.515
33. Pete Carroll, Sea	108	74	1	.593	10	7	.588	118	81	1	.593
George Allen	116	47	5	.712	2	7	.222	118	54	5	.686
Norv Turner	114	122	1	.483	4	4	.500	118	126	1	.484
36. Dennis Green	113	94	0	.546	4	8	.333	117	102	0	.534
Mike Tomlin, Pit	109	59	0	.649	8	6	.571	117	65	0	.643

118 Career Wins for Pete Carroll (Regular + Postseason)

Pete Carroll became the 43rd head coach in NFL history with 100 combined wins.

Year	Team	W	L	T	Pct.	Finish
1994	N.Y. Jets	6	10	0	.375	5th, AFC East
1997	New England	10	6	0	.625	1st, AFC East
						<i>Wild Card victory vs. Miami, 17-3</i>
						<i>Divisional Playoff loss at Pittsburgh, 7-6</i>
1998	New England	9	7	0	.563	4th, AFC East
						<i>Wild Card loss at Jacksonville, 25-10</i>
1999	New England	8	8	0	.500	T4th, AFC East
2010	Seattle	7	9	0	.438	1st, NFC West
						<i>Wild Card victory vs. New Orleans, 41-36</i>
						<i>Divisional Playoff loss at Chicago, 35-24</i>
2011	Seattle	7	9	0	.438	3rd, NFC West
2012	Seattle	11	5	0	.688	2nd, NFC West
						<i>Wild Card victory at Washington, 24-14</i>
						<i>Divisional Playoff loss at Atlanta, 30-28</i>
2013	Seattle	13	3	0	.813	1st, NFC West
						<i>Divisional Playoff victory vs. New Orleans, 23-15</i>
						<i>Championship Game victory vs. San Francisco, 23-17</i>
						<i>Super Bowl XLVIII victory vs. Denver, 43-8</i>
2014	Seattle	12	4	0	.750	
						<i>Divisional Playoff victory vs. Carolina, 31-17</i>
						<i>Championship Game victory vs. Green Bay, 28-22</i>
						<i>Super Bowl XLIX loss vs. New England, 28-24</i>
2015	Seattle	10	6	0	.600	2nd, NFC West
						<i>Wild Card victory at Minnesota, 10-9</i>
						<i>Divisional Playoff loss at Carolina, 31-24</i>
2016	Seattle	10	5	1	.656	1st, NFC West
						<i>Wild Card victory vs. Detroit, 26-6</i>
						<i>Divisional Playoff loss at Atlanta, 36-20</i>
2017	Seattle	5	2	0	.714	
Reg. Season (12 Yrs.)		108	74	1	.593	
Postseason (8 Yrs.)		10	7	0	.588	
Combined Record		118	81	1	.593	

Steve Hutchinson Eligible for HOF



76 Steve Hutchinson

Guard 6-5 311

Michigan

5 Seahawks Seasons, 12 NFL Seasons

1st Round 2001

Seattle Games/Starts: 68/68

Career Games/Starts: 169/169

Birthdate: November 1, 1977

Fort Lauderdale, Fla.



Former Seahawks first-round draft choice (17th overall), left guard Steve Hutchinson, will be eligible for the Pro Football Hall of Fame's Class of 2018.

A seven-time All-Pro, he earned first-team honors in 2003, 2005, 2007-09 and second-team honors in 2004 and 2006, while being named to the NFL's All-Decade Team Offensive Line for the 2000s. He was also a seven-time Pro Bowler.

He started all 169 regular season games played and all eight postseason games played, helping his teams to four division titles, one conference title and a Super Bowl XL appearance after the 2005 season with Seattle.

Along with teammate and Hall of Fame left tackle Walter Jones, the two were the most dominant left-side duo of their time.

Hutchinson's running backs Shaun Alexander and Adrian Peterson earned eight Pro Bowls between each other running behind his blocks and Alexander earned NFL MVP honors after rushing for a franchise-record 1,880 yards and accumulating an NFL record 28 total touchdowns in 2005.

In 11 of his 12 seasons with Seattle (2001-05), Minnesota (2006-11) and Tennessee (2012), Hutchinson blocked for a 1,000-yard rusher.

Hutchinson played four years at the University of Michigan, starting 46 of 47 games played, and became the second player in Michigan history to garner first-team All-Big Ten honors four times. He was also a first-team All-America his junior and senior seasons and named a freshman All-American his freshman year.

Pro Bowl Running Backs behind Steve Hutchinson

Shaun Alexander, Sea	2003-05
Adrian Peterson, Min	2007-10, 2012

NFL All-Decade Team Offensive Line for the 2000s

Guard: Steve Hutchinson, Larry Allen, Will Shields, Alan Faneca
Tackle: Walter Jones, Jonathan Ogden, Orlando Pace, Willie Roaf
Center: Kevin Mawae, Olin Kruetz

Hutchinson's 1,000-yard Rushers

Player, Year	Yards
Shaun Alexander, 2001	1,318
Shaun Alexander, 2002	1,175
Shaun Alexander, 2003	1,435
Shaun Alexander, 2004	1,696
Shaun Alexander, 2005	1,880 *
Chester Taylor, 2006	1,216
Adrian Peterson, 2007	1,341
Adrian Peterson, 2008	1,760
Adrian Peterson, 2009	1,383
Adrian Peterson, 2010	1,298
Adrian Peterson, 2011	970 ^
Chris Johnson, 2012	1,243

* NFL MVP

^ Injured, played in 12 games

CenturyLink Field Enhancements



On August 14, the Seattle Seahawks announced enhancements to the fan experience on gamedays at CenturyLink Field.

Last season, Seahawks fans rated the Seahawks' gameday experience No. 1 in the NFL, based on the NFL's Voice of the Fan survey data collected for each team from thousands of NFL fans league-wide. The Seahawks are always looking to exceed fan expectations at every opportunity and fan feedback collected throughout the season played a vital role in many of the new gameday upgrades. New enhancements in 2017 include:

- On March 1, the Seahawks and First & Goal, Inc. created First & Goal Hospitality as part of a continued effort to enhance the gameday experience at CenturyLink Field. FGH manages and operates all general concessions and premium dining at Seahawks games and other stadium and event center events. By managing concessions, it is easier to bring fans new offerings and expanded menu. New this season:
 - o Stadium Street Market: FGH partnered with award-winning executive chef and Huxley Wallace Collective founder Josh Henderson to celebrate local restaurant talent through marketplace concepts. The Stadium Street Market, located at section 115, will showcase four local chefs each game who will bring the flair from their restaurants to your gameday experience.
 - o Night Market: Located in the West Field Plaza, this marketplace will feature global offerings from popular local restaurants in the International District, Pioneer Square and SODO.
 - o Tapped & Corked: Already a fan favorite in section 120, an additional open concept bar will be available in section 139 to offer local craft beers and select Washington wines.
 - o Papa John's Pizza: Back by popular demand, Papa John's pizza will now be available at all former Pizza of Seattle locations at sections 107, 137, 307 and 333.
 - o More Pho Rito: In section 105, fans will enjoy more unique concepts including the Pho Rito from our local partners at Pho Cyclo.
 - o More Options Upstairs: New experiences have been added on the east side of the upper level, including Smokehouse BBQ in section 305 and an Elysian Brewing Company walk-in bar featuring local craft beers in section 309.
 - o Farm-to-Stadium Ingredients: The Seahawks are proud to take their sustainability program full circle by partnering with Cedar Grove and their Sound Sustainable Farm to take compost and use it to grow fresh produce served at CenturyLink Field.
- After reviewing fan feedback collected through fan surveys, the Seahawks significantly increased the number of toilet fixtures in men's restrooms by 32% in the upper level of the stadium, including a 59% increase in the south end of the upper level near the Toyota Fan Deck. In total, 79 additional toilet fixtures have been added in men's and women's restrooms in the upper level.
- This past offseason, the Seahawks upgraded the video and audio elements at CenturyLink Field, including:
 - o Upgraded to high definition (HD) 1080p on the primary video boards
 - o Added live video display capabilities to the digital hustle boards
 - o Launched a new wireless camera system to bring unique live footage angles and perspectives to the game presentation.
 - o Increased the number of camera feeds from eight to 16 to showcase different camera angles on the primary video boards
 - o Installed four new speakers in the corners of the upper deck to supplement the current audio system
 - o Enhanced in-stadium Wi-Fi

Fans are also encouraged to download the Seahawks Mobile App to improve their game day experience. New this season, fans are able to stop by any Seahawks Pro Shop location and use their in-app mobile discount card to receive 15% off Seahawks merchandise. The app also allows fans quick access to a variety of stats, extensive gameday information and "Eye of the Hawk" video feature with live and on-demand video from 16 different angles for fans attending CenturyLink Field. Fans are able to manage their account in the app by transferring tickets to friends, securely posting tickets for resale on NFL Ticket Exchange and downloading game tickets to a mobile phone.

Seahawks Gameday Experience Ranked No. 1 in the NFL

NFL's Voice of the Fan survey

After each NFL game, the league surveys thousands of fans league-wide to get their input on their gameday experience, including the process of arriving and leaving the stadium, the guest services experience, sense of safety and security, the quality and variety of the food and beverages, and the overall game experience. For the 2016 season, Seahawks fans ranked the Seahawks' gameday experience No. 1 in the NFL.

SEATTLE SEAHAWKS / WEEK 8 / THROUGH MONDAY, OCTOBER 30, 2017

WON 5, LOST 2				* RUSHING		No.	Yds	Avg	Long	TD							
09/10	L	9-17	at Green Bay	78,381	Carson	49	208	4.2	30	0							
09/17	W	12- 9	San Francisco	68,729	Wilson	36	194	5.4	29	1							
09/24	L	27-33	at Tennessee	69,127	Lacy	42	108	2.6	19	0							
10/01	W	46-18	Indianapolis	68,872	Rawls	30	59	2.0	9	0							
10/08	W	16-10	at L.A. Rams	60,745	McKissic	13	54	4.2	30t	1							
10/22	W	24- 7	at N.Y. Giants	78,527	Lockett	7	44	6.3	22	0							
10/29	W	41-38	Houston	69,025	Prosise	8	20	2.5	8	0							
11/05			Washington		A. Davis	1	-1	-1.0	-1	0							
11/09			at Arizona		Baldwin	1	-3	-3.0	-3	0							
11/20			Atlanta		TEAM	187	683	3.7	30t	2							
11/26			at San Francisco		OPPONENTS	180	824	4.6	75t	5							
12/03			Philadelphia		* RECEIVING		No.	Yds	Avg	Long	TD						
12/10			at Jacksonville		Baldwin	42	430	10.2	36	2							
12/17			L.A. Rams		Graham	28	269	9.6	33	4							
12/24			at Dallas		Lockett	26	345	13.3	54	0							
12/31			Arizona		P. Richardson	22	374	17.0	48	5							
			Sea.	Opp.	Willson	8	97	12.1	27t	2							
TOTAL FIRST DOWNS				141	134	McKissic	7	92	13.1	27t	1						
Rushing				35	36	Carson	7	59	8.4	10t	1						
Passing				94	75	Prosise	6	87	14.5	46	0						
Penalty				12	23	Darboh	5	55	11.0	16	0						
3rd Down: Made/Att		44/102	33/93	Vannett	5	33	6.6	12	0								
3rd Down Pct.		43.1	35.5	Rawls	3	31	10.3	16	0								
4th Down: Made/Att		3/5	1/3	Madden	2	65	32.5	66	0								
4th Down Pct.		60.0	33.3	Lacy	2	18	9.0	9	0								
POSSESSION AVG.				30:31	29:29	McEvoy	1	53	53.0	53	0						
TOTAL NET YARDS				2592	2336	TEAM	164	2008	12.2	66	15						
Avg. Per Game				370.3	333.7	OPPONENTS	139	1616	11.6	72t	9						
Total Plays				462	443	* INTERCEPTIONS		No.	Yds	Avg	Long	TD					
Avg. Per Play				5.6	5.3	Thomas	2	97	48.5	78t	1						
NET YARDS RUSHING				683	824	Sherman	2	20	10.0	19	0						
Avg. Per Game				97.6	117.7	Coleman	1	28	28.0	28t	1						
Total Rushes				187	180	N. Jones	1	24	24.0	24	0						
NET YARDS PASSING				1909	1512	Wagner	1	7	7.0	7	0						
Avg. Per Game				272.7	216.0	S. Richardson	1	5	5.0	5	0						
Sacked/Yards Lost				16/99	17/104	TEAM	8	181	22.6	78t	2						
Gross Yards				2008	1616	OPPONENTS	5	100	20.0	69	0						
Att./Completions		259/164	246/139	* PUNTING		No.	Yds	Avg	Net	TB	In	Lg	B				
Completion Pct.		63.3	56.5	Ryan	38	1671	44.0	40.3	1	16	64	0					
Had Intercepted		5	8	TEAM	38	1671	44.0	40.3	1	16	64	0					
PUNTS/AVERAGE				38/44.0	39/46.7	OPPONENTS	39	1822	46.7	43.8	1	12	66	0			
NET PUNTING AVG.				38/40.3	39/43.8	* PUNT RETURNS		Ret	FC	Yds	Avg	Long	TD				
PENALTIES/YARDS				66/534	44/378	Lockett	15	10	94	6.3	14	0					
FUMBLES/BALL LOST				8/2	9/5	TEAM	15	10	94	6.3	14	0					
TOUCHDOWNS				20	14	OPPONENTS	17	9	118	6.9	22	0					
Rushing				2	5	* KICKOFF RETURNS		No.	Yds	Avg	Long	TD					
Passing				15	9	Lockett	10	230	23.0	43	0						
Returns				3	0	Pocic	1	13	13.0	13	0						
* SCORE BY PERIODS				Q1	Q2	Q3	Q4	OT	PTS	TEAM	11	243	22.1	43	0		
TEAM				23	37	48	67	0	175	OPPONENTS	17	327	19.2	34	0		
OPPONENTS				16	52	41	23	0	132	* FIELD GOALS		1-19	20-29	30-39	40-49	50+	
* SCORING				TD-Ru-Pa-Rt	K-PAT	FG	S	PTS	Walsh	0/ 0	5/ 5	3/ 4	4/ 4	0/ 0			
Walsh				0	0	0	0	17/18	12/13	0	53	TEAM	0/ 0	5/ 5	3/ 4	4/ 4	0/ 0
P. Richardson				5	0	5	0			0	30	OPPONENTS	0/ 0	1/ 1	6/ 7	4/ 5	0/ 0
Graham				4	0	4	0			0	24	Walsh: (33G,21G,41G)(25G,27G)()(44G,37N)(48G,					
Baldwin				2	0	2	0			0	14	49G,35G)(39G)(21G,21G)					
McKissic				2	1	1	0			0	12	OPP: (40G)(40G,37G,34G)(24G,37G,47G,35G)(40G)					
Willson				2	0	2	0			0	12	(35G,36N)(47N)(31G)					
Carson				1	0	1	0			0	6						
Coleman				1	0	0	1			0	6						
Thomas				1	0	0	1			0	6						
Wagner				1	0	0	1			0	6						
Wilson				1	1	0	0			0	6						
TEAM				20	2	15	3	17/18	12/13	0	175						
OPPONENTS				14	5	9	0	13/13	11/13	1	132						
2-Pt Conv: Baldwin, TM 1-2, OPP 0-1																	
SACKS: Bennett 5.5, Clark 4.5, M. Smith 1.5, Avril 1, Garvin 1, Reed 1, Coleman 0.5, Freeney 0.5, N. Jones 0.5, S. Richardson 0.5, Wagner 0.5, TM 17, OPP 16																	
FUM/LOST: Wilson 5/1, Britt 1/0, Rawls 1/1, Wagner 1/0																	
* PASSING																	
				Att	Cmp	Yds	Cmp%	Yds/Att	TD	TD%	Int	Int%	Long	Sack/Lost	Rating		
Wilson				258	164	2008	63.6	7.78	15	5.8	4	1.6	66	16/ 99	100.4		
McEvoy				1	0	0	0.0	0.00	0	0.0	1	100.0	---	0/ 0	0.0		
TEAM				259	164	2008	63.3	7.75	15	5.8	5	1.9	66	16/ 99	98.4		
OPPONENTS				246	139	1616	56.5	6.57	9	3.7	8	3.3	72t	17/ 104	75.2		

Defensive Statistics



	Total	Solo	Assist	Sacks	Yards	QH	Int	PD	FF	FR
Wagner, B.	61	44	17	0.5	7.0	5	1	4	0	1
Wright, K.	46	36	20	0	0	1	0	1	0	0
Thomas, E.	38	24	14	0	0	0	2	5	1	0
Chancellor, K.	34	23	11	0	0	0	0	1	0	0
Griffin, S.	31	27	4	0	0	0	0	8	0	0
Sherman, R.	25	18	7	0	0	0	2	5	0	1
Reed, J.	23	14	9	1.0	3.0	3	0	1	1	0
Bennett, M.	21	14	7	5.5	37.5	14	0	1	0	0
Clark, F.	17	11	6	4.5	31.5	8	0	1	1	1
Richardson, S.	16	8	8	0.5	3.0	3	1	1	0	1
Coleman, J.	10	9	1	0.5	3.0	1	1	3	0	0
Jones, N.	10	5	5	0.5	1.5	1	1	3	0	0
Lane, J.	9	9	0	0	0	0	0	0	0	0
Wilhoite, M.	9	7	2	0	0	0	0	0	0	0
McDougald, B.	7	5	2	0	0	0	0	0	0	0
Smith, M.	6	4	2	1.5	2.5	3	0	0	1	0
Garvin, T.	4	1	3	1.0	6.0	2	0	0	0	0
Smith, G.	4	1	3	0	0	0	0	0	0	0
Jackson, B.	3	1	2	0	0	0	0	0	0	0
Avril, C.	2	2	0	1.0	6.0	2	0	0	0	0
Bass, D.	1	0	1	0	0	0	0	0	0	0
Freeney, D.	1	0	1	0.5	3.0	1	0	0	0	0

Special Teams Tackles

	Total	Solo	Assist	FF	FR	Blocks
McDougald, B.	7	6	1	0	0	0
Madden, T.	6	3	3	0	0	0
Coleman, J.	4	3	1	0	0	0
Thorpe, N.	4	3	1	0	1	0
McEvoy, T.	3	3	0	1	0	0
Alexander, D.	2	2	0	0	0	0
Garvin, T.	2	1	1	0	0	0
Hill, D.	2	1	1	0	0	0
Wilhoite, M.	2	1	1	0	0	0
Chancellor, K.	1	1	0	0	0	0
Griffin, S.	1	0	1	0	0	0
McDonald, D.	1	1	0	0	0	0
McKissic, J.	1	1	0	0	0	0
Ott, T.	1	1	0	0	0	0
Smith, M.	1	1	0	0	0	0
Willson, L.	1	1	0	0	0	0

Fumbles

	Fum	Lost	Own-Rec	O.B.
Wilson, R.	5	1	3	0
Britt, J.	1	0	0	0
Rawls, T.	1	1	1	0
Willson, L.	0	0	1	0

Transactions



1/3 Placed on injured reserve Signed	LS Nolan Frese LS Tyler Ott	5/12 cont. Signed	FB Algernon Brown QB Skyler Howard	8/16 Waived/injured Released	S Jordan Simone WR Jamel Johnson
1/4 Released Signed	S Tyvis Powell WR Devin Hester		DT Jeremy Liggins LB Otha Peters	Signed	CB Tramaine Brock LB Rodney Butler
1/16 Signed 2017 future contract	C Ross Burbank FS Pierre Desir RB George Farmer DT Tylor Harris DT Shaneil Jenkins FB Malcolm Johnson WR Kenny Lawler TE Marcus Lucas C/G Will Pericak RB Kelvin Taylor	5/15 Released Signed	WR Darreus Rogers G Jordan Roos TE Tyrone Swoopes LB Nick Usher TE Bryce Williams FB Malcolm Johnson FB Brandon Cottom QB Skyler Howard FB Kyle Coleman WR Speedy Noil CB Mike Tyson DT Nazair Jones	8/17 Signed to extension 8/21 Waived/injured Signed Waived/injured Traded to Philadelphia Acquired from Philadelphia	C Justin Britt T Justin Senior T Tyrus Thompson TE Marcus Lucas 2018 5th Rd. Choice T Matt Tobin 2018 7th Rd. Choice WR Jermaine Kearse '18 2nd Rd. draft pick '18 7th Rd. draft pick DT Sheldon Richardson '18 7th Rd. draft pick TE Steve Donatell '18 7th Rd. draft pick CB Justin Coleman CB Tramaine Brock '18 7th Rd. draft pick DE Cassius Marsh '18 5th Rd. draft pick '18 7th Rd. draft pick Traded to Kansas City Acquired from Kansas City Placed on injured reserve
1/19 Signed 2017 future contract	TE Chris Briggs DT Rodney Coe WR Jamel Johnson DB Demetrius McCray WR Rodney Smith	5/17 Signed draft pick 5/19 Signed draft pick 5/23 Signed draft pick 5/25 Signed draft pick 5/31 Released	WR Amara Darboh DT Malik McDowell WR Speedy Noil RB Troymaine Pope FS Marcus Cromartie SS Jordan Simone QB Jake Heaps QB Austin Davis TE Bryce Williams TE Steve Donatell G/T Ethan Pocic CB Shaquill Griffin S Delano Hill	9/1 Traded to N.Y. Jets Acquired from N.Y. Jets Released Traded to New England Acquired from New England	CB Justin Coleman CB Tramaine Brock '18 7th Rd. draft pick DE Cassius Marsh '18 5th Rd. draft pick '18 7th Rd. draft pick T Isaiah Battle S Marcus Cromartie CB DeAndre Elliott T George Fant CB DeShawn Shead DE Dion Jordan DT Malik McDowell LB Christian French CB Demetrius McCray DT Rodney Coe
1/20 Signed 2017 future contract	CB Perrish Cox T Robert Myers K Blair Walsh	6/5 Released Signed 6/8 Released	LB Kevin Pierre-Louis LB D.J. Alexander Lemuel Jeanpierre FB Algernon Brown LB Nick Usher FB Marcel Reece DE Marcus Smith DT Rodney Coe LB Arthur Brown LB Mike Morgan	9/2 Traded to Minnesota Acquired from Minnesota Traded to New England Acquired from New England	Terminated veteran contract LB Mike Morgan FB Marcel Reece DT Ahtyba Rubin QB Trevone Boykin T Darrell Brown LB Rodney Butler RB Alex Collins RB Mike Davis CB Pierre Desir WR Cyril Grayson, Jr. DT Tylor Harris C Joey Hunt DT Quinton Jefferson WR Kenny Lawler DT Jeremy Liggins DT Greg Milhouse WR David Moore LB Kache Palacio C/G Will Pericak LB Otha Peters
2/9 Signed	K Blair Walsh	6/9 Signed draft pick 6/15 Signed draft pick	S Kam Chancellor LS Nolan Frese WR Rodney Smith WR Jamel Johnson S Jordan Simone T Darrell Brown FB Kyle Coleman T Robert Myers DT Greg Milhouse S Jordan Simone LB Ronald Powell DE Christian French DT Shaneil Jenkins WR Rodney Smith	Placed on PUP Placed on non-football inj. Waived/injured Waived	
3/11 Signed	G/T Luke Joeckel	7/28 Traded to Kansas City Acquired from Kansas City Hired as offensive assistant			
3/14 Signed Re-signed	RB Eddie Lacy CB Neiko Thorpe	7/29 Released			
3/17 Signed Re-signed	LB Arthur Brown CB DeShawn Shead	Signed			
3/20 Re-signed Signed	TE Luke Willson G/T Oday Aboushi	7/30 Signed 7/31 Released Signed			
3/22 Signed	K John Lunsford S Bradley McDougald	8/1 Signed contract extension 8/2 Released 8/3 Released Signed 8/6 Released Signed 8/8 Released Waived/injured 8/9 Signed			
3/24 Signed	LB Michael Wilhoite	8/10 Waived/injured Signed			
3/28 Signed Re-signed	LB Terence Garvin LB Dewey McDonald	8/12 Released Signed			
4/10 Signed	WR Cyril Grayson, Jr.				
4/14 Signed	DE Dion Jordan				
4/18 Signed Re-signed	LB Kache Palacio RB Terrence Magee RB Troymaine Pope				
5/2 Signed	QB Jake Heaps				
5/5 Re-signed	FB Brandon Cottom				
5/8 Claimed	RB Mike Davis				
5/9 Signed Released	DE David Bass CB Perrish Cox TE Chris Briggs C Ross Burbank DT Rodney Coe RB George Farmer WR Jamel Johnson K John Lunsford RB Terrence Magee				
5/12 Signed draft picks	RB Chris Carson WR David Moore T Justin Senior FS Tedric Thompson				

Transactions



9/2 cont.	Waived	WR Darreus Rogers DT Garrison Smith WR Rodney Smith TE Tyrone Swoopes T Tyrus Thompson CB Mike Tyson WR Kasen Williams
9/4	Signed to practice squad	QB Trevone Boykin LB Austin Calitro RB Mike Davis WR Cyril Grayson, Jr. C Joey Hunt T Jarron Jones WR David Moore DT Garrison Smith TE Tyrone Swoopes CB Mike Tyson
9/8	Released from practice sq. Signed to practice squad	WR Cyril Grayson, Jr. WR Kenny Lawler
9/13	Released from practice sq. Signed to practice squad	T Jarron Jones WR Kenny Lawler TE Gabe Holmes CB Akeem King
9/19	Released Signed from practice squad Released from practice sq. Signed to practice squad	DE David Bass DT Garrison Smith LB Austin Calitro LB Joseph Jones CB Tyvis Powell
9/27	Placed on injured reserve Claimed off waivers Released from practice sq. Signed to practice squad	LB Dewey McDonald LB Justin March-Lillard TE Gabe Holmes CB Tyvis Powell WR K.J. Brent DE Branden Jackson
10/2	Placed on injured reserve Signed from L.A. Rams PS	RB Chris Carson DE Quinton Jefferson
10/7	Released Signed from practice squad	LB Justin March-Lillard DE Branden Jackson
10/16	Signed to practice squad	LB Josh Forrest
10/20	Placed on injured reserve	DE Cliff Avril
10/24	Released from practice sq.	CB Tyvis Powell
10/25	Signed Signed to practice squad	DE Dwight Freeney DT Rodney Coe

(1,769th transaction since 2010)

Participation Chart



Game Date	1	2	3	4	5	6	7	8	9	10	11	12	13	14	15	16	2017			
	9/10	9/17	9/24	10/1	10/8	10/22	10/29	11/5	11/9	11/20	11/26	12/3	12/10	12/17	12/24	12/31	G	S	IN	DNP
Game	@GB	SF	@Ten	Ind	@LAR	@NYG	Hou	Was	@Ari	Atl	@SF	Phi	@Jac	LAR	@Dal	Ari				
Aboushi, O.	dnp	in	RG	RG	RG	RG	RG										5	5	1	1
Alexander, D.	lb	sub	in	sub	sub	sub	sub										6	0	1	0
Avril, C.	RDE	RDE	RDE	RDE	in	ir	ir										4	4	1	0
Baldwin, D.	WR	WR	WR	WR	WR	WR	WR										7	7	0	0
Bass, D.	de	de															2	0	0	0
Battle, I.	in	in	in	in	in	in	in										0	0	7	0
Bennett, M.	LDE	LDE	LDE	LDE	LDE	LDE	LDE										7	7	0	0
Britt, J.	C	C	C	C	C	C	C										7	7	0	0
Carson, C.	RB	rb	RB	RB	ir	ir	ir										4	3	0	0
Chancellor, K.	SS	SS	SS	SS	SS	SS	SS										7	7	0	0
Clark, F.	de	de	de	de	RDE	RDE	RDE										7	3	0	0
Coleman, J.	cb	sub	cb	cb	CB	cb	CB										7	2	0	0
Darboh, A.	wr	wr	wr	wr	wr	wr	wr										7	0	0	0
Davis, A.	dnp	dnp	dnp	dnp	dnp	qb	dnp										1	0	0	6
Freeney, D.							de										1	0	0	0
Garvin, T.	OLB	in	sub	lb	sub	sub	sub										6	1	1	0
Glowinski, M.	RG	RG	in	in	in	g	sub										4	2	3	0
Graham, J.	TE	te	TE	TE	TE	TE	TE										7	6	0	0
Griffin, S.	cb	cb	cb	cb	RCB	RCB	RCB										7	3	0	0
Hill, D.	in	sub	sub	s	sub	sub	sub										6	0	1	0
Ifedi, G.	RT	RT	RT	RT	RT	RT	RT										7	7	0	0
Jackson, B.				ps	de	de	de										3	0	0	0
Jefferson, Q.					in	de	in										1	0	2	0
Joeckel, J.	LG	LG	LG	LG	LG	in	in										5	5	2	0
Jones, N.	dt	dt	dt	dt	dt	dt	dt										7	0	0	0
Lacy, E.	rb	in	dnp	rb	RB	rb	RB										5	2	1	1
Lane, J.	RCB	RCB	RCB	RCB	in	in	cb										5	4	2	0
Lockett, T.	wr	WR	WR	WR	WR	wr	wr										7	4	0	0
McDonald, D.	lb	sub	sub	ir	ir	ir	ir										3	0	0	0
McDougald, B.	s	s	s	s	s	s	s										7	0	0	0
McEvoy, T.	wr	wr	wr	wr	wr	wr	wr										7	0	0	0
McKissic, J.	in	in	in	rb	rb	rb	rb										4	0	3	0
Madden, T.	FB	FB	fb	fb	fb	fb	FB										7	3	0	0
March-Lillard, J.				sub													1	0	0	0
Odhiambo, R.	LT	LT	LT	LT	LT	LT	LT										7	7	0	0
Ott, T.	sub	sub	sub	sub	sub	sub	sub										7	0	0	0
Pocic, E.	sub	sub	sub	sub	sub	LG/c	LG										7	2	0	0
Proise, C.	rb	rb	rb	in	in	rb	in										4	0	3	0
Rawls, T.	in	RB	rb	in	rb	RB	rb										5	2	2	0
Reed, J.	LDT	LDT	LDT	LDT	LDT	LDT	LDT										7	7	0	0
Richardson, P.	WR	WR	WR	WR	WR	WR	WR										7	7	0	0
Richardson, S.	RDT	RDT	RDT	RDT	RDT	RDT	RDT										7	7	0	0
Roos, J.	in	in	in	in	in	in	in										0	0	7	0
Ryan, J.	p	p	p	p	p	p	p										7	0	0	0
Sherman, R.	LCB	LCB	LCB	LCB	LCB	LCB	LCB										7	7	0	0
Smith, G.	ps	ps	dt	dt	dt	in	in										3	0	2	0
Smith, M.	de	dnp	de	de	de	de	de										6	0	0	1
Thomas, E.	FS	FS	FS	FS	FS	FS	FS										7	7	0	0
Thompson, T.	in	in	in	in	dnp	in	in										0	0	6	1
Thorpe, N.	cb	sub	in	in	sub	sub	sub										5	0	2	0
Tobin, M.	t	dnp	t	t	t	t	t										6	0	0	1
Vannett, N.	te	te	te	te	te	te	te										7	0	0	0
Wagner, B.	MLB	MLB	MLB	MLB	MLB	MLB	MLB										7	7	0	0
Walsh, B.	k	k	k	k	k	k	k										7	0	0	0
Wilhoite, M.	in	OLB	OLB	OLB	lb	OLB	lb										6	4	1	0
Willson, L.	te	te	te	te	te	TE	te										7	1	0	0
Wilson, R.	QB	QB	QB	QB	QB	QB	QB										7	7	0	0
Wright, K.	OLB	OLB	OLB	OLB	OLB	OLB	OLB										7	7	0	0

CAPS - starter; lower case - substitute at position; sub - special teams only; dnp - did not play; in - inactive; ps - practice squad; ir - injured reserve; nfi - non-football injury; sus - suspended, pup - physically unable to perform, exp - exempt

How Built



Year	By Draft	Trade/Waivers/Practice Squad	Free Agents	By Experience
2017	C/G Ethan Pocic (2b)	LB D.J. Alexander (T)	G/T Oday Aboushi (UFA)	DE Dwight Freeney 16
	CB Shaquill Griffin (3a)	T Isaiah Battle (T)	QB Austin Davis	P Jon Ryan 12
	S Delano Hill (3b)	CB Justin Coleman (T)	DE Dwight Freeney	DE Michael Bennett 9
	DT Nazair Jones (3c)	DT Sheldon Richardson (T)	LB Terence Garvin (UFA)	SS Kam Chancellor 8
	WR Amara Darboh (3d)	T Matt Tobin (T)	DE Branden Jackson	TE Jimmy Graham 8
	S Tedric Thompson (4)		G/T Luke Joeckel (UFA)	FS Earl Thomas 8
			RB Eddie Lacy (UFA)	WR Doug Baldwin 7
			S Bradley McDougald (UFA)	CB Richard Sherman 7
			G Jordan Roos	LB K.J. Wright 7
			DE Marcus Smith	QB Austin Davis 6
			K Blair Walsh	CB Jeremy Lane 6
			LB Michael Wilhoite (UFA)	LB Bobby Wagner 6
				K Blair Walsh 6
			LB Michael Wilhoite 6	
			QB Russell Wilson 6	
2016	G/T Germain Ifedi (1)	RB J.D. McKissic (W)	S Tanner McEvoy	G/T Oday Aboushi 5
	DT Jarran Reed (2)	DT Garrison Smith (W)	RB Tre Madden	LB Terence Garvin 5
	RB C.J. Proise (3a)		LS Tyler Ott	G/T Luke Joeckel 5
	TE Nick Vannett (3b)		CB Neiko Thorpe	RB Eddie Lacy 5
	G Rees Odhiambo (3c)			FS Bradley McDougald 5
	DE Quinton Jefferson (5a)			DT Sheldon Richardson 5
2015	DE Frank Clark (2)	TE Jimmy Graham (T)	RB Thomas Rawls	CB Neiko Thorpe 5
	WR Tyler Lockett (3)			T Matt Tobin 5
	G Mark Glowinski (4b)			TE Luke Willson 5
				C Justin Britt 4
				WR Paul Richardson 4
				DT Garrison Smith 4
2014	WR Paul Richardson (2a)			DE Marcus Smith 4
	T Justin Britt (2b)			LB D.J. Alexander 3
				T Isaiah Battle 3
2013	TE Luke Willson (5c)		DE Michael Bennett (UFA)	DE Frank Clark 3
				CB Justin Coleman 3
2012	LB Bobby Wagner (2)			G Mark Glowinski 3
	QB Russell Wilson (3)			WR Tyler Lockett 3
	CB Jeremy Lane (6a)			LS Tyler Ott 3
				RB Thomas Rawls 3
				G/T Germain Ifedi 2
2011	LB K.J. Wright (4a)		WR Doug Baldwin	DE Branden Jackson 2
	CB Richard Sherman (5a)			DE Quinton Jefferson 2
				WR Tanner McEvoy 2
				RB J.D. McKissic 2
				FB Tre Madden 2
2010	S Earl Thomas (1b)			G/T Rees Odhiambo 2
	S Kam Chancellor (5)			RB C.J. Proise 2
2008			P Jon Ryan	DT Jarran Reed 2
				TE Nick Vannett 2
				WR Amara Darboh R
				CB Shaquill Griffin R
				SS Delano Hill R
				DT Nazair Jones R
				C/G Ethan Pocic R
				G Jordan Roos R
				FS Tedric Thompson R

2017 Seattle Seahawks Alphabetical Roster (Updated 10/24/17)

No.	Name	Pos.	Ht.	Wt.	Birthdate	Age	Exp.	College	Hometown	Acquired
75	Aboushi, Oday	G/T	6-5	315	6/5/1991	26	5	Virginia	Brooklyn, N.Y.	UFA(Hou)-'17
58	Alexander, D.J.	LB	6-2	233	9/30/1991	26	3	Oregon State	Long Beach, Calif.	T(KC)-'17
89	Baldwin, Doug	WR	5-10	192	9/21/1988	29	7	Stanford	Gulf Breeze, Fla.	FA-'11
79	Battle, Isaiah	T	6-7	290	2/10/1993	24	3	Clemson	Brooklyn, N.Y.	T(KC)-'17
72	Bennett, Michael	DE	6-4	274	11/13/1985	31	9	Texas A&M	Alief, Texas	UFA(TB)-'13
68	Britt, Justin	C	6-6	315	5/29/1991	26	4	Missouri	Lebanon, Mo.	D2(b)-'14
31	Chancellor, Kam	SS	6-3	225	4/3/1988	29	8	Virginia Tech	Norfolk, Va.	D5-'10
55	Clark, Frank	DE	6-3	260	6/14/1993	24	3	Michigan	Cleveland, Ohio	D2-'15
28	Coleman, Justin	CB	5-11	190	3/27/1993	24	3	Tennessee	Brunswick, Ga.	T(NE)-'17
84	Darboh, Amara	WR	6-2	219	2/1/1994	23	R	Michigan	West Des Moines, Iowa	D3(d)-'17
6	Davis, Austin	QB	6-2	221	6/2/1989	28	6	Southern Mississippi	Collinsville, Miss.	FA-'17
93	Freeney, Dwight	DE	6-1	268	2/19/1980	37	16	Syracuse	Hartford, Conn.	FA-'17
52	Garvin, Terence	LB	6-3	235	1/1/1991	26	5	West Virginia	Upper Marlboro, Md.	UFA(Was)-'17
63	Glowinski, Mark	G	6-4	310	5/3/1992	25	3	West Virginia	Wilkes-Barre, Pa.	D4(b)-'15
88	Graham, Jimmy	TE	6-7	265	11/24/1986	30	8	Miami	Goldsboro, N.C.	T(NO)-'15
26	Griffin, Shaquill	CB	6-0	198	7/20/1995	22	R	Central Florida	St. Petersburg, Fla.	D3(a)-'17
42	Hill, Delano	SS	6-1	216	11/26/1995	21	R	Michigan	Detroit, Mich.	D3(b)-'17
76	Ifedi, Germain	G/T	6-5	325	6/2/1994	23	2	Texas A&M	Houston, Texas	D1-'16
67	Jackson, Branden	DE	6-4	273	11/11/1992	24	2	Texas Tech	McKeesport, Pa.	FA-'17
99	Jefferson, Quinton	DE	6-4	291	3/31/1993	24	2	Maryland	Pittsburgh, Pa.	D5(a)-'16
78	Joeckel, Luke	G/T	6-6	307	11/6/1991	25	5	Texas A&M	Arlington, Texas	UFA(Jac)-'17
92	Jones, Nazair	DT	6-5	304	12/13/1994	22	R	North Carolina	Roanoke Rapids, N.C.	D3(c)-'17
27	Lacy, Eddie	RB	5-11	250	6/2/1990	27	5	Alabama	Geismar, La.	UFA(GB)-'17
20	Lane, Jeremy	CB	6-0	190	7/14/1990	27	6	Northwestern St. (La.)	Tyler, Texas	D6(a)-'12
16	Lockett, Tyler	WR	5-10	182	9/28/1992	25	3	Kansas State	Tulsa, Okla.	D3-'15
30	McDougald, Bradley	FS	6-1	215	11/15/1990	26	5	Kansas	Columbus, Ohio	UFA(TB)-'17
19	McEvoy, Tanner	WR	6-6	230	1/26/1993	24	2	Wisconsin	Hillsdale, N.J.	FA-'16
21	McKissic, J.D.	RB	5-10	195	8/15/1993	24	2	Arkansas State	Phenix City, Ala.	W(Atl)-'16
38	Madden, Tre	FB	6-0	235	8/16/1993	24	2	USC	Alisa Viejo, Calif.	FA-'16
70	Odhambo, Rees	G/T	6-4	315	9/23/1992	25	2	Boise State	Mansfield, Ohio	D3(c)-'16
69	Ott, Tyler	LS	6-3	253	2/28/1992	25	3	Harvard	Tulsa, Okla.	FA-'16
77	Pocic, Ethan	C/G	6-6	309	8/5/1995	22	R	Louisiana State	Lemont, Ill.	D2(b)-'17
22	Proise, C.J.	RB	6-1	225	5/20/1994	23	2	Notre Dame	Petersburg, Va.	D3(a)-'16
34	Rawls, Thomas	RB	5-9	215	8/3/1993	24	3	Central Michigan	Flint, Mich.	FA-'15
90	Reed, Jarran	DT	6-3	306	12/16/1992	24	2	Alabama	Goldsboro, N.C.	D2-'16
10	Richardson, Paul	WR	6-0	183	4/13/1992	25	4	Colorado	Los Angeles, Calif.	D2(a)-'14
91	Richardson, Sheldon	DT	6-3	295	11/29/1990	26	5	Missouri	St. Louis, Mo.	T(NYJ)-'17
64	Roos, Jordan	G	6-3	302	7/6/1993	24	R	Purdue	Celina, Texas	FA-'17
9	Ryan, Jon	P	6-0	217	11/26/1981	35	12	Regina	Regina, Saskatchewan	FA-'08
25	Sherman, Richard	CB	6-3	195	3/30/1988	29	7	Stanford	Compton, Calif.	D5(a)-'11
98	Smith, Garrison	DT	6-1	295	10/9/1991	26	4	Georgia	Atlanta, Ga.	W(SF)-'16
97	Smith, Marcus	DE	6-3	258	3/31/1992	25	4	Louisville	Columbus, Ga.	FA-'17
29	Thomas, Earl	FS	5-10	202	5/7/1989	28	8	Texas	Orange, Texas	D1(b)-'10
33	Thompson, Tedric	FS	6-0	204	1/20/1995	22	R	Colorado	Valencia, Calif.	D4-'17
23	Thorpe, Neiko	CB	6-2	210	2/11/1990	27	5	Auburn	Tucker, Ga.	FA-'16
73	Tobin, Matt	T	6-6	303	6/5/1990	27	5	Iowa	Dyersville, Iowa	T(Phi)-'17
81	Vannett, Nick	TE	6-6	261	3/6/1993	24	2	Ohio State	Westerville, Ohio	D3(b)-'16
54	Wagner, Bobby	LB	6-0	245	6/27/1990	27	6	Utah State	Ontario, Calif.	D2-'12
7	Walsh, Blair	K	5-10	175	1/8/1990	27	6	Georgia	Fort Lauderdale, Fla.	FA-'17
57	Wilhoite, Michael	LB	6-0	245	12/7/1986	30	6	Washburn	Topeka, Kan.	UFA(SF)-'17
82	Willson, Luke	TE	6-5	254	1/15/1990	27	5	Rice	LaSalle, Ontario	D5(c)-'13
3	Wilson, Russell	QB	5-11	215	11/29/1988	28	6	Wisconsin	Richmond, Va.	D3-'12
50	Wright, K.J.	LB	6-4	246	7/23/1989	28	7	Mississippi State	Olive Branch, Miss.	D4(a)-'11

Head Coach: Pete Carroll, Darrell Bevell (Offensive Coordinator), Kris Richard, (Defensive Coordinator), Michael Barrow (Asst. Head Coach/Defense/Linebackers), Dwaine Board (Asst. Defensive Line), Tom Cable (Asst. Head Coach/Offensive Line), Dave Canales (Wide Receivers), Chris Carlisle (Head Strength & Conditioning), Brennan Carroll (Asst. Offensive Line), Nate Carroll (Asst. Wide Receivers), Andre Curtis (Defensive Backs), Tom Donatell (Quality Control/Defense), Heath Farwell (Asst. Special Teams), Mondray Gee (Asst. Strength & Conditioning), John Glenn (Asst. Linebackers), Will Harriger (Asst. Quarterbacks), Clint Hurr (Defensive Line), Lemuel Jeanpierre (Offensive Asst.), Travis Jones (Senior Defensive Asst.), Pat McPherson (Tight Ends), Ricky Manning, Jr. (Asst. Defensive Backs), Chad Morton (Running Backs), Pat Ruel (Asst. Offensive Line), Brian Schneider (Special Teams Coordinator), Carl Smith (Quarterbacks), Nick Sorensen (Secondary), Jamie Yanchar (Assistant Strength & Conditioning).

2017 Seattle Seahawks Numerical Roster (updated 10/24/17)

No.	Name	Pos.	Ht.	Wt.	Birthdate	Age	Exp.	College	Hometown	Acquired
3	Russell Wilson	QB	5-11	215	11/29/1988	28	6	Wisconsin	Richmond, Va.	D3-'12
6	Austin Davis	QB	6-2	221	6/2/1989	28	6	Southern Mississippi	Collinsville, Miss.	FA-'17
7	Blair Walsh	K	5-10	175	1/8/1990	27	6	Georgia	Fort Lauderdale, Fla.	FA-'17
9	Jon Ryan	P	6-0	217	11/26/1981	35	12	Regina	Regina, Saskatchewan	FA-'08
10	Paul Richardson	WR	6-0	183	4/13/1992	25	4	Colorado	Los Angeles, Calif.	D2(a)-'14
16	Tyler Lockett	WR	5-10	182	9/28/1992	25	3	Kansas State	Tulsa, Okla.	D3-'15
19	Tanner McEvoy	WR	6-6	230	1/26/1993	24	2	Wisconsin	Hillsdale, N.J.	FA-'16
20	Jeremy Lane	CB	6-0	190	7/14/1990	27	6	Northwestern St. (La.)	Tyler, Texas	D6(a)-'12
21	J.D. McKissic	RB	5-10	195	8/15/1993	24	2	Arkansas State	Phenix City, Ala.	W(ATL)-'16
22	C.J. Prosise	RB	6-1	225	5/20/1994	23	2	Notre Dame	Petersburg, Va.	D3(a)-'16
23	Neiko Thorpe	CB	6-2	210	2/11/1990	27	5	Auburn	Tucker, Ga.	FA-'16
25	Richard Sherman	CB	6-3	195	3/30/1988	29	7	Stanford	Compton, Calif.	D5(a)-'11
26	Shaquill Griffin	CB	6-0	198	7/20/1995	22	R	Central Florida	St. Petersburg, Fla.	D3(a)-'17
27	Eddie Lacy	RB	5-11	250	6/2/1990	27	5	Alabama	Geismar, La.	UFA(GB)-'17
28	Justin Coleman	CB	5-11	190	3/27/1993	24	3	Tennessee	Brunswick, Ga.	T(NE)-'17
29	Earl Thomas	FS	5-10	202	5/7/1989	28	8	Texas	Orange, Texas	D1(b)-'10
30	Bradley McDougald	FS	6-1	215	11/15/1990	26	5	Kansas	Columbus, Ohio	UFA(TB)-'17
31	Kam Chancellor	SS	6-3	225	4/3/1988	29	8	Virginia Tech	Norfolk, Va.	D5-'10
33	Tedric Thompson	FS	6-0	204	1/20/1995	22	R	Colorado	Valencia, Calif.	D4-'17
34	Thomas Rawls	RB	5-9	215	8/3/1993	24	3	Central Michigan	Flint, Mich.	FA-'15
38	Tre Madden	FB	6-0	235	8/16/1993	24	2	USC	Alisa Viejo, Calif.	FA-'16
42	Delano Hill	SS	6-1	216	11/26/1995	21	R	Michigan	Detroit, Mich.	D3(b)-'17
50	K.J. Wright	LB	6-4	246	7/23/1989	28	7	Mississippi State	Olive Branch, Miss.	D4(a)-'11
52	Terence Garvin	LB	6-3	235	1/1/1991	26	5	West Virginia	Upper Marlboro, Md.	UFA(Was)-'17
54	Bobby Wagner	LB	6-0	245	6/27/1990	27	6	Utah State	Ontario, Calif.	D2-'12
55	Frank Clark	DE	6-3	260	6/14/1993	24	3	Michigan	Cleveland, Ohio	D2-'15
57	Michael Wilhoite	LB	6-0	245	12/7/1986	30	6	Washburn	Topeka, Kan.	UFA(SF)-'17
58	D.J. Alexander	LB	6-2	233	9/30/1991	26	3	Oregon State	Long Beach, Calif.	T(KC)-'17
63	Mark Glowinski	G	6-4	310	5/3/1992	25	3	West Virginia	Wilkes-Barre, Pa.	D4(b)-'15
64	Jordan Roos	G	6-3	302	7/6/1993	24	R	Purdue	Celina, Texas	FA-'17
67	Branden Jackson	DE	6-4	273	11/11/1992	24	2	Texas Tech	McKeesport, Pa.	FA-'17
68	Justin Britt	C	6-6	315	5/29/1991	26	4	Missouri	Lebanon, Mo.	D2(b)-'14
69	Tyler Ott	LS	6-3	253	2/28/1992	25	3	Harvard	Tulsa, Okla.	FA-'16
70	Rees Odhiambo	G/T	6-4	315	9/23/1992	25	2	Boise State	Mansfield, Ohio	D3(c)-'16
72	Michael Bennett	DE	6-4	274	11/13/1985	31	9	Texas A&M	Alief, Texas	UFA(TB)-'13
73	Matt Tobin	T	6-6	303	6/5/1990	27	5	Iowa	Dyersville, Iowa	T(Phi)-'17
75	Oday Aboushi	G/T	6-5	315	6/5/1991	26	5	Virginia	Brooklyn, N.Y.	UFA(Hou)-'17
76	Germain Ifoedi	G/T	6-5	325	6/2/1994	23	2	Texas A&M	Houston, Texas	D1-'16
77	Ethan Pocic	C/G	6-6	309	8/5/1995	22	R	Louisiana State	Lemont, Ill.	D2(b)-'17
78	Luke Joeckel	G/T	6-6	307	11/6/1991	25	5	Texas A&M	Arlington, Texas	UFA(Jac)-'17
79	Isaiah Battle	T	6-7	290	2/10/1993	24	3	Clemson	Brooklyn, N.Y.	T(KC)-'17
81	Nick Vannett	TE	6-6	261	3/6/1993	24	2	Ohio State	Westerville, Ohio	D3(b)-'16
82	Luke Willson	TE	6-5	254	1/15/1990	27	5	Rice	LaSalle, Ontario	D5(c)-'13
84	Amara Darboh	WR	6-2	219	2/1/1994	23	R	Michigan	West Des Moines, Iowa	D3(d)-'17
88	Jimmy Graham	TE	6-7	265	11/24/1986	30	8	Miami	Goldsboro, N.C.	T(NO)-'15
89	Doug Baldwin	WR	5-10	192	9/21/1988	29	7	Stanford	Gulf Breeze, Fla.	FA-'11
90	Jarran Reed	DT	6-3	306	12/16/1992	24	2	Alabama	Goldsboro, N.C.	D2-'16
91	Sheldon Richardson	DT	6-3	295	11/29/1990	26	5	Missouri	St. Louis, Mo.	T(NYJ)-'17
92	Nazair Jones	DT	6-5	304	12/13/1994	22	R	North Carolina	Roanoke Rapids, N.C.	D3(c)-'17
93	Dwight Freeney	DE	6-1	268	2/19/1980	37	16	Syracuse	Hartford, Conn.	FA-'17
97	Marcus Smith	DE	6-3	258	3/31/1992	25	4	Louisville	Columbus, Ga.	FA-'17
98	Garrison Smith	DT	6-1	295	10/9/1991	26	4	Georgia	Atlanta, Ga.	W(SF)-'16
99	Quinton Jefferson	DE	6-4	291	3/31/1993	24	2	Maryland	Pittsburgh, Pa.	D5(a)-'16
Practice Squad										
2	Trevone Boykin	QB	6-0	213	8/22/1993	24	2	TCU	Dallas, Texas	FA-'16
36	Akeem King	CB	6-1	215	8/29/1992	25	3	San Jose State	Visalia, Calif	FA-'17
39	Mike Davis	RB	5-9	217	2/19/1993	24	3	South Carolina	Atlanta, Ga.	W(SF)-'17
40	Mike Tyson	CB	6-1	207	7/27/1993	24	R	Cincinnati	Norfolk, Va.	D6(a)-'17
46	Tyrone Swoopes	TE	6-4	254	11/14/1994	22	R	Texas	Whitewright, Texas	FA-'17
51	Joseph Jones	LB	6-0	231	2/21/1994	23	R	Northwestern	Plano, Ill.	FA-'17
53	Joey Hunt	C	6-2	299	2/22/1994	23	2	TCU	El Campo, Texas	D6-'16
59	Josh Forrest	LB	6-3	249	2/24/1992	25	2	Kentucky	Paducah, Ky.	FA-'17
61	Rodney Coe	DT	6-3	315	5/18/1993	24	2	Akron	Fulton, Mo.	FA-'17
83	David Moore	WR	6-0	219	1/15/1995	22	R	East Central (Okla.)	Gainesville, Texas	D7(a)-'17
Physically Unable to Perform										
35	DeShawn Shead	CB	6-2	212	6/28/1989	28	6	Portland State	Palmdale, Calif.	FA-'12
Non-Football Injury										
94	Malik McDowell	DT	6-6	299	6/20/1996	21	R	Michigan State	Detroit, Mich.	D2(a)-'17
95	Dion Jordan	DE	6-6	275	3/5/1990	27	4	Oregon	Chandler, Ariz.	FA-'17
Injured Reserve										
21	DeAndre Elliott	CB	6-1	189	11/21/1992	24	2	Colorado State	Dallas, Texas	FA-'16
32	Chris Carson	RB	5-11	218	9/16/1994	23	R	Oklahoma State	Lilburn, Ga.	D7(b)-'17
37	Jordan Simone	SS	5-11	191	7/21/1992	24	1	Arizona State	Sammamish, Wash.	FA-'17
41	Deway McDonald	LB	6-0	229	6/10/1990	27	4	California Univ. (Pa.)	Ranson, W. Va.	T(Oak)-'16
48	Christian French	DE	6-5	249	8/18/1992	25	1	Oregon	Cedar Rapids, Iowa	FA-'17
56	Cliff Avril	DE	6-3	260	4/8/1986	31	10	Purdue	Green Cove Springs, Fla.	UFA(Det)-'13
65	Justin Senior	T	6-4	329	7/8/1994	23	R	Mississippi State	Montreal, Quebec	D6(b)-'17
74	George Fant	T	6-5	322	7/19/1992	25	2	Western Kentucky	Bowling Green, Ky.	FA-'16
	Tyrus Thompson	T	6-5	324	11/17/1991	25	3	Oklahoma	Pasadena, Texas	FA-'17

Unofficial Depth Chart & Pronunciation Guide



Offense

WR	89 Doug Baldwin		16 Tyler Lockett	
LT	70 Rees Odhiambo		73 Matt Tobin	
LG	77 <u>Ethan Pocic</u>	OR	63 Mark Glowinski	64 <u>Jordan Roos</u>
				78 (Luke Joeckel)
C	68 Justin Britt		77 <u>Ethan Pocic</u>	
RG	75 Oday Aboushi		63 Mark Glowinski	77 <u>Ethan Pocic</u>
RT	76 Germain Ifedi		79 Isaiah Battle	
TE	88 Jimmy Graham		82 Luke Willson	81 Nick Vannett
WR	10 Paul Richardson		19 Tanner McEvoy	84 <u>Amara Darboh</u>
QB	3 Russell Wilson		6 Austin Davis	
FB	38 Tre Madden			
RB	34 Thomas Rawls	OR	27 Eddie Lacy	22 C.J. Proise
				21 J.D. McKissic

Defense

LDE	72 Michael Bennett		67 Branden Jackson	99 Quinton Jefferson
LDT	90 Jarran Reed		98 Garrison Smith	
RDT	91 Sheldon Richardson		92 <u>Nazair Jones</u>	
RDE	55 Frank Clark		97 Marcus Smith	93 Dwight Freeney
OLB	57 Michael Wilhoite		52 Terence Garvin	58 D.J. Alexander
MLB	54 Bobby Wagner		57 Michael Wilhoite	
OLB	50 K.J. Wright		52 Terence Garvin	
LCB	25 Richard Sherman		28 Justin Coleman	23 Neiko Thorpe
RCB	26 <u>Shaquill Griffin</u>		20 Jeremy Lane	
SS	31 Kam Chancellor		42 <u>Delano Hill</u>	33 <u>Tedric Thompson</u>
FS	29 Earl Thomas		30 Bradley McDougald	

Specialists

K	7 Blair Walsh			
P	9 Jon Ryan			
H	9 Jon Ryan		3 Russell Wilson	
PR	16 Tyler Lockett		21 J.D. McKissic	
KR	16 Tyler Lockett		10 Paul Richardson	21 J.D. McKissic
LS	69 Tyler Ott			

() injured; Underline Rookie or 1st Year

Pronunciation Guide

Oday Aboushi...	Luke Joeckel...	Ethan Pocic...
OH-day ah-BOO-shee	JOKE-ull	PO-sick
Amara Darboh...	Nazair Jones...	Jarran Reed...
uh-MAR-uh DAR-bo	nah-ZAIR	JAIR-in
Delano Hill...	Bradley McDougald...	Tedric Thompson...
duh-LAY-no	mick-DOO-gull	TEH-drick
Germain Ifedi...	Rees Odhiambo...	Nick Vannett...
jermaine ih-FEH-dee	reese oh-dee-AHM-bo	van-NET

1



GREEN BAY 17, SEATTLE SEAHAWKS 9 SUNDAY, SEPTEMBER 10, 2017 LAMBEAU FIELD



The Seattle Seahawks could not sustain drives, converting just three of 12 on third downs, possessing the ball for just 20:47 to the Green Bay Packers' 39:13 as the Seahawks lost to the Packers in Green Bay by a score of 17-9. The Seahawks led the first scoring drive of the game at the end of the first half, as Russell Wilson drove the team into field goal range and Blair Walsh connected on a 33-yard field goal to take the 3-0 halftime lead. On Seattle's first drive of the second half, Wilson was sacked by Mike Daniels and fumbled, which the Packers recovered on the Seahawks' 6-yard line. Ty Montgomery ran into the end zone for a 6-yard score on the following play, giving Green Bay the 7-3 lead. Seattle responded with a 71-yard drive and Walsh kicked a 21-yard field goal to bring the score to 7-6. Aaron Rodgers caught the Seahawks in a substitution and hit Jordy Nelson on a 32-yard touchdown pass to push the lead to 14-6. Seattle was forced to punt and the Packers added a Mason Crosby 40-yard field goal on the ensuing possession to go up 17-6. The Seahawks added a third Walsh field goal, this time from 41 yards, to bring the score to 17-9, but the Packers were able to run the clock out on their final possession, sealing the Green Bay victory.

Seattle	0	3	3	3	9
Green Bay	0	0	14	3	17

				Seattle	Green Bay
SEA	2	0:00	Walsh 33 FG (8-74, 0:55)	3	0
GB	3	10:33	Montgomery 6 run (Crosby kick) (1-6, 0:06)	3	7
SEA	3	4:20	Walsh 21 FG (11-71, 6:13)	6	7
GB	3	0:17	Nelson 32 pass Rodgers (Crosby kick) (9-75, 4:03)	6	14
GB	4	8:01	Crosby 40 FG (12-53, 5:37)	6	17
SEA	4	6:17	Walsh 41 FG (7-52, 1:44)	9	17
Att. 78,381					

STATISTICS

RUSHING

Seattle	Att	Yds	Avg	LG	TD	Green Bay	Att	Yds	Avg	LG	TD
R. Wilson	2	40	20.0	29	0	T. Montgomery	19	54	2.8	8	1
C. Carson	6	39	6.5	30	0	A. Rodgers	7	21	3.0	13	0
C. Prosisie	4	11	2.8	8	0	J. Williams	2	9	4.5	6	0
E. Lacy	5	3	0.6	6	0						
D. Baldwin	1	-3	-3.0	-3	0						
TOTAL	18	90	5.0	30	0	TOTAL	28	84	3.0	13	1

PASSING

Seattle	A	C	Yds	SK/YD	TD	LG	INT	RT	Green Bay	A	C	Yds	SK/YD	TD	LG	INT	RT
R. Wilson	27	14	158	3/23	0	34	0	69.7	A. Rodgers	42	28	311	4/25	1	32t	1	86.5
TOTAL	27	14	158	3/23	0	34	0	69.7	TOTAL	42	28	311	4/25	1	32t	1	86.5

RECEIVING

Seattle	No	Yds	Avg	LG	TD	Green Bay	No	Yds	Avg	LG	TD
D. Baldwin	4	63	15.8	34	0	R. Cobb	9	85	9.4	29	0
P. Richardson	4	59	14.8	28	0	J. Nelson	7	79	11.3	32t	1
J. Graham	3	8	2.7	6	0	T. Montgomery	4	39	9.8	20	0
C. Carson	1	10	10.0	10	0	D. Adams	3	47	15.7	21	0
N. Vannett	1	10	10.0	10	0	M. Bennett	3	43	14.3	26	0
T. Lockett	1	8	8.0	8	0	L. Kendricks	2	18	9.0	9	0
TOTAL	14	158	11.3	34	0	TOTAL	28	311	11.1	32t	1

TEAM STATISTICS

	Seattle	Green Bay
Total First Downs	12	26
Third Down Eff.	3-12-25%	9-16-56%
Total Net Yards	225	370
Total Off. Plays	48	74
Avg. per Play	4.7	5.0
Net Yards Rushing	90	84
Total Rushing Plays	18	28
Net Yards Passing	135	286
Times Sacked/Yards Lost	3/23	4/25
Pass Atts-Comps-Ints	27-14-0	42-28-1
Punts-No. and Avg.	6-45.8	5-43.8
Penalties-No. and Yards	8-50	8-70
Fumbles-No. and Lost	1-1	1-0
Touchdowns	0	2
Field Goals Made-Att	3-3	1-1
Time of Possession	20:47	39:13

DEFENSE

Seattle	T	S	A	QB	Yds.	Int.	Yds.	PD	FF	FR
E. Thomas	11	7	4	0.0	0.0	0	0	1	0	0
S. Griffin	10	10	0	0.0	0.0	0	0	1	0	0
K. Wright	9	7	2	0.0	0.0	0	0	0	0	0
B. Wagner	9	6	3	0.0	0.0	0	0	1	0	0
S. Richardson	4	4	0	0.0	0.0	0	0	0	0	0
Additional Stats: Sacks: M. Bennett 1.5, C. Avril, 1.0, T. Garvin 1.0, F. Clark 0.5. Int: N. Jones 1.										
Green Bay	T	S	A	QB	Yds.	Int.	Yds.	PD	FF	FR
Q. Rollins	8	4	4	0.0	0.0	0	0	1	0	0
M. Daniels	7	5	2	1.5	12.0	0	0	0	1	0
D. Randall	6	6	0	0.0	0.0	0	0	1	0	0
H. Clinton-Dix	4	4	0	0.0	0.0	0	0	1	0	0
M. Burnett	4	3	1	0.0	0.0	0	0	1	0	0
Additional Stats: Sacks: N. Perry 1.5, FR: K. Fackrell 1.										

2



SEATTLE SEAHAWKS 12, SAN FRANCISCO 49ERS 9 SUNDAY, SEPTEMBER 17, 2017 CENTURYLINK FIELD



The Seattle Seahawks needed a fourth quarter touchdown pass by Russell Wilson to Paul Richardson to give the Seahawks a 12-9 victory over the visiting San Francisco 49ers, advancing Seattle's record to 1-1. Seattle took a 6-0 lead after two first-quarter field goals by Blair Walsh, one of which was set up by a Bobby Wagner interception. The 49ers responded in the second quarter with two Robbie Gould field goals, tying the game at 6-6 at halftime. Carlos Hyde reeled off two long runs of 61 and 27 yards to help set up both field goals. San Francisco scored again in the fourth quarter on Gould's third field goal of the day, taking a 9-6 lead with 11:36 remaining. Seattle responded with a 10-play, 82-yard drive with Wilson evading the rush and hitting Richardson for a 9-yard TD, and a missed extra point gave Seattle the 12-9 lead with just over 7 minutes left in the game. Seattle's defense forced a three-and-out and Seattle's offense was able to run the clock out with Chris Carson, who rushed 20 times for 93 yards on the day.

San Francisco	0	6	0	3	9
Seattle	6	0	0	6	12

		San Francisco		Seattle	
SEA	1	8:38	Walsh 25 FG (16-68, 6:22)	0	3
SEA	1	0:49	Walsh 27 FG (10-27, 4:42)	0	6
SF	2	1:55	Gould 40 FG (6-67, 2:37)	3	6
SF	2	0:17	Gould 37 FG (7-49, 0:39)	6	6
SF	4	11:36	Gould 34 FG (10-54, 3:58)	9	6
SEA	4	7:06	Richardson 9 pass Wilson (kick failed, hru) (10-82, 4:30)	9	12
Att.		68,729			

STATISTICS

RUSHING

San Francisco						Seattle					
Att	Yds	Avg	LG	TD		Att	Yds	Avg	LG	TD	
C. Hyde	15	124	8.3	61	0	C. Carson	20	93	4.7	16	0
M. Breida	4	35	8.8	13	0	R. Wilson	12	34	2.8	11	0
						T. Rawls	5	4	0.8	7	0
TOTAL	19	159	8.4	61	0	TOTAL	37	131	3.5	16	0

PASSING

San Francisco									Seattle								
A	C	Yds	SK/YD	TD	LG	INT	RT		A	C	Yds	SK/YD	TD	LG	INT	RT	
B. Hoyer	27	15	99	2/10	0	14	1	48.2	R. Wilson	39	23	198	3/17	1	22	0	80.9
TOTAL	27	15	99	2/10	0	14	1	48.2	TOTAL	39	23	198	3/17	1	22	0	80.9

RECEIVING

San Francisco						Seattle					
No	Yds	Avg	LG	TD		No	Yds	Avg	LG	TD	
M. Goodwin	3	26	8.7	12	0	T. Lockett	6	64	10.7	22	0
P. Garcon	3	26	8.7	11	0	D. Baldwin	6	44	7.3	18	0
C. Hyde	3	19	6.3	8	0	L. Willson	3	25	8.3	19	0
G. Kittle	2	13	6.5	14	0	C. Prorise	3	22	7.3	9	0
T. Taylor	2	6	3.0	5	0	P. Richardson	2	19	9.5	10	1
G. Celek	1	6	6.0	6	0	A. Darboh	1	16	16.0	16	0
M. Breida	1	3	3.0	3	0	C. Carson	1	7	7.0	7	0
						J. Graham	1	1	1.0	1	0
TOTAL	15	99	6.6	14	0	TOTAL	23	198	8.6	22	1

TEAM STATISTICS

	San Francisco	Seattle
Total First Downs	11	21
Third Down Eff.	2-12-17%	8-19-42%
Total Net Yards	248	312
Total Off. Plays	48	79
Avg. per Play	5.2	3.9
Net Yards Rushing	159	131
Total Rushing Plays	19	37
Net Yards Passing	89	181
Times Sacked/Yards Lost	2/10	3/17
Pass Atts-Comps-Ints	27-15-1	39-23-0
Punts-No. and Avg.	7-43.9	7-44.1
Penalties-No. and Yards	6-66	9-71
Fumbles-No. and Lost	0-0	2-0
Touchdowns	0	1
Field Goals Made-Att	3-3	2-2
Time of Possession	23:02	36:58

DEFENSE

	T	S	A	QB	Yds.	Int.	Yds.	PD	FF	FR
N. Bowman	10	7	3	0.0	0.0	0	0	0	0	0
R. Armstrong	8	4	4	0.0	0.0	0	0	0	0	0
E. Reid	7	5	2	0.0	0.0	0	0	0	0	0
K. Williams	6	4	2	0.0	0.0	0	0	2	0	0
R. Robinson	5	5	0	0.0	0.0	0	0	0	0	0
J. Ward	5	3	2	0.0	0.0	0	0	1	0	0
J. Tartt	5	2	3	0.0	0.0	0	0	1	0	0

Additional Stats: Sacks: A. Armstead 1.0, T. Carradine 1.0, A. Lynch 1.0.

	T	S	A	QB	Yds.	Int.	Yds.	PD	FF	FR
K. Wright	8	5	3	0.0	0.0	0	0	1	0	0
B. Wagner	7	4	3	0.0	0.0	1	7	1	0	0
J. Lane	5	5	0	0.0	0.0	0	0	0	0	0
R. Sherman	5	4	1	0.0	0.0	0	0	0	0	1
J. Reed	4	1	3	0.0	0.0	0	0	0	0	0
K. Chancellor	4	0	4	0.0	0.0	0	0	0	0	0

Additional Stats: Sacks: M. Bennett 1.0, F. Clark 1.0.

3



TENNESSEE TITANS 33, SEATTLE SEAHAWKS 27

SUNDAY, SEPTEMBER 24, 2017

NISSAN STADIUM



The Seattle Seahawks got off to a slow start in Nashville, down 16 points heading into the fourth quarter and 433 yards on offense and 373 passing yards from Russell Wilson proved to be not enough, as the Seahawks lost to the Tennessee Titans, 33-27. The Seahawks punted on their first six possessions, while the Titans were able to take a 6-0 lead with two Ryan Succop field goals. On the Seahawks' final possession of the first half, they drove 86 yards and Wilson hit Doug Baldwin on a 4-yard TD to take a 7-6 lead. The Titans responded with a Succop field goal as time expired for a 9-7 halftime lead. Wilson hit Chris Carson on a 10-yard TD to re-take the lead, but the Titans reeled off touchdown drives on all three third quarter possessions as Marcus Mariota hit Rishard Matthews on a 55-yard TD, then Jonnu Smith on a 24-yard TD, and then DeMarco Murray ran 75 yards to give the Titans a 30-14 lead. Wilson connected with Luke Willson to cut the lead to 30-20, before the Titans added a fourth Succop field goal for a 33-20 lead with 10 minutes remaining. Wilson threw his fourth TD of the day to Paul Richardson with 1:50 remaining, but a failed onside kick returned the ball to Tennessee, which ran the clock out and sealed the 33-27 loss for the Seahawks.

		Seattle	0	7	7	13	27		
		Tennessee	0	9	21	3	33	Seattle	Tennessee
TEN	2	13:23	Succop 24 FG (11-61, 5:20)					0	3
TEN	2	5:51	Succop 37 FG (12-49, 6:30)					0	6
SEA	2	1:15	Baldwin 4 pass Wilson (Walsh kick) (5-86, 0:49)					7	6
TEN	2	0:00	Succop 47 FG (8-47, 1:15)					7	9
SEA	3	10:09	Carson 10 pass Wilson (Walsh kick) (9-75, 4:51)					14	9
TEN	3	7:34	Matthews 55 pass Mariota (Succop kick) (4-75, 2:35)					14	16
TEN	3	3:50	Smith 24 pass Mariota (Succop kick) (5-54, 2:40)					14	23
TEN	3	1:34	Murray 75 run (Succop kick) (1-75, 0:15)					14	30
SEA	4	13:59	Willson 27 pass Wilson (pass failed) (8-75, 2:35)					20	30
TEN	4	10:00	Succop 35 FG (8-58, 3:59)					20	33
SEA	4	1:50	Richardson 8 pass Wilson (Walsh kick) (12-72, 3:19)					27	33

Att. 69,127

STATISTICS

RUSHING

Seattle	Att	Yds	Avg	LG	TD	Tennessee	Att	Yds	Avg	LG	TD
C. Carson	11	34	3.1	7	0	D. Murray	14	115	8.2	75t	1
R. Wilson	7	26	3.7	11	0	D. Henry	13	54	4.2	25	0
C. Prorise	4	9	2.3	6	0	M. Mariota	7	27	3.9	10	0
						T. Taylor	1	-1	-1.0	-1	0
TOTAL	22	69	3.1	11	0	TOTAL	35	195	5.6	75t	1

PASSING

Seattle	A	C	Yds	SK/YD	TD	LG	INT	RT	Tennessee	A	C	Yds	SK/YD	TD	LG	INT	RT
R. Wilson	49	29	373	1/9	4	46	0	110.3	M. Mariota	32	20	225	0/0	2	55t	0	104.3
TOTAL	49	29	373	1/9	4	46	0	110.3	TOTAL	32	20	225	0/0	2	55t	0	104.3

RECEIVING

Seattle	No	Yds	Avg	LG	TD	Tennessee	No	Yds	Avg	LG	TD
D. Baldwin	10	105	10.5	36	1	R. Matthews	6	87	14.5	55t	1
J. Graham	7	72	10.3	26	0	E. Decker	4	49	12.3	17	0
C. Prorise	3	65	21.7	46	0	D. Walker	4	31	7.8	11	0
L. Willson	3	53	17.7	27t	1	T. Taylor	2	16	8.0	11	0
P. Richardson	2	30	15.0	22	1	J. Smith	1	24	24.0	24t	1
T. Lockett	2	30	15.0	16	0	D. Henry	1	10	10.0	10	0
C. Carson	2	18	9.0	10t	1	D. Murray	1	5	5.0	5	0
						P. Supernaw	1	3	3.0	3	0
TOTAL	29	373	12.9	46	4	TOTAL	20	225	11.3	55t	2

TEAM STATISTICS

	Seattle	Tennessee
Total First Downs	24	21
Third Down Eff.	4-14-29%	4-14-29%
Total Net Yards	433	420
Total Off. Plays	72	67
Avg. per Play	6.0	6.3
Net Yards Rushing	69	195
Total Rushing Plays	22	35
Net Yards Passing	364	225
Times Sacked/Yards Lost	1/9	0/0
Pass Atts-Comps-Ints	49-29-0	32-20-0
Punts-No. and Avg.	8-48.5	6-56.8
Penalties-No. and Yards	11-98	5-45
Fumbles-No. and Lost	3-0	0-0
Touchdowns	4	3
Field Goals Made-Att	0-0	4-4
Time of Possession	27:19	32:41

DEFENSE

Seattle	T	S	A	QB	Yds.	Int.	Yds.	PD	FF	FR
B. Wagner	11	8	3	0.0	0.0	0	0	0	0	0
K. Wright	8	5	3	0.0	0.0	0	0	0	0	0
K. Chancellor	7	7	0	0.0	0.0	0	0	0	0	0
S. Griffin	4	2	2	0.0	0.0	0	0	0	0	0
M. Bennett	3	3	0	0.0	0.0	0	0	0	0	0
Tennessee	T	S	A	QB	Yds.	Int.	Yds.	PD	FF	FR
W. Woodyard	10	8	2	0.0	0.0	0	0	0	0	0
L. Ryan	6	5	1	0.0	0.0	0	0	3	0	0
A. Williamson	6	4	2	0.0	0.0	0	0	0	0	0
K. Byard	6	2	4	0.0	0.0	0	0	1	0	0
J. Casey	5	4	1	0.0	0.0	0	0	0	0	0

Additional Stats: Sacks: E. Walden 1.0.

4



SEATTLE SEAHAWKS 46, INDIANAPOLIS 18 SUNDAY, OCTOBER 1, 2017 CENTURYLINK FIELD



Down 15-10 at the half, the Seattle Seahawks outscored the Indianapolis Colts 36-3 in the second half, and were helped by two defensive scores on their way to a 46-18 victory over the Colts at CenturyLink Field on Sunday Night Football. Seattle scored first with a 44-yd. field goal by Blair Walsh. Russell Wilson was sacked in the end zone for a safety, bringing the score to 3-2. Justin Coleman stepped in at cornerback after Jeremy Lane left the game with a groin injury and intercepted Jacoby Brissett, returning it 28 yards for the TD and the 10-2 Seattle lead. The Colts responded with a Robert Turbin 1-yard TD run, and Brissett hit Donte Moncrief for an 18-yard TD, giving the Colts the 15-10 lead at the half. On the Seahawks opening possession of the second half, Wilson scrambled for a TD from 23 yards out, and converted the two-point try to take the 18-15 lead. Adam Vinatieri tied the game with a 40-yard FG. But then the Seahawks took over as J.D. McKissic scored on a 30-yard run before Bobby Wagner recovered a fumble and returned it 21 yards for a TD, giving Seattle the 32-18 lead after three quarters. Wilson hit Luke Willson on a 6-yard TD in the fourth, then connected with McKissic on a 27-yard TD with 2:22 remaining, giving Seattle the 46-18 victory.

Indianapolis	2	13	3	0	18
Seattle	3	7	22	14	46

					Indianapolis	Seattle
SEA	1	8:59	Walsh 44 FG (7-38, 3:04)		0	3
IND	1	3:33	Wilson sacked in end zone by Hairston for a safety		2	3
SEA	2	12:25	Coleman 28 INT return (Walsh kick)		2	10
IND	2	5:25	Turbin 1 run (pass failed) (12-80, 7:00)		8	10
IND	2	0:25	Moncrief 18 pass Brissett (Vinatieri kick) (9-55, 3:09)		15	10
SEA	3	9:23	Wilson 23 run (Wilson-Baldwin pass) (9-84, 5:37)		15	18
IND	3	4:53	Vinatieri 40 FG (4-2, 0:56)		18	18
SEA	3	2:12	McKissic 30 run (Walsh kick) (6-75, 2:41)		18	25
SEA	3	1:59	Wagner 21 fumble return (Walsh kick)		18	32
SEA	4	11:16	Willson 6 pass Wilson (Walsh kick) (9-74, 4:46)		18	39
SEA	4	2:22	McKissic 27 pass Wilson (Walsh kick) (11-84, 6:56)		18	46
Att. 68,872						

STATISTICS RUSHING

Indianapolis	Att	Yds	Avg	LG	TD	Seattle	Att	Yds	Avg	LG	TD
F. Gore	12	46	3.8	14	0	E. Lacy	11	52	4.7	19	0
J. Brissett	3	33	11.0	25	0	C. Carson	12	42	3.5	11	0
M. Jones	4	11	2.8	5	0	R. Wilson	4	38	9.5	23t	1
R. Turbin	6	8	1.3	4	1	J. McKissic	4	38	9.5	30t	1
						T. Lockett	2	24	12.0	22	0
TOTAL	25	98	3.9	25	1	TOTAL	33	194	5.9	30	2

PASSING

Indianapolis	A	C	Yds	SK/YD	TD	LG	INT	RT	Seattle	A	C	Yds	SK/YD	TD	LG	INT	RT
J. Brissett	29	16	157	3/18	1	32	1	67.7	R. Wilson	26	21	295	3/12	2	41	2	107.5
TOTAL	29	16	157	3/18	1	32	1	67.7	TOTAL	26	21	295	3/12	2	41	2	107.5

RECEIVING

Indianapolis	No	Yds	Avg	LG	TD	Seattle	No	Yds	Avg	LG	TD
J. Doyle	5	27	5.4	7	0	T. Lockett	4	67	16.8	41	0
F. Gore	3	34	11.3	19	0	J. Graham	4	61	15.3	33	0
T. Hilton	3	30	10.0	13	0	P. Richardson	3	65	21.7	37	0
D. Moncrief	3	30	10.0	18t	1	D. Baldwin	3	35	11.7	27	0
B. Williams	1	32	32.0	32	0	C. Carson	3	24	8.0	9	0
K. Aiken	1	4	4.0	4	0	A. Darboh	2	10	5.0	5	0
						J. McKissic	1	27	27.0	27t	1
						L. Willson	1	6	6.0	6t	1
TOTAL	16	157	9.8	32	1	TOTAL	21	295	14.0	41	2

TEAM STATISTICS

	Indianapolis	Seattle
Total First Downs	16	22
Third Down Eff.	6-14-43%	10-15-67%
Total Net Yards	237	477
Total Off. Plays	57	62
Avg. per Play	4.2	7.7
Net Yards Rushing	98	194
Total Rushing Plays	25	33
Net Yards Passing	139	283
Times Sacked/Yards Lost	3/18	3/12
Pass Atts-Comps-Ints	29-16-1	26-21-2
Punts-No. and Avg.	6-41.7	1-35.0
Penalties-No. and Yards	5-31	6-45
Fumbles-No. and Lost	2-1	0-0
Touchdowns	2	6
Field Goals Made-Att	1-1	1-2
Time of Possession	27:48	32:12

DEFENSE

Indianapolis	T	S	A	QB	Yds.	Int.	Yds.	PD	FF	FR
J. Bostic	12	5	7	0.0	0.0	0	0	0	0	0
M. Farley	10	4	6	0.0	0.0	1	0	1	0	0
J. Sheard	7	5	2	1.0	3.0	0	0	0	0	0
A. Morrison	7	3	4	0.0	0.0	0	0	0	0	0
N. Hairston	6	3	3	1.0	6.0	0	0	0	0	0
Additional Stats: Sacks: J. Hankins 1.0. INT: M. Hooker 1.										
Seattle	T	S	A	QB	Yds.	Int.	Yds.	PD	FF	FR
E. Thomas	7	4	3	0.0	0.0	0	0	1	0	0
B. Wagner	6	4	2	0.5	7.0	0	0	0	0	1
K. Chancellor	5	4	1	0.0	0.0	0	0	0	0	0
S. Griffin	5	3	2	0.0	0.0	0	0	1	0	0
K. Wright	4	3	1	0.0	0.0	0	0	0	0	0
Additional Stats: Sacks: M. Smith 1.5, M. Bennett 0.5, N. Jones 0.5. INT: J. Coleman 1. FF: M. Smith 1.										

5



SEATTLE SEAHAWKS 16, L.A. RAMS 10 SUNDAY, OCTOBER 8, 2017 L.A. MEMORIAL COLISEUM



The Seattle Seahawks forced five turnovers and held the Los Angeles Rams scoreless through the final two and a half quarters in a 16-10 victory in Los Angeles. On the Rams' opening possession, Earl Thomas saved a touchdown by forcing a Todd Gurley fumble, knocking the ball out as he was stretching out for the goal line, as the ball went out of the end zone for a Seahawks touchback. The Rams later scored at the start of the second quarter, when Tavon Austin broke free for a 27-yard TD run. A Greg Zuerlein 35-yd. field goal on the Rams' next possession gave L.A. a 10-0 lead. Seattle scored with 1:55 remaining in the half when Russell Wilson connected with Jimmy Graham on a 4-yd. fade for a TD. After a quick Rams three-and-out, Seattle added a Blair Walsh field goal to even the score at the half at 10-10. A Zuerlein missed field goal led to a Walsh field goal for Seattle in the third quarter to take the 13-10 lead. Jared Goff was intercepted twice in the second half – first by Sheldon Richardson then by Earl Thomas – and a Frank Clark sack of Goff in the fourth quarter led to Walsh's third field goal of the game and a 16-0 lead for Seattle. On the Rams' final drive, the Seahawks defense held firm and forced a turnover on downs at the Seahawks' 20-yard line, securing the 16-0 victory.

	Seattle	0	10	3	3	16		
	L.A. Rams	0	10	0	0	10	Seattle	L.A. Rams
LAR	2	14:13	Austin 27 run (Zuerlein kick) (10-79, 3:57)				0	7
LAR	2	9:29	Zuerlein 35 FG (4-2, 0:56)				0	10
SEA	2	1:55	Graham 4 pass Wilson (Walsh kick) (15-75, 7:34)				7	10
SEA	2	0:00	Walsh 48 FG (9-46, 1:28)				10	10
SEA	3	5:41	Walsh 49 FG (9-43, 4:13)				13	10
SEA	4	1:09	Walsh 35 FG (4-3, 1:37)				16	10
Att. 60,745								

STATISTICS

RUSHING

Seattle	Att	Yds	Avg	LG	TD	L.A. Rams	Att	Yds	Avg	LG	TD
T. Rawls	8	20	2.5	7	0	T. Gurley	14	43	3.1	11	0
E. Lacy	9	19	2.1	6	0	T. Austin	6	27	4.5	27t	1
R. Wilson	5	16	3.2	9	0	J. Goff	1	22	22.0	22	0
T. Lockett	1	7	7.0	7	0	R. Woods	1	8	8.0	8	0
J. McKissic	2	0	0.0	3	0						
TOTAL	25	62	2.5	9	0	TOTAL	22	100	4.5	27t	1

PASSING

Seattle	A	C	Yds	SK/YD	TD	LG	INT	RT	L.A. Rams	A	C	Yds	SK/YD	TD	LG	INT	RT
R. Wilson	37	24	198	3/19	1	21	1	76.2	J. Goff	47	22	288	2/13	0	35	2	48.9
T. McEvoy	1	0	0	0/0	0	0	1	0.0									
TOTAL	38	24	198	3/19	1	21	2	63.3	TOTAL	47	22	288	2/13	0	35	2	48.9

RECEIVING

Seattle	No	Yds	Avg	LG	TD	L.A. Rams	No	Yds	Avg	LG	TD
J. Graham	6	37	6.2	9	1	R. Woods	5	66	13.2	20	0
D. Baldwin	4	37	9.3	15	0	T. Higbee	4	98	24.5	35	0
J. McKissic	3	36	12.0	21	0	C. Kupp	3	44	14.7	19	0
P. Richardson	3	35	11.7	14	0	T. Austin	3	14	4.7	9	0
T. Lockett	3	26	8.7	12	0	M. Brown	2	29	14.5	16	0
T. Rawls	2	15	7.5	14	0	P. Cooper	2	22	11.0	19	0
N. Vannett	2	3	1.5	3	0	T. Gurley	2	7	3.5	6	0
E. Lacy	1	9	9.0	9	0	G. Everett	1	8	8.0	8	0
TOTAL	24	198	8.3	21	1	TOTAL	22	288	13.1	35	0

TEAM STATISTICS

	Seattle	L.A. Rams
Total First Downs	15	21
Third Down Eff.	8-17-47%	8-15-53%
Total Net Yards	241	375
Total Off. Plays	66	71
Avg. per Play	3.7	5.3
Net Yards Rushing	62	100
Total Rushing Plays	25	22
Net Yards Passing	179	275
Times Sacked/Yards Lost	3/19	2/13
Pass Atts-Comps-Ints	38-24-2	47-22-2
Punts-No. and Avg.	6-39.5	3-45.3
Penalties-No. and Yards	7-40	5-45
Fumbles-No. and Lost	0-0	4-3
Touchdowns	1	1
Field Goals Made-Att	3-3	1-2
Time of Possession	31:16	28:44

DEFENSE

Seattle	T	S	A	QB	Yds.	Int.	Yds.	PD	FF	FR
B. Wagner	8	8	0	0.0	0.0	0	0	0	0	0
E. Thomas	7	6	1	0.0	0.0	1	19	1	1	0
S. Griffin	6	6	0	0.0	0.0	0	0	1	0	0
R. Sherman	6	6	0	0.0	0.0	0	0	0	0	0
M. Bennett	4	3	1	1.0	10.0	0	0	0	0	0
Additional Stats: Sacks: F. Clark 1.0. INT: S. Richardson 1. FF: F. Clark 1. FR: S. Richardson 1. N. Thorpe 1.										
L.A. Rams	T	S	A	QB	Yds.	Int.	Yds.	PD	FF	FR
M. Barron	15	12	3	0.0	0.0	0	0	0	0	0
N. Robey	6	5	1	0.0	0.0	0	0	0	0	0
Co. Davis	5	4	1	0.0	0.0	1	0	3	0	0
A. Donald	5	3	2	0.0	0.0	0	0	0	0	0
A. Ogletree	4	3	1	1.0	6.0	0	0	0	0	0
Additional Stats: Sacks: M. Longacre 1.0, R. Quinn 1.0. INT: J. Johnson 1.										

6



SEATTLE SEAHAWKS 24, NEW YORK GIANTS 7 SUNDAY, OCTOBER 22, 2017 METLIFE STADIUM



The Seattle Seahawks defense held the New York Giants to 177 total yards and the Seahawks offense put up 425 yards as the Seahawks won by a score of 24-7 at MetLife Stadium. After a Thomas Rawls fumble in the second quarter, the Giants drove 17 yards in two plays as Eli Manning hit Evan Engram on a 5-yard TD to take a 7-0 lead. The Seahawks scored on a Blair Walsh field goal near the end of the first half to go into halftime down 7-3. In the third quarter, Russell Wilson found Doug Baldwin for a 22-yard TD to take a 10-7 lead. The Giants nearly tied the game but

Aldrick Rosas missed a 47-yard FG attempt. Wilson connected with Paul Richardson on a jump ball in the end zone for a 38-yard TD. Late in the fourth quarter, Wilson hit Jimmy Graham on a 1-yard TD, advancing Seattle's lead to 24-7 with 2:14 remaining. Seattle's defense prevented any further points from the Giants, securing the 24-7 victory.

Seattle	0	3	7	14	24
N.Y. Giants	0	7	0	0	7

					Seattle	N.Y. Giants
NYG	2	11:51	Engram 5 pass Manning (Rosas kick) (2-17, 0:42)		0	7
SEA	2	0:42	Walsh 39 FG (8-49, 1:57)		3	7
SEA	3	7:30	Baldwin 22 pass Wilson (Walsh kick) (4-59, 1:17)		10	7
SEA	4	9:34	Richardson 38 pass Wilson (Walsh kick) (1-38, 0:15)		17	7
SEA	4	2:14	Graham 1 pass Wilson (Walsh kick) (12-50, 5:56)		24	7
Att. 78,527						

STATISTICS

RUSHING

Seattle	Att	Yds	Avg	LG	TD	N.Y. Giants	Att	Yds	Avg	LG	TD
T. Rawls	11	36	3.3	9	0	O. Darkwa	9	35	3.9	7	0
E. Lacy	11	34	3.1	12	0	W. Gallman	5	15	3.0	9	0
T. Lockett	3	15	5.0	6	0	S. Vereen	2	4	2.0	6	0
J. McKissic	3	10	3.3	10	0	T. King	1	-8	-8.0	-8	0
R. Wilson	2	10	5.0	7	0						
A. Davis	1	-1	-1.0	-1	0						
TOTAL	31	104	3.4	12	0	TOTAL	17	46	2.7	9	0

PASSING

Seattle	A	C	Yds	SK/YD	TD	LG	INT	RT	N.Y. Giants	A	C	Yds	SK/YD	TD	LG	INT	RT
R. Wilson	39	27	334	1/13	3	38t	0	121.1	E. Manning	39	19	134	1/3	1	25	0	65.5
TOTAL	39	27	334	1/13	3	38t	0	121.1	TOTAL	39	19	134	1/3	1	25	0	65.5

RECEIVING

Seattle	No	Yds	Avg	LG	TD	N.Y. Giants	No	Yds	Avg	LG	TD
D. Baldwin	9	92	10.2	32	1	E. Engram	6	60	10.0	25	1
T. Lockett	4	29	7.3	14	0	T. Rudolph	3	32	10.7	15	0
J. Graham	3	51	17.0	29	1	O. Darkwa	3	13	4.3	6	0
P. Richardson	2	61	30.5	38t	1	S. Vereen	3	2	0.7	4	0
A. Darboh	2	29	14.5	16	0	W. Gallman	2	14	7.0	10	0
J. McKissic	2	23	11.5	16	0	R. Lewis	1	12	12.0	12	0
T. Rawls	1	16	16.0	16	0	T. King	1	1	1.0	1	0
L. Willson	1	13	13.0	13	0						
N. Vannett	1	12	12.0	12	0						
E. Lacy	1	9	9.0	9	0						
T. Madden	1	-1	-1.0	-1	0						
TOTAL	27	334	12.4	38t	3	TOTAL	19	134	7.1	25	1

TEAM STATISTICS

	Seattle	N.Y. Giants
Total First Downs	26	14
Third Down Eff.	6-13-46%	2-12-17%
Total Net Yards	425	177
Total Off. Plays	71	57
Avg. per Play	6.0	3.1
Net Yards Rushing	104	46
Total Rushing Plays	31	17
Net Yards Passing	321	131
Times Sacked/Yards Lost	1/13	1/3
Pass Atts-Comps-Ints	39-27-0	39-19-0
Punts-No. and Avg.	5-38.0	7-43.4
Penalties-No. and Yards	15-110	7-28
Fumbles-No. and Lost	1-1	1-1
Touchdowns	3	1
Field Goals Made-Att	1-1	0-1
Time of Possession	35:26	24:34

DEFENSE

Seattle	T	S	A	QB	Yds.	Int.	Yds.	PD	FF	FR
K. Wright	11	6	5	0.0	0.0	0	0	0	0	0
B. Wagner	8	6	2	0.0	0.0	0	0	1	0	0
J. Reed	7	7	0	1.0	3.0	0	0	0	1	0
K. Chancellor	6	3	3	0.0	0.0	0	0	0	0	0
J. Coleman	4	4	0	0.0	0.0	0	0	1	0	0
Additional Stats: FR: F. Clark 1.										

N.Y. Giants	T	S	A	QB	Yds.	Int.	Yds.	PD	FF	FR
K. Robinson	9	6	3	0.0	0.0	0	0	0	0	0
D. Harrison	7	6	1	0.0	0.0	0	0	0	0	0
E. Apple	6	5	1	0.0	0.0	0	0	2	0	0
D. Kennard	5	4	1	0.0	0.0	0	0	0	0	0
L. Collins	5	4	1	0.0	0.0	0	0	0	0	1
Additional Stats: Sacks: N. Berhe 1.0. FF: A. Moss 1.										

The Last Time

OVERTIME GAME

Seattle 6, at Arizona 6 10/23/16

OVERTIME WIN

BY SEAHAWKS: Seattle 26, vs. Denver 20 9/21/14

BY OPPONENTS: at Cincinnati 27, Seattle 24 10/11/15

OVERTIME TIE:

Seattle 6, at Arizona 6 10/23/16

500 TOTAL YARDS

BY SEAHAWKS: 534, vs. Carolina 12/4/16

BY OPPONENTS: 509, vs. Houston 10/29/17

400 TOTAL YARDS

BY SEAHAWKS: 479, vs. Houston 10/29/17

BY OPPONENTS: 509, vs. Houston 10/29/17

300 YARDS RUSHING (TEAM)

BY SEAHAWKS: 350, vs. New York Giants 11/9/14

BY OPPONENTS: 356, vs. LA Raiders 11/30/87

200 YARDS RUSHING (TEAM)

BY SEAHAWKS: 240, vs. Carolina 12/4/16

BY OPPONENTS: 205, vs. Tampa Bay 11/3/13

400 NET YARDS PASSING (TEAM)

BY SEAHAWKS: 446, vs. Houston 10/29/17

BY OPPONENTS: 480, vs. Pittsburgh 11/29/15

300 NET YARDS PASSING (TEAM)

BY SEAHAWKS: 446, vs. Houston 10/29/17

BY OPPONENTS: 367, vs. Houston 10/29/17

50 OR MORE POINTS SCORED

BY SEAHAWKS: 50, at Buffalo (in Toronto) 12/16/12

BY OPPONENTS: 51, at Dallas 11/27/80

40 OR MORE POINTS SCORED

BY SEAHAWKS: 41, vs. Houston 10/29/17

BY OPPONENTS: 40, at San Francisco 12/12/10

30 OR MORE POINTS SCORED

BY SEAHAWKS: 41, vs. Houston 10/29/17

BY OPPONENTS: 38, vs. Houston 10/29/17

SHUTOUT

BY SEAHAWKS: 26-0, vs. Chicago 9/27/15

BY OPPONENTS: 24-0, at Pittsburgh 9/18/11

TWO 100-YARD RUSHERS IN SAME GAME

BY SEAHAWKS: vs. New York Giants 11/9/14

M. Lynch 21-140, R. Wilson 14-107

BY OPPONENTS: at Philadelphia 12/12/76

Tom Sullivan 121, Mike Hogan 104

TWO 100-YARD RECEIVERS IN SAME GAME

BY SEAHAWKS: vs. Houston 10/29/17

T. Lockett 6-121, P. Richardson 6-105

BY OPPONENTS: vs. Houston 10/29/17

D. Hopkins 8-224, W. Fuller 5-125

200 YARDS RUSHING

BY SEAHAWKS: 209, T. Rawls vs. San Francisco 11/22/15

BY OPPONENTS: 207, F. Gore at San Francisco 9/20/09

100 YARDS RUSHING

BY SEAHAWKS: 106, T. Rawls vs. Carolina 12/4/16

BY OPPONENTS: 115, D. Murray at Tennessee 9/24/17

30+ CARRIES

BY SEAHAWKS: 30, T. Rawls vs. San Francisco 11/22/15

BY OPPONENTS: 33, D. Johnson at Arizona 10/23/16

400 YARDS PASSING

BY SEAHAWKS: 452, R. Wilson vs. Houston 10/29/17

BY OPPONENTS: 402, D. Watson vs. Houston 10/29/17

300 YARDS PASSING

BY SEAHAWKS: 452, R. Wilson vs. Houston 10/29/17

BY OPPONENTS: 402, D. Watson vs. Houston 10/29/17

200 YARDS RECEIVING

BY SEAHAWKS: 261, S. Largent at Detroit 10/18/87

BY OPPONENTS: 224, D. Hopkins vs. Houston 10/29/17

100 YARDS RECEIVING

BY SEAHAWKS: Lockett (121) & Richardson (105) vs. Hou 10/29/17

BY OPPONENTS: Hopkins (224) & Fuller (125) vs. Hou 10/29/17

10 RECEPTIONS

BY SEAHAWKS: 10-105, D. Baldwin at Tennessee 9/24/17

BY OPPONENTS: 10-162, R. Woods vs. Buffalo 11/7/16

100 YD RUSHER, 300 YD PASSER, 100 YD RECEIVER

BY SEAHAWKS: at Arizona 12/21/14

339 (pass) R. Wilson, 113 (rush) M. Lynch,

113 (rec) D. Baldwin, 139 (rec) L. Willson

BY OPPONENTS: at Houston 9/29/13

355 (pass) M. Schaub, 27-102 (rush) A. Foster,

9-110 (rec) A. Johnson

100 YD RUSHER, 100 YD RECEIVER

BY SEAHAWKS: vs. San Francisco 9/25/16

20-106 (rush) Michael, 8-164 (rec) Baldwin, 6-100 (rec) Graham

BY OPPONENTS: at Houston 9/29/13

27-102 (rush) A. Foster, 9-110 (rec) A. Johnson

TWO 100 YD RECEIVERS, 300 YD PASSER

BY SEAHAWKS: vs. Houston 10/29/17

6-121 T. Lockett, 6-105 P. Richardson, 452 R. Wilson

BY OPPONENTS: vs. Houston 10/29/17

224 D. Hopkins, 125 W. Fuller, 402 D. Watson

100 YD RUSHER, 300 YD PASSER, TWO 100 YD RECEIVERS

BY SEAHAWKS: at Arizona 12/21/14

113 (rush) M. Lynch, 339 (pass) R. Wilson

139 (rec) L. Willson, 113 (rec) D. Baldwin

BY OPPONENTS: at Kansas City 10/29/06

312 (pass) D. Huard, 39-155 (rush) L. Johnson,

6-132 (rec) E. Kennison, 6-116 (rec) T. Gonzalez

FOUR TOUCHDOWNS RUSHING

BY SEAHAWKS: M. Lynch vs. New York Giants 11/9/14

BY OPPONENTS: J. Lewis at Cleveland 11/4/07

THREE TOUCHDOWNS RUSHING

BY SEAHAWKS: M. Lynch (4) vs. New York Giants 11/9/14

BY OPPONENTS: D. Johnson vs. Arizona 12/24/16

TWO TOUCHDOWNS RUSHING

BY SEAHAWKS: T. Rawls vs. Carolina 12/4/16

BY OPPONENTS: S. Draughn at San Francisco 1/1/17

FIVE TOUCHDOWN PASSES

BY SEAHAWKS: R. Wilson at Baltimore 12/13/15

BY OPPONENTS: J. Freeman at Tampa Bay 12/26/10

FOUR TOUCHDOWN PASSES

BY SEAHAWKS: R. Wilson vs. Houston 10/29/17

BY OPPONENTS: D. Watson vs. Houston 10/29/17

THREE TOUCHDOWN PASSES

BY SEAHAWKS: R. Wilson (4) vs. Houston 10/29/17

BY OPPONENTS: D. Watson (4) vs. Houston 10/29/17

FOUR TOUCHDOWN RECEPTIONS

BY SEAHAWKS: Daryl Turner at San Diego 9/15/85

BY OPPONENTS: M. Robinson at Baltimore 11/23/03

The Last Time Continued...

THREE TOUCHDOWN RECEPTIONS

BY SEAHAWKS: D. Baldwin at New England 11/13/16
 BY OPPONENTS: A. Gates at San Diego 9/14/14

TWO TOUCHDOWN RECEPTIONS

BY SEAHAWKS: **Richardson & Graham vs. Hou 10/29/17**
 BY OPPONENTS: **W. Fuller vs. Houston 10/29/17**

PLAYER LED IN BOTH RUSHING AND RECEIVING YDS

BY SEAHAWKS: C. Proise at New England 11/13/16
 66 (rushing), 87 (receiving)
 BY OPPONENTS: **F. Gore vs. Indianapolis 10/1/17**
46 (rushing), 34 (receiving)

FIVE FIELD GOALS

BY SEAHAWKS: S. Hauschka vs. Baltimore 11/13/11
 BY OPPONENTS: J. Carney vs. San Diego 9/21/97

FOUR FIELD GOALS

BY SEAHAWKS: S. Hauschka at San Francisco 1/1/17
 BY OPPONENTS: **R. Succup at Tennessee 9/24/17**

THREE FIELD GOALS

BY SEAHAWKS: **B. Walsh at L.A. Rams 10/8/17**
 BY OPPONENTS: **R. Succup (4) at Tennessee 9/24/17**

TWO 50-YARD FIELD GOALS

BY SEAHAWKS: S. Hauschka at Arizona (52 & 52) 1/3/16
 BY OPPONENTS: G. Zuerlein at StL (58 & 60) 9/30/12

SAFETY

BY SEAHAWKS: Holding pen. in end zone, at TB 11/27/16
 BY OPPONENTS: **N. Hairston sack in end zone, vs. Ind. 10/1/17**

KICKOFF RETURN TOUCHDOWN

BY SEAHAWKS: T. Lockett vs. Chicago, 105 yds. 9/27/15
 BY OPPONENTS: C. Patterson at Minn., 101 yds. 12/6/15

PUNT RETURN TOUCHDOWN

BY SEAHAWKS: T. Lockett at St. Louis, 57 yds. 9/13/15
 BY OPPONENTS: T. Austin at St. Louis, 75 yds. 9/13/15

INTERCEPTION RETURN TOUCHDOWN

BY SEAHAWKS: **E. Thomas vs. Houston, 78 yds 10/29/17**
 BY OPPONENTS: C. Munnerlyn at Car, 33 yards 10/7/12

FUMBLE RETURN TOUCHDOWN

BY SEAHAWKS: **B. Wagner vs. Indianapolis, 21 yds. 10/1/17**
 BY OPPONENTS: A. Ayers vs. St. Louis, 45 yards 12/27/15

BLOCKED PUNT RETURN TOUCHDOWN

BY SEAHAWKS: M. Morgan vs. Dallas, 25 yards 10/12/14
 BY OPPONENTS: B. Butler vs. Oakland, 0 yds. 11/2/14

BLOCKED FIELD GOAL RETURN TOUCHDOWN

BY SEAHAWKS: R. Sherman vs. SF, 90 yards 12/23/12
 BY OPPONENTS: D. Howell at IND, 61 yds. 10/6/13

FOUR INTERCEPTIONS

BY SEAHAWKS: None
 BY OPPONENTS: Deron Cherry vs. Kansas City 9/29/85

THREE INTERCEPTIONS

BY SEAHAWKS: M. Trufant vs. Arizona 12/9/07
 BY OPPONENTS: Deron Cherry (4) vs. Kansas City 9/29/85

TWO INTERCEPTIONS

BY SEAHAWKS: **R. Sherman vs. Houston 10/29/17**
 BY OPPONENTS: D. Randall at Green Bay 12/11/16

FOUR SACKS

BY SEAHAWKS: C. Clemons vs. Green Bay 9/24/12
 BY OPPONENTS: L. O'Neal vs. San Diego 10/22/95

THREE SACKS

BY SEAHAWKS: M. Bennett (3.5) at San Francisco 10/22/15
 BY OPPONENTS: W. Hayes vs. St. Louis 12/27/15

10+ PUNTS

BY SEAHAWKS: 10, J. Ryan at Chicago 10/17/10
 BY OPPONENTS: 10, P. O'Donnell vs. Chicago 9/27/15

PUNT BLOCKED

BY SEAHAWKS: T. McEvoy at Arizona 10/23/16
 BY OPPONENTS: J. Hughes vs. Buffalo 11/7/16

FIELD GOAL BLOCKED

BY SEAHAWKS: B. Wagner at Arizona 10/23/16
 BY OPPONENTS: R. Gunter vs. Arizona 12/24/16

PAT BLOCKED

BY SEAHAWKS: R. Bryant vs. Washington 11/27/11
 BY OPPONENTS: C. Jones at San Francisco 1/1/17

PAT MISSED

BY SEAHAWKS: **B. Walsh vs. San Francisco 9/17/17**
 BY OPPONENTS: C. Catanzaro at Arizona 1/3/16

FAKE PAT KICK

BY SEAHAWKS: Feagles vs. Oakland, no good 12/16/00
 BY OPPONENTS: None

FAKE PUNT

BY SEAHAWKS: vs. Los Angeles, successful 12/15/16
 BY OPPONENTS: vs. Los Angeles, unsuccessful 12/15/16

FAKE FIELD GOAL

BY SEAHAWKS: at Washington, successful 10/6/14
 BY OPPONENTS: vs. Pittsburgh, unsuccessful 11/29/15

ON-SIDE KICK

BY SEAHAWKS: **at Tennessee, unsuccessful 9/24/17**
 BY OPPONENTS: vs. Philadelphia, unsuccessful 11/20/16

TWO POINT CONVERSION

BY SEAHAWKS: **vs. Indianapolis, successful 10/1/17**
 BY OPPONENTS: **vs. Indianapolis, unsuccessful 10/1/17**

Drive Chart

Seahawks Drives Ended By...

Date	Teams	Drives	3/Out	TD	FG	FGA	Pnt	Dwn	Trn	Saf	Clk	Points	Pts/Drv	Eff
9/10	Seattle	10	5	0	3	3	6	0	1	0	0	9	0.9	0.300
	at Green Bay	10	1	2	1	1	5	0	1	0	1	17	1.7	0.300
9/17	Seattle	12	5	1	2	2	7	0	0	0	2	12	1.0	0.250
	San Francisco	11	4	0	3	3	7	1	1	0	0	9	0.8	0.273
9/24	Seattle	13	6	4	0	0	8	1	0	0	0	27	2.1	0.308
	at Tennessee	14	6	3	4	4	6	0	0	0	1	33	2.4	0.500
10/1	Seattle	10	1	4	1	2	1	0	2	1	0	32	3.2	0.500
	Indianapolis	12	6	2	1	1	6	0	2	0	1	16	1.3	0.250
10/8	Seattle	13	7	1	3	3	6	0	2	0	1	16	1.2	0.308
	at L.A. Rams	11	4	1	1	2	3	1	4	0	0	10	0.9	0.182
10/22	Seattle	12	3	3	1	1	5	1	1	0	1	24	2.0	0.333
	at N.Y. Giants	12	5	1	0	1	7	1	1	0	1	7	0.6	0.083
10/29	Seattle	14	4	4	2	2	5	0	1	0	2	34	2.4	0.429
	Houston	15	4	5	1	1	5	0	3	0	0	38	2.5	0.400
11/5	Seattle													
	Washington													
11/9	Seattle													
	at Arizona													
11/20	Seattle													
	Atlanta													
11/26	Seattle													
	at San Francisco													
12/3	Seattle													
	Philadelphia													
12/10	Seattle													
	at Jacksonville													
12/17	Seattle													
	L.A. Rams													
12/24	Seattle													
	at Dallas													
12/31	Seattle													
	Arizona													
Totals	Seahawks	84	31	17	12	13	38	2	7	1	6	154	1.8	0.345
	Opponents	85	30	14	11	13	39	3	12	0	4	130	1.5	0.294

Drive Breakdown

Seahawks Longest Drives

Most Plays

Date	Opponent	# of Plays	Net Yards	Time	Result
10/22/17	at N.Y. Giants	16	89	8:43	Downs
09/17/17	vs. San Francisco	16	68	6:22	Field Goal
10/08/17	at L.A. Rams	15	75	7:34	Touchdown
09/24/17	at Tennessee	12	72	3:19	Touchdown
10/22/17	at N.Y. Giants	12	50	5:56	Touchdown

Most Net Yards

Date	Opponent	Net Yards	# of Plays	Time	Result
10/22/17	at N.Y. Giants	89	16	8:43	Downs
09/24/17	at Tennessee	86	5	0:49	Touchdown
10/01/17	vs. Indianapolis	84	11	6:56	Touchdown
10/01/17	vs. Indianapolis	84	9	5:37	Touchdown
09/17/17	vs. San Francisco	82	10	4:30	Touchdown

Longest Time of Possession

Date	Opponent	Time	Net Yards	# of Plays	Result
10/22/17	at N.Y. Giants	8:43	89	16	Downs
10/08/17	at L.A. Rams	7:34	75	15	Touchdown
10/01/17	vs. Indianapolis	6:56	84	11	Touchdown
10/22/17	at N.Y. Giants	6:50	33	11	Punt
09/17/17	vs. San Francisco	6:22	68	16	Field Goal

Opponents Longest Drives

Most Plays

Date	Team	# of Plays	Net Yards	Time	Result
10/08/17	at L.A. Rams	13	50	5:06	Missed FG
10/01/17	vs. Indianapolis	12	80	7:00	Touchdown
09/10/17	at Green Bay	12	53	5:37	Field Goal
09/24/17	at Tennessee	12	49	6:30	Field Goal
09/10/17	at Green Bay	12	48	6:17	End of Game

Most Net Yards

Date	Team	Net Yards	# of Plays	Time	Result
10/29/17	vs. Houston	84	11	5:06	Touchdown
10/29/17	vs. Houston	82	8	4:00	Touchdown
10/01/17	vs. Indianapolis	80	12	7:00	Touchdown
10/08/17	at L.A. Rams	79	10	3:57	Touchdown
09/10/17	at Green Bay	75	9	4:03	Touchdown

Longest Time of Possession

Date	Team	Time	Net Yards	# of Plays	Result
10/01/17	vs. Indianapolis	7:00	80	12	Touchdown
09/24/17	at Tennessee	6:30	49	12	Field Goal
09/10/17	at Green Bay	6:19	32	11	Punt
09/10/17	at Green Bay	6:17	48	12	End of Game
09/10/17	at Green Bay	5:37	53	12	Field Goal

Inside 20

Date	Teams	Scores/ Trips	TD	FG/ Att	Points	Int	Fum	Downs	Clock
9/10	Seattle	2 / 2	0	2 / 2	6	0	0	0	0
	at Green Bay	1 / 1	1	0 / 0	7	0	0	0	0
9/17	Seattle	3 / 3	1	2 / 2	12	0	0	0	0
	San Francisco	3 / 3	0	3 / 3	9	0	0	0	0
9/24	Seattle	3 / 4	3	0 / 0	20	0	0	1	0
	at Tennessee	3 / 3	0	3 / 3	9	0	0	0	0
10/1	Seattle	1 / 2	1	0 / 1	7	0	0	0	0
	Indianapolis	2 / 2	2	0 / 0	13	0	0	0	0
10/8	Seattle	2 / 3	1	1 / 1	10	1	0	0	0
	at L.A. Rams	1 / 4	0	1 / 2	3	1	1	0	0
10/22	Seattle	2 / 3	2	0 / 0	14	0	0	1	0
	at N.Y. Giants	1 / 1	1	0 / 0	7	0	0	0	0
10/29	Seattle	5 / 5	3	2 / 2	27	0	0	0	0
	Houston	3 / 3	2	1 / 1	17	0	0	0	0
11/5	Seattle								
	Washington								
11/9	Seattle								
	at Arizona								
11/20	Seattle								
	Atlanta								
11/26	Seattle								
	at San Francisco								
12/3	Seattle								
	Philadelphia								
12/10	Seattle								
	at Jacksonville								
12/17	Seattle								
	L.A. Rams								
12/24	Seattle								
	at Dallas								
12/31	Seattle								
	Arizona								
Totals	Seahawks	18 / 22	11	7 / 8	96	1	0	2	0
	Opponents	14 / 17	6	8 / 9	65	1	1	0	0

Third Down Efficiency

Yards to go...

Date	Teams	1	2	3	4	5	6	7	8	9	10+	Total	Pct.
9/10	Seattle	1 / 1	0 / 1	2 / 4	0 / 0	0 / 0	0 / 1	0 / 0	0 / 0	0 / 0	0 / 5	3 / 12	25%
	at Green Bay	0 / 0	2 / 2	0 / 0	3 / 3	1 / 1	0 / 0	0 / 4	0 / 0	0 / 0	3 / 6	9 / 16	56%
9/17	Seattle	1 / 1	2 / 2	0 / 1	0 / 0	0 / 0	2 / 3	1 / 3	1 / 3	0 / 2	1 / 4	8 / 19	42%
	San Francisco	0 / 2	1 / 1	0 / 0	0 / 0	0 / 0	0 / 3	0 / 0	0 / 1	0 / 1	1 / 4	2 / 12	17%
9/24	Seattle	0 / 1	1 / 1	1 / 1	2 / 2	0 / 0	0 / 1	0 / 1	0 / 0	0 / 1	0 / 6	4 / 14	29%
	at Tennessee	0 / 0	1 / 2	1 / 2	0 / 2	1 / 2	0 / 0	0 / 1	0 / 0	0 / 0	1 / 5	4 / 14	29%
10/1	Seattle	1 / 2	3 / 3	1 / 1	1 / 2	0 / 1	0 / 0	0 / 1	2 / 2	1 / 1	1 / 2	10 / 15	67%
	Indianapolis	2 / 2	1 / 2	0 / 2	0 / 1	0 / 0	2 / 2	0 / 0	0 / 2	0 / 1	1 / 3	6 / 14	43%
10/8	Seattle	1 / 1	2 / 3	0 / 1	3 / 3	0 / 0	0 / 1	1 / 3	0 / 0	0 / 0	1 / 5	8 / 17	47%
	at L.A. Rams	0 / 1	1 / 1	0 / 0	2 / 2	0 / 0	0 / 0	0 / 0	2 / 3	0 / 1	3 / 7	8 / 15	53%
10/22	Seattle	0 / 0	0 / 1	0 / 0	3 / 3	1 / 1	1 / 2	0 / 2	1 / 1	0 / 0	0 / 3	6 / 13	46%
	at N.Y. Giants	0 / 1	0 / 1	0 / 0	0 / 1	1 / 2	0 / 1	0 / 0	1 / 2	0 / 0	0 / 4	2 / 12	17%
10/29	Seattle	1 / 2	1 / 1	2 / 3	0 / 0	0 / 0	0 / 1	0 / 1	1 / 1	0 / 0	0 / 3	5 / 12	42%
	Houston	0 / 0	0 / 0	0 / 0	0 / 1	0 / 1	1 / 3	0 / 1	0 / 0	0 / 0	1 / 4	2 / 10	20%
11/5	Seattle												
	Washington												
11/9	Seattle												
	at Arizona												
11/20	Seattle												
	Atlanta												
11/26	Seattle												
	at San Francisco												
12/3	Seattle												
	Philadelphia												
12/10	Seattle												
	at Jacksonville												
12/17	Seattle												
	L.A. Rams												
12/24	Seattle												
	at Dallas												
12/31	Seattle												
	Arizona												
Totals	Seahawks	5 / 8	9 / 12	6 / 11	9 / 10	1 / 2	3 / 9	2 / 11	5 / 7	1 / 4	3 / 28	44 / 102	43%
	Opponents	2 / 6	6 / 9	1 / 4	5 / 10	3 / 6	3 / 9	0 / 6	3 / 8	0 / 3	10 / 33	33 / 93	35%

Passer Ratings

Date	Teams	Attempts	Completions	Pct.	Yards	TD	INT	Rating
9/10	Seattle	27	14	52%	158	0	0	69.7
	at Green Bay	42	28	67%	311	1	1	86.5
9/17	Seattle	39	23	59%	198	1	0	80.9
	San Francisco	27	15	56%	99	0	1	48.2
9/24	Seattle	49	29	59%	373	4	0	110.3
	at Tennessee	32	20	63%	225	2	0	104.3
10/1	Seattle	26	21	81%	295	2	2	107.3
	Indianapolis	29	16	55%	157	1	1	67.7
10/8	Seattle	38	24	63%	198	1	2	63.3
	at L.A. Rams	47	22	47%	288	0	2	48.9
10/22	Seattle	39	27	69%	334	3	0	121.1
	at N.Y. Giants	39	19	49%	134	1	0	65.5
10/29	Seattle	41	26	63%	452	4	1	123.2
	Houston	30	19	63%	402	4	3	106.9
11/5	Seattle							
	Washington							
11/9	Seattle							
	at Arizona							
11/20	Seattle							
	Atlanta							
11/26	Seattle							
	at San Francisco							
12/3	Seattle							
	Philadelphia							
12/10	Seattle							
	at Jacksonville							
12/17	Seattle							
	L.A. Rams							
12/24	Seattle							
	at Dallas							
12/31	Seattle							
	Arizona							
Totals	Seahawks	259	164	63%	2008	15	5	98.4
	Opponents	246	139	57%	1616	9	8	75.2

Superlatives

Overall	5-2	When Leading at Halftime	0-1
Home	3-0	When Trailing at Halftime	2-1
Road	2-2	When Leading After 3 Quarters	4-0
		When Trailing After 3 Quarters	0-2
By Month		When Tied After 3 Quarters	0-2
September	1-2		
October	4-0	When Scoring...	
November	0-0	First	2-1
December	0-0	Less than 20	2-1
January	0-0	20+	3-1
Turf		When Outrushing Opponents	2-1
Artificial	4-0		
Natural	1-2	When + in Time of Possession	4-0
		When - in Time of Possession	1-2
Indoors	0-0	When = in Time of Possession	0-0
Vs. AFC	2-1	When + in Takeaway/Giveaway	3-0
North	0-0	When - in Takeaway/Giveaway	0-0
West	0-0	When = in Takeaway/Giveaway	2-2
East	0-0		
South	2-1	With a 100-Yard Rusher	0-0
		With a 100-Yard Receiver	1-1
Vs. NFC	3-1	With a 300-Yard Passer	2-1
North	0-1		
West	2-0	Versus a 100-Yard Rusher	1-1
East	1-0	Versus a 100-Yard Receiver	1-0
South	0-0	Versus a 300-Yard Passer	1-1

Weekly Team Rankings

NFL

NFC

Week	OFFENSE			DEFENSE			Week	OFFENSE			DEFENSE		
	Total	Rush	Pass	Total	Rush	Pass		Total	Rush	Pass	Total	Rush	Pass
1	25T	14	27	23	16	25	1	14	5	15	12	10	12
2	26	13	29	15	23	10	2	14	3	15	8	12	5
3	15	18T	17	23	30	8	3	10	9T	11	14	15	4
4	10	11	13	14	27	4	4	8	4	10	8	14	1
5	15	15	18	17	26	7	5	10	8	13	8	14	3
6	16	15	16	15	26	9	6	10	9	11	7	15	3
7	13	18	11	8	17T	8	7	9	9	7	4	9T	2
8	7	21	3	17	20	12	8	5	11	2	9	11	5
9							9						
10							10						
11							11						
12							12						
13							13						
14							14						
15							15						
16							16						
17							17						

T = Tied for position

Italics = Bye week

Individual Highs

SCORING

(non kicker)

POINTS	Seahawks: 12 3 Times (Last: Graham & Richardson vs. Hou)	10/29
	Opponents: 12 W. Fuller vs. Houston	10/29

LONGEST TD	Seahawks: 78 E. Thomas vs. Houston (Int. ret.)	10/29
	Opponents: 75 D. Murray at Tennessee	9/24

RUSHING

ATTEMPTS	Seahawks: 20 C. Carson vs. San Francisco	9/17
	Opponents: 21 L. Miller vs. Houston	10/29

YARDS	Seahawks: 93 C. Carson vs. San Francisco	9/17
	Opponents: 115 D. Murray at Tennessee	9/24

LONGEST, NO TD	Seahawks: 22 T. Lockett vs. Indianapolis	10/1
	Opponents: 61 C. Hyde vs. San Francisco	9/17

TOUCHDOWNS	Seahawks: 1 2 Times (Last: J. McKissic vs. Ind)	10/1
	Opponents: 1 5 Times (Last: L. Miller vs. Houston)	10/29

LONGEST TD	Seahawks: 30 J. McKissic vs. Indianapolis	10/1
	Opponents: 75 D. Murray at Tennessee	9/24

PASSING

ATTEMPTS	Seahawks: 49 R. Wilson at Tennessee	9/24
	Opponents: 47 J. Goff at L.A. Rams	10/8

COMPLETIONS	Seahawks: 29 R. Wilson at Tennessee	9/24
	Opponents: 28 A. Rodgers at Green Bay	9/10

YARDS	Seahawks: 452 R. Wilson vs. Houston	10/29
	Opponents: 402 D. Watson vs. Houston	10/29

COMPLETION PCT.	Seahawks: 80.8 R. Wilson vs. Indianapolis	10/1
	Opponents: 66.7 A. Rodgers at Green Bay	9/10

LONGEST, NO TD	Seahawks: 66 R. Wilson vs. Houston	10/29
	Opponents: 36 D. Watson vs. Houston	10/29

PASSER RATING	Seahawks: 123.2 R. Wilson vs. Houston	10/29
	Opponents: 106.9 D. Watson vs. Houston	10/29

TOUCHDOWNS	Seahawks: 4 2 Times (Last: R. Wilson vs. Hou)	10/29
	Opponents: 4 D. Watson vs. Houston	10/29

LONGEST TD	Seahawks: 38 R. Wilson at N.Y. Giants	10/22
	Opponents: 72 D. Watson vs. Houston	10/29

INTERCEPTIONS	Seahawks: 2 R. Wilson vs. Indianapolis	10/1
	Opponents: 3 D. Watson vs. Houston	10/29

RECEIVING

RECEPTIONS	Seahawks: 10 D. Baldwin at Tennessee	9/24
	Opponents: 9 R. Cobb at Green Bay	9/10

YARDS	Seahawks: 121 T. Lockett vs. Houston	10/29
	Opponents: 224 D. Hopkins vs. Houston	10/29

LONGEST, NO TD	Seahawks: 66 T. Madden vs. Houston	10/29
	Opponents: 36 W. Fuller vs. Houston	10/29

TOUCHDOWNS	Seahawks: 2 P. Richardson & J. Graham vs. Hou	10/29
	Opponents: 2 W. Fuller vs. Houston	10/29

LONGEST TD	Seahawks: 38 P. Richardson at N.Y. Giants	10/22
	Opponents: 72 D. Hopkins vs. Houston	10/29

INTERCEPTIONS

INTERCEPTIONS	Seahawks: 2 R. Sherman vs. Houston	10/29
	Opponents: 1 5 Times (Last: M. Williams vs. Hou)	10/29

YARDS	Seahawks: 78 E. Thomas vs. Houston	10/29
	Opponents: 69 J. Johnson at L.A. Rams	10/8

LONGEST	Seahawks: 78 E. Thomas vs. Houston	10/29
	Opponents: 69 J. Johnson at L.A. Rams	10/8

TOUCHDOWNS	Seahawks: 1 2 Times (Last: E. Thomas vs. Hou)	10/29
	Opponents: None	

PUNT RETURNS

RETURNS	Seahawks: 4 T. Lockett at N.Y. Giants	10/22
	Opponents: 5 A. Jackson at Tennessee	9/24

FAIR CATCHES	Seahawks: 4 T. Lockett at Green Bay	9/10
	Opponents: 2 3 Times (Last: E. Eagan at NYG)	10/22

YARDS	Seahawks: 35 T. Lockett at N.Y. Giants	10/22
	Opponents: 51 A. Jackson at Tennessee	9/24

LONGEST	Seahawks: 14 T. Lockett at N.Y. Giants	10/22
	Opponents: 22 A. Jackson at Tennessee	9/24

TOUCHDOWNS	Seahawks: None	
	Opponents: None	

KICKOFF RETURNS

RETURNS	Seahawks: 3 T. Lockett at Green Bay	9/10
	Opponents: 5 Q. Bray vs. Indianapolis	10/1

YARDS	Seahawks: 91 T. Lockett at Green Bay	9/10
	Opponents: 83 Q. Bray vs. Indianapolis	10/1

LONGEST	Seahawks: 43 T. Lockett at Green Bay	9/10
	Opponents: 34 V. Bolden vs. San Francisco	9/17

TOUCHDOWNS	Seahawks: None	
	Opponents: None	

Top Performances

Seattle:

100 Yards Rushing

Player	Game	Date	Att.	Yds	Avg.	LG	TD
--------	------	------	------	-----	------	----	----

300 Yards Passing

Player	Game	Date	Att.	Comp.	Yds.	TD	Int
--------	------	------	------	-------	------	----	-----

Russell Wilson	vs. Hou	10/29	41	26	452	4	1
Russell Wilson	at Ten	9/24	49	29	373	4	0
Russell Wilson	at NYG	10/22	39	27	334	3	0

100 Yards Receiving

Player	Game	Date	No.	Yds.	LG	TD
--------	------	------	-----	------	----	----

Tyler Lockett	vs. Hou	10/29	6	121	54	0
Paul Richardson	vs. Hou	10/29	6	105	48	2
Doug Baldwin	at Ten	9/24	10	105	36	1

Multi-Sack Games

Player	Game	Date	No.
--------	------	------	-----

Frank Clark	vs. Hou	10/29	2.0
Michael Bennett	vs. Hou	10/29	1.5
Michael Bennett	at GB	9/10	1.5
Marcus Smith	vs. Ind	10/1	1.5

Opponents:

100 Yards Rushing

Player	Game	Date	Att.	Yds	Avg.	LG	TD
--------	------	------	------	-----	------	----	----

DeMarco Murray	at Ten	9/24	14	115	8.2	75t	1
Carlos Hyde	vs. SF	9/17	15	124	8.3	61	0

300 Yards Passing

Player	Game	Date	Att.	Comp.	Yds.	TD	Int
--------	------	------	------	-------	------	----	-----

Deshaun Watson	vs. Hou	10/29	30	19	402	4	3
Aaron Rodgers	at GB	9/10	42	28	311	1	1

100 Yards Receiving

Player	Game	Date	No.	Yds.	LG	TD
--------	------	------	-----	------	----	----

Deandre Hopkins	vs. Hou	10/29	8	224	72t	1
Will Fuller	vs. Hou	10/29	5	125	59t	2

Multi-Sack Games

Player	Game	Date	No.
--------	------	------	-----

Mike Daniels	at GB	9/10	1.5
Nick Perry	at GB	9/10	1.5

Miscellaneous Statistics

DRIVE ENGINEERING

QB	Drives				Drives Ended By...						POINTS	POINTS	DRIVE
	Started	TD	FG	FGA	Punt	Down	Trn	Saf	Gm	Hlf	Yld	Drive	Eff
R. Wilson	83	17	12	13	38	2	7	1	3	2	154	1.9	0.349
A. Davis	1	0	0	0	0	0	0	0	1	0	0	0.0	0.000
SEATTLE	84	17	12	13	38	2	7	1	4	2	154	1.8	0.345
OPPONENTS	85	14	11	13	39	3	12	0	3	1	130	1.5	0.294

YARDS GAINED BY DOWN

TEAM	1st Down			2nd Down			3rd Down			4th Down			Season		
	Att	Yds	Avg	Att	Yds	Avg	Att	Yds	Avg	Att	Yds	Avg	Att	Yds	Avg
SEATTLE	206	1106	5.4	149	932	6.3	102	504	4.9	5	50	10.0	462	2592	5.6
OPPONENTS	197	958	4.9	150	889	5.9	93	487	5.2	3	2	0.7	443	2336	5.3

FIRST DOWN TENDENCIES

TEAM	Rushing			Passing			Overall			Times Gained...			
	Plays	Yds	Avg	Plays	Yds	Avg	Plays	Yds	Avg	10+	5+	0	Neg
SEATTLE	101	274	2.7	105	832	7.9	206	1106	5.4	97	94	118	49
OPPONENTS	99	392	4.0	98	566	5.8	197	958	4.9	84	86	118	44

THIRD DOWN EFFICIENCY

TEAM	3rd Down Situation											TOTAL	PCT
	1	2	3	4	5	6	7	8	9	10+			
SEATTLE	5 / 8	9 / 12	6 / 11	9 / 10	1 / 2	3 / 9	2 / 11	5 / 7	1 / 4	3 / 28	44 / 102	43.1%	
OPPONENTS	2 / 6	6 / 9	1 / 4	5 / 10	3 / 6	3 / 9	0 / 6	3 / 8	0 / 3	10 / 33	33 / 93	35.5%	

INSIDE THE 20

	NO	TD	FG	FGA	Int	Fmb	Down	Game	Half	Points
SEATTLE	22	11	7	8	1	0	2	0	0	96
OPPONENTS	17	6	8	9	1	1	0	0	0	65

GOAL-TO-GO

	NO	TD	FG	FGA	Int	Fmb	Down	Game	Half	Points
SEATTLE	13	8	4	4	0	0	1	0	0	68
OPPONENTS	5	5	0	0	0	0	0	0	0	34

TAKEAWAYS / GIVEAWAYS

	NO	Resulting in...	TD	FG	FGA	Saf	Int	Fmb	Punt	Down	Gm	Half	Points
TAKEAWAYS	13		4	4	4	0	1	0	3	0	1	0	40
	NO	Resulting in...	TD	FG	FGA	Saf	Int	Fmb	Punt	Down	Gm	Half	Points
GIVEAWAYS	7		3	1	1	0	0	0	1	0	0	0	34

KICKOFF ANALYSIS

	Total	Return	Touchback	Squib	Onside	Out-of-Bounds	FC	Avg Opp Start
B. Walsh	36	16	19	0	1	1	0	23.7
J. Ryan	1	1	0	0	0	0	0	36.0
TOTAL	37	17	19	0	1	1	0	24.1
OPPONENTS	31	11	20	0	0	0	0	23.9

Takeaways/Giveaways

Date	Opponent	Takeaways		Giveaways		+/-
		Fumbles	Interceptions	Fumbles	Interceptions	
9/10	at Green Bay	0	1	1	0	0
9/17	San Francisco	0	1	0	0	1
9/24	at Tennessee	0	0	0	0	0
10/1	Indianapolis	1	1	0	2	0
10/8	at L.A. Rams	3	2	0	2	3
10/22	at N.Y. Giants	1	0	1	0	0
10/29	Houston	0	3	0	1	2
11/5	Washington					
11/9	at Arizona					
11/20	Atlanta					
11/26	at San Francisco					
12/3	Philadelphia					
12/10	at Jacksonville					
12/17	L.A. Rams					
12/24	at Dallas					
12/31	Arizona					
Totals		5	8	2	5	6

Longest Plays

Passes 20+ Yards <i>(Top 5 in bold)</i>		TOP 5	Runs 10+ Yards <i>(Top 5 in bold)</i>	
9/10 at Green Bay		Passes	9/10 at Green Bay	
Russell Wilson to Doug Baldwin	34	66	Chris Carson	30
Russell Wilson to Paul Richardson	28	54	Russell Wilson	29
		53	Russell Wilson	11
9/17 vs. San Francisco		48		
Russell Wilson to Tyler Lockett	22	46	9/17 vs. San Francisco	
			Chris Carson	16
9/24 at Tennessee			Chris Carson	14
Russell Wilson to C.J. Proise	46		Chris Carson	12
Russell Wilson to Doug Baldwin	36	Runs	Russell Wilson	11
Russell Wilson to Luke Willson	27t	30		
Russell Wilson to Jimmy Graham	26	30	9/24 at Tennessee	
Russell Wilson to Paul Richardson	22	29	Russell Wilson	11
		23		
10/1 vs. Indianapolis		22		
Russell Wilson to Tyler Lockett	41	21	10/1 vs. Indianapolis	
Russell Wilson to Paul Richardson	37		J.D. McKissic	30t
Russell Wilson to Jimmy Graham	33		Russell Wilson	23t
Russell Wilson to Doug Baldwin	27		Tyler Lockett	22
Russell Wilson to J.D. McKissic	27t		Eddie Lacy	19
Russell Wilson to Paul Richardson	21			
			10/8 at Los Angeles Rams	
10/8 at Los Angeles Rams				
Russell Wilson to J.D. McKissic	21		10/22 at New York Giants	
			Eddie Lacy	12
10/22 at New York Giants			J.D. McKissic	10
Russell Wilson to Paul Richardson	38t			
Russell Wilson to Doug Baldwin	32		10/29 vs. Houston Texans	
Russell Wilson to Jimmy Graham	29		Russell Wilson	21
Russell Wilson to Paul Richardson	23		Russell Wilson	11
Russell Wilson to Doug Baldwin	22t			
Russell Wilson to Jimmy Graham	21			
10/29 vs. Houston Texans				
Russell Wilson to Tre Madden	66			
Russell Wilson to Tyler Lockett	54			
Russell Wilson to Tanner McEvoy	53			
Russell Wilson to Paul Richardson	48			
Russell Wilson to Tyler Lockett	27			
Russell Wilson to Paul Richardson	20t			



75

ODAY ABOUSHI

GUARD/TACKLE


Height	6-5
Weight	315
College	Virginia
Seasons	NFL 5th, Seahawks 1st
Born	June 5, 1991
Hometown	Brooklyn, N.Y.
Pronunciation	OH-day ah-BOO-shee

ABOUSHI'S 2017 SEASON

at **GB (9/10)**: Saw limited action on special teams. **SF (9/17)**: Inactive. at **Ten (9/24)**: Made first start of the season at RG. **Indy (10/1)**: Started at RG and helped lead team to 477 total yards, including a season high 194 rushing yards.

ABOUSHI'S NFL RECORD

Year	Team	—	GP/GS	Postseason
2013	N.Y. Jets	—	0/0	
2014	N.Y. Jets	—	15/10	
2015	N.Y. Jets	—	0/0	
	Houston	—	7/5	0/0
2016	Houston	—	4/3	2/0
2017	Seattle	—	6/5	
NFL TOTALS		—	32/23	2/0



58

D.J. ALEXANDER

LINEBACKER

Height	6-2
Weight	233
College	Oregon State
Seasons	NFL 3rd, Seahawks 1st
Born	September 30, 1991
Hometown	Long Beach, Calif.

ALEXANDER'S 2017 SEASON

at **GB (9/10)**: Saw action on special teams and had one tackle. **SF (9/17)**: Saw action on special teams. at **Ten (9/24)**: Inactive (hamstring). **Indy (10/1)**: Saw action on special teams. at **LA Rams (10/8)**: Saw action on special teams. at **NYG (10/22)**: Saw action on special teams and deflected a punt that only netted 16 yards.

ALEXANDER'S 2017 GAME-BY-GAME

Game	G/S	T	S	A	QB	Yds.	QH	Int.	Yds.	PD	FF	FR	Yds.
Games 1-2	2/0	Special Teams Only											
at Ten	0/0	Inactive (hamstring)											
Games 4-7	4/0	Special Teams Only											
Totals	6/0	0	0	0	0.0	0.0	0	0	0	0	0	0	0

Special Teams Tackles: 2

ALEXANDER'S NFL RECORD

Club	G/S	Tackles			Sacks		Interceptions									
		Tkl	So	Ast	QB	Yds	No	Yds	Avg	LG	TD	PD	FF	FR	Yds	
2015 K.C.	16/0	2	1	1	0.0	0.0	0	0	0.0	0	0	0	0	0	0	0
2016 K.C.	16/1	5	5	0	0.0	0.0	0	0	0.0	0	0	0	1	0	0	
2017 Seattle	6/0	0	0	0	0.0	0.0	0	0	0.0	0	0	0	0	0	0	
NFL TOTALS	38/1	7	6	1	0.0	0.0	0	0	0.0	0	0	0	1	0	0	

POSTSEASON

Club	G/S	Tackles			Sacks		Interceptions								
		Tkl	So	Ast	QB	Yds	No	Yds	Avg	LG	TD	PD	FF	FR	Yds
2015 K.C.	2/0	0	0	0	0.0	0.0	0	0	0.0	0	0	0	0	0	0
2016 K.C.	1/0	0	0	0	0.0	0.0	0	0	0.0	0	0	0	0	0	0
NFL TOTALS	3/0	0	0	0	0.0	0.0	0	0	0.0	0	0	0	0	0	0

ALEXANDER'S SINGLE-GAME HIGHS

Tackles: 4 vs. Tennessee (12/18/16)

FF: 1 vs. Jacksonville (11/6/16)

Sacks: None

FR: None

INT: None

ADDITIONAL STATS

Special Teams Tackles: 2015 (1), 2016 (12), 2017 (2); **Career:** (25).

Postseason Special Teams Tackles: 2015 (1), 2016 (0); **Career:** (1).



56

CLIFF AVRIL

DEFENSIVE END

Height 6-3

Weight 260

College Purdue

Seasons NFL 10th, Seahawks 5th

Born April 8, 1986

Hometown Green Cove Springs, Fla.

AVRIL'S 2017 SEASON

Placed on injured reserve (neck) October 20. **at GB (9/10)**: Collected a sack and two QB hits. **Indy (10/1)**: Left the game with a neck injury and did not return. **at LA (10/8)**: Inactive (neck).

AVRIL'S 2017 GAME-BY-GAME

Game	G/S	T	S	A	QB	Yds.	QH	Int.	Yds.	PD	FF	FR	Yds.
at GB (9/10)	1/1	1	1	0	1.0	6.0	2	0	0	0	0	0	0
SF (9/17)	1/1	0	0	0	0.0	0.0	0	0	0	0	0	0	0
at Ten (9/24)	1/1	1	1	0	0.0	0.0	0	0	0	0	0	0	0
Indy (10/1)	1/1	0	0	0	0.0	0.0	0	0	0	0	0	0	0
at LA (10/8)		Inactive (neck)											
Totals	4/4	2	2	0	1.0	6.0	2	0	0	0	0	0	0

AVRIL'S NFL RECORD

Club	G/S	Tackles			Sacks		Interceptions								
		Tkl	So	Ast	QB	Yds	No	Yds	Avg	LG	TD	PD	FF	FR	Yds
2008 Detroit	15/4	22	17	5	5.0	30.0	0	0	0.0	0	0	0	4	1	10
2009 Detroit	13/11	40	26	14	5.5	37.5	0	0	0.0	0	0	3	3	0	0
2010 Detroit	13/13	31	22	9	8.5	61.0	0	0	0.0	0	0	5	1	1	10
2011 Detroit	16/16	36	29	7	11.0	92.0	1	4	4.0	4t	1	4	6	3	24
2012 Detroit	16/16	34	27	7	9.5	67.0	0	0	0.0	0	0	1	2	0	0
2013 Seattle	15/2	20	14	6	8.0	43.5	0	0	0.0	0	0	4	5	1	0
2014 Seattle	16/16	23	16	7	5.0	28.5	0	0	0.0	0	0	1	1	1	0
2015 Seattle	16/16	47	31	16	9.0	64.0	0	0	0.0	0	0	7	2	0	0
2016 Seattle	16/16	39	20	19	11.5	83.5	0	0	0.0	0	0	3	5	0	0
2017 Seattle	4/4	2	2	0	1.0	6.0	0	0	0.0	0	0	0	0	0	0
NFL TOTALS	140/114	294	204	90	74.0	516.0	1	4	4.0	4t	1	28	29	7	44

POSTSEASON

Club	G/S	Tackles			Sacks		Interceptions								
		Tkl	So	Ast	QB	Yds	No	Yds	Avg	LG	TD	PD	FF	FR	Yds
2011 Detroit	1/1	2	1	1	0.5	3.0	0	0	0.0	0	0	0	0	0	0
2013 Seattle	3/1	5	4	1	1.5	10.0	0	0	0.0	0	0	3	2	0	0
2014 Seattle	3/3	7	5	2	2.0	15.0	0	0	0.0	0	0	0	0	0	0
2015 Seattle	2/2	8	7	1	1.0	6.0	0	0	0.0	0	0	0	0	0	0
2016 Seattle	2/2	4	4	0	2.0	16.0	0	0	0.0	0	0	0	0	0	0
NFL TOTALS	11/9	26	21	5	7.0	50.0	0	0	0.0	0	0	3	2	0	0

AVRIL'S SINGLE-GAME HIGHS

Tackles: 8, vs. Minnesota (12/12/11) **FF:** 2, at Denver (10/30/11)
Sacks: 3.0, vs. Chicago (12/5/10) **FR:** 1, 7 Times, Last at Carolina (10/26/14)
INT: 1, vs. San Diego (12/24/11) **FR TD:** 1, at Denver (10/30/11)
INT TD: 1, vs. San Diego (12/24/11)

ADDITIONAL STATS

Special Teams Tackles: 2008 (1), 2009 (1), 2010 (1); **Career:** (3).



89

DOUG BALDWIN

WIDE RECEIVER

Height 5-10
Weight 192
College Stanford
Seasons NFL 7th, Seahawks 7th
Born September 21, 1988
Hometown Gulf Breeze, Fla.

BALDWIN'S 2017 SEASON

at GB (9/10): Led team with 63 yards and tied team high with four receptions. Had a key 34-yard reception with under 1:00 to play in the first half that helped set up the game's first score. **SF (9/17):** Tied for team lead with six receptions. **at Ten (9/24):** Set a season high with 10 receptions totaling 105 yards and a TD. Left the game in the second half with a groin injury. **Indy (10/1):** Battled through a groin injury during the week and started the game totaling three receptions for 35 yards. **at NYG (10/22):** Led team with nine receptions and 92 yards with a TD. **Hou (10/29):** Tied for team lead with six receptions.

2017	Opponent	No	Yds	Avg	LG	TD
09/10	at Green Bay	4	63	15.8	34	0
09/17	San Francisco	6	44	7.3	18	0
09/24	at Tennessee	10	105	10.5	36	1
10/01	Indianapolis	3	35	11.7	27	0
10/08	at L.A. Rams	4	37	9.3	15	0
10/22	at N.Y. Giants	9	92	10.2	32	1
10/29	Houston	6	54	9.0	13	0
TOTALS (7/7)		42	430	10.2	36	2

BALDWIN'S NFL RECORD

	Club	G/S	Receiving					Rushing				
			No	Yds	Avg	LG	TD	Att	Yds	Avg	LG	TD
2011	Seattle	16/1	51	788	15.5	55t	4	1	-2	-2.0	-2	0
2012	Seattle	14/4	29	366	12.6	50	3	0	0	0.0	0	0
2013	Seattle	16/9	50	778	15.6	52	5	2	6	3.0	0	0
2014	Seattle	16/16	66	825	12.5	49	3	1	8	8.0	8	0
2015	Seattle	16/16	78	1,069	13.7	80t	14	0	0	0.0	0	0
2016	Seattle	16/15	94	1,128	12.0	59	7	3	2	0.7	4	0
2017	Seattle	7/7	42	340	10.2	36	2	1	-3	-3.0	-3	0
NFL TOTALS		101/68	410	5,384	13.2	80t	38	8	11	1.4	8	0

POSTSEASON

	Club	G/S	Receiving					Rushing				
			No	Yds	Avg	LG	TD	Att	Yds	Avg	LG	TD
2012	Seattle	2/0	3	45	15.0	33	0	0	0	0.0	0	0
2013	Seattle	3/2	13	202	15.5	51	1	0	0	0.0	0	0
2014	Seattle	3/3	10	147	14.7	35	2	1	0	0.0	0	0
2015	Seattle	2/2	13	124	9.5	22	1	0	0	0.0	0	0
2016	Seattle	2/1	16	184	11.5	42	2	2	7	3.5	6	0
NFL TOTALS		12/8	55	702	12.8	51	6	2	6	3.0	6	0

BALDWIN'S SINGLE-GAME HIGHS

Most Receptions: 13, at Arizona (9/24/16) **Most Receiving Yards:** 171, at Arizona (9/24/16)
Longest Reception: 80t, vs. Pittsburgh (11/29/15) **Most Touchdowns:** 3, 2 Times, Last at Balt (12/13/15)

ADDITIONAL STATS

Special Teams: 2011: Blocked punt (1 vs. St. Louis 12/12/11); Kickoff returns (1 for 37 yards vs. St. Louis 12/12/11). **2012:** Tackles 1. Kickoff returns (1 for 3 yards at Carolina 10/7/12). **2013:** Kickoff returns (2 for 57 yards - long 37 - vs. Arizona 12/22/13). **2014:** Kickoff returns (5 for 81 yards - 16.2 avg. - 24 long); Punt returns (6 for 42 yards - 7.0 avg. - 38 long); Blocked punt (1 vs. Dallas 10/12/14). **Passing: 2016:** 1-1 for 15 yards and a TD; **Career:** 1-1 for 15 yards and a TD.

Postseason Special Teams: 2014: Tackles 1. Kickoff returns (3 for 58 yards - 19.3 avg. - 28 long).

BALDWIN'S GAME-BY-GAME RECEIVING

2011	Opponent	No	Yds	Avg	LG	TD	2012	Opponent	No	Yds	Avg	LG	TD
9/11	at San Francisco	4	83	20.8	55t	1	9/9	at Arizona	2	5	2.5	4	0
9/18	at Pittsburgh	1	4	4.0	4	0	9/16	Dallas	1	8	8.0	8	0
9/25	Arizona	2	23	11.5	20	0	9/24	GB	Inactive (shoulder)				
10/2	Atlanta	5	84	16.8	30	0	9/30	at St. Louis	1	10	10.0	10	0
10/9	at NY Giants	8	136	17.0	27t	1	10/7	at Carolina	3	37	12.3	19	0
10/23	at Cleveland	0	0	0.0	0	0	10/14	New England	2	74	37.0	50	1
10/20	Cincinnati	5	73	14.6	31	0	10/18	at San Francisco	2	15	7.5	8	0
11/6	at Dallas	3	31	10.3	25	0	10/28	at Detroit	Inactive (ankle)				
11/13	Baltimore	1	50	50.0	50	0	11/4	Minnesota	1	6	6.0	6	0
11/20	at St. Louis	3	60	20.0	35	0	11/11	N.Y. Jets	3	42	14.0	18	0
11/27	Washington	5	60	12.0	24	0	11/25	at Miami	1	14	14.0	14	0
12/1	Philadelphia	1	21	21.0	21	0	12/2	at Chicago	4	46	11.5	20	0
12/12	St. Louis	7	93	13.3	29t	1	12/9	Arizona	2	29	14.5	27	0
12/18	at Chicago	1	13	13.0	13	0	12/16	at Buffalo	1	8	8.0	8	0
12/24	San Francisco	2	17	8.5	13t	1	12/23	San Francisco	4	53	13.3	43	2
1/1	at Arizona	3	40	13.3	21	0	12/30	St. Louis	2	19	9.5	12	0
TOTALS (16/1)		51	788	15.5	55t	4	TOTALS (14/4)		29	366	12.6	50	3
	1/6 at Washington	2	39	19.5	33	0		1/13 at Atlanta	1	6	6.0	6	0
	PLAYOFF TOTALS (2/0)		3	45	15.0	33	0						

2013	Opponent	No	Yds	Avg	LG	TD	2014	Opponent	No	Yds	Avg	LG	TD
9/8	at Carolina	7	91	13.0	25	0	9/4	Green Bay	3	14	4.7	6	0
9/15	San Francisco	1	51	51.0	51	0	9/14	at San Diego	3	35	11.7	16	0
9/22	Jacksonville	1	35	35.0	35t	1	9/21	Denver	4	56	14.0	16	0
9/29	at Houston	3	39	13.0	24	0	10/6	at Washington	4	50	12.5	20	0
10/6	at Indianapolis	5	80	16.0	27	0	10/12	Dallas	2	32	16.0	20	0
10/13	Tennessee	4	48	12.0	28	0	10/19	at St. Louis	7	123	17.6	49	1
10/17	at Arizona	1	16	16.0	16	0	10/26	at Carolina	6	61	10.2	18	0
10/28	at St. Louis	1	12	12.0	12	0	11/2	Oakland	5	38	7.6	20	0
11/3	Tampa Bay	6	75	12.5	28	1	11/9	N.Y. Giants	4	31	7.8	14	0
11/10	at Atlanta	5	76	15.2	30	0	11/16	at Kansas City	6	45	7.5	23	1
11/17	Minnesota	2	63	31.5	44	1	11/23	Arizona	2	6	3.0	3	0
12/2	New Orleans	4	77	19.3	52	1	11/27	at San Francisco	2	28	14.0	24	0
12/8	at San Francisco	3	36	12.0	14	0	12/7	at Philadelphia	5	97	19.4	25	1
12/15	at N.Y. Giants	6	71	11.8	25	1	12/14	San Francisco	3	53	17.7	35	0
12/22	Arizona	1	8	8.0	8	0	12/21	at Arizona	7	113	16.1	49	0
12/29	St. Louis	0	0	0.0	0	0	12/28	St. Louis	3	43	14.3	38	0
TOTALS (16/9)		50	778	15.6	52	5	TOTALS (16/16)		66	825	12.5	49	3
1/11	New Orleans	2	30	15.0	24	0	1/10	Carolina	3	38	12.7	16t	1
1/19	San Francisco	6	106	17.7	51	0	1/18	Green Bay	6	106	17.7	35	0
2/2	Denver	5	66	13.2	37	1	2/1	New England	1	3	3.0	3t	1
PLAYOFF TOTALS (3/2)		13	202	15.5	51	1	PLAYOFF TOTALS (3/3)		10	147	14.7	35	2

2015	Opponent	No	Yds	Avg	LG	TD	2016	Opponent	No	Yds	Avg	LG	TD
9/13	at St. Louis	7	35	5.0	8	0	9/11	Miami	9	92	10.2	22	1
9/20	at Green Bay	7	92	13.1	32	1	9/18	at L.A. Rams	3	20	6.7	8	0
9/27	Chicago	3	35	11.7	22	0	9/25	San Francisco	8	164	20.5	59	1
10/5	Detroit	3	36	12.0	24t	1	10/2	at N.Y. Jets	4	54	13.5	38	0
10/11	at Cincinnati	3	70	23.3	46	0	10/16	Atlanta	4	31	7.8	11	0
10/18	Carolina	3	23	7.7	14	0	10/23	at Arizona	6	69	11.5	27	0
10/22	at San Francisco	2	19	9.5	15	0	10/30	at New Orleans	4	51	12.8	27	0
11/1	at Dallas	3	35	11.7	15	0	11/7	Buffalo	6	89	14.8	50	0
11/15	Arizona	7	134	19.1	33	1	11/13	at New England	6	59	9.8	18t	3
11/22	San Francisco	6	60	10.0	21	0	11/20	Philadelphia	4	104	26.0	44	0
11/29	Pittsburgh	6	145	24.2	80t	3	11/27	at Tampa Bay	7	34	4.9	12	0
12/6	at Minnesota	5	94	18.8	53t	2	12/4	Carolina	7	65	9.3	29	0
12/13	at Baltimore	6	82	13.7	22t	3	12/11	at Green Bay	6	46	7.7	10	0
12/20	Cleveland	4	45	11.3	27	2	12/15	L.A. Rams	5	35	7.0	17	1
12/27	St. Louis	8	118	14.8	28	1	12/24	Arizona	13	171	13.2	42t	1
1/3	at Arizona	5	46	9.2	15	0	1/1	at San Francisco	2	44	22.0	41	0
TOTALS (16/16)		78	1,069	13.7	80t	14	TOTALS (16/15)		94	1,128	12.0	59	7
1/10	at Minnesota	5	42	8.4	22	1	1/7	Detroit	11	104	9.5	42	1
1/17	at Carolina	8	82	10.3	20	0	1/14	at Atlanta	5	80	16.0	31t	1
PLAYOFF TOTALS (2/2)		13	124	9.5	22	1	TOTALS (2/1)		16	184	11.5	42	2



47

DAVID BASS

DEFENSIVE END

Height	6-4
Weight	267
College	Missouri Western State
Seasons	NFL 5th, Seahawks 1st
Born	September 11, 1990
Hometown	St. Louis, Mo.

BASS' 2017 SEASON

Waived on September 19. **at GB (9/10):** Assisted on one tackle in Seahawks debut.

BASS' 2017 GAME-BY-GAME

Game	G/S	T	S	A	QB	Yds.	QH	Int.	Yds.	PD	FF	FR	Yds.
at GB (9/10)	1/0	1	0	1	0.0	0.0	0	0	0	0	0	0	0
SF (9/17)	1/0	0	0	0	0.0	0.0	0	0	0	0	0	0	0
Totals	2/0	1	0	1	0.0	0.0	0	0	0	0	0	0	0

BASS' NFL RECORD

Club	G/S	Tackles			Sacks		Interceptions								
		Tkl	So	Ast	QB	Yds	No	Yds	Avg	LG	TD	PD	FF	FR	Yds
2013 Chicago	12/1	23	9	14	1.0	9.0	1	24	24.0	24t	1	2	0	0	0
2014 Chicago	8/1	9	5	4	3.0	34.0	0	0	0.0	0	0	0	1	0	0
2015 Tennessee	16/7	42	23	19	1.5	11.5	1	8	8.0	8	0	5	0	2	0
2016 Tennessee	13/0	16	8	8	0.0	0.0	0	0	0.0	0	0	0	0	0	0
2017 Seattle	2/0	1	0	1	0.0	0.0	0	0	0.0	0	0	0	0	0	0
NFL TOTALS	51/9	91	45	46	5.5	54.5	2	32	16.0	24t	1	7	1	2	0

BASS' SINGLE-GAME HIGHS

Tackles: 7, at Indianapolis (1/3/15) **FF:** 1, vs. Tampa Bay (11/23/14)
Sacks: 1.0, 5 Times, Last at Indianapolis (1/3/15) **FR:** 1, 2 Times, Last vs. Houston (12/27/15)
INT: 1, 2 Times, Last vs. Atlanta (10/25/15)
INT TD: 1, vs. Baltimore (11/17/13)

ADDITIONAL STATS

Special Teams Tackles: 2015 (8), 2016 (6); **Career:** (14).



79

ISAIAH BATTLE

TACKLE

Height	6-7
Weight	290
College	Clemson
Seasons	NFL 3rd, Seahawks 1st
Born	February 10, 1993
Hometown	Brooklyn, N.Y.

BATTLE'S 2017 SEASON

NFL TRANSACTIONS:
07/09/15: Drafted by St. Louis Rams in the Supplemental Draft in 2015
09/05/15: Waived by St. Louis
09/07/15: Signed to St. Louis PS
11/17/15: Signed by St. Louis as FA
09/03/16: Waived by L.A. Rams
09/04/16: Signed with L.A. Rams PS
01/03/17: Signed reserve/future contract with Kansas City
02/06/17: Activated from reserve by Kansas City
09/02/17: Traded to Seattle

NFL CAREER HIGHLIGHTS:

- Originally entered the NFL as a fifth-round pick of the NFL's Supplemental Draft with the St. Louis Rams in 2015.
- Second-year offensive lineman enters his first season with the Seahawks in 2017. Was inactive for seven games in 2015 with the Rams and spent 12 weeks in 2016 on the Rams' practice squad.

COLLEGE: A standout at Clemson University, Battle tallied 32 knockdowns in 1,336 snaps across 27 games (15 starts). Finished Clemson career rank-

ing eighth all-time in snaps by an offensive tackle. Named preseason fourth-team All-ACC by Athlon prior to Junior season. Two-time letter recipient.

PERSONAL: Attended Blue Ridge (Va.) High School, where he collected several accolades as a senior: was a two-time first-team all-state selection, first-team All-Virginia Independent Conference selection and was named all-conference as an offensive and defensive lineman. Also competed in basketball as a prep at Fork Union Military Academy and Blue Ridge High School. Majored in parks, recreation & tourism management at Clemson. Born February 10, 1993. Native of Brooklyn N.Y.

BATTLE'S NFL RECORD

Year	Team	GP/GS	Postseason
2015	St. Louis	0/0	0/0
2016	LA Rams	0/0	0/0
2017	Seattle	0/0	0/0
NFL TOTALS		0/0	0/0

BATTLE'S 2017 SEASON

at GB (9/10): Inactive. **SF (9/17):** Inactive. **at Ten (9/24):** Inactive. **Indy (10/1):** Inactive. **at LA (10/8):** Inactive. **at NYG (10/22):** Inactive. **Hou (10/29):** Inactive.



72

MICHAEL BENNETT

DEFENSIVE END

Height 6-4
Weight 274
College Texas A&M
Seasons NFL 9th, Seahawks 5th
Born November 13, 1985
Hometown Alief, Texas

BENNETT'S 2017 SEASON

at GB (9/10): Led team with 1.5 sacks and had three total tackles. **SF (9/17):** Had three tackles, including a sack and pass defended. **at Ten (9/24):** Had three solo stops, all for loss. **Indy (10/1):** Assisted on two tackles, including a sack. Had three QB hits. **at LA (10/8):** Had a sack and two QB hits. **at NYG (10/22):** Had two QB hits. **Hou (10/29):** Had a season-high six tackles, including 1.5 sacks.

BENNETT'S 2017 GAME-BY-GAME

Game	G/S	T	S	A	QB	Yds.	QH	Int.	Yds.	PD	FF	FR	Yds.
at GB (9/10)	1/1	3	2	1	1.5	9.5	2	0	0	0	0	0	0
SF (9/17)	1/1	3	2	1	1.0	4.0	2	0	0	1	0	0	0
at Ten (9/24)	1/1	3	3	0	0.0	0.0	0	0	0	0	0	0	0
Indy (10/1)	1/1	2	0	2	0.5	7.0	3	0	0	0	0	0	0
at LA (10/8)	1/1	4	3	1	1.0	10.0	2	0	0	0	0	0	0
at NYG (10/22)	1/1	0	0	0	0.0	0.0	2	0	0	0	0	0	0
Hou (10/29)	1/1	6	4	2	1.5	7.0	2	0	0	0	0	0	0
Totals	7/7	21	14	7	5.5	37.5	13	0	0	1	0	0	0

BENNETT'S NFL RECORD

Club	G/S	Tackles			Sacks		Interceptions									
		Tkl	So	Ast	QB	Yds	No	Yds	Avg	LG	TD	PD	FF	FR	Yds	
2009 Tampa Bay	7/0	5	4	1	1.0	5.0	0	0	0.0	0	0	0	0	0	0	0
2010 Tampa Bay	13/2	21	14	7	1.0	2.0	0	0	0.0	0	0	0	0	0	0	0
2011 Tampa Bay	14/10	47	32	15	4.0	25.0	0	0	0.0	0	0	0	0	1	2	0
2012 Tampa Bay	16/16	41	34	7	9.0	57.0	0	0	0.0	0	0	2	3	0	0	0
2013 Seattle	16/3	31	17	14	8.5	59.5	0	0	0.0	0	0	0	1	1	22	0
2014 Seattle	16/16	39	27	12	7.0	38.0	0	0	0.0	0	0	0	1	0	0	0
2015 Seattle	16/16	52	33	19	10.0	61.0	0	0	0.0	0	0	0	2	0	0	0
2016 Seattle	11/11	34	23	11	5.0	40.0	0	0	0.0	0	0	0	0	0	0	0
2017 Seattle	7/7	21	14	7	5.5	37.5	0	0	0.0	0	0	1	0	0	0	0
NFL TOTALS	116/81	291	198	93	51.0	325.0	0	0	0.0	0	0	3	8	3	22	0

POSTSEASON

Club	G/S	Tackles			Sacks		Interceptions									
		Tkl	So	Ast	QB	Yds	No	Yds	Avg	LG	TD	PD	FF	FR	Yds	
2013 Seattle	3/1	11	6	5	1.5	4.0	0	0	0.0	0	0	0	2	2	17	0
2014 Seattle	3/3	9	5	4	0.0	0.0	0	0	0.0	0	0	0	0	0	0	0
2015 Seattle	2/2	10	7	3	0.0	0.0	0	0	0.0	0	0	2	1	0	0	0
2016 Seattle	2/2	6	5	1	2.0	11.0	0	0	0.0	0	0	1	0	0	0	0
NFL TOTALS	10/8	36	23	13	3.5	15.0	0	0	0.0	0	0	3	3	2	17	0

BENNETT'S SINGLE-GAME HIGHS

Tackles: 6, at Cincinnati (10/11/15)

FF: 1, 8 Times, Last vs. Cleveland (12/20/15)

Sacks: 3.5, at San Francisco (10/22/15)

FR: 1, 3 Times, Last vs. New Orleans (12/2/13)

TDs: 1, 22 yd FR vs. New Orleans (12/2/13)



68 **JUSTIN BRITT**
CENTER

Height 6-6
Weight 315
College Missouri
Seasons NFL 4th, Seahawks 4th
Born May 29, 1991
Hometown Lebanon, Missouri

BRITT'S 2017 SEASON

at GB (9/10): Started at center. SF (9/17): Started at center. at Ten (9/24): Started at center. Indy (10/1): Started at C and helped lead team to 477 total yards, including a season high 194 rushing yards. Hou (10/29): Helped protect Russell Wilson allowing him to set a franchise record with 452 passing yards and the team total a season-high 479 total yards.

BRITT'S NFL RECORD

Year	Team	GP/GS	Postseason
2014	Seattle	16/16	2/2
2015	Seattle	16/16	2/2
2016	Seattle	15/15	2/2
2017	Seattle	7/7	
NFL TOTALS		54/54	6/6



32 **CHRIS CARSON**
RUNNING BACK

Height 5-11
Weight 218
College Oklahoma State
NFL Seasons Rookie
Born September 16, 1994
Hometown Lilburn, Ga.

CARSON'S 2017 SEASON

Placed on injured reserve (ankle) October 2. at GB (9/10): Started first-career game and rushed six times for 39 yards and caught one 10-yard pass. SF (9/17): Led team in rushing with 20 carries for 93 yards, including five carries for 41 yards on the Seahawks final drive which allowed the team to run out the final 4:47. Totaled 100 yards from scrimmage with a 7-yard reception. at Ten (9/24): Started at RB and had first-career TD on a 10-yard reception. Indy (10/1): Rushed 12 times for 42 yards and had three receptions for 24 yards before leaving late in the game with a leg injury.

2017	Opponent	-----Rushing-----					-----Receiving-----					Total
		Att	Yds	Avg	LG	TD	Rec	Yds	Avg	LG	TD	
09/10	at Green Bay	6	39	6.5	30	0	1	10	10.0	10	0	49
09/17	San Francisco	20	93	4.7	16	0	1	7	7.0	7	0	100
09/24	at Tennessee	11	34	3.1	7	0	2	18	9.0	10t	1	52
10/01	Indianapolis	12	42	3.5	11	0	3	24	8.0	9	0	66
10/08	at L.A. Rams	Injured Reserve (ankle)										
TOTALS (4/3)		49	208	4.2	30	0	7	59	8.4	10t	1	267



31

KAM CHANCELLOR

SAFETY

Height 6-3
Weight 225
College Virginia Tech
Seasons NFL 7th, Seahawks 7th
Born April 3, 1988
Hometown Norfolk, Virginia

CHANCELLOR'S 2017 SEASON

at GB (9/10): Notched four tackles (3 solo). **at Ten (9/24):** Finished third on team with seven tackles (all solo). **Indy (10/1):** Part of a defense that limited the Colts to 32 total yards in the second half, including zero passing. **at LA (10/8):** Part of a defense that limited the NFL's top scoring offense (35.5) to just 10 points, including zero over the final 40 minutes.

CHANCELLOR'S 2017 GAME-BY-GAME

Game	G/S	T	S	A	QB	Yds.	QH	Int.	Yds.	PD	FF	FR	Yds.
at GB (9/10)	1/1	4	3	1	0.0	0.0	0	0	0	0	0	0	0
SF (9/17)	1/1	4	0	4	0.0	0.0	0	0	0	0	0	0	0
at Ten (9/24)	1/1	7	7	0	0.0	0.0	0	0	0	0	0	0	0
Indy (10/1)	1/1	5	4	1	0.0	0.0	0	0	0	0	0	0	0
at LA (10/8)	1/1	4	3	1	0.0	0.0	0	0	0	1	0	0	0
at NYG (10/22)	1/1	6	3	3	0.0	0.0	0	0	0	0	0	0	0
Hou (10/29)	1/1	4	3	1	0.0	0.0	0	0	0	0	0	0	0
Totals	7/7	34	23	11	0.0	0.0	0	0	0	1	0	0	0

Additional Stats: Special Teams Tackles: 1.

CHANCELLOR'S NFL RECORD

Club	G/S	Tackles			Sacks		Interceptions								
		Tkl	So	Ast	QB	Yds	No	Yds	Avg	LG	TD	PD	FF	FR	Yds
2010 Seattle	16/0	12	10	2	1.0	3.0	0	0	0.0	0	0	1	0	0	0
2011 Seattle	15/15	94	73	21	1.0	10.0	4	27	6.7	9	0	13	1	1	0
2012 Seattle	16/16	94	71	23	0.0	0.0	0	0	0.0	0	0	5	1	1	0
2013 Seattle	16/16	93	61	32	0.0	0.0	3	78	26.0	32	0	6	1	0	0
2014 Seattle	14/14	76	58	18	0.0	0.0	1	52	52.0	52	0	6	1	0	0
2015 Seattle	11/11	74	44	30	0.0	0.0	2	6	3.0	6	0	4	1	0	0
2016 Seattle	12/12	80	46	34	0.0	0.0	2	5	2.5	5	0	8	1	0	0
2017 Seattle	7/7	34	23	11	0.0	0.0	0	0	0.0	0	0	1	0	0	0
NFL TOTALS	107/91	557	386	171	2.0	13.0	12	168	14.0	52	0	44	6	2	0

POSTSEASON

Club	G/S	Tackles			Sacks		Interceptions								
		Tkl	So	Ast	QB	Yds	No	Yds	Avg	LG	TD	PD	FF	FR	Yds
2010 Seattle	2/0	0	0	0	0.0	0.0	0	0	0.0	0	0	0	0	0	0
2012 Seattle	2/2	9	4	5	0.0	0.0	0	0	0.0	0	0	0	0	0	0
2013 Seattle	3/3	34	14	20	0.0	0.0	2	2	1.0	2	0	6	0	0	0
2014 Seattle	3/3	25	19	6	0.0	0.0	1	90	90.0	90t	1	1	0	0	0
2015 Seattle	2/1	8	4	4	0.0	0.0	0	0	0.0	0	0	1	1	0	0
2016 Seattle	2/2	15	12	3	0.0	0.0	0	0	0	0	0	0	0	0	0
NFL TOTALS	14/11	91	53	38	0.0	0.0	3	92	30.7	90t	1	8	1	0	0

CHANCELLOR'S SINGLE-GAME HIGHS

Tackles: 19* vs. Arizona (11/15/15) **FF:** 1, 6 Times, Last at New England (11/13/16)
Sacks: 1, 2 Times, Last at Cleveland (10/23/11) **FR:** 1, 2 Times, Last vs. San Francisco (12/23/12)
Interceptions: 1, 12 Times, Last at Tampa Bay (11/27/16)

ADDITIONAL STATS

Special Teams Tackles: 2010 (11, FF), 2011 (3, FF), 2012 (6, FR) 2013 (6), 2014 (2), 2015 (2), 2016 (5), 2017 (1); **Career: 36, 2 FF, 1 FR.**

Postseason: 2010 (1), 2012 (1), 2014 (1), 2015 (1), 2016 (1); **Career:** (5).

* Club Record



55

FRANK CLARK
DEFENSIVE END

Height 6-3
Weight 260
College Michigan
Seasons NFL 3rd, Seahawks 3rd
Born June 14, 1993
Hometown Cleveland, Ohio

CLARK'S 2017 SEASON

at GB (9/10): Assisted on one of Seattle's four sacks. **SF (9/17):** Had two solo stops, including a sack that was marked just short of being called a safety. Had four tackles (2 solo) and a QB hit. **at LA (10/8):** Started in place of Cliff Avril (neck) and had three solo stops, including a sack and FF with 2:57 to play in the game that led to a Seahawks FG and a 16-10 lead. Also had a pass defended. **at NYG (10/22):** Assisted on one tackles, had two QB hits and had a FR at the Giants' 38-yard line that led to a Seahawks TD pass the very next play. **Hou (10/29):** Had a season-high five tackles and tied a career high with 2.0 sacks.

CLARK'S 2017 GAME-BY-GAME

Game	G/S	T	S	A	QB	Yds.	QH	Int.	Yds.	PD	FF	FR	Yds.
at GB (9/10)	1/0	1	0	1	0.5	3.5	1	0	0	0	0	0	0
SF (9/17)	1/0	2	2	0	1.0	6.0	1	0	0	0	0	0	0
at Ten (9/24)	1/0	1	0	1	0.0	0.0	0	0	0	0	0	0	0
Indy (10/1)	1/0	4	2	2	0.0	0.0	1	0	0	0	0	0	0
at LA (10/8)	1/1	3	3	0	1.0	3.0	2	0	0	1	1	0	0
at NYG (10/22)	1/1	1	0	1	0.0	0.0	2	0	0	0	0	1	0
Hou (10/29)	1/1	5	4	1	2.0	19.0	2	0	0	0	0	0	0
Totals	7/3	17	11	6	4.5	31.5	9	0	0	1	1	2	0

CLARK'S NFL RECORD

Club	G/S	Tackles			Sacks		Interceptions								
		Tkl	So	Ast	QB	Yds	No	Yds	Avg	LG	TD	PD	FF	FR	Yds
2015 Seattle	15/0	16	15	1	3.0	16.0	0	0	0.0	0	0	2	1	0	0
2016 Seattle	15/5	47	25	22	10.0	68.5	0	0	0.0	0	0	1	2	1	27
2017 Seattle	7/3	17	11	6	4.5	31.5	0	0	0.0	0	0	1	1	1	0
NFL TOTALS	37/8	79	50	29	17.5	115.0	0	0	0.0	0	0	4	4	2	27

POSTSEASON															
Club	G/S	Tackles			Sacks		Interceptions								
		Tkl	So	Ast	QB	Yds	No	Yds	Avg	LG	TD	PD	FF	FR	Yds
2015 Seattle	2/0	3	2	1	1.0	10.0	0	0	0.0	0	0	1	0	0	0
2016 Seattle	2/0	1	1	0	1.0	6.0	0	0	0.0	0	0	0	1	0	0
NFL TOTALS	4/0	4	3	1	2.0	16.0	0	0	0.0	0	0	1	1	0	0

CLARK'S SINGLE-GAME HIGHS

Tackles: 6, at New Orleans (10/30/16) **FF:** 1, 4 Times, Last at L.A. Rams (10/8/17)
Sacks: 2, 3 Times, Last vs. Houston (10/29/17) **FR:** 1, 2 Times, Last at N.Y. Giants (10/22/17)
Interceptions: None



28

JUSTIN COLEMAN

CORNERBACK

Height 5-11
Weight 190
College Tennessee
Seasons NFL 3rd, Seahawks 1st
Born March 27, 1993
Hometown Brunswick, Ga.

NFL TRANSACTIONS:

05/08/15: Signed with Minnesota as undrafted rookie free agent
 08/31/15: Waived by Minnesota
 09/04/15: Signed with New England as FA
 09/05/15: Waived by New England
 09/07/15: Signed to Seattle PS
 09/09/15: Released from Seattle PS
 09/09/15: Signed with New England as FA
 04/12/16: Re-signed with New England
 03/16/17: Re-signed with New England
 09/01/17: Traded to Seattle

NFL CAREER HIGHLIGHTS:

• Originally signed with Minnesota as an undrafted free agent in 2015.

• Played in 20 games with 3 starts for the Patriots from 2015-16. Tallied 29 tackles (25 solo), 8 passes defended and 1 fumble recovery.

• Played in two postseason games in the 2015 season, logging 7 tackles (7 solo) and 2 passes defended.

COLLEGE: Started 38-of-50 games he appeared in at Tennessee and compiled five interceptions in his collegiate career. As a senior in 2014, tied for fourth in the SEC with four interceptions. Became the first true freshman DB to start for the Vols since Eric Berry.

PERSONAL: Participated in track and field in addition to football in high school. Born March 27, 1993.

COLEMAN'S 2017 SEASON

at GB (9/10): Saw action as an extra defensive back and on special teams. Had two solo stops and a pass defended. **SF (9/17):** Saw action on special teams and had one stop. **at Ten (9/24):** Saw limited action at CB and on special teams. **Indy (10/1):** Forced into action at CB early in the game when Jeremy Lane exited the game (groin). Intercepted and scored first-career TD on a 28-yard return to give Seattle a 10-2 lead early in the second quarter. **Hou (10/29):** Assisted on first-career sack.

COLEMAN'S 2017 GAME-BY-GAME

Game	G/S	T	S	A	QB	Yds.	QH	Int.	Yds.	PD	FF	FR	Yds.
at GB (9/10)	1/0	2	2	0	0.0	0.0	0	0	0	1	0	0	0
SF (9/17)	1/0	Special Teams Only											
at Ten (9/24)	1/0	0	0	0	0.0	0.0	0	0	0	0	0	0	0
Indy (10/1)	1/0	1	1	0	0.0	0.0	0	1	28t	1	0	0	0
at LA (10/8)	1/1	2	2	0	0.0	0.0	0	0	0	0	0	0	0
at NYG (10/22)	1/0	4	4	0	0.0	0.0	0	0	0	1	0	0	0
Hou (10/29)	1/1	1	0	1	0.5	3.0	1	0	0	0	0	0	0
Totals	7/2	10	9	1	0.5	3.0	1	1	28t	3	0	0	0

Additional Stats: Special Teams Tackles: 4. Touchdowns: 1, 28-yard INT return.

COLEMAN'S NFL RECORD

Club	G/S	Tackles			Sacks		Interceptions								
		Tkl	So	Ast	QB	Yds	No	Yds	Avg	LG	TD	PD	FF	FR	Yds
2015 New England	10/2	21	17	4	0.0	0.0	0	0	0.0	0	0	5	0	1	0
2016 New England	10/1	8	8	0	0.0	0.0	0	0	0.0	0	0	3	0	0	0
2017 Seattle	7/2	10	9	1	0.5	3.0	1	28	28.0	28t	1	11	0	1	0
NFL TOTALS	27/5	39	34	5	0.5	3.0	1	28	28.0	28t	1	11	0	1	0

POSTSEASON

Club	G/S	Tackles			Sacks		Interceptions								
		Tkl	So	Ast	QB	Yds	No	Yds	Avg	LG	TD	PD	FF	FR	Yds
2015 New England	2/0	7	7	0	0.0	0.0	0	0	0.0	0	0	2	0	0	0
NFL TOTALS	2/0	7	7	0	0.0	0.0	0	0	0.0	0	0	2	0	0	0


COLEMAN'S SINGLE-GAME HIGHS

Tackles: 5, vs. Miami (10/29/15)
Sacks: 0.5, vs. Houston (10/29/17)
INT: 1, vs. Indianapolis (10/1/17)

FF: None
FR: 1, at N.Y. Giants (11/15/15)
TDs: 1, vs. Indianapolis (10/1/17) INT

ADDITIONAL STATS

Special Teams Tackles: 2017 (4); **Career:** 4.



84

AMARA DARBOH

WIDE RECEIVER

Height	6-2
Weight	219
College	Michigan
NFL Seasons	Rookie
Born	February 1, 1994
Hometown	West Des Moines, Iowa
Pronunciation	uh-MAR-uh DAR-bo

DARBOH'S 2017 SEASON

at GB (9/10): Saw action at WR and had one target. SF (9/17): Recorded first-career reception.

2017	Opponent	No	Yds	Avg	LG	TD
09/10	at Green Bay	0	0	0.0	0	0
09/17	San Francisco	1	16	16.0	16	0
09/24	at Tennessee	0	0	0.0	0	0
10/01	Indianapolis	2	10	5.0	5	0
10/08	at L.A. Rams	0	0	0.0	0	0
10/22	at N.Y. Giants	2	29	14.5	16	0
10/29	Houston	0	0	0.0	0	0
TOTALS (7/0)		5	55	11.0	16	0



6

AUSTIN DAVIS

QUARTERBACK

Height	6-2
Weight	221
College	Southern Mississippi
Seasons	NFL 6th, Seahawks 1st
Born	June 2, 1989
Hometown	Collinsville, Miss.

DAVIS' 2017 SEASON

at GB (9/10): Did not play. SF (9/17): Did not play. at Ten (9/24): Did not play. Indy (10/1): Did not play. at LA (10/8): Did not play. at NYG (10/22): Saw action in first game of season on the game's final play, a kneel down. Hou (10/29): Did not play.

2017		PASSING										
Date	Opponent	P/S	Att	Com	Yds	Pct	TD	Int	LG	Sacked	W/L	Rating
Games 1-5		0/0	Did Not Play									
10/22	at N.Y. Giants	1/0	0	0	0	0.0	0	0	0	0/0		0.0
10/29	Houston	0/0	Did Not Play									
TOTALS		(1/0)	0	0	0	0.0	0	0	0	0/0		0.0

W/L record reflects games started only

2017		RUSHING						
Date	Opponent	P/S	Att	Yds	Avg	LG	TD	
Games 1-5		0/0	Did Not Play					
10/22	at N.Y. Giants	1/0	1	-1	-1.0	-1	0	
10/29	Houston	0/0	Did Not Play					
TOTALS		1/0	1	-1	-1.0	-1	0	

A. DAVIS' NFL RECORD

		PASSING										
Year	Club	G/S	Att	Comp	Yds	Pct	TD	Int	LG	Sacked	Rate	
2012	St. Louis	0/0	0	0	0	0.0	0	0	0	0/0	0.0	
2013	St. Louis	0/0	0	0	0	0.0	0	0	0	0/0	0.0	
2014	St. Louis	10/8	284	180	2,001	63.4	12	9	59t	29/179	85.1	
2015	Cleveland	3/2	94	56	547	59.6	1	3	42t	11/96	66.2	
2016	Denver	0/0	0	0	0	0.0	0	0	0	0/0	0.0	
2017	Seattle	1/0	0	0	0	0.0	0	0	0	0/0	0.0	
NFL TOTALS		14/10	378	236	2,548	62.4	13	12	59t	40/275	80.4	

		RUSHING						
Year	Club	G/S	Att	Yds	Avg	LG	TD	
2012	St. Louis	0/0	0	0	0.0	0	0	
2013	St. Louis	0/0	0	0	0.0	0	0	
2014	St. Louis	10/8	16	36	2.3	12	0	
2015	Cleveland	3/2	7	33	4.7	17	0	
2016	Denver	0/0	0	0	0.0	0	0	
2017	Seattle	1/0	1	-1	-1.0	-1	0	
NFL TOTALS		14/10	24	68	2.8	17	0	

A. DAVIS' SINGLE-GAME HIGHS

Attempts:	49 at Philadelphia	(10/5/14)
Completions:	30 vs. Dallas	(9/21/14)
Completion %:*	85.0 vs. Seattle (17/20)	(10/19/14)
Yards:	375 at Philadelphia	(10/5/14)
Longest, No TD:	43, 2 Times, Last at Kansas City	(10/26/14)
Longest TD:	59 at Arizona	(11/9/14)
Most TDs:	3, 2 Times, Last at Philadelphia	(10/5/14)
Highest Pass Rating (Home):	132.3 vs. Seattle	(10/19/14)
Highest Pass Rating (Away):	103.7 at Philadelphia	(10/5/14)
Interceptions:	2, 4 Times, Last vs. Pittsburgh	(1/3/16)
Rushes:	3, 4 Times Last vs. Pittsburgh	(1/3/16)
Rushing Yds.:	30 at Philadelphia	(10/5/14)
Longest Rush:	17 vs. Pittsburgh	(1/3/16)
Rushing TD:	None	

A. DAVIS' GAME-BY-GAME

2012		PASSING										
Date	Opponent	P/S	Att	Com	Yds	Pct	TD	Int	LG	Sacked	W/L	Rating
9/9	at Detroit	Did Not Play										
Games 2-16		Inactive										
TOTALS		(0/0)	0	0	0	0.0	0	0	0	0/0	0-0	0.0

W/L record reflects games started only

2013		PASSING										
Date	Opponent	P/S	Att	Com	Yds	Pct	TD	Int	LG	Sacked	W/L	Rating
Games 1-7		Not with a team										
Games 8-16		Did Not Play										
TOTALS		(0/0)	0	0	0	0.0	0	0	0	0/0	0-0	0.0

W/L record reflects games started only

2014		PASSING										
Date	Opponent	P/S	Att	Com	Yds	Pct	TD	Int	LG	Sacked	W/L	Rating
09/07	Minnesota	1/0	23	16	192	69.6	0	1	28	4/21		76.7
09/14	at Tampa Bay	1/1	29	22	235	75.9	0	0	27	2/15	W	99.1
09/21	Dallas	1/1	42	30	327	71.4	3	2	51t	0/0	L	98.0
10/05	at Philadelphia	1/1	49	29	375	59.2	3	0	43	4/34	L	103.7
10/13	San Francisco	1/1	42	21	236	50.0	1	1	39	5/20	L	65.2
10/19	Seattle	1/1	20	17	155	85.0	2	0	30	0/0	W	132.3
10/26	at Kansas City	1/1	25	15	160	60.0	1	1	43	7/44	L	75.4
11/02	at San Francisco	1/1	24	13	105	54.2	1	2	21t	1/3	W	44.6
11/09	at Arizona	1/1	30	17	216	56.7	1	2	59t	6/42	L	62.6
11/30	Oakland	1/0	0	0	0	0.0	0	0	0	0/0		0.0
TOTALS		(10/8)	284	180	2,001	63.4	12	9	59t	29/179	3-5	85.1

W/L record reflects games started only

2014		RUSHING						
Date	Opponent	P/S	Att	Yds	Avg	LG	TD	
09/07	Minnesota	1/0	1	0	0.0	0	0	
09/14	at Tampa Bay	1/1	1	0	0.0	0	0	
09/21	Dallas	1/1	2	-1	-0.5	0	0	
10/05	at Philadelphia	1/1	3	30	10.0	12	0	
10/13	San Francisco	1/1	1	-1	-1.0	-1	0	
10/19	Seattle	1/1	2	-2	-1.0	-1	0	
10/26	at Kansas City	1/1	1	1	1.0	1	0	
11/02	at San Francisco	1/1	2	9	4.5	10	0	
11/09	at Arizona	1/1	3	0	0.0	3	0	
11/30	Oakland	1/0	0	0	0.0	0	0	
TOTALS		(10/8)	16	36	2.3	12	0	

A. DAVIS' GAME-BY-GAME

2015

PASSING

Date	Opponent	P/S	Att	Com	Yds	Pct	TD	Int	LG	Sacked	W/L	Rating
11/30	Baltimore	1/0	10	7	77	70.0	1	0	42t	1/8		125.8
12/06	Cincinnati	1/1	38	25	230	65.8	0	1	24	3/25	L	71.2
01/03/16	Pittsburgh	1/1	46	24	240	52.2	0	2	42	7/63	L	49.2
TOTALS		(3/2)	94	56	547	59.6	1	3	42t	11/96	0-2	66.2

W/L record reflects games started only

2015

RUSHING

Date	Opponent	P/S	Att	Yds	Avg	LG	TD
11/30	Baltimore	1/0	1	7	7.0	7	0
12/06	Cincinnati	1/1	3	4	1.3	8	0
1/3/16	Pittsburgh	1/1	3	22	7.3	17	0
TOTALS		(3/2)	7	33	4.7	17	0



93

DWIGHT FREENEY

DEFENSIVE END

Height	6-1
Weight	268
College	Syracuse
Seasons	NFL 16th, Seahawks 1st
Born	February 19, 1980
Hometown	Hartford, Conn.

FREENEY'S 2017 SEASON

Signed as a free agent with Seattle on October 24. **Hou (10/29)**: Split a sack with Sheldon Richardson in first game with Seattle.

FREENEY'S 2017 GAME-BY-GAME

Game	G/S	T	S	A	QB	Yds.	QH	Int.	Yds.	PD	FF	FR	Yds.
Hou (10/29)	1/0	1	0	1	0.5	3.0	1	0	0	0	0	0	0
Totals	1/0	1	0	1	0.5	3.0	1	0	0	0	0	0	0

FREENEY'S NFL RECORD

Club	G/S	Tackles			Sacks		Interceptions							FF	FR	Yds
		Tkl	So	Ast	QB	Yds	No	Yds	Avg	LG	TD	PD				
2002 Indianapolis	16/8	46	45	1	13.0	92.0	0	0	0.0	0	0	1	9	1	0	
2003 Indianapolis	15/13	32	28	4	11.0	89.0	0	0	0.0	0	0	1	4	2	0	
2004 Indianapolis	16/16	36	33	3	16.0	120.0	0	0	0.0	0	0	3	4	0	0	
2005 Indianapolis	16/13	35	30	5	11.0	71.5	0	0	0.0	0	0	3	6	0	0	
2006 Indianapolis	16/16	29	26	3	5.5	35.5	0	0	0.0	0	0	2	4	0	0	
2007 Indianapolis	9/9	21	18	3	3.5	15.5	0	0	0.0	0	0	0	4	0	0	
2008 Indianapolis	15/14	28	24	4	10.5	78.5	0	0	0.0	0	0	0	4	0	0	
2009 Indianapolis	14/9	24	19	5	13.5	95.5	0	0	0.0	0	0	1	1	0	0	
2010 Indianapolis	16/16	25	21	4	10.0	74.0	0	0	0.0	0	0	2	5	0	0	
2011 Indianapolis	16/15	19	13	6	8.5	87.5	0	0	0.0	0	0	0	2	0	0	
2012 Indianapolis	14/14	12	10	2	5.0	24.0	0	0	0.0	0	0	1	1	0	0	
2013 San Diego	4/4	2	1	1	0.5	5.5	0	0	0.0	0	0	0	0	0	0	
2014 San Diego	16/9	10	6	4	3.5	35.0	0	0	0.0	0	0	1	0	1	0	
2015 Arizona	11/0	9	8	1	8.0	76.0	0	0	0.0	0	0	0	3	0	0	
2016 Atlanta	15/1	10	7	3	3.0	23.0	0	0	0.0	0	0	0	0	0	0	
2017 Seattle	1/0	1	0	1	0.5	3.0	0	0	0.0	0	0	0	0	0	0	
NFL TOTALS	210/157	289	239	50	123.0	925.5	0	0	0.0	0	0	15	47	4	0	

POSTSEASON

Club	G/S	Tackles			Sacks		Interceptions							FF	FR	Yds
		Tkl	So	Ast	QB	Yds	No	Yds	Avg	LG	TD	PD				
2002 Indianapolis	1/1	7	7	0	1.0	5.0	0	0	0.0	0	0	0	0	0	0	0
2003 Indianapolis	3/3	5	5	0	1.0	0.0	0	0	0.0	0	0	0	1	0	0	0
2004 Indianapolis	2/2	3	2	1	1.0	9.0	0	0	0.0	0	0	0	0	0	0	0
2005 Indianapolis	1/1	1	1	0	1.0	4.0	0	0	0.0	0	0	1	0	0	0	0
2006 Indianapolis	4/4	5	4	1	2.0	18.0	0	0	0.0	0	0	0	1	1	0	0
2008 Indianapolis	1/1	2	2	0	2.0	14.0	0	0	0.0	0	0	0	0	0	0	0
2009 Indianapolis	3/3	8	4	4	1.0	7.0	0	0	0.0	0	0	0	0	0	0	0
2010 Indianapolis	1/1	4	3	1	0.0	0.0	0	0	0.0	0	0	0	0	0	0	0
2012 Indianapolis	1/1	0	0	0	0.0	0.0	0	0	0.0	0	0	0	0	0	0	0
2015 Arizona	2/0	1	1	0	1.0	10.0	0	0	0.0	0	0	0	0	0	0	0
2016 Atlanta	3/2	2	1	1	1.0	5.0	0	0	0.0	0	0	0	0	0	0	0
NFL TOTALS	22/19	38	30	8	11.0	72.0	0	0	0.0	0	0	1	2	1	0	

FREENEY'S SINGLE-GAME HIGHS

Tackles: 9, at Cleveland (12/15/02) **FF:** 3, 2 Times, Last vs. Cincinnati (12/18/06)
Sacks: 3, 6 Times, Last vs. Green Bay (12/27/15) **FR:** 1, 4 Times, Last at Arizona (9/8/14)
INT: None



52

TERENCE GARVIN

LINEBACKER

Height 6-3
Weight 235
College West Virginia
Seasons NFL 5th, Seahawks 1st
Born January 1, 1991
Hometown Upper Marlboro, Md.

GARVIN'S 2017 SEASON

at GB (9/10): Started first game for Seattle and had three tackles, including a sack - first solo sack of his career. **SF (9/17):** Inactive (shoulder). **at Ten (9/24):** Saw action on special teams. **Indy (10/1):** Saw action on special teams and at LB in goal line. Assisted on one tackle. **at LA (10/8):** Had one special teams tackle. **at NYG (10/22):** Had a special teams tackle.

GARVIN'S 2017 GAME-BY-GAME

Game	G/S	T	S	A	QB	Yds.	QH	Int.	Yds.	PD	FF	FR	Yds.
at GB (9/10)	1/1	3	1	2	1.0	6.0	2	0	0	0	0	0	0
SF (9/17)	0/0	Inactive (shoulder)											
at Ten (9/24)	1/0	Special Teams Only											
Indy (10/1)	1/0	1	0	1	0.0	0.0	0	0	0	0	0	0	0
at LA (10/8)	1/0	Special Teams Only											
at NYG (10/22)	1/0	Special Teams Only											
Hou (10/29)	1/0	Special Teams Only											
Totals	6/1	4	1	3	1.0	6.0	2	0	0	0	0	0	0

Additional Stats: Special teams tackles: 2.

GARVIN'S NFL RECORD

Club	G/S	Tackles			Sacks		Interceptions							FF	FR	Yds
		Tkl	So	Ast	QB	Yds	No	Yds	Avg	LG	TD	PD				
2013 Pittsburgh	15/1	2	2	0	0.0	0.0	0	0	0.0	0	0	0	0	0	0	0
2014 Pittsburgh	16/0	0	0	0	0.0	0.0	0	0	0.0	0	0	0	0	0	0	0
2015 Pittsburgh	12/0	0	0	0	0.0	0.0	0	0	0.0	0	0	0	0	0	0	0
2016 Washington	16/0	8	6	2	0.5	4.0	0	0	0.0	0	0	0	0	0	0	0
2017 Seattle	6/1	4	1	3	1.0	6.0	0	0	0.0	0	0	0	0	0	0	0
NFL TOTALS	65/2	14	9	5	1.5	10.0	0	0	0.0	0	0	0	0	0	0	0

POSTSEASON

Club	G/S	Tackles			Sacks		Interceptions							FF	FR	Yds
		Tkl	So	Ast	QB	Yds	No	Yds	Avg	LG	TD	PD				
2014 Pittsburgh	1/0	0	0	0	0.0	0.0	0	0	0.0	0	0	0	0	0	0	0
2015 Pittsburgh	2/0	0	0	0	0.0	0.0	0	0	0.0	0	0	0	0	0	0	0
NFL TOTALS	3/0	0	0	0	0.0	0.0	0	0	0.0	0	0	0	0	0	0	0

GARVIN'S SINGLE-GAME HIGHS

Tackles: 5, at Chicago (12/24/16) **FF:** None
Sacks: 1, at Green Bay (9/10/17) **FR:** None
INT: None

ADDITIONAL STATS

Special Teams Tackles: 2013 (9), 2014 (15), 2015 (9), 2016 (8), 2017 (2); **Career:** (43).



63

MARK GLOWINSKI

GUARD

Height	6-4
Weight	310
College	West Virginia
Seasons	NFL 3rd, Seahawks 3rd
Born	May 3, 1992
Hometown	Wilkes-Barre, Pa.

GLOWINSKI'S 2017 SEASON

at **GB (9/10)**: Started at RG. **SF (9/17)**: Started at RG. at **Ten (9/24)**: Inactive. **Indy (10/1)**: Inactive. at **LA (10/8)**: Inactive. at **NYG (10/22)**: Split time at LG with Ethan Pocic in place of Luke Joeckel (knee). **Hou (10/29)**: Saw action on special teams.

GLOWINSKI'S NFL RECORD

Year	Team	GP/GS	Postseason
2015	Seattle	9/1	0/0
2016	Seattle	16/16	2/2
2017	Seattle	4/2	
NFL TOTALS		29/19	2/2



88

JIMMY GRAHAM

TIGHT END

Height	6-7
Weight	265
College	Miami (Fla.)
Seasons	NFL 8th, Seahawks 3rd
Born	November 24, 1986
Hometown	Goldsboro, N.C.

GRAHAM'S 2017 SEASON

at **GB (9/10)**: Had three receptions for 8 yards. Reception total put him over 500 for his career. **SF (9/17)**: Did not start when team opened in 3-WR set. at **Ten (9/24)**: Finished second on team with seven receptions for 72 yards. at **LA (10/8)**: Led team with six catches for 37 yards, including a 4-yard TD. at **NYG (10/22)**: Had three receptions for 51 yards and a TD. **Hou (10/29)**: Had two TDs for the fourth time of his career. Both TDs came in the fourth quarter, including the game-winner on an 18-yard strike with :21 remaining in the game.

2017	Opponent	No	Yds	Avg	LG	TD
09/10	at Green Bay	3	8	2.7	6	0
09/17	San Francisco	1	1	1.0	1	0
09/24	at Tennessee	7	72	10.3	26	0
10/01	Indianapolis	4	61	15.3	33	0
10/08	at L.A. Rams	6	37	6.2	9	1
10/22	at N.Y. Giants	3	51	17.0	29	1
10/29	Houston	4	39	9.8	18t	2
TOTALS (7/6)		28	269	9.6	33	4

GRAHAM'S NFL RECORD

Year	Club	G/S	Receiving				Rushing					
			No	Yds	Avg	LG	TD	Att	Yds	Avg	LG	TD
2010	New Orleans	15/5	31	356	11.5	52	5	1	3	3.0	3	0
2011	New Orleans	16/11	99	1,310	13.2	59	11	0	0	0.0	0	0
2012	New Orleans	15/9	85	982	11.6	46	9	0	0	0.0	0	0
2013	New Orleans	16/12	86	1,215	14.1	56t	16	0	0	0.0	0	0
2014	New Orleans	16/13	85	889	10.5	29	10	0	0	0.0	0	0
2015	Seattle	11/11	48	605	12.6	45	2	0	0	0.0	0	0
2016	Seattle	16/15	65	923	14.2	42	6	1	0	0.0	0	0
2017	Seattle	7/6	28	269	9.6	33	4	0	0	0.0	0	0
NFL TOTALS		112/82	527	6,549	12.5	59	63	2	3	1.5	0	0
POSTSEASON												
Year	Club	G/S	Receiving				Rushing					
			No	Yds	Avg	LG	TD	Att	Yds	Avg	LG	TD
2011	New Orleans	2/2	12	158	13.2	66t	3	0	0	0.0	0	0
2013	New Orleans	2/1	4	52	13.0	21	0	0	0	0.0	0	0
2015	Seattle	Injured Reserve (knee)										
2016	Seattle	2/2	6	59	9.8	14	1	0	0	0.0	0	0
NFL TOTALS		6/5	22	269	12.2	66t	4	0	0	0.0	0	0

GRAHAM'S SINGLE-GAME HIGHS

Most Receptions: 10, 5 Times, Last vs. SF (11/9/14) **Most Receiving Yards:** 179, at Tampa Bay (9/15/13)
Longest Reception: 59, at Jacksonville (10/2/11) **Most TDs:** 2, 14 Times, Last vs. Houston (10/29/17)

ADDITIONAL STATS

Special Teams: 2010: Tackles (1). **Career:** Tackles 1.

100-YARD RECEIVING GAMES (17)

Yards	Opponent	Date	Rec.	Avg.	LG	TD
179	Tampa Bay	9/15/13	10	17.9	56t	1
146	Atlanta	11/11/12	7	20.9	46	2
140	Carolina	10/18/15	8	17.5	45	0
135	at Chicago	10/6/13	10	13.5	38	0
134	Arizona	9/22/13	9	14.9	29	2
132	at Jacksonville	10/2/11	10	13.2	59	1
129	at Carolina	10/9/11	8	16.1	30	0
124	at Tampa Bay	10/16/11	7	17.7	43	0
118	at Cleveland	9/16/14	10	11.8	23	2
115	Carolina	12/30/12	9	12.8	27	1
115	at N.Y. Jets	11/3/13	9	12.9	51t	2
113	at N.Y. Jets	10/2/16	6	18.8	27	0
103	Buffalo	11/7/16	8	12.9	18t	2
100	Houston	9/25/11	4	25.0	32	1
100	Miami	9/30/13	4	25.0	43t	2
100	at Atlanta	11/21/13	5	20.0	44t	1
100	San Francisco	9/25/16	6	16.7	40	1

GRAHAM'S GAME-BY-GAME RECEIVING

2010	Opponent	No	Yds	Avg	LG	TD	2011	Opponent	No	Yds	Avg	LG	TD
9/9	Minnesota		Did Not Play				9/8	at Green Bay	4	56	14.0	21	1
9/20	at San Francisco	0	0	0.0	0	0	9/18	Chicago	6	79	13.2	31	0
9/26	Atlanta	0	0	0.0	0	0	9/25	Houston	4	100	25.0	32	1
10/3	Carolina	0	0	0.0	0	0	10/2	at Jacksonville	10	132	13.2	59	1
10/10	at Arizona	0	0	0.0	0	0	10/9	at Carolina	8	129	16.1	30	0
10/17	at Tampa Bay	1	11	11.0	11	0	10/16	at Tampa Bay	7	124	17.7	43	0
10/24	Cleveland	4	38	9.5	14	0	10/23	Indianapolis	6	54	9.0	16	2
10/31	Pittsburgh	0	0	0.0	0	0	10/30	at St. Louis	4	39	9.8	13	0
11/7	at Carolina	3	49	16.3	19t	1	11/6	Tampa Bay	6	78	13.0	23	0
11/21	Seattle	5	72	14.4	27	0	11/13	at Atlanta	7	82	11.7	29	1
11/25	at Dallas	3	23	7.7	14	0	11/28	N.Y. Giants	5	84	16.8	29t	2
12/5	at Cincinnati	3	72	24.0	52	0	12/4	Detroit	8	89	11.1	16	0
12/12	St. Louis	1	21	21.0	21	0	12/11	at Tennessee	5	55	11.0	33	0
12/19	at Baltimore	5	29	5.8	18t	2	12/18	at Minnesota	7	70	10.0	18	1
12/27	at Atlanta	4	26	6.5	10	1	12/26	Atlanta	4	42	10.5	17	1
1/2/11	Tampa Bay	2	15	7.5	11	1	1/1/12	Carolina	8	97	12.1	29	1
TOTALS (15/5)		31	356	11.5	52	5	TOTALS (16/11)	99	1310	13.2	59	11	
							1/7	Detroit	7	55	7.9	14	1
							1/14	at San Francisco	5	103	20.6	66t	2
							PLAYOFF TOTALS (2/2)	12	158	13.2	66t	3	

2012	Opponent	No	Yds	Avg	LG	TD	2013	Opponent	No	Yds	Avg	LG	TD
9/9	Washington	6	85	14.2	23	1	9/8	Atlanta	4	45	11.3	21	1
9/16	at Carolina	7	71	10.1	17	1	9/15	at Tampa Bay	10	179	17.9	56t	1
9/23	Kansas City	4	16	4.0	7	1	9/22	Arizona	9	134	14.9	29	2
9/30	at Green Bay	7	76	10.9	24	0	9/30	Miami	4	100	25.0	43t	2
10/7	San Diego	1	4	4.0	4	0	10/6	at Chicago	10	135	13.5	38	0
10/21	at Tampa Bay		Inactive (ankle)				10/13	at New England	0	0	0.0	0	0
10/28	at Denver	5	63	12.6	20	1	10/27	Buffalo	3	37	12.3	15t	2
11/5	Philadelphia	8	72	9.0	17	1	11/3	at N.Y. Jets	9	116	12.9	51t	2
11/11	Atlanta	7	146	20.9	46	2	11/10	Dallas	5	59	11.8	26	0
11/18	at Oakland	6	29	4.8	10	1	11/17	San Francisco	6	41	6.8	13	0
11/25	San Francisco	4	33	8.3	12	0	11/21	at Atlanta	5	100	20.0	44t	1
11/29	at Atlanta	4	59	14.8	25	0	12/2	at Seattle	3	42	14.0	20	1
12/9	at N.Y. Giants	5	56	11.2	27	0	12/8	Carolina	6	58	9.7	22	2
12/16	Tampa Bay	5	69	13.8	24	0	12/15	at St. Louis	2	25	12.5	13	0
12/23	at Dallas	7	88	12.6	26	0	12/22	at Carolina	5	73	14.6	46	1
12/30	Carolina	9	115	12.8	27	1	12/29	Tampa Bay	5	71	14.2	33	1
TOTALS (15/9)		85	982	11.6	46	9	TOTALS (16/12)	86	1215	14.1	56t	16	

1/4	at Philadelphia	3	44	14.7	21	0
1/8	at Seattle	1	8	8.0	8	0
PLAYOFF TOTALS (2/1)	4	52	13.0	21	0	

2014	Opponent	No	Yds	Avg	LG	TD	2015	Opponent	No	Yds	Avg	LG	TD
9/7	at Atlanta	8	82	10.3	17	0	9/13	at St. Louis	6	51	8.5	19	1
9/14	at Cleveland	10	118	11.8	23	2	9/20	at Green Bay	1	11	11.0	11	0
9/21	Minnesota	6	54	9.0	15	0	9/27	Chicago	7	83	11.9	30t	1
9/28	at Dallas	8	86	10.8	17	1	10/5	Detroit	4	29	7.3	13	0
10/5	Tampa Bay	2	36	18.0	23	0	10/11	at Cincinnati	3	30	10.0	22	0
10/19	at Detroit	0	0	0.0	0	0	10/18	Carolina	8	140	17.5	45	0
10/26	Green Bay	5	59	11.8	22t	1	10/22	at San Francisco	2	31	15.5	23	0
10/30	at Carolina	7	83	11.9	27	1	11/1	at Dallas	7	75	10.7	19	0
11/9	San Francisco	10	76	7.6	15	2	11/15	Arizona	3	41	13.7	30	0
11/16	Cincinnati	3	29	9.7	13	0	11/22	San Francisco	3	39	13.0	20	0
11/24	Baltimore	6	47	7.8	11	2	11/29	Pittsburgh	4	75	18.8	36	0
11/30	at Pittsburgh	0	0	0.0	0	0	TOTALS (11/11)	48	605	12.6	45	2	
12/7	Carolina	3	25	8.3	10	0							
12/15	at Chicago	5	87	17.4	29	0							
12/21	Atlanta	6	53	8.8	15	1							
12/28	at Tampa Bay	6	54	9.0	14	0							
TOTALS (16/13)		85	889	10.5	29	10							

2016	Opponent	No	Yds	Avg	LG	TD
09/11	Miami	1	11	11.0	11	0
09/18	at L.A. Rams	3	42	14.0	17	0
09/25	San Francisco	6	100	16.7	40	1
10/02	at N.Y. Jets	6	113	18.8	27	0
10/16	Atlanta	6	89	14.8	25	0
10/23	at Arizona	5	53	10.6	14	0
10/30	at New Orleans	3	34	11.3	15	0
11/7	Buffalo	8	103	12.9	18t	2
11/13	at New England	4	48	12.0	19	0
11/20	Philadelphia	3	46	15.3	35t	1
11/27	at Tampa Bay	6	67	11.2	21	0
12/4	Carolina	6	63	10.5	18	1
12/11	at Green Bay	1	16	16.0	16	0
12/15	L.A. Rams	1	31	31.0	31	0
12/24	Arizona	2	43	21.4	37t	1
1/1/17	at San Francisco	4	64	16.0	42	0
TOTALS (16/15)		65	923	14.2	42	6
1/7	Detroit	3	37	12.3	14	0
1/14	at Atlanta	3	22	7.3	11	1
TOTALS (2/2)		6	59	9.8	14	1



26

SHAQUILL GRIFFIN

CORNERBACK

Height	6-0
Weight	198
College	Central Florida
NFL Seasons	Rookie
Born	July 20, 1995
Hometown	St. Petersburg, Fla.

GRIFFIN'S 2017 SEASON

at GB (9/10): Saw first NFL action in nickel, but was forced to play CB in base after starter Jeremy Lane was ejected. Had 10 solo stops and a pass defended. **SF (9/17):** Saw action in nickel but did not record a tackle. **Indy (10/1):** Helped limit the Colts to zero passing yards in the second half. **at LA (10/8):** Made first-career start in place of Lane (groin).

GRIFFIN'S 2017 GAME-BY-GAME

Game	G/S	T	S	A	QB	Yds.	QH	Int.	Yds.	PD	FF	FR	Yds.
at GB (9/10)	1/0	10	10	0	0.0	0.0	0	0	0	1	0	0	0
SF (9/17)	1/0	0	0	0	0.0	0.0	0	0	0	0	0	0	0
atTen (9/24)	1/0	4	2	2	0.0	0.0	0	0	0	0	0	0	0
Indy (10/1)	1/0	5	3	2	0.0	0.0	0	0	0	1	0	0	0
at LA (10/8)	1/1	6	6	0	0.0	0.0	0	0	0	1	0	0	0
at NYG (10/22)	1/1	3	3	0	0.0	0.0	0	0	0	3	0	0	0
Hou (10/29)	1/1	3	3	0	0.0	0.0	0	0	0	2	0	0	0
Totals	7/3	31	27	4	0.0	0.0	0	0	0	8	0	0	0

Additional Stats: Special Teams Tackles: 1.



42

DELANO HILL

SAFETY

Height	6-1
Weight	216
College	Michigan
NFL Seasons	Rookie
Born	November 26, 1995
Hometown	Detroit, Mich.
Pronunciation	duh-LAY-no

HILL'S 2017 SEASON

at GB (9/10): Inactive. **SF (9/17):** Saw action in first-career game on special teams. **at Ten (9/24):** Saw action on special teams. **Indy (10/1):** Saw action on special teams and had two stops. **at LA (10/8):** Saw action on special teams. **at NYG (10/22):** Saw action on special teams.

HILL'S 2017 GAME-BY-GAME

Game	G/S	T	S	A	QB	Yds.	QH	Int.	Yds.	PD	FF	FR	Yds.
at GB (9/10)		Inactive											
SF (9/17)	1/0	Special Teams Only											
atTen (9/24)	1/0	Special Teams Only											
Indy (10/1)	1/0	Special Teams Only											
at LA (10/8)	1/0	Special Teams Only											
at NYG (10/22)	1/0	Special Teams Only											
Hou (10/29)	1/0	Special Teams Only											
Totals	6/0	0	0	0	0.0	0.0	0	0	0	0	0	0	0

Additional Stats: Special Teams Tackles: 2



76

GERMAIN IFEDI

GUARD/TACKLE

Height	6-5
Weight	325
College	Texas A&M
Seasons	NFL 2nd, Seahawks 2nd
Born	June 2, 1994
Hometown	Houston, Texas
Pronunciation	Jermaine ih-FEH-dee

IFEDI'S 2017 SEASON

at GB (9/10): Started at RT. SF (9/17): Started at RT. at Ten (9/24): Started at RT. Indy (10/1): Started at RT and helped lead team to 477 total yards, including a season high 194 rushing yards. Hou (10/29): Helped protect Russell Wilson allowing him to set a franchise record with 452 passing yards and the team total a season-high 479 total yards.

IFEDI'S NFL RECORD

Year	Team	GP/GS	Postseason
2016	Seattle	13/13	2/2
2017	Seattle	7/7	
NFL TOTALS		20/20	2/2



93

BRANDEN JACKSON

DEFENSIVE END

Height	6-4
Weight	273
College	Texas Tech
Seasons	NFL 2nd, Seahawks 1st
Born	November 11, 1992
Hometown	McKeesport, Pa.

NFL TRANSACTIONS:

05/16/16: Signed with Oakland as undrafted FA
 09/03/16: Waived by Oakland
 09/04/16: Signed to Oakland PS
 12/03/16: Signed to Oakland 53-man roster
 09/02/17: Waived by Oakland
 09/26/17: Signed to Seattle PS
 10/07/17: Signed to Seattle 53-man roster

NFL CAREER HIGHLIGHTS:

- Originally signed by Oakland as a free agent on May 16, 2016, after participating on a tryout basis at the team's rookie minicamp. Was waived following training camp and signed to their practice squad. Signed to active roster on December 3, 2016.
- Saw action in three games with Oakland in 2016 totalling two tackles after spending the first 11 games on the Raiders practice squad. Was inactive the final two games of the season.

COLLEGE: Played four years at Texas Tech, seeing action in 51 career games with 38 starts. Totaled 138 career tackles (97 solo), 11 sacks, three forced fumbles, two fumble recoveries and seven passes defended. As a senior, played in 13 games with 11 starts and totaled 31 tackles (24

with two sacks, one forced fumble and one pass defended. As a junior, started all 12 games in which he appeared and recorded 44 tackles (27) and set career highs with five sacks, 10.5 tackles for loss and two fumble recoveries. Also notched two passes defended and one forced fumble. As a sophomore, started all 13 games. Notched 44 tackles (29), nine tackles for loss, four sacks and three passes defended. As a redshirt freshman, played in 13 games and credited with 19 tackles (17), one forced fumble and one pass defended. Redshirted as a true freshman.

PERSONAL: Attended McKeesport (Pa.) High School. Named a four-star prospect by Scout.com and Named a three-star prospect by Rivals.com and ESPN.com. Ranked by Rivals.com as the No. 29 strong-side defensive end in the nation and ranked by Scout.com as the No. 9 outside linebacker in the nation. Tabbed by ESPN.com as the No. 40 outside linebacker in the nation. PrepStar All-East Team selection and SuperPrep's No. 51 All-American defensive lineman. Led team to a league championship and named first-team all-conference. Also lettered in basketball.

B. JACKSON'S NFL RECORD

Club	G/S	Tackles			Sacks		Interceptions										
		Tkl	So	Ast	QB	Yds	No	Yds	Avg	LG	TD	PD	FF	FR	Yds		
2016 Oakland	3/0	2	1	1	0.0	0.0	0	0	0.0	0	0	0	0	0	0	0	0
2017 Seattle	3/0	1	1	0	0.0	0.0	0	0	0.0	0	0	0	0	0	0	0	0
NFL TOTALS	6/0	3	2	1	0.0	0.0	0	0	0.0	0	0	0	0	0	0	0	0

B. JACKSON'S SINGLE-GAME HIGHS

Tackles: 2, vs. Buffalo (12/4/16)
 Sacks: None
 INT: None

FF: None
 FR: None

B. JACKSON'S 2017 SEASON

Signed from practice squad to active roster on October 7. **at LA (10/8)**: Saw action in first game for Seattle at DE.

B. JACKSON'S 2017 GAME-BY-GAME

Game	G/S	T	S	A	QB	Yds.	QH	Int.	Yds.	PD	FF	FR	Yds.
Indy (10/1)		Practice Squad											
at LA (10/8)	1/0	0	0	0	0.0	0.0	0	0	0	0	0	0	0
at NYG (10/22)	1/0	1	1	0	0.0	0.0	0	0	0	0	0	0	0
Hou (10/29)	1/0	0	0	0	0.0	0.0	0	0	0	0	0	0	0
Totals	3/0	1	1	0	0.0	0.0	0	0	0	0	0	0	0



78

LUKE JOECKEL

GUARD/TACKLE

Height	6-6
Weight	307
College	Texas A&M
Seasons	NFL 5th, Seahawks 1st
Born	November 6, 1991
Hometown	Arlington, Texas
Pronunciation	JOKE-ull

JOECKEL'S 2017 SEASON

at GB (9/10): Made first start with Seattle at LG. **SF (9/17)**: Started at LG. **at Ten (9/24)**: Started at LG. **Indy (10/1)**: Started at LG and helped lead team to 477 total yards, including a season high 194 rushing yards. **at NYG (10/22)**: Inactive (knee) after having surgery during the bye week. **Hou (10/29)**: Inactive (knee).

JOECKEL'S NFL RECORD

Year	Team	GP/GS	Postseason
2013	Jacksonville	5/5	-
2014	Jacksonville	16/16	-
2015	Jacksonville	14/14	-
2016	Jacksonville	4/4	-
2017	Seattle	5/5	-
NFL TOTALS		44/44	-



92

NAZAIR JONES

DEFENSIVE TACKLE

Height	6-5
Weight	304
College	North Carolina
NFL Seasons	Rookie
Born	December 13, 1994
Hometown	Roanoke Rapids, N.C.
Pronunciation	nah-ZAIR

JONES' 2017 SEASON

at GB (9/10): Saw first NFL action in defensive line rotation and intercepted Aaron Rodgers and returned it 64 yards for an apparent TD before a penalty negated the return. Also had one solo stop and a pass defensed. **Indy (10/1):** Assisted on two tackles, including first-career sack. Also had a pass defensed.

JONES' 2017 GAME-BY-GAME

Game	G/S	T	S	A	QB	Yds.	QH	Int.	Yds.	PD	FF	FR	Yds.
at GB (9/10)	1/0	1	1	0	0.0	0.0	0	1	24	1	0	0	0
SF (9/17)	1/0	0	0	0	0.0	0.0	0	0	0	0	0	0	0
at Ten (9/24)	1/0	1	1	0	0.0	0.0	0	0	0	0	0	0	0
Indy (10/1)	1/0	2	0	2	0.5	1.5	1	0	0	1	0	0	0
at LA (10/8)	1/0	3	2	1	0.0	0.0	0	0	0	0	0	0	0
at NYG (10/22)	1/0	0	0	0	0.0	0.0	0	0	0	1	0	0	0
Hou (10/29)	1/0	3	1	2	0.0	0.0	0	0	0	0	0	0	0
Totals	7/0	10	5	5	0.5	1.5	1	1	24	3	0	0	0



95

DION JORDAN

DEFENSIVE END

Height	6-6
Weight	275
College	Oregon
Seasons	NFL 4th, Seahawks 1st
Born	March 5, 1990
Hometown	Chandler, Ariz.

JORDAN'S 2017 SEASON

Began the season on NFI.

JORDAN'S NFL RECORD

Club	G/S	Tackles				Sacks		Interceptions										
		Tkl	So	Ast	QB	Yds	No	Yds	Avg	LG	TD	PD	FF	FR	Yds			
2013 Miami	16/0	24	18	6	2.0	18.0	0	0	0.0	0	0	2	0	0	0			
2014 Miami	10/1	13	13	0	1.0	7.0	0	0	0.0	0	0	1	0	0	0			
2015							Suspended by NFL											
2016 Miami	0/0						Reserve/Non-Football Injury List											
2017 Seattle	0/0																	
NFL TOTALS	26/1	37	31	6	3.0	25.0	0	0	0	0	0	3	0	0	0			

JORDAN'S SINGLE-GAME HIGHS

Tackles: 4 at Buffalo (12/22/13) **FF:** None
Sacks: 1.0 three times, last vs. Minnesota (12/21/14) **FR:** None
Int.: None



27

EDDIE LACY

RUNNING BACK

Height 5-11
Weight 250
College Alabama
Seasons NFL 5th, Seahawks 1st
Born June 2, 1990
Hometown Geismar, La.

LACY'S 2017 SEASON

at GB (9/10): Saw action in first game with Seattle against his former team the Packers. SF (9/17): Inactive. at Ten (9/24): Active, but did not play. Indy (10/1): Contributed to a team season-high 194 rushing yards with 11 carries for 52 yards. at LA (10/8): Started at RB. at NYG (10/22): Had 11 carries for 34 yards.

2017	Opponent	-----Rushing-----					-----Receiving-----					Total
		Att	Yds	Avg	LG	TD	Rec	Yds	Avg	LG	TD	
09/10	at Green Bay	5	3	0.6	6	0	0	0	0.0	0	0	3
09/17	San Francisco	Inactive										
09/24	at Tennessee	Did Not Play										
10/01	Indianapolis	11	52	4.7	19	0	0	0	0.0	0	0	52
10/08	at L.A. Rams	9	19	2.1	6	0	1	9	9.0	9	0	28
10/22	at N.Y. Giants	11	34	3.1	12	0	1	9	9.0	9	0	43
10/29	Houston	6	0	0.0	3	0	0	0	0.0	0	0	0
TOTALS (5/2)		42	108	2.6	19	0	2	18	9.0	9	0	126

LACY'S SINGLE-GAME HIGHS

Rushing	Receiving
Rush Attempts: 29 at Minnesota (10/27/13)	Most Rec.: 8 at New Orleans (10/26/14)
Rush Yards: 150 vs. Chicago (11/4/13)	Most Rec. Yards: 123 at New Orleans (10/26/14)
Longest Rush: 60 at Dallas (12/15/13)	Longest Reception: 67 at New Orleans (10/26/14)
Most Rush TDs: 2 twice, last vs. Minnesota (10/2/14)	Most Rec. TDs: 1 six times, last at Arizona (12/27/15)

LACY'S NFL RECORD

Year	Club	G/S	Rushing					Receiving				
			Att	Yds	Avg	LG	TD	No	Yds	Avg	LG	TD
2013	Green Bay	15/15	284	1,178	4.1	60	11	35	257	7.3	34	0
2014	Green Bay	16/16	246	1,139	4.6	44t	9	42	427	10.2	67	4
2015	Green Bay	15/12	187	758	4.1	29	3	20	188	9.4	28t	2
2016	Green Bay	5/5	71	360	5.1	31	0	4	28	7.0	17	0
2017	Seattle	5/2	42	108	2.6	19	0	2	18	9.0	9	0
NFL TOTALS		56/50	830	3,543	4.3	60	23	103	918	8.9	67	6

POSTSEASON

Year	Club	G/S	Rushing					Receiving				
			Att	Yds	Avg	LG	TD	No	Yds	Avg	LG	TD
2013	Green Bay	1/1	21	81	3.9	8	0	2	7	3.5	4	0
2014	Green Bay	2/2	40	174	4.4	29	0	1	10	10.0	10	0
2015	Green Bay	2/2	24	152	6.3	61	1	2	2	1.0	4	0
NFL TOTALS		5/5	85	407	4.8	61	1	5	19	3.8	10	0


LACY'S GAME-BY-GAME

2013	Opponent	-----Rushing-----					-----Receiving-----					Total
		Att	Yds	Avg	LG	TD	Rec	Yds	Avg	LG	TD	
9/8	at San Francisco	14	41	2.9	7	1	1	31	31.0	31	0	72
9/15	Washington	1	10	10.0	10	0	0	0	0.0	0.0	0	10
9/22	at Cincinnati	Inactive (concussion)										
10/6	Detroit	23	99	4.3	13	0	1	-2	-2.0	-2	0	97
10/13	at Baltimore	23	120	5.2	37	0	1	5	5.0	5	0	125
10/20	Cleveland	22	82	3.7	13	1	5	26	5.2	7	0	108
10/27	at Minnesota	29	94	3.2	17	1	4	18	4.5	9	0	112
11/4	Chicago	22	150	6.8	56	1	0	0	0.0	0	0	150
11/10	Philadelphia	24	73	3.0	11	0	2	11	5.5	13	0	84
11/17	at N.Y. Giants	14	27	1.9	5	1	2	21	10.5	16	0	48
11/24	Minnesota	25	110	4.4	17	1	6	48	8.0	16	0	158
11/28	at Detroit	10	16	1.6	4	0	2	23	11.5	20	0	39
12/8	Atlanta	20	65	3.3	11	1	3	25	8.3	16	0	90
12/15	at Dallas	21	141	6.7	60	1	4	30	7.5	34	0	171
12/22	Pittsburgh	15	84	5.6	14t	2	2	6	3.0	5	0	90
12/29	at Chicago	21	66	3.1	17	1	2	15	7.5	8	0	81
TOTALS (15/15)		284	1,178	4.1	60	11	35	257	7.3	34	0	1,435
1/5	San Francisco	21	81	3.9	8	0	2	7	3.5	4	0	88
PLAYOFFS (1/1)		21	81	3.9	8	0	2	7	3.5	4	0	88

2014	Opponent	-----Rushing-----					-----Receiving-----					Total
		Att	Yds	Avg	LG	TD	Rec	Yds	Avg	LG	TD	
9/4	at Seattle	12	34	2.8	15	0	3	11	3.7	12	0	45
9/14	N.Y. Jets	13	43	3.3	10	0	2	18	9.0	11	0	61
9/21	at Detroit	11	36	3.3	17	0	1	9	9.0	9	0	45
9/28	at Chicago	17	48	2.8	10	1	1	11	11.0	11	0	59
10/2	Minnesota	13	105	8.1	29	2	3	27	9.0	21	0	132
10/12	at Miami	14	40	2.9	10	0	0	0	0.0	0	0	40
10/19	Carolina	12	63	5.3	11	1	3	10	3.3	5	0	73
10/26	at New Orleans	13	59	4.5	19	0	8	123	15.4	67	0	182
11/9	Chicago	14	50	3.6	16	0	3	68	22.7	56t	1	118
11/16	Philadelphia	10	69	6.9	37	1	3	45	15.0	32t	1	114
11/23	at Minnesota	25	125	5.0	16	1	2	13	6.5	10t	1	138
11/30	New England	21	98	4.7	24	0	2	17	8.5	12	0	115
12/8	Atlanta	13	73	5.6	22	1	5	33	6.6	13	1	106
12/14	at Buffalo	15	97	6.5	22	1	2	11	5.5	12	0	108
12/21	at Tampa Bay	17	99	5.8	44t	1	1	5	5.0	5	0	104
12/28	Detroit	26	100	3.8	22	0	3	26	8.7	15	0	126
TOTALS (16/16)		246	1,139	4.6	44t	9	42	427	10.2	67t	4	1,566
1/11	Dallas	19	101	5.3	29	0	1	10	10.0	10	0	111
1/18	at Seattle	21	73	3.5	13	0	0	0	0.0	0	0	73
PLAYOFFS (2/2)		40	174	4.4	29	0	1	10	10.0	10	0	184

2015	Opponent	-----Rushing-----					-----Receiving-----					Total	
		Att	Yds	Avg	LG	TD	Rec	Yds	Avg	LG	TD		
9/13	at Chicago	19	85	4.5	16	1	2	14	7.0	9	0	99	
9/20	Seattle	3	9	3.0	8	0	0	0	0.0	0	0	9	
9/28	Kansas City	10	46	4.6	13	0	3	41	13.7	26	0	87	
10/4	at San Francisco	18	90	5.0	15	0	1	3	3.0	3	0	93	
10/11	St. Louis	13	27	2.1	8	0	1	8	8.0	8	0	35	
10/18	San Diego	4	3	0.8	3	0	2	17	8.5	12	0	20	
11/1	at Denver	11	38	3.5	15	1	1	9	9.0	0	0	47	
11/8	at Carolina	5	10	2.0	7	0	0	0	0.0	0	0	10	
11/15	Detroit	Inactive (groin)											
11/22	at Minnesota	22	100	4.5	27	0	1	6	6.0	6	0	106	
11/26	Chicago	17	105	6.2	29	0	4	34	8.5	25t	1	139	
12/3	at Detroit	5	4	0.8	2	0	1	-3	-3.0	-3	0	1	
12/13	Dallas	24	124	5.2	24	1	1	24	24.0	24	0	148	
12/20	at Oakland	11	23	2.1	8	0	0	0	0.0	0	0	23	
12/27	at Arizona	12	60	5.0	25	0	1	28	28.0	28t	1	88	
1/3	Minnesota	13	34	2.6	11	0	2	7	3.5	14	0	41	
TOTALS (15/12)		187	758	4.1	29	3	20	188	9.4	28t	2	946	
1/10	at Washington	12	63	5.3	30	1	0	0	0.0	0	0	63	
1/16	at Arizona	12	89	7.4	61	0	2	2	1.0	4	0	91	
PLAYOFF TOTALS (2/2)		24	152	6.3	61	1	2	2	1.0	4	0	154	

2016	Opponent	-----Rushing-----					-----Receiving-----					Total	
		Att	Yds	Avg	LG	TD	Rec	Yds	Avg	LG	TD		
9/11	at Jacksonville	14	61	4.4	28	0	1	17	17.0	17	0	78	
9/18	at Minnesota	12	50	4.2	13	0	0	0	0.0	0	0	50	
9/25	Detroit	17	103	6.1	25	0	1	2	2.0	2	0	105	
10/9	N.Y. Giants	11	81	7.4	31	0	1	3	3.0	3	0	84	
10/16	Dallas	17	65	3.8	25	0	1	6	6.0	6	0	71	
Games 6-16		Injured Reserve (ankle)											
TOTALS (5/5)		71	360	5.1	31	0	4	28	7.0	17	0	388	



20

JEREMY LANE

CORNERBACK

Height 6-0

Weight 190

College Northwestern St. (La.)

Seasons NFL 6th, Seahawks 6th

Born July 14, 1990

Hometown Tyler, Texas

LANE'S 2017 SEASON

at GB (9/10): Started at RCB in base and had one solo tackle before being ejected after apparently throwing a punch at an opponent. **SF (9/17):** Started at RCB and had five solo stops. **Indy (10/1):** Started at RCB, but left the game early with a groin injury. **at LA (10/8):** Inactive (groin). **at NYG (10/22):** Inactive (groin).

LANE'S 2017 GAME-BY-GAME

Game	G/S	T	S	A	QB	Yds.	QH	Int.	Yds.	PD	FF	FR	Yds.
at GB (9/10)	1/1	1	1	0	0.0	0.0	0	0	0	0	0	0	0
SF (9/17)	1/1	5	5	0	0.0	0.0	0	0	0	0	0	0	0
at Ten (9/24)	1/1	3	3	0	0.0	0.0	0	0	0	0	0	0	0
Indy (10/1)	1/1	0	0	0	0.0	0.0	0	0	0	0	0	0	0
at LA (10/8)	0/0	Inactive (Groin)											
at NYG (10/22)	0/0	Inactive (Groin)											
Hou (10/29)	1/0	0	0	0	0.0	0.0	0	0	0	0	0	0	0
Totals	5/4	9	9	0	0.0	0.0	0	0	0	0	0	0	0

LANE'S SINGLE-GAME HIGHS

Tackles: 7 at Arizona (10/23/16) **FF:** 1 vs. Arizona (11/23/14)
Sacks: None **FR:** None
Int.: 1 twice, last at Arizona (1/3/16)

ADDITIONAL STATS

Special Teams Tackles: 2012 (5), 2013 (13), 2014 (1), 2015 (1), 2016 (3); **Career:** (23).
Postseason Special Teams Tackles: 2012 (2), 2013 (3), 2014 (3), 2015 (0); **Career:** (8).

LANE'S NFL RECORD

Club	G/S	Tackles			Sacks		Interceptions									
		Tkl	So	Ast	QB	Yds	No	Yds	Avg	LG	TD	PD	FF	FR	Yds	
2012 Seattle	13/3	10	5	5	0.0	0.0	0	0	0.0	0	0	0	0	0	0	0
2013 Seattle	15/0	12	9	3	0.0	0.0	0	0	0.0	0	0	4	0	0	0	0
2014 Seattle	7/1	12	8	4	0.0	0.0	0	0	0.0	0	0	3	1	0	0	0
2015 Seattle	6/2	11	10	1	0.0	0.0	2	60	30.0	54	0	6	0	0	0	0
2016 Seattle	16/9	46	33	13	0.0	0.0	0	0	0.0	0	0	3	0	0	0	0
2017 Seattle	5/4	9	9	0	0.0	0.0	0	0	0.0	0	0	0	0	0	0	0
NFL TOTALS	62/19	100	74	26	0.0	0.0	2	60	30.0	54	0	16	1	0	0	0

POSTSEASON

Club	G/S	Tackles			Sacks		Interceptions									
		Tkl	So	Ast	QB	Yds	No	Yds	Avg	LG	TD	PD	FF	FR	Yds	
2012 Seattle	2/0	Special Teams Only														
2013 Seattle	3/0	1	1	0	0.0	0.0	0	0	0.0	0	0	0	0	0	0	0
2014 Seattle	3/0	7	5	2	0.0	0.0	1	14	14.0	14	0	1	0	0	0	0
2015 Seattle	2/1	4	2	2	0.0	0.0	0	0	0.0	0	0	1	0	0	0	0
2016 Seattle	2/1	7	5	2	0.0	0.0	0	0	0.0	0	0	0	0	0	0	0
NFL TOTALS	12/2	19	13	6	0.0	0.0	1	14	14.0	14	0	2	0	0	0	0



16

TYLER LOCKETT

WIDE RECEIVER

Height	5-10
Weight	182
College	Kansas State
Seasons	NFL 3rd, Seahawks 3rd
Born	September 28, 1992
Hometown	Tulsa, Okla.

LOCKETT'S 2017 SEASON

at GB (9/10): Saw action at WR and as the punt and kickoff returner. Averaged 30.3 yards on three kick-off returns. **SF (9/17):** Led team with 64 receiving yards and tied for team high with six catches. **Indy (10/1):** Led team with 67 receiving yards on four catches. **Hou (10/29):** Tied for team lead with six receptions and led team with 121 yards. Had key 19-yard reception on game-winning drive that set up the go-head 18-yard TD on the very next play.

2017	Opponent	No	Yds	Avg	LG	TD
09/10	at Green Bay	1	8	8.0	8	0
09/17	San Francisco	6	64	10.7	22	0
09/24	at Tennessee	2	30	15.0	16	0
10/01	Indianapolis	4	67	16.8	41	0
10/08	at L.A. Rams	3	26	8.7	12	0
10/22	at N.Y. Giants	4	29	7.3	14	0
0/29	Houston	6	121	20.2	54	0
TOTALS (7/4)		26	345	13.3	54	0

Additional Stats: Rushing: 7 for 44 yards (6.3 avg) with a long of 22.

LOCKETT'S NFL RECORD

Year	Club	G/S	No	Yds	Avg	LG	TD
2015	Seattle	16/8	51	664	13.0	49t	6
2016	Seattle	15/9	41	597	14.6	57t	1
2017	Seattle	7/4	26	345	13.3	54	0

NFL TOTALS	38/21	118	1,606	13.6	57t	7
-------------------	--------------	------------	--------------	-------------	------------	----------

Year	Club	G/S	No	Yds	Avg	LG	TD	-----Kickoff Returns-----			-----Punt Returns-----		
								No	Yds	Avg	LG	TD	No
2015	Seattle	16/8	33	852	25.8	105t	1	40	379	9.5	66	1	
2016	Seattle	15/9	23	606	26.3	46	0	29	243	8.4	62	0	
2017	Seattle	7/4	10	230	23.0	43	0	15	94	6.3	14	0	

NFL TOTALS	38/21	66	1,688	25.6	105t	1	84	716	8.5	66	1
-------------------	--------------	-----------	--------------	-------------	-------------	----------	-----------	------------	------------	-----------	----------

POSTSEASON

Year	Club	G/S	No	Yds	Avg	LG	TD
2015	Seattle	2/0	4	110	27.5	35	1

NFL TOTALS	2/0	4	110	27.5	35	1
-------------------	------------	----------	------------	-------------	-----------	----------

Year	Club	G/S	No	Yds	Avg	LG	TD	-----Kickoff Returns-----			-----Punt Returns-----		
								No	Yds	Avg	LG	TD	No
2015	Seattle	2/0	4	104	26.0	50	0	4	18	4.5	8	0	

NFL TOTALS	2/0	4	104	26.0	50	0	4	18	4.5	8	0
-------------------	------------	----------	------------	-------------	-----------	----------	----------	-----------	------------	----------	----------

LOCKETT'S SINGLE-GAME HIGHS

Most Rec.: 7, 2 Times, Last vs. L.A. Rams (12/15/16) **Most Yards:** 130 vs. L.A. Rams (12/15/16)
Most TDs: 2, 2 Times, Last at Baltimore (12/13/15) **Longest Rec.:** 57t vs. L.A. Rams (12/15/16)

ADDITIONAL STATS

Rushing: 2015: (Rushed 5 times for 20 yards, 4.0 avg., with a long of 8.), 2016: (Rushed 6 times for 114 yards, 19.0 avg, with a long of 75 and 1 TD), 2017: (Rushed 7 times for 44 yards, 6.3 avg. with a long of 22); **Career:** (Rushed 18 times for 178 yards, 9.9 avg, with a long of 75 and 1 TD).

LOCKETT'S GAME-BY-GAME RECEIVING

2015	Opponent	No	Yds	Avg	LG	TD	2016	Opponent	No	Yds	Avg	LG	TD
9/13	at St. Louis	4	34	8.5	12	0	9/11	Miami	3	17	5.7	6	0
9/20	at Green Bay	2	17	8.5	17	0	9/18	at L.A. Rams	4	99	24.8	53	0
9/27	Chicago	0	0	0.0	0	0	9/25	San Francisco	0	0	0.0	0	0
10/5	Detroit	4	58	14.5	23	0	10/2	at N.Y. Jets	1	13	13.0	13	0
10/11	at Cincinnati	2	29	14.5	22	0	10/16	Atlanta	3	23	7.7	10	0
10/18	Carolina	0	0	0.0	0	0	10/23	at Arizona	2	13	6.5	8	0
10/22	at San Francisco	5	79	15.8	43t	1	10/30	at New Orleans	4	32	8.0	10	0
11/1	at Dallas	3	36	12.0	16	0	11/7	Buffalo	1	17	17.0	17	0
11/15	Arizona	1	7	7.0	7	0	11/13	at New England	3	72	24.0	36	0
11/22	San Francisco	4	48	12.0	24t	2	11/20	Philadelphia	2	39	19.5	30	0
11/29	Pittsburgh	3	38	12.7	16	0	11/27	at Tampa Bay	0	0	0.0	0	0
12/6	at Minnesota	7	90	12.9	29	0	12/4	Carolina	5	63	12.6	40	0
12/13	at Baltimore	6	104	17.3	49t	2	12/11	at Green Bay	4	41	10.3	15	0
12/20	Cleveland	5	55	11.0	27t	1	12/15	L.A. Rams	7	130	18.6	57t	1
12/27	St. Louis	3	33	11.0	16	0	12/24	Arizona	2	38	19.0	28	0
1/3	at Arizona	2	36	18.0	36	0	TOTALS (15/9)						
TOTALS (16/8)		51	664	13.0	49t	6	41	597	14.6	57t	1		
1/10	at Minnesota	1	35	35.0	35	0							
1/17	at Carolina	3	75	25.0	33t	1							
PLAYOFF TOTALS (2/0)		4	110	27.5	35	1							



41

DEWEY McDONALD

LINEBACKER

Height	6-0
Weight	229
College	California Univ. (Pa.)
Seasons	NFL 4th, Seahawks 2nd
Born	June 10, 1990
Hometown	Ranson, W. Va.

McDONALD'S 2017 SEASON

Was placed on IR (knee) September 27. **at GB (9/10):** Saw limited action at linebacker and a key member of special teams. **SF (9/17):** Saw action on special teams and had a tackle. **at Ten (9/24):** Injured knee on opening kickoff and did not return.

McDONALD'S 2017 GAME-BY-GAME

Game	G/S	T	S	A	QB	Yds.	QH	Int.	Yds.	PD	FF	FR	Yds.
at GB (9/10)	1/0	0	0	0	0.0	0.0	0	0	0	0	0	0	0
SF (9/17)	1/0	Special Teams Only											
at Ten (9/24)	1/0	Special Teams Only											
Totals	3/0	0	0	0	0.0	0.0	0	0	0	0	0	0	0

Additional Stats: Special Teams Tackles: 1.

McDONALD'S NFL RECORD

Club	G/S	Tackles			Sacks		Interceptions									
		Tkl	So	Ast	QB	Yds	No	Yds	Avg	LG	TD	PD	FF	FR	Yds	
2014 Indianapolis	12/0	0	0	0	0.0	0.0	0	0	0.0	0	0	0	0	0	0	0
2015 Indianapolis	1/0	1	0	1	0.0	0.0	0	0	0.0	0	0	0	0	0	0	0
New England	1/0	0	0	0	0.0	0.0	0	0	0.0	0	0	0	0	0	0	0
Oakland	1/0	0	0	0	0.0	0.0	0	0	0.0	0	0	0	0	0	0	0
2016 Seattle	14/0	0	0	0	0.0	0.0	0	0	0.0	0	0	1	0	0	0	0
2017 Seattle	3/0	0	0	0	0.0	0.0	0	0	0.0	0	0	0	0	0	0	0
NFL TOTALS	32/0	1	0	1	0.0	0.0	0	0	0.0	0	0	1	0	0	0	0

POSTSEASON

Club	G/S	Tackles			Sacks		Interceptions									
		Tkl	So	Ast	QB	Yds	No	Yds	Avg	LG	TD	PD	FF	FR	Yds	
2014 Indianapolis	3/0	0	0	0	0.0	0.0	0	0	0.0	0	0	0	0	0	0	0
2016 Seattle	2/0	0	0	0	0.0	0.0	0	0	0.0	0	0	0	0	0	0	0
NFL TOTALS	5/0	0	0	0	0.0	0.0	0	0	0.0	0	0	0	0	0	0	0

McDONALD'S SINGLE-GAME HIGHS

Tackles: 1 vs. New Orleans (10/25/15)
Sacks: None
Int.: None

FF: None
FR: None

ADDITIONAL STATS

Special Teams Tackles: 2014 (13), 2015 (0), 2016 (8), 2017 (1); **Career:** 22.



30

BRADLEY McDOUGALD

SAFETY

Height	6-1
Weight	215
College	Kansas
Seasons	NFL 5th, Seahawks 1st
Born	November 15, 1990
Hometown	Columbus, Ohio
Pronunciation	mick-DOO-gull

McDOUGALD'S NFL RECORD

at GB (9/10): Saw limited action at safety and a key member of special teams. **SF (9/17):** Saw action as a third safety on defense and had three special teams tackles. **Indy (10/1):** Assisted on two tackles and had a special teams stop. **at NYG (10/22):** Had a season-high three tackles. **Hou (10/29):** Had one solo stop and a special teams stop. Replaced Earl Thomas (hamstring) at FS in the game's final two drives.

McDOUGALD'S 2017 GAME-BY-GAME

Game	G/S	T	S	A	QB	Yds.	QH	Int.	Yds.	PD	FF	FR	Yds.
at GB (9/10)	1/0	0	0	0	0.0	0.0	0	0	0	0	0	0	0
SF (9/17)	1/0	0	0	0	0.0	0.0	0	0	0	0	0	0	0
at Ten (9/24)	1/0	1	1	0	0.0	0.0	0	0	0	0	0	0	0
Indy (10/1)	1/0	2	0	2	0.0	0.0	0	0	0	0	0	0	0
at LA (10/8)	1/0	0	0	0	0.0	0.0	0	0	0	0	0	0	0
at NYG (10/22)	1/0	3	3	0	0.0	0.0	0	0	0	0	0	0	0
Hou (10/29)	1/0	1	1	0	0.0	0.0	0	0	0	0	0	0	0
Totals	7/0	7	5	2	0.0	0.0	0	0	0	0	0	0	0

Additional Stats: Special Teams Tackles: 7.

McDOUGALD'S NFL RECORD

Club	G/S	Tackles			Sacks		Interceptions									
		Tkl	So	Ast	QB	Yds	No	Yds	Avg	LG	TD	PD	FF	FR	Yds	
2013 Kansas City	1/0	0	0	0	0.0	0.0	0	0	0.0	0	0	0	0	0	0	0
Tampa Bay	3/0	0	0	0	0.0	0.0	0	0	0.0	0	0	0	0	0	0	0
2014 Tampa Bay	15/5	46	37	9	0.0	0.0	1	0	0.0	0	0	7	0	0	0	0
2015 Tampa Bay	16/15	87	67	20	0.0	0.0	2	1	0.5	1	0	4	0	0	0	0
2016 Tampa Bay	16/16	91	79	12	0.0	0.0	2	32	16.0	32	0	10	0	1	6	6
2017 Seattle	7/0	7	5	2	0.0	0.0	0	0	0.0	0	0	0	0	0	0	0
NFL TOTALS	58/36	231	188	43	0.0	0.0	5	33	6.6	32	0	21	0	1	6	6

McDOUGALD'S SINGLE-GAME HIGHS

Tackles: 15 at Carolina (12/14/14)
Sacks: None
Int.: 1 five times, last vs. Seattle (11/27/16)

FF: None
FR: 1 vs. Chicago (11/13/16)

ADDITIONAL STATS

Special Teams Tackles: 2014 (4), 2017 (7); **Career:** (11).



94 MALIK McDOWELL
DEFENSIVE TACKLE

Height	6-6
Weight	299
College	Michigan State
NFL Seasons	Rookie
Born	June 20, 1996
Hometown	Detroit, Mich.
Pronunciation	muh-LEEK

McDOWELL'S 2017 SEASON

Began the season on NFI.



19 TANNER McEVOY
WIDE RECEIVER

Height	6-6
Weight	230
College	Wisconsin
Seasons	NFL 2nd, Seahawks 2nd
Born	January 26, 1993
Hometown	Hillsdale, N.J.

McEVOY'S 2017 SEASON

at GB (9/10): Saw action at WR and on special teams. **at LA (10/8):** Had a special teams tackle and passed for an interception on an end-around-pass. **Hou (10/29):** Had first reception of the season, a career-long 53-yarder. Also had a special teams stop and forced fumble.

2017	Opponent	No	Yds	Avg	LG	TD	2016	Opponent	No	Yds	Avg	LG	TD
09/10	at Green Bay	0	0	0.0	0	0	09/11	Miami	0	0	0.0	0	0
09/17	San Francisco	0	0	0.0	0	0	09/18	at L.A. Rams	Inactive				
09/24	at Tennessee	0	0	0.0	0	0	09/25	San Francisco	0	0	0.0	0	0
10/01	Indianapolis	0	0	0.0	0	0	10/02	at N.Y. Jets	1	42	42.0	42t	1
10/08	at L.A. Rams	0	0	0.0	0	0	10/16	Atlanta	1	17	17.0	17	0
10/22	at N.Y. Giants	0	0	0.0	0	0	10/23	at Arizona	1	10	10.0	10	0
10/29	Houston	1	53	53.0	53	0	10/30	at New Orleans	0	0	0.0	0	0
TOTALS (7/0)		1	53	53.0	53	0	11/07	Buffalo	0	0	0.0	0	0
Additional Stats: Special Teams Tackles: 3, FF.													
							11/13	at New England	Inactive				
							11/20	Philadelphia	0	0	0.0	0	0
							11/27	at Tampa Bay	0	0	0.0	0	0
							12/04	Carolina	1	14	14.0	14	0
							12/11	at Green Bay	3	41	13.7	21t	1
							12/15	L.A. Rams	0	0	0.0	0	0
							12/24	Arizona	0	0	0.0	0	0
							1/1/17	at San Francisco	2	16	8.0	9	0
							TOTALS (14/0)	9	140	15.6	42t	2	
							01/07	Detroit	0	0	0.0	0	0
							01/14	at Atlanta	0	0	0.0	0	0
							TOTALS (2/0)	0	0	0.0	0	0	

McEVOY'S NFL RECORD

Year	Club	G/S	No	Yds	Avg	LG	TD
2016	Seattle	14/0	9	140	15.6	42t	2
2017	Seattle	7/0	1	53	53.0	53	0
NFL TOTALS		21/0	10	193	19.3	53	2

POSTSEASON

Year	Club	G/S	No	Yds	Avg	LG	TD
2016	Seattle	2/0	0	0	0.0	0	0
NFL TOTALS		2/0	0	0	0.0	0	0

McEVOY'S SINGLE-GAME HIGHS

Most Rec.: 3 at Green Bay (12/11/16)

Most Yards: 53 vs. Houston (10/29/17)

Most TDs: 1, 2 Time, Last Green Bay (12/11/16)

Longest Reception: 54 vs. Houston (10/29/17)

ADDITIONAL STATS

Special Teams Tackles: 2016 (blocked punt), 2017 (3, FF); Career: 3, FF, blocked punt.
Passing: 2016 (1-1, 43 yards), 2017 (0-1, INT) Career: (1-2, 43 yards, INT).




21

J.D. McKISSIC

RUNNING BACK

Height	5-10
Weight	195
College	Arkansas State
Seasons	NFL 2nd, Seahawks 2nd
Born	August 15, 1993
Hometown	Phenix City, Ala.



38

TRE MADDEN

FULLBACK

Height	6-0
Weight	235
College	Southern California
Seasons	NFL 2nd, Seahawks 2nd
Born	August 16, 1993
Hometown	Aliso Viejo, Calif.

McKISSIC'S 2017 SEASON

at GB (9/10): Inactive. SF (9/17): Inactive. at Ten (9/24): Inactive. Indy (10/1): Active for first game of 2017 in place of C.J. Prosise (ankle) and first touch on offense resulted in a 30-yard TD run. Also had a 27-yard TD reception late in the game on a fourth down play.

2017	Opponent	-----Rushing-----					-----Receiving-----					Total
		Att	Yds	Avg	LG	TD	Rec	Yds	Avg	LG	TD	
09/10	at Green Bay	Inactive										
09/17	San Francisco	Inactive										
09/24	at Tennessee	Inactive										
10/01	Indianapolis	4	38	9.5	30t	1	1	27	27.0	27t	1	65
10/08	at L.A. Rams	2	0	0.0	3	0	3	36	12.0	21	0	36
10/22	at N.Y. Giants	3	10	3.3	10	0	2	23	11.5	16	0	33
10/29	Houston	4	6	1.5	4	0	1	6	6.0	6	0	12
TOTALS (4/0)		13	54	4.2	30t	1	7	92	13.1	27t	1	146

Additional Stats: Special Teams Tackles: 1.

McKISSIC'S NFL RECORD

Club	G/S	Rushing					Receiving				
		Att	Yds	Avg	LG	TD	No	Yds	Avg	LG	TD
2016 Seattle	1/0	1	2	2.0	2	0	2	16	8.0	10	0
2017 Seattle	4/0	13	54	4.2	30t	1	7	92	13.1	27t	1
NFL TOTALS	5/0	14	56	4.0	30t	1	9	108	12.0	27t	1

POSTSEASON

Club	G/S	Rushing					Receiving				
		Att	Yds	Avg	LG	TD	No	Yds	Avg	LG	TD
2016 Seattle	2/0	1	3	3.0	3	0	1	5	5.0	5	0
NFL TOTALS	2/0	1	3	3.0	3	0	1	5	5.0	5	0

McKISSIC'S SINGLE-GAME HIGHS

Rushing

Rush Attempts: 4 vs. Indianapolis (10/1/17)
Rush Yards: 38 vs. Indianapolis (10/1/17)
Longest Rush: 30 vs. Indianapolis (10/1/17)
Most Rush TDs: 1 vs. Indianapolis (10/1/17)

Receiving

Most Rec.: 3 at L.A. Rams (10/8/17)
Most Rec. Yards: 36 at L.A. Rams (10/8/17)
Longest Reception: 27 vs. Indianapolis (10/1/17)
Most Rec. TDs: 1 vs. Indianapolis (10/1/17)

ADDITIONAL STATS

Special Teams Tackles: 2017 (1); Career: 1.

MADDEN'S 2017 SEASON

at GB (9/10): Made first-career start at FB. SF (9/17): Started at FB. at Ten (9/24): Had a special teams tackle. at NYG (10/22): Had first-career scrimmage touch on a reception. Hou (10/29): Started third game of the season and had 66-yard reception. Also led the team with three special teams tackles.

2017	Opponent	-----Rushing-----					-----Receiving-----					Total
		Att	Yds	Avg	LG	TD	Rec	Yds	Avg	LG	TD	
09/10	at Green Bay	0	0	0.0	0	0	0	0	0.0	0	0	0
09/17	San Francisco	0	0	0.0	0	0	0	0	0.0	0	0	0
09/24	at Tennessee	0	0	0.0	0	0	0	0	0.0	0	0	0
10/01	Indianapolis	0	0	0.0	0	0	0	0	0.0	0	0	0
10/08	at L.A. Rams	0	0	0.0	0	0	0	0	0.0	0	0	0
10/22	at N.Y. Giants	0	0	0.0	0	0	1	-1	-1.0	-1	0	-1
10/29	Houston	0	0	0.0	0	0	1	66	66.0	66	0	66
TOTALS (7/3)		0	0	0.0	0	0	2	65	32.5	66	0	65

Additional Stats: Special Teams Tackles: 5.

MADDEN'S NFL RECORD

Club	G/S	Rushing					Receiving				
		Att	Yds	Avg	LG	TD	No	Yds	Avg	LG	TD
2016 Seattle		Injured Reserve									
2017 Seattle	7/3	0	0	0.0	0	0	2	65	32.5	66	0
NFL TOTALS	7/3	0	0	0.0	0	0	2	65	32.5	66	0

MADDEN'S SINGLE-GAME HIGHS

Rushing

Rush Attempts: None
Rush Yards: None
Longest Rush: None
Most Rush TDs: None

Receiving

Most Rec.: 1, 2 Times, Last vs. Houston (10/29/17)
Most Rec. Yards: 66 vs. Houston (10/29/17)
Longest Reception: 66 vs. Houston (10/29/17)
Most Rec. TDs: None

ADDITIONAL STATS

Special Teams Tackles: 2017 (5); Career: 5.



51

JUSTIN MARCH-LILLARD

LINEBACKER

Height 6-0
Weight 227
College Akron
Seasons NFL 3rd, Seahawks 1st
Born July 5, 1993
Hometown Danville, Ill.

NFL TRANSACTIONS:

05/11/15: Signed with Kansas City as undrafted rookie free agent
 09/01/15: Placed on IR
 02/16/16: Activated from IR
 10/18/16: Placed on IR
 12/21/16: Designated to return from IR
 12/30/16: Activated from IR
 09/02/17: Waived by Kansas City
 09/03/17: Claimed off waivers by Miami
 09/26/17: Waived by Miami
 09/27/17: Claimed off waivers by Seattle

NFL CAREER HIGHLIGHTS:

- Originally signed with Kansas City as an undrafted free agent on May 11, 2015.
- Was waived by Kansas City following training camp in 2017 and was claimed by Miami. Saw action in two games for the Dolphins, all on special teams.
- Started the first five games of 2016 for the Chiefs totalling 22 tackles and two passes

defensed before before being placed on injured reserve. Returned from IR the final week of the regular season but was inactive. Saw action in one postseason game in 2016.

- Spent the entire 2015 season on injured reserve.

COLLEGE: Played in 46 games (35 starts), recording 250 tackles (125 solo), including 3.5 sacks (-22 yards) and 14 tackles for loss in four seasons at Akron. Also had four interceptions returned 34 yards, 14 pass breakups and two forced fumbles. Returned one interception for a touchdown in 2013.

PERSONAL: Four-year letterwinner at Danville High School in Danville, Ill. Earned first-team all-conference and all-area honors and was named all-area player of the year as a senior after he recorded 153 tackles. Played in the 2010 East-West All-Star Game. Member of two conference championship teams his junior and senior seasons. Also was a three-year letterwinner in basketball and a two-year letter-winner in baseball.

MARCH-LILLARD'S NFL RECORD

Club	G/S	Tackles					Sacks		Interceptions						
		Tkl	So	Ast	QB	Yds	No	Yds	Avg	LG	TD	PD	FF	FR	Yds
2015 Kansas City	0/0	Injured Reserve													
2016 Kansas City	5/5	22	15	7	0.0	0.0	0	0	0.0	0	0	2	0	0	0
2017 Miami	2/0	0	0	0	0.0	0.0	0	0	0.0	0	0	0	0	0	0
Seattle	1/0	0	0	0	0.0	0.0	0	0	0.0	0	0	0	0	0	0
NFL TOTALS	8/0	22	15	7	0.0	0.0	0	0	0.0	0	0	2	0	0	0

POSTSEASON

Club	G/S	Tackles					Sacks		Interceptions						
		Tkl	So	Ast	QB	Yds	No	Yds	Avg	LG	TD	PD	FF	FR	Yds
2015 Kansas City	0/0	Injured Reserve													
2016 Kansas City	1/0	0	0	0	0.0	0.0	0	0	0.0	0	0	0	0	0	0
NFL TOTALS	1/0	0	0	0	0.0	0.0	0	0	0.0	0	0	0	0	0	0

MARCH-LILLARD'S SINGLE-GAME HIGHS

Tackles: 9 vs. San Diego (9/11/16)
Sacks: None
Int.: None

FF: None
FR: None

ADDITIONAL STATS

Special Teams Tackles: 2017 (1); **Career:** 1.

MARCH-LILLARD'S 2017 SEASON

Claimed off waivers from Miami on September 27. Waived October 7. **at Indy (10/1):** Saw action in first game with Seattle, all on special teams.

MARCH-LILLARD'S 2017 GAME-BY-GAME

Game	G/S	T	S	A	QB	Yds.	QH	Int.	Yds.	PD	FF	FR	Yds.
<i>With Miami</i>													
at LAC (9/17)	1/0	Special Teams Only											
at NYJ (9/24)	1/0	Special Teams Only											
<i>With Seattle</i>													
Indy (10/1)	1/0	Special Teams Only											
Totals	3/0	0	0	0	0.0	0.0	0	0	0	0	0	0	0

Additional Stats: Special Teams Tackles: 1.



70 REES ODHIAMBO
GUARD


Height 6-4
Weight 315
College Boise State
Seasons NFL 2nd, Seahawks 2nd
Born September 23, 1992
Hometown Mansfield, Ohio
Pronunciation Reece oh-dee-AHM-bo

ODHIAMBO'S 2017 SEASON

at GB (9/10): Made first-career start at LT. SF (9/17): Started at LT. at Ten (9/24): Started at LT. Indy (10/1): Started at LT and helped lead team to 477 total yards, including a season high 194 rushing yards.

ODHIAMBO'S NFL RECORD

Year	Team	GP/GS	Postseason
2016	Seattle	8/0	1/0
2017	Seattle	7/7	
NFL TOTALS		15/7	1/0



69 TYLER OTT
LONG SNAPPER

Height 6-3
Weight 253
College Harvard
Seasons NFL 3rd, Seahawks 2nd
Born February 28, 1992
Hometown Tulsa, Okla.

OTT'S 2017 SEASON

at GB (9/10): Handled snapping duties. SF (9/17): Handled snapping duties. at Ten (9/24): Handled snapping duties. Indy (10/1): Handled snapping duties. at LA (10/8): Handled snapping duties. at NYG (10/22): Handled snapping duties. Hou (10/29): Handled snapping duties and had a special teams tackle.

Additional Stats: Special Teams Tackles: 1.

OTT'S NFL RECORD

Year	Team	GP/GS	Postseason
2015	N.Y. Giants	1/0	
2016	Cincinnati	3/0	
	Seattle	-	2/0
2017	Seattle	7/0	
NFL TOTALS		11/0	2/0

OTT'S ADDITIONAL STATS

Special Teams Tackles: 2017 (1); Career: 1.



77

ETHAN POCIC

GUARD/TACKLE

Height	6-6
Weight	309
College	Louisiana State
NFL Seasons	Rookie
Born	August 5, 1995
Hometown	Lemont, Ill.
Pronunciation	POE-sick

POCIC'S 2017 SEASON

at **GB (9/10)**: Saw action on special teams. **SF (9/17)**: Saw action on special teams. at **Ten (9/24)**: Saw action on special teams. **Indy (10/1)**: Saw action on special teams. at **LA (10/8)**: Saw action on special teams and had a 13-yard kickoff return. at **NYG (10/22)**: Saw first-career action on O-Line and started at LG in place of Luke Joeckel (knee). **Hou (10/29)**: Started second-straight game at LG.

POCIC'S NFL RECORD

Year	Team	—	GP/GS	Postseason
2017	Seattle	—	7/2	
NFL TOTALS		—	7/2	0/0



22

C.J. PROISE

RUNNING BACK

Height	6-1
Weight	225
College	Notre Dame
Seasons	NFL 2nd, Seahawks 2nd
Born	May 20, 1994
Hometown	Petersburg, Va.

PROISE'S 2017 SEASON

at GB (9/10): Saw action at RB. SF (9/17): Saw action at RB. Indy (10/1): Inactive (ankle). at LA (10/8): Inactive (ankle). at NYG (10/22): Returned to action but left early in the game after an ankle injury. Hou (10/29): Inactive (ankle).

2017	Opponent	-----Rushing-----					-----Receiving-----					Total
		Att	Yds	Avg	LG	TD	Rec	Yds	Avg	LG	TD	
09/10	at Green Bay	4	11	2.8	8	0	0	0	0.0	0	0	11
09/17	San Francisco	0	0	0.0	0	0	3	22	7.3	9	0	22
09/24	at Tennessee	4	9	2.3	6	0	3	65	21.7	46	0	74
10/01	Indianapolis	Inactive (ankle)										
10/08	at L.A. Rams	Inactive (ankle)										
10/22	at N.Y. Giants	0	0	0.0	0	0	0	0	0.0	0	0	0
10/29	Houston	Inactive (ankle)										
TOTALS (4/0)		8	20	2.5	8	0	6	87	14.5	46	0	107

PROISE'S NFL RECORD

Team	G/S	Rushing					Receiving				
		Att	Yds	Avg	LG	TD	No	Yds	Avg	LG	TD
2016 Seattle	6/2	30	172	5.7	72t	1	17	208	12.2	43	0
2017 Seattle	4/0	8	20	2.5	8	0	6	87	14.5	46	0
NFL TOTALS	10/2	38	192	5.1	72t	1	23	295	12.8	46	0

PROISE'S SINGLE-GAME HIGHS

RUSHING

Rush Attempts: 17 at New England (11/13/16)
Rush Yards: 76 vs. Philadelphia (11/20/16)
Longest Rush: 72t vs. Philadelphia (11/20/16)
Most Rush TDs: 1 vs. Philadelphia (11/20/16)

RECEIVING

Most Rec.: 7 at New England (11/13/16)
Most Rec. Yards: 87 at New England (11/13/16)
Longest Reception: 46 at Tennessee (9/24/17)
Most Rec. TDs: None

PROISE'S GAME-BY-GAME

2016	Opponent	-----Rushing-----					-----Receiving-----					Total
		Att	Yds	Avg	LG	TD	Rec	Yds	Avg	LG	TD	
9/11	Miami	1	-2	-2.0	-2	0	1	13	13.0	13	0	11
Games 2-5												
Inactive (wrist)												
10/23	at Arizona	1	0	0.0	0	0	2	17	8.5	9	0	17
10/30	at New Orleans	4	23	5.8	8	0	4	80	20.0	43	0	103
11/7	Buffalo	3	9	3.0	4	0	1	6	6.0	6	0	15
11/13	at New England	17	66	3.9	10	0	7	87	12.4	38	0	153
11/20	Philadelphia	4	76	19.0	72t	1	2	5	2.5	5	0	81
Games 11-16												
Inactive (shoulder)												
TOTALS (6/2)		30	172	5.7	72t	1	17	208	12.2	43	0	380
1/7 Detroit												
Inactive (shoulder)												
1/14 at Atlanta												
Inactive (shoulder)												
TOTALS (0/0)		0	0	0.0	0	0	0	0	0.0	0	0	0



34

THOMAS RAWLS

RUNNING BACK

Height 5-9
Weight 215
College Central Michigan
Seasons NFL 3rd, Seahawks 3rd
Born August 3, 1993
Hometown Flint, Mich.

RAWLS' 2017 SEASON

at GB (9/10): Inactive (ankle). SF (9/17): Started at RB and had five rushes for four yards. at Ten (9/24): Saw limited action at RB. Indy (10/1): Inactive. at LA (10/8): Saw action at RB. at NYG (10/22): Started at RB and led team with 36 yards on 11 carries.

2017	Opponent	-----Rushing-----					-----Receiving-----					Total
		Att	Yds	Avg	LG	TD	Rec	Yds	Avg	LG	TD	
09/10	at Green Bay	Inactive (ankle)										
09/17	San Francisco	5	4	0.8	7	0	0	0	0.0	0	0	4
09/24	at Tennessee	0	0	0.0	0	0	0	0	0.0	0	0	0
10/01	Indianapolis	Inactive										
10/08	at L.A. Rams	8	20	2.5	7	0	2	15	7.5	14	0	35
10/22	at N.Y. Giants	11	36	3.3	9	0	1	16	16.0	16	0	52
10/29	Houston	6	-1	-0.2	3	0	0	0	0.0	0	0	-1
TOTALS (5/2)		30	59	2.0	9	0	3	31	10.3	16	0	90

RAWLS' NFL RECORD

Club	Team	G/S	Rushing					Receiving				
			Att	Yds	Avg	LG	TD	No	Yds	Avg	LG	TD
2015	Seattle	13/7	147	830	5.6	69t	4	9	76	8.4	31t	1
2016	Seattle	9/7	109	349	3.2	45t	3	13	96	7.4	20	0
2017	Seattle	5/2	30	59	2.0	9	0	3	31	10.3	16	0
NFL TOTALS		27/16	286	1,238	4.3	69t	7	25	203	8.1	31t	1

POSTSEASON												
Club	Team	G/S	Rushing					Receiving				
			Att	Yds	Avg	LG	TD	No	Yds	Avg	LG	TD
2015	Seattle	Injured Reserve (ankle)										
2016	Seattle	2/2	38	195	5.1	32	1	1	1	1.0	1	0
NFL TOTALS		2/2	38	195	5.1	32	1	1	1	1.0	1	0

RAWLS' SINGLE-GAME HIGHS

RUSHING

Rush Attempts: 30 vs. San Francisco (11/22/15)
Rush Yards: 209 vs. San Francisco (11/22/15)
Longest Rush: 69t at Cincinnati (10/11/15)
Most Rush TDs: 2 vs. Carolina (12/4/16)

RECEIVING

Most Rec.: 3, 3 Times, Last at L.A. Rams (9/18/16)
Most Rec. Yards: 46 vs. San Francisco (11/22/15)
Longest Reception: 31t vs. San Francisco (11/22/15)
Most Rec. TDs: 1 vs. San Francisco (11/22/15)

RAWLS' GAME-BY-GAME

2015	Opponent	-----Rushing-----					-----Receiving-----					Total
		Att	Yds	Avg	LG	TD	Rec	Yds	Avg	LG	TD	
9/13	at St. Louis	2	5	2.5	4	0	0	0	0.0	0	0	5
9/20	at Green Bay	0	0	0.0	0	0	0	0	0.0	0	0	0
9/27	Chicago	16	104	6.5	21	0	0	0	0.0	0	0	104
10/5	Detroit	17	48	2.8	10	0	1	-1	-1.0	-1	0	47
10/11	at Cincinnati	23	169	7.3	69t	1	0	0	0.0	0	0	169
10/18	Carolina	1	8	8.0	8	0	0	0	0.0	0	0	8
10/22	at San Francisco	6	32	5.3	17	0	2	9	4.5	5	0	41
11/1	at Dallas	4	10	2.5	7	0	0	0	0.0	0	0	10
11/15	Arizona	2	19	9.5	13	0	0	0	0.0	0	0	19
11/22	San Francisco	30	209	7.0	30	1	3	46	15.3	31t	1	255
11/29	Pittsburgh	21	81	3.9	17	1	0	0	0.0	0	0	81
12/6	at Minnesota	19	101	5.3	20	1	3	22	7.3	9	0	123
12/13	at Baltimore	6	44	7.3	16	0	0	0	0.0	0	0	44
TOTALS (13/7)		147	830	5.6	69t	4	9	76	8.4	31t	1	906

2016	Opponent	-----Rushing-----					-----Receiving-----					Total
		Att	Yds	Avg	LG	TD	Rec	Yds	Avg	LG	TD	
9/11	Miami	12	32	2.7	8	0	3	26	8.7	11	0	58
9/18	at L.A. Rams	7	-7	-1.0	-11	0	3	15	5.0	11	0	8
Games 3-9 Inactive (fibula)												
11/20	Philadelphia	14	57	4.1	18	0	3	31	10.3	20	0	88
11/27	at Tampa Bay	12	38	3.2	8	0	0	0	0.0	0	0	38
12/4	Carolina	15	106	7.1	45t	2	1	12	12.0	12	0	118
12/11	at Green Bay	12	67	5.6	15	0	1	7	7.0	7	0	74
12/15	L.A. Rams	21	34	1.6	12	0	2	5	2.5	6	0	39
12/24	Arizona	8	8	1.0	4	0	0	0	0.0	0	0	8
1/1/17	at San Francisco	8	14	1.8	7	1	0	0	0.0	0	0	14
TOTALS (9/7)		109	349	3.2	45t	3	13	96	7.4	20	0	393
1/7	Detroit	27	161	6.0	32	1	1	1	1.0	1	0	162
1/14	at Atlanta	11	34	3.1	11	0	0	0	0.0	0	0	34
TOTALS (2/2)		38	195	5.1	32	1	1	1	1.0	1	0	196



90

JARRAN REED

DEFENSIVE TACKLE

Height	6-3
Weight	306
College	Alabama
Seasons	NFL 2nd, Seahawks 2nd
Born	December 16, 1992
Hometown	Goldsboro, N.C.
Pronunciation	JAIR-in

REED'S 2017 SEASON

at GB (9/10): Started at DT and had three tackles. **SF (9/17):** Started at DT and had four tackles. **Indy (10/1):** Started at DT. **at LA (10/8):** Started at DT and helped limit Rams to zero points over the final 40 minutes. **at NYG (10/22):** Had a career-high seven tackles, including a sack and first-career FF that was recovered by Frank Clark. The turnover set up a Seahawks TD.

REED'S 2017 GAME-BY-GAME

Game	G/S	T	S	A	QB	Yds.	QH	Int.	Yds.	PD	FF	FR	Yds.
at GB (9/10)	1/1	3	2	1	0.0	0.0	0	0	0	0	0	0	0
SF (9/17)	1/1	4	1	3	0.0	0.0	0	0	0	0	0	0	0
at Ten (9/24)	1/1	1	1	0	0.0	0.0	0	0	0	1	0	0	0
Indy (10/1)	1/1	3	1	2	0.0	0.0	1	0	0	0	0	0	0
at LA (10/8)	1/1	1	0	1	0.0	0.0	0	0	0	0	0	0	0
at NYG (10/22)	1/1	7	7	0	1.0	3.0	1	0	0	0	1	0	0
Hou (10/29)	1/1	4	2	2	0.0	0.0	1	0	0	0	0	0	0
Totals	7/7	23	14	9	1.0	3.0	3	0	0	1	1	0	0

REED'S NFL RECORD

Club	G/S	Tackles			Sacks		Interceptions								
		Tkl	So	Ast	QB	Yds	No	Yds	Avg	LG	TD	PD	FF	FR	Yds
2016 Seattle	15/6	35	13	22	1.5	3.5	0	0	0.0	0	0	3	0	0	0
2017 Seattle	7/7	23	14	9	1.0	3.0	0	0	0.0	0	0	1	1	0	0
NFL TOTALS	22/13	58	27	31	2.5	6.5	0	0	0.0	0	0	4	1	0	0

REED'S SINGLE-GAME HIGHS

Tackles: 7 at N.Y. Giants (10/22/17) **FF:** 1 at N.Y. Giants (10/22/17)
Sacks: 1.0, 2 Times, Last at N.Y. Giants (10/22/17) **FR:** None
Int.: None



10

PAUL RICHARDSON

WIDE RECEIVER

Height	6-0
Weight	183
College	Colorado
Seasons	NFL 4th, Seahawks 4th
Born	April 13, 1992
Hometown	Los Angeles, Calif.

P. RICHARDSON'S 2017 SEASON

at GB (9/10): Made first start since 2014 and had four receptions for 59 yards. **SF (9/17):** Dislocated a finger early in the game, but returned to have two receptions for 19 yards, including the game-winning 9-yard TD reception in the fourth quarter. **at Ten (9/24):** Had a TD reception for second-straight week. **Hou (10/29):** Set career highs in receptions (6), yards (105), and TDs (2). Had a key 48-yard reception on the game-winning, 3-play TD drive.

2017	Opponent	No	Yds	Avg	LG	TD
09/10	at Green Bay	4	59	14.8	28	0
09/17	San Francisco	2	19	9.5	10	1
09/24	at Tennessee	2	30	15.0	22	1
10/01	Indianapolis	3	65	21.7	37	0
10/08	at L.A. Rams	3	35	11.7	14	0
10/22	at N.Y. Giants	2	61	30.5	38t	1
10/29	Houston	6	105	17.5	48	2
TOTALS (7/7)		22	374	17.0	48	5

RICHARDSON'S NFL RECORD

Year	Club	G/S	No	Yds	Avg	LG	TD
2014	Seattle	15/6	29	271	9.3	32	1
2015	Seattle	1/0	1	40	40.0	40	0
2016	Seattle	15/0	21	288	13.7	39	1
2017	Seattle	7/7	22	374	17.0	48	5
NFL TOTALS		38/13	73	965	13.2	48	7

POSTSEASON

Year	Club	G/S	No	Yds	Avg	LG	TD
2014	Seattle	1/0	1	21	21.0	21	0
2015	Seattle			Injured Reserve (hamstring)			
2016	Seattle	2/1	7	131	18.7	40	1
NFL TOTALS		3/1	8	152	19.0	40	1

RICHARDSON'S SINGLE-GAME HIGHS

Most Receptions: 6 vs. Houston (10/29/17) **Most Yards:** 105 vs. Houston (10/29/17)
Most TDs: 2 vs. Houston (10/29/17) **Longest Reception:** 48 vs. Houston (10/29/17)

ADDITIONAL STATS

Special Teams Tackles: 2016 (2); **Career:** (2).
Kickoff Returns: 2014 (16 for 376 yards, 23.5 avg., long of 47), 2016 (5 for 105 yards, 21.0 avg., long of 32); **Career:** (21 for 481 yards, 22.9 avg. long of 47). **Rushing:** 2016 (1 for 5 yards); **Career:** (1 for 5 yards).

P. RICHARDSON'S GAME-BY-GAME RECEIVING

2014	Opponent	No	Yds	Avg	LG	TD	2015	Opponent	No	Yds	Avg	LG	TD
09/04	Green Bay	0	0	0.0	0	0	Games 1-8						
09/14	at San Diego	0	0	0.0	0	0	11/15	Arizona	1	40	40.0	40	0
09/21	Denver	1	7	7.0	7	0	11/22	San Francisco	Inactive (Hamstring)				
10/06	at Washington	0	0	0.0	0	0	11/29	Pittsburgh	Inactive (Hamstring)				
10/12	Dallas	Inactive					TOTALS (1/0)		1	40	40.0	40	0
10/19	at St. Louis	4	33	8.3	11	0	2016	Opponent	No	Yds	Avg	LG	TD
10/26	at Carolina	2	20	10.0	11	0	9/11	Miami	1	11	11.0	11	0
11/02	Oakland	3	12	4.0	10	0	9/18	at L.A. Rams	3	35	11.7	14	0
11/09	NY Giants	0	0	0.0	0	0	9/25	San Francisco	0	0	0.0	0	0
11/16	at Kansas City	3	24	8.0	10	0	10/2	at N.Y. Jets	1	27	27.0	27	0
11/23	Arizona	0	0	0.0	0	0	10/16	Atlanta	0	0	0.0	0	0
11/27	at San Francisco	1	6	6.0	6	0	10/23	at Arizona	1	10	10.0	10	0
12/07	at Philadelphia	2	27	13.5	20	0	10/30	at New Orleans	2	33	16.5	23	0
12/14	San Francisco	3	30	10.0	11	1	11/7	Buffalo	1	15	17.0	15	0
12/21	at Arizona	5	52	10.4	22	0	11/13	at New England	2	52	26.0	39	0
12/28	St. Louis	5	60	12.0	32	0	11/20	Philadelphia	1	6	6.0	6	0
TOTALS (15/6)		29	271	9.3	32	1	11/27	at Tampa Bay	1	17	17.0	17	0
1/10	Carolina	1	21	21.0	21	0	12/4	Carolina	Inactive (hamstring)				
PLAYOFFS (1/0)		1	21	21.0	21	0	12/11	at Green Bay	0	0	0.0	0	0
							12/15	L.A. Rams	0	0	0.0	0	0
							12/24	Arizona	4	42	10.5	16	1
							1/1/17	at San Francisco	4	40	10.0	18	0
							TOTALS (15/0)		21	288	13.7	39	1
							1/7	Detroit	3	48	16.0	27	1
							1/14	at Atlanta	4	83	20.8	40	0
							TOTALS (2/1)		7	131	18.7	40	1



91

SHELDON RICHARDSON

DEFENSIVE TACKLE

Height 6-3
Weight 295
College Missouri
Seasons NFL 5th, Seahawks 1st
Born November 29, 1990
Hometown St. Louis, Mo.



NFL TRANSACTIONS:

04/25/13: Drafted by N.Y. Jets (1st Round, 13th)
 09/05/15: Reserve/Suspended
 09/03/16: Reserve/Suspended
 09/01/17: Traded to Seattle

NFL CAREER HIGHLIGHTS:

- Originally drafted by the New York Jets in the first round (13th overall) in the 2013 NFL Draft.
- Started 56-of-58 games and posted 298 tackles, 18.0 sacks, six forced fumbles and three fumble recoveries in four seasons with the Jets.
- In 2014, led the team with a career-best 8.0 sacks, adding 84 tackles and earning his first Pro Bowl.
- Named NFL Defensive Rookie of the Year (2013) after starting 15-of-16 games, amassing 101 tackles, 3.5 sacks, one forced fumble, one pass defended and two rushing touchdowns.
- Tied with DL William "The Refrigerator" Perry for the most rushing touchdowns in a season and career by a defensive lineman with two.

HONORS: 2014: Pro Bowl. 2013: NFL Defensive Rookie of the Year.

COLLEGE: Started 23-of-34 college games he played, including 13-of-24 in two seasons at Missouri. In his time with the Tigers, recorded 116 tackles, 6.0 sacks, nine QB pressures, two fumble recoveries and four forced fumbles. Started all 11 games as a redshirt junior and earned All-American Dream Team and All-SEC second-team honors from The NFL Draft Report. Led SEC defensive tackles with a career-high 79 tackles. Registered 4.0 sacks, seven QB pressures, three forced fumbles, two fumble recoveries, three passes defended and blocked a kick. In his lone season at College of the Sequoias, he registered 65 tackles (including 17.0 for loss), 2.5 sacks, 15 QB pressures and two passes defended.

PERSONAL: Played high school football at Gateway Technical (MO) HS. As a senior, was considered the best defensive tackle and fourth-best player overall in the nation by Rivals.com. Named first-team All-American by EA Sports after he scored six defensive touchdowns and recorded 88 tackles and 19.0 sacks, while adding seven fumble recoveries, five forced fumbles and one interception. The five-star recruit (Rivals.com) also added 27 receptions for 541 yards and eight touchdowns from the tight end position. Son of Zelda and Michael Richardson. While in high school, he lettered in basketball and baseball. Also participated in track and field as a weight man.

S. RICHARDSON'S SINGLE-GAME HIGHS

Tackles: 9, 3 Times, Last vs. Buffalo (10/26/14) **FF:** 1, 5 Times, Last vs. Buffalo (1/1/17)
Sacks: 3.0, at Minnesota (12/7/14) **FR:** 1, 4 Times, Last at L.A. Rams (10/8/17)
INT: 1, at L.A. Rams (10/8/17)

ADDITIONAL STATS

Safeties: 2014 (1); **Career:** (3).
Rushing: 2013 (4 rushes, 4 yards, 1.0 avg., 1 long); **Career:** (4 rushes, 4 yards, 1.0 avg., 1 long).
Rushing Touchdowns: 2013 (2); **Career:** (2).

S. RICHARDSON'S 2017 SEASON

at GB (9/10): Started at DT in first game with Seattle and had four solo stops. **at LA (10/8):** Hauled in first-career interception on an attempted screen pass. Also recovered a Frank Clark forced fumble and returned it 20 yards late in the fourth quarter that set up the Seahawks final field goal.

S. RICHARDSON'S 2017 GAME-BY-GAME

Game	G/S	T	S	A	QB	Yds.	QH	Int.	Yds.	PD	FF	FR	Yds.
at GB (9/10)	1/1	4	4	0	0.0	0.0	1	0	0	0	0	0	0
SF (9/17)	1/1	2	0	2	0.0	0.0	1	0	0	0	0	0	0
at Ten (9/24)	1/1	2	2	0	0.0	0.0	0	0	0	0	0	0	0
Indy (10/1)	1/1	4	1	3	0.0	0.0	0	0	0	0	0	0	0
at LA (10/8)	1/1	0	0	0	0.0	0.0	0	1	5	1	0	1	20
at NYG (10/22)	1/1	2	1	1	0.0	0.0	0	0	0	0	0	0	0
Hou (10/29)	1/1	2	0	2	0.5	3.0	1	0	0	0	0	0	0
Totals	7/7	16	8	8	0.5	3.0	3	1	5	1	0	1	20

S. RICHARDSON'S NFL RECORD

Club	G/S	Tackles			Sacks		Interceptions								
		Tkl	So	Ast	QB	Yds	No	Yds	Avg	LG	TD	PD	FF	FR	Yds
2013 N.Y. Jets	16/15	78	42	36	3.5	29.0	0	0	0.0	0	0	1	1	0	0
2014 N.Y. Jets	16/16	67	42	25	8.0	41.5	0	0	0.0	0	0	1	1	1	0
2015 N.Y. Jets	11/11	35	20	15	5.0	28.5	0	0	0.0	0	0	2	2	0	0
2016 N.Y. Jets	15/14	62	38	24	1.5	13.0	0	0	0.0	0	0	2	1	2	0
2017 Seattle	7/7	16	8	8	0.5	3.0	1	5	5.0	5	0	1	0	1	20
NFL TOTALS	65/63	258	150	108	18.5	115.0	1	5	5.0	5	0	7	5	4	20



64 **JORDAN ROOS**
GUARD

Height 6-3
 Weight 302
 College Purdue
 NFL Seasons Rookie
 Born July 6, 1993
 Hometown Celina, Texa

ROOS' 2017 SEASON

at GB (9/10): Inactive. SF (9/17): Inactive. at Ten (9/24): Inactive. Indy (10/1): Inactive. at LA (10/8): Inactive. at NYG (10/22): Inactive. Hou (10/29): Inactive.

ROOS' NFL RECORD

Year	Team	—	GP/GS	Postseason
2017	Seattle	—	0/0	
NFL TOTALS		—	0/0	0/0



9

JON RYAN

PUNTER

Height 6-0
Weight 217
College Regina
Seasons NFL 12th, Seahawks 10th
Born November 26, 1981
Hometown Regina, Saskatchewan

RYAN'S 2017 SEASON

at GB (9/10): Landed four punts inside the 20. **at NYG (10/22):** Landed all five punts inside the 20.

2017 Opponent	No	Yds	Avg	Net Avg	LG	I20	TB	Blk
09/10 at Green Bay	6	275	45.8	45.8	59	4	0	0
09/17 San Francisco	7	309	44.1	38.4	57	3	0	0
09/24 at Tennessee	8	388	48.5	39.6	64	0	1	0
10/01 Indianapolis	1	35	35.0	35.0	35	1	0	0
10/08 at L.A. Rams	6	237	39.5	39.5	44	2	0	0
10/22 at N.Y. Giants	5	190	38.0	38.0	49	5	0	0
10/29 Houston	5	237	47.4	42.0	55	1	0	0
TOTALS	38	1,671	44.0	40.3	64	16	1	0

RYAN'S NFL RECORD

Club	G/S	No	Yds	Avg	Net Avg	LG	I20	TB	Blk
2006 Green Bay	16/0	84	3,739	44.5	35.7	66	17	12	0
2007 Green Bay	16/0	60	2,664	44.4	37.6	72	18	11	2
2008 Seattle	15/0	78	3,557	45.6	37.9	63	22	12	1
2009 Seattle	16/0	88	4,068	46.2	38.7	70	28	9	0
2010 Seattle	16/0	78	3,254	41.7	37.3	63	27	1	0
2011 Seattle	16/0	95	4,431	46.6*	39.3	77*	34	8	0
2012 Seattle	16/0	65	2,963	45.6	40.8*	73	30	3	0
2013 Seattle	16/0	74	3,159	42.7	39.2	69	28	5	2
2014 Seattle	16/0	61	2,688	44.1	38.3	66	28	6	1
2015 Seattle	16/0	68	3,105	45.7	37.9	73	24	7	0
2016 Seattle	16/0	71	3,126	44.0	39.3	64	26	3	1
2017 Seattle	7/0	38	1,671	44.0	40.3	64	16	1	0
NFL TOTALS	182/0	860	38,425	44.6	38.3	77	298	78	7

POSTSEASON

Club	G/S	No	Yds	Avg	Net Avg	LG	I20	TB	Blk
2007 Green Bay	2/0	9	298	33.1	28.2	43	3	1	0
2010 Seattle	2/0	13	470	36.2	33.0	52	4	0	0
2012 Seattle	2/0	6	214	35.7	30.3	50	2	1	0
2013 Seattle	3/0	9	356	39.6	28.9	46	2	0	0
2014 Seattle	3/0	15	635	42.3	36.2	61	6	0	0
2015 Seattle	2/0	8	286	35.8	34.9	42	4	0	0
2016 Seattle	2/0	5	232	46.4	44.4	60	2	0	0
NFL TOTALS	16/0	65	2,491	38.3	35.1	61	23	2	0

* Club Record

RYAN'S SINGLE-GAME HIGHS

Punts: 11 vs. Philadelphia (11/2/08)
Avg. (3 min.): 61.0 at Dallas (11/6/11)
Net (3 min.): 58.3 at Dallas (11/6/11)

Longest: 77* at San Francisco (9/11/11)
Inside 20: 6, 3 Times, Last at Miami (11/25/12)

ADDITIONAL STATS

Special Teams Tackles: 2006 (1), 2007 (FR), 2009 (3), 2011 (3), 2015 (2); **Career:** (9, FR). **Passing:** 2007: 1-1 for 18 yards, 2009: 1-1 for 42 yards, 2016: 0-1 for 0 yards; **Career:** 2-3 for 60 yards.
Rushing: 2006: One for -11, 2007: Two for 7, 2009: One for 0, 2010: One for -9; 2014: Two for 5 (fake FG and fumble punt snap), 2016: One for 26 (fake punt); **Career:** Eight for 18 yards.
Postseason Special Teams Passing: 2014 (1-1, 19-yard TD on Fake FG). **Rushing:** 2015 (One for 4 yards following a low snap).



25

RICHARD SHERMAN

CORNERBACK

Height 6-3
Weight 195
College Stanford
Seasons NFL 7th, Seahawks 7th
Born March 30, 1988
Hometown Compton, Calif.

SHERMAN'S 2017 SEASON

at GB (9/10): Started at left CB and had two solo tackles. **SF (9/17):** Fought through sore hamstring during the practice week and started at LCB and had five tackles. **Indy (10/1):** Part of a defense that limited the Colts to 32 total yards in the second half, including zero passing. **at LA (10/8):** Helped limit NFL's leading scoring offense (35.5) 10 total points and zero over the final 40 minutes. **Hou (10/29):** Had two interceptions in a game for the sixth time of career.

SHERMAN'S 2017 GAME-BY-GAME

Game	G/S	T	S	A	QB	Yds.	QH	Int.	Yds.	PD	FF	FR	Yds.
at GB (9/10)	1/1	2	2	0	0.0	0.0	0	0	0	0	0	0	0
SF (9/17)	1/1	5	4	1	0.0	0.0	0	0	0	0	0	1	0
at Ten (9/24)	1/1	3	2	1	0.0	0.0	0	0	0	1	0	0	0
Indy (10/1)	1/1	2	1	1	0.0	0.0	0	0	0	1	0	0	0
at LA (10/8)	1/1	6	6	0	0.0	0.0	0	0	0	0	0	0	0
at NYG (10/22)	1/1	3	2	1	0.0	0.0	0	0	0	1	0	0	0
Hou (10/29)	1/1	4	1	3	0.0	0.0	0	2	20	2	0	0	0
Totals	7/7	25	18	7	0.0	0.0	0	2	20	5	0	1	0

SHERMAN'S NFL RECORD

Club	G/S	Tackles			Sacks		Interceptions								
		Tkl	So	Ast	QB	Yds	No	Yds	Avg	LG	TD	PD	FF	FR	Yds
2011 Seattle	16/10	53	46	7	0.0	0.0	4	45	11.3	33	0	17	1	0	0
2012 Seattle	16/16	62	52	10	1.0	16.0	8	57	7.1	29	1	24	3	1	0
2013 Seattle	16/16	49	38	11	0.0	0.0	8	125	15.6	58t	1	19	0	0	0
2014 Seattle	16/16	57	45	12	0.0	0.0	4	81	10.3	53	0	8	1	0	0
2015 Seattle	16/16	50	32	18	0.0	0.0	2	30	15.0	26	0	15	0	0	0
2016 Seattle	16/16	58	38	20	0.0	0.0	4	37	9.3	31	0	13	0	1	14
2017 Seattle	7/7	25	18	7	0.0	0.0	2	20	10.0	19	0	5	0	1	0
NFL TOTALS	103/97	354	269	85	1.0	16.0	32	395	12.3	58t	2	101	5	3	14

POSTSEASON

Club	G/S	Tackles			Sacks		Interceptions								
		Tkl	So	Ast	QB	Yds	No	Yds	Avg	LG	TD	PD	FF	FR	Yds
2012 Seattle	2/2	0	0	0	0.0	0.0	0	0	0.0	0	0	3	0	0	0
2013 Seattle	3/3	10	4	6	0.0	0.0	0	0	0.0	0	0	2	0	0	0
2014 Seattle	3/3	10	7	3	0.0	0.0	2	0	0.0	0	0	3	0	0	0
2015 Seattle	2/2	9	8	1	0.0	0.0	0	0	0.0	0	0	2	0	0	0
2016 Seattle	2/2	13	7	6	0.0	0.0	0	0	0.0	0	0	0	0	0	0
NFL TOTALS	10/10	42	26	16	0.0	0.0	2	0	0.0	0	0	10	0	0	0

SHERMAN'S SINGLE-GAME HIGHS

Tackles: 8, 5 Times, Last at New Orleans (10/30/16) **Forced Fumbles:** 1, 5 Times, Last vs. Oakland (12/9/14)
Interceptions: 2, 6 Times, Last vs. Houston (10/29/17) **Fumble Recoveries:** 1, 2 Times, Last vs. N.E. (12/9/12)
Sacks: 1.0, vs. N.Y. Jets (11/11/12)

ADDITIONAL STATS

Special Teams Tackles: 2011 (2); **Career:** (2).
Punt Returns: 2013 (1 for -6), 2014 (1 for 0), 2015 (1 for 64), 2016 (1 for 6); **Career:** (4 for 64, 16.0 avg.).
Touchdowns: 2012 (19 yd. INT return, 90 yd. FG block return); 2013 (58 yd. INT return).



98

GARRISON SMITH

DEFENSIVE TACKLE

Height	6-1
Weight	295
College	Georgia
Seasons	NFL 4th, Seahawks 2nd
Born	October 9, 1991
Hometown	Atlanta, Ga.

G. SMITH'S 2017 SEASON

Signed to the active roster on September 19. **at Ten (9/24):** Saw action in first game of the season and assisted on one tackle. **at NYG (10/22):** Inactive. **Hou (10/29):** Inactive.

G. SMITH'S 2017 GAME-BY-GAME

Game	G/S	T	S	A	QB	Yds.	QH	Int.	Yds.	PD	FF	FR	Yds.
at Ten (9/24)	1/0	1	0	1	0.0	0.0	0	0	0	0	0	0	0
Indy (10/1)	1/0	3	1	2	0.0	0.0	0	0	0	0	0	0	0
at LA (10/8)	1/0	0	0	0	0.0	0.0	0	0	0	0	0	0	0
at NYG (10/22)		Inactive											
Hou (10/29)		Inactive											
Totals	3/0	4	1	3	0.0	0.0	0	0	0	0	0	0	0

G. SMITH'S NFL RECORD

Club	G/S	Tackles			Sacks		Interceptions								
		Tkl	So	Ast	QB	Yds	No	Yds	Avg	LG	TD	PD	FF	FR	Yds
2014 Miami		Practice Squad													
New Orleans		Practice Squad													
San Francisco		Practice Squad													
2015 San Francisco		Practice Squad													
2016 Seattle	3/0	5	1	4	0.0	0.0	0	0	0.0	0	0	0	0	0	0
2017 Seattle	3/0	4	1	3	0.0	0.0	0	0	0.0	0	0	0	0	0	0
NFL TOTALS	6/0	9	2	7	0.0	0.0	0	0	0.0	0	0	0	0	0	0



97

MARCUS SMITH

DEFENSIVE END

Height	6-3
Weight	258
College	Louisville
Seasons	NFL 4th, Seahawks 1st
Born	March 31, 1992
Hometown	Columbus, Ga.

M. SMITH'S 2017 SEASON

at GB (9/10): Saw limited action at DE and had a solo stop for a loss. **SF (9/17):** Active but did not play. **Indy (10/1):** Part of a defense that limited the Colts to 32 total yards in the second half, including zero passing. Led team with a career high 1.5 sacks, including a sack fumble that led to a Bobby Wagner 21-yard TD return.

M. SMITH'S 2017 GAME-BY-GAME

Game	G/S	T	S	A	QB	Yds.	QH	Int.	Yds.	PD	FF	FR	Yds.
at GB (9/10)	1/0	1	1	0	0.0	0.0	0	0	0	0	0	0	0
SF (9/17)	0/0	Did Not Play											
at Ten (9/24)	1/0	1	1	0	0.0	0.0	0	0	0	0	0	0	0
Indy (10/1)	1/0	2	1	1	1.5	2.5	1	0	0	0	1	0	0
at LA (10/8)	1/0	1	1	0	0.0	0.0	0	0	0	0	0	0	0
at NYG (10/22)	1/0	0	0	0	0.0	0.0	0	0	0	0	0	0	0
Hou (10/29)	1/0	1	0	1	0.0	0.0	1	0	0	0	0	0	0
Totals	6/0	6	4	2	1.5	2.5	2	0	0	0	1	0	0

Additional Stats: Special Teams Tackles: 1.

M. SMITH'S NFL RECORD

Club	G/S	Tackles			Sacks		Interceptions								
		Tkl	So	Ast	QB	Yds	No	Yds	Avg	LG	TD	PD	FF	FR	Yds
2014 Philadelphia	8/0	1	0	1	0.0	0.0	0	0	0.0	0	0	0	0	0	0
2015 Philadelphia	13/0	7	2	5	1.5	8.5	0	0	0.0	0	0	0	0	0	0
2016 Philadelphia	16/0	16	9	7	2.5	4.0	0	0	0.0	0	0	0	0	0	0
2017 Seattle	6/0	6	4	2	1.5	2.5	0	0	0.0	0	0	0	1	0	0
NFL TOTALS	43/0	30	15	15	5.5	14.5	0	0	0.0	0	0	0	1	0	0

M. SMITH'S SINGLE-GAME HIGHS

Tackles: 3, 2 times, Last vs. NYG (12/22/16) **FF:** 1 vs. Indianapolis (10/1/17)
Sacks: 1.5 vs. Indianapolis (10/1/17) **FR:** None
INT: None

ADDITIONAL STATS

Special Teams Tackles: 2015 (3), 2016 (4), 2017 (1);
Career: (8).



29

EARL THOMAS

SAFETY

Height	5-10
Weight	202
College	Texas
Seasons	NFL 8th, Seahawks 8th
Born	May 7, 1989
Hometown	Orange, Texas

THOMAS' 2017 SEASON

at GB (9/10): Led team with 11 tackles, one shy of tying a career high. Also had a pass defended. **Indy (10/1):** Part of a defense that limited the Colts to 32 total yards in the second half, including zero passing. Led team with seven tackles and had a pass defended. **at LA (10/8):** Earned NFC Defensive Player of the Week. Finished second on the team with seven tackles. Had a forced fumble inches from the Seahawks goal line preventing a Todd Gurley TD that resulted in a touchback on the Rams opening drive. Also had a fourth-quarter interception. Part of a defense playing on the road that limited NFL's leading scoring offense to 10 total points and zero points over the final 40 minutes and five turnovers. Defense forced Rams second-half drives to end in missed FG, an interception, three-and-out punt, interception, fumble, turnover on downs. **Hou (10/29):** Scored fourth-career TD on a career-long 78-yard interception return in the first quarter. Also had five tackles.

THOMAS' 2017 GAME-BY-GAME

Game	G/S	T	S	A	QB	Yds.	QH	Int.	Yds.	PD	FF	FR	Yds.
at GB (9/10)	1/1	11	7	4	0.0	0.0	0	0	0	1	0	0	0
SF (9/17)	1/1	3	2	1	0.0	0.0	0	0	0	0	0	0	0
at Ten (9/24)	1/1	3	2	1	0.0	0.0	0	0	0	0	0	0	0
Indy (10/1)	1/1	7	4	3	0.0	0.0	0	0	0	1	0	0	0
at LA (10/8)	1/1	7	6	1	0.0	0.0	0	1	19	1	1	0	0
at NYG (10/22)	1/1	2	0	2	0.0	0.0	0	0	0	0	0	0	0
Hou (10/29)	1/1	5	3	2	0.0	0.0	0	1	78t	1	0	0	0
Totals	7/7	38	24	14	0.0	0.0	0	2	97	4	1	0	0

THOMAS' NFL RECORD

Club	Tackles				Sacks		Interceptions								
	G/S	Tkl	So	Ast	QB	Yds	No	Yds	Avg	LG	TD	PD	FF	FR	Yds
2010 Seattle	16/16	71	60	11	0.0	0.0	5	68	13.6	34	0	7	1	0	0
2011 Seattle	16/16	92	67	25	0.0	0.0	2	19	9.5	11	0	6	1	2	0
2012 Seattle	16/16	61	39	22	0.0	0.0	3	80	26.7	57t	1	10	1	1	0
2013 Seattle	16/16	100	75	25	0.0	0.0	5	9	1.8	11	0	8	2	0	0
2014 Seattle	16/16	95	69	26	0.0	0.0	1	47	47.0	47	0	6	3	1	0
2015 Seattle	16/16	61	42	19	0.0	0.0	5	67	13.4	32	0	9	1	0	0
2016 Seattle	11/11	46	24	22	0.0	0.0	2	5	2.5	5	0	10	0	1	34t
2017 Seattle	7/7	38	24	14	0.0	0.0	2	97	48.5	78t	1	4	1	0	0
NFL TOTALS	114/114	564	400	164	0.0	0.0	25	392	15.7	78t	2	60	10	5	34

POSTSEASON

Club	Tackles				Sacks		Interceptions								
	G/S	Tkl	So	Ast	QB	Yds	No	Yds	Avg	LG	TD	PD	FF	FR	Yds
2010 Seattle	2/2	12	12	0	0.0	0.0	0	0	0.0	0	0	1	0	0	0
2012 Seattle	2/2	8	3	5	0.0	0.0	2	1	0.5	2	0	2	0	0	0
2013 Seattle	3/3	24	17	7	0.0	0.0	0	0	0.0	0	0	3	0	0	0
2014 Seattle	3/3	25	17	8	0.0	0.0	0	0	0.0	0	0	2	1	0	0
2015 Seattle	2/2	13	5	8	0.0	0.0	0	0	0.0	0	0	1	0	0	0
NFL TOTALS	12/12	82	54	28	0.0	0.0	2	1	0.5	2	0	9	1	0	0

THOMAS' SINGLE-GAME HIGHS

Tackles: 12, 2 Times, Last vs. St. Louis (12/28/14)
Interceptions: 2, vs. San Diego (9/26/10)
Sacks: None
Forced Fumbles: 2, at Kansas City (11/16/14)
Fumble Recoveries: 1, 5 Times, Last at NO (10/30/16)
Touchdowns: 1, 4 Times
 Kansas City (11/28/10) - blocked punt return
 at Buffalo (12/16/12) - 57 INT return
 at New Orleans (10/30/16) - 34 fumble return
 Houston (10/29/17) - 78 INT return

ADDITIONAL STATS

Special Teams Tackles: 2010 (4), 2011 (6), 2012 (5, FR), 2013 (5), 2014 (2), 2015 (3), 2016 (2);
Career: (27, FR).
Punt Returns: 2014 (2 punt returns for 3 yards, 1.5 avg.)
Special Teams Touchdowns: 10-yard return of a blocked punt for a TD.



33 TEDRIC THOMPSON

SAFETY

Height 6-0
Weight 204
College Colorado
NFL Seasons Rookie
Born January 20, 1995
Hometown Valencia, Calif.
Pronunciation TEH-drik

THOMPSON'S 2017 SEASON

at GB (9/10): Inactive. SF (9/17): Inactive. at Ten (9/24): Inactive. Indy (10/1): Inactive. at LA (10/8): Active for first game, but did not play. at NYG (10/22): Inactive. Hou (10/29): Inactive.

THOMPSON'S 2017 GAME-BY-GAME

Game	G/S	T	S	A	QB	Yds.	QH	Int.	Yds.	PD	FF	FR	Yds.
at GB (9/10)	0/0	Inactive											
SF (9/17)	0/0	Inactive											
at Ten (9/24)	0/0	Inactive											
Indy (10/1)	0/0	Inactive											
at LA (10/8)	0/0	Did Not Play											
at NYG (10/22)	0/0	Inactive											
Hou (10/29)	0/0	Inactive											
Totals	0/0	0	0	0	0.0	0.0	0	0	0	0	0	0	0



23 NEIKO THORPE

CORNERBACK

Height 6-2
Weight 210
College Auburn
Seasons NFL 5th, Seahawks 2nd
Born February 11, 1990
Hometown Tucker, Ga.

THORPE'S 2017 SEASON

at GB (9/10): Saw action at CB and on special teams where he had one tackle. SF (9/17): Saw action on special teams but injured ankle and did not return. at Ten (9/24): Inactive (ankle). Indy (10/1): Inactive (ankle). at LA (10/8): Returned from ankle injury and had a special teams tackle and recovered a fumble on punt return. at NYG (10/22): Had one special teams stop.

THORPE'S 2017 GAME-BY-GAME

Game	G/S	T	S	A	QB	Yds.	QH	Int.	Yds.	PD	FF	FR	Yds.
at GB (9/10)	1/0	0	0	0	0.0	0.0	0	0	0	0	0	0	0
SF (9/17)	1/0	Special Teams Only											
at Ten (9/24)	0/0	Inactive (ankle)											
Indy (10/1)	0/0	Inactive (ankle)											
at LA (10/8)	1/0	Special Teams Only											
at NYG (10/22)	1/0	Special Teams Only											
Hou (10/29)	1/0	Special Teams Only											
Totals	5/0	0	0	0	0.0	0.0	0	0	0	0	0	0	0

Special Teams Tackles: 4, FR.

THORPE'S NFL RECORD

Club	Tackles				Sacks		Interceptions									
	G/S	Tkl	So	Ast	QB	Yds	No	Yds	Avg	LG	TD	PD	FF	FR	Yds	
2012 Kansas City	9/0	4	4	0	0.0	0.0	0	0	0.0	0	0	0	0	0	0	0
2014 Oakland	14/0	2	1	1	0.0	0.0	0	0	0.0	0	0	3	0	0	0	0
2015 Oakland	14/2	36	33	3	0.0	0.0	1	-12	-12.0	-12	0	6	0	0	0	0
2016 Seattle	15/0	10	7	3	0.0	0.0	0	0	0.0	0	0	0	0	0	0	0
2017 Seattle	5/0	0	0	0	0.0	0.0	0	0	0.0	0	0	0	0	0	0	0
NFL TOTALS	57/2	52	45	7	0.0	0.0	1	-12	-12.0	-12	0	9	0	0	0	0

POSTSEASON

Club	Tackles				Sacks		Interceptions									
	G/S	Tkl	So	Ast	QB	Yds	No	Yds	Avg	LG	TD	PD	FF	FR	Yds	
2016 Seattle	2/2	2	2	0	0.0	0.0	0	0	0.0	0	0	0	0	0	0	0
NFL TOTALS	2/0	2	2	0	0.0	0.0	0	0	0.0	0	0	0	0	0	0	0

THORPE'S SINGLE-GAME HIGHS

Tackles: 7 vs. N.Y. Jets (11/1/15) **Forced Fumbles:** None
Interceptions: 1 vs. Baltimore (9/20/15) **Fumble Recoveries:** None
Sacks: None **Touchdowns:** None

ADDITIONAL STATS

Special Teams Tackles: 2014 (6), 2015 (4), 2016 (9), 2017 (4, FR); **Career:** (23, FR).
Postseason Special Teams Tackles: 2016 (1); **Career:** (1).



73

MATT TOBIN

TACKLE

Height 6-5
Weight 303
College Iowa
Seasons NFL 5th, Seahawks 1st
Born June 5, 1990
Hometown Dyersville, Iowa

NFL TRANSACTIONS:

05/10/13: Signed with Philadelphia as undrafted FA
 05/16/16: Re-signed with Philadelphia
 12/13/16: Placed on IR (knee)
 08/22/17: Traded to Seattle

NFL CAREER HIGHLIGHTS:

- Started 21 of 42 games played for Philadelphia from 2013-16.
- In 2015, replaced T/G Andrew Gardner as the starting RG after Gardner suffered a season-ending injury in Week 3 at NYJ (9/27/15). Went on to start 13 games.
- Made his first NFL start at SF (9/28/14), filling in for an injured Evan Mathis at left guard.

COLLEGE: Started the final 22 games of his collegiate career, seeing time at both tackle and guard for the Hawkeyes. Honored with the 2012 Brett Greenwood Award, which is awarded to a walk-on student-athlete who embodies the values and behaviors of former Hawkeye walk-on Brett Greenwood. Started all 12 contests for the Hawkeyes as a senior, seeing time at both tackle

and guard. Saw action in all 13 games as a junior in 2011, with 10 starts at left guard.


PERSONAL: Earned second-team all-state honors as a senior captain at Beckman Catholic High School in Dyersville, IA. Played on both the offensive and defensive lines. Also earned first-team All-District honors and was named captain of the All-Area squad. Also earned two letters in baseball and track and field at Beckman Tobin is married to wife Shawna Determann. Tobin earned his degree from Iowa in geoscience.

TOBIN'S NFL RECORD

Year	Team	GP/GS	Postseason
2013	Philadelphia	1/0	1/0
2014	Philadelphia	13/7	0/0
2015	Philadelphia	16/13	0/0
2016	Philadelphia	12/1	0/0
2017	Seattle	5/0	0/0
NFL TOTALS		47/21	1/0

TOBIN'S 2017 SEASON

at GB (9/10): Saw action on special teams. **SF (9/17):** Active but did not play. **at Ten (9/24):** Saw limited action as extra blocker in jumbo package and at the end of the game for Rees Odhiambo. **Indy (10/1):** Saw action as extra blocker in jumbo package and on special teams. **at LA (10/8):** Saw action as extra blocker in jumbo package and on special teams. **Hou (10/29):** Saw action on special teams.



81

NICK VANNETT

TIGHT END

Height 6-6
Weight 261
College Ohio State
Seasons NFL 2nd, Seahawks 2nd
Born March 6, 1993
Hometown Westerville, Ohio
Pronunciation VAN-NET

VANNETT'S 2017 SEASON

at GB (9/10): Saw action at TE and had a 10-yard reception. **Hou (10/29):** Had an 8-yard reception.

VANNETT'S GAME-BY-GAME

-----Receiving-----							-----Receiving-----						
2017	Opponent	No	Yds	Avg	LG	TD	2016	Opponent	No	Yds	Avg	LG	TD
09/10	at Green Bay	1	10	10.0	10	0	Games 1-4		Inactive (Ankle)				
09/17	San Francisco	0	0	0.0	0	0	10/16	Atlanta	0	0	0.0	0	0
09/24	at Tennessee	0	0	0.0	0	0	10/23	at Arizona	0	0	0.0	0	0
10/01	Indianapolis	0	0	0.0	0	0	10/30	at New Orleans	1	7	7.0	7	0
10/08	at L.A. Rams	2	3	1.5	3	0	11/7	Buffalo	0	0	0.0	0	0
10/22	at N.Y. Giants	1	12	12.0	12	0	11/13	at New England	0	0	0.0	0	0
10/29	Houston	1	8	8.0	8	0	11/20	Philadelphia		Inactive			
TOTALS (7/0)							11/27	at Tampa Bay	0	0	0.0	0	0
		5	33	6.6	12	0	12/4	Carolina	2	25	12.5	21	0
							12/11	at Green Bay	0	0	0.0	0	0
							12/15	L.A. Rams	0	0	0.0	0	0
							12/24	Arizona		Inactive			
							1/1/17	at San Francisco		Inactive			
							TOTALS (9/2)		3	32	10.7	21	0
							1/7	Detroit		Inactive			
							1/14	at Atlanta		Inactive			
							Playoff Totals (0/0)		0	0	0.0	0	0


VANNETT'S NFL RECORD

RECEIVING						
Club	G/S	No	Yds	Avg	LG	TD
2016	Seattle	9/2	3	32	10.7	21
2017	Seattle	7/0	5	33	6.6	12
NFL TOTALS		16/2	8	65	8.1	21
POSTSEASON						
Club	G/S	No	Yds	Avg	LG	TD
2016	Seattle	0/0	0	0	0.0	0
NFL TOTALS		0/0	0	0	0.0	0

VANNETT'S SINGLE-GAME HIGHS

Receptions: 2, 2 Times, Last at L.A. Rams (10/8/17)
Touchdowns: None

Receiving Yards: 25 vs. Carolina (12/4/16)
Longest Reception: 21 vs. Carolina (12/4/16)



54

BOBBY WAGNER

LINEBACKER

Height 6-0
Weight 245
College Utah State
Seasons NFL 6th, Seahawks 6th
Born June 27, 1990
Hometown Ontario, Calif.

WAGNER'S 2017 SEASON

at GB (9/10): Started at MLB and had nine tackles and a pass defended. **SF (9/17):** Had seven tackles and seventh-career interception. **at Ten (9/24):** Led team with 11 tackles. **Indy (10/1):** Part of a defense that limited the Colts to 32 total yards in the second half, including zero passing. Finished second on team with six tackles, including a half sack and three QB hits. Recovered a fumble and returned it 21 yards for a TD, his third-career TD. **at NYG (10/22):** Had eight tackles (6 solo), a QB hit and pass defended. **Hou (10/29):** Had a season-high 12 tackles.

WAGNER'S 2017 GAME-BY-GAME

Game	G/S	T	S	A	QB	Yds.	QH	Int.	Yds.	PD	FF	FR	Yds.
at GB (9/10)	1/1	9	6	3	0.0	0.0	0	0	0	1	0	0	0
SF (9/17)	1/1	7	4	3	0.0	0.0	0	1	7	2	0	0	0
at Ten (9/24)	1/1	11	8	3	0.0	0.0	0	0	0	0	0	0	0
Indy (10/1)	1/1	6	4	2	0.5	7.0	3	0	0	0	0	1	21t
at LA (10/8)	1/1	8	8	0	0.0	0.0	1	0	0	0	0	0	0
at NYG (10/22)	1/1	8	6	2	0.0	0.0	1	0	0	1	0	0	0
Hou (10/29)	1/1	12	8	4	0.0	0.0	0	0	0	0	0	0	0
Totals	7/7	61	44	17	0.5	7.0	5	1	7	4	0	1	21t

WAGNER'S NFL RECORD

Club	G/S	Tackles			Sacks		Interceptions					TD	PD	FF	FR	Yds
		Tkl	So	Ast	QB	Yds	No	Yds	Avg	LG						
2012 Seattle	16/15	140	86	54	2.0	11.0	3	55	18.3	45	0	4	0	0	0	0
2013 Seattle	14/14	119	71	48	5.0	36.5	2	9	4.5	9	0	6	0	1	0	0
2014 Seattle	11/11	104	67	37	2.0	13.0	0	0	0.0	0	0	3	0	0	0	0
2015 Seattle	15/15	114	67	47	0.5	4.5	0	0	0.0	0	0	7	2	3	55	0
2016 Seattle	16/16	167	85	82	4.5	27.0	1	9	9.0	9	0	3	0	1	0	0
2017 Seattle	7/7	61	44	17	0.5	7.0	1	7	7.0	7	0	4	0	1	21	0
NFL TOTALS	79/78	705	420	285	14.5	99.0	7	80	11.4	45	0	27	2	6	76	0

POSTSEASON

Club	G/S	Tackles			Sacks		Interceptions					TD	PD	FF	FR	Yds
		Tkl	So	Ast	QB	Yds	No	Yds	Avg	LG						
2012 Seattle	2/2	17	12	5	0.0	0.0	1	4	4.0	4	0	1	0	0	0	0
2013 Seattle	3/3	34	17	17	0.0	0.0	0	0	0.0	0	0	1	0	0	0	0
2014 Seattle	3/3	31	16	15	0.0	0.0	1	0	0.0	0	0	1	0	0	0	0
2015 Seattle	2/2	20	12	8	0.0	0.0	0	0	0.0	0	0	0	0	0	0	0
2016 Seattle	2/2	18	11	7	0.0	0.0	0	0	0.0	0	0	0	0	0	0	0
NFL TOTALS	12/12	120	68	52	0.0	0.0	2	4	4.0	4	0	3	0	0	0	0

WAGNER'S SINGLE-GAME HIGHS

Tackles: 16, vs. Buffalo (11/7/16) **Sacks:** 2.0, at San Francisco (1/1/17)
Forced Fumbles: 1 vs. Pittsburgh (11/29/15) **Interceptions:** 2, vs. Arizona (12/9/12)
Fumble Recoveries: 1, 6 Times, Last vs. Indy (10/1/17) **Touchdowns:** 1, 3 Times, Last FR vs. Indy (10/1/17)

ADDITIONAL STATS

Special Teams Tackles: 2016 (Block FG); **Career:** (Block FG).



7

BLAIR WALSH

KICKER

Height 5-10
Weight 175
College Georgia
Seasons NFL 6th, Seahawks 1st
Born January 8, 1990
Hometown Fort Lauderdale, Fla.

WALSH'S 2017 SEASON

at GB (9/10): Made all three FG attempts in first game with the Seahawks. **SF (9/17):** Connected on both FG attempts from 25 and 27 yards. **at LA (10/8):** Connected on all three FG attempts, including a 48-yarder as time expired in the first half and a 35-yarder with 1:09 remaining in the game sandwiched around a season-long 49-yarder. **Hou (10/29):** Connected on a pair of 21-yard FGs and all five PATs.

2017	Opp	Pts	PAT-Att	FG-FGA	Made
09/10	at GB	9	0-0	3-3	33,21,41
09/17	SF	6	0-1	2-2	25,27
09/24	at Ten	3	3-3	0-0	
10/01	Indy	8	5-5	1-2	44
10/08	at LAR	10	1-1	3-3	48,49,35
10/22	at NYG	6	3-3	1-1	39
10/29	Hou	11	5-5	2-2	21,21
TOTALS (7/0)		53	17-18	12-13	Long:49

WALSH'S NFL RECORD

KICKING												
Club	G	PAT-Att	FG-Att	1-19	20-29	30-39	40-49	50+	FG%	LG	Pts	
2012 Minnesota	16/0	36-36	35-38	0-0	10-10	8-9	7-9	10-10	92.1	56	141	
2013 Minnesota	16/0	43-44	26-30	0-0	7-7	12-12	5-6	2-5	86.7	54	121	
2014 Minnesota	16/0	29-29	26-35	2-2	4-5	8-10	7-9	5-9	74.3	55	107	
2015 Minnesota	16/0	33-37	34-39	0-0	9-9	13-15	6-7	6-8	87.2	54	135	
2016 Minnesota	9/0	15-19	12-16	1-1	1-1	5-6	4-6	1-2	75.0	50	51	
2017 Seattle	7/0	17-18	12-13	0-0	5-5	3-4	4-4	0-0	92.3	49	53	
NFL TOTALS	80/0	173-183	145-171	3-3	36-37	49-56	34-42	24-34	84.8	56	617	
POSTSEASON												
Club	G	PAT-Att	FG-Att	1-19	20-29	30-39	40-49	50+	FG%	LG	Pts	
2012 Minnesota	1/0	1-1	1-1	0-0	0-0	1-1	0-0	0-0	100.0	33	4	
2015 Minnesota	1/0	0-0	3-4	0-0	1-2	0-0	2-2	0-0	75.0	47	9	
PLAYOFFS	2/0	1-1	4-5	0-0	1-2	1-1	2-2	0-0	80.0	47	13	

WALSH'S SINGLE-GAME HIGHS

Most FGs Att.: 6 at Tennessee (9/11/16) **Most PATs Att.:** 6 vs. Philadelphia (12/15/13)
Most FGs Made: 5, 3 Times, Last vs. NYG (12/27/15) **Most PATs Made:** 6 vs. Philadelphia (12/15/13)
Longest FG Att.: 57* vs. Chicago (12/1/13) **Points Scored:** 18, 2 Times, Last vs. NYG (12/27/15)
Longest FG Made: 56 at Houston (12/23/12) **Consecutive Games with FG:** 11 (12/21/14 - 1/15/15)

* - Minnesota franchise record

WALSH'S GAME-BY-GAME KICKING

2012	Opp	Pts	PAT-Att	FG-FGA	Made	2013	Opp	Pts	PAT-Att	FG-FGA	Made
9/9	Jac	14	2-2	4-4	20,42,55,38	9/8	at Det	6	3-3	1-1	52
9/16	at Ind	8	2-2	2-2	51,29	9/15	at Chi	12	3-3	3-3	28,28,22
9/23	SF	6	3-3	1-1	52	9/22	Cle	9	3-3	2-2	43,30
9/30	at Det	8	2-2	2-3	49,27,(46)	9/29	Pit	10	4-4	2-3	54,37,(44)
10/7	Tenn	12	3-3	3-3	42,36,26	10/13	Car	4	1-1	1-1	22
10/14	at Was	12	0-0	4-4	20,27,27,37	10/21	at NYG	1	1-1	0-1	(54)
10/21	Ari	3	3-3	0-0		10/27	GB	7	4-4	1-1	36
10/25	TB	5	2-2	1-1	51	11/3	at Dal	5	2-3	1-1	23
11/4	at Sea	8	2-2	2-2	36,55	11/7	Was	10	4-4	2-2	39,40
11/11	Det	14	2-2	4-4	48,23,23,33	11/17	at Sea	8	2-2	2-2	32,45
11/25	at Chi	4	1-1	1-2	40,(30B)	11/24	at GB	14	2-2	4-4	36,47,29,35
12/2	at GB	2	2-2	0-1	(42)	12/1	Chi	11	2-2	3-4	32,30,(57)34
12/9	Chi	3	3-3	0-0		12/8	at Bal	8	2-2	2-2	39,40
12/16	at StL	18	3-3	5-5	50,38,42,53,51	12/15	Phi	12	6-6	2-3	(55),21,38
12/23	at Hou	11	2-2	3-3	56,41,39	12/22	at Cin	2	2-2	0-0	
12/30	GB	13	4-4	3-3	54,37,29	12/29	Det	2	2-2	0-0	
TOTALS (16/0)	141	36-36	35-38	Long: 56		TOTALS (16/0)	121	43-44	26-30	Long: 54	
1/5/13	at GB	4	1-1	1-1	33						
PLAYOFFS (1/0)	4	1-1	1-1	Long: 33							

2014	Opp	Pts	PAT-Att	FG-FGA	Made	2015	Opp	Pts	PAT-Att	FG-FGA	Made
9/7	at StL	10	4-4	2-2	52,46	9/14	at SF	3	0-0	1-2	(44),37
9/14	NE	1	1-1	0-1	(48)	9/20	Det	8	2-3	2-2	28,23
9/21	at NO	9	0-0	3-3	25,30,40	9/27	SD	7	4-4	1-1	24
9/28	Atl	15	3-3	4-5	18,33,41,55,(48)	10/4	at Den	8	2-2	2-3	(38),38,33
10/2	at GB	4	1-1	1-1	26	10/18	KC	10	1-1	3-3	24,45,45
10/12	Det	3	0-0	1-1	40	10/25	at Det	16	1-2	5-5	37,53,51,35,22
10/19	at Buf	10	1-1	3-3	33,40,55	11/1	at Chi	11	2-2	3-3	43,48,36
10/26	at TB	7	1-1	2-3	38,46,(56)	11/8	StL	7	1-1	2-2	34,40
11/2	Was	3	3-3	0-0		11/15	at Oak	12	3-3	3-5	20,38,(53),(39),34
11/16	at Chi	7	1-1	2-3	26,50,(38)	11/22	GB	1	1-2	0-0	
11/23	GB	7	1-1	2-2	39,51	11/29	at Atl	8	2-2	2-3	(51),29,39
11/30	Car	7	4-4	1-1	39	12/6	Sea	1	1-1	0-0	
12/7	NYJ	6	3-3	1-3	20,(39),(56)	12/10	at Ari	8	2-2	2-2	44,54
12/14	at Det	2	2-2	0-3	(26),(53),(68)	12/20	Chi	8	5-5	1-1	53
12/21	at Mia	9	3-3	2-2	18,33	12/27	NYG	18	3-4	5-5	32,52,22,53,27
12/28	Chi	7	1-1	2-2	37,44	1/3/16	at GB	8	2-2	2-2	39,32
TOTALS (16/0)	107	29-29	26-35	Long: 54		TOTALS (16/0)	135	33-37	34-39	Long: 54	

2016	Opp	Pts	PAT-Att	FG-FGA	Made
9/11	at Ten	13	1-2	4-6	(37),(56),50,33,45,30
9/18	GB	5	2-2	1-1	46
9/25	at Car	6	0-1	2-2	28,31
10/3	NYG	6	3-3	1-2	(46),44
10/9	Hou	7	4-4	1-1	19
10/23	at Phi	4	1-1	1-1	48
10/31	at Chi	4	1-1	1-1	30
11/6	Det	4	1-2	1-2	33,(46B)
11/13	at Was	2	2-3	0-0	
TOTALS (9/0)	51	15-19	12-16	Long: 50	



57

MICHAEL WILHOITE

LINEBACKER

Height	6-0
Weight	245
College	Washburn
Seasons	NFL 6th, Seahawks 1st
Born	December 7, 1986
Hometown	Topeka, Kansas

WILHOITE'S 2017 SEASON

at GB (9/10): Inactive (calf). SF (9/17): Made first start for Seattle at OLB. at Ten (9/24): Started second straight game at OLB. Indy (10/1): Started at OLB and part of a defense that limited the Colts to 32 total yards in the second half, including zero passing.

WILHOITE'S 2017 GAME-BY-GAME

Game	G/S	T	S	A	QB	Yds.	QH	Int.	Yds.	PD	FF	FR	Yds.
at GB (9/10)		Inactive (calf)											
SF (9/17)	1/1	2	2	0	0.0	0.0	0	0	0	0	0	0	0
at Ten (9/24)	1/1	3	3	0	0.0	0.0	0	0	0	0	0	0	0
Indy (10/1)	1/1	3	2	1	0.0	0.0	0	0	0	0	0	0	0
at LA (10/8)	1/0	1	0	1	0.0	0.0	0	0	0	0	0	0	0
at NYG (10/22)1/1		0	0	0	0.0	0.0	0	0	0	0	0	0	0
Hou (10/29)	1/0	0	0	0	0.0	0.0	0	0	0	0	0	0	0
Totals	6/4	9	7	2	0.0	0.0	0	0	0	0	0	0	0

Additional Stats: Special Teams Tackles: 2.

WILHOITE'S NFL RECORD

Club	G/S	Tackles			Sacks		Interceptions									
		Tkl	So	Ast	QB	Yds	No	Yds	Avg	LG	TD	PD	FF	FR	Yds	
2012 San Fran	5/0	0	0	0	0.0	0.0	0	0	0.0	0	0	0	0	0	0	0
2013 San Fran	16/2	24	14	10	0.0	0.0	0	0	0.0	0	0	0	1	0	0	0
2014 San Fran	16/16	121	72	49	0.0	0.0	2	1	1.0	1	0	6	1	0	0	0
2015 San Fran	12/12	86	65	21	0.0	0.0	1	0	0.0	0	0	1	0	0	0	0
2016 San Fran	16/6	59	41	18	0.5	4.0	0	0	0.0	0	0	0	1	1	1	0
2017 Seattle	6/4	9	7	2	0.0	0.0	0	0	0.0	0	0	0	0	0	0	0
NFL TOTALS	71/40	299	199	100	0.5	4.0	3	1	0.3	1	0	8	2	1	0	0

POSTSEASON

Club	G/S	Tackles			Sacks		Interceptions									
		Tkl	So	Ast	QB	Yds	No	Yds	Avg	LG	TD	PD	FF	FR	Yds	
2012 San Fran	3/0	0	0	0	0.0	0.0	0	0	0.0	0	0	0	0	0	0	0
2013 San Fran	3/0	0	0	0	0.0	0.0	0	0	0.0	0	0	0	0	0	0	0
NFL TOTALS	6/0	0	0	0	0.0	0.0	0	0	0.0	0	0	0	0	0	0	0

WILHOITE'S SINGLE-GAME HIGHS

Tackles: 15, at N.Y. Giants (10/11/15)	Sacks: 0.5, vs. Arizona (10/6/16)
Forced Fumbles: 1, 2 Times, Last vs. S.D. (12/20/14)	Interceptions: 1, 3 Times, Last at Baltimore (10/18/15)
Fumble Recoveries: 1, at Atlanta (12/18/16)	Touchdowns: None

ADDITIONAL STATS

Special Teams Tackles: 2012 (7), 2013 (17), 2014 (3), 2016 (9), 2017 (2); Career: 38.
 Postseason Special Teams Tackles: 2012 (3), 2013 (3); Career: 6.



82

LUKE WILLSON

TIGHT END

Height	6-5
Weight	254
College	Rice
Seasons	NFL 5th, Seahawks 5th
Born	January 15, 1990
Hometown	Lasalle, Ontario, Can.

WILLSON'S 2017 SEASON

at **GB (9/10)**: Saw action at TE. at **Ten (9/24)**: Had three receptions for 53 yards including a 27-yard TD. **Indy (10/1)**: Had one catch for a 6-yard TD. First time of career with TDs in consecutive games. at **NYG (10/22)**: Started and had a 13-yard reception.

-----Receiving-----						
2017	Opponent	No	Yds	Avg	LG	TD
09/10	at Green Bay	0	0	0.0	0	0
09/17	San Francisco	3	25	8.3	19	0
09/24	at Tennessee	3	53	17.7	27t	1
10/01	Indianapolis	1	6	6.0	6t	1
10/08	at L.A. Rams	0	0	0.0	0	0
10/22	at N.Y. Giants	1	13	13.0	13	0
10/29	Houston	0	0	0.0	0	0
TOTALS (7/1)		8	97	12.1	27t	2

WILLSON'S NFL RECORD

RECEIVING						
Club	G/S	No	Yds	Avg	LG	TD
2013 Seattle	16/7	20	272	13.6	39t	1
2014 Seattle	15/10	22	362	16.5	80t	3
2015 Seattle	14/7	17	213	12.5	24	1
2016 Seattle	11/6	15	129	8.6	19	2
2017 Seattle	7/1	8	97	12.1	27t	2
NFL TOTALS	63/31	82	1,073	13.1	80t	9

POSTSEASON						
Club	G/S	No	Yds	Avg	LG	TD
2013 Seattle	3/0	2	17	8.5	12	0
2014 Seattle	3/3	6	79	13.2	29	1
2015 Seattle	1/1	4	54	13.5	22	0
2016 Seattle	2/1	1	4	4.0	4	0
NFL TOTALS	9/5	13	154	11.8	29	1

WILLSON'S SINGLE-GAME HIGHS

Receptions: 5 vs. Jacksonville (9/22/13) **Receiving Yards:** 139 at Arizona (12/21/14)
Touchdowns: 2 at Arizona (12/21/14) **Longest Reception:** 80t at Arizona (12/21/14)

WILLSON'S GAME-BY-GAME

-----Receiving-----							-----Receiving-----						
2013	Opponent	No	Yds	Avg	LG	TD	2014	Opponent	No	Yds	Avg	LG	TD
9/8	at Carolina	0	0	0.0	0	0	9/04	Green Bay	1	1	1.0	1	0
9/15	San Francisco	0	0	0.0	0	0	9/14	at San Diego	0	0	0.0	0	0
9/22	Jacksonville	5	76	15.2	35	0	9/21	Denver	0	0	0.0	0	0
9/29	at Houston	0	0	0.0	0	0	10/06	at Washington	3	28	9.3	19	0
10/6	at Indianapolis	2	28	14.0	17	0	10/12	Dallas	2	11	5.5	10	0
10/13	Tennessee	2	17	8.5	14	0	10/19	at St. Louis	Inactive (groin)				
10/17	at Arizona	1	23	23.0	23	0	10/26	at Carolina	1	23	23.0	23t	1
10/28	at St. Louis	0	0	0.0	0	0	11/02	Oakland	1	16	16.0	16	0
11/3	Tampa Bay	0	0	0.0	0	0	11/09	NY Giants	0	0	0.0	0	0
11/10	at Atlanta	1	19	19.0	19	0	11/16	at Kansas City	3	51	17.0	27	0
11/17	Minnesota	1	7	7.0	7	0	11/23	Arizona	1	21	21.0	21	0
12/2	New Orleans	1	2	2.0	2	0	11/27	at San Francisco	4	39	9.8	15	0
12/8	at San Francisco	3	70	23.3	39t	1	12/07	at Philadelphia	1	1	1.0	1	0
12/15	at NY Giants	2	23	11.5	15	0	12/14	San Francisco	0	0	0.0	0	0
12/22	Arizona	1	3	3.0	3	0	12/21	at Arizona	3	139	46.3	80t	2
12/29	St. Louis	1	4	4.0	4	0	12/28	St. Louis	2	32	16.0	28	0
TOTALS (16/7)		20	272	13.6	39t	1	TOTALS (15/10)		22	362	16.5	80t	3
1/11	New Orleans	0	0	0.0	0	0	1/10	Carolina	4	68	17.0	29	1
1/19	San Francisco	0	0	0.0	0	0	1/18	Green Bay	2	11	5.5	8	0
2/2	Denver	2	17	8.5	12	0	2/1	New England	0	0	0.0	0	0
Playoff Totals (3/0)		2	17	8.5	12	0	TOTALS (3/3)		6	79	13.2	29	1

-----Receiving-----							-----Receiving-----						
2015	Opponent	No	Yds	Avg	LG	TD	2016	Opponent	No	Yds	Avg	LG	TD
9/13	at St. Louis	0	0	0.0	0	0	9/11	Miami	2	26	13.0	19	0
9/20	at Green Bay	2	36	18.0	24	0	9/18	at L.A. Rams	1	6	6.0	6	0
9/27	Chicago	Inactive (Back)					9/25	San Francisco	2	9	4.5	7	0
10/05	Detroit	2	15	7.5	9	0	10/2	at N.Y. Jets	0	0	0.0	0	0
10/11	at Cincinnati	2	17	8.5	9	0	10/16	Atlanta	1	9	9.0	9	0
10/18	Carolina	1	16	16.0	16	0	Games 6-9	Inactive (Knee)					
10/22	at San Francisco	0	0	0.0	0	0	11/20	Philadelphia	1	12	12.0	12	0
11/01	at Dallas	2	41	20.5	22t	1	11/27	at Tampa Bay	1	11	11.0	11	0
11/15	Arizona	0	0	0.0	0	0	12/4	Carolina	Inactive (Knee)				
11/22	San Francisco	2	15	7.5	10	0	12/11	at Green Bay	1	11	11.0	11	0
11/29	Pittsburgh	1	12	12.0	12	0	12/15	L.A. Rams	3	19	6.3	9	1
12/06	at Minnesota	2	36	18.0	22	0	12/24	Arizona	0	0	0.0	0	0
12/13	at Baltimore	1	8	8.0	8	0	1/1/17	at San Francisco	3	26	8.7	11t	1
12/20	Cleveland	2	17	8.5	11	0	TOTALS (11/6)		15	129	8.6	19	2
12/27	St. Louis	0	0	0.0	0	0	1/7	Detroit	1	4	4.0	4	0
1/03	at Arizona	Inactive (Concussion)					1/14	at Atlanta	0	0	0.0	0	0
TOTALS (14/7)		17	213	12.5	24	1	TOTALS (2/1)		1	4	4.0	4	0
1/10	at Minnesota	Inactive (Concussion)											
1/17	at Carolina	4	54	13.5	22	0							
TOTALS (1/1)		4	54	13.5	22	0							



3

RUSSELL WILSON

QUARTERBACK

Height	5-11
Weight	215
College	Wisconsin
Seasons	NFL 6th, Seahawks 6th
Born	November 29, 1988
Hometown	Richmond, Va.

WILSON'S 2017 SEASON

at GB (9/10): Started at QB. **SF (9/17):** Led 22nd career game-winning drive when tied or behind in the fourth quarter or overtime when he led a 10-play, 82-yard TD drive that resulted in a 9-yard TD pass to Paul Richardson. On the drive, Wilson rushed four times for 27 yards and two first downs. **at Ten (9/24):** Set career highs in attempts (49) and passing yards (373). Marked his ninth career 300-yard passing game (11th including playoffs). **at NYG (10/22):** Posted a season-best 121.1 passer rating with his 10th-career 300-yard game to go with three TD passes. **Hou (10/29):** Passed for a franchise record 452 yards and four TDs to go along with his 23rd career 4th quarter or OT comeback. Had two fourth-quarter TDs, including the game winner with :21 remaining. Was 3-3 for 80 yards in 1:18 with no timeouts remaining on the game-winning drive.

2017		PASSING										
Date	Opponent	P/S	Att	Com	Yds	Pct	TD	Int	LG	Sacked	W/L	Rating
09/10	at Green Bay	(S)	27	14	158	51.9	0	0	34	3/23	L	69.7
09/17	San Francisco	(S)	39	23	198	58.9	1	0	22	3/17	W	80.9
09/24	at Tennessee	(S)	49	29	373	59.2	4	0	46	1/9	L	110.3
10/01	Indianapolis	(S)	26	21	295	80.8	2	2	41	3/12	W	107.5
10/08	at L.A. Rams	(S)	37	24	198	64.9	1	1	21	3/19	W	76.2
10/22	at N.Y. Giants	(S)	39	27	334	69.2	3	0	38t	1/13	W	121.1
10/29	Houston	(S)	41	26	452	63.4	4	1	66	2/6	W	123.2
TOTALS		(7/7)	258	164	2,008	63.6	15	4	66	16/99	5-2	100.4

2017		RUSHING						
Date	Opponent	P/S	Att	Yds	Avg	LG	TD	
09/10	at Green Bay	(S)	2	40	20.0	29	0	
09/17	San Francisco	(S)	12	34	2.8	11	0	
09/24	at Tennessee	(S)	7	26	3.7	11	0	
10/01	Indianapolis	(S)	4	38	9.5	23t	1	
10/08	at L.A. Rams	(S)	5	16	3.2	9	0	
10/22	at N.Y. Giants	(S)	2	10	5.0	7	0	
10/29	Houston	(S)	4	30	7.5	21	0	
TOTALS		(7/7)	36	194	5.4	29	1	

WILSON'S NFL RECORD

PASSING											
Year	Club	G/S	Att	Comp	Yds	Pct	TD	Int	LG	Sacked	Rate
2012	Seattle	16/16	393	252	3,118	64.1	26	10	67	33/203	100.0
2013	Seattle	16/16	407	257	3,357	63.1	26	9	80t	44/272	101.2
2014	Seattle	16/16	452	285	3,475	63.1	20	7	80t	42/242	95.0
2015	Seattle	16/16	483	329	4,024	*68.1	*34	8	80t	45/265	*110.1
2016	Seattle	16/16	546	*353	*4,219	64.7	21	11	59	41/293	92.6
2017	Seattle	7/7	258	164	2,008	63.6	15	4	66	16/99	100.4
NFL TOTALS		87/87	2,539	1,640	20,201	64.6	142	49	80t	221/1,374	99.7

RUSHING							
Year	Club	G/S	Att	Yds	Avg	LG	TD
2012	Seattle	16/16	94	489	5.2	25t	4
2013	Seattle	16/16	96	539	5.6	27	1
2014	Seattle	16/16	**118	**849	**7.2	**55	**6
2015	Seattle	16/16	103	553	5.4	24	1
2016	Seattle	16/16	72	259	3.6	18	1
2017	Seattle	7/7	36	194	5.4	29	1
NFL TOTALS		87/87	519	2,882	5.5	55	14

*Club record **Club record by QB

SINGLE-GAME HIGHS

Attempts:	49 at Tennessee	(9/24/17)
Completions:	32 at St. Louis	(9/13/15)
Completion %:*	82.8 vs. San Francisco (24/29)	(11/22/15)
Yards:	452# vs. Houston	(9/24/17)
Longest, No TD:	67 vs. Arizona	(12/9/12) to Anthony McCoy
Longest TD:	80t, 3 Times, Last vs. Pittsburgh	(11/29/15) to Doug Baldwin
Most TDs:	5, 2 Times, Last at Baltimore	(12/13/15)
Highest Pass Rating (Home):	151.4 vs. Minnesota	(11/17/13)
Highest Pass Rating (Away):	146.0 at Minnesota	(12/6/15)
Interceptions:	5 at Green Bay	(12/11/16)
Rushes:	14** vs. N.Y. Giants	(10/6/13)
Rushing Yds.:	122** at Washington	(10/6/13)
Longest Rush:	55**, at Arizona	(12/21/14)
Rushing TD:	3** at Buffalo	(12/16/12)

*Min. 20 attempts **Club record by QB #Club record

POSTSEASON

Year	Club	G/S	PASSING								
			Att	Comp	Yds	Pct	TD	Int	LG	Sacked	Rate
2012	Seattle	2/2	62	39	572	62.9	3	1	34	7/48	101.0
2013	Seattle	3/3	68	43	524	63.2	3	0	51	7/22	101.6
2014	Seattle	3/3	72	41	724	56.9	6	5	63t	10/58	81.9
2015	Seattle	2/2	74	44	508	59.5	4	3	35	7/54	81.4
2016	Seattle	2/2	60	40	449	66.7	4	2	42	6/31	97.2
NFL TOTALS		12/12	336	207	2,777	61.6	20	11	63t	37/213	94.1

Year	Club	G/S	RUSHING				
			Att	Yds	Avg	LG	TD
2012	Seattle	2/2	15	127	8.5	17	1
2013	Seattle	3/3	11	42	3.8	16	0
2014	Seattle	3/3	17	86	5.1	17	1
2015	Seattle	2/2	8	53	6.6	14	0
2016	Seattle	2/2	9	46	5.1	14	0
NFL TOTALS		12/12	60	354	5.9	28	2

4TH-QUARTER WINS (BEHIND OR TIED ENTERING 4TH QUARTER)

Date	Opp	Situation	Result	Play/Drive & Time Remaining
09/24/12	GB	Behind 12-7	Won 14-12	24 yd TD pass as time expired
10/14/12	NE	Behind 23-17	Won 24-23	46 yd TD pass @1:18
12/02/12	at Chi	Behind 14-10	Won 23-17 (ot)	14 yd TD pass @ :24
12/30/12	StL	Tied 17-17	Won 23-17 (ot)	13 yd TD pass @7:33 in OT
01/06/13*	at Wash	Tied 13-13	Won 20-13	1 yd TD run @ 1:39
09/08/13	at Car	Behind 14-13	Won 24-14	TD drive @ 7:08
09/29/13	at Hou	Behind 7-6	Won 12-7	43 yd TD pass at 10:13
10/13/13	Tenn	Behind 20-6	Won 23-20 (ot)	45 yd FG @ 3:19 in OT
11/03/13	TB	Tied 10-10	Won 20-13	Lynch 3-yd TD run @ 7:33
01/19/14*	SF	Behind 24-14	Won 27-24 (ot)	27 yd FG @ 8:11 in OT
09/21/14	Den	Behind 17-13	Won 23-17	35-yd TD pass @ 13:44
10/26/14	at Car	Behind 20-20	Won 26-20 (ot)	TD drive @ 9:14 in OT
11/09/14	NYG	Behind 9-6	Won 13-9	23-yd TD pass @0:47
12/28/14	StL	Tied 17-17	Won 38-17	TD drive @ 12:47
01/18/15*	GB	Tied 6-6	Won 20-6	TD drive @ 12:07
11/01/15	at Dal	Tied 22-22	Won 28-22	35-yd TD pass @ 11:41 in OT
11/29/15	Pitt	Behind 12-10	Won 13-12	24-yard FG drive @ 1:04
01/10/16*	at Minn	Behind 27-26	Won 39-30	30-yd TD pass @ 8:12
09/11/16	Mia	Behind 9-0	Won 10-9	46-yd FG drive @ 8:04
10/16/16	Atlanta	Behind 10-6	Won 12-10	2-yd TD pass @ 0:31
11/13/16	at NE	Behind 24-23	Won 26-24	44-yd FG @ 1:57
09/17/17	SF	Behind 24-22	Won 31-24	23 yd FG @ 8:56
10/29/17	Hou	Behind 9-6	Won 12-9	9 yd TD pass @ 7:06
		Behind 38-34	Won 41-38	18 yd TD pass @ 0:21

*Playoffs

WILSON'S GAME-BY-GAME

2012

Date	Opponent	P/S	PASSING								W/L Rating	
			Att	Com	Yds	Pct	TD	Int	LG	Sacked		
09/09	at Arizona	(S)	34	18	153	52.9	1	1	27	3/14	L 62.5	
09/16	Dallas	(S)	20	15	151	75.0	1	0	22t	2/18	W 112.7	
09/24	Green Bay	(S)	21	10	130	47.6	2	0	41t	1/19	W 99.3	
09/30	at St. Louis	(S)	25	17	160	68.0	0	3	17	2/20	L 45.8	
10/07	at Carolina	(S)	25	19	221	76.0	1	2	30	2/9	W 82.3	
10/14	New England	(S)	27	16	293	59.3	3	0	51	2/10	W 133.7	
10/18	at San Francisco	(S)	23	9	122	39.1	0	1	36	2/7	L 38.7	
10/28	at Detroit	(S)	35	25	236	71.4	2	1	19	0/0	L 96.8	
11/04	Minnesota	(S)	24	16	173	66.7	3	0	23	1/8	W 127.3	
11/11	N.Y. Jets	(S)	19	12	188	63.2	2	0	38t	4/22	W 131.0	
11/25	at Miami	(S)	27	21	224	77.8	2	0	32	2/8	L 125.9	
12/02	at Chicago	(S)	37	23	293	62.2	2	0	49	2/0	W 104.9	
12/09	Arizona	(S)	13	7	148	53.8	1	1	67	1/7	W 88.0	
12/16	at Buffalo	(S)	23	14	205	60.9	1	0	44	2/9	W 104.4	
12/23	San Francisco	(S)	21	15	171	71.4	4	1	43	1/1	W 115.3	
12/30	St. Louis	(S)	19	15	250	78.9	1	0	49	6/41	W 136.3	
TOTALS			(16/16)	393	252	3,118	64.1	26	10	67	33/203	11-5 100.0
01/06/13	at Washington	(S)	26	15	187	57.7	1	0	33	5/31	W 92.9	
01/13/13	at Atlanta	(S)	36	24	385	66.7	2	1	34	2/17	L 109.1	
PLAYOFF TOTALS			(2/2)	62	39	572	62.9	3	1	34	7/48	1-1 101.0

W/L record reflects games started only



2012

Date	Opponent	P/S	RUSHING					
			Att	Yds	Avg	LG	TD	
09/09	at Arizona	(S)	8	20	2.5	5	0	
09/16	Dallas	(S)	4	28	7.0	14	0	
09/24	Green Bay	(S)	3	18	6.0	12	0	
09/30	at St. Louis	(S)	7	14	2.0	8	0	
10/07	at Carolina	(S)	5	12	2.4	9	0	
10/14	New England	(S)	5	17	3.4	9	0	
10/18	at San Francisco	(S)	3	10	3.3	9	0	
10/28	at Detroit	(S)	1	9	9.0	9	0	
11/04	Minnesota	(S)	9	27	3.0	13	0	
11/11	N.Y. Jets	(S)	7	34	4.9	18	0	
11/25	at Miami	(S)	5	38	7.6	20	0	
12/02	at Chicago	(S)	9	71	7.9	13	0	
12/09	Arizona	(S)	3	12	4.0	6	0	
12/16	at Buffalo	(S)	9	92	10.2	25t	3	
12/23	San Francisco	(S)	6	29	4.8	9	0	
12/30	St. Louis	(S)	10	58	5.8	15	1	
TOTALS			(16/16)	94	489	5.2	25t	4
01/06/13	at Washington	(S)	8	67	8.4	28	0	
01/13/13	at Atlanta	(S)	7	60	8.6	17	1	
PLAYOFF TOTALS			(2/2)	15	127	8.5	28	1

WILSON'S GAME-BY-GAME

2013

PASSING

Date	Opponent	P/S	Att	Com	Yds	Pct	TD	Int	LG	Sacked	W/L Rating
09/8	at Carolina	(S)	33	25	320	75.8	1	0	43t	2/20	W 115.7
09/15	San Francisco	(S)	19	8	142	42.1	1	1	51	4/24	W 63.9
09/22	Jacksonville	(S)	21	14	202	66.7	4	1	30	2/8	W 117.5
09/29	at Houston	(S)	23	12	123	52.2	0	1	24	5/32	W 49.7
10/06	at Indianapolis	(S)	31	15	210	48.4	2	1	28t	2/5	L 78.7
10/13	Tennessee	(S)	31	23	257	74.2	0	0	55	2/4	W 98.5
10/17	at Arizona	(S)	29	18	235	62.1	3	0	32	3/26	W 122.1
10/28	at St. Louis	(S)	18	10	139	55.6	2	0	80t	7/48	W 117.6
11/03	Tampa Bay	(S)	26	19	217	73.1	2	2	28	0/0	W 91.3
11/10	at Atlanta	(S)	26	19	287	73.1	2	0	46	1/8	W 134.6
11/17	Minnesota	(S)	18	13	230	72.2	2	0	44	1/6	W 151.4
12/02	New Orleans	(S)	30	22	310	73.3	3	0	60	1/8	W 139.6
12/08	at San Francisco	(S)	25	15	199	60.0	1	1	39t	2/21	L 81.9
12/15	at NY Giants	(S)	27	18	206	66.7	1	1	30	4/29	W 86.3
12/22	Arizona	(S)	27	11	108	40.7	1	1	28	4/19	L 49.6
12/29	St. Louis	(S)	23	15	172	65.2	1	0	47t	4/14	W 102.1
TOTALS		(16/16)	407	257	3,357	63.1	26	9	80t	44/272	13-3 101.2
01/11	New Orleans	(S)	18	9	103	50.0	0	0	25	3/0	W 67.6
01/19	San Francisco	(S)	25	16	215	64.0	1	0	51	4/22	W 104.6
02/02	Denver	(S)	25	18	206	72.0	2	0	37	0/0	W 123.1
PLAYOFF TOTALS		(3/3)	68	43	524	63.2	3	0	51	7/22	3-0 101.6

W/L record reflects games started only

2013

RUSHING

Date	Opponent	P/S	Att	Yds	Avg	LG	TD
09/08	at Carolina	(S)	5	7	1.4	7	0
09/15	San Francisco	(S)	10	33	3.3	11	0
09/22	Jacksonville	(S)	2	14	7.0	10	0
09/29	at Houston	(S)	10	77	7.7	25	0
10/06	at Indianapolis	(S)	13	102	7.8	22	0
10/13	Tennessee	(S)	10	61	6.1	23	0
10/17	at Arizona	(S)	8	29	3.6	11	0
10/28	at St. Louis	(S)	3	16	5.3	17	0
11/03	Tampa Bay	(S)	6	36	6.0	16	1
11/10	at Atlanta	(S)	3	20	6.7	10	0
11/17	Minnesota	(S)	2	14	7.0	12	0
12/02	New Orleans	(S)	8	47	5.9	15	0
12/08	at San Francisco	(S)	1	2	2.0	2	0
12/15	at NY Giants	(S)	8	50	6.3	16	0
12/22	Arizona	(S)	2	32	16.0	27	0
12/29	St. Louis	(S)	5	-1	-0.2	8	0
TOTALS		(16/16)	96	539	5.6	27	1
01/11	New Orleans	(S)	3	16	5.3	8	0
01/19	San Francisco	(S)	5	0	0.0	3	0
02/02	Denver	(S)	3	26	8.7	16	0
PLAYOFF TOTALS		(3/3)	11	42	3.8	16	0



WILSON'S GAME-BY-GAME

2014

PASSING

Date	Opponent	P/S	Att	Com	Yds	Pct	TD	Int	LG	Sacked	W/L Rating
09/04	Green Bay	(S)	28	19	191	67.9	2	0	33t	1/0	W 110.9
09/14	at San Diego	(S)	25	17	202	68.0	2	0	32	2/22	L 119.1
09/21	Denver	(S)	34	24	258	70.6	2	1	39t	3/20	W 99.9
10/06	at Washington	(S)	24	18	201	75.0	2	0	36	3/23	W 127.3
10/12	Dallas	(S)	28	14	126	50.0	0	1	53	2/0	L 47.6
10/19	at St. Louis	(S)	36	23	313	63.9	2	0	49	3/21	L 110.1
10/26	at Carolina	(S)	32	20	199	62.5	1	1	23t	1/8	W 77.5
11/02	Oakland	(S)	35	17	179	48.6	0	0	39	1/2	W 63.9
11/09	NY Giants	(S)	17	10	172	58.8	0	2	60	2/12	W 53.7
11/16	at Kansas City	(S)	32	20	178	62.5	2	0	27	2/10	L 98.2
11/23	Arizona	(S)	22	17	211	77.3	1	0	48	7/42	W 121.6
11/27	at San Francisco	(S)	22	15	236	68.2	1	0	63	4/14	W 118.8
12/07	at Philadelphia	(S)	37	22	263	59.5	2	0	25	2/11	W 99.3
12/14	San Francisco	(S)	24	12	168	50.0	1	1	47	5/30	W 69.4
12/21	at Arizona	(S)	31	20	339	64.5	2	0	80t	1/10	W 122.9
12/28	St. Louis	(S)	25	17	239	68.0	0	1	38	3/17	W 81.9
TOTALS		(16/16)	452	285	3,475	63.1	20	7	80t	42/242	12-4 95.0
01/10	Carolina	(S)	22	15	268	68.2	3	0	63t	2/20	W 149.2
01/18	Green Bay	(S)	29	14	209	48.3	1	4	35t	5/25	W 44.3
02/01	New England	(S)	21	12	247	57.1	2	1	45	3/13	L 110.6
TOTALS		(3/3)	72	41	724	56.9	6	5	63t	10/58	2-1 81.9


W/L record reflects games started only

2014

RUSHING

Date	Opponent	P/S	Att	Yds	Avg	LG	TD
09/04	Green Bay	(S)	7	29	4.1	13	0
09/14	at San Diego	(S)	2	18	9.0	13	0
09/21	Denver	(S)	9	40	4.4	9	0
10/06	at Washington	(S)	11	122*	11.1	29	1
10/12	Dallas	(S)	2	12	6.0	9t	1
10/19	at St. Louis	(S)	7	106	15.1	52	1
10/26	at Carolina	(S)	6	35	5.8	15	0
11/02	Oakland	(S)	8	31	3.9	19	0
11/09	NY Giants	(S)	14*	107	7.6	26	1
11/16	at Kansas City	(S)	8	71	8.9	14	0
11/23	Arizona	(S)	10	73	7.3	40	0
11/27	at San Francisco	(S)	7	35	5.0	12	0
12/07	at Philadelphia	(S)	10	48	4.8	26t	1
12/14	San Francisco	(S)	5	27	5.4	19	0
12/21	at Arizona	(S)	6	88	14.7	55*	1
12/29	St. Louis	(S)	6	7	1.2	6	0
TOTALS		(16/16)	118	849	7.2	55	6
01/10	Carolina	(S)	7	22	3.1	14	0
01/18	Green Bay	(S)	7	25	3.6	15	1
02/01	New England	(S)	3	39	13.0	17	0
TOTALS		(3/3)	17	86	5.1	17	1

*Club record by QB



WILSON'S GAME-BY-GAME

2015

PASSING

Date	Opponent	P/S	Att	Com	Yds	Pct	TD	Int	LG	Sacked	W/L Rating
09/13	at St. Louis	(S)	41	32	251	78.0	1	1	23	6/32	L 90.1
09/20	at Green Bay	(S)	30	19	206	63.3	2	1	32	2/1	L 91.8
09/27	Chicago	(S)	30	20	235	66.7	1	0	30t	4/23	W 101.4
10/05	Detroit	(S)	26	20	287	76.9	1	0	50	6/52	W 125.0
10/11	at Cincinnati	(S)	23	15	213	65.2	1	1	46	4/16	L 91.4
10/18	Carolina	(S)	30	18	241	60.0	1	0	45	4/22	L 96.7
10/22	at San Francisco	(S)	24	18	235	75.0	1	2	43t	5/23	W 84.5
11/01	at Dallas	(S)	30	19	210	63.3	1	1	22t	0/0	W 81.3
11/15	Arizona	(S)	32	14	240	43.8	1	1	40	2/12	L 67.2
11/22	San Francisco	(S)	29	24	260	82.8	3	0	31t	2/7	W 138.6
11/29	Pittsburgh	(S)	30	21	345	70.0	5	0	80t	2/9	W 147.9
12/06	at Minnesota	(S)	27	21	274	77.8	3	0	53t	1/8	W 146.0
12/13	at Baltimore	(S)	32	23	292	71.9	5	0	49t	0/0	W 139.6
12/20	Cleveland	(S)	30	21	249	70.0	3	0	39	2/8	W 128.3
12/27	St. Louis	(S)	41	25	289	61.0	2	1	28	4/36	L 88.4
01/03	at Arizona	(S)	28	19	197	67.9	3	0	36	1/16	W 123.7
TOTALS		(16/16)	483	329	4,024	68.1	34	8	80t	45/265	10-6 110.1
01/10	at Minnesota	(S)	26	13	142	50.0	1	1	35	2/13	W 63.3
01/17	at Carolina	(S)	48	31	366	64.6	3	2	33t	5/41	L 91.1
PLAYOFF TOTALS		(2/2)	74	44	508	59.5	4	3	35	7/54	1-1 81.4

W/L record reflects games started only

2015

RUSHING

Date	Opponent	P/S	Att	Yds	Avg	LG	TD
09/13	at St. Louis	(S)	8	31	3.9	10	0
09/20	at Green Bay	(S)	10	78	7.8	17	0
09/27	Chicago	(S)	6	28	4.7	13	0
10/05	Detroit	(S)	10	40	4.0	15	0
10/11	at Cincinnati	(S)	3	21	7.0	9	0
10/18	Carolina	(S)	8	53	6.6	24	0
10/22	at San Francisco	(S)	7	20	2.9	9	0
11/01	at Dallas	(S)	6	32	5.3	10	0
11/15	Arizona	(S)	6	52	8.7	20	0
11/22	San Francisco	(S)	9	30	3.3	8	0
11/29	Pittsburgh	(S)	4	14	3.5	10	0
12/06	at Minnesota	(S)	9	51	5.7	14	1
12/13	at Baltimore	(S)	1	6	6.0	6	0
12/20	Cleveland	(S)	5	46	9.2	16	0
12/27	St. Louis	(S)	6	38	6.5	21	0
01/03	at Arizona	(S)	5	13	2.6	9	0
TOTALS		(16/16)	103	553	5.4	24	1
01/10	at Minnesota	(S)	5	21	4.2	11	0
01/17	at Carolina	(S)	3	32	10.7	14	0
PLAYOFF TOTALS		(2/2)	8	53	6.6	14	0



WILSON'S GAME-BY-GAME

2016

PASSING

Date	Opponent	P/S	Att	Com	Yds	Pct	TD	Int	LG	Sacked	W/L Rating
09/11	Miami	(S)	43	27	258	62.8	1	1	24	3/18	W 77.5
09/18	at L.A.	(S)	35	22	254	62.9	0	0	53	2/15	L 84.7
09/25	San Francisco	(S)	23	15	243	65.2	1	0	59	2/17	W 114.9
10/02	at N.Y. Jets	(S)	32	23	309	71.9	3	0	42t	2/21	W 133.5
10/16	Atlanta	(S)	37	25	270	67.6	0	0	25	1/9	W 88.8
10/23	at Arizona	(S)	37	24	225	64.9	0	0	31	1/20	T 81.5
10/30	at New Orleans	(S)	34	22	253	64.7	0	1	27	1/11	L 74.8
11/07	Buffalo	(S)	26	20	282	76.9	2	0	50	4/37	W 137.0
11/13	at New England	(S)	37	25	348	67.6	3	0	39	3/24	W 124.6
11/20	Philadelphia	(S)	31	18	272	58.1	1	0	44	1/0	W 97.8
11/27	at Tampa Bay	(S)	33	17	151	51.5	0	2	21	6/33	L 38.8
12/4	Carolina	(S)	36	26	277	72.2	1	1	40	3/21	W 92.0
12/11	at Green Bay	(S)	39	22	240	56.4	1	5	31	3/22	L 43.7
12/15	L.A. Rams	(S)	26	19	229	73.1	3	1	57t	2/2	W 122.1
12/24	Arizona	(S)	45	29	350	64.4	4	0	42t	6/37	L 117.8
1/1/17	at San Francisco	(S)	32	19	258	59.4	1	0	42	1/6	W 95.6
TOTALS		(16/16)	546	353	4,219	64.7	21	11	59	41/293	10-5-1 92.6
1/7	Detroit	(S)	30	23	224	76.7	2	0	42	3/14	W 119.3
1/14	at Atlanta	(S)	30	17	225	56.7	2	2	40	3/17	L 75.0
TOTALS		(2/2)	60	40	449	66.7	4	2	42	6/31	1-1 97.2

W/L record reflects games started only

2016

RUSHING

Date	Opponent	P/S	Att	Yds	Avg	LG	TD
09/11	Miami	1/1	4	16	4.0	9	0
09/18	at L.A.	1/1	5	14	2.8	8	0
09/25	San Francisco	1/1	1	3	3.0	3	0
10/02	at N.Y. Jets	1/1	5	-5	-1.0	2	0
10/16	Atlanta	1/1	6	7	1.2	6	0
10/23	at Arizona	1/1	1	-2	-2.0	-2	0
10/30	at New Orleans	1/1	3	11	3.7	5	0
11/07	Buffalo	1/1	3	10	3.3	8	1
11/13	at New England	1/1	3	6	2.0	6	0
11/20	Philadelphia	1/1	8	19	2.4	7	0
11/27	at Tampa Bay	1/1	8	80	10.0	17	0
12/4	Carolina	1/1	3	29	9.7	18	0
12/11	at Green Bay	1/1	4	19	4.8	8	0
12/15	L.A. Rams	1/1	6	12	2.0	9	0
12/24	Arizona	1/1	10	36	3.6	15	0
1/1/17	at San Francisco	1/1	2	4	2.0	4	0
TOTALS		(16/16)	72	259	3.6	18	1
1/7	Detroit	1/1	3	-3	-1.0	-1	0
1/14	at Atlanta	1/1	6	49	8.2	14	0
PLAYOFF TOTALS		(2/2)	9	46	5.1	14	0





50

K.J. WRIGHT

LINEBACKER

Height 6-4
Weight 246
College Mississippi State
Seasons NFL 7th, Seahawks 7th
Born July 23, 1989
Hometown Olive Branch, Miss.

WRIGHT'S 2017 SEASON

at GB (9/10): Started at LB and had nine tackles. **SF (9/17):** Led team with eight tackles. **Indy (10/1):** Part of a defense that limited the Colts to 32 total yards in the second half, including zero passing. **at NYG (10/22):** Led team with 11 stops. **Hou (10/29):** Had a career-high 14 tackles.

WRIGHT'S 2017 GAME-BY-GAME

Game	G/S	T	S	A	QB	Yds.	QH	Int.	Yds.	PD	FF	FR	Yds.
at GB (9/10)	1/1	9	7	2	0.0	0.0	0	0	0	0	0	0	0
SF (9/17)	1/1	8	5	3	0.0	0.0	0	0	0	1	0	0	0
at Ten (9/24)	1/1	8	5	3	0.0	0.0	0	0	0	0	0	0	0
Indy (10/1)	1/1	4	3	1	0.0	0.0	1	0	0	0	0	0	0
at LA (10/08)	1/1	2	1	1	0.0	0.0	0	0	0	0	0	0	0
at NYG (10/22)	1/1	11	6	5	0.0	0.0	0	0	0	0	0	0	0
Hou (10/29)	1/1	14	9	5	0.0	0.0	0	0	0	0	0	0	0
Totals	7/7	56	36	20	0.0	0.0	1	0	0	1	0	0	0

WRIGHT'S NFL RECORD

Club	G/S	Tackles			Sacks		Interceptions				TD	PD	FF	FR	Yds
		Tkl	So	Ast	QB	Yds	No	Yds	Avg	LG					
2011 Seattle	16/12	61	46	15	2.0	9.0	0	0	0.0	0	0	2	1	1	30
2012 Seattle	15/15	96	66	30	1.0	13.0	1	24	24.0	24	0	5	1	0	0
2013 Seattle	13/13	80	46	34	1.5	4.5	0	0	0.0	0	0	4	0	1	0
2014 Seattle	16/16	107	74	33	2.0	8.0	0	0	0.0	0	0	4	2	1	0
2015 Seattle	16/16	116	71	45	1.0	11.0	0	0	0.0	0	0	3	4	2	4
2016 Seattle	16/16	126	72	54	4.0	7.0	0	0	0.0	0	0	5	1	1	0
2017 Seattle	6/6	42	27	15	0.0	0.0	0	0	0.0	0	0	1	0	0	0
NFL TOTALS	98/94	628	402	226	11.5	52.5	1	24	24.0	24	0	24	9	6	34

POSTSEASON

Club	G/S	Tackles			Sacks		Interceptions				TD	PD	FF	FR	Yds
		Tkl	So	Ast	QB	Yds	No	Yds	Avg	LG					
2012 Seattle	2/2	16	8	8	0.0	0.0	0	0	0.0	0	0	2	0	0	0
2013 Seattle	2/1	8	5	3	0.0	0.0	0	0	0.0	0	0	0	0	0	0
2014 Seattle	3/3	23	16	7	0.0	0.0	0	0	0.0	0	0	1	0	0	0
2015 Seattle	2/2	21	11	10	0.5	3.0	0	0	0.0	0	0	0	0	0	0
2016 Seattle	2/2	16	8	8	0.0	0.0	0	0	0.0	0	0	0	0	0	0
NFL TOTALS	11/10	84	48	36	0.5	3.0	0	0	0.0	0	0	3	0	0	0

WRIGHT'S SINGLE-GAME HIGHS

Tackles: 13, vs. Oakland (11/2/14) **Fumble Recoveries:** 1, 6 Times, Last vs. Arizona (12/24/16)
Forced Fumbles: 1, 9 Times, Last vs. Carolina (12/4/16) **Sacks:** 1.0, 11 Times, Last at San Francisco (1/1/17)
Interceptions: 1, at Buffalo (12/16/12) **Touchdowns:** 1, FR at Dallas (11/1/15)

ADDITIONAL STATS

Special Teams Tackles: 2011 (4), 2012 (3); **Career:** (7). **Postseason:** 2013 (1), 2014 (1); **Career:** (2).

National Football League Game Summary

NFL Copyright © 2017 by The National Football League. All rights reserved. This summary and play-by-play is for the express purpose of assisting media in their coverage of the game; any other use of this material is prohibited without the written permission of the National Football League. Updated: 10/30/2017

Date: Sunday, 10/29/2017

Houston Texans at Seattle Seahawks

Start Time: 1:05 PM PDT

at CenturyLink Field, Seattle, WA

Game Day Weather

Game Weather: Cloudy
Played Outdoor on Turf: FieldTurf

Temp: 50° F (10.0° C) Humidity: 90%, Wind: ENE 2 mph
Outdoor Weather: Cloudy,

Officials

Referee: McAulay, Terry (77)	Umpire: Woods, Steven (54)	Down Judge: Bergman, Jeff (32)
Line Judge: Johnson, Carl (101)	Field Judge: Banks, Michael (72)	Side Judge: Monroe, Jonah (120)
Back Judge: Martinez, Rich (39)	Replay Official: Frantz, Earnie (0)	

Lineups

Houston Texans				Seattle Seahawks			
Offense		Defense		Offense		Defense	
WR 10	D.Hopkins	RDE 98	D.Reader	WR 89	D.Baldwin	LDE 72	M.Bennett
LT 76	D.Brown	NT 92	B.Dunn	LT 70	R.Odhiambo	LDT 90	J.Reed
LG 71	X.Su'a-Filo	LDE 95	C.Covington	LG 77	E.Pocic	RDT 91	S.Richardson
C 66	N.Martin	SAM 57	B.Scarlett	C 68	J.Britt	RDE 55	F.Clark
RG 79	J.Allen	MIKE 55	B.McKinney	RG 75	O.Aboushi	CB 28	J.Coleman
RT 68	B.Giacomini	WILL 41	Z.Cunningham	RT 76	G.Ifedi	MLB 54	B.Wagner
TE 84	R.Griffin	JACK 90	J.Clowney	TE 88	J.Graham	OLB 50	K.Wright
WR 15	W.Fuller V	LCB 24	J.Joseph	RB 27	E.Lacy	LCB 25	R.Sherman
QB 4	D.Watson	RCB 25	K.Jackson	WR 10	P.Richardson	RCB 26	S.Griffin
WR 12	B.Ellington	FS 29	A.Hal	QB 3	R.Wilson	SS 31	K.Chancellor
RB 26	L.Miller	SS 21	M.Gilchrist	FB 38	T.Madden	FS 29	E.Thomas

Substitutions

K 7 K.Fairbairn, P 9 S.Lechler, WR 13 B.Miller, WR 14 C.Thompson, RB 22 J.Todman, S 23 K.Drummond, RB 27 D.Foreman, RB 28 A.Blue, CB 30 K.Johnson, S 35 E.Pleasant, CB 40 M.Williams, S 43 C.Moore, FB 45 J.Prosch, LS 46 J.Weeks, LB 50 B.Heeney, ILB 52 B.Peters, OLB 58 L.Houston, C 65 G.Mancz, T 70 J.Davenport, TE 89 S.Anderson, DE 91 C.Watkins, OLB 94 U.Kamalu

Substitutions

K 7 B.Walsh, P 9 J.Ryan, WR 16 T.Lockett, WR 19 T.McEvoy, CB 20 J.Lane, RB 21 J.McKissic, CB 23 N.Thorpe, FS 30 B.McDougald, RB 34 T.Rawls, SS 42 D.Hill, LB 52 T.Garvin, LB 57 M.Wilhoite, LB 58 D.Alexander, G 63 M.Glowinski, DE 67 B.Jackson, LS 69 T.Ott, T 73 M.Tobin, TE 81 N.Vannett, TE 82 L.Willson, WR 84 A.Darboh, DT 92 N.Jones, DE 93 D.Freeney, DE 97 M.Smith

Did Not Play

QB 3 T.Savage, CB 31 T.Decoud

Did Not Play

QB 6 A.Davis

Not Active

ILB 44 J.Jenkins, ILB 51 D.Cole, G 61 K.Fuller, G 64 D.Johnson, T 74 C.Clark, DE 93 J.Heath, DE 96 K.Langford

Not Active

RB 22 C.Prosise, FS 33 T.Thompson, G 64 J.Roos, G/T 78 L.Joeckel, T 79 I.Battle, DT 98 G.Smith, DE 99 Q.Jefferson

Field Goals (made () & missed)

K.Fairbairn	(31)	B.Walsh	(21) (21)
		1	2
VISITOR:	Houston Texans	14	7
HOME:	Seattle Seahawks	14	7
		3	4
		OT	Total
		0	38
		0	41

Scoring Plays

Team	Qtr	Time	Play Description (Extra Point) (Drive Info)	Visitor	Home
Texans	1	12:38	W.Fuller V 59 yd. pass from D.Watson (K.Fairbairn kick) (5-75, 2:22)	7	0
Seahawks	1	10:08	E.Thomas 78 yd. interception return (B.Walsh kick)	7	7
Texans	1	6:08	L.Miller 3 yd. run (K.Fairbairn kick) (8-82, 4:00)	14	7
Seahawks	1	2:11	P.Richardson 20 yd. pass from R.Wilson (B.Walsh kick) (8-75, 3:57)	14	14
Texans	2	9:34	W.Fuller V 20 yd. pass from D.Watson (K.Fairbairn kick) (11-84, 5:06)	21	14
Seahawks	2	6:02	P.Richardson 7 yd. pass from R.Wilson (B.Walsh kick) (6-75, 3:32)	21	21
Texans	3	7:05	K.Fairbairn 31 yd. Field Goal (10-63, 4:19)	24	21
Seahawks	3	4:36	B.Walsh 21 yd. Field Goal (6-75, 2:29)	24	24
Seahawks	3	2:24	B.Walsh 21 yd. Field Goal (5-5, 1:21)	24	27

National Football League Game Summary

NFL Copyright © 2017 by The National Football League. All rights reserved. This summary and play-by-play is for the express purpose of assisting media in their coverage of the game; any other use of this material is prohibited without the written permission of the National Football League. Updated: 10/30/2017

Texans	4	9:09	L.Miller 2 yd. pass from D.Watson (K.Fairbairn kick) (5-71, 2:16)	31	27
Seahawks	4	5:37	J.Graham 1 yd. pass from R.Wilson (B.Walsh kick) (7-75, 3:32)	31	34
Texans	4	4:49	D.Hopkins 72 yd. pass from D.Watson (K.Fairbairn kick) (2-75, 0:48)	38	34
Seahawks	4	0:21	J.Graham 18 yd. pass from R.Wilson (B.Walsh kick) (3-80, 1:18)	38	41
Paid Attendance: 69,025				Time: 3:19	

Houston Texans vs Seattle Seahawks
10/29/2017 at CenturyLink Field

Final Individual Statistics

Houston Texans

Seattle Seahawks

RUSHING						RUSHING					
	ATT	YDS	AVG	LG	TD		ATT	YDS	AVG	LG	TD
D.Watson	8	67	8.4	18	0	R.Wilson	4	30	7.5	21	0
L.Miller	21	54	2.6	13	1	J.McKissic	4	6	1.5	4	0
A.Blue	5	21	4.2	7	0	E.Lacy	6	0	0.0	3	0
						T.Rawls	6	-1	-0.2	3	0
						T.Lockett	1	-2	-2.0	-2	0
Total	34	142	4.2	18	1	Total	21	33	1.6	21	0

PASSING									PASSING								
	ATT	CMP	YDS	SK/YD	TD	LG	IN	RT		ATT	CMP	YDS	SK/YD	TD	LG	IN	RT
D.Watson	30	19	402	5/35	4	72	3	106.9	R.Wilson	41	26	452	2/6	4	66	1	123.2
Total	30	19	402	5/35	4	72	3	106.9	Total	41	26	452	2/6	4	66	1	123.2

PASS RECEIVING								PASS RECEIVING													
	TAR	REC	YDS	AVG	LG	TD		TAR	REC	YDS	AVG	LG	TD		TAR	REC	YDS	AVG	LG	TD	
D.Hopkins	11	8	224	28.0	72	1	T.Lockett	8	6	121	20.2	54	0								
W.Fuller V	8	5	125	25.0	59	2	P.Richardson	7	6	105	17.5	48	2								
L.Miller	3	3	19	6.3	9	1	D.Baldwin	10	6	54	9.0	13	0								
B.Ellington	4	1	13	13.0	13	0	J.Graham	5	4	39	9.8	18	2								
S.Anderson	2	1	11	11.0	11	0	T.Madden	1	1	66	66.0	66	0								
R.Griffin	2	1	10	10.0	10	0	T.McEvoy	1	1	53	53.0	53	0								
							N.Vannett	1	1	8	8.0	8	0								
							J.McKissic	2	1	6	6.0	6	0								
							T.Rawls	1	0	0	0.0	0	0								
							L.Willson	1	0	0	0.0	0	0								
Total	30	19	402	21.2	72	4	Total	37	26	452	17.4	66	4								

INTERCEPTIONS							INTERCEPTIONS						
	NO	YDS	AVG	LG	TD		NO	YDS	AVG	LG	TD		
M.Williams	1	2	2.0	2	0	R.Sherman	2	20	10.0	19	0		
Total	1	2	2.0	2	0	E.Thomas	1	78	78.0	78	1		
						Total	3	98	32.7	78	1		

PUNTING								PUNTING							
	NO	YDS	AVG	NET	TB	IN20	LG		NO	YDS	AVG	NET	TB	IN20	LG
S.Lechler	5	265	53.0	51.0	0	2	63	J.Ryan	5	237	47.4	42.0	0	1	55
Total	5	265	53.0	51.0	0	2	63	Total	5	237	47.4	42.0	0	1	55

PUNT RETURNS								PUNT RETURNS							
	NO	YDS	AVG	FC	LG	TD		NO	YDS	AVG	FC	LG	TD		
W.Fuller V	3	27	9.0	1	11	0	T.Lockett	3	10	3.3	0	11	0		
[OUT OF BOUNDS]	1	0	0.0	0	0	0	[DOWNED]	1	0	0.0	0	0	0		
							[OUT OF BOUNDS]	1	0	0.0	0	0	0		
Total	3	27	9.0	1	11	0	Total	3	10	3.3	0	11	0		

KICKOFF RETURNS								KICKOFF RETURNS							
	NO	YDS	AVG	FC	LG	TD		NO	YDS	AVG	FC	LG	TD		
C.Thompson	4	76	19.0	0	25	0	T.Lockett	2	32	16.0	0	21	0		
[TOUCHBACK]	4	0	0.0	0	0	0	[TOUCHBACK]	5	0	0.0	0	0	0		
Total	4	76	19.0	0	25	0	Total	2	32	16.0	0	21	0		

Houston Texans

FUMBLES											
	FUM	LOST	OWN-REC	YDS	TD	FORCED	OPP-REC	YDS	TD	OUT-BDS	
C.Thompson	1	0	1	0	0	0	0	0	0	0	
J.Clowney	0	0	0	0	0	1	0	0	0	0	
Total	1	0	1	0	0	1	0	0	0	0	

Seattle Seahawks

FUMBLES											
	FUM	LOST	OWN-REC	YDS	TD	FORCED	OPP-REC	YDS	TD	OUT-BDS	
R.Wilson	1	0	0	0	0	0	0	0	0	0	
L.Willson	0	0	1	0	0	0	0	0	0	0	
T.McEvoy	0	0	0	0	0	1	0	0	0	0	
Total	1	0	1	0	0	1	0	0	0	0	

Houston Texans vs Seattle Seahawks
10/29/2017 at CenturyLink Field

Final Team Statistics

	Visitor Texans	Home Seahawks
TOTAL FIRST DOWNS	25	21
By Rushing	8	3
By Passing	15	15
By Penalty	2	3
THIRD DOWN EFFICIENCY	2-10-20%	5-12-42%
FOURTH DOWN EFFICIENCY	1-1-100%	0-0-0%
TOTAL NET YARDS	509	479
Total Offensive Plays (inc. times thrown passing)	69	64
Average gain per offensive play	7.4	7.5
NET YARDS RUSHING	142	33
Total Rushing Plays	34	21
Average gain per rushing play	4.2	1.6
Tackles for a loss-number and yards	4-7	6-19
NET YARDS PASSING	367	446
Times thrown - yards lost attempting to pass	5-35	2-6
Gross yards passing	402	452
PASS ATTEMPTS-COMPLETIONS-HAD INTERCEPTED	30-19-3	41-26-1
Avg gain per pass play (inc.# thrown passing)	10.5	10.4
KICKOFFS Number-In End Zone-Touchbacks	7-5-5	8-6-4
PUNTS Number and Average	5-53.0	5-47.4
Had Blocked	0	0
FGs - PATs Had Blocked	0-0	0-0
Net Punting Average	51.0	42.0
TOTAL RETURN YARDAGE (Not Including Kickoffs)	29	108
No. and Yards Punt Returns	3-27	3-10
No. and Yards Kickoff Returns	4-76	2-32
No. and Yards Interception Returns	1-2	3-98
PENALTIES Number and Yards	8-93	10-120
FUMBLES Number and Lost	1-0	1-0
TOUCHDOWNS	5	5
Rushing	1	0
Passing	4	4
Interceptions	0	1
EXTRA POINTS Made-Attempts	5-5	5-5
Kicking Made-Attempts	5-5	5-5
FIELD GOALS Made-Attempts	1-1	2-2
RED ZONE EFFICIENCY	2-3-67%	3-5-60%
GOAL TO GO EFFICIENCY	2-2-100%	2-3-67%
SAFETIES	0	0
FINAL SCORE	38	41
TIME OF POSSESSION	30:22	29:38

Ball Possession And Drive Chart

Houston Texans

#	Time Recd	Time Lost	Time Poss	How Ball Obtained	Drive Began	# Play	Yds Gain	Yds Pen	Net Yds	1st Down	Last Scrm	How Given Up
1	15:00	12:38	2:22	Kickoff	HST 25	5	75	0	75	2	HST 41	Touchdown
2	11:27	10:08	1:19	Punt	HST 44	4	27	0	27	1	SEA 29	Interception
3	10:08	6:08	4:00	Kickoff	HST 18	8	60	22	82	6	* SEA 3	Touchdown
4	2:11	0:47	1:24	Kickoff	HST 25	3	0	0	0	0	HST 25	Punt
5	14:40	9:34	5:06	Punt	HST 16	11	84	0	84	5	SEA 20	Touchdown
6	6:02	4:25	1:37	Kickoff	HST 13	3	5	0	5	0	HST 18	Punt
7	1:53	0:04	1:49	Punt	HST 14	5	30	0	30	1	HST 44	Punt
8	11:24	7:05	4:19	Punt	HST 24	10	58	5	63	4	* SEA 13	Field Goal
9	4:36	3:45	0:51	Kickoff	HST 22	2	3	0	3	0	HST 25	Interception
10	2:24	14:17	3:07	Kickoff	HST 25	5	11	0	11	1	HST 36	Punt
11	11:25	9:09	2:16	Punt	HST 29	5	71	0	71	3	* SEA 2	Touchdown
12	5:37	4:49	0:48	Kickoff	HST 25	2	75	0	75	1	HST 28	Touchdown
13	2:49	1:39	1:10	Interception	HST 8	5	20	0	20	1	HST 28	Punt
14	0:21	0:07	0:14	Kickoff	HST 25	2	-10	0	-10	0	HST 15	Interception

(313) Average HST 22

Seattle Seahawks

#	Time Recd	Time Lost	Time Poss	How Ball Obtained	Drive Began	# Play	Yds Gain	Yds Pen	Net Yds	1st Down	Last Scrm	How Given Up
1	12:38	11:27	1:11	Kickoff	SEA 8	3	4	0	4	0	SEA 12	Punt
2	6:08	2:11	3:57	Kickoff	SEA 25	8	75	0	75	3	HST 20	Touchdown
3	0:47	14:40	1:07	Punt	SEA 43	3	-4	0	-4	0	SEA 39	Punt
4	9:34	6:02	3:32	Kickoff	SEA 25	6	75	0	75	3	* HST 7	Touchdown
5	4:25	1:53	2:32	Punt	SEA 21	5	25	-10	15	1	SEA 36	Punt
6	0:04	0:00	0:04	Punt	SEA 11	1	-1	0	-1	0	SEA 11	End of Half
7	15:00	11:24	3:36	Kickoff	SEA 25	6	17	0	17	1	SEA 42	Punt
8	7:05	4:36	2:29	Kickoff	SEA 22	6	75	0	75	1	* HST 3	Field Goal
9	3:45	2:24	1:21	Interception	HST 8	5	1	4	5	1	* HST 3	Field Goal
10	14:17	11:25	2:52	Punt	SEA 4	5	15	-5	10	1	SEA 14	Punt
11	9:09	5:37	3:32	Kickoff	SEA 25	7	69	6	75	4	* HST 1	Touchdown
12	4:49	2:49	2:00	Kickoff	SEA 25	7	55	0	55	3	HST 20	Interception
13	1:39	0:21	1:18	Punt	SEA 20	3	85	-5	80	3	* HST 18	Touchdown
14	0:07	0:00	0:07	Interception	SEA 38	1	-1	0	-1	0	SEA 38	End of Game

(384) Average SEA 27

* inside opponent's 20

Time of Possession by Quarter

		1st	2nd	3rd	4th	OT	Total
Visitor	Houston Texans	9:05	8:32	7:34	5:11		30:22
Home	Seattle Seahawks	5:55	6:28	7:26	9:49		29:38

Kickoff Drive No.-Start Average

Texans: 8 - HST 22

Seahawks: 7 - SEA 22

Houston Texans vs Seattle Seahawks
10/29/2017 at CenturyLink Field

Final Defensive Statistics

Houston Texans	Regular Defensive Plays											Special Teams					Misc			
	TKL	AST	COMB	SK	/ YDS	TFL	Q	IN	PD	FF	FR	TKL	AST	FF	FR	BL	TKL	AST	FF	FR
D.Reader	2	4	6	0	0	1	2	0	0	0	0	0	0	0	0	0	0	0	0	0
K.Jackson	4	1	5	0	0	1	0	0	0	0	0	0	0	0	0	0	0	0	0	0
K.Johnson	3	2	5	0	0	0	0	0	1	0	0	0	0	0	0	0	0	0	0	0
A.Hal	3	2	5	0	0	0	0	0	0	0	0	0	0	0	0	0	0	0	0	0
B.McKinney	3	2	5	0	0	0	0	0	0	0	0	0	0	0	0	0	0	0	0	0
J.Clowney	4	0	4	1	0	2	1	0	0	1	0	0	0	0	0	0	0	0	0	0
M.Williams	4	0	4	0	0	0	0	1	1	0	0	0	0	0	0	0	0	0	0	0
J.Joseph	3	1	4	0	0	0	0	0	0	0	0	0	0	0	0	0	0	0	0	0
M.Gilchrist	3	0	3	0	0	0	0	0	1	0	0	0	0	0	0	0	0	0	0	0
L.Houston	2	1	3	0	0	2	1	0	0	0	0	0	0	0	0	0	0	0	0	0
E.Pleasant	2	0	2	0	0	0	0	0	0	0	0	0	0	0	0	0	0	0	0	0
U.Kamalu	1	1	2	1	6	1	1	0	0	0	0	0	0	0	0	0	0	0	0	0
C.Covington	1	0	1	0	0	0	1	0	0	0	0	0	0	0	0	0	0	0	0	0
B.Scarlett	0	1	1	0	0	0	0	0	1	0	0	0	0	0	0	0	0	0	0	0
Z.Cunningham	0	1	1	0	0	0	0	0	0	0	0	0	0	0	0	0	0	0	0	0
C.Moore	0	0	0	0	0	0	0	0	0	0	0	2	0	0	0	0	0	0	0	0
J.Todman	0	0	0	0	0	0	0	0	0	0	0	2	0	0	0	0	0	0	0	0
B.Heeney	0	0	0	0	0	0	0	0	0	0	0	0	1	0	0	0	0	0	0	0
K.Drummond	0	0	0	0	0	0	0	0	0	0	0	0	1	0	0	0	0	0	0	0
C.Thompson	0	0	0	0	0	0	0	0	0	0	0	0	0	0	1	0	0	0	0	0
W.Fuller V	0	0	0	0	0	0	0	0	0	0	0	0	0	0	0	0	1	0	0	0
N.Martin	0	0	0	0	0	0	0	0	0	0	0	0	0	0	0	0	0	1	0	0
D.Hopkins	0	0	0	0	0	0	0	0	0	0	0	0	0	0	0	0	0	1	0	0
Total	35	16	51	2	6	7	6	1	4	1	0	4	2	0	1	0	1	2	0	0

TKL = Tackle AST = Assist COMB = Combined QH=QB Hit IN = Interception PD = Pass Defense FF = Forced Fumble FR = Fumble Recovery

Seattle Seahawks	Regular Defensive Plays											Special Teams					Misc			
	TKL	AST	COMB	SK	/ YDS	TFL	QH	IN	PD	FF	FR	TKL	AST	FF	FR	BL	TKL	AST	FF	FR
K.Wright	9	5	14	0	0	1	0	0	0	0	0	0	0	0	0	0	0	0	0	0
B.Wagner	8	4	12	0	0	0	0	0	0	0	0	0	0	0	0	0	0	0	0	0
M.Bennett	4	2	6	1.5	7	2	2	0	0	0	0	0	0	0	0	0	0	0	0	0
F.Clark	4	1	5	2	19	2	2	0	0	0	0	0	0	0	0	0	0	0	0	0
E.Thomas	3	2	5	0	0	0	0	1	1	0	0	0	0	0	0	0	0	0	0	0
K.Chancellor	3	1	4	0	0	0	0	0	0	0	0	0	0	0	0	0	0	0	0	0
J.Reed	2	2	4	0	0	0	1	0	0	0	0	0	0	0	0	0	0	0	0	0
R.Sherman	1	3	4	0	0	0	0	2	2	0	0	0	0	0	0	0	0	0	0	0
S.Griffin	3	0	3	0	0	0	0	0	2	0	0	0	0	0	0	0	0	0	0	0
N.Jones	1	2	3	0	0	1	0	0	0	0	0	0	0	0	0	0	0	0	0	0
S.Richardson	0	2	2	0.5	3	0	1	0	0	0	0	0	0	0	0	0	0	0	0	0
B.McDougald	1	0	1	0	0	0	0	0	0	0	0	1	0	0	0	0	0	0	0	0
D.Freeneey	0	1	1	0.5	3	0	1	0	0	0	0	0	0	0	0	0	0	0	0	0
J.Coleman	0	1	1	0.5	3	0	1	0	0	0	0	0	0	0	0	0	0	0	0	0
M.Smith	0	1	1	0	0	0	1	0	0	0	0	0	0	0	0	0	0	0	0	0
T.Madden	0	0	0	0	0	0	0	0	0	0	0	2	1	0	0	0	0	0	0	0
T.McEvoy	0	0	0	0	0	0	0	0	0	0	0	1	0	1	0	0	0	0	0	0
J.McKissic	0	0	0	0	0	0	0	0	0	0	0	1	0	0	0	0	0	0	0	0
D.Alexander	0	0	0	0	0	0	0	0	0	0	0	1	0	0	0	0	0	0	0	0
T.Ott	0	0	0	0	0	0	0	0	0	0	0	1	0	0	0	0	0	0	0	0
N.Thorpe	0	0	0	0	0	0	0	0	0	0	0	0	1	0	0	0	0	0	0	0
P.Richardson	0	0	0	0	0	0	0	0	0	0	0	0	0	0	0	0	1	0	0	0
L.Willson	0	0	0	0	0	0	0	0	0	0	0	0	0	0	0	0	0	0	0	1
Total	39	27	66	5	35	6	9	3	5	0	0	7	2	1	0	0	1	0	0	1

First Quarter

10/29/2017

Play By Play

SEA wins the coin toss and elects to defer. HST elects to Receive, and SEA elects to defend the north goal.

B.Walsh kicks 65 yards from SEA 35 to end zone, Touchback.

Houston Texans at 15:00, (1st play from scrimmage 14:59)

1-10-HST 25 (14:59) (Shotgun) L.Miller right guard to HST 27 for 2 yards (F.Clark).

Timeout #1 by HST at 14:35.

2-8-HST 27 (14:34) (Shotgun) L.Miller right end to HST 29 for 2 yards (K.Wright).

3-6-HST 29 (13:58) (Shotgun) D.Watson pass short middle to B.Ellington to HST 42 for 13 yards (E.Thomas; K.Wright).

P1

1-10-HST 42 (13:24) L.Miller right tackle to HST 41 for -1 yards (M.Bennett; B.Wagner).

2-11-HST 41 (12:47) (Shotgun) D.Watson pass deep middle to W.Fuller V for 59 yards, TOUCHDOWN.

P2

K.Fairbairn extra point is GOOD, Center-J.Weeks, Holder-S.Lechler.

HST 7 SEA 0, 5 plays, 75 yards, 2:22 drive, 2:22 elapsed

K.Fairbairn kicks 60 yards from HST 35 to SEA 5. T.Lockett to SEA 16 for 11 yards (C.Moore).

PENALTY on SEA-M.Tobin, Offensive Holding, 8 yards, enforced at SEA 16.

Seattle Seahawks at 12:38, (1st play from scrimmage 12:32)

1-10-SEA 8 (12:32) R.Wilson pass incomplete short left to D.Baldwin (B.Scarlett).

2-10-SEA 8 (12:29) (Shotgun) J.McKissic right tackle to SEA 12 for 4 yards (D.Reader).

3-6-SEA 12 (11:47) (Shotgun) R.Wilson pass incomplete short left to D.Baldwin.

4-6-SEA 12 (11:42) J.Ryan punts 55 yards to HST 33, Center-T.Ott. W.Fuller V to HST 44 for 11 yards (T.Madden).

Houston Texans at 11:27

1-10-HST 44 (11:27) (Shotgun) D.Watson pass deep right to D.Hopkins to SEA 29 for 27 yards (R.Sherman).

P3

Penalty on SEA-R.Sherman, Defensive Holding, declined.

1-10-SEA 29 (11:08) L.Miller right tackle to SEA 29 for no gain (B.Wagner).

2-10-SEA 29 (10:26) J.Davenport reported in as eligible. D.Watson pass incomplete short left to W.Fuller V.

3-10-SEA 29 (10:21) (Shotgun) D.Watson pass short middle intended for D.Hopkins INTERCEPTED by E.Thomas at SEA 22. E.Thomas for 78 yards, TOUCHDOWN.

Seattle Seahawks at 10:08

B.Walsh extra point is GOOD, Center-T.Ott, Holder-J.Ryan.

HST 7 SEA 7, 0 plays, 78 yards, 0:00 drive, 4:52 elapsed

B.Walsh kicks 63 yards from SEA 35 to HST 2. C.Thompson to HST 18 for 16 yards (T.Madden).

Houston Texans at 10:08, (1st play from scrimmage 10:02)

1-10-HST 18 (10:02) (Shotgun) D.Watson right end to HST 24 for 6 yards (B.Wagner).

2-4-HST 24 (9:32) D.Watson pass short right to W.Fuller V to HST 29 for 5 yards (S.Griffin).

P4

Timeout #2 by HST at 08:55.

1-10-HST 29 (8:55) L.Miller left guard to HST 33 for 4 yards (K.Wright; N.Jones).

2-6-HST 33 (8:24) (Shotgun) D.Watson pass short left to D.Hopkins to HST 39 for 6 yards (K.Chancellor).

P5

1-10-HST 39 (7:48) (Shotgun) D.Watson pass deep left to D.Hopkins to SEA 41 for 20 yards (K.Wright).

P6

1-10-SEA 41 (7:25) (No Huddle) L.Miller left tackle to SEA 38 for 3 yards (B.Wagner).

2-7-SEA 38 (6:41) (Shotgun) D.Watson pass incomplete deep middle to W.Fuller V.

PENALTY on SEA-J.Lane, Defensive Pass Interference, 22 yards, enforced at SEA 38 - No Play.

X7

1-10-SEA 16 (6:36) L.Miller right tackle pushed ob at SEA 3 for 13 yards (K.Wright).

R8

1-3-SEA 3 (6:12) (No Huddle) L.Miller right tackle for 3 yards, TOUCHDOWN.

R9

K.Fairbairn extra point is GOOD, Center-J.Weeks, Holder-S.Lechler.

HST 14 SEA 7, 8 plays, 82 yards, 1 penalty, 4:00 drive, 8:52 elapsed

K.Fairbairn kicks 65 yards from HST 35 to end zone, Touchback.

Seattle Seahawks at 6:08

1-10-SEA 25 (6:08) (Shotgun) R.Wilson pass short right to D.Baldwin to SEA 31 for 6 yards (J.Joseph).

2-4-SEA 31 (5:42) E.Lacy up the middle to SEA 34 for 3 yards (A.Hal; B.Scarlett).

3-1-SEA 34 (5:03) (Shotgun) R.Wilson pass deep left to T.Lockett to HST 39 for 27 yards (K.Jackson).

P1

1-10-HST 39 (4:25) (Shotgun) J.McKissic up the middle to HST 36 for 3 yards (C.Covington).

2-7-HST 36 (3:48) (Shotgun) R.Wilson pass short right to T.Lockett pushed ob at HST 31 for 5 yards (J.Joseph).

3-2-HST 31 (3:15) (Shotgun) R.Wilson pass incomplete short right to L.Willson (J.Clowney) [D.Reader].

R2

Seattle challenged the incomplete pass ruling, and the play was REVERSED.

Houston Texans vs Seattle Seahawks at CenturyLink Field

(Shotgun) R.Wilson sacked at HST 41 for -10 yards (J.Clowney). FUMBLES (J.Clowney) [D.Reader], recovered by SEA-L.Willson at HST 20. L.Willson to HST 20 for no gain (A.Hal).

1-10-HST 20

(2:56) (Shotgun) E.Lacy left tackle to HST 20 for no gain (Z.Cunningham; D.Reader).

2-10-HST 20

(2:19) (Shotgun) R.Wilson pass deep middle to P.Richardson for 20 yards, TOUCHDOWN.

P3

B.Walsh extra point is GOOD, Center-T.Ott, Holder-J.Ryan.

HST 14 SEA 14, 8 plays, 75 yards, 3:57 drive, 12:49 elapsed
--

B.Walsh kicks 65 yards from SEA 35 to HST 0. C.Thompson to HST 25 for 25 yards (J.McKissic).

Houston Texans at 2:11, (1st play from scrimmage 2:05)

1-10-HST 25

(2:05) (Shotgun) A.Blue left guard to HST 29 for 4 yards (J.Reed).

2-6-HST 29

(1:32) (Shotgun) D.Watson pass incomplete deep left to D.Hopkins (S.Griffin).

3-6-HST 29

(1:28) (Shotgun) D.Watson sacked at HST 25 for -4 yards (M.Bennett).

4-10-HST 25

(:55) S.Lechler punts 46 yards to SEA 29, Center-J.Weeks. T.Lockett to SEA 28 for -1 yards (J.Todman).

PENALTY on HST-C.Thompson, Unsportsmanlike Conduct, 15 yards, enforced at SEA 28.

Seattle Seahawks at 0:47

1-10-SEA 43

(:47) J.McKissic left guard to SEA 39 for -4 yards (J.Clowney).

2-14-SEA 39

(:05) (Shotgun) R.Wilson pass incomplete short middle to D.Baldwin [J.Clowney].

END OF QUARTER

	Score	Time Poss	First Downs				Efficiencies	
			R	P	X	T	3 Down	4 Down
Houston Texans	14	9:05	2	6	1	9	1/3	0/0
Seattle Seahawks	14	5:55	1	2	0	3	2/3	0/0

Second Quarter

10/29/2017

Play By Play

Seattle Seahawks continued.

- 3-14-SEA 39 (15:00) (Shotgun) R.Wilson pass incomplete deep left.
 4-14-SEA 39 (14:50) J.Ryan punts 41 yards to HST 20, Center-T.Ott. W.Fuller V pushed ob at HST 26 for 6 yards (B.McDougald).
PENALTY on HST-M.Williams, Offensive Holding, 10 yards, enforced at HST 26.

Houston Texans at 14:40

- 1-10-HST 16 (14:40) D.Watson pass short right to S.Anderson pushed ob at HST 27 for 11 yards (K.Wright). P10
1-10-HST 27 (14:15) (Shotgun) L.Miller up the middle to HST 25 for -2 yards (N.Jones).
 2-12-HST 25 (13:42) (Shotgun) D.Watson scrambles up the middle to HST 43 for 18 yards (B.Wagner). R11
1-10-HST 43 (13:07) D.Watson pass incomplete deep left to D.Hopkins.
 2-10-HST 43 (13:01) (Shotgun) L.Miller up the middle to HST 47 for 4 yards (K.Chancellor).
 3-6-HST 47 (12:20) (Shotgun) D.Watson scrambles left end to SEA 48 for 5 yards (E.Thomas).
 4-1-SEA 48 (11:34) (Shotgun) L.Miller up the middle to SEA 46 for 2 yards (F.Clark; K.Chancellor). R12
1-10-SEA 46 (10:55) (Shotgun) D.Watson pass incomplete deep left to B.Ellington [J.Reed].
 2-10-SEA 46 (10:49) (Shotgun) D.Watson pass deep right to D.Hopkins to SEA 22 for 24 yards (E.Thomas). P13
1-10-SEA 22 (10:16) (No Huddle) L.Miller right guard to SEA 20 for 2 yards (M.Smith; J.Reed).
 2-8-SEA 20 **(9:40) (Shotgun) D.Watson pass deep right to W.Fuller V for 20 yards, TOUCHDOWN.** P14
 K.Fairbairn extra point is GOOD, Center-J.Weeks, Holder-S.Lechler.

HST 21 SEA 14, 11 plays, 84 yards, 5:06 drive, 5:26 elapsed
--

K.Fairbairn kicks 65 yards from HST 35 to end zone, Touchback.

Seattle Seahawks at 9:34

- 1-10-SEA 25 (9:34) E.Lacy left tackle to SEA 19 for -6 yards (K.Jackson).
 2-16-SEA 19 (8:52) (Shotgun) R.Wilson pass short right to D.Baldwin to SEA 32 for 13 yards (K.Jackson; J.Joseph).
 3-3-SEA 32 (8:08) (Shotgun) R.Wilson pass short right to J.McKissic to SEA 38 for 6 yards (E.Pleasant). P4
1-10-SEA 38 (7:30) (Shotgun) E.Lacy left guard to SEA 40 for 2 yards (B.McKinney).
 2-8-SEA 40 (6:54) R.Wilson pass deep right to T.McEvoy to HST 7 for 53 yards (K.Johnson) [C.Covington]. P5
1-7-HST 7 **(6:07) R.Wilson pass short left to P.Richardson for 7 yards, TOUCHDOWN.** P6
 B.Walsh extra point is GOOD, Center-T.Ott, Holder-J.Ryan.

HST 21 SEA 21, 6 plays, 75 yards, 3:32 drive, 8:58 elapsed

B.Walsh kicks 68 yards from SEA 35 to HST -3. C.Thompson to HST 13 for 16 yards (T.McEvoy). FUMBLES (T.McEvoy), and recovers at HST 13. C.Thompson to HST 13 for no gain (D.Alexander).

Houston Texans at 6:02, (1st play from scrimmage 5:57)

- 1-10-HST 13 (5:57) J.Davenport reported in as eligible. L.Miller up the middle to HST 10 for -3 yards (M.Bennett).
 2-13-HST 10 (5:20) (Shotgun) D.Watson scrambles left end ran ob at HST 18 for 8 yards (B.Wagner).
 3-5-HST 18 (4:42) (Shotgun) D.Watson pass incomplete short left to B.Ellington (S.Griffin).
 4-5-HST 18 (4:36) S.Lechler punts 51 yards to SEA 31, Center-J.Weeks. T.Lockett to SEA 31 for no gain (B.Heeney; K.Drummond).
PENALTY on SEA-M.Wilhoite, Offensive Holding, 10 yards, enforced at SEA 31.

Seattle Seahawks at 4:25

- 1-10-SEA 21 (4:25) (Shotgun) T.Rawls left tackle to SEA 24 for 3 yards (B.McKinney; D.Reader).
 2-7-SEA 24 (3:55) R.Wilson pass incomplete short right.
 3-7-SEA 24 (3:50) (Shotgun) R.Wilson pass incomplete deep left to D.Baldwin [Z.Cunningham].
PENALTY on HST-Z.Cunningham, Roughing the Passer, 15 yards, enforced at SEA 24 - No Play. X7
1-10-SEA 39 (3:45) R.Wilson pass incomplete deep right [K.Jackson].
PENALTY on SEA-G.Ifedi, Offensive Holding, 10 yards, enforced at SEA 39 - No Play.
 1-20-SEA 29 (3:37) (Shotgun) T.Rawls up the middle to SEA 28 for -1 yards (L.Houston).
 2-21-SEA 28 (2:58) (Shotgun) R.Wilson pass short right to T.Lockett pushed ob at SEA 40 for 12 yards (M.Williams).
PENALTY on SEA-G.Ifedi, Unnecessary Roughness, 15 yards, enforced at SEA 40.
 3-24-SEA 25 (2:25) (Shotgun) R.Wilson pass short left to D.Baldwin to SEA 36 for 11 yards (K.Jackson).

Two-Minute Warning

- 4-13-SEA 36 (2:00) J.Ryan punts 50 yards to HST 14, Center-T.Ott, fair catch by W.Fuller V.

Houston Texans at 1:53

- 1-10-HST 14 (1:53) (Shotgun) D.Watson left end to HST 19 for 5 yards (K.Chancellor).

Houston Texans vs Seattle Seahawks at CenturyLink Field

- 2-5-HST 19 (1:17) (Shotgun) D.Watson pass deep left to D.Hopkins to HST 41 for 22 yards (K.Wright).
- 1-10-HST 41 (:48) (No Huddle, Shotgun) D.Watson sacked at HST 35 for -6 yards (sack split by D.Freeney and S.Richardson).
Timeout #3 by HST at 00:38.
- 2-16-HST 35 (:38) (Shotgun) D.Watson pass short middle to L.Miller to HST 44 for 9 yards (B.Wagner).
- 3-7-HST 44 (:16) (No Huddle, Shotgun) D.Watson pass incomplete deep right to W.Fuller V.
- 4-7-HST 44 (:10) S.Lechler punts 45 yards to SEA 11, Center-J.Weeks, out of bounds.

Seattle Seahawks at 0:04

- 1-10-SEA 11 (:04) R.Wilson kneels to SEA 10 for -1 yards.

END OF QUARTER

	Score	Time Poss	First Downs				Efficiencies	
			R	P	X	T	3 Down	4 Down
Houston Texans	21	8:32	2	4	0	6	0/3	1/1
Seattle Seahawks	21	6:28	0	3	1	4	1/3	0/0

Third Quarter

10/29/2017

Play By Play

SEA elects to Receive, and HST elects to defend the South goal.

K.Fairbairn kicks 65 yards from HST 35 to end zone, Touchback.

Seattle Seahawks at 15:00

- 1-10-SEA 25 (15:00) (Shotgun) E.Lacy up the middle to SEA 26 for 1 yard (D.Reader; L.Houston). HST-C.Covington was injured during the play. He is Out.
- 2-9-SEA 26 (14:32) (Shotgun) R.Wilson pass short left to P.Richardson to SEA 32 for 6 yards (K.Johnson).
- 3-3-SEA 32 (13:56) (Shotgun) R.Wilson pass short left to D.Baldwin to SEA 45 for 13 yards (E.Pleasant). P8
- 1-10-SEA 45 (13:35) (No Huddle, Shotgun) J.McKissic right end to SEA 48 for 3 yards (U.Kamalu; D.Reader).
- 2-7-SEA 48 (12:59) E.Lacy right end to SEA 48 for no gain (B.McKinney).
- 3-7-SEA 48 (12:14) (Shotgun) R.Wilson sacked at SEA 42 for -6 yards (U.Kamalu).
- 4-13-SEA 42 (11:34) J.Ryan punts 44 yards to HST 14, Center-T.Ott. W.Fuller V ran ob at HST 24 for 10 yards (T.Ott).

Houston Texans at 11:24

- 1-10-HST 24 (11:24) D.Watson pass deep right to D.Hopkins ran ob at HST 43 for 19 yards (E.Thomas). P16
- 1-10-HST 43 (11:05) (No Huddle) D.Watson pass short left to L.Miller to SEA 49 for 8 yards (B.Wagner).
PENALTY on SEA-B.Wagner, Horse Collar Tackle, 15 yards, enforced at SEA 49.
Penalty on SEA-J.Reed, Illegal Use of Hands, declined. X17
- 1-10-SEA 34 (10:38) (Shotgun) A.Blue right guard to SEA 29 for 5 yards (K.Wright).
- 2-5-SEA 29 (10:05) (Shotgun) D.Watson sacked at SEA 38 for -9 yards (F.Clark).
Penalty on HST-R.Griffin, Offensive Holding, declined.
- Timeout #1 by HST at 09:41.
- 3-14-SEA 38 (9:41) (Shotgun) D.Watson scrambles right end to SEA 24 for 14 yards (K.Wright; R.Sherman). R18
- 1-10-SEA 24 (8:52) L.Miller right tackle to SEA 13 for 11 yards (B.Wagner; E.Thomas). R19
- 1-10-SEA 13 (8:17) (Shotgun) D.Watson pass incomplete short right to B.Ellington.
- 2-10-SEA 13 (8:09) L.Miller left tackle to SEA 11 for 2 yards (M.Wilhoite).
PENALTY on HST-N.Martin, Offensive Holding, 10 yards, enforced at SEA 13 - No Play.
- 2-20-SEA 23 (7:54) (Shotgun) D.Watson pass incomplete deep left to R.Griffin.
- 3-20-SEA 23 (7:48) (Shotgun) D.Watson pass short middle to R.Griffin to SEA 13 for 10 yards (K.Wright; R.Sherman).
- 4-10-SEA 13 (7:08) **K.Fairbairn 31 yard field goal is GOOD, Center-J.Weeks, Holder-S.Lechler.**

HST 24 SEA 21, 10 plays, 63 yards, 1 penalty, 4:19 drive, 7:55 elapsed

K.Fairbairn kicks 64 yards from HST 35 to SEA 1. T.Lockett to SEA 22 for 21 yards (C.Moore).

Seattle Seahawks at 7:05, (1st play from scrimmage 7:01)

- 1-10-SEA 22 (7:01) R.Wilson pass incomplete short right.
- 2-10-SEA 22 (6:55) R.Wilson pass short middle to T.Madden to HST 12 for 66 yards (J.Joseph). P9
- 1-10-HST 12 (6:06) (Shotgun) R.Wilson pass short right to J.Graham to HST 3 for 9 yards (K.Johnson; A.Hal).
- 2-1-HST 3 (5:25) T.Rawls right tackle to HST 3 for no gain (B.McKinney; K.Johnson).
- 3-1-HST 3 (4:44) R.Wilson pass incomplete short left to T.Rawls.
- 4-1-HST 3 (4:39) **B.Walsh 21 yard field goal is GOOD, Center-T.Ott, Holder-J.Ryan.**

HST 24 SEA 24, 6 plays, 75 yards, 2:29 drive, 10:24 elapsed
--

B.Walsh kicks 62 yards from SEA 35 to HST 3. C.Thompson to HST 22 for 19 yards (T.Madden; N.Thorpe).

Houston Texans at 4:36, (1st play from scrimmage 4:32)

- 1-10-HST 22 (4:32) (Shotgun) D.Watson right tackle to HST 25 for 3 yards (K.Wright).
- 2-7-HST 25 (3:56) D.Watson pass short right intended for S.Anderson INTERCEPTED by R.Sherman at HST 35. R.Sherman to HST 16 for 19 yards (N.Martin; D.Hopkins).
PENALTY on HST-D.Brown, Unnecessary Roughness, 8 yards, enforced at HST 16.

Seattle Seahawks at 3:45

- 1-8-HST 8 (3:45) (Shotgun) R.Wilson pass incomplete short middle to J.McKissic.
- 2-8-HST 8 (3:42) (Shotgun) R.Wilson pass incomplete short right to D.Baldwin.
PENALTY on HST-L.Houston, Roughing the Passer, 4 yards, enforced at HST 8 - No Play. X10
- 1-4-HST 4 (3:37) T.Rawls up the middle to HST 9 for -5 yards (J.Clowney).
- 2-9-HST 9 (2:54) (Shotgun) R.Wilson pass short left to D.Baldwin ran ob at HST 3 for 6 yards.
- 3-3-HST 3 (2:30) R.Wilson pass incomplete short left to J.Graham (K.Johnson).
- 4-3-HST 3 (2:27) **B.Walsh 21 yard field goal is GOOD, Center-T.Ott, Holder-J.Ryan.**

HST 24 SEA 27, 5 plays, 5 yards, 1 penalty, 1:21 drive, 12:36 elapsed
--

Houston Texans vs Seattle Seahawks at CenturyLink Field

B. Walsh kicks 65 yards from SEA 35 to end zone, Touchback.

Houston Texans at 2:24

1-10-HST 25 (2:24) (Shotgun) A.Blue up the middle to HST 32 for 7 yards (K.Wright; N.Jones).

2-3-HST 32 (1:50) (Shotgun) A.Blue right guard to HST 35 for 3 yards (K.Wright, B.Wagner).

1-10-HST 35 (1:09) (Shotgun) A.Blue right guard to HST 37 for 2 yards (B.Wagner). SEA-S.Richardson was injured during the play.

2-8-HST 37 (:37) (Shotgun) D.Watson sacked at HST 31 for -6 yards (sack split by M.Bennett and J.Coleman).

R20

END OF QUARTER

	Score	Time Poss	First Downs				Efficiencies	
			R	P	X	T	3 Down	4 Down
Houston Texans	24	7:34	3	1	1	5	1/2	0/0
Seattle Seahawks	27	7:26	0	2	1	3	1/4	0/0

Fourth Quarter

10/29/2017

Play By Play

Houston Texans continued.

- 3-14-HST 31 (15:00) (Shotgun) D.Watson pass short left to W.Fuller V to HST 36 for 5 yards (S.Griffin).
 4-9-HST 36 (14:28) S.Lechler punts 60 yards to SEA 4, Center-J.Weeks, downed by HST-J.Todman.

Seattle Seahawks at 14:17

- 1-10-SEA 4 (14:17) T.Rawls left tackle to SEA 3 for -1 yards (D.Reader).
 2-11-SEA 3 (13:34) (Shotgun) R.Wilson pass short middle to J.Graham to SEA 14 for 11 yards (M.Gilchrist). P11
1-10-SEA 14 (12:49) R.Wilson pass incomplete deep right.
 2-10-SEA 14 (12:42) R.Wilson pass short right to D.Baldwin to SEA 19 for 5 yards (A.Hal).
 3-5-SEA 19 (12:02) (Shotgun) *PENALTY on SEA-R.Wilson, False Start, 5 yards, enforced at SEA 19 - No Play.*
 3-10-SEA 14 (11:41) (Shotgun) R.Wilson pass incomplete deep left to T.Lockett.
 4-10-SEA 14 (11:34) J.Ryan punts 47 yards to HST 39, Center-T.Ott, out of bounds.
PENALTY on HST-E.Pleasant, Offensive Holding, 10 yards, enforced at HST 39.
Penalty on HST-B.Heenev, Offensive Holding, declined.

Houston Texans at 11:25

- 1-10-HST 29 (11:25) (Shotgun) D.Watson pass deep left to D.Hopkins to SEA 37 for 34 yards (S.Griffin). P21
1-10-SEA 37 (10:57) (No Huddle) L.Miller right guard to SEA 38 for -1 yards (K.Wright).
 2-11-SEA 38 (10:16) (Shotgun) D.Watson pass deep right to W.Fuller V ran ob at SEA 2 for 36 yards. P22
1-2-SEA 2 (9:55) (No Huddle) L.Miller right tackle to SEA 2 for no gain (J.Reed; R.Sherman).
 2-2-SEA 2 (9:14) (Shotgun) **D.Watson pass short middle to L.Miller for 2 yards, TOUCHDOWN [M.Smith].** P23
 K.Fairbairn extra point is GOOD, Center-J.Weeks, Holder-S.Lechler.

HST 31 SEA 27, 5 plays, 71 yards, 2:16 drive, 5:51 elapsed

K.Fairbairn kicks 65 yards from HST 35 to end zone, Touchback.

Seattle Seahawks at 9:09

- 1-10-SEA 25 (9:09) (Shotgun) R.Wilson pass incomplete deep middle to L.Willson.
 2-10-SEA 25 (9:04) R.Wilson pass deep left to T.Lockett pushed ob at HST 21 for 54 yards (M.Gilchrist). P12
1-10-HST 21 (8:24) T.Lockett right end to HST 23 for -2 yards (L.Houston).
 2-12-HST 23 (7:46) (Shotgun) R.Wilson pass short left to T.Lockett to HST 19 for 4 yards (K.Jackson).
 3-8-HST 19 (7:08) (Shotgun) R.Wilson pass short left to P.Richardson to HST 10 for 9 yards (K.Johnson). P13
1-10-HST 10 (6:30) (Shotgun) T.Rawls up the middle to HST 7 for 3 yards (J.Clowney).
 2-7-HST 7 (5:51) R.Wilson pass short middle to P.Richardson for 7 yards, TOUCHDOWN NULLIFIED by Penalty.
PENALTY on SEA-T.Rawls, Chop Block, 15 yards, enforced at HST 7 - No Play.
 2-22-HST 22 (5:46) (Shotgun) R.Wilson pass incomplete deep middle to D.Baldwin.
PENALTY on HST-K.Jackson, Defensive Pass Interference, 21 yards, enforced at HST 22 - No Play. X14
1-1-HST 1 (5:41) **R.Wilson pass short right to J.Graham for 1 yard, TOUCHDOWN.** P15
 B.Walsh extra point is GOOD, Center-T.Ott, Holder-J.Ryan.

HST 31 SEA 34, 7 plays, 75 yards, 1 penalty, 3:32 drive, 9:23 elapsed
--

B.Walsh kicks 65 yards from SEA 35 to end zone, Touchback.

Houston Texans at 5:37

- 1-10-HST 25 (5:37) (Shotgun) L.Miller up the middle to HST 28 for 3 yards (J.Reed).
 2-7-HST 28 (5:01) (Shotgun) **D.Watson pass short right to D.Hopkins for 72 yards, TOUCHDOWN.** P24
PENALTY on SEA-N.Jones, Roughing the Passer, 15 yards, enforced between downs.
 K.Fairbairn extra point is GOOD, Center-J.Weeks, Holder-S.Lechler.

HST 38 SEA 34, 2 plays, 75 yards, 0:48 drive, 10:11 elapsed
--

K.Fairbairn kicks 50 yards from 50 to end zone, Touchback.

Seattle Seahawks at 4:49

- 1-10-SEA 25 (4:49) R.Wilson pass incomplete deep middle to D.Baldwin (M.Gilchrist).
 2-10-SEA 25 (4:42) R.Wilson scrambles left end ran ob at SEA 36 for 11 yards (A.Hal). R16
1-10-SEA 36 (4:32) (Shotgun) R.Wilson pass short right to N.Vannett to SEA 44 for 8 yards (B.McKinney).
 2-2-SEA 44 (3:57) R.Wilson pass short left to P.Richardson to HST 41 for 15 yards (M.Williams). P17
1-10-HST 41 (3:14) R.Wilson pass incomplete short right to T.Lockett.
 2-10-HST 41 (3:06) (Shotgun) R.Wilson scrambles left tackle ran ob at HST 20 for 21 yards (M.Williams). HST-C.Watkins was injured during the play. R18

Houston Texans vs Seattle Seahawks at CenturyLink Field

1-10-HST 20 (2:55) R.Wilson pass short left intended for P.Richardson INTERCEPTED by M.Williams [L.Houston] at HST 6. M.Williams pushed ob at HST 8 for 2 yards (P.Richardson).

Houston Texans at 2:49

1-10-HST 8 (2:49) L.Miller right tackle to HST 12 for 4 yards (F.Clark).
 2-6-HST 12 (2:10) (Shotgun) D.Watson left end to HST 20 for 8 yards (B.McDougald).

R25

Two-Minute Warning

1-10-HST 20 (2:00) (Shotgun) L.Miller left guard to HST 21 for 1 yard (M.Bennett).
 Timeout #1 by SEA at 01:56.
 2-9-HST 21 (1:56) (Shotgun) L.Miller left guard to HST 26 for 5 yards (M.Bennett).
 Timeout #2 by SEA at 01:53.
 3-4-HST 26 (1:53) (Shotgun) L.Miller up the middle to HST 28 for 2 yards (S.Richardson; B.Wagner).
 Timeout #3 by SEA at 01:49.
 4-2-HST 28 (1:49) S.Lechler punts 63 yards to SEA 9, Center-J.Weeks. T.Lockett to SEA 20 for 11 yards (J.Todman).

Seattle Seahawks at 1:39

1-10-SEA 20 (1:39) (Shotgun) R.Wilson pass deep middle to P.Richardson to HST 32 for 48 yards (M.Gilchrist) [D.Reader]. P19
1-10-HST 32 (1:09) (No Huddle, Shotgun) PENALTY on SEA-R.Odhiambo, False Start, 5 yards, enforced at HST 32 - No Play. 10 second run off
 1-15-HST 37 (:46) (Shotgun) R.Wilson pass deep left to T.Lockett to HST 18 for 19 yards (M.Williams). P20
1-10-HST 18 (:26) (No Huddle, Shotgun) **R.Wilson pass short middle to J.Graham for 18 yards, TOUCHDOWN.** P21
 B.Walsh extra point is GOOD, Center-T.Ott, Holder-J.Ryan.

HST 38 SEA 41, 3 plays, 80 yards, 1:18 drive, 14:39 elapsed
--

B.Walsh kicks 65 yards from SEA 35 to end zone, Touchback.

Houston Texans at 0:21

1-10-HST 25 (:21) (Shotgun) D.Watson sacked at HST 15 for -10 yards (F.Clark).
 Timeout #2 by HST at 00:16.
 2-20-HST 15 (:16) (Shotgun) D.Watson pass deep right intended for W.Fuller V INTERCEPTED by R.Sherman at SEA 37. R.Sherman to SEA 38 for 1 yard (W.Fuller V).

Seattle Seahawks at 0:07

1-10-SEA 38 (:07) R.Wilson kneels to SEA 37 for -1 yards.

END OF QUARTER

	Score	Time Poss	First Downs				Efficiencies	
			R	P	X	T	3 Down	4 Down
Houston Texans	38	5:11	1	4	0	5	0/2	0/0
Seattle Seahawks	41	9:49	2	8	1	11	1/2	0/0

Miscellaneous Statistics Report

Houston Texans vs Seattle Seahawks
10/29/2017 at CenturyLink Field

Ten Longest Plays for Houston Texans

Yards	Qtr	Play Start	Play Description
72	4	2-7-HST 28	(5:01) (Shotgun) D.Watson pass short right to D.Hopkins for 72 yards, TOUCHDOWN. PENALTY on SEA-N.Jones, Roughing the Passer, 15 yards, enforced between downs.
59	1	2-11-HST 41	(12:47) (Shotgun) D.Watson pass deep middle to W.Fuller V for 59 yards, TOUCHDOWN.
36	4	2-11-SEA 38	(10:16) (Shotgun) D.Watson pass deep right to W.Fuller V ran ob at SEA 2 for 36 yards.
34	4	1-10-HST 29	(11:25) (Shotgun) D.Watson pass deep left to D.Hopkins to SEA 37 for 34 yards (S.Griffin).
27	1	1-10-HST 44	(11:27) (Shotgun) D.Watson pass deep right to D.Hopkins to SEA 29 for 27 yards (R.Sherman). Penalty on SEA-R.Sherman, Defensive Holding, declined.
24	2	2-10-SEA 46	(10:49) (Shotgun) D.Watson pass deep right to D.Hopkins to SEA 22 for 24 yards (E.Thomas).
23	3	1-10-HST 43	(11:05) (No Huddle) D.Watson pass short left to L.Miller to SEA 49 for 8 yards (B.Wagner). PENALTY on SEA-B.Wagner, Horse Collar Tackle, 15 yards, enforced at SEA 49. Penalty on SEA-J.Reed, Illegal Use of Hands, declined.
22	2	2-5-HST 19	(1:17) (Shotgun) D.Watson pass deep left to D.Hopkins to HST 41 for 22 yards (K.Wright).
20	1	1-10-HST 39	(7:48) (Shotgun) D.Watson pass deep left to D.Hopkins to SEA 41 for 20 yards (K.Wright).
20	2	2-8-SEA 20	(9:40) (Shotgun) D.Watson pass deep right to W.Fuller V for 20 yards, TOUCHDOWN.

Ten Longest Plays for Seattle Seahawks

Yards	Qtr	Play Start	Play Description
66	3	2-10-SEA 22	(6:55) R.Wilson pass short middle to T.Madden to HST 12 for 66 yards (J.Joseph).
54	4	2-10-SEA 25	(9:04) R.Wilson pass deep left to T.Lockett pushed ob at HST 21 for 54 yards (M.Gilchrist).
53	2	2-8-SEA 40	(6:54) R.Wilson pass deep right to T.McEvoy to HST 7 for 53 yards (K.Johnson) [C.Covington].
48	4	1-10-SEA 20	(1:39) (Shotgun) R.Wilson pass deep middle to P.Richardson to HST 32 for 48 yards (M.Gilchrist) [D.Reader].
27	1	3-1-SEA 34	(5:03) (Shotgun) R.Wilson pass deep left to T.Lockett to HST 39 for 27 yards (K.Jackson).
21	4	2-10-HST 41	(3:06) (Shotgun) R.Wilson scrambles left tackle ran ob at HST 20 for 21 yards (M.Williams). HST-C.Watkins was injured
20	1	2-10-HST 20	(2:19) (Shotgun) R.Wilson pass deep middle to P.Richardson for 20 yards, TOUCHDOWN.
19	4	1-15-HST 37	(:46) (Shotgun) R.Wilson pass deep left to T.Lockett to HST 18 for 19 yards (M.Williams).
18	4	1-10-HST 18	(:26) (No Huddle, Shotgun) R.Wilson pass short middle to J.Graham for 18 yards, TOUCHDOWN.
15	4	2-2-SEA 44	(3:57) R.Wilson pass short left to P.Richardson to HST 41 for 15 yards (M.Williams).

Touchdown Scoring Information

		Offense	Defense	Special Teams
VISITOR	Houston Texans	5	0	0
HOME	Seattle Seahawks	4	1	0

Player Scoring Information

Club	Player	TD	Rush TD	Rec TD	KO TD	Punt TD	Int TD	Fum TD	Misc TD	FG	XP	2Pt Rush	2Pt Rec	Sfty	Points
HST	L.Miller	0	1	1	0	0	0	0	0	0	0	0	0	0	12
HST	W.Fuller V	0	0	2	0	0	0	0	0	0	0	0	0	0	12
HST	K.Fairbairn	0	0	0	0	0	0	0	0	1	5	0	0	0	8
HST	D.Hopkins	0	0	1	0	0	0	0	0	0	0	0	0	0	6
SEA	P.Richardson	0	0	2	0	0	0	0	0	0	0	0	0	0	12
SEA	J.Graham	0	0	2	0	0	0	0	0	0	0	0	0	0	12
SEA	B.Walsh	0	0	0	0	0	0	0	0	2	5	0	0	0	11
SEA	E.Thomas	0	0	0	0	0	1	0	0	0	0	0	0	0	6

Possession Detail

	First Half		Second Half		Game	
	Visitor	Home	Visitor	Home	Visitor	Home
Largest Lead	7	0	4	3	7	3
Drives Leading	1	0	1	2	2	2
Time of Possession Leading	1:19	0:00	1:10	2:59	2:29	2:59
Largest Deficit	0	-7	-3	-4	-3	-7
Drives Trailing	0	3	4	4	4	7
Time of Possession Trailing	0:00	8:40	6:25	9:19	6:25	17:59
Times Score Tied Up		3		1		4
Lead Changes		3		6		9

Playtime Percentage

Percent of playtime per player on offense, defense and special teams

Houston Texans						Seattle Seahawks					
		Offense	Defense	Special Teams				Offense	Defense	Special Teams	
B Giacomini	T	71	100%	6	16%	E Pocic	C	69	100%	8	21%
X Su'a-Filo	G	71	100%	6	16%	R Odhiambo	T	69	100%	7	18%
D Watson	QB	71	100%			O Aboushi	G	69	100%	7	18%
N Martin	C	71	100%			G Ifedi	T	69	100%	7	18%
D Hopkins	WR	71	100%			J Britt	C	69	100%		
D Brown	T	68	96%	6	16%	R Wilson	QB	69	100%		
R Griffin	TE	65	92%	6	16%	P Richardson	WR	56	81%		
W Fuller	WR	63	89%	5	13%	D Baldwin	WR	49	71%		
L Miller	RB	62	87%			J Graham	TE	49	71%		
B Ellington	WR	57	80%			T Rawls	RB	41	59%		
J Allen	G	55	77%	6	16%	T Lockett	WR	39	57%	12	32%
G Mancz	C	16	23%	6	16%	T McEvoy	WR	20	29%	25	66%
A Blue	RB	11	15%	24	63%	L Willson	TE	19	28%	19	50%
S Anderson	TE	11	15%	8	21%	N Vannett	TE	18	26%	19	50%
J Prosch	FB	8	11%	21	55%	J McKissic	WR	16	23%	8	21%
J Davenport	T	5	7%	6	16%	T Madden	FB	15	22%	25	66%
B Miller	WR	3	4%			E Lacy	RB	12	17%		
C Thompson	WR	1	1%	25	66%	A Darboh	WR	10	14%	5	13%
D Foreman	RB	1	1%			M Tobin	T	1	1%	13	34%
Z Cunningham	LB		69 100%	13	34%	B Wagner	LB		71 100%	6	16%
A Hal	FS		69 100%	7	18%	K Wright	LB		71 100%	6	16%
B McKinney	LB		68 99%	8	21%	R Sherman	CB		71 100%	6	16%
M Gilchrist	FS		68 99%	7	18%	K Chancellor	SS		71 100%		
J Clowney	LB		67 97%	8	21%	S Griffin	CB		71 100%		
K Jackson	CB		66 96%	7	18%	E Thomas	FS		64 90%		
J Joseph	CB		61 88%	5	13%	M Bennett	DE		59 83%		
D Reader	NT		55 80%	7	18%	S Richardson	DT		54 76%	6	16%
K Johnson	CB		45 65%	1	3%	F Clark	DE		49 69%		
L Houston	LB		38 55%			J Coleman	CB		44 62%	13	34%
B Dunn	NT		33 48%	7	18%	J Reed	DT		41 58%	6	16%
C Watkins	DE		28 41%	4	11%	N Jones	DT		23 32%	6	16%
B Scarlett	LB		24 35%	21	55%	M Smith	DE		22 31%	6	16%
C Covington	DE		24 35%	3	8%	M Wilhoite	LB		19 27%	13	34%
E Pleasant	SS		16 23%	20	53%	D Freeney	DE		18 25%		
M Williams	CB		16 23%	12	32%	B McDougald	FS		14 20%	31	82%
U Kamalu	LB		10 14%	6	16%	B Jackson	DE		13 18%		
B Peters	LB		1 1%	25	66%	J Lane	CB		6 8%	5	13%
K Drummond	SS		1 1%	25	66%	N Thorpe	CB			31	82%
C Moore	SS			24	63%	D Hill	SS			26	68%
B Heeney	LB			24	63%	D Alexander	LB			25	66%
J Todman	RB			24	63%	T Garvin	LB			24	63%
K Fairbairn	K			11	29%	B Walsh	K			15	39%
S Lechler	P			11	29%	M Glowinski	G			14	37%
J Weeks	LS					T Ott	LS			12	32%

