



SUNDAY, NOV. 5, 2017 • LINCOLN FINANCIAL FIELD

PHILADELPHIA EAGLES GAME NOTES



presented by



PHILADELPHIA EAGLES GAME NOTES



PHILADELPHIA EAGLES vs. DENVER BRONCOS

Sunday, Nov. 5, 2017 • 1:00 p.m. ET (CBS) • Lincoln Financial Field (69,596)



SERIES HISTORY

- Philadelphia owns a **7-5 all-time record vs. Denver** in a series that dates back to 1971
- The Eagles have gone **5-1 all-time at home against the Broncos**, including **1-0 at Lincoln Financial Field**

ALL-TIME HOME GAMES vs. BRONCOS (SINCE 1971)

Date	Result
12/27/09	W, 30-27
11/12/95	W, 31-13
9/20/92	W, 30-0
9/21/86	L, 7-33
9/7/80	W, 27-6
10/31/71	W, 17-16

RECORDS & STREAKS

- Philadelphia, which owns the **best record in the NFL** this season, has started **7-1 for just the seventh time in team history (tied for the Eagles' best start all-time through 8 games)**, having previously done so in 2004, 1981, 1980, 1961, 1960 and 1949
- Philadelphia has **won 9 of its last 10 games** (dating back to Week 16 of 2016), which is the club's best stretch over any 10-game span since 11/10/13-9/21/14 (also 9-1)
- The Eagles own a **6-game winning streak** for the first time since 12/11/11-9/16/12 (also 6). The last time Philadelphia won 6+ straight games in a single season was in 2009 (6 games, 11/22/09-12/27/09)
- Philadelphia has **won 8 consecutive games vs. NFC teams** (dating back to Week 16 of 2016), which is the club's longest winning streak against conference opponents since 12/27/03-12/19/04 (12 games). The Eagles have **won 6+ straight games vs. NFC teams to start the season** for the first time since 2004 (11 games)
- Philadelphia has **won 6 consecutive games at Lincoln Financial Field** (dating back to Week 16 of 2016), which is the club's best winning streak at home since 11/17/13-11/23/14 (10 games)

POINT PRODUCTION

- Philadelphia is **tied with New England for the most 20+ point games (21) in the NFL since 2016**
- The Eagles have scored **20+ points in 12 straight games** (dating back to Week 14 of 2016), which is the **longest active streak in the NFL** and the **2nd-longest streak in franchise history** (20 games, 11/3/13-11/27/14).
- Philadelphia is the **only NFL team to score 20+ points in every game in 2017**
- The Eagles have scored **25+ points in 6 consecutive games**, which is the longest active streak in the NFL and the club's longest streak since 11/7/10-12/19/10 (7 games)
- Philadelphia is **outscored opponents 129-64 (+65) in the last 4 games**, averaging 32.3 points per game in that span

2017 SCHEDULE & RESULTS

PRESEASON (2-2)

Thurs. Aug. 10	at Green Bay	L, 9-24
Thurs. Aug. 17	BUFFALO	W, 20-16
Thurs. Aug. 24	MIAMI	W, 38-31
Thurs. Aug. 31	at N.Y. Jets	L, 10-16

REGULAR SEASON (7-1)

Sun. Sept. 10	at Washington	W, 30-17
Sun. Sept. 17	at Kansas City	L, 20-27
Sun. Sept. 24	N.Y. GIANTS	W, 27-24
Sun. Oct. 1	at L.A. Chargers	W, 26-24
Sun. Oct. 8	ARIZONA	W, 34-7
Thurs. Oct. 12	at Carolina	W, 28-23
Mon. Oct. 23	WASHINGTON	W, 34-24
Sun. Oct. 29	SAN FRANCISCO	W, 33-10
Sun. Nov. 5	DENVER	1:00 p.m. (CBS)
Sun. Nov. 19	at Dallas	8:30 p.m. (NBC)
Sun. Nov. 26	CHICAGO	1:00 p.m. (FOX)
Sun. Dec. 3	at Seattle	8:30 p.m. (NBC)
Sun. Dec. 10	at L.A. Rams	4:25 p.m. (FOX)
Sun. Dec. 17	at N.Y. Giants	1:00 p.m. (FOX)
Mon. Dec. 25	OAKLAND	8:30 p.m. (ESPN)
Sun. Dec. 31	DALLAS	1:00 p.m. (FOX)

POSTSEASON

AFC and NFC Wild Card Playoffs	January 6-7
AFC and NFC Divisional Playoffs	January 13-14
AFC and NFC Championship Games	January 21
Pro Bowl (Orlando, FL) (ESPN)	January 28
Super Bowl LII (Minneapolis, MN) (NBC)	February 4

ON THE CALL

TELEVISION

CBS will carry the broadcast of Sunday's game to a regional audience. **Ian Eagle** will handle the play-by-play duties and **Dan Fouts** will provide analysis. **Evan Washburn** will report from the sidelines.

EAGLES RADIO

Calling the game on **94 WIP** and the **Eagles Radio Network** will be **Merrill Reese**, the NFL's longest-tenured play-by-play announcer (41st season). Joining Reese in the booth will be former Eagles All-Pro wide receiver **Mike Quick**. **Howard Eskin** will report from the sidelines.

NATIONAL RADIO

Chris Carrino (play-by-play) and **Brian Baldinger** (analyst) will call the game for **Compass Media's** national broadcast.

SPANISH RADIO

Rickie Ricardo, **Gus Salazar** and **Maria Berral** will handle the broadcast in Spanish on **La Mega 105.7 FM** and the **Eagles Spanish Radio Network**.

PHILADELPHIA EAGLES GAME NOTES



NFC EAST STANDINGS

Team	W-L	W%	PF	PA	Home	Away	Conf	Div
Eagles	7-1	.875	232	156	4-0	3-1	6-0	3-0
Cowboys	4-3	.571	198	161	1-2	3-1	4-2	2-0
Redskins	3-4	.429	160	180	2-2	1-2	2-3	0-3
Giants	1-6	.143	112	156	0-3	1-3	0-5	0-2

2017 RANKINGS

OFFENSE

Category	BRONCOS		EAGLES	
	Stats	Rk	Stats	Rk
Total Offense	341.7	15	371.8	6
Rush Offense	123.4	10	129.3	5
Pass Offense	218.3	18	242.5	11
Points Per Game	18.1	24	29.0	4
3rd-Down Off. %	39.4	12	47.8	2
4th-Down Off. %	0.0	28t	83.3	2
Red Zone Off. (TD%)	44.0	28	68.0	2

DEFENSE

Category	BRONCOS		EAGLES	
	Stats	Rk	Stats	Rk
Total Defense	261.0	1	327.1	14
Rush Defense	72.9	2	70.4	1
Pass Defense	188.1	6	256.8	26
Points Per Game	21.0	13	19.5	10
3rd-Down Def. %	25.0	1	31.0	3
4th-Down Def. %	27.3	9	30.0	10
Red Zone Def. (TD%)	46.7	9	52.4	15

TEAM

Category	BRONCOS		EAGLES	
	Stats	Rk	Stats	Rk
Turnover Diff.	(-11)	31	(+5)	6t
Penalties/Game	7.0	19t	7.25	23
Penalty Yards/Game	58.4	13t	67.9	27t

PLAYER NOTES

- Wentz (2,063-19-203) joins **Steve Young** in 1998 (2,435-21-227) and **Fran Tarkenton** in 1967 (2,050-19-214) as the only NFL QBs since 1950 to record 2,000+ passing yards, 19+ passing TDs and 200+ rushing yards through 8 games
- Since 2000, only three Eagles have produced 40+ receptions for 500+ yards and 6+ TDs through 8 games: **Zach Ertz** in 2017 (43-528-6), **Jeremy Maclin** in 2014 (45-790-8) and **Terrell Owens** in 2005 (47-763-6) and 2004 (49-750-9)
- Since 1970, only five Eagles age 24-or-younger have caught 5+ TDs through 8 games: **Nelson Agholor** in 2017 (24 years, 5 TDs), **Jeremy Maclin** in 2010 (22 years, 6 TDs), **Cris Carter** in 1989 (23 years, 5 TDs), **Mike Quick** in 1983 (24 years, 6 TDs) and **Harold Carmichael** in 1973 (23 years, 6 TDs)
- Ertz and Agholor are just the fourth pair of Eagles since 1950 to each record 5+ receiving TDs in the first 8 games of the same season, joining **Tommy McDonald** (6) and **Pete Retzlaff** (5) in 1961, **Pete Pihos** (5) and **Bill Stribling** (5) in 1955 and Pihos (7) and **Bobby Walston** (9) in 1954
- Just 7 games into his NFL career, **Jake Elliott** has converted the most 50+ yard FGs (5) in Eagles single-season history

OFFENSIVE NOTES

- Philadelphia ranks **6th in the NFL in total offense (371.8)**, trailing only New England (411.1), New Orleans (390.4), Kansas City (377.9), Tampa Bay (376.6) and Atlanta (374.4)
- Philadelphia ranks **5th in the NFL in rushing offense (129.3)**, behind Jacksonville (169.0), Dallas (150.6), Houston (138.3) and Chicago (130.1)
- Philadelphia ranks **2nd in the NFL in third-down conversion rate (47.8%)**, trailing only L.A. Rams (49.0%)
- Philadelphia ranks **2nd in the NFL in red zone TD efficiency (68.0%)**, behind Green Bay (73.9%). The Eagles lead the NFL in goal-to-go TD efficiency (91.7%)
- Philadelphia ranks **4th in the NFL in points per game (29.0)**, trailing only Houston (30.7), L.A. Rams (30.3) and Kansas City (29.5). The Eagles' 232 points are the 5th-most through 8 games in franchise history, behind 1948 (258), 1949 (247), 1953 (244) and 2014 (234)
- Philadelphia **leads the NFL in scoring differential (+76)**
- Philadelphia has scored on 42 of its 94 offensive drives and ranks **5th in the NFL in offensive scoring efficiency (44.7%)**, behind Kansas City (49.4%), New England (48.3%), L.A. Rams (48.1%) and Dallas (44.7%)
- Philadelphia **leads the NFL in time of possession (33:37)** and **5+ minute drives (16)** and ranks **3rd in 10+ play drives (16)**, behind Atlanta (17) and San Francisco (17)
- Philadelphia ranks **2nd in the NFL in total first downs (172)**, trailing only New England (197)
- Philadelphia **leads the NFL in 10+ yard plays (121)**, including a **league-leading 10+ yard runs (35)**

DEFENSIVE NOTES

- Philadelphia **leads the NFL in rushing defense (70.4)**. The Eagles have allowed just **563 rushing yards** this season, which are their **fewest through 8 games since 1944 (505)**
- Philadelphia ranks **3rd in the NFL in third-down defense (31.0%)**, trailing only Denver (25.0%) and Minnesota (27.7%)
- Philadelphia ranks **5th in the NFL in takeaways (14)**, behind Baltimore (17), Buffalo (17), Detroit (16) and Jacksonville (16)
- Philadelphia ranks **5th in the NFL in opponent scoring efficiency (29.7%)**, trailing only Jacksonville (23.3%), Pittsburgh (26.7%), Baltimore (29.3%) and Carolina (29.4%)

SPECIAL TEAMS NOTES

- Philadelphia ranks **2nd in the NFL in punt return average (13.8)**, trailing only Detroit (20.9)
- Philadelphia ranks **6th in the NFL in average starting field position after kickoff (25.3)**, trailing only L.A. Rams (28.9), Baltimore (27.5), Oakland (26.2), New England (25.9) and Chicago (25.5)
- Philadelphia ranks **10th in the NFL (3rd in the NFC) in kickoff return average (22.6)**, trailing only L.A. Rams (29.8) and Minnesota (25.0) in the conference

2017 DENVER BRONCOS STATS




DENVER BRONCOS / WEEK 8 / THROUGH MONDAY, OCTOBER 30, 2017

WON 3, LOST 4				* RUSHING		No.	Yds	Avg	Long	TD				
09/11	W 24-21	L.A. Chargers	76,324	C. Anderson	107	469	4.4	40	1					
09/17	W 42-17	Dallas	76,919	Charles	50	235	4.7	19	1					
09/24	L 16-26	at Buffalo	68,865	Siemian	23	89	3.9	14	1					
10/01	W 16-10	Oakland	76,909	Booker	12	62	5.2	26	1					
10/15	L 10-23	N.Y. Giants	76,721	Janovich	2	5	2.5	3	0					
10/22	L 0-21	at L.A. Chargers	25,388	McKenzie	1	4	4.0	4	0					
10/30	L 19-29	at Kansas City	76,573	D. Henderson	1	1	1.0	1	0					
11/05		at Philadelphia		Osweiler	1	-1	-1.0	-1	0					
11/12		New England		TEAM	197	864	4.4	40	4					
11/19		Cincinnati		OPPONENTS	168	510	3.0	47	0					
11/26		at Oakland		* RECEIVING	No.	Yds	Avg	Long	TD					
12/03		at Miami		De. Thomas	35	455	13.0	40	0					
12/10		N.Y. Jets		Sanders	25	266	10.6	33	2					
12/14		at Indianapolis		Fowler	20	220	11.0	29	2					
12/24		at Washington		Derby	17	211	12.4	29	2					
12/31		Kansas City		C. Anderson	12	91	7.6	17	1					
		Denv.	Opp.	Booker	10	114	11.4	29	0					
TOTAL FIRST DOWNS		140	102	Green	9	120	13.3	44	1					
	Rushing	45	20	Charles	9	48	5.3	14	0					
	Passing	81	70	Heuerman	5	70	14.0	20	1					
	Penalty	14	12	Taylor	5	41	8.2	11	0					
	3rd Down: Made/Att	41/104	23/92	Latimer	4	37	9.3	13	0					
	3rd Down Pct.	39.4	25.0	Janovich	2	14	7.0	10	0					
	4th Down: Made/Att	0/7	3/11	McKenzie	1	0	0.0	0	0					
	4th Down Pct.	0.0	27.3	TEAM	154	1687	11.0	44	9					
POSSESSION AVG.		31:46	28:14	OPPONENTS	133	1405	10.6	64t	12					
TOTAL NET YARDS		2392	1827	* INTERCEPTIONS	No.	Yds	Avg	Long	TD					
	Avg. Per Game	341.7	261.0	Talib	1	103	103.0	103t	1					
	Total Plays	473	406	C. Harris	1	23	23.0	23	0					
	Avg. Per Play	5.1	4.5	Roby	1	0	0.0	0	0					
NET YARDS RUSHING		864	510	Simmons	1	0	0.0	0	0					
	Avg. Per Game	123.4	72.9	Stewart	1	0	0.0	0	0					
	Total Rushes	197	168	TEAM	5	126	25.2	103t	1					
NET YARDS PASSING		1528	1317	OPPONENTS	10	124	12.4	43t	1					
	Avg. Per Game	218.3	188.1	* PUNTING	No.	Yds	Avg	Net	TB	In	Lg	B		
	Sacked/Yards Lost	25/159	17/88	Dixon	30	1333	44.4	38.7	1	9	55	0		
	Gross Yards	1687	1405	TEAM	30	1333	44.4	38.7	1	9	55	0		
	Att./Completions	251/154	221/133	OPPONENTS	40	1932	48.3	42.2	2	15	69	0		
	Completion Pct.	61.4	60.2	* PUNT RETURNS	Ret	FC	Yds	Avg	Long	TD				
	Had Intercepted	10	5	McKenzie	18	4	142	7.9	31	0				
PUNTS/AVERAGE		30/44.4	40/48.3	Sharp	5	1	55	11.0	16	0				
NET PUNTING AVG.		30/38.7	40/42.2	Langley	1	0	6	6.0	6	0				
PENALTIES/YARDS		49/409	48/480	TEAM	24	5	203	8.5	31	0				
FUMBLES/BALL LOST		14/7	2/1	OPPONENTS	11	10	152	13.8	65t	1				
TOUCHDOWNS		14	15	* KICKOFF RETURNS	No.	Yds	Avg	Long	TD					
	Rushing	4	0	Latimer	8	190	23.8	36	0					
	Passing	9	12	Langley	5	168	33.6	61	0					
	Returns	1	3	McKenzie	2	33	16.5	21	0					
* SCORE BY PERIODS		Q1	Q2	Q3	Q4	OT	PTS	TEAM	15	391	26.1	61	0	
TEAM		27	37	43	20	0	127	OPPONENTS	8	180	22.5	49	0	
OPPONENTS		24	61	13	49	0	147	* FIELD GOALS	1-19	20-29	30-39	40-49	50+	
* SCORING		TD-Ru	Pa-Rt	K-PAT	FG	S	PTS	McManus	0/0	5/6	4/5	1/2	0/2	
McManus		0	0	0	13/13	10/15	0	43	TEAM	0/0	5/6	4/5	1/2	0/2
C. Anderson		2	1	1	0	0	12	OPPONENTS	0/0	3/3	2/2	4/6	5/5	
Derby		2	0	2	0	0	12	McManus: (20G,50N) (49N) (38G,35G,28G) (28G,36G,						
Fowler		2	0	2	0	0	12	46G,29N) (35N,28G,53B) () (27G,34G)						
Sanders		2	0	2	0	0	12	OPP: (44B) (56G) (49G,55G,53G,27G) (38G) (25G,51G,						
Booker		1	1	0	0	0	6	49B,40G) () (25G,32G,43G,51G,42G)						
Charles		1	1	0	0	0	6							
Green		1	0	1	0	0	6							
Heuerman		1	0	1	0	0	6							
Siemian		1	1	0	0	0	6							
Talib		1	0	0	1	0	6							
TEAM		14	4	9	1	13/13	10/15	0	127					
OPPONENTS		15	0	12	3	15/15	14/16	0	147					
2-Pt Conv: TM 0-1, OPP 0-0														
SACKS: Miller 7, Barrett 3, S. Harris 2, Davis 1, Gotsis 1, Marshall 1, D. Peko 1, Wolfe 1, TM 17, OPP 25														
FUM/LOST: Siemian 5/2, McKenzie 4/1, Charles 2/2, Derby 1/1, Latimer 1/0, De. Thomas 1/1														
* PASSING		Att	Cmp	Yds	Cmp%	Yds/Att	TD	TD%	Int	Int%	Long	Sack/Lost	Rating	
Siemian		247	152	1669	61.5	6.76	9	3.6	10	4.0	44	25/ 159	76.8	
Osweiler		4	2	18	50.0	4.50	0	0.0	0	0.0	9	0/ 0	62.5	
TEAM		251	154	1687	61.4	6.72	9	3.6	10	4.0	44	25/ 159	76.6	

JEFFREY LURIE | CHAIRMAN AND CEO



In 1994, Jeffrey Lurie purchased the Philadelphia Eagles, launching the most successful run in franchise history.



During his time as Chairman and CEO, the Eagles have become a perennial contender, establishing a winning tradition by capturing seven NFC East titles, playing in five NFC Championships and making an appearance in Super Bowl XXXIX. This unprecedented run of success led to a greater overall winning percentage, more playoff games (23), and more playoff victories (11) than it had under all previous ownership groups combined.

While Lurie's teams have thrived on the field, he has also built a successful business and community-oriented organization over the two decades that he has served as Chairman and CEO.

After purchasing the Eagles, Lurie recognized that the organization was in need of a total reconstruction, design, and relocation of its office headquarters, practice facility, and stadium. He immediately committed to providing the franchise with everything it needed to succeed and constructed two state-of-the-art facilities in South Philadelphia: the NovaCare Complex (2001) and Lincoln Financial Field (2003).

Although Lincoln Financial Field was erected specifically to house its primary tenant, the Philadelphia Eagles, Lurie also created a multidimensional event destination that could house a wide variety of events. Fittingly, the first ticketed event at the new stadium was a soccer match between Manchester United and FC Barcelona in August 2003.

Since then, Lincoln Financial Field has continued to evolve with an ever-changing entertainment landscape and underwent a two-year, \$125 million revitalization in 2013. Over the years, the venue has hosted high-profile events including sold-out concerts, national and international soccer matches, the NCAA Lacrosse Championships, the Army-Navy Game, Monster Jam, Temple University football games, and more.

Lurie serves on numerous NFL committees, including the Finance Committee, Broadcast Committee, International Committee, and the Super Bowl Advisory Committee.

Lurie is also a thoughtful and compassionate philanthropist. Inspired by his younger brother, who is autistic, Lurie and his entire family are devoted to raising both money and awareness for research on the causes of the neurodevelopmental disorder.

One of Lurie's earliest philanthropic endeavors was the creation of the team's nonprofit charity. Now known as the Eagles Charitable Foundation, this organization provides children in the Philadelphia region with greater access to vision care and supports autism research and services.

"Autism is one of the most under-funded conditions in the country, and we need to raise awareness," Lurie has noted. "Those who have autism are wonderful people, usually highly intelligent, sweet, and caring. They are often unable to effectively communicate with others. A great deal more research needs to be done."

In recognition of the organization's commitment to the community, as well as their Tackling Breast Cancer and Go Green campaigns, the Eagles were presented with the coveted 2011 Sports Team of the Year Award by Beyond Sport, a global organization that promotes, develops and funds the use of sports to create positive social change across the world.

Prior to entering business, Lurie served as an adjunct assistant professor of social policy at Boston University. He earned a B.A. from Clark University, a master's in psychology from Boston University, and a Ph.D. in social policy from Brandeis University.

Born on September 8, 1951, Lurie has two children. He is married and resides in the Philadelphia area with his wife, Tina. In his free time, he enjoys traveling, golfing, tennis, movies, music, and discovering great restaurants.

BEHIND THE SCENES WITH JEFFREY LURIE



- Favorite Philadelphia restaurants:** Barclay Prime, Nomad, Osteria, Radicchio Café, Tequilas Restaurant, Tinto, Vernick and Vietnam Restaurant
- Favorite Philadelphia breakfast spot:** Honey's Sit N Eat
- Favorite music:** Ranges from The Doors to Bob Marley to Shakira
- First concert attended:** Beach Boys
- Favorite player growing up:** Bobby Orr
- Favorite TV shows of all-time:** *Hogan's Heroes*, *The Fugitive*, *24*
- Favorite books:** *When Breath Becomes Air*, *The Kite Runner*,
- Favorite all-time movies:** *The Great Escape*, *The Godfather Part II*, *Silver Linings Playbook*
- Favorite recent movie:** *Lion*
- Favorite dog breeds:** Bernese Mountain Dog, Wheaten Terrier

LURIE'S LANDMARKS



- Is the winningest owner in Eagles history and has led the franchise longer than any owner in team history (22 years)
- One of Lurie's philanthropic endeavors was the creation of the team's non-profit charitable wing in 1995. For 20 years, Eagles Youth Partnership (EYP) served more than 50,000 at-risk children in the greater Philadelphia region annually with a focus on health and education programming
- In 2015, Lurie oversaw EYP's transition to the Eagles Charitable Foundation that now provides children in the local community with greater access to vision care and autism research and services. Its signature program – the Eagles Eye Mobile – travels to local schools to provide free eye exams and prescription eye glasses to under- and uninsured students
- Under Lurie's direction, the Eagles launched the groundbreaking "Go Green!" initiative aimed at reducing the organization's impact on the environment and creating programs that improve the quality of life in the Philadelphia region. In 2008, the Eagles received the Ongoing Commitment Award from the Environmental Media Association
- Lurie's Screen Pass Pictures served as executive producers of *Inocente*, which earned an Academy Award for Best Short Documentary in 2013, and the 2010 documentary film *Inside Job*, which earned the Academy Award for Best Documentary Feature
- Lurie is a director of the NLM Family Foundation, which devotes much of its resources to autism research and education, and he also established the Lurie Family Foundation

REGULAR-SEASON RECORDS & PLAYOFF APPEARANCES (SINCE 1995)

Rank	Team	Record (Pct.)	Playoff Appearances
1	New England Patriots	251-109 (.697)	17
2	Green Bay Packers	231-127-1 (.645)	17
3	Pittsburgh Steelers	226-133-1 (.629)	16
4	Denver Broncos	220-139 (.613)	14
5	Indianapolis Colts	215-145 (.597)	13
6	Philadelphia Eagles	200-158-2 (.558)	12
7	Seattle Seahawks	197-161-1 (.550)	12

DON SMOLENSKI | PRESIDENT



Don Smolenski, now in his 19th season with the organization, was originally hired by the team in 1998 as chief financial officer. He was promoted to senior vice president/chief financial officer in 2001 and was named the team's chief operating officer in 2010. In 2012, he was named to his current role of team president.



As president, Smolenski directs the club's business and strategic efforts, including sales, marketing, communications, and operations. He has played a key role in significant projects from the construction of Lincoln Financial Field to the club's internationally recognized environmental and philanthropic programs. During his tenure as president, Smolenski has infused energy and creativity throughout the organization with his engaging leadership style. In 2015, he was named to the Most Admired CEOs list by the *Philadelphia Business Journal* and in 2016 the Philadelphia Eagles were named to Philly.com's Top Workplaces list.

In his first year as president, Smolenski spearheaded a two-year, \$125 million Lincoln Financial Field revitalization project that added 1,600 seats, HD video boards, and graphics paying tribute to the team's history. Over the years, Lincoln Financial Field has hosted high-profile events including sold-out concerts, national and international soccer matches, the NCAA Lacrosse Championships, the Army-Navy Game, Monster Jam, Temple University football, and more.

Smolenski plays an important role in the team's environmental initiatives. Because of their Go Green program, the Eagles have emerged as a leader in environmental stewardship in the sports industry. Those efforts include conservation efforts, recycling programs, and use of renewable energy including wind and solar.

Smolenski serves as the treasurer of the team's public charity, Eagles Charitable Foundation, which provides children in the Philadelphia region with greater access to vision care and provides funds to support autism research and services. In addition, Smolenski helped launch the Eagles Care initiative in 2013. The Eagles Care program forges annual, strategic partnerships with five local nonprofit organizations in order to deepen the impact of the team's community efforts. The Eagles also host an annual Huddle Up For Autism event at Lincoln Financial Field in partnership with the Center for Autism Research at the Children's Hospital of Philadelphia.

In addition to his leadership roles within the Eagles organization, Smolenski is a member of the Greater Philadelphia Chamber of Commerce Board, the FM Global Advisory Board, the Philadelphia Sports Congress, the Panasonic Advisory Board, and the Children's Hospital of Philadelphia (CHOP) Foundation Board of Overseers. Smolenski is also the co-chair of the CHOP Corporate Council and is involved with Leadership Philadelphia, a nonprofit organization that promotes leadership and community involvement. This past year, in partnership with the Philadelphia Sports Congress, Smolenski assisted in bringing the NFL Draft back to Philadelphia for the first time since 1961.

Before joining the Eagles, Smolenski served as chief financial officer for the International Hockey League, where he oversaw all league financial matters and played an integral role in the expansion of the league. Through the development of expansion models and the analysis of league performance models, Smolenski saw the league grow from 12 to 19 teams.

Smolenski began his career as a public accountant with Arthur Andersen.

An outdoor enthusiast, Smolenski enjoys an active lifestyle and has completed the Detroit, Pittsburgh, and Boston Marathons. He earned his Bachelor of Arts degree in biology from Amherst College and holds a Master of Science degree in accounting. Don and his wife, Karen, have two sons, Jake and Shane.

BEHIND THE SCENES WITH SMOLENSKI



Favorite Eagles moment: "Standing on the field after the 2004 NFC Championship game watching 68,000 Eagles fans celebrate."

Proudest accomplishment with the Eagles:

"The countless acts of emotional connections between our staff and our fans that I witness every day."

Favorite part of game day: "Standing on the upper concourse looking out at all of the Eagles fans tailgating throughout the complex. Always humbling."

Best thing about Eagles fans: "Honesty, loyalty and passion."

Favorite Philadelphia attraction: Boathouse Row

Favorite TV show: *The Simpsons*

Favorite movie: *Star Wars*

Bucket list: Climbing Mt. Kilimanjaro

First job: Newspaper delivery boy



Howie Roseman, executive vice president of football operations, is in his 18th season with the Philadelphia Eagles. Roseman is an influential voice within the organization and provides valuable perspective pertaining to both football and business decisions that help shape the franchise.



Prior to being promoted to his current role, Roseman served as the team's general manager from 2010-14. At the time of his 2010 promotion to general manager, Roseman was just 34 years old and became the youngest NFL executive to be named to the post in 30 years. In his first year as general manager, he oversaw a major overhaul of the roster, making it one of the youngest in the NFL. The revamped Eagles squad earned an NFC East division crown in 2010 and then again in 2013. In 2014, the Eagles won ten games with an NFC-high nine Pro Bowl players.

Since that time, Roseman has overseen the reshaping of a roster that included two separate trades that allowed the Eagles to move up in the first round of the 2016 NFL draft to select North Dakota State QB Carson Wentz. Eight days prior to the start of the 2016 regular season, Roseman executed another trade that sent QB Sam Bradford to the Minnesota Vikings in exchange for a 2017 first-round pick, which the Eagles used to select Tennessee's Derek Barnett, and a 2018 fourth-round pick. Prior to the 2016 and 2017 season, Roseman continued to solidify the team's core by retaining key veterans while adding to the team through free agency and the draft.

Since hiring Roseman in 2000, the Eagles have earned ten playoff berths, seven division titles, five NFC Championship appearances, one NFC Championship crown and a trip to Super Bowl XXXIX.

In addition to overseeing the team's roster moves, Roseman is also responsible for establishing the organization's scouting and personnel department, as well as overseeing the executives who specialize in analytics, sports science, player engagement and NFL compliance.

After relentlessly pursuing jobs in NFL front offices, Roseman finally got his foot in the door as an intern with the Eagles when the team was headquartered at Veterans Stadium.

Roseman was elevated to director of football administration in 2003 and then to vice president of football administration in 2006. In that role, he worked in the personnel department evaluating players around the NFL and for the draft. He also represented the team to the NFL on contract, salary cap and player personnel matters.

In 2007, Roseman was invited to participate in the NFL-Stanford Program for managers at the Stanford Graduate School of Business, a program developed by the NFL to promote development of leaders within the league.

From 2008-09, Roseman served as the team's vice president of player personnel. In that role, he managed the college scouting staff, organized and ran draft meetings, and scouted the top college prospects around the country.

2017 OFFSEASON - NOTABLE ADDITIONS



- **March 9** - Agreed to terms with WR **Torrey Smith** on a three-year contract ... Signed LB **Najee Goode** to a one-year contract ... Agreed to terms with WR **Alshon Jeffery** (Chi.) on a one-year contract ... Agreed to terms with G **Chance Warmack** (Ten.) on a one-year contract
- **March 10** - Agreed to terms with G/C **Stefen Wisniewski** on a three-year contract
- **March 13** - Agreed to terms with QB **Nick Foles** (KC) on a two-year contract
- **March 28** - Agreed to terms with DE **Chris Long** (NE) on a two-year contract ... Agreed to terms with CB **Patrick Robinson** (Ind.) on a one-year contract
- **April 4** - Acquired DT **Tim Jernigan** and a 2017 3rd-round pick (99th overall) from Baltimore in exchange for a 2017 3rd-round pick (74th overall)
- **April 27** - Selected DE **Derek Barnett** (Tennessee) in the 1st round (14th overall)
- **April 28** - Selected CB **Sidney Jones** (Washington) in the 2nd round (43rd overall) ... Selected CB **Rasul Douglas** (West Virginia) in the 3rd round (99th overall)
- **April 29** - Selected WR **Mack Hollins** (North Carolina) in the 4th round (118th overall), RB **Donnel Pumphrey** (San Diego State) in the 4th round (132nd overall), WR **Shelton Gibson** (West Virginia) in the 5th round (166th overall), LB **Nathan Gerry** (Nebraska) in the 5th round (184th overall), DT **Elijah Qualls** (Washington) in the 6th round (214th overall)
- **May 18** - Signed RB **LeGarrette Blount** to a one-year contract
- **June 14** - Signed T **Jason Peters** to a one-year contract extension
- **August 3** - Agreed to terms with S **Corey Graham** on a one-year contract
- **August 11** - Acquired CB **Ronald Darby** from Buffalo in exchange for WR **Jordan Matthews** and a 2018 3rd-round pick
- **August 27** - Acquired CB **Dexter McDougle** from the New York Jets in exchange for S **Terrence Brooks**

Roseman is also active in the Philadelphia-area community, contributing to a variety of initiatives involving military and children. He was named Honorary Commander for the Joint Base McGuire-Dix-Lakehurst for his continued efforts with the military. His charitable endeavors have benefited the Alex's Lemonade Stand Foundation, the Boys & Girls Clubs of America, USA Football, Pop Warner and Cop Wheels. He is also a member of the Governing Body of the Global Sports Management Summit and YPO.

Born in Brooklyn, NY, Roseman earned his bachelor's degree from the University of Florida before earning a JD degree from Fordham Law School. Howie and his wife, Mindy, reside in suburban Philadelphia with their four children.



Joe Douglas, who was hired by the Eagles on May 11, 2016, enters his second season as vice president of player personnel.

Prior to joining the Eagles, Douglas spent the 2015 season as the director of college scouting for the Chicago Bears after working in the Baltimore Ravens' personnel department for 16 years (2000-15).



During his time in Baltimore, Douglas was instrumental in acquiring a number of key performers for the Ravens, both through the draft and during the undrafted free agent signing period. Some of the players that he had a hand in obtaining included QB Joe Flacco, G Ben Grubbs, LB Pernell McPhee, LB C.J. Mosley, K Justin Tucker, CB Lardarius Webb and G Marshal Yanda. Grubbs, Mosley, Yanda and Tucker have combined for 12 Pro Bowls with the Ravens.

"I have known Joe for several years and have admired his work with both the Ravens and the Bears," said Howie Roseman, Eagles executive vice president of football operations. "He is a guy that we had targeted from the outset. I feel that we are very fortunate to have him lead our player personnel department. [Ravens general manager] Ozzie Newsome and [Bears general manager] Ryan Pace spoke very highly of him and his work. He is passionate about football, passionate about scouting and he played a vital role in the success of the Ravens over the last decade."

As a member of the Ravens organization, Douglas held various posts which included serving as the club's national scout (2012-15), Southeast area scout (2009-11), East Coast area scout (2008) and Northeast area scout (2003-07). Douglas was first hired by Baltimore in 2000, where he worked as a player personnel assistant for three years. He was responsible for fall and spring scouting assignments, college workouts and draft visit coordination, managing the team's college video library and assisting the pro personnel department with special teams evaluations of club opponents and unrestricted free agents.

An All-Atlantic 10 selection, Douglas started 45 consecutive games at tackle for the University of Richmond. Following his collegiate playing career, he transitioned into a volunteer assistant coach with the Spiders' football team in 1999.

As an offensive lineman at Lee-Davis High School (Mechanicsville, VA), Douglas was recognized as a two-time all-state honoree.

He and his wife, Shannon, have two daughters, Addison and Leighton, and a son, Thomas.

DOUGLAS' CAREER TIMELINE

1999	Richmond	Volunteer Asst. Coach
2000-02	Baltimore Ravens	Player Personnel Asst.
2003-07	Baltimore Ravens	Northeast Area Scout
2008	Baltimore Ravens	East Coast Area Scout
2009-11	Baltimore Ravens	Southeast Area Scout
2012-15	Baltimore Ravens	National Scout
2015-16	Chicago Bears	Director of College Scouting
2016-	Philadelphia Eagles	V.P. of Player Personnel

EAGLES SCOUTING DEPARTMENT



- Joe Douglas**, Vice President of Player Personnel
- Andy Weidl**, Assistant Director of Player Personnel
- Tom Donahoe**, Senior Football Advisor
- Anthony Patch**, Senior Director of College Scouting
- Dwayne Joseph**, Director of Pro Scouting
- Ian Cunningham**, Director of College Scouting
- Mike Bradway**, Assistant Director of College Scouting
- Brandon Brown**, Assistant Director of Pro Scouting
- Trey Brown**, Player Personnel Executive College/Pro
- T.J. McCreight**, Player Personnel Executive
- Alan Wolking**, Southeast Area Scout
- Jim Ward**, Midwest Area Scout
- Ryan Myers**, Pro/College Scout
- Phil Bhaya**, NFS Scout
- Casey Weidl**, College Scouting Coordinator
- Matt Holland**, Pro Scout
- John Hill**, Pro Scouting Coordinator
- Chris Nolan**, Scouting Assistant
- Patrick McDonough**, Scouting Assistant

DOUG PEDERSON | HEAD COACH



Doug Pederson was named head coach of the Philadelphia Eagles on January 18, 2016, following a three-year run as the offensive coordinator of the Kansas City Chiefs from 2013-15. In his first season with the Eagles, Pederson helped develop rookie quarterback Carson Wentz, the No. 2-overall pick in the 2016 NFL Draft, and prepared the first-year signal caller to start the regular-season opener vs. the Cleveland Browns.



Under Pederson's direction, Wentz went on to set a team and all-time NFL rookie record with 379 completions, while posting franchise rookie records in pass attempts (607), passing yards (3,782), passing touchdowns (16) and completion percentage (62.4%). Wentz also produced the 4th-most passing yards (3,782) in single-season team history and NFL rookie history. Wentz started all 16 games in his rookie season, becoming the first Eagles quarterback to start all 16 regular-season games since Donovan McNabb in 2008.

Prior to arriving in Philadelphia, Pederson served as the offensive coordinator in Kansas City from 2013-15 and helped guide the Chiefs to a 31-17 regular-season record, which included a 10-0 stretch to close out the 2015 season.

During his time in Kansas City, the Chiefs excelled at protecting the football and committed the third-fewest turnovers (50) in the NFL from 2013-15. Over that span, Kansas City's +29 turnover differential ranked third in the league behind only Seattle (+37) and Carolina (+34), while the Chiefs were the only team to boast two seasons with at least a +12 differential.

In 2015, Pederson helped the Chiefs rebound from a 1-5 start to win a franchise-record 11 consecutive games, including Kansas City's first playoff victory in 22 years. During the Chiefs' regular-season winning streak, which began in Week 7, the club ranked tied for first in the NFL in rushing touchdowns (14), fourth in rushing yards per game (143.8) and tied for fifth in points per game (27.8). Limited turnovers helped propel the team's run, as the Chiefs committed just seven turnovers (four INTs, three fumbles) after Week 6 and finished the 2015 regular season with the second-fewest turnovers in the league (15).

Kansas City acquired QB Alex Smith via trade in 2013 and the 10-year veteran experienced the most productive stretch of his career under Pederson's tutelage: a three-year span during which he set a Chiefs record for wins by a starting quarterback in his first three years as a starter (30). During his three years in Pederson's offense, Smith notched three consecutive 3,000-yard seasons, threw the second-fewest interceptions among quarterbacks with at least 1,000 attempts (20) and ranked fourth among all quarterbacks with 1,183 rushing yards. Smith's 20 interceptions from 2013-15 marked the lowest three-season total of his career in years that he played more than 10 games.

Before joining Kansas City, Pederson served as the quarterbacks coach in Philadelphia from 2011-12. In his first season as the Eagles quarterbacks coach, Pederson helped QB Michael Vick become the second quarterback in NFL history to top the 3,000-yard passing and 500-yard rushing plateaus in consecutive seasons. That year, under Pederson's direction, Vick set career highs in completions (253) and passing yards (3,303) while throwing the third-most touchdowns of his career (18). Vick's yards through the air, combined with his 589 rushing yards, helped Philadelphia's offense record a then-franchise-record 6,386 net yards (now the second-highest total) and notch

PEDERSON'S COACHING TIMELINE

2005-08	Calvary Baptist Academy	Head Coach
2009-10	Philadelphia Eagles	Offensive Quality Control
2011-12	Philadelphia Eagles	Quarterbacks
2013-15	Kansas City Chiefs	Offensive Coordinator
2016-	Philadelphia Eagles	Head Coach

a team-record 356 first downs. Additionally, the 2011 Eagles offense ranked second in the league in plays of 10-plus yards (258) and tied for second in plays of 20-plus yards (84).

Pederson began his pro coaching career as an offensive quality control coach with the Eagles in 2009 and served in that capacity through the 2010 season. In his two seasons in that role, the Eagles combined for 868 points and set single-season franchise scoring records in back-to-back years (429 in 2009 and 439 in 2010).

In 2010, Pederson assisted an Eagles offense that recorded a then-franchise-record 6,230 net yards (now fourth), which ranked second in the NFL that season, and a then-franchise-record 439 points, which ranked third in the league. The 2010 Eagles ranked tied for first in plays of 20-plus yards (80) and quick-strike touchdown drives (11), and finished second in scoring outside of the red zone (139 points).

During Pederson's first season as an NFL coach (2009), the Eagles offense recorded the fifth-most passing yards in team history (4,089), which at the time ranked second in club annals.

A 12-year NFL veteran, Pederson played quarterback for the Green Bay Packers, Miami Dolphins, Philadelphia Eagles and Cleveland Browns after originally being drafted by the Carolina Panthers in the 1995 expansion draft. Pederson was coached by three of the most successful coaches in NFL history: Don Shula, Mike Holmgren and Andy Reid. Additionally, Pederson played alongside Pro Bowl quarterbacks Brett Favre, Dan Marino, Donovan McNabb and Jim McMahon.

Pederson served as a backup quarterback for Green Bay from 1995-98 and 2001-04, and was part of Packer teams that won Super Bowl XXXI, two NFC Championships (1996 and 1997) and six division titles. Pederson made eight starts for the Browns in 2000 and logged 1,047 yards and two touchdowns on 117 completions. In 1999, Pederson made nine starts for the Eagles, completing 119 passes for 1,276 yards and seven touchdowns.

In a 1993 contest against the Eagles, Pederson was pressed into duty when Dolphins starter Scott Mitchell left the game with a shoulder injury. In the second half, he helped guide Miami to a 19-14 win that marked Don Shula's 325th career victory.

Pederson attended Northeast Louisiana (now Louisiana Monroe) where he earned four letters and was a three-year starter at quarterback. He finished his college career with 6,445 yards and 33 touchdowns on 571-of-1,032 passing. As a senior, Pederson led the Southland Conference in passing when he completed 205 of 367 passes for 2,282 yards and 10 touchdowns. In 1989, he set a school record with 619 passing yards against Stephen F. Austin. Pederson graduated from Northeast Louisiana with a B.B.A. in business management.

The Bellingham, WA, native (born January 31, 1968) earned three letters each in football, baseball and basketball at Ferndale (WA) H.S., where he was an all-league selection at quarterback, safety and kicker and finished his high school career with 1,880 yards and 19 TDs on 106-of-250 passing.

Pederson and his wife, Jeannie, have three sons: Drew, Josh and Joel. Jeannie played basketball at Louisiana College.

COACHES CAPSULES



FRANK REICH Offensive Coordinator

2nd year in Philadelphia



- In 2016, his first season with the Eagles, coordinated an offense that was directed by rookie signal caller Carson Wentz. Wentz set a team and all-time NFL rookie record with 379 completions and posted franchise rookie records in pass attempts, passing yards, passing touchdowns and completion percentage. Wentz's 3,782 passing yards marked the fourth-highest total in single-season team history and NFL rookie history
- Helped San Diego Chargers QB Philip Rivers achieve one of the finest stretches of his career, guiding the veteran signal caller to three straight 4,000-yard passing seasons and 92 total TDs from 2013-15
- A former third-round draft choice of the Buffalo Bills in the 1985 NFL Draft, enjoyed a 14-year NFL playing career. Was a part of Bills teams that went to four-straight Super Bowls (1990-1993)
- Engineered the greatest comeback in NFL history, bringing the Bills back from a 32 point second-half deficit to defeat the Houston Oilers in a 1992 Wild Card game

JIM SCHWARTZ Defensive Coordinator

2nd year in Philadelphia



- In 2016, his first season with the Eagles, guided the team's transition from a 3-4 to a 4-3 defense and oversaw a unit that featured Pro Bowl DT Fletcher Cox and second-team All-Pro Brandon Graham. In addition to Cox and Graham's accolades, second-year linebacker Jordan Hicks led all NFL linebackers with five INTs. The Eagles defense finished third in the NFL in red zone defense (45.1 pct.)
- In 2014, directed a Bills defense that allowed the second-fewest points in the NFL (16.9 ppg), notched a league-high 54 sacks, held opponents to a league-best 33.2 percent third-down conversion rate and allowed the second-lowest cumulative quarterback rating (74.5)
- Served as head coach of the Detroit Lions from 2009-2013. Guided the team to its first playoff berth since 1999 when he coached Detroit to a 10-6 record in 2011
- Spent 10 years with the Tennessee Titans, serving as defensive coordinator from 2001-08. Helped the Titans reach Super Bowl XXXIV and win three division titles
- Attended Georgetown, where he was a four-year letterwinner at linebacker

DAVE FIPP Special Teams Coordinator

5th year in Philadelphia



- In 2016, the Eagles ranked second in the NFL with a franchise record 27.314 kickoff return average, led the league with five kickoff returns of 50-plus yards, and were the only team to record multiple kickoff returns for TDs (two)
- Under his direction in 2015, the Eagles ranked second in the NFL in punt return average (11.4)
- In 2014, the Eagles ranked first in the annual *Dallas Morning News* special teams rankings compiled by Rick Gosselin. That year, special teams accounted for a franchise-best and NFL-high seven TDs
- Served as assistant special teams coach with the Miami Dolphins (2011-12) and the San Francisco 49ers (2008-10)
- Coached in college for 10 years at San Jose St., Nevada, Cal Poly, Holy Cross and his alma mater, Arizona
- Walked on at Arizona and played from 1994-97 as a safety and special teamer

EUGENE CHUNG Assistant Offensive Line/ Tight Ends/Run Game

5th year in Philadelphia



- Rejoined Eagles staff in 2016, having previously served as the team's offensive line assistant from 2010-12. Has previously coached with Eagles Head Coach Doug Pederson in both Philly and Kansas City
- In 2016, helped offensive line coach Jeff Stoutland field seven different starting offensive line combinations
- Was the assistant offensive line coach for the Chiefs from 2013-15. In those three seasons, the Chiefs ranked first in the NFL with 54 rushing TDs
- Originally a first-round pick of the New England Patriots in 1992 (13th overall), enjoyed a six-year playing career

PHILLIP DANIELS Defensive Quality Control/ Assistant Defensive Line

2nd year in Philadelphia



- Joined the Eagles in 2016 and assisted Chris Wilson with a defensive line that featured Pro Bowl DT Fletcher Cox and second-team All-Pro DE Brandon Graham
- Originally a fourth-round pick of the Seahawks in 1996, he played for Seattle (1996-99), Chicago (2000-03) and Washington (2004-10). Totaled 512 tackles, 62 sacks, 51 PDs, 15 forced fumbles and 12 fumble recoveries in his career

JOHN DeFILIPPO Quarterbacks

2nd year in Philadelphia



- Hired by the Eagles in the 2016 offseason and tutored rookie quarterback Carson Wentz, who set a team and all-time NFL rookie record with 379 completions. Under his direction, Wentz posted franchise rookie records in pass attempts, passing yards, passing TDs and completion percentage. Wentz's 3,782 passing yards marked the 4th-highest total in single-season team history and NFL rookie history
- Served as Cleveland Browns offensive coordinator in 2015 and was the quarterbacks coach of the Oakland Raiders from 2012-14. Helped develop Raiders rookie QB Derek Carr in 2014, as he led all rookies in completions (348), passing yards (3,270) and passing touchdowns (21)
- A former quarterback, he played at Radnor (PA) High School and James Madison

KEN FLAJOLE Linebackers

2nd year in Philadelphia



- In 2016, coached LB Jordan Hicks and helped the second-year player lead all NFL LBs with five INTs
- Has coached every defensive position in his 38-year coaching career
- Served as the St. Louis Rams' defensive coordinator from 2009-2011 and coached the Carolina Panthers LBs from 2003-08
- Spent 21 years coaching in the college ranks prior to entering the NFL in 1998
- Played collegiately at Pacific Lutheran and Wenatchee Valley CC

MIKE GROH Wide Receivers

1st year in Philadelphia



- Joined the Eagles in 2017 after serving as the passing game coordinator/wide receivers coach for the L.A. Rams in 2016
- Coached receivers for the Chicago Bears from 2013-15 and oversaw a position group that featured Pro Bowlers Alshon Jeffery and Brandon Marshall. Helped Jeffery hit the 1,000-yard plateau in both 2013 (1,421) and 2014 (1,133)
- Won national championships in 2011-12 as wide receivers coach and recruiting coordinator for the University of Alabama
- Coached at UVA from 2001-08 and served as the OC in his final 3 seasons. Also played QB for the Cavaliers and led the team to bowl victories in 1994 and 1995
- The son of longtime NFL coach Al Groh

COACHES CAPSULES



MATTHEW HARPER Assistant Special Teams

5th year in Philadelphia



- Enters his fifth year in Philadelphia and his fourth as the team's assistant special teams coach. Worked as assistant defensive backs coach in 2015
- In 2014, the Eagles ranked first in Rick Gosselin's annual *Dallas Morning News* special teams ranking
- Was as a coaching intern and G.A. at Oregon from 2009-12. Played two seasons as a safety at Oregon (2006-07) after transferring from City College of San Francisco
- Son of two-time Nebraska All-America DE and 11-year NFL vet Willie Harper

TIM HAUCK Safeties

2nd year in Philadelphia



- Under his direction in 2016, Malcolm Jenkins returned 2 INTs for TDs and Rodney McLeod set career highs in tackles (117), INTs (3) and PDs (10)
- Served as the defensive coordinator and CBs coach for UNLV from 2013-14
- Enjoyed a 13-year NFL playing career and appeared in 183 regular-season games. Totaled 357 tackles, 16 PDs, six FFs, four FRs and 162 special teams tackles
- Played in 51 games for the Eagles (1999-2002) and logged 158 tackles on defense and 47 tackles on special teams. Started alongside Brian Dawkins in 1999 and finished second on the team with 122 tackles
- Was a two-time first-team All-American safety at Montana

JUSTIN PELLE Tight Ends

5th year in Philadelphia



- Under Peelle's direction in 2016, Zach Ertz logged a career-high 78 catches, marking the second-most by an Eagles TE in franchise history
- In his first season as tight ends coach (2015), Ertz notched a career-high 853 receiving yards
- Played TE for 10 seasons in NFL with San Diego, Miami, Atlanta and San Francisco. Caught 123 passes and 12 TDs
- Drafted in 4th round in 2002 by Chargers from Oregon, where he finished with 70 career catches and 14 scores

DUCE STALEY Running Backs

7th year in Philadelphia



- Originally a third-round pick of Eagles in 1997, enters his seventh season on the Eagles coaching staff and his fifth as running backs coach
- In 2013, helped All-Pro RB LeSean McCoy become the first Eagle to lead the NFL in rushing and scrimmage yards since 1947
- Worked first two seasons in Philadelphia as an assistant special teams coach, while helping with the running backs
- Gained 5,785 yards during his 10-year NFL career with Philadelphia (1997-2003) and Pittsburgh (2004-06)
- Ranks 5th on team's all-time rushing list. Is one of three Eagles to top 200 yards rushing in a game (Steve Van Buren and McCoy)
- Won a Super Bowl with Pittsburgh in 2005
- His Eagle teammates voted him offensive MVP three times (1998, 1999, and 2002)

JEFF STOUTLAND Offensive Line

5th year in Philadelphia



- In 2016, Stoutland helped the Eagles battle injuries by fielding seven different starting offensive line combinations. His only two linemen to start all 16 games (Jason Peters and Jason Kelce) both made the Pro Bowl
- Coached one of the best offensive lines in the nation at Alabama from 2011-12 and helped Crimson Tide to a National Championship in 2012
- Also coached successful offensive lines at Miami, FL (2007-10), Michigan St. (2000-06), Syracuse (1999) and Cornell (1993-96)

PRESS TAYLOR Offensive Quality Control/ Assistant Quarterbacks

5th year in Philadelphia



- In 2016, his first season with the added responsibilities of assistant QBs coach, worked with rookie QB Carson Wentz and helped him set a team and all-time NFL rookie record with 379 completions
- Brother, Zac, is the assistant WRs coach for the L.A. Rams
- Lettered two years as a QB at Marshall after transferring from Butler Community College, where he led the school to two JUCO championships (2007-08)

CORY UNDLIN Defensive Backs


3rd year in Philadelphia



- Coached safety tandem Malcolm Jenkins and Rodney McLeod in 2016 and helped McLeod set career highs in tackles (117), INTs (3) and PDs (10). In his first year coaching Eagles DBs (2015), Jenkins earned his first career trip to the Pro Bowl
- Spent three years with the Denver Broncos prior to arriving in Philadelphia and worked with three Pro Bowl DBs in 2014 - Aqib Talib, Chris Harris Jr., and T.J. Ward
- Also held NFL coaching positions in Jacksonville, Cleveland and New England

DINO VASSO Defensive Quality Control/ Assistant Secondary

2nd year in Philadelphia



- Enters second season with Philadelphia after serving as a coaching assistant with the Kansas City Chiefs (2013-15). Worked primarily with the secondary in K.C.
- Was a four-year DB at the University of New Hampshire
- A native of Crum Lynne, PA, lettered in football at Ridley H.S. in Folsom, PA

CHRIS WILSON Defensive Line

2nd year in Philadelphia

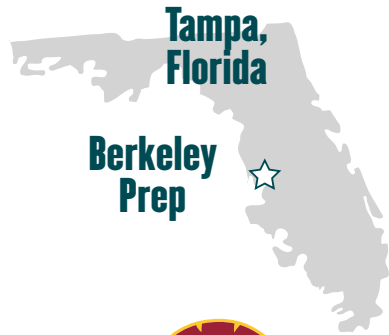


- In his first season with the Eagles, oversaw the d-line's transition to a 4-3. Brandon Graham was named second-team AP All-Pro in his first season back at DE and Fletcher Cox was named to the Pro Bowl
- Coached 23 years in the college ranks including positions at Missouri, USC, Georgia, Mississippi State and Oklahoma
- Coached Jets DE Leonard Williams at USC and worked closely with Cox at Mississippi State
- Played collegiately at Oklahoma where he recorded 303 tackles. Was a 12th-round draft pick of the Chicago Bears in 1992

WR NELSON AGHOLOR 13



6-0 | 198 **3rd Year**
BORN: May 24, 1993 (Age 24)



Tampa, Florida

Berkeley Prep



USC

D1-15 (20th overall)
by Philadelphia



Nelson Agholor was originally selected by the Eagles in the 1st round (20th overall) of the 2015 NFL Draft. Agholor finished his collegiate career at USC with 179 receptions for 2,571 yards and 20 TDs in 40 games (30 starts), while setting a school record with 4 punt return TDs.

MOST RECEIVING TDS

NFL PLAYERS IN 2017

Will Fuller (Hou.)	7
DeAndre Hopkins (Hou.)	7
Michael Crabtree (Oak.)	6
Zach Ertz (Phi.)	6
Jordy Nelson (GB)	6
Nelson Agholor (Phi.)	5
Several players tied	5

THREE STEP DROP

If he could be a superhero, he would be: **The Flash**

First job: **Cashier at PDQ**

Pregame ritual: **Calls his mother on the phone to pray with her**

If he could play another sport, what position/team: **PG, New York Knicks**

Hobbies: **Cooking. "My best meal is yellow rice, pork chops and plantains."**

Best player he has faced: **"Patrick Peterson is a great competitor."**

Favorite books: **Things Fall Apart by Chinua Achebe & Oh, the Places You'll Go by Dr. Seuss**

Three favorite throwback jerseys: **Michael Jordan, Emsley A. Laney High School; Reggie Bush, USC; Charlie Ward, Florida State**

THIRD-DOWN YARDS PER RECEPTION

NFL PLAYERS IN 2017 (MIN. 10 RECEPTIONS)

Nelson Agholor (Phi.)	22.5
J. Smith-Schuster (Pit.)	20.3
T.Y. Hilton (Ind.)	17.8

5+ RECEIVING TDS THROUGH 8 GAMES

EAGLES AGE 24-OR-YOUNGER (SINCE 1970)



NELSON AGHOLOR
2017
 (24 YEARS, 5 TDS)



JEREMY MACLIN
2010
 (22 YEARS, 6 TDS)



CRIS CARTER
1989
 (23 YEARS, 5 TDS)



MIKE QUICK
1983
 (24 YEARS, 6 TDS)



HAROLD CARMICHAEL
1973
 (23 YEARS, 6 TDS)

WR NELSON AGHOLOR 13



AGHOLOR'S CAREER STATISTICS

Year	Team	GP/S	RECEIVING					OFF SNAPS	
			No	Yards	Avg	Lg	TD	No	Pct
2015	Philadelphia	13/12	23	283	12.3	53t	1	671	58%
2016	Philadelphia	15/14	36	365	10.1	40t	2	883	78%
2017	Philadelphia	8/5	27	392	14.5	72t	5	381	68%
Totals		36/31	86	1040	12.1	72t	8	---	---

ADDITIONAL CAREER STATISTICS

Fumbles/Lost: 2/1 - 2016 (1/0); 2015 (1/1)

Kickoff Returns: 5 for 92 yards (18.4 avg.) in 2016

CAREER HIGHS

Receptions	6	9/10/17 at Was.
Receiving Yards	93	10/8/17 vs. Ari.
Receiving Long	72t	10/8/17 vs. Ari.
Receiving TDs	1	8x, last: 10/23/17 vs. Was.



2017 GAME-BY-GAME STATISTICS

Date	Opp	GP/S	Rec	Yds	Avg	Lg	TD	Snaps	Pct
Sep 10	at Was	W 1/0	6	86	14.3	58t	1	42	62%
Sep 17	at KC	L 1/0	1	9	9.0	9	1	55	76%
Sep 24	NYG	W 1/0	2	20	10.0	11	0	45	59%
Oct 1	at LAC	W 1/1	3	58	19.3	36	0	61	77%
Oct 8	Ari	W 1/1	4	93	23.3	72t	1	47	70%
Oct 12	at Car	W 1/1	4	55	13.8	24t	1	48	77%
Oct 23	Was	W 1/1	4	45	11.3	14	1	47	72%
Oct 29	SF	W 1/1	3	26	8.7	17	0	36	51%
Nov 5	Den								
Nov 19	at Dal								
Nov 26	Chi								
Dec 3	at Sea								
Dec 10	at LAR								
Dec 17	at NYG								
Dec 25	Oak								
Dec 31	Dal								
Totals		8/5	27	392	14.5	72t	5	381	68%

CAREER HIGHLIGHTS

2017 - PHILADELPHIA EAGLES (8/5)

- Is tied for 6th in the NFL with a career-high 5 receiving TDs, trailing only **Will Fuller** (7), **DeAndre Hopkins** (7), **Michael Crabtree** (6), **Zach Ertz** (6) and **Jordy Nelson** (6)
- Agholor (5) and **Zach Ertz** (6) are just the fourth pair of Eagles since 1950 to each record 5+ receiving TDs in the first 8 games of the same season, joining **Tommy McDonald** (6) and **Pete Retzlaff** (5) in 1961, **Pete Pihos** (5) and **Bill Stribling** (5) in 1955 and Pihos (7) and **Bobby Walston** (9) in 1954
- Since 1970, only five Eagles age 24-or-younger have posted 5+ receiving TDs through 8 games: Agholor in 2017 (24 years, 5 TDs), **Jeremy Maclin** in 2010 (22 years, 6 TDs), **Cris Carter** in 1989 (23 years, 5 TDs), **Mike Quick** in 1983 (24 years, 6 TDs) and **Harold Carmichael** in 1973 (23 years, 6 TDs)
- Agholor (72t, 58t) and **Tyreek Hill** (75t, 64t) are the only NFL players with multiple 50+ yard receiving TDs this season
- Leads the NFL in third-down receiving average (22.5 - 11 receptions, 247 yards, 2 TDs) (min. 10 attempts). Also ranks 3rd in the NFL in third-down receiving yards per game (30.9), behind **Keenan Allen** (39.5) and **Rob Gronkowski** (31.1)

HIGH SCHOOL STANDOUT

Agholor attended Berkeley Prep High School in Tampa, FL, earning All-America honors as a senior running back, wide receiver, cornerback and safety. In his career, Agholor notched 4,732 rushing yards, 921 receiving yards, 12 INTs and 8 kickoff return TDs.

As a senior, Agholor accumulated 212 carries for 1,983 yards and 28 TDs and 10 receptions for 117 yards and 2 TDs. He also racked up 35 tackles and 3 INTs on defense while returning 8 punts for a 32.0-yard average. As a junior, Agholor had 1,440 yards on offense, 3 INTs on defense and 323 return yards.

As a sophomore, Agholor made All-State as he ran for 970 yards with 15 TDs and had 14 receptions for 239 yards with 3 TDs on offense, while totaling 31 tackles and 4 INTs on defense.

Agholor also played basketball at Berkeley, where he averaged 12.8 points, 4.8 rebounds, 4.3 assists and 2.3 steals as a senior.

BIRDSEED @nelsonagholor

Agholor, who was a communication major at USC, was originally born in Nigeria and moved to the United States when he was 5 years old. Agholor is the son of Felix and Caroline and is the fourth of five children. His father played high-level soccer in Nigeria.



2016 GAME-BY-GAME STATISTICS

Date	Opp	GP/S	Rec	Yds	Avg	Lg	TD	Snaps	Pct		
Sep 11	Cle	W 1/1	4	57	14.3	35t	1	67	87%		
Sep 19	at Chi	W 1/1	4	42	10.5	18	0	56	78%		
Sep 25	Pit	W 1/1	3	21	7.0	11	0	52	82%		
Oct 9	at Det	L 1/1	2	27	13.5	18	0	48	79%		
Oct 16	at Was	L 1/0	3	34	11.3	18	0	42	81%		
Oct 23	Min	W 1/1	2	10	5.0	6	0	43	74%		
Oct 30	at Dal	L 1/1	3	25	8.3	11	0	71	91%		
Nov 6	at NYG	L 1/1	4	41	10.3	23	0	69	92%		
Nov 13	Atl	W 1/1	2	7	3.5	4	0	72	91%		
Nov 20	at Sea	L 1/1	0	0	--	--	0	70	88%		
Nov 28	GB	L 0/0	INACTIVE								
Dec 4	at Cin	L 1/1	4	23	5.8	8	0	80	100%		
Dec 11	Was	L 1/1	2	22	11.0	13	0	68	87%		
Dec 18	at Bal	L 1/1	1	9	9.0	9	0	85	98%		
Dec 22	NYG	W 1/1	2	47	23.5	40t	1	54	96%		
Jan 1	Dal	W 1/1	0	0	--	--	0	6	8%		
Totals		15/14	36	365	10.1	40t	2	883	78%		

- Posted 4 receptions for 45 yards and 1 TD in the 34-24 *Monday Night Football* victory vs. Was. (10/23/17). Marked his 3rd consecutive game with a receiving TD, which was the longest streak of his career
- Caught a 24-yard TD in the fourth quarter and finished with 55 yards on 4 receptions in the 28-23 win at Car. (10/12/17)
- Registered career highs in receiving yards (93) and receiving average (23.3) while posting a career-long 72-yard TD in the 34-7 win vs. Ari. (10/8/17)
- Produced a 9-yard TD at KC (9/17/17)
- Recorded a career-high 6 receptions for 86 yards at Was. (9/10/17). Caught a 58-yard TD on the opening drive, marking the longest reception of his career

2016 - PHILADELPHIA EAGLES (15/14)

- Registered a season-long 40-yard TD in the second quarter vs. NYG (12/22/16), giving the Eagles their largest lead (21-6) of the game
- Caught a 35-yard TD in the third quarter of the Eagles' 29-10 opening day victory vs. Cle. (9/11/16)

2015 - PHILADELPHIA EAGLES (13/12)

- Recorded the first TD of his NFL career on a career-long 53-yard reception to give the Eagles a 14-7, second-quarter advantage in the 23-20 win vs. Buf. (12/13/15)
- His 53-yard TD against the Bills was the longest TD reception by an Eagles rookie since **Hank Baskett** corralled TDs of 89 and 87 yards during the 2006 campaign

COLLEGE HIGHLIGHTS

- Compiled 3,572 all-purpose yards and 24 career TDs and became just the 12th Trojan to notch 2,000 receiving yards
- Totaled 540 yards on 37 punt returns (14.6 avg.) and set a school record with 4 punt return TDs

2015 GAME-BY-GAME STATISTICS

Date	Opp	GP/S	Rec	Yds	Avg	Lg	TD	Snaps	Pct		
Sep 14	at Atl	L 1/1	1	5	5.0	5	0	59	80%		
Sep 20	Dal	L 1/1	3	31	10.3	12	0	47	76%		
Sep 27	at NYJ	W 1/1	0	0	---	--	0	68	93%		
Oct 4	at Was	L 1/1	3	64	21.3	45	0	54	96%		
Oct 11	NO	W 1/1	1	5	5.0	5	0	34	40%		
Oct 19	NYG	W 0/0	INACTIVE (ANKLE)								
Oct 25	at Car	L 0/0	INACTIVE (ANKLE)								
Nov 8	at Dal	W 0/0	INACTIVE (ANKLE)								
Nov 15	Mia	L 1/0	3	32	10.7	21	0	53	55%		
Nov 22	TB	L 1/1	3	11	3.7	7	0	54	76%		
Nov 26	at Det	L 1/1	2	15	7.5	12	0	39	66%		
Dec 6	at NE	W 1/1	0	0	---	--	0	33	54%		
Dec 13	Buf	W 1/1	3	62	20.7	53t	1	59	77%		
Dec 20	Ari	L 1/1	0	0	---	--	0	57	89%		
Dec 26	Was	L 1/1	2	35	17.5	18	0	68	84%		
Jan 3	at NYG	W 1/1	2	23	11.5	16	0	46	70%		
Totals		13/12	23	283	12.3	53t	1	671	58%		

- Finished 8th on the USC career receptions list (179) and 7th on the career punt return yardage list (540), becoming the only Trojan to rank among the school's career Top-8 receivers and Top-7 punt returners
- Accumulated eight 100-yard receiving games in his career, including two 200-yard performances, which is tied for the most ever by a Trojan receiver
- Earned *Associated Press* third-team All-America and fiStarted all 13 games as a junior in 2014 and led the team with 104 receptions, 1,313 yards and 12 TDs, which were all career highs
- Earned *Associated Press* third-team All-America and first-team All-Pac-12 honors while finishing as one of 10 semifinalists for the Biletnikoff Award (the nation's top wide receiver). Also won USC's Offensive Perimeter Player of the Year Award
- His 104 receptions in 2014 rank 3rd on USC's all-time single-season list and 6th in Pac-12 Conference history
- As a sophomore in 2013, was named to the All-Pac-12 second team as a return specialist and was an honorable-mention selection as a WR. Started all 14 games and racked up 56 receptions for 918 yards and 6 TDs
- His 19.1 punt return average in 2014 was a USC single-season record and ranked 2nd nationally
- Made the 2012 *Scout.com* Freshman All-America second team after playing in all 13 games and tallying 19 catches for 340 yards and 2 TDs while returning 5 kickoffs for 121 yards

TRANSACTIONS

- 2015 Drafted by PHI in 1st round (20th overall)
Signed 4-year contract

DT BEAU ALLEN 94



6-3 | 327  **4th Year**
BORN: Nov. 14, 1991 (Age 25)

**Minnetonka,
Minnesota**



**Minnetonka
High School**



Wisconsin

**D7-14 (224th overall)
by Philadelphia**

THREE STEP DROP

If he could play another sport: **Would be a member of the PGA Tour**

Surprisingly good at: **"I'm shockingly good at yard games. I take a lot of pride in that."**

Favorite meal: **Mom's Porcupine Meatballs (meatballs with rice inside)**

Biggest Pet Peeve: **When you hold the door open for someone and they don't say "thank you"**

Favorite TV shows: ***Band of Brothers, Curb Your Enthusiasm, Game of Thrones, It's Always Sunny in Philadelphia, The Office, Seinfeld, The Sopranos, True Detective, The Wire***

Favorite throwback jerseys: **Reggie White, Eagles; Reggie White, Packers; one of the Hanson Brothers, Kirby Puckett, Minnesota Twins**



A seventh-round pick of the Eagles from Wisconsin in 2014, **Beau Allen** contributed as a member of the defensive line rotation in all 48 games of his first three NFL seasons. Allen, who also never missed a game in college, finished his Badger career with 94 tackles and eight sacks en route to becoming a two-time All-Big Ten honorable mention selection (2012-13).

In 2016, Allen became the **first Eagle since Dan Klecko in 2008 to play on both sides of the football in the same game**. Allen played 17 snaps as a defensive tackle and four as a fullback vs. Cleveland on opening day (9/11/16).

CAREER HIGHLIGHTS

2017 - PHILADELPHIA EAGLES (8/2)

- Recorded a season-high 4 tackles (3 solo), including 1 TFL, at Car. (10/12/17)
- Made his first start of the season at LAC (10/1/17) in place of an injured **Fletcher Cox**. Notched the first full-sack of his career when he took down Chargers QB **Philip Rivers** in the 2nd quarter

2016 - PHILADELPHIA EAGLES (16/3)

- Registered career highs in games started (three), tackles (32), tackles for loss (four) and defensive snaps played (412, 40%). Also added a half-sack and his first-career fumble recovery
- Posted a half-sack of **Joe Flacco** at Bal. (12/18/16)
- Started in place of **Bennie Logan** vs. Min. (10/23/16) and recorded three tackles, two QB pressures, and his first career fumble recovery
- Played 17 snaps as a DT and four as a FB vs. Cle. (9/11/16) and served as a lead blocker on a 1-yd. TD run by **Ryan Mathews**. Became the first Eagle since **Dan Klecko** in 2008 to play on both sides of the football in the same game



ALLEN'S CAREER STATISTICS

Year	Team	GP/S	TACKLES					PASS DEFENSE					FUMBLES			DEF SNAPS		
			Total	Solo	Asst	TFL	Sacks	Int	Yds	Lg	TD	PD	Hur	FF	FR	Yds	No	Pct
2014	Philadelphia	16/0	15	8	7	0.0	0.5	0	0	--	0	0	1	0	0	0	195	17%
2015	Philadelphia	16/2	31	19	12	1.0	0.0	0	0	--	0	1	2	0	0	0	343	28%
2016	Philadelphia	16/3	32	19	13	4.0	0.5	0	0	--	0	0	7	0	1	0	412	40%
2017	Philadelphia	8/2	12	8	4	4.0	1.0	0	0	--	0	0	5	0	0	0	245	48%
Totals		56/7	90	54	36	9.0	2.0	0	0	--	0	1	15	0	1	0	---	---

CAREER HIGHS

Total Tackles	6	2x, last: 1/3/16 at NYG
Solo Tackles	4	1/3/16 at NYG
Sacks	1.0	10/1/17 at LAC
Hurries	3	10/23/16 vs. Min.
PDs	1	10/4/15 at Was.
FFs	--	---
FRs	1	10/23/16 vs. Min.



“THE ALLEN” RECLINER

In the 2016 offseason, Allen starred in a commercial for Bob's Discount Furniture along with the company's co-founder Bob Kaufman. The store now offers a recliner named after the defensive tackle called “The Allen.”

BIRDSEED

Allen is the son of Susie and Matt Allen. Matt is a senior vice president of sales for Elizabeth Arden and Susie is a registered nurse. Matt also was the varsity spirit squad captain at Wisconsin.

Allen's brother, Jack, works in finance in New York City, and his sister, Grace, now attends the University of Wisconsin after helping her team win the state basketball championship as a senior at Minnetonka High School.

Allen's grandfather, Fred T. Westphal, was an All-American swimmer at Wisconsin (1956-59). His uncle, John Westphal, played football for the Badgers (1980-81).

Allen has a Vizsla dog named Penny (short for Penelope Anne Lumpkins, Jr. Allen III).

Allen was nicknamed “The Polar Bear” at Wisconsin due to his size and northern heritage.

THE UNZIPPED

Allen played bass guitar from 7th through 9th grade for a band called THE UNZIPPED. Recalled Allen, “We were the undisputed winners of our 8th grade talent show at Minnetonka Middle School. We played classic rock like Led Zeppelin and Van Halen.”



BIGGEST FOOTBALL INFLUENCE

Allen claims his football career was most influenced by his position coach at Wisconsin, Charlie Partridge, now the DL coach at the University of Pittsburgh. “I thought he was a great coach and I had a lot of respect for him and the way he went about his business. I think he

HIGH SCHOOL STANDOUT

Allen was an all-state selection by the *Associated Press* as a senior at Minnetonka HS. Allen also played hockey, lacrosse and participated in track and field in high school. He was a member of the 2009 Minnesota state champion lacrosse team.



TRADITION ... ALL SEVEN LAYERS OF IT

Allen is really proud of his family tradition of having a seven-layer jello at every holiday meal. “I can't even describe how big a deal this is in our family. My mother makes it and we don't even wait for dessert to eat it. It's an appetizer.”



2017 GAME-BY-GAME STATISTICS

Date	Opp	GP/S	Tot	Solo	Sk	Hur	PD	FF	FR	Snaps	Pct
Sep 10	at Was	W	1/0	1	0	0.0	0	0	0	25	40%
Sep 17	at KC	L	1/0	2	1	0.0	1	0	0	15	28%
Sep 24	NYG	W	1/0	0	0	0.0	1	0	0	50	72%
Oct 1	at LAC	W	1/1	2	2	1.0	2	0	0	38	67%
Oct 8	Ari	W	1/1	0	0	0.0	1	0	0	26	43%
Oct 12	at Car	W	1/0	4	3	0.0	0	0	0	41	50%
Oct 23	Was	W	1/0	3	2	0.0	0	0	0	21	33%
Oct 29	SF	W	1/0	0	0	0.0	0	0	0	29	44%
Nov 5	Den										
Nov 19	at Dal										
Nov 26	Chi										
Dec 3	at Sea										
Dec 10	at LAR										
Dec 17	at NYG										
Dec 25	Oak										
Dec 31	Dal										
Totals			8/2	12	8	1.0	5	0	0	245	48%

2016 GAME-BY-GAME STATISTICS

Date	Opp	GP/S	Tot	Solo	Sk	Hur	PD	FF	FR	Snaps	Pct
Sep 11	Cle	W	1/0	1	0	0.0	0	0	0	17	33%
Sep 19	at Chi	W	1/0	2	2	0.0	0	0	0	11	21%
Sep 25	Pit	W	1/0	0	0	0.0	0	0	0	17	28%
Oct 9	at Det	L	1/0	1	0	0.0	0	0	0	8	13%
Oct 16	at Was	L	1/0	3	2	0.0	0	0	0	43	58%
Oct 23	Min	W	1/1	3	2	0.0	3	0	0	51	67%
Oct 30	at Dal	L	1/1	1	1	0.0	0	0	0	54	69%
Nov 6	at NYG	L	1/1	5	3	0.0	0	0	0	49	77%
Nov 13	Atl	W	1/0	0	0	0.0	0	0	0	9	18%
Nov 20	at Sea	L	1/0	1	0	0.0	1	0	0	24	36%
Nov 28	GB	L	1/0	2	1	0.0	0	0	0	25	35%
Dec 4	at Cin	L	1/0	2	0	0.0	0	0	0	22	34%
Dec 11	Was	L	1/0	2	1	0.0	0	0	0	15	31%
Dec 18	at Bal	L	1/0	4	3	0.5	1	0	0	22	38%
Dec 22	NYG	W	1/0	3	2	0.0	2	0	0	29	33%
Jan 1	Dal	W	1/0	2	2	0.0	0	0	0	16	29%
Totals			16/3	32	19	0.5	7	0	0	412	40%

CAREER HIGHLIGHTS (Continued)

2015 - PHILADELPHIA EAGLES (16/2)

- Registered a career-high 6 tackles at Was. (10/4/15) and at NYG (1/3/16)

2014 - PHILADELPHIA EAGLES (16/0)

- Notched the first sack of his career, helping bring down **Ryan Fitzpatrick** in a win at Hou. (11/2/14)

COLLEGE HIGHLIGHTS

- Set a school record with 54 games played, having never missed a contest in his college career. A three-time Academic All-Big Ten selection (2011-13) and consensus All-Big Ten honorable mention choice (2012-13)
- A four-year letterwinner, rounded out his Wisconsin career with 94 tackles (15 TFLs), eight sacks, two blocked kicks and a fumble recovery for a TD after a blocked punt during his senior campaign
- Started all 13 games as a senior in 2013, registering 20 tackles (two TFLs), 1.5 sacks and a fumble recovery
- As a junior in 2012, ranked second on the team with 7.5 TFLs, while also tallying 37 tackles, 2.5 sacks and a forced fumble in all 14 starts
- Finished second on the team with four sacks as a sophomore in 2011, in addition to 22 tackles (5.5 TFLs) in 14 games

2015 GAME-BY-GAME STATISTICS

Date	Opp	GP/S	Tot	Solo	Sk	Hur	PD	FF	FR	Snaps	Pct
Sep 14	at Atl	L	1/0	2	2	0.0	0	0	0	12	16%
Sep 20	Dal	L	1/0	2	0	0.0	0	0	0	19	22%
Sep 27	at NYJ	W	1/0	1	0	0.0	0	0	0	28	35%
Oct 4	at Was	L	1/0	6	3	0.0	0	1	0	54	64%
Oct 11	NO	W	1/0	1	1	0.0	0	0	0	21	30%
Oct 19	NYG	W	1/0	1	1	0.0	0	0	0	11	16%
Oct 25	at Car	L	1/0	0	0	0.0	0	0	0	15	25%
Nov 8	at Dal	W	1/0	2	1	0.0	0	0	0	9	12%
Nov 15	Mia	L	1/0	0	0	0.0	0	0	0	8	12%
Nov 22	TB	L	1/0	0	0	0.0	0	0	0	16	21%
Nov 26	at Det	L	1/0	2	1	0.0	0	0	0	21	29%
Dec 6	at NE	W	1/0	1	1	0.0	2	0	0	15	17%
Dec 13	Buf	W	1/0	1	1	0.0	0	0	0	18	24%
Dec 20	Ari	L	1/0	2	1	0.0	0	0	0	19	25%
Dec 26	Was	L	1/1	4	3	0.0	0	0	0	38	51%
Jan 3	at NYG	W	1/1	6	4	0.0	0	0	0	39	46%
Totals			16/2	31	19	0.0	2	1	0	343	28%

TRANSACTIONS

- 2014** Drafted by PHI in 7th round (224th overall)
Signed 4-year contract
- 7/24/17** Placed on Active/NFI List
- 8/25/17** Passed physical/removed from NFI List

RB KENJON BARNER 38



5-9 | 195  **4th Year**
BORN: April 28, 1990 (Age 27)

Riverside, California

Notre Dame High School


Oregon
D6-13 (182nd overall)
by Carolina
Acquired: FA 2017



Kenjon Barner (pronounced KEN-yon) rejoined Philadelphia in Week 4 in 2017 after spending training camp and preseason with the Los Angeles Chargers. In 2016, Barner emerged as the Eagles' primary kick returner and led the team with 277 yards and a 30.8 average. The Oregon product was originally selected by the Panthers in the 6th round (182nd overall) of the 2013 NFL Draft.

KICKOFF RETURN AVERAGE

NFL PLAYERS IN 2016 (MIN. 9 RETURNS)

Cordarrelle Patterson (Min.)	31.7
Kenjon Barner (Phi.)	30.8
Kenyan Drake (Mia.)	30.5
Marqise Lee (Jax.)	30.3
Jordan Todman (Ind.)	29.9

ALL-PURPOSE YARDS

UNIVERSITY OF OREGON HISTORY

LaMichael James	5,869
Kenjon Barner	5,848
De'Anthony Thomas	5,345

THREE STEP DROP

Hobbies: Bowling, wakeboarding, water sports, camping and going to the beach

Favorite teams/athletes growing up: Los Angeles Lakers, San Francisco 49ers, Kobe Bryant

If he could play another sport, what position/team: Point guard, Los Angeles Lakers

Favorite movies: Chasing Mavericks, Phantom of the Opera, Something Borrowed

Favorite musicians: Miguel (R&B), Cody Allen & Rascall Flatts (Country), Hoobastank and Nickelback (Alternative)

Favorite meal: Eggs, bacon and syrup

Three favorite throwback jerseys: Allen Iverson, Philadelphia 76ers; Garrison Hearst, San Francisco 49ers; Eric Dickerson, SMU

CAREER HIGHLIGHTS

2017- PHILADELPHIA EAGLES (5/0)

- Named **NFC Special Teams Player of the Week** after totaling career highs in punt returns (3), punt return yards (110) and punt return average (36.7) in the 34-7 win vs. Ari. (10/8/17). His 76 yard punt return in the first quarter was the longest by an Eagle since **Darren Sproles** (83-yard TD) on 12/6/15 at New England

2016 - PHILADELPHIA EAGLES (13/0)

- Set career highs and led the team in kick return yardage (277), return average (30.8) and tied for first in returns (9)
- In his first-career opportunity as the primary kick returner, recorded three returns for 114 yards (38.0 avg.), including a 52-yard return in a win vs. Atl. (11/13/16)
- Scored on a 3-yard TD run in the third quarter at NYG (11/6/16)

RB KENJON BARNER 38



BARNER'S CAREER STATISTICS

Year	Team	GP/S	RUSHING					RECEIVING					OFF SNAPS			PUNT RETURNS					KICK RETURNS					
			Att	Yds	Avg	Lg	TD	No	Yds	Avg	Lg	TD	TYS	No	Pct	No	FC	Yds	Avg	Lg	TD	No	Yds	Avg	Lg	TD
2013	Carolina	8/0	6	7	1.2	2	0	2	7	3.5	5	0	14	24	2%	0	0	0	---	--	0	2	17	8.5	17	0
2015	Philadelphia	10/0	28	124	4.4	19	0	9	22	2.4	12	0	146	79	7%	1	0	-3	-3.0	-3	0	1	10	10.0	10	0
2016	Philadelphia	13/0	27	129	4.8	19	2	5	42	8.4	15	0	171	99	10%	2	0	22	11.0	22	0	9	277	30.8	61	0
2017	Philadelphia	5/0	12	34	2.8	16	0	3	20	6.7	9	0	54	47	8%	11	5	161	14.6	76	0	1	22	22.0	22	0
Totals		36/0	73	294	4.0	19	2	19	91	4.8	15	0	385	---	---	14	5	180	12.9	76	0	13	326	25.1	61	0

PLAYOFFS

2013	Carolina	1/0	0	0	---	--	0	0	0	---	--	0	0	0	0%	0	0	0	---	--	0	1	16	16.0	16	0
Totals		1/0	0	0	---	--	0	0	0	---	--	0	0	0	0%	0	0	0	---	--	0	1	16	16.0	16	0

ADDITIONAL CAREER STATISTICS

Fumbles/Lost: 3/1 - 2017 (1/0), 2015 (1/1), 2013 (1/0)

CAREER HIGHS

Rush Attempts	9	12/6/15 at NE
Rushing Yards	42	2x, last: 9/25/16 vs. Pit.
Rushing Long	19	2x, last: 9/11/16 vs. Cle.
Rushing TDs	1	2x, last: 11/6/16 at NYG
Receptions	5	1/3/16 at NYG
Receiving Yards	25	12/18/16 at Bal.
Receiving Long	15	12/18/16 at Bal.
Receiving TDs	--	---
Kick Returns	3	2x, last: 11/28/16 vs. GB
Kick Return Yards	114	11/13/16 vs. Atl.
Kick Return Long	61	12/4/16 at Cin.
Punt Returns	3	2x, last: 10/8/17 vs. Ari.
Punt Return Yards	110	10/8/17 vs. Ari.
Punt Return Long	76	10/8/17 vs. Ari.

CAREER HIGHLIGHTS (Continued)

- Matched his career high in rushing yards (42) and crossed the goal line for his first-career rushing touchdown in a convincing 34-3 home win vs. Pit. (9/25/16)
- Ran for a career-high 42 yards on four carries (10.5 avg.) in a season-opening win vs. Cle. (9/11/16)

2015 - PHILADELPHIA EAGLES (10/0)

- Hauled in career highs of five catches for 21 yards in a season-finale victory at NYG (1/3/16)
- Carried a career-high nine times for 39 yards and added two receptions for seven yards in a win at NE (12/6/15)

2013 - CAROLINA PANTHERS (8/0, Playoffs: 1/0)

- Appeared in eight games with the Panthers as a rookie, rushing six times for seven yards while adding two receptions for seven yards

COLLEGE HIGHLIGHTS

- Played in 49 games (20 starts) at Oregon and finished his career ranked second in school history with 3,623 rushing yards and tied for second with 41 rushing touchdowns. Also totaled 54 catches for 591 yards and seven touchdowns
- Averaged 22.5 yards on 61 kickoff returns for 1,371 yards and one touchdown and 10.1 yards on 26 punt returns for 263 yards and one touchdown
- Finished second in school history with 5,848 all-purpose yards and third with 300 points scored. Recorded 13 career games with 100+ yards rushing with the Ducks



BIRDSEED

Barner prepped at Notre Dame HS (Riverside, CA), where he led the state in both rushing and scoring as a senior, while finishing second in the country in scoring (22.8 ppg) and fourth in rushing (240.3 ypg) after tallying 3,124 yards on the ground and 46 touchdowns. Barner was one of only three players in school history to ever run for more than 3,000 yards in one season and eclipsed the 300-yard mark on three occasions.

Barner is the son of Gary and Wilhelmenia Barner and has five siblings (four brothers and one sister). He also has a son, Kingston.



@KBDeuce4

RB KENJON BARNER 38



2017 GAME-BY-GAME STATISTICS

Date	Opp	GP/S	RUSHING						RECEIVING					SNAPS			PUNT RETURNS					
			Att	Yds	Avg	Lg	TD	No	Yds	Avg	Lg	TD	TYS	No	Pct	No	FC	Yds	Avg	Lg	TD	
SIGNED BY EAGLES TO 53-MAN ROSTER (9/26/17)																						
Oct 1	at LAC	W	1/0	0	0	---	--	0	0	0	---	--	0	0	0	0%	3	0	15	5.0	13	0
Oct 8	Ari	W	1/0	5	23	4.6	16	0	0	0	---	--	0	23	17	25%	3	1	110	36.7	76	0
Oct 12	at Car	W	1/0	5	7	1.4	6	0	1	9	9.0	9	0	16	22	35%	1	1	0	0.0	0	0
Oct 23	Was	W	1/0	2	4	2.0	2	0	0	0	---	--	0	4	4	6%	2	2	22	11.0	22	0
Oct 29	SF	W	1/0	0	0	---	--	0	2	11	5.5	7	0	11	4	6%	2	1	14	7.0	10	0
Nov 5	Den																					
Nov 19	at Dal																					
Nov 26	Chi																					
Dec 3	at Sea																					
Dec 10	at LAR																					
Dec 17	at NYG																					
Dec 25	Oak																					
Dec 31	Dal																					
Totals			5/0	12	34	2.8	16	0	3	20	6.7	9	0	54	47	8%	11	5	161	14.6	76	0



COLLEGE HIGHLIGHTS (Continued)

- As a senior in 2012, garnered first-team All-America honors and was a first-team All-Pac-12 Conference choice after compiling 1,767 yards (second most in school history) on 278 carries with a school-record-tying 21 rushing touchdowns

TRANSACTIONS

- 2013** Drafted by CAR in 6th round (182nd overall)
Signed 4-year contract
- 8/19/14** Traded by CAR to PHI in exchange for conditional 7th-round pick in 2015
- 8/30/14** Waived/injured by PHI
- 11/4/14** Signed by PHI to practice squad
- 12/30/14** Re-signed by PHI
- 3/21/17** Signed by LAC
- 9/2/17** Released by LAC
- 9/26/17** Signed by PHI

DE DEREK BARNETT 96



6-3 | 259 Rookie

BORN: June 25, 1996 (Age 21)

Brentwood,
Tennessee



Brentwood
Academy



Tennessee

D1-17 (14th overall)
by Philadelphia

MOST SACKS

UNIVERSITY OF TENNESSEE HISTORY



DEREK
BARNETT
(2014-16)
33.0



REGGIE
WHITE
(1980-83)
32.0

TACKLES FOR LOSS

UNIVERSITY OF TENNESSEE HISTORY

53.0 Leonard Little (1995-97)

52.0 Derek Barnett (2014-16)



Derek Barnett was selected by the Eagles with the 14th-overall pick in the 2017 NFL Draft following a highly-decorated, three-year career at the University of Tennessee. In 2016, Barnett was named first-team All-America by the *Associated Press* after registering 13.0 sacks, bringing his career total to 33.0 and surpassing Pro Football Hall of Famer and Eagles legend Reggie White for the school record.

TOTAL PRESSURES

NCAA EDGE DEFENDERS IN 2016
(PRO FOOTBALL FOCUS)

Hunter Dimick (Utah) 83

Derek Barnett (Tenn.) 78

Trey Hendrickson (FAU) 77

CAREER HIGHLIGHTS

2017 - PHILADELPHIA EAGLES (8/0)

- Blocked a **Robbie Gould** FG attempt in the third quarter and recovered and returned the fumble for an 8-yard gain vs. SF (10/30/17)
- Posted a career-high 2.0 sacks in the 34-24 *Monday Night Football* victory vs. Was. (10/24/17). Became the first Eagles rookie to register 2.0+ sacks in a single game since **Trent Cole** (2.0) on 11/20/05 at NYG
- Combined with **Justin Hamilton** to sack **Cam Newton** in the 28-23 win at Car. (10/12/17)
- Recovered his first career fumble after **Chris Long** strip-sacked Chargers QB **Philip Rivers** at LAC (10/1/17)

COLLEGE HIGHLIGHTS

- Played in all 39 games (36 starts) during his three-year career at the University of Tennessee, where he set a new school record with 33.0 career sacks. Surpassed the previous record of 32.0 set by Pro Football Hall of Famer and Eagles legend **Reggie White** (1980-83)



MOTHER'S INSPIRATION

Barnett considers his mother, Christine, his best friend and inspiration. Christine, who works in a UPS warehouse and at times has held three jobs to support her three children, instilled a humble attitude in Barnett at an early age.

"She always told me, 'Stay humble and put your head down and just work.' I think I get that attitude from her. Even though she worked a lot, she was still always there and made sure I had everything I needed."

Barnett noted in his pre-draft *Players' Tribune* article that his mother deserves to be taken care of for all of her hard work, but she admirably prefers to live her life as usual.

"She's already told me that she's going to keep her same job at the UPS warehouse — on her feet, sweating, sorting packages on a tight deadline — even after I make it to the league."



NFL DRAFT COVER LETTER

Prior to the 2017 NFL Draft, Barnett penned a letter in *The Players' Tribune* to the league's general managers.

"I just thought it was a great way to express my feelings, and my mom thought it would be a good idea to get that letter out as well."

Barnett expressed his admiration for Reggie White, whose career sacks record he broke at the University of Tennessee, but assured readers that his work was not done yet.

"Right now, you might know me as the kid who broke Reggie White's sack record at Tennessee, but that's not the only thing I'm going to be remembered for by the time I leave this game. I promise you that."

REGGIE WHITE'S RECORD

As a junior at the University of Tennessee in 2016, Barnett set a new school record with 33.0 career sacks, surpassing the previous record of 32.0 set by Pro Football Hall of Famer and Eagles legend Reggie White (1980-83). After breaking the record, Barnett received a phone call from Sara White.

"She was just congratulating me on everything I've accomplished. Even though I broke the record, I told her Reggie is still Reggie. I don't think I'm better than Reggie. It meant a lot."

Along with watching film of White, Barnett admires the games of several other NFL players, past and present. "I like watching [Seahawks DE] Michael Bennett play. I like his demeanor. He uses his hands very well. When I was younger, [Pro Football Hall of Famer and former Giants DE] Michael Strahan was one of the best to do it. I look up to a lot of those guys."

MAKING AN IMPRESSION

Prior to the 2017 NFL Combine, Barnett caught the flu and his numbers were not as good as he originally anticipated. However, that did not keep him from making an impression on NFL teams, especially the Eagles.

"I caught the flu a few days before we ran, and I knew I probably wasn't going to test my best. But I knew it was an important job interview and I knew I had to go out there and grind it out. I told myself to just go out there and do my best and control what I can control, and I did so."

BIRDSEED

Barnett lettered at Brentwood Academy (Brentwood, TN), where he earned numerous all-state honors as a defensive end. As a senior, Barnett recorded 60 tackles, 18 TFL, 5.5 sacks and 1 FF and helped lead his team to a state semifinal berth.

Barnett began playing football at an early age as both a guard and defensive end. He developed an immediate love for the game.

"The first time I picked it up, I started playing football in fifth grade, and I always used to play backyard football when I was younger. When I picked it up the first day of practice I had a blast, and I knew I was going to go a long way with it."

Barnett majored in communication studies at Tennessee.



BARNETT'S CAREER STATISTICS

Year	Team	GP/S	TACKLES					PASS DEFENSE					FUMBLES			DEF SNAPS		
			Total	Solo	Asst	TFL	Sacks	Int	Yds	Lg	TD	PD	Hur	FF	FR	Yds	No	Pct
2017	Philadelphia	8/0	13	10	3	5.0	2.5	0	0	--	0	0	3	0	1	0	232	45%
Totals		8/0	13	10	3	5.0	2.5	0	0	--	0	0	3	0	1	0	---	---

ADDITIONAL CAREER STATISTICS

Blocked FGs: 10/29/17 vs. SF **Special Teams FR:** 10/29/17 vs. SF

Eagles Executive Vice President of Football Operations Howie Roseman on Derek Barnett

“ He stands for what we want to be, and I think everyone in this city will see what kind of person he is, what kind of player he is. Unbelievably high character, unbelievable worker, and tremendously talented and productive. ”

2017 GAME-BY-GAME STATISTICS

Date	Opp	GP/S	Tot	Solo	Sk	Hur	PD	FF	FR	Snaps	Pct
Sep 10	at Was	W 1/0	2	2	0.0	1	0	0	0	26	41%
Sep 17	at KC	L 1/0	1	1	0.0	1	0	0	0	21	40%
Sep 24	NYG	W 1/0	0	0	0.0	0	0	0	0	26	38%
Oct 1	at LAC	W 1/0	3	2	0.0	0	0	0	1	24	42%
Oct 8	Ari	W 1/0	0	0	0.0	0	0	0	0	26	43%
Oct 12	at Car	W 1/0	2	0	0.5	1	0	0	0	39	48%
Oct 23	Was	W 1/0	3	3	2.0	0	0	0	0	36	56%
Oct 29	SF	W 1/0	2	2	0.0	0	0	0	0	34	52%
Nov 5	Den										
Nov 19	at Dal										
Nov 26	Chi										
Dec 3	at Sea										
Dec 10	at LAR										
Dec 17	at NYG										
Dec 25	Oak										
Dec 31	Dal										
Totals		8/0	13	10	2.5	3	0	0	1	232	45%

COLLEGE HIGHLIGHTS (Continued)

- Compiled 52.0 TFL in his career, finishing 2nd all-time in school history behind **Leonard Little** (53.0 from 1995-97)
- Earned first-team All-America honors from the *Associated Press* as a junior in 2016 after registering a career-high 13.0 sacks with 56 total tackles, 19 TFL, 16 hurries and 2 FFs
- Named second-team All-SEC by the *Associated Press* after starting all 13 games and leading the team with 10.0 sacks as a sophomore in 2015. Also finished 3rd on the Volunteers defense with 69 total tackles
- Named second-team All-SEC by the *Associated Press* as a freshman in 2014. Earned Freshman All-America honors by the *Football Writers Association of America* and was selected to the Freshman All-SEC team. Set true-freshman school records with 10.0 sacks and 20.5 TFL, while notching a career-high 72 total tackles

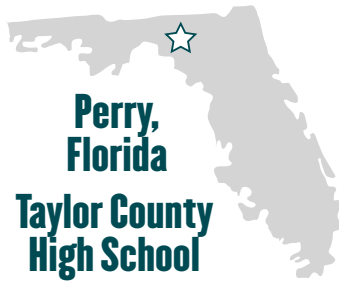
TRANSACTIONS

2017 Drafted by PHI in 1st round (14th overall)
Signed 4-year contract

RB LEGARRETTE BLOUNT 29



6-0 | 250  **8th Year**
BORN: Dec. 5, 1986 (Age 30)



**Perry,
Florida**

**Taylor County
High School**



Oregon

UDFA-10 by Tennessee
Acquired: FA (NE) 2017

18 RUSHING TDs IN A SINGLE SEASON

NFL PLAYERS SINCE 2007



**LEGARRETTE
BLOUNT**
2016



**ADRIAN
PETERSON**
2009



**DEANGELO
WILLIAMS**
2008



LeGarrette Blount signed a one-year contract with the Eagles on May 18, 2017, after leading the NFL with a career-high 18 rushing TDs with the Patriots in 2016. Originally signed by the Titans as an undrafted free agent in 2010, Blount has rushed 1,268 times for 5,589 yards (4.4 avg.) and 51 TDs in 108 career regular-season games (48 starts), while winning Super Bowls XLIX and LI with New England.

RUSHING TOUCHDOWNS

RUNNING BACKS SINCE 2010

Marshawn Lynch	59
LeSean McCoy	59
Adrian Peterson	59
LeGarrette Blount	51
Arian Foster	51

YARDS-PER-CARRY

NFL PLAYERS IN 2017 (MIN. 100 ATTEMPTS)

Kareem Hunt (KC)	5.78
LeGarrette Blount (Phi)	4.67
Leonard Fournette (Atl)	4.58

CAREER HIGHLIGHTS

- Is tied for 4th among NFL RBs with 51 rushing TDs since 2010, trailing only **Marshawn Lynch** (59), **LeSean McCoy** (59) and **Adrian Peterson** (59)
- Has registered 8 career rushing TDs in the postseason, trailing only **Marshawn Lynch** (9) among active NFL players

2017 - PHILADELPHIA EAGLES (8/5)

- Provided the Eagles final points of a 33-10 win vs. SF (10/29/17) when he scored his second rushing TD of the season on a 12-yard carry in the fourth quarter
- Converted the first 2-point conversion of his career at Car. (10/12/17)

RB LEGARRETTE BLOUNT 29



BLOUNT'S CAREER STATISTICS

Year	Team	GP/S	RUSHING					RECEIVING					OFF SNAPS		
			Att	Yds	Avg	Lg	TD	No	Yds	Avg	Lg	TD	TYS	No	Pct
2010	Tampa Bay	13/7	201	1007	5.0	53	6	5	14	2.8	7	0	1021	N/A	N/A
2011	Tampa Bay	14/14	184	781	4.2	54t	5	15	148	9.9	35	0	929	N/A	N/A
2012	Tampa Bay	13/0	41	151	3.7	35	2	1	2	2.0	2	0	153	92	9%
2013	New England	16/7	153	772	5.0	47t	7	2	38	19.0	32	0	810	286	24%
2014	Pittsburgh	11/0	65	266	4.1	50	2	6	36	6.0	13	0	302	128	12%
	New England	5/1	60	281	4.7	34	3	4	18	4.5	11	0	299	103	9%
	Totals	16/1	125	547	4.4	50	5	10	54	5.4	13	0	601	---	---
2015	New England	12/6	165	703	4.3	38t	6	6	43	7.2	14	1	746	305	27%
2016	New England	16/8	299	1161	3.9	44	18	7	38	5.4	16	0	1199	527	47%
2017	Philadelphia	8/5	100	467	4.7	68	2	4	25	6.3	20	1	492	193	35%
	Totals	108/48	1268	5589	4.4	68	51	50	362	7.2	35	2	5951	---	---

PLAYOFFS

2013	New England	2/1	29	172	5.9	73t	4	0	0	0.0	0	0	172	35	26%
2014	New England	3/0	47	189	4.0	22	3	0	0	0.0	0	0	189	80	36%
2016	New England	3/1	35	109	3.1	18	1	1	8	8.0	8	0	117	74	31%
	Totals	8/2	111	470	4.2	73t	8	1	8	8.0	8	0	478	---	---

ADDITIONAL CAREER STATISTICS

Fumbles/Lost: 16/10 - 2010 (4/3); 2011 (5/3); 2013 (3/2); 2014 (1/1); 2015 (1/0); 2016 (2/1)

Kick Returns: 22 for 597 yards (27.1 avg.) - 2013 (17 for 494 yards); 2014 (5 for 103 yards)

2-Point Conversions: 1 at Car. (10/12/17)



CAREER HIGHS

Rush Attempts	30	1/18/15 vs. Ind. (AFC Champ.)
Rushing Yards	189	12/29/13 vs. Buf.
Rushing Long	73t	1/11/14 vs. Ind. (AFC Div.)
Rushing TDs	4	1/11/14 vs. Ind. (AFC Div.)
Receptions	3	4x, last: 10/2/16 vs. Buf.
Receiving Yards	56	11/27/11 at Ten.
Receiving Long	35	11/27/11 at Ten.
Receiving TDs	1	2x, last: 9/10/17 at Was.

MULTI-TOUCHDOWN GAMES (12)

Date	Opponent	TDs
1/11/14	vs. Indianapolis Colts (AFC Div.) (W)	4
11/13/16	vs. Seattle Seahawks (L)	3
9/27/15	vs. Jacksonville Jaguars (W)	3
1/18/15	vs. Indianapolis Colts (AFC Champ.) (W)	3
12/24/16	vs. New York Jets (W)	2
10/23/16	at Pittsburgh Steelers (W)	2
9/22/16	vs. Houston Texans (W)	2
11/23/14	vs. Detroit Lions (W)	2
12/29/13	vs. Buffalo Bills (W)	2
12/22/13	at Baltimore Ravens (W)	2
9/18/11	at Minnesota Vikings (W)	2
10/31/10	at Arizona Cardinals (W)	2

CAREER HIGHLIGHTS (Continued)

- Led the Eagles with 136 yards on 16 carries (8.5 avg.) and notched a 20-yard catch at LAC (10/1/17). His 136 yards marked the 5th-highest single-game total of his career (including playoffs) and the most rushing yards by an Eagle since **LeSean McCoy** recorded 159 yards on the ground at Dal. (11/27/14). In the 4th quarter, set up the Eagles final TD of the game with a 68-yard run to the Chargers' 3-yard line. The 68-yard carry was the 2nd-longest run of his career
- Registered his first rushing TD as an Eagle in the team's Week 3 win vs. NYG (9/24/17). Carried 12 times for 67 yards (5.6 avg.)
- In his Eagles debut at Was. (9/10/17), recorded the second receiving TD of his career when he caught a 1-yard pass from QB **Carson Wentz** in the second quarter

2016 - NEW ENGLAND PATRIOTS (16/8, Playoffs: 3/1)

- Was a member of the Patriots' Super Bowl LI-winning team, when he posted career highs with 299 rush attempts for 1,161 yards (3.9 avg.) and an NFL-leading 18 TDs in 16 regular-season games (eight starts)

2015 - NEW ENGLAND PATRIOTS (12/6)

- Appeared in 12 regular-season contests (six starts) and rushed 165 times for 703 yards (4.3 avg.) and 6 TDs. Also caught 6 passes for 43 yards (7.2 avg.) and 1 TD
- Rushed for a team-high 78 yards on 18 carries, including 3 TDs, in the win vs. Jax. (9/27/15). His 3 rushing TDs tied for the 2nd-highest total in Patriots history

RB LEGARRETTE BLOUNT 29



2017 GAME-BY-GAME STATISTICS																
Date	Opp	GP/S	RUSHING						RECEIVING					SNAPS		
			Att	Yds	Avg	Lg	TD	No	Yds	Avg	Lg	TD	TYS	No	Pct	
Sep 10	at Was	W	1/1	14	46	3.3	7	0	1	1	1.0	1t	1	47	23	34%
Sep 17	at KC	L	1/0	0	0	---	--	0	1	0	0.0	0	0	0	6	8%
Sep 24	NYG	W	1/1	12	67	5.6	20	1	0	0	---	--	0	67	22	29%
Oct 1	at LAC	W	1/0	16	136	8.5	68	0	1	20	20.0	20	0	156	26	33%
Oct 8	Ari	W	1/1	14	74	5.3	37	0	0	0	---	--	0	74	26	39%
Oct 12	at Car	W	1/1	14	67	4.8	18	0	0	0	---	--	0	67	30	48%
Oct 23	Was	W	1/0	14	29	2.1	21	0	0	0	---	--	0	29	25	39%
Oct 29	SF	W	1/1	16	48	3.0	12t	1	1	4	4.0	4	0	52	35	50%
Nov 5	Den															
Nov 19	at Dal															
Nov 26	Chi															
Dec 3	at Sea															
Dec 10	at LAR															
Dec 17	at NYG															
Dec 25	Oak															
Dec 31	Dal															
Totals			8/5	100	467	4.7	68	2	4	25	6.3	20	1	492	193	35%

CAREER HIGHLIGHTS (Continued)

- Tallied 16 carries for 93 yards, including a season-long 38-yard TD, and caught an 11-yard TD pass at Ind. (10/18/15). Marked the first TD reception of his NFL career

2014 - PITTSBURGH & NEW ENGLAND (16/1, Playoffs: 3/0)

- Led the Patriots with 14 carries for 40 yards in the Super Bowl XLIX victory vs. Seattle (2/1/15)
- Became New England's all-time postseason rushing TD leader after carrying 30 times for 148 yards and 3 TDs in the AFC Championship win vs. Ind. (1/18/15)
- His 148 yards were the 3rd-highest rushing total in team playoff history, behind the 166 yards he had in the 2013 Divisional Playoff vs. Ind. (1/11/14) and **Curtis Martin's** 166-yard performance in a Divisional Playoff vs. Pit. (1/5/97)
- Played in 16 games (one start) between New England and Pittsburgh. Joined the Patriots on 11/20/14 and totaled 281 yards on 60 carries (4.7 avg.) and 3 TDs in five contests (one start). Appeared in 11 games with the Steelers, rushing 65 times for 266 yards (4.1 avg.) and 2 TDs

2013 - NEW ENGLAND PATRIOTS (16/7, Playoffs: 2/1)

- Played all 16 regular-season games (seven starts) with the Patriots and finished 2nd on the team with 153 carries for 772 yards (5.0 avg.) rushing and a then-career-high 7 TDs
- Appeared in both playoff games (one start) and led the Patriots with 172 yards rushing on 29 carries (5.9 avg.) and 4 TDs. Also caught 2 passes for 38 yards
- Blount's 355 rushing yards in the regular-season finale (189 vs. Buffalo on 12/29/13) and Divisional Playoff (166 vs. Indianapolis on 1/11/14) was the highest consecutive game total in team history, besting **Curtis Martin** who rushed for 320 yards over a two-game stretch in 1997

100+ YARD RUSHING GAMES (17)

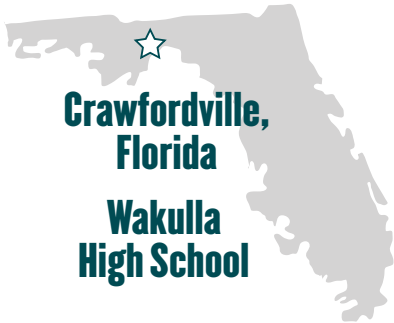
Date	Opponent	Yards	Att	TDs
12/29/13	vs. Buffalo Bills (W)	189	24	2
1/11/14	vs. Indianapolis Colts (AFC Div.) (W)	166	24	4
12/26/10	vs. Seattle Seahawks (W)	164	18	0
1/18/15	vs. Indianapolis Colts (AFC Champ.) (W)	148	30	3
10/1/17	at Los Angeles Chargers (W)	136	16	0
11/8/15	vs. Washington Redskins (W)	129	29	1
10/3/11	vs. Indianapolis Colts (W)	127	25	1
10/23/16	at Pittsburgh Steelers (W)	127	24	2
11/20/16	at San Francisco 49ers (W)	124	19	0
9/18/16	vs. Miami Dolphins (W)	123	29	1
10/31/10	at Arizona Cardinals (W)	120	22	2
9/21/14	at Carolina Panthers (W)	118	10	1
12/19/10	vs. Detroit Lions (L)	110	15	1
11/20/11	at Green Bay Packers (L)	107	18	1
9/22/16	vs. Houston Texans (W)	105	24	2
12/5/10	vs. Atlanta Falcons (L)	103	20	1
11/27/11	at Tennessee Titans (L)	103	20	0

- Rushed 24 times for 166 yards and scored 4 rushing TDs vs. Ind. (1/11/14), to set a Patriots franchise record for most rushing TDs in a game (regular season or playoffs), and tallied the 2nd-most rushing TDs in a playoff game in NFL history. Blount's 166 yards tied **Curtis Martin** for the most rushing yards in a playoff game in team history
- Named **AFC Offensive Player of the Week** after setting a new Patriots' single-game record with 334 all-purpose yards, gaining 189 yards from scrimmage and adding 145 return yards in the regular-season finale vs. Buf. (12/29/13). Added TD runs of 35 and 36 yards

LB NIGEL BRADHAM 53



6-2 | 241  **6th Year**
BORN: Sept. 4, 1989 (Age 28)



**Crawfordville,
Florida**

**Wakulla
High School**



Florida State
D4a-12 (105th overall)
by Buffalo
Acquired:
FA (Buf) 2016



Nigel Bradham led all Eagles LBs with 99 tackles and a career-high 7 TFL while tying for the team-lead with 2 FFs in his debut season with Philadelphia. Originally a 4th-round selection of the Buffalo Bills in the 2012 NFL Draft, Bradham (pronounced BRAD-em) has played in 81 career games (62 starts) and has compiled 386 tackles, 23.0 TFL, 21 PDs, 5.5 sacks, 4 FFs and 2 INTs.

MOST TACKLES **EAGLES PLAYERS IN 2016**

Rodney McLeod	117
Malcolm Jenkins	114
Nigel Bradham	99
Jordan Hicks	95
Jalen Mills	67

THREE STEP DROP

First job: Stocked frozen foods in the dairy department at Winn-Dixie. "I quit after three days. It was too cold, man!"

Why he chose to attend Florida State: Despite having offers from virtually every Division I program, FSU was Bradham's "dream school." Bradham grew up watching Seminoles football

"Welcome to the NFL" moment: Having to hit former NFL fullback Vonta Leach his rookie year. "I was sore after that one."

Unique offseason training methods: Yoga

NFL players he looked up to growing up: Derrick Brooks & Ray Lewis

If he could play another sport, what position: First or third base for the Miami Marlins

Three favorite throwback jerseys: Deion Sanders, Atlanta Falcons; Derrick Brooks, Tampa Bay Buccaneers; Dick Butkus, Chicago Bears

CAREER HIGHLIGHTS

2017 - PHILADELPHIA EAGLES (8/8)

- Combined for 10 tackles (7 solo), including 1.0 TFL, and added a career-high-tying 2 PDs in the 28-23 win at Car. (10/12/17)

2016 - PHILADELPHIA EAGLES (16/16)

- Led all Eagles LBs with 99 tackles and a career-high 7 TFL while tying for the team-lead with 2 FFs. Also started a career-high 16 games and played 97% (990) of Philadelphia's defensive snaps
- Totaled a career-high 14 tackles in the 24-19 win vs. NYG (12/22/16)
- In the *Monday Night Football* victory at Chi. (9/19/16), intercepted Bears QB **Jay Cutler** in the third quarter and returned it 28 yards to Chicago's 2-yard line to set up a **Carson Wentz**-to-**Trey Burton** passing TD

LB NIGEL BRADHAM 53



BRADHAM'S CAREER STATISTICS

Year	Team	GP/S	TACKLES					PASS DEFENSE					FUMBLES			DEF SNAPS		ST	
			Total	Solo	Asst	TFL	Sacks	Int	Yds	Lg	TD	PD	Hur	FF	FR	Yds	No		Pct
2012	Buffalo	16/11	47	27	20	2.0	0.0	0	--	--	0	1	0	0	1	0	395	36%	10
2013	Buffalo	16/2	38	21	17	1.0	0.0	0	--	--	0	0	0	0	0	--	285	25%	13
2014	Buffalo	14/14	102	65	37	6.0	2.5	1	0	0	0	7	7	2	0	--	805	74%	1
2015	Buffalo	11/11	57	42	15	4.0	1.0	0	--	--	0	4	3	0	0	--	728	67%	1
2016	Philadelphia	16/16	99	67	32	7.0	2.0	1	28	28	0	5	2	2	1	0	990	97%	3
2017	Philadelphia	8/8	43	35	8	3.0	0.0	0	--	--	0	4	2	0	0	--	495	96%	0
Totals		81/62	386	257	129	23.0	5.5	2	28	28	0	21	14	4	2	0	---	---	28

2017 GAME-BY-GAME STATISTICS

Date	Opp	GP/S	Tot	Solo	Sk	Int	PD	FF	FR	Snaps	Pct
Sep 10	at Was	W 1/1	4	3	0.0	0	1	0	0	63	100%
Sep 17	at KC	L 1/1	4	2	0.0	0	0	0	0	53	100%
Sep 24	NYG	W 1/1	7	6	0.0	0	0	0	0	69	100%
Oct 1	at LAC	W 1/1	5	5	0.0	0	0	0	0	57	100%
Oct 8	Ari	W 1/1	7	7	0.0	0	0	0	0	45	75%
Oct 12	at Car	W 1/1	10	7	0.0	0	2	0	0	78	95%
Oct 23	Was	W 1/1	3	3	0.0	0	0	0	0	64	100%
Oct 29	SF	W 1/1	3	2	0.0	0	1	0	0	66	100%
Nov 5	Den										
Nov 19	at Dal										
Nov 26	Chi										
Dec 3	at Sea										
Dec 10	at LAR										
Dec 17	at NYG										
Dec 25	Oak										
Dec 31	Dal										
Totals		8/8	43	35	0.0	0	4	0	0	495	96%

2016 GAME-BY-GAME STATISTICS

Date	Opp	GP/S	Tot	Solo	Sk	Int	PD	FF	FR	Snaps	Pct
Sep 11	Cle	W 1/1	5	4	0.0	0	0	0	0	51	100%
Sep 19	at Chi	W 1/1	1	1	0.0	1	1	0	0	50	96%
Sep 25	Pit	W 1/1	4	4	0.0	0	0	0	0	56	93%
Oct 9	at Det	L 1/1	6	5	0.0	0	0	0	1	48	79%
Oct 16	at Was	L 1/1	9	2	0.0	0	1	0	0	74	100%
Oct 23	Min	W 1/1	8	6	1.0	0	1	0	0	76	100%
Oct 30	at Dal	L 1/1	7	5	0.0	0	0	0	0	77	99%
Nov 6	at NYG	L 1/1	7	5	0.0	0	1	0	0	64	100%
Nov 13	Atl	W 1/1	4	3	0.0	0	1	0	0	47	94%
Nov 20	at Sea	L 1/1	7	6	0.0	0	0	0	0	66	99%
Nov 28	GB	L 1/1	11	7	0.0	0	0	0	0	71	100%
Dec 4	at Cin	L 1/1	5	4	0.0	0	0	1	0	61	95%
Dec 11	Was	L 1/1	3	2	0.0	0	0	0	0	47	98%
Dec 18	at Bal	L 1/1	4	3	1.0	0	0	1	0	57	98%
Dec 22	NYG	W 1/1	14	9	0.0	0	0	0	0	89	100%
Jan 1	Dal	W 1/1	4	1	0.0	0	0	0	0	56	100%
Totals		16/16	99	67	2.0	1	5	2	1	990	97%

CAREER HIGHS

Total Tackles	14	12/22/16 vs. NYG
Solo Tackles	10	10/26/14 at NYJ
Sacks	1.5	9/28/14 at Hou.
INTs	1	2x, last: 9/19/16 at Chi.
PDs	2	2x, last: 10/12/17 at Car.
FFs	1	4x, last: 12/18/16 at Bal.
FRs	1	2x, last: 10/9/16 at Det.

CAREER HIGHLIGHTS (Continued)

2014 - BUFFALO BILLS (14/14)

- Set career highs in tackles (102), PDs (7), QB hurries (7), sacks (2.5) and FFs (2). Also recorded the first INT of his career when he picked off Texans QB **Ryan Fitzpatrick** at Hou. (9/28/14)

2013 - BUFFALO BILLS (16/2)

- Registered 38 tackles (21 solo). Also posted a career-high 13 special teams tackles

2012 - BUFFALO BILLS (16/11)

- Started the final 11 contests of his rookie season and posted 47 tackles (27 solo), 1 PD and 1 FR. Ranked 2nd among Bills players with 10 special teams tackles

COLLEGE HIGHLIGHTS

- Appeared in 53 games (39 starts) at Florida State. During his four-year career, recorded 306 tackles (189 solo), 21.5 TFL and 9 sacks



G BRANDON BROOKS 79



6-5 | 335  **6th Year**
BORN: Aug. 19, 1989 (Age 28)

**Riverside University
High School**

Milwaukee, Wisconsin 



Miami (Ohio)
D3b-12 (76th overall)
by Houston
Acquired: FA (Hou) 2016

THREE STEP DROP

First jersey:

Ray Allen, Milwaukee Bucks

**If he could be any superhero: Deadpool,
The Flash, or Wolverine**

**First job: Worked on the grounds crew in
college at Miami. Landscaped and poured
concrete**

Player he models his game after: Larry Allen

**Best players he has faced: Geno Atkins and
Ndamukong Suh**

Hobbies: Golfing and reading

**Favorite Halloween costume: The Black Ranger
from Power Rangers**

**Three favorite throwback jerseys:
Reggie White, Philadelphia Eagles, Satchel
Paige, George Gervin**

**Favorite Philadelphia restaurant:
Ralph's Italian Resturant**

**Favorite books: Zero to One by Peter Thiel,
Outliers by Malcolm Gladwell, and The Road
to Character by David Brooks**



Originally a third-round draft pick of the Houston Texans in 2012, **Brandon Brooks** signed a five-year contract with the Eagles as a free agent during the 2016 offseason and started 14 games in his first season in Philadelphia. Brooks spent the first four years of his career with the Texans and appeared in 53 games with 45 starts -- 44 at RG and 1 at LG -- including playoffs.

BIRDSEED

- Attended Riverside University High School in Milwaukee, WI, where he played on both offense and defense. Was named a two-time team MVP and served as a captain as a senior, leading the team to an 11-2 record and an appearance in the state playoffs
- Also played basketball and baseball for the Tigers and threw the shotput
- His last touchdown came on a post-corner route as a junior TE in high school
- Son of Robert and Dorothy Brooks
- Earned his degree in psychology from Miami University (Ohio)

 @bbrooks_79

CAREER HIGHLIGHTS

- Started 14 games at right guard in his first season with the Eagles (2016)
- In 2015, started 14 games for Houston, opening 13 contests at right guard 1 start at left guard. Also started the Texans' Wild Card game vs. KC (1/9/16)
- Opened 15 games for the Texans at right guard in 2014 and paved the way for the Texans ground game to accumulate 2,161 yards, the second-most rushing yards in a single season in franchise history and the fifth-highest total in the NFL that season. Was part of an offensive line that surrendered just 26 sacks, marking the fourth-best total in the NFL
- Became a full-time starter in 2013 and opened 15 contests for the Texans at right guard

G BRANDON BROOKS 79



HOMETOWN PRIDE

An avid fan of Wisconsin sports, Brandon's favorite teams growing up were the Green Bay Packers, Milwaukee Brewers and Milwaukee Bucks. His favorite athletes as a kid were Ray Allen, Sam Cassell, Brett Favre, Ahman Green and Glenn Robinson. The first jersey he ever owned was a Ray Allen Bucks jersey. If he could play another professional sport, he would want to be a pitcher for the Brewers.

AN EARLY INFLUENCE

Brandon took up football at the age of 12 when he played tight end and middle linebacker for the Riverside Tigers. He cites his former neighbor, Jarrod Johnson, as the biggest influence on his football career. Johnson, a former offensive lineman himself, played with the San Diego Chargers, the Pittsburgh Steelers and the Sacramento Surge of the World League. The two still talk to this day.



COLLEGE HIGHLIGHTS

- Started 41 of the 45 games he played for the Miami University (Ohio) RedHawks and was a three-time All-Mid-American Conference second-team selection
- Registered 287 knockdowns and 47 touchdown-resulting blocks, including 35 touchdown-resulting blocks on the Redhawks' 40 rushing touchdowns during his career
- Made the switch to right guard for his senior season (2011) and started all 12 games, earning an appearance in the East-West Shrine Game
- Missed the beginning of his junior season (2010) with an injury, but returned to start two games at left tackle and four games at left guard, helping the RedHawks go 6-0 in those contests. Despite the injury, earned All-MAC second-team honors for a second-consecutive season
- As a sophomore in 2009, earned second-team All-MAC honors after starting 12 games at left tackle and registering 12 touchdown-resulting blocks
- Was named the RedHawks Freshman of the Year as a redshirt freshman in 2008 after he started all 12 games at left guard and recorded 70 knockdowns

TRANSACTIONS

- 2012** Drafted by HOU in 3rd round (76th overall)
Signed 4-year contract
- 3/9/16** Agreed to terms with PHI on a 5-year contract

BROOKS' CAREER SERVICE						
			STARTS		OFF SNAPS	
Year	Team	GP/S	LG	RG	No	Pct
2012	Houston	6/0	0	0	110	10%
2013	Houston	15/15	0	15	1043	93%
2014	Houston	15/15	0	15	985	89%
2015	Houston	14/14	1	13	981	83%
2016	Philadelphia	14/14	0	14	991	87%
2017	Philadelphia	8/8	0	8	559	100%
Totals		72/66	1	65	---	---
PLAYOFFS						
2012	Houston	2/0	0	0	63	40%
2015	Houston	1/1	0	1	64	100%
Totals		3/1	0	1	---	---

TE TREY BURTON 88



6-3 | 235  **4th Year**
BORN: Oct. 29, 1991 (Age 26)



**Venice,
 Florida**
**Venice
 High School**



Florida
 Acquired: UDFA 2014



A versatile threat in the collegiate ranks, **Trey Burton** originally signed with the Eagles as an undrafted free agent during the 2014 offseason. Burton has been a key member of the Eagles special teams units over the past four seasons, recording 36 special teams tackles, a blocked punt, blocked punt return TD, forced fumble, fumble recovery and onside kick recovery. In 2016, Burton registered career highs with 37 catches for 327 yards and also added his first career receiving TD.

SPECIAL TEAMS TACKLES

EAGLES PLAYERS IN 2015

19	Trey Burton
16	Chris Maragos
12	Najee Goode

THREE STEP DROP

Desired talent: Being in a church choir

If he wasn't in football, he would be:
Financial advisor

If he could have one dinner guest: His grandfather, John McClintock, who passed away when he was in high school

Player he models his game after: James Casey

Best player he has lined up against:
Jordan Hicks in practice

First jersey: Dan Marino, Miami Dolphins

Favorite Philadelphia restaurants:
Mixto and Prime Stache

**Favorite musicians: Lindsey Seals,
 Lecrae and Andy Mineo**

UNIVERSITY OF FLORIDA SINGLE-GAME RANKINGS

RUSHING TOUCHDOWNS

T. Burton (9/25/10 vs. Kentucky)	5
T. Tebow (11/10/07 at S. Carolina)	4
Four players tied	4

POINTS BY A NON-KICKER

T. Burton (9/25/10 vs. Kentucky)	36
T. Tebow (11/10/07 at S. Carolina)	30
Many players tied	24

CAREER HIGHLIGHTS

2017 - PHILADELPHIA EAGLES (8/0)

- Caught his 2nd career TD on a 15-yard pass from **Carson Wentz** on the opening drive in the 34-7 win vs. Ari. (10/8/17)
- Recovered an Eagles onside kick by **Jake Elliott** with :05 remaining in the game at KC (9/17/17). Marked the team's first successful onside kick since 12/30/12 at NYG (**Alex Henery** kick recovered by **Brandon Hughes**)
- Notched the 2nd special teams fumble recovery of his NFL career on a muffed punt return by Redskins WR **Jamison Crowder** at Was. (9/10/17). The takeaway set up a TD drive that gave the Eagles a 13-0 lead in the second quarter

2016 - PHILADELPHIA EAGLES (15/4)

- Produced career highs in receptions (37), receiving yards (327) and offensive snaps played (331, 29%) in 2016

TE TREY BURTON 88



BURTON'S CAREER STATISTICS										
Year	Team	GP/S	RECEIVING					OFF SNAPS		ST
			No	Yards	Avg	Lg	TD	No	Pct	
2014	Philadelphia	15/0	0	0	---	--	0	6	1%	7
2015	Philadelphia	16/0	3	54	18.0	43	0	63	5%	19
2016	Philadelphia	15/4	37	327	8.8	32	1	331	29%	7
2017	Philadelphia	8/0	9	70	7.8	15t	1	122	22%	3
Totals		54/4	49	451	9.2	43	2	---	---	36



ADDITIONAL CAREER STATISTICS

Special Teams TDs: 27-yard blocked punt return on 12/28/14 at NYG
Special Teams FF: 1 - 2016 (1) **Special Teams FR:** 2 - 2017 (1); 2016 (1)
Blocked punt: 9/28/14 at SF **Onside Kick Recovery:** 9/17/17 at KC
Rushing: 5 attempts for 10 yards in 2014

Former Eagles LB and Special Teams Pro Bowler Ike Reese on Trey Burton's versatility

Trey brings you the rare combination of a special teams player: He brings you the speed, he has the agility, he plays with the aggressiveness and he has the athletic ability. That's what you want out of your special teams players.



CAREER HIGHLIGHTS (Continued)

- Forced the first fumble of his career when he stripped the ball loose from Ravens KR **Chris Moore** on a kick return in the second quarter at Bal. (12/18/16)
- Made his first-career NFL start at Was. (10/16/16)
- Hauled in his first-career TD off a 2-yard pass from QB **Carson Wentz** in the third quarter at Chi. (9/19/16). Totaled career highs with 5 receptions for 49 yards

2015 - PHILADELPHIA EAGLES (16/0)

- Finished the 2015 season with a team-high 19 special teams tackles, which is tied for the highest total by an Eagle in the regular season since 2009
- Notched the first 2 receptions of his NFL career at Det. (11/26/15), including a 43-yarder in the first quarter
- Earned a spot on the 2014 **PFWA All-Rookie team** as a special teams player. Had 7 special teams tackles

CHARITABLE INTERESTS

As the son of a single mother, Burton hopes to get involved in charities that focus on helping children who grow up without fathers in their lives.

HIGH SCHOOL STANDOUT

As a senior at Venice (FL) High School in 2009, Burton threw for 1,876 yards, 18 TDs and 1 INT and rushed for 821 yards and 22 TDs, earning FSWA 5A All-State First-Team honors. Burton also garnered all-state honors after passing for 1,399 yards and 12 TDs and recording 919 yards and 24 TDs on the ground. Burton also played basketball and ran track at Venice HS.

PHILLY APPRECIATION

Burton has a great appreciation for Philadelphia's history and enjoys exploring the city in his free time. "I was never exposed to anything like this when I was growing up."

BIRDSEED

Burton is the son of Cindy Burton and has two brothers, Clay Burton (who played collegiately at Florida and went to training camp with the Buffalo Bills in 2015) and Jake MacFarland. Burton and his wife, Yesenia, have three children. Burton graduated from Florida with a bachelor's degree in family, youth and community science.





2017 GAME-BY-GAME STATISTICS

Date	Opp	GP/S	Rec	Yds	Avg	Lg	TD	Snaps	Pct	
Sep 10	at Was	W	1/0	0	0	---	--	0	14	21%
Sep 17	at KC	L	1/0	1	10	10.0	10	0	14	19%
Sep 24	NYG	W	1/0	2	7	3.5	8	0	19	25%
Oct 1	at LAC	W	1/0	0	0	---	--	0	9	11%
Oct 8	Ari	W	1/0	2	16	8.0	15t	1	16	24%
Oct 12	at Car	W	1/0	1	9	9.0	9	0	13	21%
Oct 23	Was	W	1/0	1	7	7.0	7	0	16	25%
Oct 29	SF	W	1/0	2	21	10.5	15	0	21	30%
Nov 5	Den									
Nov 19	at Dal									
Nov 26	Chi									
Dec 3	at Sea									
Dec 10	at LAR									
Dec 17	at NYG									
Dec 25	Oak									
Dec 31	Dal									
Totals			8/0	9	70	7.8	15t	1	122	22%

2016 GAME-BY-GAME STATISTICS

Date	Opp	GP/S	Rec	Yds	Avg	Lg	TD	Snaps	Pct	
Sep 11	Cle	W	0/0	INACTIVE (CALF)						
Sep 19	at Chi	W	1/0	5	49	9.8	14	1	31	43%
Sep 25	Pit	W	1/0	2	19	9.5	16	0	33	51%
Oct 9	at Det	L	1/0	1	5	5.0	5	0	11	18%
Oct 16	at Was	L	1/1	1	7	7.0	7	0	9	17%
Oct 23	Min	W	1/0	0	0	0.0	0	0	13	22%
Oct 30	at Dal	L	1/0	1	6	6.0	6	0	12	15%
Nov 6	at NYG	L	1/0	3	55	18.3	32	0	17	23%
Nov 13	Atl	W	1/0	0	0	0.0	0	0	9	11%
Nov 20	at Sea	L	1/1	1	14	14.0	14	0	7	9%
Nov 28	GB	L	1/1	3	10	3.3	9	0	19	32%
Dec 4	at Cin	L	1/0	5	53	10.6	15	0	53	66%
Dec 11	Was	L	1/0	7	65	9.3	16	0	37	47%
Dec 18	at Bal	L	1/1	2	2	1.0	1	0	22	25%
Dec 22	NYG	W	1/0	1	3	3.0	3	0	16	29%
Jan 1	Dal	W	1/0	5	39	7.8	12	0	42	55%
Totals			15/4	37	327	8.8	32	1	331	29%

CAREER HIGHLIGHTS (Continued)

2014 - PHILADELPHIA EAGLES (15/0)

- Returned a blocked punt for 27 yards for the first TD of his career at NYG (12/28/14)
- Filled in at running back for an injured **Darren Sproles** vs. NYG (10/12/14) and rushed 5 times for 10 yards
- Blocked an **Andy Lee** punt in the end zone at SF (9/28/14) that was recovered for a TD by teammate **Brad Smith**. It was the first blocked punt for a TD by the Eagles since 1992

COLLEGE HIGHLIGHTS

- Appeared in 50 games (29 starts) during his collegiate tenure, finishing his career with 720 rushing yards and 141 TDs on 141 carries and 107 catches for 976 yards and 4 TDs
- As a senior captain in 2013, tallied 38 receptions for 445 yards and 1 TD as a full-time wide receiver
- Appeared in 12 games (four starts) as a junior, registering 190 yards and 2 TDs on 29 carries and 18 catches for 172 yards and 1 TD
- Joined Chris Rainey as the only Gators to score both a rushing and receiving TD in the same game as a sophomore in 2010. Finished the season with 19 catches for 149 yards and one TD, while adding 125 yards and 3 TDs on 37 carries

FATHER FIGURES

Burton claims the biggest influences on his life were a trio of mentors: his late grandfather, John McClintock, and two of his high school coaches, John Peacock and Larry Shannon.

"They kept me going in the right direction. I didn't have a father growing up, so they were my father figures through high school. If I ever needed anything or need anything to this day, I can always go to them and ask for anything."

CAREER HIGHS

Receptions	7	12/11/16 vs. Was.
Receiving Yards	65	12/11/16 vs. Was.
Receiving Long	43	11/26/15 at Det.
Receiving TDs	1	2x, last: 10/8/17 vs. Ari.



NFL FAMILY TREE

Burton's grandfather, Lawrence Burton, was the 7th-overall pick in the 1975 NFL Draft and also sprinted for Team USA in the 1972 Summer Olympics in Munich.

Lawrence split time with new Orleans and San Diego during a five-year NFL career, hauling in 44 catches for 804 yards and 7 TDs. Additionally, he placed 4th for the United States in Munich in the 200-meter final.

TE BRENT CELEK 87



6-4 | 255  **11th Year**
BORN: Jan. 25, 1985 (Age 32)



Cincinnati, Ohio

La Salle High School



Cincinnati

D5b-07 (162nd overall)
by Philadelphia

LONGEST-TENURED PRO ATHLETES IN PHILADELPHIA

ACTIVE PLAYERS (MLB, NBA, NFL, NHL)



BRENT CELEK
SEPT. 2007



CLAUDE GIROUX
FEB. 2008



JASON PETERS
SEPT. 2009

THREE STEP DROP

Favorite businessperson: Elon Musk

First job: A janitor in his uncle's motorcycle shop

Bucket list: Driving in a NASCAR race

First jerseys: Charles Woodson, Michigan; Jerome Bettis, Pittsburgh Steelers

Favorite TV show: Nature documentaries narrated by David Attenborough

Favorite musician: Guordan Banks



One of the toughest and most reliable players in team history, **Brent Celek** does it all from the TE position. He is a big target in the passing game, a relentless blocker and an unquestioned leader on the squad. Despite not being invited to the NFL Scouting Combine, Celek went on to become a 5th-round pick (162nd overall) in 2007 and developed into one of the most productive Eagles TEs ever. Celek has also ingrained himself within the community with his philanthropic work and business acumen. After inking a new deal in 2016, Celek is signed through 2018.

MOST RECEPTIONS

EAGLES HISTORY



HAROLD CARMICHAEL
589



PETE RETZLAFF
452



BRIAN WESTBROOK
426



BRENT CELEK
389



PETE PIHOS
373

CAREER HIGHLIGHTS

- Has produced the 4th-most catches (389) in franchise history, trailing only **Harold Carmichael** (589 from 1971-83), **Pete Retzlaff** (452 from 1956-66) and **Brian Westbrook** (426 from 2002-09)
- Ranks 8th in Eagles history with 4,901 receiving yards, behind **Harold Carmichael** (8,978 from 1971-83), **Pete Retzlaff** (7,412 from 1956-66), **Mike Quick** (6,464 from 1982-90), **DeSean Jackson** (6,117 from 2008-13), **Pete Pihos** (5,619 from 1947-55), **Tommy McDonald** (5,499 from 1957-63) and **Bobby Walston** (5,363 from 1951-62)

2015 - PHILADELPHIA EAGLES (16/13)

- Recorded the 30th receiving TD of his NFL career at Det. (11/26/15)



CELEK'S CAREER STATISTICS

Year	Team	GP/S	RECEIVING					OFF SNAPS	
			No	Yards	Avg	Lg	TD	No	Pct
2007	Philadelphia	16/4	16	178	11.1	29	1	N/A	N/A
2008	Philadelphia	16/7	27	318	11.8	44	1	N/A	N/A
2009	Philadelphia	16/15	76	971	12.8	47t	8	N/A	N/A
2010	Philadelphia	16/15	42	511	12.2	65t	4	N/A	N/A
2011	Philadelphia	16/16	62	811	13.1	73	5	N/A	N/A
2012	Philadelphia	15/14	57	684	12.0	34	1	862	76%
2013	Philadelphia	16/15	32	502	15.7	42	6	845	77%
2014	Philadelphia	16/15	32	340	10.6	37	1	815	69%
2015	Philadelphia	16/13	27	398	14.7	60	3	603	52%
2016	Philadelphia	16/8	14	155	11.1	24	0	439	39%
2017	Philadelphia	8/5	4	33	8.3	14	0	207	37%
Totals		167/127	389	4901	12.6	73	30	---	---

PLAYOFFS

2008	Philadelphia	3/3	19	151	7.9	31t	3	N/A	N/A
2009	Philadelphia	1/1	3	59	19.7	26	0	N/A	N/A
2010	Philadelphia	1/1	2	25	12.5	16	0	N/A	N/A
2013	Philadelphia	1/1	2	16	8.0	24	0	41	71%
Totals		6/6	26	251	9.7	31t	3	---	---

ADDITIONAL CAREER STATISTICS

Fumbles/Lost: (5/3) - 2012 (1/1); 2013 (1/1); 2014 (1/1); 2015 (1/0); 2016 (1/0) **Fumble Recoveries:** (4) - 2007 (1); 2015 (2); 2016 (1)

Kick Returns: 2-20, 10.0 avg. - 2010 (1-12); 2017 (1-8)



BUSINESS INTERESTS

Celek acquired his desire to invest and research business ventures during his college classes at Cincinnati. "I would often get bored in class and sometimes just log onto the internet during class to research companies." Not much has changed today as Celek uses Flip Board to keep up with all the latest news and trends in business, style, entrepreneurship, architecture and design.

40 UNDER 40

In 2014, Celek became the first NFL player to ever be named to *Philadelphia Business Journal's* "40 under 40" for his success in his multiple business ventures.



CAREER HIGHS

Receptions	10	12/28/10 vs. Min.
Receiving Yards	157	9/16/12 vs. Bal.
Receiving Long	73	12/18/11 vs. NYJ
Receiving TDs	1	30x, last: 11/26/15 at Det.

CAREER HIGHLIGHTS (Continued)

- Posted 134 yards on 4 catches, including a 60-yard grab from **Sam Bradford** vs. Mia. (11/15/15). His 33.5 yards per reception were the most by an NFL TE since **M.L. Harris** (37.0) at NYJ on 9/16/84 (min. 4 receptions)

2013 - PHILADELPHIA EAGLES (16/15, Playoffs: 1/1)

- Hauled in a 1-yard TD from **Nick Foles** vs. Ari. (12/1/13), moving past **Chad Lewis** (23 from 1997-2005) for the 2nd-most TDs ever by an Eagles TE, trailing only **Pete Retzlaff** (47 from 1956-66)

2012 - PHILADELPHIA EAGLES (15/14)

- Totaled 157 receiving yards at Bal. (9/16/12), which is the 2nd-most yards ever by a TE in single-game franchise history, behind **Pete Retzlaff's** 204-yard effort against the Redskins on 11/14/65

2011 - PHILADELPHIA EAGLES (16/16)

- Tied **Jeremy Maclin** for the team's most receiving TDs (5) while ranking 2nd in receptions (62) and 3rd in receiving yards (811). Celek (811), Maclin (859) and **DeSean Jackson** (961) became the first trio in Eagles history to each post 800+ receiving yards in the same season

2010 - PHILADELPHIA EAGLES (16/15, Playoffs: 1/1)

- Set a regular-season career high with 10 catches for a season-high 97 yards vs. Min. (12/28/10)

2009 - PHILADELPHIA EAGLES (16/15, Playoffs: 1/1)

- Setting career highs with 76 receptions, 971 yards and 8 TDs. Among TEs in franchise history, only **Pete Retzlaff** (1,190 yards and 10 TDs in 1965) has recorded more receiving yards and TDs in a single season

TAKE FLIGHT FOUNDATION

Founded in 2010, Celek's Take Flight Foundation has a primary goal of providing seriously ill and physically-challenged children throughout Greater Philadelphia with daily support and life-changing experiences. For more information on Celek's foundation, visit brentcelek.org.



MAD MONEY

A friend of die-hard Eagles fan and CSNBC's *Mad Money* host Jim Cramer, the two met for the first time for dinner in 2009 and have regularly talked about football and finance ever since.





ESPN analyst Jon Gruden on Brent Celek's approach to the game

“ I love players that sacrifice their personal statistics for the team, and Celek leads the Eagles in that category. ”

100+ YARD GAMES (8)				
Date	Opponent	Yards	Rec	TDs
9/16/12	vs. Baltimore Ravens (W, 24-23)	157	8	0
12/18/11	vs. New York Jets (W, 45-19)	156	5	1
11/15/15	vs. Miami Dolphins (L, 19-20)	134	4	0
11/2/08	at Seattle Seahawks (W, 26-7)	131	6	0
12/27/09	vs. Denver Broncos (W, 30-27)	121	4	1
11/10/14	vs. Carolina Panthers (W, 45-21)	116	5	0
9/27/09	vs. Kansas City Chiefs (W, 34-14)	104	8	1
9/20/09	vs. New Orleans Saints (L, 22-48)	104	8	0

2017 GAME-BY-GAME STATISTICS										
Date	Opp	GP/S	Rec	Yds	Avg	Lg	TD	Snaps	Pct	
Sep 10	at Was	W	1/1	1	11	11.0	11	0	25	37%
Sep 17	at KC	L	1/1	0	0	---	--	0	17	24%
Sep 24	NYG	W	1/1	0	0	---	--	0	20	26%
Oct 1	at LAC	W	1/1	0	0	---	--	0	34	43%
Oct 8	Ari	W	1/0	1	5	5.0	5	0	26	39%
Oct 12	at Car	W	1/0	0	0	---	--	0	24	39%
Oct 23	Was	W	1/1	1	3	3.0	3	0	31	48%
Oct 29	SF	W	1/0	1	14	14.0	14	0	30	43%
Nov 5	Den									
Nov 19	at Dal									
Nov 26	Chi									
Dec 3	at Sea									
Dec 10	at LAR									
Dec 17	at NYG									
Dec 25	Oak									
Dec 31	Dal									
Totals			8/5	4	33	8.3	14	0	207	37%

CAREER HIGHLIGHTS (Continued)

- Celek (24 years old), **DeSean Jackson** (23) and **Jeremy Maclin** (21) became the first trio of teammates age 24-or-younger in NFL history to each post 50+ catches, 750+ yards and 4+ TDs in a single season in 2009
- Notched two straight 100+ yard receiving games (104 vs. NO - 9/20/09; 104 vs. KC - 9/27/09), becoming the first Eagles TE to accomplish the feat since **Pete Retzlaff** in 1965
- Along with **DeSean Jackson**, became the first Eagles duo to each eclipse 100+ receiving yards in two consecutive games (9/20/09 vs. NO; 9/27/09 vs. KC) since **Pete Pihos** and **Bobby Walston** in 1953 (11/8/53 vs. NYG; 11/15/53 vs. Bal.)

2008 - PHILADELPHIA EAGLES (16/7, Playoffs: 3/3)

- Set an Eagles playoff record with 10 catches for 83 yards and 2 TDs in the NFC Championship game at Ari. (1/18/09). His 2 TDs tied a team postseason record held by **Chad Lewis**, **Fred Barnett** and **Harold Carmichael**



FUEL TO THE FIRE

Celek admits getting snubbed for the combine in 2007 was a huge motivating factor for him. "It ticked me off, to be honest. I thought I would be drafted higher, but it just lit a fire under me that I will always carry."

BRENT'S NO. 1 FAN

Celek's No. 1 fan is his grandfather, Ed, and vice versa. "We've been very close from when he was little on up," Ed said. Brent gave his grandfather the ball from his first TD in 2007.

'THE BUS'

Celek tries to model his game after one of the all-time great running backs: Hall of Famer Jerome Bettis. "I grew up watching Jerome Bettis and loved the way he played. He was a beast, the first guy never took him down. When I have the ball in my hands, I try to be like him. That's my mindset."

BIRDSEED

Celek and his wife, Celeste, reside in Philadelphia. His parents, Steve and Debbie, own three hair salons and spas in Cincinnati named Paragon Salon. Celek has two younger brothers: Garrett, who is a tight end for the San Francisco 49ers, and Tyler. He also has two younger sisters: Stephanie and Mackenzie.

Celek was a two-time all-district and all-league selection at La Salle High School (Cincinnati, OH) who also lettered in track and field, participating in the shotput and discus events. Celek began playing football in the 2nd grade as a fullback for Our Lady of Visitation (Cincinnati, OH).

Celek grew up a fan of the Cincinnati Bengals as his family owned 10 season tickets. His favorite Bengal of all time is Boomer Esiason. He also enjoyed watching Notre Dame football.

RB COREY CLEMENT 30



5-10 | 220 **Rookie**
BORN: Nov. 2, 1994 (Age 22)

**Glassboro,
New Jersey**

**Glassboro
High School**



Wisconsin

Acquired: UDFA 2017

3,902 • 36

Clement rushed for **3,902 yards** during his four-year career at Wisconsin and produced the **9th-most rushing TDs (36)** in school history.

BIRDSEED

- Is the son of Latanya and Steve Clement. Interned at Merrill Lynch during the summer of 2016. Majored in life sciences communication at the University of Wisconsin
- Prepped at Glassboro HS (Glassboro, NJ), where he was coached by Mark Maccarone. Selected to the Semper Fidelis All-American Bowl after finishing his high school career with an outstanding 6,245 rushing yards, 34 rushing TDs and 90 total TDs
- Earned first-team all-state honors after rushing for 2,323 yards and 33 TDs while also recording 47 tackles and 8.0 sacks as a senior. Set the New Jersey state record with 479 yards against Gloucester City. Ran for 2,510 yards and 36 total TDs as a junior. Tallied 1,205 rushing yards and 15 TDs as a sophomore



Corey Clement signed with the Eagles as an undrafted free agent during the 2017 offseason and was the only undrafted rookie to make the Eagles opening-day, 53-man roster. Clement spent four years at Wisconsin and was a member of the winningest senior class in Badgers history (41-13, .759). He amassed 3,092 rushing yards and finished 8th all-time in career rushing average (5.4) and 9th in career rushing TDs (36). As a senior in 2016, Clement produced career highs in attempts (314), rushing yards (1,375) and rushing TDs (15) en route to first-team All-Big Ten honors from the league's coaches.

BIG TEN IN 2016

RUSHING YARDS

Justin Jackson (NW) 1,524

Saquon Barkley (PSU) 1,496

Corey Clement (Wis.) 1,375

RUSHING TOUCHDOWNS

Saquon Barkley (PSU) 18

Rodney Smith (Minn.) 16

Corey Clement (Wis.) 15

Justin Jackson (NW) 15

SPECIAL TEAMS TACKLES

EAGLES PLAYERS IN 2017

Kamu Grugier-Hill 6

Chris Maragos 6

Corey Clement 5

CAREER HIGHLIGHTS

2017 - PHILADELPHIA EAGLES (8/0)

- Ranks 3rd in special teams tackles (5)
- Led the team in rushing with 54 yards vs. SF (10/29/17). Logged a career-long carry of 22 yards
- Made an acrobatic catch and got his feet down in the end zone on a 9-yard TD pass from QB **Carson Wentz** in the third quarter vs. Was. (10/23/17). The score marked his first career receiving TD and gave the Eagles a 24-10 lead
- Logged career highs in carries (10) and rushing yards (30) in the team's Week 4 win at LAC (10/1/17)

RB COREY CLEMENT 30



CLEMENT'S CAREER STATISTICS																
			RUSHING					RECEIVING					OFF SNAPS			ST
Year	Team	GP/S	Att	Yds	Avg	Lg	TD	No	Yds	Avg	Lg	TD	TYS	No	Pct	T
2017	Philadelphia	8/0	36	131	3.6	22	1	2	31	15.5	22	1	162	91	16%	5
Totals		8/0	36	131	3.6	22	1	2	31	15.5	22	1	162	---	---	5

CAREER HIGHLIGHTS (Continued)

- Received his first NFL carries in the team's Week 3 win vs. NYG (9/24/17) and scored the first TD of his career on a 15-yard run in the 4th quarter. His score tied the game at 21-21 with less than 6 minutes remaining in regulation
- Led the Eagles with a team-high 2 special teams tackles in his NFL debut at Was. (9/10/17)

COLLEGE HIGHLIGHTS

- A member of the winningest senior class in Wisconsin history (41-13, .759). Rushed for 3,092 yards and 36 TDs on 576 attempts (5.4 avg.) while adding 29 catches for 279 yards and 2 TDs in 43 career games (15 starts)
- Finished 8th in school history in career rushing average and 9th in career rushing TDs
- Earned first-team All-Big Ten honors from the league's coaches after recording career highs with 314 carries for 1,375 yards (4.3 avg.) and 15 TDs in 13 games (all starts) as a senior in 2016. Tallied eight 100+ yard rushing games, including five straight to end the season. Rushed for a career-high-tying 164 yards vs. Ohio State (10/15/16) and vs. Penn State (12/3/16)

CAREER HIGHS		
Rush Attempts	10	2x, last: 10/29/17 vs. SF
Rushing Yards	54	10/29/17 vs. SF
Rushing Long	22	10/29/17 vs. SF
Rushing TDs	1	9/24/17 vs. NYG
Receptions	1	2x, last: 10/23/17 vs. Was.
Receiving Yards	22	10/8/17 vs. Ari.
Receiving Long	22	10/8/17 vs. Ari.
Receiving TDs	1	10/23/17 vs. Was.

- Played in all 14 games (one start) as a sophomore in 2014, rushing 147 times for 949 yards (6.5 avg.) and 9 TDs. Combined with **Melvin Gordon** (2,587 yards) to set the single-season FBS record for rushing yards by teammates at 3,536 yards (breaking the record of 3,053 set by Gordon and **James White** in 2013). Registered a career-high 164 yards vs. Illinois (11/11/14)

TRANSACTIONS

2017 Signed by PHI as undrafted free agent

2017 GAME-BY-GAME STATISTICS																
			RUSHING					RECEIVING					SNAPS			
Date	Opp	GP/S	Att	Yds	Avg	Lg	TD	No	Yds	Avg	Lg	TD	TYS	No	Pct	
Sep 10	at Was	W	1/0	0	0	--	--	0	0	--	--	0	0	0	0%	
Sep 17	at KC	L	1/0	0	0	--	--	0	0	--	--	0	0	1	1%	
Sep 24	NYG	W	1/0	6	22	3.7	15t	1	0	0	--	--	0	22	8	4%
Oct 1	at LAC	W	1/0	10	30	3.0	10	0	0	0	--	--	0	30	19	24%
Oct 8	Ari	W	1/0	7	17	2.4	6	0	1	22	22.0	22	0	39	23	34%
Oct 12	at Car	W	1/0	2	2	1.0	3	0	0	0	--	--	0	2	10	16%
Oct 23	Was	W	1/0	1	6	6.0	6	0	1	9	9.0	9t	1	15	12	18%
Oct 29	SF	W	1/0	10	54	5.4	22	0	0	0	--	--	0	54	19	27%
Nov 5	Den															
Nov 19	at Dal															
Nov 26	Chi															
Dec 3	at Sea															
Dec 10	at LAR															
Dec 17	at NYG															
Dec 25	Oak															
Dec 31	Dal															
Totals			8/0	36	131	3.6	22	1	2	31	15.5	22	0	162	91	16%

DT FLETCHER COX 91



6-4 | 310 **6th Year**
BORN: Dec. 13, 1990 (Age 26)

**Yazoo City,
Mississippi**



**Yazoo City
High School**



Mississippi State
D1-12 (12th overall)
by Philadelphia

MOST SACKS

NFL DEFENSIVE TACKLES SINCE 2015

Geno Atkins	25.0
Aaron Donald	22.0
Kawann Short	21.0
Fletcher Cox	20.5
Gerald McCoy	17.5

THREE STEP DROP

Nickname: **Bug Eye**

Favorite meal: **Mom's baked beans,
mac and cheese, grilled chicken
and pork chops**

Best player he has ever faced:
Cowboys T Tyron Smith

If he could play another sport,
what position: **First baseman,
New York Yankees**

First jersey owned: **LaDanian
Tomlinson, San Diego Chargers**

Three favorite throwback jerseys:
**Michael Jordan, Chicago Bulls;
Ronnie Lott, San Francisco 49ers;
Ken Griffey Jr., Cincinnati Reds**



AP
2014

AP
2015

2016

2017

A powerful and disruptive force, **Fletcher Cox** has established himself as one of the league's best defensive players after Philadelphia traded up three spots in the 2012 NFL Draft to take him with the 12th-overall selection. The two-time Pro Bowl honoree, who ranks 2nd all-time among Eagles interior linemen with 33 career sacks, signed a six-year contract on June 16, 2016.

CAREER HIGHLIGHTS

- Both of his NFL TDs have occurred on opening weekend. Notched his first career TD in the 2014 season opener when he returned a fumble 17 yards vs. Jax. (9/7/14). Found the end zone again in the first game of 2017 when he returned a **Kirk Cousins** fumble 20 yards in the fourth quarter to seal an Eagles win
- His 33.0 sacks rank 2nd all-time among Eagles interior defensive linemen behind only **Andy Harmon** (39.5 from 1991-97)
- Ranks 4th among NFL defensive tackles with 19.5 sacks since 2015, behind **Geno Atkins** (25.0), **Aaron Donald** (22.0) and **Kawann Short** (21.0)

CAREER SACKS

ALL-TIME EAGLES INTERIOR DL



**ANDY
HARMON**
39.5



**FLETCHER
COX**
33.0



**KEN
CLARKE**
32.5



**COREY
SIMON**
32.0



**JEROME
BROWN**
29.5



COX'S CAREER STATISTICS

Year	Team	GP/S	TACKLES					PASS DEFENSE						FUMBLES			DEF SNAPS	
			Total	Solo	Asst	TFL	Sacks	Int	Yds	Lg	TD	PD	Hur	FF	FR	Yds	No	Pct
2012	Philadelphia	15/9	65	46	19	7.0	5.5	0	0	--	0	2	24	0	0	0	509	49%
2013	Philadelphia	16/16	66	44	22	1.0	3.0	0	0	--	0	3	21	0	1	3	882	73%
2014	Philadelphia	16/16	70	59	11	7.0	4.0	0	0	--	0	0	14	1	3	21	921	80%
2015	Philadelphia	16/16	104	80	24	16.5	9.5	0	0	--	0	0	32	3	2	0	983	81%
2016	Philadelphia	16/16	53	34	19	10.0	6.5	0	0	--	0	4	21	1	1	0	773	76%
2017	Philadelphia	6/6	12	6	6	2.0	4.5	0	0	--	0	3	7	1	1	20	265	52%
Totals		85/79	370	269	101	43.5	33.0	0	0	--	0	12	119	6	8	44	---	---

PLAYOFFS

2013	Philadelphia	1/1	3	3	0	0.0	0.0	0	0	--	0	0	0	0	0	0	61	85%
Totals		1/1	3	3	0	0.0	0.0	0	0	--	0	0	0	0	0	0	---	---

MULTI-SACK GAMES (5)

Date	Opponent	Sacks
10/11/15	vs. New Orleans Saints (W, 39-17)	3.0
9/25/16	vs. Pittsburgh Steelers (W, 34-3)	2.0
12/26/15	vs. Washington Redskins (L, 24-38)	2.0
12/11/16	vs. Washington Redskins (L, 22-27)	1.5
12/13/12	vs. Cincinnati Bengals (L, 13-34)	1.5

CAREER HIGHS

Total Tackles	13	12/7/14 vs. Sea.
Solo Tackles	11	12/7/14 vs. Sea.
Sacks	3.0	10/11/15 vs. NO
Hurries	8	12/6/15 at NE
PDs	2	10/12/17 at Car.
FFs	2	10/11/15 vs. NO
FRs	1	8x, last: 9/10/17 at Was.

TOUCHDOWNS (2)

Date	Opponent	TDs
9/10/17	at Washington Redskins (W, 30-17)	20-yard FR
9/7/14	vs. Jacksonville Jaguars (W, 34-17)	17-yard FR



THE MECHANIC

One of Cox's passions off the field is fixing up old cars. In fact, he believes he'd most likely work as a mechanic if he wasn't playing football. "I didn't have much of a choice. It runs in the family," said Cox, who now has his own drag racing team using a 1991 Ford Mustang drag radial, which is driven by Shawn Ayers. The team competes in professional events around the country.

BIGGEST INFLUENCES

Cox claims the biggest influence on his life and career is his late older brother, Shadrack, who passed away during the 2015 offseason. Said Cox, "He was my father figure. I always looked up to him, especially for decision making. He always taught me about doing the right things and being successful in life. I try to emulate him every day. He taught me my love for cars."

Cox also credits his high school guidance counselor, Christie Cater, and his late high school position coach, Kyle Wallace, for his success. "Coach Wallace picked me up every day for summer workouts. He pushed me to my limits."

SMALL TOWN ROOTS

Cox grew up in the small town of Yazoo, MS, which has a population of less than 30,000 people. "It was a big adjustment for me," said Cox, whose graduating class was just 100 students.

HIGH SCHOOL STANDOUT

Cox attended Yazoo City HS (Yazoo, MS), where he recorded 104 tackles, 10 sacks, 1 INT and 1 FR as a senior. Cox notched 103 tackles, 11 sacks and 2 INTs (one of which he returned for a TD) during his junior season. He also played basketball and participated in track in the second leg of the 4 x 100 meter team.

BIRDSEED

Cox is the son of Melissa Cox, who works at a Nissan dealership. He has two sisters, Fantasia and Nakeia, and an older brother, Shadrack, who passed away during the 2015 offseason. Cox owns two pitbulls named Debow and Nina.



@fcoxx_91



@fcoxx_91



Eagles Defensive Coordinator Jim Schwartz on the importance of Fletcher Cox

“

He's a difficult matchup one-on-one; he plays the run well and he plays the pass well. You know, there's a reason we gave him all that money, and it's not because he fits a certain scheme or anything else. He's just a really good player.

”

2017 GAME-BY-GAME STATISTICS

Date	Opp	GP/S	Tot	Solo	Sk	Hur	PD	FF	FR	Snaps	Pct
Sep 10	at Was	W 1/1	1	1	1.0	2	0	1	1	43	68%
Sep 17	at KC	L 1/1	3	2	1.0	0	0	0	0	44	83%
Sep 24	NYG	W 1/1	1	1	0.0	0	0	0	0	17	25%
Oct 1	at LAC	W	INACTIVE (CALF)								
Oct 8	Ari	W	INACTIVE (CALF)								
Oct 12	at Car	W 1/1	2	0	0.5	2	2	0	0	65	79%
Oct 23	Was	W 1/1	1	1	1.0	1	0	0	0	51	80%
Oct 29	SF	W 1/1	4	1	1.0	2	1	0	0	45	68%
Nov 5	Den										
Nov 19	at Dal										
Nov 26	Chi										
Dec 3	at Sea										
Dec 10	at LAR										
Dec 17	at NYG										
Dec 25	Oak										
Dec 31	Dal										
Totals		6/6	12	6	4.5	7	3	1	1	265	52%

2016 GAME-BY-GAME STATISTICS

Date	Opp	GP/S	Tot	Solo	Sk	Hur	PD	FF	FR	Snaps	Pct
Sep 11	Cle	W 1/1	4	4	1.0	2	0	0	0	38	73%
Sep 19	at Chi	W 1/1	2	2	0.0	1	0	0	0	42	81%
Sep 25	Pit	W 1/1	8	6	2.0	3	0	1	0	41	68%
Oct 9	at Det	L 1/1	2	2	1.0	1	0	0	0	53	87%
Oct 16	at Was	L 1/1	0	0	0.0	3	0	0	0	55	74%
Oct 23	Min	W 1/1	5	2	0.0	2	0	0	0	54	71%
Oct 30	at Dal	L 1/1	5	3	0.0	2	0	0	0	64	82%
Nov 6	at NYG	L 1/1	5	3	0.0	0	1	0	0	50	78%
Nov 13	Atl	W 1/1	1	0	0.0	3	0	0	0	41	82%
Nov 20	at Sea	L 1/1	4	2	0.0	1	1	0	0	45	67%
Nov 28	GB	L 1/1	2	0	0.0	0	0	0	0	57	80%
Dec 4	at Cin	L 1/1	3	2	0.0	0	1	0	0	47	73%
Dec 11	Was	L 1/1	4	3	1.5	1	0	0	0	34	71%
Dec 18	at Bal	L 1/1	2	1	1.0	1	0	0	1	46	79%
Dec 22	NYG	W 1/1	3	1	0.0	1	1	0	0	66	74%
Jan 1	Dal	W 1/1	3	3	0.0	0	0	0	0	40	71%
Totals		16/16	53	34	6.5	21	4	1	1	773	76%

CAREER HIGHLIGHTS (Continued)

2017 - PHILADELPHIA EAGLES (6/6)

- Despite missing two games due to injury, ranks 2nd on the team in sacks (4.5) and is tied for 1st with 7 QB hurries
- Brought down 49ers QB **C.J. Beathard** for an 8-yard sack on third down in the second quarter to force a punt. The Eagles offense scored a TD on the ensuing drive to take a 9-0 lead
- Sacked Redskins QB **Kirk Cousins** for a 6-yard loss in the 4th quarter to put Washington in second-and-16. Two plays later, Eagles S **Corey Graham** intercepted Cousins
- After missing two games with a calf injury, returned to action in Week 6 at Car. (10/12/17) and provided a boost to the Eagles defense. With Carolina leading 10-3 in the second quarter, bullied Panthers G **Trai Turner** into QB **Cam Newton** and hit the quarterback's throwing arm to force an errant pass that was intercepted by Eagles CB **Rasul Douglas** inside the Carolina 20-yard line. The turnover led to an Eagles TD that tied the game at 10-10. Philadelphia never trailed again following the score. Also recorded a half sack of Newton at the end of the first half to put Carolina in a second-and-17 and push them out of field goal range
- Sacked Chiefs QB **Alex Smith** on third-and-5 late in the first half at KC (9/17/17)
- Started off the 2017 season with a big performance in

the team's win at Was. (9/10/17). Recorded a strip-sack of Redskins QB **Kirk Cousins** in the first quarter that was recovered by LB **Jordan Hicks**. Sealed the victory for Philadelphia when he grabbed a fourth quarter fumble and returned it 20 yards for his second career TD. His score extended the Eagles' lead to 28-17 with less than two minutes remaining in regulation. Became the first Eagle to post a sack, FF and TD in a game since Chris Clemons (12/28/2008 vs. Dal)



DE VINNY CURRY 75



6-3 | 279  **6th Year**
BORN: June 30, 1988 (Age 29)

**Neptune,
New Jersey**

**Neptune
High School**



Marshall
D2b-12 (59th overall)
by Philadelphia

THREE STEP DROP

First jobs: Stocking milk in a grocery store at 16 and washing dishes at a nursing home at 17

Hobbies: Fashion, bowling, watching movies

Collects: Jordans (over 600 pairs)

Biggest pet peeve: Clutter

Person he'd like to have dinner with: His mother

If he could play another sport, what position/team: Point guard, New York Knicks

Favorite Halloween costume: The Ultimate Warrior


Favorite meal: Crab

Favorite movie: Friday

Favorite TV show: Martin

Three favorite throwback jerseys: Jerome Brown, Philadelphia Eagles; Allen Iverson, Philadelphia 76ers; Michael Jordan, Chicago Bulls

Favorite quote: "To be the man, you gotta beat the man!" - Ric Flair



A lifelong fan of the Philadelphia Eagles, **Vinny Curry** has emerged as a pass-rushing threat in the Eagles defensive line rotation, signing a five-year contract in 2016 that will keep him in Philadelphia through 2020. Selected in the second round in 2012, Curry was named the 2011 Conference USA Defensive Player of the Year as a senior after posting 11 sacks, seven forced fumbles and 22 tackles for a loss.

CAREER HIGHLIGHTS

2017 - PHILADELPHIA EAGLES (8/8)

- Registered a sack of 49ers QB **CJ Beathard**, a season-high 5 tackles and 2 QB pressures in a 33-10 win vs. SF (10/29)
- Brought down Cardinals QB **Carson Palmer** for an 8-yard loss and totaled 4 tackles in a win vs. Ari. (10/8)

2016 - PHILADELPHIA EAGLES (16/0)

- Produced the fourth-most tackles for loss (six) on the Eagles defense, including 2.5 sacks

2015 - PHILADELPHIA EAGLES (16/0)

- Ranked second on the team with a career-high 21 hurries in 2015
- Notched his second-career multi-sack game when he registered two takedowns of Lions QB **Matthew Stafford** at Det. (11/26/15)

2014 - PHILADELPHIA EAGLES (16/0)

- Finished second on the team with a career-high nine sacks and tied for first with four forced fumbles. Joined **Justin Houston** (22.0-4), **J.J. Watt** (20.5-4), **Ryan Kerrigan** (13.5-5), **Paul Kruger** (11.0-4) and **Robert Quinn** (10.5-5) as the only NFL players to record at least nine sacks and four forced fumbles
- Tallied his second consecutive game with a sack-fumble when he forced Packers QB **Aaron Rodgers** to the ground for a 6-yard loss in the second quarter at GB (11/16/14)
- Recorded a strip-sack of Panthers QB **Cam Newton** vs. Car. (11/10/14), setting a career high with five sacks on the season. Also recovered a fumble to set up a **LeSean McCoy** 1-yard TD run

DE VINNY CURRY 75



CURRY'S CAREER STATISTICS

			TACKLES					PASS DEFENSE						FUMBLES			DEF SNAPS	
Year	Team	GP/S	Total	Solo	Asst	TFL	Sacks	Int	Yds	Lg	TD	PD	Hur	FF	FR	Yds	No	Pct
2012	Philadelphia	6/0	9	7	2	1.0	0.0	0	0	--	0	0	0	0	0	0	88	8%
2013	Philadelphia	14/0	21	17	4	1.0	4.0	0	0	--	0	5	9	0	0	0	317	26%
2014	Philadelphia	16/0	16	12	4	2.0	9.0	0	0	--	0	0	4	4	1	0	371	32%
2015	Philadelphia	16/0	26	16	10	4.5	3.5	0	0	--	0	0	21	0	0	0	427	35%
2016	Philadelphia	16/0	27	19	8	6.0	2.5	0	0	--	0	0	10	0	0	0	435	43%
2017	Philadelphia	8/8	24	18	6	5.0	2.0	0	0	--	0	0	7	0	0	0	279	54%
Totals		76/8	123	89	34	19.5	21.0	0	0	--	0	5	51	4	1	0	---	---
PLAYOFFS																		
2013	Philadelphia	1/0	3	1	2	0.0	0.0	0	0	--	0	0	0	0	0	0	14	19%
Totals		1/0	3	1	2	0.0	0.0	0	0	--	0	0	0	0	0	0	---	---



THE NATURE BOY

When Curry isn't on the field chasing the quarterback or stuffing the run, he can be found watching his favorite pastime - professional wrestling. In fact, two items on his bucket list include becoming a WWE wrestler and competing at WrestleMania.

Curry has only been left starstruck once in his life. At WrestleMania 32, Curry had the rare opportunity to meet his childhood wrestling idol, Ric Flair. In college, Curry even dressed up as his favorite all-time wrestler, Ric Flair, during a press conference.

WE ARE MARSHALL

Curry wears No. 75 in remembrance of the 75 lives that were lost in the 1970 Marshall plane crash. "I want to show appreciation for what Marshall meant to me and the great tradition I was part of."

ALWAYS AN EAGLE

Curry grew up a huge Eagles fan. "It all started with Ricky Watters. I originally wanted to play running back and he was my favorite player. After that, I just loved rooting for them, I have pictures and jerseys all over my house. It was such a special moment for me to get drafted by the team I've rooted for all my life."

MOST MEMORABLE GAME

Grieving the loss of a loved one is a distressing time for anyone and following up a tragic loss with an appearance in an emotionally-charged football game can be overwhelming. As challenging as it was, Curry did just that.

On October 14, 2011, Curry attended his mother's funeral. On October 15, the very next day, he joined his Marshall teammates and defeated conference rival Rice at home, 24-20. Curry had arguably the greatest game of his career as he posted nine tackles, 3.5 sacks and a forced fumble. His performance earned him the FWAA/Bronko Nagurski National Defensive Player of the Week award.

HIGH SCHOOL STANDOUT

Curry was a standout performer at Neptune (NJ) High School, where he garnered first-team All-State, All-Shore, All-County and All-Conference honors. Curry was also named team MVP and team captain at Neptune.

BIRDSEED

Curry is the son of Vincent Curry and Linda Jackson. His mother passed away during his senior year in college after a battle with liver cancer. His Aunt Ginja has been his guardian ever since. "She has been so supportive of me through all the tough times, and has always been there for me."

Curry has five siblings - Shawnda Johnson, Thomas Jackson, Amanda Johnson, Jillisa Curry and Renea Unverzagt.



@MrGetFlee99



@mrgetflee

DE VINNY CURRY 75



2017 GAME-BY-GAME STATISTICS

Date	Opp	GP/S	Tot	Solo	Sk	Hur	PD	FF	FR	Snaps	Pct
9/10	at Was	W 1/1	1	0	0.0	2	0	0	0	37	59%
9/17	at KC	L 1/1	4	4	0.0	2	0	0	0	33	62%
9/24	NYG	W 1/1	3	1	0.0	0	0	0	0	46	67%
10/1	at LAC	W 1/1	1	0	0.0	0	0	0	0	30	53%
10/8	Ari	W 1/1	4	4	1.0	0	0	0	0	34	57%
10/12	at Car	W 1/1	4	3	0.0	0	0	0	0	40	49%
10/23	Was	W 1/1	2	1	0.0	1	0	0	0	27	42%
10/29	SF	W 1/1	5	5	1.0	2	0	0	0	32	48%
11/5	Den										
11/19	at Dal										
11/26	Chi										
12/3	at Sea										
12/10	at LAR										
12/17	at NYG										
12/25	Oak										
12/31	Dal										
Totals		8/8	24	18	2.0	7	0	0	0	279	54%

2016 GAME-BY-GAME STATISTICS

Date	Opp	GP/S	Tot	Solo	Sk	Hur	PD	FF	FR	Snaps	Pct
Sep 11	Cle	W 1/0	0	0	0.0	1	0	0	0	24	46%
Sep 19	at Chi	W 1/0	2	2	0.0	0	0	0	0	24	46%
Sep 25	Pit	W 1/0	0	0	0.0	2	0	0	0	26	43%
Oct 9	at Det	L 1/0	4	2	1.0	2	0	0	0	16	26%
Oct 16	at Was	L 1/0	2	1	0.0	1	0	0	0	31	42%
Oct 23	Min	W 1/0	0	0	0.0	1	0	0	0	41	54%
Oct 30	at Dal	L 1/0	0	0	0.0	0	0	0	0	32	41%
Nov 6	at NYG	L 1/0	3	2	0.0	0	0	0	0	30	47%
Nov 13	Atl	W 1/0	1	1	0.0	0	0	0	0	26	52%
Nov 20	at Sea	L 1/0	2	1	0.5	1	0	0	0	26	39%
Nov 28	GB	L 1/0	6	4	0.0	1	0	0	0	31	44%
Dec 4	at Cin	L 1/0	1	0	0.0	0	0	0	0	26	41%
Dec 11	Was	L 1/0	1	1	0.0	0	0	0	0	15	31%
Dec 18	at Bal	L 1/0	2	2	0.0	0	0	0	0	28	48%
Dec 22	NYG	W 1/0	1	1	0.0	1	0	0	0	34	38%
Jan 1	Dal	W 1/0	2	2	1.0	0	0	0	0	25	45%
Totals		16/0	27	19	2.5	10	0	0	0	435	43%

CAREER HIGHLIGHTS (Continued)

- Notched his first-career multi-sack game and his fourth sack in three contests when he brought down Giants QB **Eli Manning** twice vs. NYG (10/12/14)
- Registered the first sack-fumble of his career when he chased down Rams QB **Austin Davis** and stripped the ball loose in the second quarter vs. StL (10/5/14)

2013 - PHILADELPHIA EAGLES (14/0)

- Ranked tied for third on the team with four sacks and third with nine QB pressures despite playing in just 26 percent of the team's defensive snaps
- Recorded his first-career sack, bringing down QB Alex Smith for a 6-yard loss in the third quarter vs. KC (9/19/13)

COLLEGE HIGHLIGHTS

- Finished his career with 26 sacks, 49 tackles for a loss and 10 forced fumbles
- Was named Conference USA Defensive Player of the Year in 2011 after posting 11 sacks, 22 tackles for a loss and seven forced fumbles as a senior
- Earned first-team All-Conference USA honors as a junior in 2010, leading all defensive linemen in the nation in tackles with 94 total stops and ranking fifth in the nation with 12 sacks
- Started all 13 games as a sophomore in 2009 and recorded 59 tackles, 8.5 tackles for a loss and 3.5 sacks. Named honorable mention all-conference by the league's coaches
- Made seven appearances during his freshman season in 2008, tallying nine tackles and one forced fumble

TRANSACTIONS

- 2012** Drafted by PHI in 2nd round (59th overall)
Signed 4-year contract
- 2/3/16** Signed by PHI to 5-year contract through 2020



CAREER HIGHS

Total Tackles	6	2x, last: 11/28/16 vs. GB
Solo Tackles	6	11/26/15 at Det.
Sacks	2.0	2x, last: 11/26/15 at Det.
Hurries	4	12/6/15 at NE
PDs	2	12/1/13 vs. Ari.
FFs	1	4x, last: 12/14/14 vs. Dal.
FRs	1	11/10/14 vs. Car.

MULTI-SACK GAMES (2)

Date	Opponent	Sacks
11/26/15	at Detroit Lions (L, 14-45)	2.0
10/12/14	at New York Giants (W, 27-0)	2.0

CB RONALD DARBY 41



5-11 | 193  **3rd Year**
BORN: Jan. 2, 1994 (Age 23)

**Oxon Hill,
Maryland**
★
**Potomac
High School**



Florida State
D2-15 (50th overall)
by Buffalo
Acquired: T-Buf-17



Originally selected by Buffalo in the 2nd round (50th overall) of the 2015 NFL Draft, **Ronald Darby** was acquired by the Eagles from the Bills in exchange for WR **Jordan Matthews** and a 2018 3rd-round pick on Aug. 11, 2017. In 2015, Darby was named NFL Defensive Rookie of the Year by *Pro Football Focus* after registering a career-high 21 PDs and 2 INTs. In 30 career games (all starts), Darby has totaled 33 PDs.

CAREER HIGHLIGHTS

2016 - BUFFALO BILLS (14/14)

- Recorded a career-high 69 tackles (60 solo) and added 12 passes defended
- After batting down a pass at Sea. (11/7/16), became the fastest Bills player to reach 30 career PDs
- Registered a career-high-tying 10 tackles (7 solo) vs. Pit. (12/11/16)

2015 - BUFFALO BILLS (15/15)

- Named the NFL's **Defensive Rookie of the Year** by *Pro Football Focus* and voted to the PFWA **All-Rookie Team** after recording a career-high 21 PDs and 2 INTs
- His rookie-franchise-record 21 PDs ranked 2nd in Bills single-season history, trailing only **Nate Odomes** (24) in 1991
- Led the team with a career-high 10 tackles (all solo), including 1.0 TFL, vs. Mia. (11/8/15)
- Made his NFL debut vs. Ind. (9/13/15) and recorded 6 tackles (5 solo), 2 PDs and 1 INT. Became the first Bill to record an INT in his first-career game since **Donte Whitner** in 2006

PASSES DEFENSED

BILLS SINGLE-SEASON HISTORY



**NATE
ODOMES**
24
1991



**RONALD
DARBY**
21
2015



**TERRENCE
MCGEE**
19
2007



**NATE
CLEMENTS**
19
2006



DARBY'S CAREER STATISTICS

Year	Team	GP/S	TACKLES					PASS DEFENSE					FUMBLES			DEF SNAPS			
			Total	Solo	Asst	TFL	Sacks	Int	Yds	Lg	TD	PD	Hur	FF	FR	Yds	No	Pct	
2015	Buffalo	15/15	68	61	7	3.0	0.0	2	48	27	0	21	0	0	0	0	0	914	84%
2016	Buffalo	14/14	69	60	9	1.0	0.0	0	0	--	0	12	1	0	0	0	821	77%	
2017	Philadelphia	1/1	1	1	0	0.0	0.0	0	0	--	0	0	0	0	0	0	18	4%	
Totals		30/30	138	122	16	4.0	0.0	2	48	27	0	33	1	0	0	0	---	---	

CAREER HIGHS

Total Tackles	10	2x, last: 12/11/16 vs. Pit.
Solo Tackles	10	11/8/15 vs. Mia.
INTs	1	2x, last: 9/27/15 at Mia.
PDs	4	9/27/15 at Mia.

COLLEGE HIGHLIGHTS

- Was a three-year standout cornerback at Florida State who started from 2013-14 after capturing the ACC Defensive Rookie of the Year honors in 2012
- Allowed just 9 completions and 0 TDs on 27 targets during 2013 national championship season
- Finished his career with 79 tackles and 16 pass breakups over 42 career games (23 starts). Targeted once every 10.1 snaps, the fewest of any cornerback in the draft
- Started all 14 games at cornerback in 2014. Registered a career-high 43 tackles to go along with 4 PDs and 1 FF
- In 2013, made nine starts and played in all 14 games as a key member of the nation's No. 1 pass defense (156.6 ypg)
- Appeared in all 14 games in 2012 and tied for the team lead with 8 PDs. Saw more action than any other freshman defensive player that season

TRANSACTIONS

- 2015** Drafted by BUF in 2nd round (50th overall)
Signed 4-year contract
- 8/11/17** Acquired by PHI from BUF in exchange for WR **Jordan Matthews** and 3rd-round pick in 2018

2017 GAME-BY-GAME STATISTICS

Date	Opp	GP/S	Tot	Solo	Sk	Int	PD	FF	FR	Snaps	Pct
Sep 10	at Was	W	1/1	1	1	0.0	0	0	0	18	29%
Sep 17	at KC	L	INACTIVE (ANKLE)								
Sep 24	NYG	W	INACTIVE (ANKLE)								
Oct 1	at LAC	W	INACTIVE (ANKLE)								
Oct 8	Ari	W	INACTIVE (ANKLE)								
Oct 12	at Car	W	INACTIVE (ANKLE)								
Oct 23	Was	W	INACTIVE (ANKLE)								
Oct 29	SF	W	INACTIVE (ANKLE)								
Nov 5	Den										
Nov 19	at Dal										
Nov 26	Chi										
Dec 3	at Sea										
Dec 10	at LAR										
Dec 17	at NYG										
Dec 25	Oak										
Dec 31	Dal										
Totals			1/1	1	1	0.0	0	0	0	18	4%



ALL-WORLD TRACK STAR

Darby has not only excelled on the gridiron during his athletic career, as he was also a track star while in high school. Darby was a member of the USA medley relay team that brought home a gold medal from the 2011 World Youth Championships in France.

BIRDSEED

Darby is the son of Jarina and Ronald Sr. Darby. Darby majored in social science while at Florida State.



CB RASUL DOUGLAS 32



6-2 | 209 **Rookie**
BORN: Aug. 29, 1995 (Age 22)

**East Orange,
New Jersey**



**East Orange
High School**



West Virginia
D3-17 (99th overall)
by Philadelphia



Rasul Douglas (pronounced RAH-sool) was drafted by the Eagles in the 3rd round (99th overall) of the 2017 NFL Draft following a two-year collegiate career at West Virginia. Douglas, who tied for the NCAA lead with 8 INTs as a senior in 2016, registered 78 tackles (55 solo), 9 INTs and 2 FFs in 24 games with the Mountaineers.

2017 EAGLES LEADERS

INTERCEPTIONS

Jalen Mills	3
Rasul Douglas	2
Patrick Robinson	2

PASSES DEFENSED

Patrick Robinson	12
Jalen Mills	11
Rasul Douglas	9

BIRDSEED

- Is one of seven siblings raised by his grandmother in East Orange, NJ
- Credits his little league baseball coach, Mike Davis, for helping turn his life around. Davis was also the P.A. announcer for East Orange HS and a mentor for at-risk youth. "He was the one who took me out of the streets. He made sure we did what we had to do."
- Nassau Community College had no dorms, so Douglas lived in an apartment eight miles from campus and took the bus to and from school and practice each day. On his own financially, Douglas slept on the floor and battled hunger
- Would wait until the end of the day to eat and often ordered off the dollar menu at McDonald's, eating half of the meal and saving the rest for later. "Every time I eat, I always think I'm making up a meal that I missed in junior college ... It definitely fuels me all the time, just thinking about what I went through, practicing on an empty stomach, going to school on an empty stomach. You can't even focus. So that definitely makes me want to play all-out all the time."

CAREER HIGHLIGHTS

2017 - PHILADELPHIA EAGLES (7/4)

- Notched the second interception of his career in the team's Week 6 win at Car. (10/12/17). With the Eagles trailing 10-3 in the 2nd quarter, picked off Panthers QB **Cam Newton** at the Carolina 19 and returned it to the 12. The interception set up a **Carson Wentz** touchdown pass that tied the game at 10-10. Also notched 5 tackles (4 solo) and a career-high 3 PDs
- Made his first career start in Week 3 vs. NYG (9/24/17) and notched the first INT of his pro career when he picked off Giants QB **Eli Manning** in the 2nd quarter. On the pick, ran stride-for-stride down the sideline with Giants WR **Brandon Marshall** and leapt at the 4 yard line to snag the ball. Finished the game with 6 tackles and a pass defended. Became the first Eagle to record an INT within his first two career games since Nate Allen in 2010
- Played in his first pro game at KC (9/17/17) and was pressed into duty on defense after starting CB Jaylen Watkins suffered a hamstring injury early in the game. Finished the day with a team-high 6 tackles (5 solo) and 1 PD

CB RASUL DOUGLAS 32



DOUGLAS' CAREER STATISTICS

Year	Team	GP/S	TACKLES					PASS DEFENSE					FUMBLES		DEF SNAPS	
			Total	Solo	Asst	TFL	Sacks	Int	Yds	Lg	TD	PD	FF	FR	No	Pct
2017	Philadelphia	7/4	26	21	5	0.0	0.0	2	7	7	0	9	0	0	299	58%
Totals		7/4	26	21	5	0.0	0.0	2	7	7	0	9	0	0	---	---

2017 GAME-BY-GAME STATISTICS

Date	Opp	GP/S	Tot	Solo	Sk	Int	PD	FF	FR	Snaps	Pct	
Sep 10	at Was	W	INACTIVE									
Sep 17	at KC	L	1/0	6	5	0.0	0	1	0	0	39	74%
Sep 24	NYG	W	1/1	6	5	0.0	1	1	0	0	69	100%
Oct 1	at LAC	W	1/1	3	2	0.0	0	1	0	0	57	100%
Oct 8	Ari	W	1/1	3	3	0.0	0	1	0	0	20	33%
Oct 12	at Car	W	1/1	5	4	0.0	1	3	0	0	56	68%
Oct 23	Was	W	1/0	1	1	0.0	0	0	0	0	28	44%
Oct 29	SF	W	1/0	2	1	0.0	0	2	0	0	30	46%
Nov 5	Den											
Nov 19	at Dal											
Nov 26	Chi											
Dec 3	at Sea											
Dec 10	at LAR											
Dec 17	at NYG											
Dec 25	Oak											
Dec 31	Dal											
Totals		7/4	26	21	0.0	2	9	0	0	299	58%	

COLLEGE HIGHLIGHTS

- Collected first-team All-Big 12 honors as a senior in 2016, when he tied for the NCAA lead with 8 INTs (also Florida State's **Tarvarus McFadden**). Returned an interception 54 yards for a TD in a win vs. Brigham Young (9/24/16)
- Played in 11 games as a junior in 2015, adding depth at cornerback and seeing action on special teams. Recorded his first-career INT with the Mountaineers in a win at Kansas (11/21/15)
- Prior to transferring to West Virginia, played at Nassau Community College (Garden City, NY). Named NJCAA All-American First Team and was selected as a PrepStar JUCO All-American after leading his team to a 10-0 record, No. 6 national ranking and a victory in the Valley of Sun Bowl in 2014

TRANSACTIONS

- 2017** Drafted by PHI in 3rd round (99th overall)
Signed 4-year contract



CAREER HIGHS

Total Tackles	6	2x - last: 9/24/17 vs. NYG
Solo Tackles	5	2x - last: 9/24/17 vs. NYG
INTs	1	2x - last 10/12/17 at Car.
PDs	3	10/12/17 at Car.

K JAKE ELLIOTT 4



5-9 | 167  **Rookie**

BORN: Jan. 21, 1995 (Age 22)



**La Grange,
Illinois**

**Lyons Township
High School**



Memphis

D5a-17 (153rd overall)

by Cincinnati

Acquired: PS-Cin-17

THREE STEP DROP

Hobbies: Golf

First job: Tennis instructor

Bucket list: Going to Australia.
“My best friend from college
is from there, so I am going
to try to visit him. I always
wanted to go there.”

If he could play another sport, what position/team:

Shortstop, Chicago Cubs

Player he models his game after: Fellow Memphis alum

Stephen Gostkowski

Favorite meal: Deep dish pizza

Favorite quote: “Success isn’t owned. It’s rented and rent
is due every day.”



Originally selected by the Bengals in the 5th round (153rd overall) of the 2017 NFL Draft, **Jake Elliott** was signed by the Eagles from Cincinnati’s practice squad following a Week 1 injury to **Caleb Sturgis**. In Week 3 vs. N.Y. Giants, Elliott connected on a franchise-record 61-yard FG to win the game, marking the longest FG ever by a rookie and tying for the 3rd-longest walk-off FG in NFL history. Elliott enjoyed a record-setting career at the University of Memphis and finished among the Top 10 in FBS scoring history by a kicker with 445 career points.

LONGEST FIELD GOAL

EAGLES ALL-TIME HISTORY

Jake Elliott (9/24/17)	61
Tony Franklin (11/12/79)	59
David Akers (9/14/03)	57

LONGEST GAME-ENDING FIELD GOAL

NFL HISTORY

Tom Dempsey (11/8/70)	63
Matt Bryant (10/22/06)	62
Jake Elliott (9/24/17)	61

CAREER HIGHLIGHTS

2017 - PHILADELPHIA EAGLES (7/0)

- Owns the franchise record for most 50+ yard FGs (5) in a single season
- Is tied with **Paul McFadden** in 1984 for the 2nd-most 40+ yard FGs (13) in Eagles single-season history, trailing only **David Akers** in 2004 (17)
- Made 12 consecutive FGs (46, 61, 45, 40, 53, 47, 36, 28, 50, 48, 50, 42), including 4 straight from 50+ yards, from Week 3-7. During that stretch, his FGs averaged 45.5 yards in distance
- Posted career highs with 4 FGs (45, 40, 53, 47) and 14 points at LAC (10/1/17). Became the first Eagles kicker to make 4 FGs of 40+ yards in a single game since **David Akers** on 10/3/04 at Chicago

K JAKE ELLIOTT 4



ELLIOTT'S CAREER STATISTICS													
Year	Team	GP	FG-FGA	Pct	Lg	Blk	XP-XPA	Pct	Blk	Pts	KOs	TB	ST
2017	Philadelphia	7	16-19	84.2	61	0	18-20	90.0	0	66	43	30	0
Totals		7	16-19	84.2	61	0	18-20	90.0	0	66	43	30	0

CAREER HIGHS		
Points	14	10/1/17 at LAC
FGs	4	10/1/17 at LAC
FG Attempts	4	10/1/17 at LAC
Longest FG	61	9/24/17 vs. NYG
Longest Attempt	61	9/24/17 vs. NYG
PATs	4	2x, last: 10/23/17 vs. Was.

REGULAR SEASON FG SPLITS			
	FG-FGA	Pct	Lg
vs. NFC	10-12	83.3%	61
vs. AFC	6-7	85.7%	53
Home	8-10	80.0%	61
Away	8-9	88.9%	53
Turf	--	---	--
Grass	16-19	84.2%	61
Indoors	--	---	--
Outdoors	16-19	84.2%	61
September	4-6	66.7%	61
October	12-13	92.3%	53
November	--	---	--
December	--	---	--
When Tied	3-3	100.0%	61

- Connected on a career-high 4 FGs from 45, 40, 53 and 47 yards in the 26-24 win at L.A. Chargers (10/1/17)
- Named **NFC Special Teams Player of the Week**, **Pepsi NFL Rookie of the Week** and **Castrol Edge Clutch Performer of the Week** for his game-winning effort in Week 3
- Kicked a game-winning, franchise-record 61-yard FG as time expired vs. NYG (9/24/17). Converted back-to-back FGs from 46 and 61 yards in the last 0:51 to erase a 24-21 deficit
- His 61-yard FG vs. NYG was the longest FG ever by a rookie and tied for the 7th-longest FG in NFL history, trailing only **Matt Prater** (64 on 12/8/13 vs. Ten.), **David Akers** (63 on 9/9/12 at GB), **Sebastian Janikowski** (63 on 9/12/11 at Den.), **Jason Elam** (63 on 10/25/98 vs. Jax.), **Tom Dempsey** (63 on 11/8/70 vs. Det.) and **Matt Bryant** (62 on 10/22/06 vs. Phi.). Also tied for the 3rd-longest game-ending FG in NFL history, behind Dempsey and Bryant
- Made his NFL debut at KC (9/17/17), converting 2 of 3 FG attempts from 34 and 40 yards. Booted the Eagles' first successful onside kick since 12/30/12 at NYG (**Alex Henery**)



COLLEGE HIGHLIGHTS

- First player in American Athletic Conference history to earn first-team all-league honors all four years
- Four-time Lou Groza Award semifinalist (top collegiate placekicker), including finalist recognition in 2015
- Totaled school-best 445 career points, topping **Stephen Gostkowski** (369) and **DeAngelo Williams** (362)
- Became the second player in school history to lead the team in scoring all four years, joining K **John Butler** (1986-89)

BIRDSEED

Elliott prepped at Lyons Township High School (La Grange, IL), which is located outside of Chicago. Elliott connected on 15 of 21 FGs as a senior, as well as 43 of 44 PATs, en route to being named All-Illinois First Team by the *Chicago Tribune*. As a junior, Elliott went 12 for 13 on FGs and 28 for 28 on PATs.

Elliott was named the 2016 American Athletic Conference Football Scholar-Athlete of the Year and received a \$2,000 scholarship for graduate or professional studies. Elliott was a seven-time Dean's List student, three-time AAC All-Academic Team member and was the recipient of Memphis' Zach Curlin Award as the school's top male student-athlete for 2016-17.



K JAKE ELLIOTT 4



2017 GAME-BY-GAME STATISTICS

Date	Opp		FG-FGA	Pct	Lg	Blk	XP-XPA	Pct	Blk	Pts	Kick By Kick
SIGNED BY EAGLES FROM BENGALS PRACTICE SQUAD (9/12/17)											
Sep 17	at KC	L	2-3	66.7	40	0	2-2	100.0	0	8	(34), 30WL, (40)
Sep 24	NYG	W	2-3	66.7	61	0	3-3	100.0	0	9	52WL, (46), (61)
Oct 1	at LAC	W	4-4	100.0	53	0	2-2	100.0	0	14	(45), (40), (53), (47)
Oct 8	Ari	W	2-2	100.0	36	0	4-4	100.0	0	10	(36), (28)
Oct 12	at Car	W	2-2	100.0	50	0	2-2	100.0	0	8	(50), (48)
Oct 23	Was	W	2-3	66.7	50	0	4-4	100.0	0	10	(50), (42), 45RU
Oct 29	SF	W	2-2	100.0	51	0	1-3	33.3	0	7	(40), (51)
Nov 5	Den										
Nov 19	at Dal										
Nov 26	Chi										
Dec 3	at Sea										
Dec 10	at LAR										
Dec 17	at NYG										
Dec 25	Oak										
Dec 31	Dal										
Totals			16-19	84.2	61	0	18-20	90.0	0	66	



- During his four seasons (2013-16) at Memphis, ranked 2nd among NCAA kickers in points (445), trailing only **Zane Gonzalez** (492). Also led the nation with 10 FGs of 50+ yards in that span
- Holds school record for longest FG (56 yards) and kicked 4 of the 5 longest FGs in program history (56, 54, 53, 53)
- Career kickoff yardage average was 63.7 yards
- In 2016, totaled 121 points, going 21 for 26 on FGs and 58 of 58 on PATs. Led the AAC in FGs made, FG percentage (80.8%) and PAT percentage (100.0%), while finishing second among kickers in scoring. Recorded eight double-digit scoring games. Recorded 64 touchbacks on 92 kickoffs (69.6%) and helped Memphis rank second in the nation in kick return defense (16.04 yards/return)

TRANSACTIONS

- 2017** Drafted by CIN in 5th round (153rd overall)
Signed 4-year contract
- 9/2/17** Waived by CIN
- 9/3/17** Signed by CIN to practice squad
- 9/12/17** Signed by PHI from CIN practice squad

TE ZACH ERTZ 86




6-5 | 250 **5th Year**
BORN: Nov. 10, 1990 (Age 26)

Danville, California
Monte Vista High School

S

Stanford
D2-13 (35th overall)
by Philadelphia



Originally selected by the Eagles in the 2nd round (35th overall) of the 2013 NFL Draft, **Zach Ertz** led the team in all receiving categories in 2016 after signing a 5-year contract extension during the offseason. An athletic and intelligent target, Ertz has produced the most receptions and receiving yards ever by an Eagles TE in their first four NFL seasons.

MOST RECEPTIONS

NFL TIGHT ENDS IN 2017

Travis Kelce (KC)	44
Zach Ertz (Phi.)	43
Jack Doyle (Ind.)	42

MOST RECEIVING YARDS

NFL TIGHT ENDS IN 2017

Travis Kelce (KC)	556
Zach Ertz (Phi.)	528
Rob Gronkowski (NE)	509

MOST RECEIVING TDS

NFL TIGHT ENDS IN 2017

Zach Ertz (Phi.)	6
Rob Gronkowski (NE)	5
Several players tied	4

THREE STEP DROP

Bucket list: **Skydiving**

Talent he'd most like to have:
The ability to read minds

'Welcome to the NFL' moment:
Seeing Michael Vick in a meeting

Favorite musician: **Jason Aldean**

Favorite TV shows: **Game of Thrones**
and Homeland

MULTIPLE GAMES WITH 13+ CATCHES & 100+ YDS

NFL TIGHT ENDS SINCE 1960

4			3
	JASON WITTEN	ZACH ERTZ	
3			2
	KELLEN WINSLOW SR.	TONY GONZALEZ	

40+ RECEPTIONS, 500+ YARD, 6+ TDS THROUGH 8 GAMES

EAGLES PLAYERS SINCE 2000



ZACH ERTZ
2017



JEREMY MACLIN
2014



TERRELL OWENS
2005



TERRELL OWENS
2004



ERTZ'S CAREER STATISTICS									
			RECEIVING					OFF SNAPS	
Year	Team	GP/S	No	Yards	Avg	Lg	TD	No	Pct
2013	Philadelphia	16/3	36	469	13.0	38	4	450	41%
2014	Philadelphia	16/5	58	702	12.1	35t	3	587	50%
2015	Philadelphia	15/7	75	853	11.4	60	2	790	68%
2016	Philadelphia	14/12	78	816	10.5	30	4	851	75%
2017	Philadelphia	8/7	43	528	12.3	53	6	478	86%
Totals		69/34	290	3368	11.6	60	19	---	---
PLAYOFFS									
2013	Philadelphia	1/0	3	22	7.3	15	1	23	40%
Totals		1/0	3	22	7.3	15	1	---	---
ADDITIONAL CAREER STATISTICS									
Fumbles/Lost: 3/3 - 2017 (1/1); 2015 (1/1); 2014 (1/1)									
Forced Fumbles: 1 - 11/22/15 vs. TB									

CAREER HIGHLIGHTS

- Since 2013, ranks 5th among NFL TEs with 290 receptions, trailing only **Greg Olsen** (317), **Jason Witten** (317), **Delanie Walker** (314) and **Jimmy Graham** (312)
- Ranks 5th among NFL TEs in receiving yards (3,368) since 2013, behind **Greg Olsen** (4,029), **Rob Gronkowski** (3,941), **Jimmy Graham** (3,901), **Delanie Walker** (3,673) and **Travis Kelce** (3,418)
- Ranks 2nd among NFL TEs in receptions (121) and receiving yards (1,344) since 2016, behind **Travis Kelce** (129-1,681) in each category. Is tied for the 2nd-most receiving TDs (10) by an NFL TE in that span, trailing only **Cameron Brate** (12)
- Has posted 98 receptions for 1,097 yards and 10 TDs in his last 16 games (dating back to Week 10 of 2016)
- Produced the most receptions (247) and receiving yards (2,840) by an Eagles TE in his first four NFL seasons

2017 - PHILADELPHIA EAGLES (8/7)

- Leads all NFL TEs in receiving TDs (career-high 6) and ranks 2nd in receptions (43) and receiving yards (528)

HIGH SCHOOL STANDOUT

Ertz graduated from Monte Vista HS (Danville, CA), where he was a first-team all-state selection as a senior after catching 56 passes for 756 yards and 14 TDs. In addition to garnering All-Northern California first-team honors from *NorCalPreps.com*, first-team All-Metro honors from the *San Francisco Chronicle*, All-East Bay honors from the *Contra Costa Times* and first-team All-East Bay Athletic League honors following his senior season, Ertz was named the 2008 *Cal-Hi Sports* North Coast Section Scholar Athlete of the Year.

Ertz also played high school basketball with Mark Appel, who was selected by the Houston Astros with the No. 1-overall pick in the 2013 MLB Draft and now plays in the Phillies organization. Their basketball team went 32-4 and lost in the NorCal finals. Ertz was a center and Appel was a small forward.

2017 GAME-BY-GAME STATISTICS										
Date	Opp	GP/S	Rec	Yds	Avg	Lg	TD	Snaps	Pct	
Sep 10	at Was	W	1/1	8	93	11.6	23	0	60	88%
Sep 17	at KC	L	1/1	5	97	19.4	53	0	60	83%
Sep 24	NYG	W	1/1	8	55	6.9	12	1	75	99%
Oct 1	at LAC	W	1/1	5	81	16.2	38	0	60	76%
Oct 8	Ari	W	1/1	6	61	10.2	14	1	57	85%
Oct 12	at Car	W	1/1	2	18	9.0	17t	2	49	79%
Oct 23	Was	W	1/0	5	89	17.8	46	1	53	82%
Oct 29	SF	W	1/1	4	34	8.5	14	1	64	91%
Nov 5	Den									
Nov 19	at Dal									
Nov 26	Chi									
Dec 3	at Sea									
Dec 10	at LAR									
Dec 17	at NYG									
Dec 25	Oak									
Dec 31	Dal									
Totals			8/7	43	528	12.3	53	6	478	86%

CAREER HIGHS		
Receptions	15	12/20/14 at Was.
Receiving Yards	152	1/3/16 at NYG
Receiving Long	60	1/3/16 at NYG
Receiving TDs	2	3x, last: 10/12/17 at Car.



THE NEWLYWEDS

Ertz and his wife, Julie, who is a star defender on the U.S. Women's National Soccer team, got married in the 2017 offseason. They couple was also featured in *ESPN Magazine's* "The Body Issue."



2016 GAME-BY-GAME STATISTICS										
Date	Opp	GP/S	Rec	Yds	Avg	Lg	TD	Snaps	Pct	
Sep 11	Cle	W	1/1	6	58	9.7	15	0	60	78%
Sep 19	at Chi	W	INACTIVE (RIB)							
Sep 25	Pit	W	INACTIVE (RIB)							
Oct 9	at Det	L	1/1	3	37	12.3	21	0	52	85%
Oct 16	at Was	L	1/1	1	22	22.0	22	0	46	88%
Oct 23	Min	W	1/1	1	14	14.0	14	0	48	83%
Oct 30	at Dal	L	1/1	4	19	4.8	11	0	63	81%
Nov 6	at NYG	L	1/1	8	97	12.1	30	0	62	83%
Nov 13	Atl	W	1/1	6	55	9.2	18	0	59	75%
Nov 20	at Sea	L	1/1	6	35	5.8	11	1	70	88%
Nov 28	GB	L	1/1	3	36	12.0	16	0	55	93%
Dec 4	at Cin	L	1/0	9	79	8.8	20	1	70	88%
Dec 11	Was	L	1/1	10	112	11.2	29	0	67	86%
Dec 18	at Bal	L	1/1	6	80	13.3	24	0	81	93%
Dec 22	NYG	W	1/1	2	33	16.5	19	0	48	86%
Jan 1	Dal	W	1/0	13	139	10.7	20t	2	70	92%
Totals			14/12	78	816	10.5	30	4	851	75%

2015 GAME-BY-GAME STATISTICS										
Date	Opp	GP/S	Rec	Yds	Avg	Lg	TD	Snaps	Pct	
Sep 14	at Atl	L	1/0	3	46	15.3	21	0	52	70%
Sep 20	Dal	L	1/0	3	17	5.7	9	0	40	65%
Sep 27	at NYJ	W	1/0	2	30	15.0	21	0	38	52%
Oct 4	at Was	L	1/1	2	11	5.5	7	0	38	68%
Oct 11	NO	W	1/0	5	60	12.0	21	0	56	67%
Oct 19	NYG	W	1/1	4	43	10.8	17	0	67	86%
Oct 25	at Car	L	1/1	5	63	12.6	24	0	75	90%
Nov 8	at Dal	W	1/1	5	44	8.8	27	0	59	81%
Nov 15	Mia	L	1/0	7	68	9.7	27	0	76	79%
Nov 22	TB	L	1/1	2	12	6.0	7	0	14	20%
Nov 26	at Det	L	0/0	INACTIVE (CONCUSSION)						
Dec 6	at NE	W	1/1	2	9	4.5	5t	1	53	87%
Dec 13	Buf	W	1/0	5	98	19.6	41	0	60	78%
Dec 20	Ari	L	1/0	8	78	9.8	22t	1	49	77%
Dec 26	Was	L	1/1	13	122	9.4	17	0	64	79%
Jan 3	at NYG	W	1/0	9	152	16.9	60	0	49	74%
Totals			15/7	75	853	11.4	60	2	790	68%

- Is the only Eagles TE since 1970 to record 6+ receiving TDs in the first 8 games of the season
- Since 2000, only three Eagles have registered 40+ receptions for 500+ yards and 6+ TDs through 8 games: Ertz in 2017 (43-528-6), **Jeremy Maclin** in 2014 (45-790-8) and **Terrell Owens** in 2005 (47-763-6) and 2004 (49-750-9)
- Ertz (6) and **Nelson Agholor** (5) are the fourth pair of Eagles since 1950 to reach record 5+ receiving TDs in the first 8 games of the same season, joining **Tommy McDonald** (6) and **Pete Retzlaff** (5) in 1961, **Pete Pihos** (5) and **Bill Stribling** (5) in 1955 and Pihos (7) and **Bobby Walston** (9) in 1954
- Leads the NFL in total red zone TDs (6)
- Has caught a TD pass in 4 consecutive games, becoming the first Eagles TE to accomplish that feat since **Charle Young** from 12/1/74-9/21/75 (also 4)
- Recorded his third career multi-TD game after catching 2 TDs in the 28-23 win at Car. (10/12/17)

100+ YARD GAMES (5)				
Date	Opponent	Yards	Rec	TDs
1/3/16	at New York Giants (W, 35-30)	152	9	0
1/1/17	vs. Dallas Cowboys (W, 27-13)	139	13	2
12/26/15	vs. Washington Redskins (L, 24-38)	122	13	0
12/20/14	at Washington Redskins (L, 24-27)	115	15	0
12/11/16	vs. Washington Redskins (L, 22-27)	112	10	0

MULTI-TOUCHDOWN GAMES (3)		
Date	Opponent	TDs
10/12/17	at Carolina Panthers (W, 28-23)	2
1/1/17	vs. Dallas Cowboys (W, 27-13)	2
12/1/13	vs. Arizona Cardinals (W, 24-21)	2



GREEN & SILVER SLUGGER

Ertz captured the Eagles annual batting practice competition title at Citizens Bank Park in 2016, winning a hotly-contested final round over fellow Eagles TE Trey Burton. Other participants were 2015 champion Jon Dorenbos, head coach Doug Pederson, Bennie Logan, Chris Maragos, Donnie Jones and Chase Daniel.

HOLIDAY SPIRIT

Ertz partners annually with Bringing Hope Home's Adopt-A-Family program during the holiday season and does all of a family's holiday shopping. He also hosts the family at a home game, where he hands out presents and gives a tour of the locker room.

BIRDSEED

Ertz is the son of Lisa and Douglas, and has three younger brothers: Shane, Nic and Jackson. Lisa is an office manager and legal assistant, and Doug is a software salesman. Ertz also has a Bernese Mountain dog named Apollo.

His father, Douglas, played football at Lehigh University from 1981-84 and his uncle, Davis, played baseball at the University of Vermont from 1970-72.

Ertz earned his bachelor's degree in management science and engineering at Stanford.

QB NICK FOLES 9



6-6 | 243 **6th Year**
BORN: Jan. 20, 1989 (Age 28)



Arizona
D3-12 (88th overall)
by Philadelphia
Acquired: FA (KC) 2017



Originally a 3rd-round draft choice (88th overall) by the Eagles in the 2012 NFL Draft, **Nick Foles** spent the first three seasons of his pro career with Philadelphia prior to stints with St. Louis (2015) and Kansas City (2016). The Eagles' all-time leader in passer rating (94.2), Foles has completed 776-of-1,285 (60.4%) attempts for 9,215 yards, 56 TDs and an 88.2 passer rating in 43 career games (36 starts).

7 PASSING TDs

NFL SINGLE-GAME HISTORY



DREW BREEES
11/1/15 vs. NYG




NICK FOLES
11/3/13 at Oak.



PEYTON MANNING
9/5/13 vs. Bal.



JOE KAPP
9/28/69 vs. Bal.



Y.A. TITTLE
10/28/62 vs. Was.



GEORGE BLANDA
11/19/61 vs. NYT



ADRIAN BURK
10/17/54 at Was.



SID LUCKMAN
11/43/43 at NYG

PASSER RATING

EAGLES ALL-TIME HISTORY

94.2 Nick Foles (2012-14, 17)

87.7 Michael Vick (2009-13)

86.5 Donovan McNabb (1999-2009)

27-2

Foles enjoyed a breakout season in 2013, throwing 27 TDs against 2 INTs for a 119.2 passer rating.

His 13.5 TD-INT ratio in 2013 ranks 2nd in NFL single-season history, trailing only Tom Brady in 2016 (14.0 - 28 TDs, 2 INTs).

His 19 TDs to start a season without an INT were the 2nd-most in NFL history, behind Peyton Manning (20 in 2013).

Became the first Eagle to lead the league in passer rating since Tommy Thompson in 1949.

CAREER HIGHLIGHTS

- Produced a 94.2 passer rating with the Eagles from 2012-14, which ranks 1st in all-time team history (min. 500 attempts)
- Also owns the 3rd-best career completion percentage (61.6%) in Eagles history, trailing only **Sam Bradford** (65.0%) and **Carson Wentz** (62.2%) (min. 500 attempts)

2016 - KANSAS CITY CHIEFS (3/1)

- Saw action in three games (one start) as a back-up to QB **Alex Smith**. Completed 36-of-55 (65.5%) attempts for 410 yards, 3 TDs, 0 INTs and a 105.9 passer rating

2015 - ST. LOUIS RAMS (11/11)

- Started a career-high 11 games
- Tied a career-long with a 68-yard pass to **Stedman Bailey** at GB (10/11/15)

QB NICK FOLES 9



FOLES' CAREER STATISTICS

			PASSING										RUSHING					OFF SNAPS	
Year	Team	GP/S	Att	Cmp	Pct	Yds	Y/A	TD	Int	Lg	Sk/Yd	Rate	Att	Yds	Avg	Lg	TD	No	Pct
2012	Philadelphia	7/6	265	161	60.8	1699	6.4	6	5	46	20/131	79.1	11	42	3.8	14	1	454	40%
2013	Philadelphia	13/10	317	203	64.0	2891	9.1	27	2	63t	28/173	119.2	57	221	3.9	21	3	702	64%
2014	Philadelphia	8/8	311	186	59.8	2163	7.0	13	10	68t	9/74	81.4	16	68	4.3	14	0	545	46%
2015	St. Louis	11/11	337	190	56.4	2052	6.1	7	10	68	14/98	69.0	17	20	1.2	10	1	653	68%
2016	Kansas City	3/1	55	36	65.5	410	7.5	3	0	49	4/34	105.9	4	-4	-1.0	-1	0	106	10%
2017	Philadelphia	1/0	0	0	---	0	--	0	0	--	0/0	---	2	-2	-1.0	-1	0	9	2%
Totals		43/36	1285	776	60.4	9215	7.2	56	27	68t	75/510	88.1	107	345	3.2	21	5	---	---
PLAYOFFS																			
2013	Philadelphia	1/1	33	23	69.7	195	5.9	2	0	40	2/19	105.0	1	3	3.0	3	0	58	100%
2016	Kansas City	0/0	0	0	---	0	---	0	0	--	0/0	---	0	0	---	--	0	---	---
Totals		1/1	33	23	69.7	195	5.9	2	0	40	2/19	105.0	1	3	3.0	3	0	---	---
ADDITIONAL CAREER STATISTICS																			
Fumbles/Lost: 21/10 - 2012 (8/3); 2013 (4/2); 2014 (4/3); 2015 (5/2)																			

CAREER HIGHLIGHTS (Continued)

2014 - PHILADELPHIA EAGLES (8/8)

- Posted his third career 400+ yard performance (411) while setting career highs with 62 attempts and 36 completions at Ari. (10/26/14)
- Became the sixth QB since 1950 to throw for 320+ yards in each of the first three games of the season (322 - 9/7/14 vs. Jax.; 331 - 9/15/14 at Ind.; 325 - 9/21/14 vs. Was.), joining **Drew Brees** (2013), **Robert Griffin III** (2013), **Tom Brady** (2011), **Kurt Warner** (2000) and **Drew Bledsoe** (1994)
- Threw for 322 yards, including a career-long, 68-yard TD pass to **Jeremy Maclin**, in a comeback win vs. Jax. (9/7/14)

2013 - PHILADELPHIA EAGLES (13/10, Playoffs: 1/1)

- Enjoyed a breakout season in 2013, completing 203-of-317 (64.0%) attempts for 2,891 yards, 27 TDs, 2 INTs and a 119.2 passer rating in only 10 starts. Earned a spot in the **2014 Pro Bowl** and was named the game's Most Valuable Player



BORN INTO FOOTBALL

Growing up in Austin, TX, Foles claims he has been in a football-thirsty environment his whole life. "High school football was the big thing growing up in Austin. Friday Night Lights, the whole deal. I was thrown right in it and loved it."

In fact, there is a baby picture of Foles after he was born with a football in his hands. "It's actually pretty funny because in that picture I'm using the same grip on the ball as I do now."

BIRDSEED

Foles married his wife, Tori, in the 2014 offseason. Tori played volleyball at Arizona and is the sister of former Eagles TE Evan Moore. Foles is the son of Larry and Melissa, who both are in the restaurant business. He has two sisters: Lacey and Katie.

Foles was a roommate of Brent Celek's brother, Garrett, as a freshman at Michigan State.

DUAL-SPORT ATHLETE

Foles starred at Westlake HS (Austin, TX), where he set school career records for passing yards (5,658) and TDs (56), breaking marks previously held by Drew Brees. Foles was teammates with Ravens K Justin Tucker at Westlake.

Additionally, Foles was also a three-year starter and two-time MVP for Westlake's basketball team, averaging 15 points and 11 rebounds in 2005-06 while earning all-district honors. He was recruited by numerous Division I basketball programs.

STILL MENTORING

While at Arizona, Foles served as a mentor to four brothers (Aaron, Jose, Chris and Anthony) from an underprivileged home in Tucson. "I'd spend time with them every weekend. It was a great experience for me. I still mentor and talk to them and help them in any way I can."

QB NICK FOLES 9



2017 GAME-BY-GAME STATISTICS

Date	Opp	GP/S	PASSING										RUSHING					SNAPS		
			Att	Cmp	Pct	Yds	Y/A	TD	Int	Lg	Sk/Yds	Rat	Att	Yds	Avg	Lg	TD	No	Pct	
Sep 10	at Was	W	DID NOT PLAY																	
Sep 17	at KC	L	DID NOT PLAY																	
Sep 24	NYG	W	DID NOT PLAY																	
Oct 1	at LAC	W	DID NOT PLAY																	
Oct 8	Ari	W	DID NOT PLAY																	
Oct 12	at Car	W	DID NOT PLAY																	
Oct 23	Was	W	DID NOT PLAY																	
Oct 29	SF	W	1/0	0	0	---	0	--	0	0	--	0/0	---	2	-2	-1.0	-1	0	9	13%
Nov 5	Den																			
Nov 19	at Dal																			
Nov 26	Chi																			
Dec 3	at Sea																			
Dec 10	at LAR																			
Dec 17	at NYG																			
Dec 25	Oak																			
Dec 31	Dal																			
Totals			1/0	0	0	---	0	--	0	0	--	0/0	---	2	-2	-1.0	-1	0	9	2%

CAREER HIGHS

Pass Attempts	62	10/26/14 at Ari.
Completions	36	10/26/14 at Ari.
Passing Yards	428	12/15/13 at Min.
Yards/Attempt	14.5	11/3/13 at Oak.
Passing Long	68	2x, last: 10/11/15 at GB
Passing TDs	7	11/3/13 at Oak.
Completion %	84.0	12/22/13 vs. Chi.
Passer Rating	158.3	11/3/13 at Oak.
Rush Attempts	9	2x, last: 12/1/13 vs. Ari.
Rushing Yards	47	11/17/13 vs. Was.
Rushing Long	21	12/15/13 at Min.
Rushing TDs	1	5x, last: 9/13/15 vs. Sea.

300+ YARD GAMES (8)

Date	Opponent	Yards
12/15/13	at Minnesota Vikings (L, 30-48)	428
10/26/14	at Arizona Cardinals (L, 20-24)	411
11/3/13	at Oakland Raiders (W, 49-20)	406
12/9/12	at Tampa Bay Buccaneers (W, 23-21)	381
12/23/12	vs. Washington Redskins (L, 20-27)	345
9/15/14	at Indianapolis Colts (W, 30-27)	331
9/21/14	vs. Washington Redskins (W, 37-34)	325
9/7/14	vs. Jacksonville Jaguars (W, 34-17)	322

CAREER HIGHLIGHTS (Continued)

- Produced the best TD-INT ratio (27 TDs, 2 INTs) in NFL history in 2013. Is the only player in NFL history to record 20+ TDs with fewer than 2 INTs. Joined **Tom Brady** (36 TDs, 4 INTs in 2010) as the only QBs in NFL history to register 25+ TDs with fewer than 5 INTs in a single season
- Posted the 3rd-lowest INT percentage (0.63) in NFL history in 2013. His 19 TDs to start a season without an INT were the 2nd-most in NFL history, behind **Peyton Manning** (20 in 2013). Set an Eagles franchise record with 237 attempts without an INT (12/23/12-12/8/13)
- Also led the NFL in passer rating (119.2), yards per attempt (9.1) and TD percentage (8.5) in 2013. Became the first Eagle to lead the league in passer rating since **Tommy Thompson** in 1949
- His nine games with a 100+ passer rating in 2013 tied a franchise record (**Donovan McNabb** in 2004) and ranked 2nd in the NFL, trailing only **Peyton Manning** (10)
- In his first career playoff start vs. NO (1/4/14), completed 69.7% (23-of-33) of his passes for 195 yards, 2 TDs and a 105.0 passer rating
- Helped the Eagles clinch the NFC East title with a 124.4 passer rating at Dal. (12/29/13). Completed 17-of-26 (65.4%) attempts for 263 yards and 2 TDs
- Set a franchise record with an 84.0% (21-of-25) completion percentage vs. Chi. (12/22/13), along with 230 yards, 2 TDs and a 131.7 passer rating
- Threw for a career-high 428 yards at Min. (12/15/13)

LB NATHAN GERRY 47



6-2 | 218 **Rookie**
BORN: Feb. 23, 1995 (Age 22)

**Sioux Falls,
South Dakota**

**Washington
High School**



Nebraska

**D5b-17 (184th overall)
by Philadelphia**

MOST INTERCEPTIONS

NCAA SAFETIES (2014-16)

14 Gerod Holliman (Louisville)

14 Xavier Woods (Louisiana Tech)

13 Nathan Gerry (Nebraska)

13 Dylan Haines (Texas)

THREE STEP DROP

First job: Host at Famous Daves

Prized possession: His mom

**Best player he ever lined up against:
Detroit Lions RB Ameer Abdullah**

**Player he models his game after:
Minnesota Vikings S Harrison Smith**

Moment left star struck:

“My first preseason game. I was on the sidelines and Green Bay made a play on our sideline and I was like, ‘Oh wow, that’s Clay Matthews.’ That was probably the first one that I was really star struck by.”

Favorite quote:

“A winner never quits and a quitter never wins.”



Nathan Gerry was selected by the Eagles in the 5th round (184th overall) of the 2017 NFL Draft following an impressive collegiate career as a safety at the University of Nebraska. Gerry, who converted to linebacker when he was drafted by Philadelphia, totaled 273 tackles (163 solo), 19.0 TFL, 19 PDs, 13 INTs, 3 FFs and 2.0 sacks in 50 games (40 starts) with the Cornhuskers. As a senior in 2016, the South Dakota native was a Bednarik Award semifinalist, earned All-America recognition and was named first-team All-Big Ten.

BIRDSEED

- Is the son of Kelli and Brian Gerry. Majored in sociology at Nebraska. During college, volunteered his time with team hospital visits, Big Brothers/Big Sisters and Uplifting Athletes
- Helped lead Washington (SD) High School’s football team to a 48-3 record and three state championships. Was a two-way starter, playing running back and wide receiver. Also handled kicking and punting duties as a senior
- Also a track standout in high school. Won his second straight 200-meter state title as a senior as well as the 100-meter event. Set the state record in the 200 meters with a time of 21.52

CAREER HIGHLIGHTS

- Played in his first NFL game vs. Was. (10/23/17) after being called up from the Eagles practice squad on Oct. 19, 2017

COLLEGE HIGHLIGHTS

- In 2016, was named a Bednarik Award semifinalist, earned All-America recognition and was named first-team All-Big Ten following a strong senior season
- Played in 11 games (all starts) as a senior and finished 2nd on the team with 74 tackles (47 solo). Had six games with at least 7 tackles, including a pair of 9-tackle performances. Added 4 INTs for the third-consecutive season

LB NATHAN GERRY 47



GERRY'S CAREER STATISTICS

Year	Team	GP/S	TACKLES					PASS DEFENSE					FUMBLES			DEF SNAPS		ST		
			Total	Solo	Asst	TFL	Sacks	Int	Yds	Lg	TD	PD	Hur	FF	FR	Yds	No	Pct	No	
2017	Philadelphia	2/0	0	0	0	0.0	0.0	0	0	--	0	0	0	0	0	0	0	0	0%	0
Totals		2/0	0	0	0	0.0	0.0	0	0	--	0	0	0	0	0	0	0	---	---	0

COLLEGE HIGHLIGHTS (Continued)

- Started every game as a junior in 2015 and led the Huskers with 79 tackles and 4 INTs. Posted eight outings with at least 6 tackles. Voted third-team All-Big Ten by the media
- Earned Honorable Mention All-Big Ten accolades from the league's coaches as a sophomore in 2014. Started every game and led Nebraska with a career-high 5 INTs, all in Big Ten games
- Capped the regular season with a career-high 15 tackles and an INT at Iowa (11/28/14) to earn Big Ten Defensive Player of the Week honors



TRANSACTIONS

- 2017** Drafted by PHI in 5th round (184th overall)
Signed 4-year contract
- 9/2/17** Waived by PHI
- 9/4/17** Signed by PHI to the practice squad
- 10/19/17** Signed by PHI from practice squad to active roster

2017 GAME-BY-GAME STATISTICS

Date	Opp	GP/S	Tot	Solo	Sk	Int	PD	FF	FR	Snaps	Pct
SIGNED BY EAGLES FROM PRACTICE SQUAD TO ACTIVE ROSTER (10/19)											
10/23	Was	W	1/0	0	0	0.0	0	0	0	0	0%
10/29	SF	W	1/0	0	0	0.0	0	0	0	0	0%
11/5	Den										
11/19	at Dal										
11/26	Chi										
12/3	at Sea										
12/10	at LAR										
12/17	at NYG										
12/25	Oak										
12/31	Dal										
Totals			2/0	0	0	0.0	0	0	0	0	0%

WR SHELTON GIBSON 18



5-11 | 191 **Rookie**
BORN: March 20, 1995 (Age 22)

Cleveland, Ohio
Cleveland Heights High School

West Virginia
D5a-17 (166th overall)
by Philadelphia



Shelton Gibson was selected by the Eagles in the 5th round (166th overall) of the 2017 NFL Draft. Gibson, who excelled as a receiver and kick returner during his three-year career at West Virginia, earned second-team All-Big 12 honors after totaling 43 receptions for 951 yards (22.1 avg.) and 8 TDs as a junior in 2016. In his sophomore campaign in 2015, Gibson registered 37 catches for 887 yards (24.0 avg.) and a career-high 9 TDs.

RECEIVING AVERAGE

NCAA PLAYERS (2015-16)

Jalen Robinette	26.2
Shelton Gibson	23.0
Mack Hollins	22.9
Chris Moore	21.8
Bryce Treggs	21.2

BIRDSEED

- Is the son of Shalett and Shelton Gibson. Has four siblings. Majored in multidisciplinary studies at West Virginia
- Prepped at Cleveland Heights HS (Cleveland, OH), where he finished with 700 receiving yards as a senior while scoring as a receiver, rusher, kickoff returner, punt returner and passed for a TD. Named No. 6 on the 2012 Cleveland Plain Dealer Top 50 Northeast Ohio football players. Also played in the U.S. Army All-American Bowl
- Grabbed 27 passes for 518 yards and 4 TDs as a junior in 2011. Recorded 45 receptions for 532 yards and 21 TDs as a sophomore
- Also lettered in track and field, participating in sprints and relays

Among NCAA players with at least 20.0 yards per reception from 2015-16 (min. 40 receptions), Gibson ranks 1st with 17 TDs.

COLLEGE HIGHLIGHTS

- Appeared in 38 games during his three-year career at West Virginia, where he amassed 84 receptions for 1,898 yards (22.6 avg.) and 17 TDs. Also had 53 kickoff returns for 1,244 yards (23.5 avg.) and 1 TD, including a 100-yard kick return TD
- Ranked 4th in the nation with 22.1 yards per reception as a junior in 2016, trailing only **Jalen Robinette** (27.4, Air Force), **Jester Weah** (24.2, Pittsburgh) and **Jaylen Smith** (22.2, Louisville). Registered career highs in receptions (43) and receiving yards (951) en route to second-team All-Big 12 honors
- Earned All-Big 12 Honorable Mention as a sophomore in 2015 after ranking 2nd in the nation with 23.97 yards per reception, trailing only current Eagles teammate **Mack Hollins** (24.8, North Carolina). Produced 37 catches for 887 yards and a career-high 9 TDs. Returned 11 kickoffs for 361 yards (32.8 avg.), including a 100-yard TD at Baylor (10/17/15)

WR SHELTON GIBSON 18



2017 GAME-BY-GAME STATISTICS										
Date	Opp	GP/S	Rec	Yds	Avg	Lg	TD	Snaps	Pct	
9/10	at Was	W	0/0						INACTIVE	
9/17	at KC	L	0/0						INACTIVE	
9/24	NYG	W	0/0						INACTIVE	
10/1	at LAC	W	0/0						INACTIVE	
10/8	Ari	W	0/0						INACTIVE	
10/12	at Car	W	0/0						INACTIVE	
10/23	Was	W	0/0						INACTIVE	
10/29	SF	W	0/0						INACTIVE	
11/5	Den									
11/19	at Dal									
11/26	Chi									
12/3	at Sea									
12/10	at LAR									
12/17	at NYG									
12/25	Oak									
12/31	Dal									
Totals			0/0	0	0	---	--	0	0	0%



GIBSON'S CAREER STATISTICS										
			RECEIVING					OFF SNAPS		ST
Year	Team	GP/S	No	Yards	Avg	Lg	TD	No	Pct	T
2017	Philadelphia	0/0	0	0	---	--	0	0	0%	0
Totals		0/0	0	0	---	--	0	---	---	0

TRANSACTIONS

2017 Drafted by PHI in 5th round (166th overall)
Signed 4-year contract

LB NAJEE GOODE 52



6-0 | 244  **6th Year**
BORN: June 4, 1989 (Age 28)


Cleveland, Ohio
Benedictine High School



West Virginia
D5-12 (140th overall)
by Tampa Bay
Acquired: W (TB) 2013



Najee Goode provides the Eagles with quality depth at linebacker and is a standout on special teams. In 2016, Goode recorded 12 special teams tackles to finish second on the team. The year before, Goode rebounded from a pectoral injury suffered in 2014, to play 349 snaps on special teams (70 percent) and finish third on the team in special teams tackles (12). A two-time team captain at West Virginia, Goode finished his college career with 157 tackles, including 22.5 TFLs, 8.0 sacks, 2 INTs, 2 FFs and 2 FRs.

SPECIAL TEAMS TACKLES

EAGLES PLAYERS SINCE 2015

Chris Maragos	35
Trey Burton	29
Najee Goode	28

EAGLES PLAYERS IN 2016

Chris Maragos	13
Najee Goode	12
Mychal Kendricks	9

THREE STEP DROP

Hobbies: Drawing and working on cars

Best player he has faced: Tom Brady

Funniest Eagle: Lane Johnson

If he could play another sport:
Striker for Manchester United

Bucket list: H.A.L.O. jump -- a 30,000 ft. skydive at a small landing target

First job: Worked at a cheese factory where he packed and wrapped cheese

Strangest food he likes to eat: Sardines with jalapenos and pineapple

Favorite athlete as a kid: His father, John Goode

Favorite athlete to watch now: Usain Bolt

CAREER HIGHLIGHTS

2016 - PHILADELPHIA EAGLES (16/0)

- Finished 2nd on the Eagles with 12 special teams tackles. Tallied an Eagles single-game season-high 3 special teams tackles at NYG (11/6/16)

2015 - PHILADELPHIA EAGLES (14/0)

- Despite signing to the Eagles 53-man roster in Week 3, finished the year ranked 3rd with 12 special teams tackles
- Scored second TD of his career when he returned a blocked punt by S **Chris Maragos** for a score at NE (12/6/15). His TD tied the game at 14-14 before halftime and helped propel the Birds to a 35-28 win over the previously 10-1 Patriots



GOODE'S CAREER STATISTICS

			TACKLES					PASS DEFENSE					FUMBLES			DEF SNAPS		ST	
Year	Team	GP/S	Total	Solo	Asst	TFL	Sacks	Int	Yds	Lg	TD	PD	Hur	FF	FR	Yds	No	Pct	No
2012	Tampa Bay	3/0	0	0	0	0.0	0.0	0	0	--	0	0	0	0	0	0	3	0%	0
2013	Philadelphia	14/1	18	11	7	0.0	1.0	0	0	--	0	2	0	0	1	2	190	16%	8
2014	Philadelphia	1/0	0	0	0	0.0	0.0	0	0	--	0	0	0	0	0	0	0	0%	0
2015	Philadelphia	14/0	5	5	0	0.0	0.0	0	0	--	0	1	0	0	0	0	37	3%	12
2016	Philadelphia	16/0	0	0	0	0.0	0.0	0	0	--	0	0	0	0	0	0	2	0%	12
2017	Philadelphia	8/1	5	3	2	0.0	0.0	0	0	--	0	0	0	0	0	0	76	15%	4
Totals		56/2	28	19	9	0.0	1.0	0	0	--	0	3	0	0	1	2	---	---	36

PLAYOFFS																			
2013	Philadelphia	1/0	0	0	0	0.0	0.0	0	0	--	0	0	0	0	0	0	0	0%	0
Totals		1/0	0	0	0	0.0	0.0	0	0	--	0	0	0	0	0	0	---	---	0

CAREER HIGHLIGHTS (Continued)

2013 - PHILADELPHIA EAGLES (14/1, Playoffs: 1/0)

- Recorded his first-career sack, taking down Redskins QB **Robert Griffin III** in his first-career start vs. Was. (11/17/13). Also notched six tackles and two passes defended in the contest
- Recovered a mishandled long snap at the Giants 2-yard line and ran it in for his first-career touchdown vs. NYG (10/27/13)

TOUCHDOWNS

Date	Opponent	TDs
12/6/15	at New England Patriots (W, 35-28)	Blocked Punt
10/27/13	vs. New York Giants (L, 7-15)	Fumble Recovery

CAREER HIGHS

Total Tackles	6	11/17/13 vs. Was.
Solo Tackles	5	11/17/13 vs. Was.



BORN TO BE A BIRD

Najee and his father, John Goode, are the first father-son duo to take snaps for the Eagles. John played in 14 games for the Eagles in 1985. Said Najee: "When I signed with the Eagles my father told me that the fans are extremely passionate about their sports. He said I should enjoy the moment and just make plays ... I was 4 years old and I knew the Eagles chant - E-A-G-L-E-S, EAGLES! I used to hear my dad do it all the time."

BIRDSEED

Goode attended Benedictine High School in Cleveland where he was a dual-threat QB and a LB. He also lettered in track and field, where he won the Division II state title in the discus with a school-record toss of 172'01."

Goode is the son of Fatimah and John Goode. His first child, daughter, Lillianna, was born in June 2016. He also has a dog named Titan. Goode earned his degree in industrial engineering.

VeePiO VENTURE

Goode serves as an advisor for a tech company called VeePiO which functions as the world's first real-time monetization platform for interactive social video. VeePiO allows content creators to make interactive videos that reveal pictures, comments, and the ability to purchase anything a viewer sees - simply by touching or clicking the screen. For more information visit: veep.io.

BOUNCING BACK

Goode's football career almost ended before it began after he broke his femur as a freshman in high school. "I remember it to this day," said Goode. "It was on a screen play. The doctors told me I would never be able to play football again because the injury was right on my growth plate." After surgery and months of rehab, Goode beat the odds and returned to the field for the end of his sophomore season. "That year sitting out was very tough for me. I'm just so happy everything worked out."

LB NAJEE GOODE 52



2017 GAME-BY-GAME STATISTICS

Date	Opp	GP/S	Tot	Solo	Sk	Int	PD	FF	FR	Snaps	Pct
9/10	at Was	W	1/0	0	0	0.0	0	0	0	0	0%
9/17	at KC	L	1/0	0	0	0.0	0	0	0	1	2%
9/24	NYG	W	1/0	0	0	0.0	0	0	0	12	17%
10/1	at LAC	W	1/0	0	0	0.0	0	0	0	0	0%
10/8	Ari	W	1/0	0	0	0.0	0	0	0	8	13%
10/12	at Car	W	1/0	0	0	0.0	0	0	0	5	6%
10/23	Was	W	1/1	5	3	0.0	0	0	0	49	77%
10/29	SF	W	1/0	0	0	0.0	0	0	0	1	2%
11/5	Den										
11/19	at Dal										
11/26	Chi										
12/3	at Sea										
12/10	at LAR										
12/17	at NYG										
12/25	Oak										
12/31	Dal										
Totals			8/1	5	3	0.0	0	0	0	76	15%

2016 GAME-BY-GAME STATISTICS

Date	Opp	GP/S	Tot	Solo	Sk	Int	PD	FF	FR	Snaps	Pct
Sep 11	Cle	W	1/0	0	0	0.0	0	0	0	1	2%
Sep 19	at Chi	W	1/0	0	0	0.0	0	0	0	0	0%
Sep 25	Pit	W	1/0	0	0	0.0	0	0	0	1	2%
Oct 9	at Det	L	1/0	0	0	0.0	0	0	0	0	0%
Oct 16	at Was	L	1/0	0	0	0.0	0	0	0	0	0%
Oct 23	Min	W	1/0	0	0	0.0	0	0	0	0	0%
Oct 30	at Dal	L	1/0	0	0	0.0	0	0	0	0	0%
Nov 6	at NYG	L	1/0	0	0	0.0	0	0	0	0	0%
Nov 13	Atl	W	1/0	0	0	0.0	0	0	0	0	0%
Nov 20	at Sea	L	1/0	0	0	0.0	0	0	0	0	0%
Nov 28	GB	L	1/0	0	0	0.0	0	0	0	0	0%
Dec 4	at Cin	L	1/0	0	0	0.0	0	0	0	0	0%
Dec 11	Was	L	1/0	0	0	0.0	0	0	0	0	0%
Dec 18	at Bal	L	1/0	0	0	0.0	0	0	0	0	0%
Dec 22	NYG	W	1/0	0	0	0.0	0	0	0	0	0%
Jan 1	Dal	W	1/0	0	0	0.0	0	0	0	0	0%
Totals			16/0	0	0	0.0	0	0	0	2	0%

2015 GAME-BY-GAME STATISTICS

Date	Opp	GP/S	Tot	Solo	Sk	Int	PD	FF	FR	Snaps	Pct
SIGNED TO THE EAGLES 53-MAN ROSTER (9/22)											
Sep 27	at NYJ	W	1/0	1	1	0.0	0	0	0	4	5%
Oct 4	at Was	L	1/0	0	0	0.0	0	0	0	0	0%
Oct 11	NO	W	1/0	3	3	0.0	0	0	0	14	20%
Oct 19	NYG	W	1/0	1	1	0.0	0	1	0	8	12%
Oct 25	at Car	L	1/0	0	0	0.0	0	0	0	1	2%
Nov 8	at Dal	W	1/0	0	0	0.0	0	0	0	0	0%
Nov 15	Mia	L	1/0	0	0	0.0	0	0	0	0	0%
Nov 22	TB	L	1/0	0	0	0.0	0	0	0	0	0%
Nov 26	at Det	L	1/0	0	0	0.0	0	0	0	0	0%
Dec 6	at NE	W	1/0	0	0	0.0	0	0	0	0	0%
Dec 13	Buf	W	1/0	0	0	0.0	0	0	0	0	0%
Dec 20	Ari	L	1/0	0	0	0.0	0	0	0	0	0%
Dec 26	Was	L	1/0	0	0	0.0	0	0	0	0	0%
Jan 3	at NYG	W	1/0	0	0	0.0	0	0	0	10	12%
Totals			14/0	5	5	0.0	0	1	0	37	3%

2014 GAME-BY-GAME STATISTICS

Date	Opp	GP/S	Tot	Solo	Sk	Int	PD	FF	FR	Snaps	Pct
Sep 7	Jax	W	1/0	0	0	0.0	0	0	0	0	0%
PLACED ON INJURED RESERVE (PECTORAL) ON 9/9											
Totals			1/0	0	0	0.0	0	0	0	0	0%

COLLEGE HIGHLIGHTS

- Appeared in a West Virginia-record 52 games (25 starts) and totaled 157 tackles, 22.5 TFLs, 8.0 sacks, 2 INTs, 2 FFs and 2 FRs. Served as team captain as a junior and a senior
- Earned first-team All-Big East accolades following his senior season and led the team with 87 tackles and 15 TFLs, while finishing 3rd on the team in sacks with 5.0. Also recorded 1 FF, 1 FR and 2 INTs
- Played in 12 games (11 starts) as a junior and ranked eighth on the team with 47 tackles, including 8.5 tackles for loss
- Saw action in all 13 games (one start) as a sophomore, finishing the season with 11 tackles
- Appeared in 13 games as a redshirt freshman in 2008 and recorded 12 tackles

TRANSACTIONS

- 2012** Drafted by TB in 5th round (140th overall)
Signed 4-year contract
- 9/1/13** Waived by TB
- 9/2/13** Acquired off waivers by PHI
- 9/9/14** Placed on Injured Reserve (torn pectoral)
- 9/5/15** Waived by PHI
- 9/22/15** Signed by PHI to 1-year contract
- 2/10/16** Re-signed by PHI 1-year contract
- 9/3/16** Released by PHI
- 9/10/16** Re-signed by PHI
- 3/9/17** Signed by PHI to 1-year contract

DE BRANDON GRAHAM 55



6-2 | 265 **8th Year**
BORN: April 3, 1988 (Age 29)

AP
2016

**Detroit,
 Michigan**

**Crockett
 Vocational
 Technical** ★



Michigan

**D1-10 (13th overall)
 by Philadelphia**

2016 DISRUPTIONS

**COMBINED SACKS, HURRIES &
 QB KNOCKDOWNS**



**BRANDON
 GRAHAM**
78.0



**AARON
 DONALD**
76.5



**GENO
 ATKINS**
76.0

THREE STEP DROP

- Bucket list: Drive a NASCAR car**
- First jersey: Dave Bing, Detroit Pistons**
- First job: Working the grill at McDonald's**
- Favorite Halloween costume: Batman, when he was 10 years old**
- Favorite movie: Equalizer**
- Favorite book: *New Money: Staying Rich* by Phillip Buchanon**
- Favorite quote: "Those who stay, will be champions." - Bo Schembechler**



Originally selected by Philadelphia with the 13th-overall pick in the 2010 NFL Draft, **Brandon Graham** is the longest-tenured member of the Eagles defense. In 2016, Graham was named second-team All-Pro by the *Associated Press* and was voted a first alternate to the Pro Bowl after leading the league with 78 combined sacks, hurries and QB knockdowns (according to *Stats LLC*).

FORCED FUMBLES

NFL PLAYERS SINCE 2014

Lavonte David (TB)	13
Jamie Collins (Cle.)	12
Cameron Wake (Mia.)	12
Chandler Jones (Ari.)	11
Ryan Kerrigan (Was.)	11
Brandon Graham (Phi.)	10
Melvin Ingram (LAC)	10
Julius Peppers (Car.)	10
Robert Quinn (LAR)	10

Graham has registered **multiple FFs in three straight seasons (2014-16)**, including a **career-high 4 FFs in 2014**.

CAREER HIGHLIGHTS

- Is tied for the 5th-most FFs (10) in the NFL since 2014, trailing only **Jamie Collins** (12), **Lavonte David** (12), **Cameron Wake** (12) and **Chandler Jones** (11)

2017 - PHILADELPHIA EAGLES (8/8)

- Leads the Eagles with 5.0 sacks. Has recorded 5.0+ sacks in each of the last four seasons
- Recorded his 7th-career multi-sack game (2.0), including a strip-sack that led to a 20-yard fumble recovery TD by **Fletcher Cox** at Was. (9/10/17)

DE BRANDON GRAHAM 55



GRAHAM'S CAREER STATISTICS

Year	Team	GP/S	TACKLES					PASS DEFENSE						FUMBLES			DEF SNAPS		ST
			Total	Solo	Asst	TFL	Sacks	Int	Yds	Lg	TD	PD	Hur	FF	FR	Yds	No	Pct	
2010	Philadelphia	13/6	19	12	7	1.0	3.0	0	0	--	0	0	13	2	0	0	N/A	N/A	0
2011	Philadelphia	3/0	4	2	2	1.0	0.0	0	0	--	0	0	1	0	0	0	N/A	N/A	0
2012	Philadelphia	16/6	50	34	16	7.0	5.5	0	0	--	0	1	27	2	1	0	420	40%	0
2013	Philadelphia	16/0	21	14	7	2.0	3.0	0	0	--	0	0	7	1	0	0	323	27%	7
2014	Philadelphia	16/1	43	29	14	13.5	5.5	0	0	--	0	0	18	4	0	0	499	43%	8
2015	Philadelphia	16/10	63	44	19	12.5	6.5	0	0	--	0	1	7	3	0	0	858	71%	0
2016	Philadelphia	16/16	64	50	14	14.0	5.5	0	0	--	0	1	30	2	1	4	764	75%	0
2017	Philadelphia	8/8	23	18	5	7.0	5.0	0	0	--	0	1	5	1	0	0	364	71%	0
Totals		104/47	287	203	84	58.0	33.5	0	0	--	0	4	108	15	2	4	---	---	15

PLAYOFFS

2010	Philadelphia	0/0	PLACED ON INJURED RESERVE (ACL) ON 12/14/10																
2013	Philadelphia	1/0	2	1	1	0.0	1.0	0	0	--	0	0	1	0	0	0	22	31%	1
Totals		1/0	2	1	1	0.0	1.0	0	0	--	0	0	1	0	0	0	---	---	1

CAREER HIGHLIGHTS (Continued)

2016 - PHILADELPHIA EAGLES (16/16)

- Named **second-team All-Pro** by the *Associated Press* and voted a first alternate to the Pro Bowl after leading the NFL with 78 combined sacks, hurries and QB knockdowns (according to *Stats LLC*)
- Started all 16 games for the first time in his career and led the Eagles with career highs in TFL (14) and hurries (30)
- Was a disruptive force throughout a 21-10 win vs. Min. (10/23/16), recording 3 tackles (2 solo), a career-high 6 hurries and a strip-sack of Vikings QB **Sam Bradford**
- Registered a sack in three consecutive games to open the 2016 season (Browns QB **Robert Griffin III** on 9/11/16; Bears QB **Jay Cutler** on 9/19/16; Steelers QB **Ben Roethlisberger** on 9/25/16). Became the first Eagle to record a sack in each of the first three games of a season since **Jason Babin**, **Trent Cole** and **Cullen Jenkins** in 2011



CAREER HIGHS

Total Tackles	10	12/13/12 vs. Cin.
Solo Tackles	9	12/4/16 at Cin.
Sacks	2.5	12/13/12 vs. Cin.
Hurries	6	10/23/16 vs. Min.
PDs	1	4x, last: 10/23/17 vs. Was.
FFs	2	11/8/15 at Dal.
FRs	1	2x, last: 9/25/16 vs. Pit.

BIGGEST INFLUENCE

Graham names his mother, Tasha Graham, as being the most influential person in his life. A cancer survivor, Tasha was diagnosed with leukemia at a young age. She spent most of her life working at a Chrysler auto plant to support Brandon and his three sisters.

Recalled Tasha, "The doctors told me I would never be able to have kids, so I cherish them because of that. When I was working at Chrysler, working hard, trying to make ends meet, it was for them and Brandon saw that."

THE SELECT 100

Graham organized a co-ed, high school football camp in Michigan called the Select 100 that takes 10 students (five boys and five girls) from each of Detroit's 20 public schools. The inaugural camp took place in summer 2015 and helps promote teamwork, confidence through sports and self esteem.

FUTURE PLANS

Graham is currently nine credits shy of obtaining a degree in sports management and plans to finish following his football career. He has also taken an interest in sports broadcasting and would like to attend the NFL's Broadcast Boot Camp.

HIGH SCHOOL STANDOUT

Graham was a four-year starter at Crockett Vocational Technical (Detroit, MI) and earned Parade, EA Sports and USA Today first-team All-America honors as a senior. That year, he was also named the Michigan Gatorade Player of the Year.

Graham recorded 307 tackles, including 112 TFL, 56 sacks, 16 FRs, 6 FFs and 2 INTs during his high school career. Additionally, Graham averaged more than 40 yards per attempt as a punter.

Outside of football, Graham lettered in basketball and track and field. Graham regularly donates uniforms and equipment to his high school alma mater.



2017 GAME-BY-GAME STATISTICS												
Date	Opp	GP/S	Tot	Solo	Sk	Hur	PD	FF	FR	Snaps	Pct	
Sep 10	at Was	W	1/1	4	3	2.0	0	0	1	0	43	68%
Sep 17	at KC	L	1/1	5	5	0.5	0	0	0	0	38	72%
Sep 24	NYG	W	1/1	1	1	0.0	1	0	0	0	46	67%
Oct 1	at LAC	W	1/1	2	1	0.0	1	0	0	0	44	77%
Oct 8	Ari	W	1/1	4	4	1.0	1	0	0	0	43	72%
Oct 12	at Car	W	1/1	3	1	0.5	0	0	0	0	62	76%
Oct 23	Was	W	1/1	1	1	0.0	2	1	0	0	44	69%
Oct 29	SF	W	1/1	3	2	1.0	0	0	0	0	44	67%
Nov 5	Den											
Nov 19	at Dal											
Nov 26	Chi											
Dec 3	at Sea											
Dec 10	at LAR											
Dec 17	at NYG											
Dec 25	Oak											
Dec 31	Dal											
Totals			8/8	23	18	5.0	5	1	1	0	364	71%

2016 GAME-BY-GAME STATISTICS												
Date	Opp	GP/S	Tot	Solo	Sk	Hur	PD	FF	FR	Snaps	Pct	
Sep 11	Cle	W	1/1	3	2	1.0	2	0	1	0	36	69%
Sep 19	at Chi	W	1/1	4	4	1.0	1	0	0	0	37	71%
Sep 25	Pit	W	1/1	4	2	1.0	2	0	0	1	42	70%
Oct 9	at Det	L	1/1	6	5	0.0	1	0	0	0	53	87%
Oct 16	at Was	L	1/1	3	2	0.0	3	0	0	0	57	77%
Oct 23	Min	W	1/1	3	2	1.0	6	0	1	0	57	75%
Oct 30	at Dal	L	1/1	6	4	0.0	5	1	0	0	64	82%
Nov 6	at NYG	L	1/1	1	1	0.0	1	0	0	0	52	81%
Nov 13	Atl	W	1/1	3	3	1.0	1	0	0	0	38	76%
Nov 20	at Sea	L	1/1	2	1	0.0	1	0	0	0	48	72%
Nov 28	GB	L	1/1	6	5	0.0	1	0	0	0	54	76%
Dec 4	at Cin	L	1/1	9	9	0.0	1	0	0	0	49	77%
Dec 11	Was	L	1/1	2	2	0.0	0	0	0	0	33	79%
Dec 18	at Bal	L	1/1	6	3	0.5	1	0	0	0	43	74%
Dec 22	NYG	W	1/1	4	3	0.0	3	0	0	0	63	71%
Jan 1	Dal	W	1/1	2	2	0.0	1	0	0	0	38	68%
Totals			16/16	64	50	5.5	30	1	2	1	764	75%

Eagles Defensive Coordinator Jim Schwartz on Brandon Graham's value to the team



He's always been a good rusher. He's compact; he's strong; he plays with great effort. He's a tough guy and he's one of our tempo setters up front and for our whole team.



CAREER HIGHLIGHTS (Continued)

2015 - PHILADELPHIA EAGLES (16/10)

- Finished the 2015 season tied for the team lead with 3 FFs and ranked 3rd with a career-high 6.5 sacks. Also set a career high with 63 tackles (44 solo)
- Posted his sixth-career multi-sack game after taking down Patriots QB **Tom Brady** twice at NE (12/6/15)
- Recorded 2 sacks against Cowboys QB **Matt Cassel** at Dal. (11/8/15), jarring the ball loose on both takedowns



LEADING BY EXAMPLE

Rod Oden, who was an assistant coach at Crockett Vocational Technical (Detroit, MI) while Graham was in high school, is now the head coach there and fondly reflects on Graham's work ethic and the impact he has made on the program.

"He was an absolute leader," said Oden. "The entire school would follow Brandon. He's a leader in demonstration. We say, 'Leadership is demonstrated, it's not announced.' He walks in a room and his presence commands respect. People see him put in the extra hours. They see him run the extra sprints, lift the extra weights, and they follow. Now we have kids who want to be the next Brandon. They're still following."

BIRDSEED

Graham is the son of Tasha Graham and Derrick Walton and has three younger sisters: Brittany, Mikayla and Brianna. Graham married Carlyne Williams during the 2014 offseason and resides in Philadelphia. The couple gave birth to their first child, daughter Emerson, in the winter of 2016. They also have a cocker spaniel named Midnight.

Graham began playing football as a linebacker, center and running back for the Detroit Giants when he was 7 years old. His greatest love besides football growing up was doing flips in gymnastics. "I started doing it when I was young and I just got better and better. It's really fun. I can do about 10 in a row now."

S COREY GRAHAM 24



6-0 | 196  11th Year
BORN: July 25, 1985 (Age 32)



**Buffalo,
New York**



**Turner Carroll
High School**



New Hampshire
D5-07 (168th overall)
by Chicago
Acquired: FA 2017



A member of the Baltimore's Super Bowl XLVII-winning team, **Corey Graham** agreed to terms on a one-year contract with the Eagles on August 3, 2017. Graham has totaled 538 tackles, 61 PDs, 16 INTs, 15.0 TFL, 5 FRs, 4 FFs and 3.0 sacks in 163 career games (64 starts) with the Bears (2007-11), Ravens (2012-13), Bills (2014-16) and Eagles. Graham played in 159 consecutive contests over the course of 11 seasons (2007-17) before he was rendered inactive with a hamstring injury in Week 3 vs. N.Y. Giants.

TOTAL TACKLES

BUFFALO BILLS IN 2016

Zach Brown	149
Preston Brown	135
Corey Graham	82
Ronald Darby	69

PASSES DEFENSED

BUFFALO BILLS IN 2016

Stephon Gilmore	12
Ronald Darby	11
Corey Graham	9
N. Robey-Coleman	7

CAREER HIGHLIGHTS

- A member of Baltimore's Super Bowl XLVII-winning team that defeated San Francisco, 34-31, in New Orleans on 2/3/13. Totaled 32 tackles (20 solo), 7 PDs and 2 INTs (including a 39-yard TD in the AFC Divisional Round on 1/12/13 at Den.) during the Ravens' playoff run
- His streak of 159 consecutive regular-season games (165 including playoffs) ended on 9/24/17 vs. NYG, when he was rendered inactive with a hamstring injury

2017 - PHILADELPHIA EAGLES (6/0)

- Intercepted Redskins QB **Kirk Cousins** in the 34-24 Monday Night Football victory vs. Was. (10/23/17)

2016 - BUFFALO BILLS (16/16)

- Started all 16 games at safety and ranked 3rd on the Bills defense in tackles (82) and passes defended (9)

2015 - BUFFALO BILLS (16/16)

- Started all 16 games at safety and registered career highs in tackles (team-high 122), hurries (8) and fumble recoveries (2). Posted multiple INTs for the fifth consecutive season
- Scored on a 44-yard INT-TD at Jax. (London) (10/25/15)
- Produced a game-high 10 tackles (8 solo), including 1.0 TFL, and added 2 special teams stops at Ten. (10/11/15). Became the first Bills defensive back to record 10+ tackles in three straight contests since **George Wilson** in 2011
- Set a career-high with 13 tackles (8 solo) vs. NYG (10/4/15)

S COREY GRAHAM 24



GRAHAM'S CAREER STATISTICS

Year	Team	GP/S	TACKLES					PASS DEFENSE						FUMBLES			DEF SNAPS		ST	
			Total	Solo	Asst	TFL	Sacks	Int	Yds	Lg	TD	PD	Hur	FF	FR	Yds	No	Pct		No
2007	Chicago	13/0	0	0	0	0.0	0.0	0	0	--	0	0	0	0	0	0	0	N/A	N/A	20
2008	Chicago	16/9	93	73	20	3.0	0.0	1	6	6	0	6	0	1	1	0	N/A	N/A	14	
2009	Chicago	16/1	18	14	4	0.0	0.0	0	0	--	0	4	1	0	0	0	N/A	N/A	23	
2010	Chicago	16/0	0	0	0	0.0	0.0	0	0	--	0	0	0	0	0	0	N/A	N/A	25	
2011	Chicago	16/0	5	4	1	0.0	0.0	3	11	10	0	3	1	1	0	0	N/A	N/A	22	
2012	Baltimore	16/8	54	36	18	1.0	0.0	2	20	20	0	8	0	1	0	0	574	50%	6	
2013	Baltimore	16/5	68	51	17	5.0	1.0	4	28	28	0	12	2	1	0	0	687	64%	5	
2014	Buffalo	16/9	77	59	18	0.0	0.0	2	75	45	0	16	0	0	1	0	778	72%	6	
2015	Buffalo	16/16	122	91	31	4.0	1.0	2	60	44t	1	4	8	0	2	29	980	90%	5	
2016	Buffalo	16/16	82	57	25	2.0	1.0	1	0	0	0	6	1	0	1	0	1052	98%	5	
2017	Philadelphia	6/0	19	10	9	0.0	0.0	1	14	14	0	2	2	0	0	0	152	30%	4	
Totals		163/64	538	395	143	15.0	3.0	16	214	45	1	61	15	4	5	29	---	---	135	

PLAYOFFS

2010	Chicago	2/0	0	0	0	0.0	0.0	0	0	--	0	0	0	0	0	0	N/A	N/A	2
2012	Baltimore	4/4	32	20	12	0.0	0.5	2	39	39t	1	7	2	0	0	0	328	99%	0
Totals		6/4	32	20	12	0.0	0.5	2	39	39t	1	7	2	0	0	0	---	---	2

ADDITIONAL CAREER STATISTICS

Kick Returns: 1 for 7 yards on 12/23/12 vs. NYG **Special Teams Fumble Recoveries:** 1 - (12/20/15 at Was.)

CAREER HIGHS

Total Tackles	13	2x, last: 10/4/15 vs. NYG
Solo Tackles	12	11/30/08 at Min.
Sacks	1.0	3x, last: 9/25/16 vs. Ari.
INTs	2	2x, last: 11/24/13 vs. NYJ
PDs	3	6x, last: 9/25/16 vs. Ari.
FFs	1	4x, last: 9/29/13 at Buf.
FRs	1	5x, last: 10/9/16 at LAR

TOUCHDOWNS

Date	Opponent	TDs
10/25/15	at Jacksonville Jaguars (L, 31-34)	44-yard INT
1/12/13	at Denver Broncos (AFC Div.) (W, 38-35)	39-yard INT

CAREER HIGHLIGHTS (Continued)

2014 - BUFFALO BILLS (16/9)

- Played in all 16 games (nine starts) and recorded a career-high 16 PDs, marking his second consecutive season with double-digit passes defended
- Made his first career start at safety vs. NE (10/12/14)
- Started at cornerback in his Buffalo debut at Chi. (9/7/14). Picked off Jay Cutler in the second quarter and returned it for a career-long 43 yards

2013 - BALTIMORE RAVENS (16/5)

- Appeared in all 16 contests (five starts) and led the Ravens with a career-high 4 INTs
- Registered a career-high-tying 2 INTs in a 19-3 victory vs. NYJ (11/24/13)

2012 - BALTIMORE RAVENS (16/8, 4/4)

- Finished tied for 2nd on the team with 32 tackles in the postseason. Also posted a team-leading 7 PDs, 2 INTs (returned 1 for a TD) and a half-sack



BIRDSEED

Graham and his wife, Alison, have a son, Chance. Graham attended Turner Carroll (Buffalo, NY) High School. He grew up rooting for the Buffalo Bills and idolized Steve Tasker and Thurman Thomas.

S COREY GRAHAM 24



2017 GAME-BY-GAME STATISTICS

Date	Opp	GP/S	Tot	Solo	Sk	Int	PD	FF	FR	Snaps	Pct
Sep 10	at Was	W 1/0	2	1	0.0	0	0	0	0	18	29%
Sep 17	at KC	L 1/0	5	3	0.0	0	0	0	0	41	77%
Sep 24	NYG	W 0/0	INACTIVE (HAMSTRING)								
Oct 1	at LAC	W 0/0	INACTIVE (HAMSTRING)								
Oct 8	Ari	W 1/0	3	1	0.0	0	0	0	0	40	67%
Oct 12	at Car	W 1/0	0	0	0.0	0	1	0	0	7	9%
Oct 23	Was	W 1/0	7	4	0.0	1	1	0	0	32	50%
Oct 29	SF	W 1/0	2	1	0.0	0	0	0	0	14	21%
Nov 5	Den										
Nov 19	at Dal										
Nov 26	Chi										
Dec 3	at Sea										
Dec 10	at LAR										
Dec 17	at NYG										
Dec 25	Oak										
Dec 31	Dal										
Totals		6/0	19	10	0.0	1	2	0	0	152	30%

2016 GAME-BY-GAME STATISTICS (BUF)

Date	Opp	GP/S	Tot	Solo	Sk	Int	PD	FF	FR	Snaps	Pct
Sep 11	at Bal	L 1/1	1	1	0.0	0	0	0	0	68	100%
Sep 15	NYJ	L 1/1	4	3	0.0	0	0	0	0	74	100%
Sep 25	Ari	W 1/1	4	4	1.0	1	3	0	0	82	100%
Oct 2	at NE	W 1/1	2	1	0.0	0	0	0	0	56	100%
Oct 9	at LAR	W 1/1	4	4	0.0	0	0	0	1	66	100%
Oct 16	at SF	W 1/1	8	5	0.0	0	0	0	0	51	84%
Oct 23	at Mia	L 1/1	8	7	0.0	0	0	0	0	72	99%
Oct 30	NE	L 1/1	1	1	0.0	0	0	0	0	68	100%
Nov 7	at Sea	L 1/1	6	3	0.0	0	0	0	0	47	100%
Nov 20	at Cin	W 1/1	6	4	0.0	0	1	0	0	73	100%
Nov 27	Jax	W 1/1	6	4	0.0	0	0	0	0	68	100%
Dec 4	at Oak	L 1/1	11	6	0.0	0	1	0	0	71	100%
Dec 11	Pit	L 1/1	8	4	0.0	0	1	0	0	72	96%
Dec 18	Cle	W 1/1	3	3	0.0	0	0	0	0	58	100%
Dec 24	Mia	L 1/1	7	5	0.0	0	0	0	0	68	99%
Jan 1	at NYJ	L 1/1	5	4	0.0	0	0	0	0	58	94%
Totals		16/16	82	57	1.0	1	6	0	1	1052	98%

CAREER HIGHLIGHTS (Continued)

- Produced 8 tackles (7 solo), a team-leading 3 PDs and tied a playoff-franchise record with 2 INTs in the 38-35 double-overtime win in the Divisional game at Den. (1/12/13). Returned his first INT 39 yards for a TD, while his second INT in overtime set up **Justin Tucker's** game-winning FG

2011 - CHICAGO BEARS (16/0)

- Earned his first **Pro Bowl** nod as a special teamer after leading the Bears with 22 special teams tackles
- Recorded interceptions in three consecutive games: 11/13/11 vs. Det, 11/20/11 vs. SD, 11/27/11 at Oak.

2010 - CHICAGO BEARS (16/0, 2/0)

- Earned *USA Today's* **All-Joe Team** honors (players who are critical to their team but don't receive Pro Bowl nods) after leading the NFL with a career-high 25 special teams stops

2009 - CHICAGO BEARS (16/1)

- Finished second on the team with 23 special teams tackles

2008 - CHICAGO BEARS (16/9)

- Ranked 5th on the team with 93 tackles and tied for 3rd with 14 special teams stops

2007 - CHICAGO BEARS (13/0)

- Produced the 2nd-most special teams tackles (20) on the team. Notched his first career NFL score on a blocked punt that he returned 7 yards for a TD vs. GB (12/23/07)

2015 GAME-BY-GAME STATISTICS (BUF)


Date	Opp	GP/S	Tot	Solo	Sk	Int	PD	FF	FR	Snaps	Pct
Sep 13	Ind	W 1/1	1	1	0.0	0	0	0	0	1	1%
Sep 20	NE	L 1/1	9	6	0.0	0	0	0	0	83	97%
Sep 27	at Mia	W 1/1	12	10	0.0	0	0	0	0	76	100%
Oct 4	NYG	L 1/1	13	8	1.0	0	0	0	0	69	97%
Oct 11	at Ten	W 1/1	10	8	0.0	0	0	0	0	67	97%
Oct 18	Cin	L 1/1	7	4	0.0	0	0	0	0	60	98%
Oct 25	at Jax	L 1/1	9	8	0.0	1	1	0	0	60	90%
Nov 8	Mia	W 1/1	8	8	0.0	0	0	0	0	68	99%
Nov 12	at NYJ	W 1/1	5	3	0.0	1	1	0	0	59	100%
Nov 23	at NE	L 1/1	7	3	0.0	0	0	0	0	67	100%
Nov 29	at KC	L 1/1	5	4	0.0	0	0	0	0	61	98%
Dec 6	Hou	W 1/1	3	2	0.0	0	1	0	0	76	100%
Dec 13	at Phi	L 1/1	9	8	0.0	0	0	0	0	74	96%
Dec 20	at Was	L 1/1	8	5	0.0	0	0	0	0	56	98%
Dec 27	Dal	W 1/1	11	8	0.0	0	0	0	0	54	92%
Jan 3	NYJ	W 1/1	5	5	0.0	0	1	0	0	49	86%
Totals		16/16	122	91	1.0	2	4	0	0	980	90%



LB KAMU GRUGIER-HILL 54



6-2 | 220  **2nd Year**
BORN: May 16, 1994 (Age 23)


Honolulu, Hawaii
Kamehameha High School



EASTERN ILLINOIS

Eastern Illinois
D6a-16 (208th overall)
by New England
Acquired:
W (NE) 2016

EAGLES LEADERS

2017 SPECIAL TEAMS TACKLES

Kamu Grugier-Hill	9
Chris Maragos	6
Corey Clement	5

THREE STEP DROP

Hobbies: Surfing and going to the beach
If he could be a superhero: Incredible Hulk
Biggest pet peeve: Making plans with someone who doesn't follow through
Funniest Eagle: Lane Johnson
First jersey owned: Randy Moss, Vikings
Favorite teams/athletes growing up: San Francisco 49ers, Brian Dawkins and Randy Moss
Favorite athletes to watch now: Steph Curry and Lionel Messi
Favorite food: Hawaiian foods, especially Lau Lau [pig wrapped in a luau leaf]
Favorite movies: *Horrible Bosses 1 and 2*, *Wedding Crashers*
Favorite TV show: *Shark Tank*



Kamu Grugier-Hill (pronounced KAH-moo GREW-jay HILL) was acquired by the Eagles off waivers from the New England Patriots on Sept. 4, 2016, following the 53-man roster cutdown. Originally a sixth-round draft choice of the Patriots in 2016, Grugier-Hill played in 49 games over his four-year career at Eastern Illinois and earned first-team Ohio Valley Conference accolades as a junior and senior. A special teams standout with the Eagles, Grugier-Hill leads the team in 2017 with 9 ST tackles.

BIRDSEED

- The son of Elina Grugier-Bell. Has three siblings: two older brothers and one older sister
- Started playing football as a junior in high school. Began playing because one of his best friends suggested he try out for the team. Before he began playing football, he played soccer and volleyball. Started playing soccer at the age of 4
- Was a safety and punter at Kamehameha (HI) High School. Totaled 86 tackles and 5 sacks as a senior in 2011. Was named first-team All-Interscholastic League
- Earned his degree in kinesiology from Eastern Illinois

 [@k_grugierhill](https://twitter.com/k_grugierhill)

CAREER HIGHLIGHTS

2017 - PHILADELPHIA EAGLES (8/0)

- Through eight games, leads the team with 9 special teams tackles
- Recorded 3 special teams tackles vs. Was. (10/23/17) and at Car. (10/12/17), marking the highest single-game totals by an Eagle in 2017
- Saw his first defensive action of the season vs. Ari. (10/8/17) and recorded one solo tackle

2016 - PHILADELPHIA EAGLES (12/0)

- Finished his rookie year with 5 special teams tackles and one tackle on defense
- Made his first career tackle in the NFL when he dropped Browns RB **Duke Johnson Jr.** for a 6-yard loss on a fake punt vs. Cle. (9/11/16)

LB KAMU GRUGIER-HILL 54



GRUGIER-HILL'S CAREER STATISTICS

Year	Team	GP/S	TACKLES					PASS DEFENSE						FUMBLES			DEF SNAPS		ST		
			Total	Solo	Asst	TFL	Sacks	Int	Yds	Lg	TD	PD	Hur	FF	FR	Yds	No	Pct		No	
2016	Philadelphia	12/0	1	1	0	1	0.0	0	0	--	0	0	0	0	0	0	0	0	1	0%	5
2017	Philadelphia	8/0	1	1	0	0	0.0	0	0	--	0	0	0	0	0	0	0	7	1%	9	
Totals		20/0	2	2	0	1	0.0	0	0	--	0	0	0	0	0	0	0	---	---	14	



2017 GAME-BY-GAME STATISTICS

Date	Opp	GP/S	Tot	Solo	Sk	Int	PD	FF	FR	Snaps	Pct
Sep 10	at Was	W 1/0	0	0	0.0	0	0	0	0	0	0%
Sep 17	at KC	L 1/0	0	0	0.0	0	0	0	0	0	0%
Sep 24	NYG	W 1/0	0	0	0.0	0	0	0	0	0	0%
Oct 1	at LAC	W 1/0	0	0	0.0	0	0	0	0	0	0%
Oct 8	Ari	W 1/0	1	1	0.0	0	0	0	0	7	12%
Oct 12	at Car	W 1/0	0	0	0.0	0	0	0	0	0	0%
Oct 23	Was	W 1/0	0	0	0.0	0	0	0	0	0	0%
Oct 29	SF	W 1/0	0	0	0.0	0	0	0	0	0	0%
Nov 5	Den										
Nov 19	at Dal										
Nov 26	Chi										
Dec 3	at Sea										
Dec 10	at LAR										
Dec 17	at NYG										
Dec 25	Oak										
Dec 31	Dal										
Totals		8/0	1	1	0.0	0	0	0	0	7	1%

COLLEGE HIGHLIGHTS

- Played in 49 games (27 starts) for the Eastern Illinois Panthers and finished his career with 236 tackles (136 solo), nine sacks, six interceptions, nine passes defended, four forced fumbles and five fumble recoveries
- Made 10 starts as a senior in 2015 and was named first-team Ohio Valley Conference after compiling 70 tackles (50 solo) and a career-high 6.5 sacks. Also registered an interception and set a single-season career-high with three fumble recoveries
- Appeared in 12 games (11 starts) as a junior in 2014 and garnered first-team OVC accolades after leading the team with a career-high 97 tackles (47 solo). Also notched 1.5 sacks, two FFs, two FRs recoveries and three INTs. Was named the OVC Defensive Player of the Week after he compiled 19 tackles in a win at Tennessee Tech (11/1/14)

TRANSACTIONS

- 2016** Drafted by NE in 6th round (208th overall)
- 9/3/16** Waived by NE
- 9/4/16** Acquired off waivers by PHI

DT JUSTIN HAMILTON 90



6-2 | 315  **1st Year**
BORN: July 27, 1993 (Age 24)

Natchez, Mississippi
Natchez High School



Louisiana-Lafayette
UDFA (2015) by Buffalo
Acquired: FA 2017


CAREER HIGHLIGHTS

2017 - PHILADELPHIA EAGLES (3/0)

- Combined with **Derek Barnett** to sack **Cam Newton** in the 28-23 win at Car. (10/12/17). Marked the first half-sack of his career

COLLEGE HIGHLIGHTS

- A three-year starter at Louisiana-Lafayette, where he totaled 102 tackles (71 solo), 14.0 sacks and 4 FFs in 51 career games
- As a senior in 2014, produced career highs in sacks (5.0) and TFL (10.0) while adding 27 tackles (23 solo) and 1 FR in 13 games
- Registered a career-high 38 tackles (24 solo) in 13 contests as a junior in 2013. Also posted 9.0 TFL, 4.0 sacks, 1 FF and 1 FR
- As a sophomore in 2012, collected 29 tackles (18 solo), 8.0 TFL, 3.0 sacks and a career-high 3 FFs in 12 games



Justin Hamilton was signed by the Philadelphia Eagles during the 2017 offseason. Originally signed by Buffalo as an undrafted free agent in 2015, Hamilton spent time on the Packers and Seahawks practice squads from 2015-16. The 24-year-old Mississippi native was a three-year starter at Louisiana-Lafayette, where he totaled 102 tackles (71 solo), 14.0 sacks and 4 FFs in 51 career games.

BIRDSEED

- Is the son of Clementine and Michael Hamilton. Youngest of four children, having two brothers (Michael, Jr. and J.D.) and one sister (Susan)
- Majored in kinesiology at Louisiana-Lafayette
- Prepped at Natchez High School, where he was a first-team all-state choice as a senior starting on the offensive and defensive line

TRANSACTIONS

- 2015** Signed by BUF as UDFA
- 8/31/15** Waived by BUF
- 10/26/15** Signed by GB to practice squad
- 11/10/15** Waived by GB
- 11/17/15** Signed by SEA to practice squad
- 11/26/15** Waived by SEA
- 12/2/15** Signed by SEA to practice squad
- 12/15/15** Waived by SEA
- 12/16/15** Signed by SEA to practice squad
- 12/22/15** Waived by SEA
- 12/30/15** Signed by SEA to practice squad
- 1/18/16** Signed by SEA
- 9/4/16** Waived by SEA
- 9/6/16** Signed by SEA to practice squad
- 9/13/16** Waived by SEA
- 10/18/16** Signed by SEA to practice squad
- 1/23/17** Signed by PHI
- 9/2/17** Waived by PHI
- 9/3/17** Signed by PHI to practice squad
- 9/16/17** Waived by PHI
- 9/18/17** Signed by PHI to practice squad
- 9/30/17** Signed by PHI from practice squad to active roster

DT JUSTIN HAMILTON 90



HAMILTON'S CAREER STATISTICS

Year	Team	GP/S	TACKLES					PASS DEFENSE					FUMBLES			DEF SNAPS			
			Total	Solo	Asst	TFL	Sacks	Int	Yds	Lg	TD	PD	Hur	FF	FR	Yds	No	Pct	
2017	Philadelphia	3/0	2	1	1	0.0	0.5	0	0	--	0	0	0	1	0	0	0	44	9%
Totals		3/0	2	1	1	0.0	0.5	0	0	--	0	0	1	0	0	0	---	---	

2017 GAME-BY-GAME STATISTICS

Date	Opp	GP/S	Tot	Solo	Sk	Hur	PD	FF	FR	Snaps	Pct
SIGNED BY EAGLES FROM P-SQUAD TO ACTIVE ROSTER (9/30/17)											
Oct 1	at LAC	W 1/0	1	0	0.0	1	0	0	0	11	19%
Oct 8	Ari	W 1/0	0	0	0.0	0	0	0	0	18	30%
Oct 12	at Car	W 1/0	1	1	0.5	0	0	0	0	15	18%
Oct 23	Was	W 0/0	INACTIVE								
Oct 29	SF	W 0/0	INACTIVE								
Nov 5	Den										
Nov 19	at Dal										
Nov 26	Chi										
Dec 3	at Sea										
Dec 10	at LAR										
Dec 17	at NYG										
Dec 25	Oak										
Dec 31	Dal										
Totals		3/0	2	1	0.5	1	0	0	0	44	9%



T TAYLOR HART 77



6-6 | 305  **4th Year**
BORN: Feb. 22, 1991 (Age 26)



Oregon
D5a-14 (141st overall)
by Philadelphia
Acquired: W (SF) 2016

THREE STEP DROP

If not playing football: Working in the lumber industry with his dad

Hobbies: Fishing and hunting

First jobs: Mowing lawns

Best player he has faced: Jason Peters in practice when he played DT

If he could play another sport: Golf on the PGA Tour

Funniest Eagle: Beau Allen

Actor to play him in a movie: Tom Cruise

Favorite quote: "Never forget where you came from and what you represent"

Favorite movie: Remember the Titans

Favorite meal: Street tacos

TRANSACTIONS

- 2014** Drafted by PHI in 5th round
- 9/4/16** Waived by PHI
- 9/5/16** Acquired off waivers by SF
- 10/22/16** Waived by SF
- 10/24/16** Acquired off waivers by PHI



Taylor Hart was originally selected by the Eagles in the fifth round of the 2014 NFL Draft and was re-acquired by the club in 2016 when he was claimed off waivers from the San Francisco 49ers. A former standout defensive lineman at the University of Oregon, Hart made the switch to the offensive line during the 2017 offseason. During his first three seasons in the NFL, Hart played 15 games as a defensive tackle and totaled 32 tackles.

BIRDSEED @TaylorHart66

- Was a first-team all-state selection at both offensive tackle and defensive end as a senior at Tualatin (OR) H.S.
- Began playing football in the 3rd grade
- Son of Doug and Kathy Hart and has one younger brother, Connor. Doug works in the lumber industry
- He and his wife, Lauren, have a dog named Zeke. Zeke is a Labrador-Border Collie mix
- Earned his degree from Oregon in sociology with a minor in business

CAREER HIGHLIGHTS

- Appeared in 15 games (1 start) during his first three seasons in the NFL and compiled 32 tackles (20 solo)
- Played in 14 games (1 start) for the Eagles in 2015 and registered a career-high 30 tackles (18 solo) on the season

COLLEGE HIGHLIGHTS

- Won the Joe Schaffeld Award, given to the team's top DL, in both his junior and senior campaigns
- Earned second-team All-Pac-12 accolades as a senior captain in 2013 after finishing fourth on the team with 64 tackles, six tackles for loss, three sacks and three forced fumbles
- Garnered honorable mention All-Pac-12 acclaim as well as league academic honors as a junior in 2012. Collared 36 tackles, 11 tackles for loss and a team-best eight sacks



HART'S CAREER SERVICE						
Year	Team	GP/S	STARTS		OFF SNAPS	
			LT	RT	No	Pct
2014	Philadelphia	0/0	<i>Played defensive tackle</i>			
2015	Philadelphia	14/1	<i>Played defensive tackle</i>			
2016	San Francisco	1/0	<i>Played defensive tackle</i>			
	Philadelphia	0/0	<i>Played defensive tackle</i>			
	<i>Totals</i>	<i>1/0</i>	<i>Played defensive tackle</i>			
2017	Philadelphia	0/0	0	0	0	0%
Totals		15/1	0	0	---	---

LB JORDAN HICKS 58



6-1 | 236 3rd Year

BORN: June 27, 1992 (Age 25)

Cincinnati, Ohio
Lakota West High School



Texas
D3-15 (84th overall)
by Philadelphia



Originally selected by the Eagles in the 3rd round (84th overall) of the 2015 NFL Draft, **Jordan Hicks** is one of the budding, young stars on Philadelphia's defense. Hicks established himself with a breakout season in 2016, starting all 16 games and leading all NFL LBs with a career-high 5 INTs. According to *Elias Sports Bureau*, Hicks is the first NFL LB to record 11+ takeaways (7 INTs, 4 FRs) in his first 24 career games (2015-16) since Hall of Famer **Jack Ham** (1971-72).

MOST INTERCEPTIONS

NFL LINEBACKERS IN 2016

Jordan Hicks (Phi.)	5
C.J. Mosley (Bal.)	4
Thomas Davis (Car.)	3
Deion Jones (Atl.)	3
Zachary Orr (Bal.)	3
Ryan Shazier (Pit.)	3

THREE STEP DROP

First job: Worked for a real estate company during high school taking photos of foreclosed homes

If he could play another sport, what position: Point guard, N.Y. Knicks

Three favorite throwback jerseys: Michael Jordan, Chicago Bulls; Michael Jordan, UNC; Ronaldinho, F.C. Barcelona

Biggest pet peeve: People chewing loudly

Favorite TV show: *The Fresh Prince of Bel-Air*

Favorite movie: *Cool Runnings*

Favorite book: *Quiet Strength* by Tony Dungy

Talent he'd most like to have: To be multilingual

CAREER HIGHLIGHTS

- According to *Elias Sports Bureau*, is the first NFL LB to record 11+ takeaways (7 INTs, 4 FRs) in his first 24 career games (2015-16) since **Jack Ham** (1971-72)
- Is one of only five LBs in NFL history with 7+ INTs in their first two seasons, joining **Al Richardson** (8, 1980-81), **Jack Ham** (9, 1971-72), **Mike Stratton** (9, 1962-63) and **Archie Matsos** (10, 1960-61)
- Is the first Eagle to register 7+ INTs in their first two seasons since **Eric Allen** (9, 1988-89)
- Since entering the league in 2015, is tied with **Thomas Davis** for the most INTs (7) by an NFL LB

2017 - PHILADELPHIA EAGLES (7/7)

- Recovered a fumble on a strip-sack by **Fletcher Cox** at Was. (9/10/17), giving him 12 takeaways in his first 25 career games



HICKS' CAREER STATISTICS

Year	Team	GP/S	TACKLES					PASS DEFENSE						FUMBLES			DEF SNAPS	
			Total	Solo	Asst	TFL	Sacks	Int	Yds	Lg	TD	PD	Hur	FF	FR	Yds	No	Pct
2015	Philadelphia	8/5	54	44	10	2.0	1.0	2	67	67t	1	0	0	1	3	11	453	75%
2016	Philadelphia	16/16	95	68	27	4.0	1.0	5	41	34	0	6	4	0	1	0	971	95%
2017	Philadelphia	7/7	28	24	4	0.0	0.0	0	0	--	0	0	2	0	1	0	268	52%
Totals		31/28	177	136	41	6.0	2.0	7	108	67t	1	6	6	1	5	11	---	---

CAREER HIGHLIGHTS (Continued)

2016 - PHILADELPHIA EAGLES (16/16)

- Led all NFL LBs with a career-high 5 INTs, which is tied with **Bill Bergey** (5 in 1974) for the 4th-highest total by a non-defensive back in team history, behind **William Thomas** (7 in 1995), **Chuck Weber** (6 in 1960) and Hall of Famer **Chuck Bednarik** (6 in 1953)
- Started all 16 games and played 95% (971) of the team's defensive snaps in 2016 after missing the final eight games of his rookie campaign in 2015 with a torn pectoral tendon
- Totaled a career-high 2 INTs vs. Dal. (1/1/17). Became the first Eagles LB to produce multiple INTs in a single game since **William Thomas** (2) on 9/22/96 at Atl.

2015 - PHILADELPHIA EAGLES (8/5)

- Became the first NFL rookie to register opponent fumble recoveries in three consecutive games (9/27-10/11/15) since **Jack Del Rio** in 1985. Was the first Eagle to accomplish the feat since **Byron Evans** in 1993

CAREER HIGHS		
Total Tackles	14	9/27/15 at NYJ
Solo Tackles	10	2x, last: 10/19/15 vs. NYG
Sacks	1.0	2x, last: 10/23/16 vs. Min.
INTs	2	1/1/17 vs. Dal.
PDs	2	9/25/16 vs. Pit.
FFs	1	9/20/15 vs. Dal.
FRs	1	5x, last: 9/10/17 at Was.



HOW HE GOT HIS START

Hicks is the son of Scott Hicks, who is a high school basketball coach in Indianapolis, and Kelly Justice. He has an older sister, Taylor, and three younger brothers: Scotty, Cameron and Ethan.

Hicks began his football career in the 5th grade while playing running back and safety in the Lexington Termites League in South Carolina. Hicks grew up a big fan of the Carolina Panthers and the University of Texas football team.

The best advice he was ever given growing up came from his mother, Kelly Justice, who always told him to "stay humble."

EARLY MOTIVATION

Hicks was a three-year starter at Lakota West High School and earned numerous accolades, including the Butkus Award in 2009, given annually to the nation's best linebacker. He was also named Gatorade's Ohio High School Football Player of the Year.

Hicks also lettered in basketball at Lakota West. He holds the district record for most varsity basketball games played in a career (87) and set the district record for career steals (170).

ADAPTING TO CHANGE

Hicks was born in Colorado Springs, CO, and lived in Indiana (ages 1-6) and South Carolina (ages 6-11) before moving to Ohio. He also played for two head coaches and four different defensive coordinators at Texas.

"Change does not scare me and I don't take anything for granted. I also think I'm able to see the positives of every different situation I'm in, whether I'm prepared or not. It's enhanced my confidence and humility all at the same time."

OFF THE FIELD

Hicks' hobbies include playing video games, especially FIFA and NBA2K, as well as playing basketball and hanging out with friends by the lake in Austin, TX. Married his wife, Ivana, in 2017 offseason.

LB JORDAN HICKS 58



2017 GAME-BY-GAME STATISTICS

Date	Opp	GP/S	Tot	Solo	Sk	Int	PD	FF	FR	Snaps	Pct
Sep 10	at Was	W 1/1	7	6	0.0	0	0	0	1	63	100%
Sep 17	at KC	L 1/1	4	4	0.0	0	0	0	0	53	100%
Sep 24	NYG	W 1/1	0	0	0.0	0	0	0	0	14	20%
Oct 1	at LAC	W 1/1	9	7	0.0	0	0	0	0	57	100%
Oct 8	Ari	W 1/1	4	4	0.0	0	0	0	0	45	75%
Oct 12	at Car	W 1/1	4	3	0.0	0	0	0	0	34	41%
Oct 23	Was	W 1/1	0	0	0.0	0	0	0	0	2	3%
Oct 29	SF	W 0/0	INACTIVE (ACHILLES)								
Nov 5	Den										
Nov 19	at Dal										
Nov 26	Chi										
Dec 3	at Sea										
Dec 10	at LAR										
Dec 17	at NYG										
Dec 25	Oak										
Dec 31	Dal										
Totals		7/7	28	24	0.0	0	0	0	1	268	52%

2016 GAME-BY-GAME STATISTICS

Date	Opp	GP/S	Tot	Solo	Sk	Int	PD	FF	FR	Snaps	Pct
Sep 11	Cle	W 1/1	6	5	0.0	0	1	0	0	51	100%
Sep 19	at Chi	W 1/1	1	1	0.0	0	0	0	1	39	75%
Sep 25	Pit	W 1/1	3	2	0.0	0	2	0	0	49	82%
Oct 9	at Det	L 1/1	5	3	0.0	0	0	0	0	48	79%
Oct 16	at Was	L 1/1	8	6	0.0	0	0	0	0	74	100%
Oct 23	Min	W 1/1	12	6	1.0	0	1	0	0	76	100%
Oct 30	at Dal	L 1/1	10	7	0.0	1	0	0	0	78	100%
Nov 6	at NYG	L 1/1	7	5	0.0	1	1	0	0	64	100%
Nov 13	Atl	W 1/1	4	3	0.0	0	0	0	0	48	96%
Nov 20	at Sea	L 1/1	3	3	0.0	0	0	0	0	67	100%
Nov 28	GB	L 1/1	8	7	0.0	0	0	0	0	71	100%
Dec 4	at Cin	L 1/1	5	4	0.0	0	0	0	0	63	98%
Dec 11	Was	L 1/1	6	3	0.0	0	0	0	0	46	96%
Dec 18	at Bal	L 1/1	3	3	0.0	1	0	0	0	58	100%
Dec 22	NYG	W 1/1	8	5	0.0	0	0	0	0	83	93%
Jan 1	Dal	W 1/1	6	5	0.0	2	1	0	0	56	100%
Totals		16/16	95	68	1.0	5	6	0	1	971	95%

CAREER HIGHLIGHTS (Continued)

- Returned an INT of Cowboys QB **Matt Cassell** for a 67-yard TD at Dal. (11/8/15), marking the longest INT-TD by an Eagles LB since **Shawn Barber** (80 yards at Dallas on 12/21/02) and the first by an Eagles rookie since **Bill Bradley** (56 yards at Dallas on 10/19/69). Reached the end zone for the first time since playing RB as a high school senior
- Made his first career NFL start at NYJ (9/27/15), logging a career-high 14 tackles. Recorded a fourth-quarter INT of Jets QB **Ryan Fitzpatrick** and recovering a fumble by Jets WR **Brandon Marshall**. His INT was the first by an Eagles rookie LB since **Stewart Bradley** in 2009
- Pressed into his first career action on defense due to injuries to **Mychal Kendricks** and **Kiko Alonso** vs. Dal. (9/20/15). Registered a sack-fumble of Cowboys QB **Tony Romo**

COLLEGE HIGHLIGHTS

- Recorded 147 tackles as a senior at Texas, which tied for the 7th-highest total in school annals (most since **Winfred Tubbs** notched 157 in 1992)
- Named honorable mention Big 12 Defensive Freshman of the Year by the conference's coaches after appearing in all 12 games and totaling 23 tackles, 1 sack and 6 special teams tackles
- Earned first-team Academic All-Big 12 honors in 2014 and 2011 and was a seven-time member of the Big 12 Commissioner's Honor Roll. Was also named to the 2015 NFF Hampshire Honor Society

TRANSACTIONS

2015 Drafted by PHI in 3rd round (84th overall)
Signed 4-year contract

2015 GAME-BY-GAME STATISTICS

Date	Opp	GP/S	Tot	Solo	Sk	Int	PD	FF	FR	Snaps	Pct
Sep 14	at Atl	L 1/0	0	0	0.0	0	0	0	0	0	0%
Sep 20	Dal	L 1/0	7	7	1.0	0	0	1	0	54	64%
Sep 27	at NYJ	W 1/1	14	10	0.0	1	0	0	1	79	100%
Oct 4	at Was	L 1/0	7	3	0.0	0	0	0	1	80	95%
Oct 11	NO	W 1/1	6	5	0.0	0	0	0	1	55	80%
Oct 19	NYG	W 1/1	10	10	0.0	0	0	0	0	68	100%
Oct 25	at Car	L 1/1	4	3	0.0	0	0	0	0	61	100%
Nov 8	at Dal	W 1/1	6	6	0.0	1	0	0	0	56	72%
INJURED RESERVE (TORN PECTORAL TENDON)											
Totals		8/5	54	44	1.0	2	0	1	3	453	37%

TOUCHDOWNS

Date	Opponent	TDs
11/8/15	at Dallas Cowboys (W, 33-27) (OT)	67-yard INT



WR MACK HOLLINS 10



6-4 | 221  **Rookie**
BORN: Sept. 16, 1993 (Age 24)

Rockville, Maryland
Wooten High School 



North Carolina
D4a-17 (118th overall)
by Philadelphia

THREE STEP DROP

Dream job: Own a world-renowned aquarium

Interesting pets: Owned a python and boa during high school and bred African Cichlid fish. "My dad had a lion growing up, so we've had it all."

Favorite TV shows: *Good Times, Sanford & Son*

Would most like to own: Motorcycle

Favorite activity: Fishing

RECEIVING TOUCHDOWNS

UNIVERSITY OF NORTH CAROLINA HISTORY



QUINSHAD DAVIS
(2012-15)
25



HAKEEM NICKS
(2006-08)
21



MACK HOLLINS
(2013-16)
20



Mack Hollins was drafted by the Eagles in the 4th round (118th overall) of the 2017 NFL Draft. Originally from Rockville, MD, Hollins made North Carolina's football team as a walk-on and finished his career as one of the Tar Heels' top all-time receivers.

Hollins set the UNC career record with 20.6 yards per reception while his 20 career receiving TDs ranked 3rd in school history.

YARDS PER RECEPTION

NCAA PLAYERS (2015-16)

Jalen Robinette (AF)	26.2
Shelton Gibson (WVU)	23.0
Mack Hollins (UNC)	22.9

NCAA PLAYERS IN 2015

Mack Hollins (UNC)	24.8
Jalen Robinette (AF)	24.7
Shelton Gibson (WVU)	24.0

Hollins led North Carolina with a **career-high 8 receiving TDs in back-to-back seasons** from 2014-15. Among ACC players, only Virginia Tech's Isaiah Ford had more receiving TDs (17) in that span.

CAREER HIGHLIGHTS

2017 - PHILADELPHIA EAGLES (8/0)

- Caught a 64-yard TD in the 34-24 *Monday Night Football* victory vs. Was. (10/23/17), marking the longest TD reception by an Eagles rookie since **Hank Baskett** (89-yard TD) on 12/31/06 vs. Atlanta
- Totaled a career-high 38 yards on 2 receptions in the 28-23 win at Car. (10/12/17), including a career-long 20-yard reception
- Posted the first receptions of his NFL career at KC (9/17/17), finishing with 3 catches for 32 yards. Also added 1 special teams tackle



HOLLINS' CAREER STATISTICS

Year	Team	GP/S	RECEIVING					OFF SNAPS		ST
			No	Yards	Avg	Lg	TD	No	Pct	
2017	Philadelphia	8/0	8	164	20.5	64t	1	88	16%	3
Totals		8/0	8	164	20.5	64t	1	---	---	3



CAREER HIGHS

Receptions	3	9/17/17 at KC
Receiving Yards	64	10/23/17 vs. Was.
Receiving Long	64t	10/23/17 vs. Was.
Receiving TDs	1	10/23/17 vs. Was.

2017 GAME-BY-GAME STATISTICS

Date	Opp	GP/S	Rec	Yds	Avg	Lg	TD	Snaps	Pct
Sep 10	at Was	W 1/0	0	0	---	--	0	5	7%
Sep 17	at KC	L 1/0	3	32	10.7	13	0	17	22%
Sep 24	NYG	W 1/0	0	0	---	--	0	8	11%
Oct 1	at LAC	W 1/0	0	0	---	--	0	9	11%
Oct 8	Ari	W 1/0	0	0	---	--	0	14	21%
Oct 12	at Car	W 1/0	2	38	19.0	20	0	9	15%
Oct 23	Was	W 1/0	6	134	22.3	64t	1	8	12%
Oct 29	SF	W 1/0	2	30	15.0	24	0	18	26%
Nov 5	Den								
Nov 19	at Dal								
Nov 26	Chi								
Dec 3	at Sea								
Dec 10	at LAR								
Dec 17	at NYG								
Dec 25	Oak								
Dec 31	Dal								
Totals		8/0	8	164	20.5	64t	1	88	16%

COLLEGE HIGHLIGHTS

- Recorded his first-career special teams tackle in his NFL debut at Was. (9/10/17). Played snaps on special teams (6, 23%) and on offense (5, 7%)
- Came to UNC as a walk-on and finished his career as one of the top receivers in school history. Totaled 81 receptions for 1,667 yards (20.6 avg.) and 20 TDs. His 20 career receiving TDs rank 3rd all-time in Tar Heels history
- Set the UNC career record for yards per reception (20.6 avg.). Led the NCAA in yards per reception (24.8 avg.) as a junior in 2015
- Named to second-team All-ACC after finishing with 30 catches for a team-high 745 yards and 8 TDs as a junior in 2015. Earned ACC Receiver of the Week honors vs. Duke (11/7/15) and vs. Delaware (9/26/15)
- As a sophomore in 2014, collected honorable mention All-ACC accolades after finishing with 35 catches for a team-high 613 yards and 8 TDs. Garnered ACC Receiver of the Week honors after catching two passes for 120 yards and 2 TDs at Virginia (10/25/14)

TRANSACTIONS

2017 Drafted by PHI in 4th round (118th overall)
Signed 4-year contract

EXOTIC ANIMALS

Hollins, whose dream job is to own a world-renowned aquarium, has been interested in exotic animals for quite some time. He is the owner of two snakes – a Ball Python and a Sunglow Boa – and has previously owned turtles. He also breeds African Cichlid fish. However, Hollins' father, Richard, might have the most interesting pet story in their family.

"My dad had a lion growing up. His dad had it in a big cage in his yard. I guess in Ohio the permits aren't as difficult to get exotic animals. That might be where I get mine from. I don't know how Philly will feel about some of the exotic animals, but I might have to get a couple."

BIRDSEED

Hollins is the son of Karyn and Richard Hollins. Hollins prepped at Wootton High School (Rockville, MD), where he played wide receiver and on defense and also participated in basketball and lacrosse. He also spent a postgrad year at Fork Union Military Academy (Fork Union, VA). Hollins graduated from the University of North Carolina with a degree in exercise and sport science.

WALK-ON STORY

Hollins, who served four terms as a special teams captain at North Carolina, originally joined the Tar Heels football team as a walk-on and finished his career as one of the top receivers in school history, totaling 81 receptions for 1,667 yards (20.6 avg.) and 20 TDs. Hollins credits taking advantage of special teams opportunities for leading to his on-field success in college.

"Special teams is really the way I got on the field. I started on all four [special teams units] my entire career. You have one opportunity, one play, to make a difference, and I take that play very seriously. I think with special teams it's either field position or it's points, so it's just as important as any offensive or defensive snap."



WR ALSHON JEFFERY 17



6-3 | 218  **6th Year**
BORN: Feb. 14, 1990 (Age 27)




**St. Matthews,
 South Carolina**

**Calhoun County
 High School**



South Carolina
D2-12 (45th overall)
by Chicago
Acquired: FA (Chi) 2017



A premier talent at WR, **Alshon Jeffery** was signed by the Philadelphia Eagles on March 10, 2017, after spending the first five years of his career with the Chicago Bears. Jeffery, who was named to the 2014 Pro Bowl, was originally selected by the Bears in the 2nd round (45th overall) of the 2012 NFL Draft and has amassed 332 catches for 4,965 yards (15.0 avg.) and 29 TDs in 71 career games. Since 2013, Jeffery has posted the 8th-most receiving yards (4,598) in the NFL.

NFL SINCE 2013

25+ YARD RECEPTIONS

Antonio Brown	65
T.Y. Hilton	63
DeSean Jackson	58
Demaryius Thomas	49
Rob Gronkowski	48
Julio Jones	47
Alshon Jeffery	45
Doug Baldwin	45

YARDS PER CATCH (MIN. 250)

T.Y. Hilton	15.7
Rob Gronkowski	15.6
Alshon Jeffery	14.9
Julio Jones	14.9

THREE STEP DROP

First job: Doing inventory at a kids school at the mall

Desired talent: Ability to sing

If he could play another sport, what position/team: Point guard or shooting guard, Chicago Bulls

Best player he ever lined up against:
"Myself, because you have to beat yourself first before you do anything else."

Player he models his game after:
Randy Moss

Favorite movies:
Friday and The Notebook

Favorite TV shows:
Power and Game of Thrones

Favorite meal: Lasagna

Three favorite throwback jerseys:
Michael Jordan, Chicago Bulls;
Penny Hardaway, Orlando Magic;
Kobe Bryant, Los Angeles Lakers

CAREER HIGHLIGHTS

- Among NFL players with at least 250 receptions since 2013, ranks 3rd in yards per catch (14.9), behind **T.Y. Hilton** (15.7) and **Rob Gronkowski** (15.6)
- Is tied for 7th in receptions of 25+ yards (45) since 2013, trailing only **Antonio Brown** (65), **T.Y. Hilton** (63) **DeSean Jackson** (58), **Demaryius Thomas** (49), **Rob Gronkowski** (48) and **Julio Jones** (47)
- Has posted the 7th-most receiving yards (4,598) in the NFL since 2013, trailing only **Antonio Brown** (7,150), **Julio Jones** (5,993), **Demaryius Thomas** (5,891), **T.Y. Hilton** (5,527), **A.J. Green** (5,300) and **DeAndre Hopkins** (5,093)

WR ALSHON JEFFERY 17



JEFFERY'S CAREER STATISTICS

Year	Team	GP/S	RECEIVING					OFF SNAPS	
			No	Yards	Avg	Lg	TD	No	Pct
2012	Chicago	10/6	24	367	15.3	55	3	431	41%
2013	Chicago	16/14	89	1421	16.0	80t	7	963	91%
2014	Chicago	16/16	85	1133	13.3	74	10	957	90%
2015	Chicago	9/8	54	807	14.9	50	4	502	46%
2016	Chicago	12/12	52	821	15.8	54	2	692	69%
2017	Philadelphia	8/8	28	416	14.9	53t	3	466	83%
Totals		71/64	332	4965	15.0	80t	29	---	---

ADDITIONAL CAREER STATISTICS

Rushing: (22-138, 6.3 avg.) - 2013 (16-105, 6.6 avg.); 2014 (6-33, 5.5 avg.)

Fumbles/Lost: (5/1) - 2013 (3/1); 2014 (1/0); 2015 (1/0)

2-Point Conversions: (2) - 1 at Was. (9/10/17); 1 vs. SF (10/29/17)

CAREER HIGHS

Receptions	12	12/1/13 at Min.
Receiving Yards	249	12/1/13 at Min.
Receiving Long	80t	12/1/13 at Min.
Receiving TDs	2	2x, last: 11/27/14 at Det.

CAREER HIGHLIGHTS (Continued)

2017 - PHILADELPHIA EAGLES (8/8)

- Provided a quick answer following a third quarter TD by the 49ers that cut the Eagles' lead to 20-7 vs. SF (10/29/17). Three plays after the score, lept over 49ers CB **Ahkello Witherspoon** at the 25-yard line and raced down the sideline for a 53-yard touchdown. Also registered his second 2-point conversion of the season in the second quarter
- Late in the 3rd quarter at Car. (10/12/17) hauled in a season-long 37-yard reception from Wentz to move the Eagles deep into Panthers' territory. Two plays later, Wentz connected with WR **Nelson Agholor** on a 24-yard TD that put Philadelphia up 28-16. Led the Eagles with 71 receiving yards on 4 catches (17.8 avg.)
- Capped the Eagles' first drive of the game at LAC (10/1/17) with an 8-yard TD reception from Wentz
- Caught a 19-yard pass from Wentz and ducked out of bounds at the Giants 43 with 1 second remaining in regulation vs. NYG (9/24/17). The clutch reception set up K **Jake Elliott's** game-winning, 61-yard field goal that gave the Eagles a 27-24 victory and improved the team's record to 2-0 in the NFC East

2017 GAME-BY-GAME STATISTICS

Date	Opp	GP/S	Rec	Yds	Avg	Lg	TD	Snaps	Pct	
Sep 10	at Was	W	1/1	3	38	12.7	24	0	60	88%
Sep 17	at KC	L	1/1	7	92	13.1	18	1	61	85%
Sep 24	NYG	W	1/1	4	56	14.0	19	0	67	88%
Oct 1	at LAC	W	1/1	3	29	9.7	13	1	68	86%
Oct 8	Ari	W	1/1	3	31	10.3	16	0	53	79%
Oct 12	at Car	W	1/1	4	71	17.8	37	0	56	90%
Oct 23	Was	W	1/1	2	37	18.5	24	0	53	82%
Oct 29	SF	W	1/1	2	62	31.0	53t	1	48	69%
Nov 5	Den									
Nov 19	at Dal									
Nov 26	Chi									
Dec 3	at Sea									
Dec 10	at LAR									
Dec 17	at NYG									
Dec 25	Oak									
Dec 31	Dal									
Totals			8/8	28	416	14.9	53t	3	466	83%

100+ YARD GAMES (13)

Date	Opponent	Yards	Rec	TDs
12/1/13	at Minnesota Vikings (L, 20-23)	249	12	2
10/6/13	vs. New Orleans Saints (L, 18-26)	218	10	1
11/9/15	at San Diego Chargers (W, 22-19)	151	10	0
10/18/15	at Detroit Lions (L, 34-37)	147	8	1
10/12/14	at Atlanta Falcons (W, 27-13)	136	5	0
11/16/14	vs. Minnesota Vikings (W, 21-13)	135	11	1
11/1/15	vs. Minnesota Vikings (L, 20-23)	116	10	1
11/10/13	vs. Detroit Lions (L, 19-21)	114	9	0
12/13/15	vs. Washington Redskins (L, 21-24)	107	6	1
9/29/13	at Detroit Lions (L, 32-40)	107	5	1
9/11/16	at Houston Texans (L, 14-23)	105	4	0
9/22/14	at New York Jets (W, 27-19)	105	8	0
10/20/13	at Washington Redskins (L, 41-45)	105	4	0

MULTI-TOUCHDOWN GAMES (2)

Date	Opponent	TDs
11/27/14	at Detroit Lions (L, 17-34)	2
12/1/13	at Minnesota Vikings (L, 20-23)	2

BIRDSEED

Jeffery attended Calhoun County HS (St. Matthews, SC), where he was named first-team all-state as a defensive back. As a senior, Jeffery caught 35 passes for 740 yards and 14 TDs, averaged 65 yards on kickoff returns and 35 yards on punt returns with 3 TDs and totaled 50 tackles on defense. Jeffery, who was also a standout basketball player, helped lead Calhoun County to four state titles.

S MALCOLM JENKINS 27



6-0 | 204 **9th Year**
BORN: Dec. 20, 1987 (Age 29)



**Piscataway,
New Jersey** ★

**Piscataway
High School**



Ohio State

D1-09 (14th overall)

by New Orleans

Acquired: FA (NO) 2014

MOST INT-TDs

NFL PLAYERS SINCE 2009



**AQIB
TALIB**
10



**MALCOLM
JENKINS**
6



**JANORIS
JENKINS**
6



**CHARLES
TILLMAN**
6

THREE STEP DROP

First job: Working in the township parks department in high school

Favorite movie: School Daze

If he could play another sport, what position/team: Anchor for the United States Olympic track team in the 4x4 relay

Best player he has lined up against: Former Lions WR Calvin Johnson

Favorite athlete growing up: Ray Lewis

Three favorite throwback jerseys:

**Joe Namath, New York Jets;
Sean Taylor, Washington Redskins;
Michael Jordan, UNC**



A dynamic playmaker at the safety position, **Malcolm Jenkins** signed with Philadelphia on the first day of free agency in 2014 and has emerged as a pillar in the Eagles locker room. Originally selected by the Saints with the 14th-overall pick in the 2009 NFL Draft, Jenkins leads all safeties with 6 INT-TDs since entering the league. He is also the only player in team history to string together three straight seasons with an INT-TD.

MOST INT-TDs

EAGLES HISTORY

Eric Allen 5

Malcolm Jenkins 4

MOST INT-TDs

NFL PLAYERS SINCE 2013

Aqib Talib 6

William Gay 5

Malcolm Jenkins 4

Eric Berry 4

Karlos Dansby 4


CAREER HIGHLIGHTS

- Since he entered the league in 2009, is one of only four NFL players to record 6 INT-TDs, joining **Aqib Talib** (10), **Charles Tillman** (6) and **Janoris Jenkins** (6). Is the only safety to accomplish the feat
- Joins **Aqib Talib** (6), **William Gay** (5), **Eric Berry** (4) and **Karlos Dansby** (4) as the only NFL players with at least 4 INT-TDs since 2013. Jenkins and Berry are the only safeties with 4 INT-TDs in that span
- Ranks 2nd in Eagles history with 4 INT-TDs, trailing only **Eric Allen** (5 from 1988-94)
- Is one of only seven NFL players with 10+ INTs (10) and 5+ FFs (5) since 2013, joining **Glover Quin** (19 INTs, 5 FFs), **Mike Adams** (14 INTs, 7 FFs), **Earl Thomas** (15 INTs, 7 FFs), **Luke Kuechly** (12 INTs, 5 FFs), **Janoris Jenkins** (10 INTs, 5 FFs) and **Byron Maxwell** (10 INTs, 9 FFs)



HUMBLE BEGINNINGS

For a player who won a Super Bowl and played in a Pro Bowl, Jenkins' career did not exactly begin in a blaze of glory. Jenkins was originally a 9-year-old, back-up guard for the Piscataway Braves of his Pop Warner squad in New Jersey. Jenkins recalled that he played just seven plays per game that was mandatory for all players in that league. "All I remember is that I got my seven plays in and from there it was a race to get the free hot dog."



STYLIN' IN THE SECONDARY

Jenkins has fully immersed himself in the world of fashion and, more specifically, the bow tie. At the suggestion from his wife, Morrissa, Jenkins launched his own company, Rock Avenue Bow Ties, which specializes in the design and creation of neck wear and pocket squares and encourages self expression in its customers. For more info, visit rockavenuebowties.com.



MALCOLM JENKINS FOUNDATION

Launched in 2010, the Malcolm Jenkins Foundation aims to provide resources, experiences and opportunities for the underserved youth. The organization's goal is to inspire and create positive change in the lives of children. Said Jenkins, "For as much as I have been given in life, I feel obligated to give children the guidance, experience and an opportunity. And then watch them take off." For more info, please visit TheMalcolmJenkinsFoundation.org.



During the 2017 offseason, Jenkins opened his own custom suite store in Philadelphia, **Damari Savile**.

MOTIVATING VOICES

Jenkins credits many for helping him get to where he is today, but he singled out three people: his father, Lee Jenkins; his high school football and track coach, Larry Lester; and his college coach, Jim Tressel.

"My father's best advice was, 'You don't know what you don't know,' meaning you constantly need to learn more. Larry Lester taught me how to prepare and how to train. We'd sometimes be the only two people on the field on a weekend, just trying to get myself better. And Coach Tressel taught me about integrity and how to be a pro before I even became a pro."



BYRON "WHIZZER" WHITE AWARD

In February 2017, Jenkins was announced as the recipient of the NFLPA's Byron "Whizzer" White Award for his outstanding charitable efforts off the field. As the winner, Jenkins received \$100,000 to donate to the charity of his choice.

Jenkins joined Brian Dawkins, Troy Vincent and Reggie White as Eagles who have won the Byron "Whizzer" White Award.

Byron "Whizzer" White led the NFL in rushing yards in 1938 and 1940 and later served as a Supreme Court Justice from 1962-93.

CELEBRITY FAMILY FEUD

In 2016, Jenkins participated in a NFL version of *Celebrity Family Feud* hosted by Steve Harvey, which aired on July 3. Jenkins and the rest of the NFC defense defeated the AFC offense and collected \$25,000 for Got Your 6 charity in the Fast Money round, thanks to Jenkins' impressive 152-point effort.

HONORED BY ALMA MATER

Jenkins earned the Jesse Owens Influential Athlete Award by the Ohio State Alumni Association in 2012. This award acknowledges "an African-American alumnus and former student-athlete who exemplifies great character and talent, demonstrates exceptional professional success and continues to reflect the highest qualities of a consummate athlete and humanitarian."

THE WALKING DEAD

After reading *The Zombie Survival Guide* by Max Brooks, Jenkins began collecting an array of different survival tools in what he describes as a "half-hearted attempt at doomsday prepping." Jenkins names AMC's *The Walking Dead* as his favorite TV show.

MALCOLM & MORRISA

Jenkins and his wife, Morrissa, have one daughter, Elle. Malcolm and Morrissa met on Facebook while he was a senior at Ohio State. "She was at Southern Miss, so we talked on Facebook for a while and I just happened to get drafted by the Saints. New Orleans was only an hour and 10 minutes from where she was in Hattiesburg, so we started hanging out and the rest is history."

BIRDSEED

Jenkins is the son of Willie Lee and Gwendolyn V. Jenkins. His dad is a software engineer for Comcast and his mom is the president of the Malcolm Jenkins Foundation.

Jenkins was a leader in the Omega Psi Phi fraternity at Ohio State, graduating with a bachelor's degree in communications.

Morrissa recently started a company called Meaux Moisture (meauxmoisture.com), which sells all-natural body care products. "I use her products on my beard," said Jenkins. "I give all the credit for my beard to my wife."



S MALCOLM JENKINS 27



JENKINS' CAREER STATISTICS

Year	Team	GP/S	TACKLES					PASS DEFENSE					FUMBLES			DEF SNAPS		ST	
			Total	Solo	Asst	TFL	Sacks	Int	Yds	Lg	TD	PD	Hur	FF	FR	Yds	No		Pct
2009	New Orleans	14/6	55	49	6	0.0	0.0	1	14	14	0	4	2	0	0	0	N/A	N/A	9
2010	New Orleans	15/15	64	54	10	3.0	1.0	2	105	96t	1	12	1	1	2	0	N/A	N/A	4
2011	New Orleans	15/15	77	63	14	0.0	1.0	0	0	--	0	9	4	1	1	30	N/A	N/A	0
2012	New Orleans	13/13	94	65	29	2.0	0.0	1	55	55t	1	7	2	0	0	0	873	77%	0
2013	New Orleans	14/14	68	44	24	4.0	2.5	2	35	31	0	6	3	2	0	0	819	84%	1
2014	Philadelphia	16/16	113	68	45	3.0	0.0	3	67	53t	1	14	0	0	1	0	1153	99%	4
2015	Philadelphia	16/16	120	92	28	13.0	0.0	2	99	99t	1	15	0	3	1	0	1214	99%	9
2016	Philadelphia	16/16	114	82	32	5.0	1.0	3	98	64t	2	13	3	0	1	0	1019	99%	3
2017	Philadelphia	8/8	70	48	22	6.0	1.0	0	0	--	0	6	1	0	0	0	514	100%	3
Totals		127/119	775	565	210	36.0	6.5	14	473	99t	6	86	16	7	6	30	---	---	33

PLAYOFFS

2009	New Orleans	2/0	5	5	0	1.0	0.0	0	0	--	0	1	0	0	0	0	N/A	N/A	0
2010	New Orleans	0/0	0	0	0	0.0	0.0	0	0	--	0	0	0	0	0	0	N/A	N/A	0
2011	New Orleans	2/2	13	12	1	1.0	1.0	0	0	--	0	1	1	0	0	0	N/A	N/A	0
2013	New Orleans	2/2	8	4	4	0.0	0.0	0	0	--	0	0	0	0	0	0	118	100%	0
Totals		6/4	26	21	5	2.0	1.0	0	0	--	0	2	1	0	0	0	---	---	0

ADDITIONAL CAREER STATISTICS

2017 GAME-BY-GAME STATISTICS

Date	Opp	GP/S	Tot	Solo	Sk	Int	PD	FF	FR	Snaps	Pct
Sep 10	at Was	W 1/1	6	3	0.0	0	1	0	0	63	100%
Sep 17	at KC	L 1/1	6	4	0.0	0	1	0	0	53	100%
Sep 24	NYG	W 1/1	11	6	0.0	0	0	0	0	69	100%
Oct 1	at LAC	W 1/1	7	6	0.0	0	0	0	0	57	100%
Oct 8	Ari	W 1/1	9	5	0.0	0	2	0	0	60	100%
Oct 12	at Car	W 1/1	10	5	0.0	0	1	0	0	82	100%
Oct 23	Was	W 1/1	13	13	1.0	0	0	0	0	64	100%
Oct 29	SF	W 1/1	8	6	0.0	0	1	0	0	66	100%
Nov 5	Den										
Nov 19	at Dal										
Nov 26	Chi										
Dec 3	at Sea										
Dec 10	at LAR										
Dec 17	at NYG										
Dec 25	Oak										
Dec 31	Dal										
Totals		8/8	70	48	1.0	0	6	0	0	514	100%

CAREER HIGHS

Total Tackles	14	9/20/15 vs. Dal.
Solo Tackles	13	10/23/17 vs. Was.
Sacks	1.5	10/13/13 at NE
INTs	2	2x, last: 12/22/16 vs. NYG
PDs	3	8x, last: 12/22/16 vs. NYG
FFs	2	9/27/15 at NYJ
FRs	1	6x, last: 10/23/16 vs. Min.

CAREER HIGHLIGHTS (Continued)

2017 - PHILADELPHIA EAGLES (8/8)

- Through the Eagles' first eight games, has played every defensive snap and leads the team with 70 tackles (48 solo)
- Dropped Redskins QB **Kirk Cousins** for his first sack of the season vs. Was. (10/23/17) and led the team with 13 tackles in Week 5 vs. Ari. (10/8/17), led the defense with 9 tackles and tallied a season-high 2 passes defended

2016 - PHILADELPHIA EAGLES (16/16)

- Only four NFL players had 2 INT-TDs in 2016: **Malcolm Jenkins**, **Eric Berry**, **Deion Jones** and **Bradley Roby**. Jenkins joined **Lito Sheppard** (2 in 2004), **Eric Allen** (4 in 1993), **Seth Joyner** (2 in 1992) and **Bibbles Bawel** (2 in 1995) as the only Eagles with multiple INT-TDs in a single season
- Intercepted Giants QB **Eli Manning** twice (1 for TD) vs. NYG (12/22/16), giving him his second-career multi-INT game. Became the first Eagle with 2 INTs and 1 TD in a single game since **Dimitri Patterson** (11/15/10 at Was.). His performance earned him his fourth-career **NFC Defensive Player of the Week** award (second with the Eagles)



DT TIM JERNIGAN 93



6-2 | 295  **4th Year**
BORN: Sept. 24, 1992 (Age 25)

**Lake City,
Florida** 

**Columbia
High School**



Florida State
D2-14 (48th overall)
by Baltimore
Acquired: T-Bal-2017



Originally selected by the Ravens in the 2nd round (48th overall) of the 2014 NFL Draft, **Tim Jernigan** was acquired by the Eagles in a trade with Baltimore on April 4, 2017. In 51 career regular-season games, Jernigan has recorded 110 tackles (55 solo), 40 hurries, 24.0 TFL, 14.5 sacks, 3 PDs and 1 FR. The 24-year-old interior lineman has produced 4.0+ sacks in three straight years, including a career-high 5.0 QB takedowns in 2016.

MOST SACKS

BALTIMORE RAVENS IN 2016

Terrell Suggs	8.0
Tim Jernigan	5.0
Matt Judon	4.0

TACKLES FOR LOSS

BALTIMORE RAVENS IN 2016

Terrell Suggs	11.0
Tim Jernigan	9.0
Zach Orr	6.0

THREE STEP DROP

First job: Bag boy at Winn-Dixie

Hobbies: Antique cars. Owns 1964 and 1972 Chevrolet Impalas

Bucket list: Learning how to ski

If he could play another sport:

“Every big man dreams of being a point guard. I would’ve definitely been a point guard if I could’ve had it my way.”

Best players he’s lined up against: Mike and Maurkice Pouncey

Favorite athletes: Muhammad Ali, Mike Tyson, Terrell Owens

Moment left star struck: Meeting Michael Vick after playing the Steelers in 2015

Favorite movie: Next Friday

Favorite TV show: Power

Favorite music: Rick Ross

CAREER HIGHLIGHTS

2017 - PHILADELPHIA EAGLES (8/8)

- Recorded his first sack as an Eagle against Redskins QB **Kirk Cousins** at Was. (9/10/17). Became the first Eagles DL to register a sack in his first game with the team since **Fletcher Cox** (9/9/12 at Cle.)

2016 - BALTIMORE RAVENS (16/15)

- Produced 31 tackles (16 solo) and recorded career highs with 9.0 TFL and 5.0 sacks for a Ravens defense that allowed the 5th-fewest rushing yards (89.4 ypg) in the NFL and ranked 7th overall (322.1 ypg)
- Intercepted a Steelers QB **Ben Roethlisberger** pass tipped by DT **Brandon Williams** for his first-career INT in the 21-14 victory vs. Pit. (11/6/16)



JERNIGAN'S CAREER STATISTICS

Year	Team	GP/S	TACKLES					PASS DEFENSE						FUMBLES			DEF SNAPS	
			Total	Solo	Asst	TFL	Sacks	Int	Yds	Lg	TD	PD	Hur	FF	FR	Yds	No	Pct
2014	Baltimore	12/3	23	11	12	3.0	4.0	0	0	--	0	0	10	0	0	0	304	28%
2015	Baltimore	15/6	37	18	19	4.0	4.0	0	0	--	0	0	14	0	0	0	531	50%
2016	Baltimore	16/15	31	16	15	9.0	5.0	1	0	0	0	3	11	0	1	0	630	60%
2017	Philadelphia	8/8	19	12	7	8.0	1.5	0	0	--	0	0	5	0	0	0	281	55%
Totals		51/32	110	57	53	24.0	14.5	1	0	0	0	3	40	0	1	0	---	---

PLAYOFFS

2014	Baltimore	1/0	2	2	0	1.0	1.0	0	0	--	0	0	2	0	0	0	18	26%
Totals		1/0	2	2	0	1.0	1.0	0	0	--	0	0	2	0	0	0	---	---

CAREER HIGHS

Total Tackles	6	3x, last: 9/18/16 at Cle.
Solo Tackles	4	9/18/16 at Cle.
Sacks	2.0	12/14/14 vs. Jax.
Hurries	5	12/14/14 vs. Jax.
PDs	2	9/25/16 at Jax.
FFs	-	---
FRs	1	10/23/16 at NYJ

2017 GAME-BY-GAME STATISTICS

Date	Opp	GP/S	Tot	Solo	Sk	Hur	PD	FF	FR	Snaps	Pct
Sep 10	at Was	W 1/1	2	1	1.0	0	0	0	0	40	63%
Sep 17	at KC	L 1/1	5	2	0.5	0	0	0	0	32	60%
Sep 24	NYG	W 1/1	3	3	0.0	1	0	0	0	50	72%
Oct 1	at LAC	W 1/1	2	1	0.0	2	0	0	0	42	74%
Oct 8	Ari	W 1/1	4	2	0.0	1	0	0	0	46	77%
Oct 12	at Car	W 1/1	1	1	0.0	1	0	0	0	25	30%
Oct 23	Was	W 1/1	0	0	0.0	0	0	0	0	17	27%
Oct 29	SF	W 1/1	2	2	0.0	0	0	0	0	29	44%
Nov 5	Den										
Nov 19	at Dal										
Nov 26	Chi										
Dec 3	at Sea										
Dec 10	at LAR										
Dec 17	at NYG										
Dec 25	Oak										
Dec 31	Dal										
Totals		8/8	19	12	1.5	5	0	0	0	281	55%

CAREER HIGHLIGHTS (Continued)

- Recorded his first-career fumble recovery and tallied 4 tackles, 2 hurries and 1.0 sack at NYJ (10/23/16)
- Posted 2 tackles, a career-high 2 PDs (one of which led to an INT) and 1.0 sack in the 19-17 win at Jax. (9/25/16)
- Tied his career-high with 6 tackles (4 solo) and notched 1.0 sack, 3 hurries and 2 TFL in a 25-20 win at Cle. (9/18/16)

2015 - BALTIMORE RAVENS (15/6)

- Established a career high with 37 tackles (18 solo) for a Ravens defense (337.4 ypg) that ranked 8th in the NFL. Also added 4.0 sacks for a second-consecutive season
- Led all Ravens defensive linemen with a career-high-tying 6 tackles at Cin. (1/3/16)

2014 - BALTIMORE RAVENS (12/3, Playoffs: 1/0)

- Contributed 23 tackles (11 solo) and 4.0 sacks for a Ravens defense that finished 2nd in the NFL (tied with Philadelphia) with 49.0 sacks (Buffalo - 54.0)
- Saw action in his first-career postseason game, posting 2 tackles and 1.0 sack in the Divisional playoff at NE (1/10/15)
- Started his first-career game vs. Jax. (12/14/14), tallying 4 tackles (3 solo) and a career-high 2.0 sacks for a defense that had a season-high 8.0 sacks in the 20-12 win



BIRDSEED

Jernigan prepped at Columbia High School (Lake City, FL), where he earned U.S. Army All-American and All-USA first-team defense recognition (*USA Today*), was named to the 2010 All-First Coast first-team (*Florida Times-Union*) and was rated a five-star defensive lineman (*Scout.com*). Jernigan recorded 77 tackles, 32 TFL, 14.0 sacks and 1 INT as a senior, while also scoring 4 goal-line TDs as a short-yardage running back.

T LANE JOHNSON 65



6-6 | 317  **5th Year**
BORN: May 8, 1990 (Age 27)



Oklahoma
D1-13 (4th overall)
by Philadelphia



A physically gifted athlete who played collegiately as a quarterback, tight end and defensive lineman at Oklahoma before transitioning to the offensive line in 2011, **Lane Johnson** was selected by the Philadelphia Eagles with the No. 4-overall pick in the 2013 NFL Draft. During the 2016 offseason, Johnson signed a new six-year contract with the Eagles.

CAREER HIGHLIGHTS

- Started all 16 games in 2015, opening 14 contests at RT and making his first two career starts at LT at Dal. (11/8/15) and vs. Mia. (11/15/15)
- Opened 12 contests at RT in 2014, helping pave the way for the NFL's 3rd-leading rusher, **LeSean McCoy** (1,319 yards), while allowing just one sack
- In 2013, helped the Eagles set then-team records in both points scored (442) and total net yards (6,676). Was part of an offensive line that blocked for the NFL's leading rusher, **LeSean McCoy**, who posted a franchise-record 1,607 yards
- Made his NFL debut at Was. (9/9/13), becoming the first Eagles rookie to start at tackle on opening day since **John Welbourn** in 1999

THREE STEP DROP

Hobbies: Hunting and fishing

Funniest Eagle: Allen Barbre

Favorite movie: *Forrest Gump*

Favorite TV show: *Impractical Jokers*

First job: Grave digger in high school

Biggest pet peeve: Drivers that take a long time to make a turn

Favorite teams/athletes growing up: Houston Rockets, Green Bay Packers & Brett Favre

If he could play another sport, what position: Small forward, Houston Rockets

Three favorite throwback jerseys: Hakeem Olajuwon, Houston Rockets; Michael Vick, Atlanta Falcons; Bo Jackson, Los Angeles Raiders

IN THE TRENCHES

Best part of being an offensive lineman: Being physical and the brotherhood that exists with his fellow linemen

Worst part about being 6-6, 317: Not having the beach body you want

Most underrated aspect of the position: Athleticism

Best player he has lined up against: Dwight Freeney

T LANE JOHNSON 65



LIFE IN THE FAST LANE

Johnson did not start playing football until the 7th grade when he was a quarterback for his middle school team in Coldspring, TX. He earned all-state honors as a QB in high school, but did not receive a scholarship offer.

He began his college career at Kilgore (TX) College, where, at 202 pounds, he quarterbacked the Rangers in 2008. After transferring to Oklahoma as a tight end in 2009, he redshirted for one year before playing tight end and defensive end in 2010.

He finally settled in as a right tackle in 2011 before moving to the left side in 2012.

MOTHER'S INFLUENCE

Johnson credits his mother, Ray Ann, for being where he is today. Ray Ann has a degree in criminal justice and works as a social worker with death-row inmates at a prison in Riverside, TX. Lane was proud to purchase his mother a new home in 2014.

"She was a single mother and she raised me by herself. She didn't have a lot, but she made sure I was happy."

FAMILY TIES

Johnson leans on the advice of his father-in-law, John Goodman, who played defensive line for the Pittsburgh Steelers from 1981-85.

"He's been a mentor to me. He's been in my shoes - been there, done that. He's taught me how to best work through adversity and the tough times."



@Lanejohnson65

STRONG IMPRESSION

Before transferring to Oklahoma, Johnson played one year at Kilgore (TX) College for head coach J.J. Eckert. Eckert on Johnson's progression:

"One day we were in a goal-line drill and we were short a tight end due to injuries, and we have this big monster (Johnson) sitting right next to us. We said, 'Could you go play tight end on this play? Just run through the C-gap and if you see someone, just hit 'em. Well, he pancaked a linebacker and Division I college coaches were there and his stock went high basically just on one play in a goal-line drill."

SMALL TOWN ROOTS

Johnson's graduating class from Groveton High School consisted of just 35 students. In fact, Groveton's listed population in 2010 was just 1,057.

Johnson played quarterback and safety at Groveton, where he was an all-region and honorable mention all-state selection. Johnson also lettered in track and field, as he placed 4th in the shot put at the state's track championships. He was also a member of Groveton's baseball and basketball teams.

BIRDSEED

Johnson and his wife, Chelsea, reside in Edmond, OK. They have a son, Jace; a daughter, Journey Lane; and a dog, Mox. Johnson majored in human relations at Oklahoma.

COLLEGE HIGHLIGHTS

- As a senior in 2012, started 11 games at left tackle and garnered third-team All-America accolades from CBSsports.com and second-team All-Big 12 honors from the conference's coaches. Anchored a Sooner offense that ranked 12th in the nation with 497.9 total yards per game and registered a team-best 123 knockdowns. Also led the Big 12 with 19 TD-resulting blocks
- Started 12 games at right tackle as a junior in 2011 as the Sooners ranked 10th in the nation in scoring (39.5 ppg), 5th in offense (512.3 ypg) and 5th in passing (349.4 ypg), while allowing the 7th-fewest sacks in the nation (11)
- Began his sophomore season in 2010 as a tight end before converting to a defensive lineman
- Was a two-time Academic All-Big 12 first-team honoree
- Redshirted in 2009 after transferring from Kilgore (TX) College
- Appeared in nine games as a reserve QB at Kilgore, completing 32 of 61 passes for 510 yards, 3 TDs and 7 INTs, while adding 24 yards and 1 TD on 17 carries

TRANSACTIONS

- 2013** Drafted by PHI in 1st round (4th overall)
Signed 4-year contract
- 7/23/14** Suspended by NFL for four games
- 9/29/14** Activated from reserve/suspended list
- 1/29/16** Signed 6-year contract through 2021
- 10/11/16** Suspended by NFL for 10 games
- 12/20/16** Activated from reserve/suspended list

JOHNSON'S CAREER SERVICE						
			STARTS		OFF SNAPS	
Year	Team	GP/S	LT	RT	No	Pct
2013	Philadelphia	16/16	0	16	1102	100%
2014	Philadelphia	12/12	0	12	889	76%
2015	Philadelphia	16/16	2	14	1156	100%
2016	Philadelphia	6/6	0	6	407	36%
2017	Philadelphia	7/7	0	7	463	83%
Totals		57/57	2	55	---	---
PLAYOFFS						
2013	Philadelphia	1/1	0	1	58	100%
Totals		1/1	0	1	---	---

WR MARCUS JOHNSON 14



6-1 | 204  1st Year
BORN: August 5, 1994 (Age 23)



**League City,
Texas**

**Clear Springs
High School**



Texas

Acquired: UDFA 2016



Marcus Johnson originally signed with the Eagles in the 2016 offseason as an undrafted free agent and spent time on the Eagles practice squad last season. During his four-year collegiate career at Texas, Johnson played in 42 games (18 starts) and totaled 61 catches for 793 yards (13.0 avg.) and 4 TDs.

BIRDSEED



- Grew up a loyal fan of the Texas Longhorns and considers the school's last win over Texas A&M - a game-winning field goal by Justin Tucker in 2011 - to be one of his two greatest sports moments
- Looks up to Cardinals WR Larry Fitzgerald: "He made me want to play wide receiver. He approaches his job with great focus and is a true student of the game. I really enjoy watching him on film because it gives me a chance to visualize and understand how much he concentrates on the small details of the game."
- Compiled 110 catches for 2,051 yards (18.6 avg.) and 21 touchdowns in his final three seasons at Clear Spring High School in League City, TX. Lettered in track and field
- His father, Morlon, played basketball at Prairie View A&M and his mother, Laquitha, is a vascular technician
- Has a younger brother, Malik, and a younger sister, McKenzie

THREE STEP DROP

First job: Worked as a landscaper in high school

If he could play another pro sport: Outfield, New York Yankees

Favorite meal: His mother's jambalaya

Favorite movies: Any horror film

Favorite TV show: American Horror Story

Favorite musician: Lil Wayne

Favorite Halloween costume: The "Scream" outfit

**Three favorite throwback jerseys:
Allen Iverson, Philadelphia 76ers
Wilt Chamberlain, L.A. Lakers
Babe Ruth, NY Yankees**

TRANSACTIONS

2016	Signed by PHI as UDFA
9/3/16	Waived by PHI
9/4/16	Signed by PHI to practice squad
9/13/16	Released by PHI from practice squad
12/2/16	Signed by PHI to practice squad
1/2/17	Re-signed by PHI

COLLEGE HIGHLIGHTS

- Appeared in 42 games (18 starts) for the Texas Longhorns, finishing his career with 61 catches for 793 yards (13.0 avg.) and 4 TDs
- Played in 10 games (7 starts) as a senior in 2015, notching 12 catches for 130 yards (10.6 avg.) and a touchdown
- Appeared in 13 games (7 starts) as a junior in 2014 and snagged a career-high 27 receptions for 313 yards (11.6 avg.) and a score. Also contributed in the return game with 10 kick returns for 191 yards (19.1 avg.)

WR MARCUS JOHNSON 14



2017 GAME-BY-GAME STATISTICS												
Date	Opp	GP/S	Rec	Yds	Avg	Lg	TD	Snaps	Pct			
9/10	at Was	W	1/0	0	0	0.0	0	0	7	5%		
9/17	at KC	L	0/0	INACTIVE								
9/24	NYG	W	1/0	0	0	0.0	0	0	7	9%		
10/1	at LAC	W	1/0	0	0	0.0	0	0	9	11%		
10/8	Ari	W	1/0	1	6	6.0	6	0	14	21%		
10/12	at Car	W	1/0	1	16	16.0	16	0	6	10%		
10/23	Was	W	1/0	0	0	0.0	0	0	10	15%		
10/29	SF	W	1/0	0	0	0.0	0	0	21	30%		
11/5	Den											
11/19	at Dal											
11/26	Chi											
12/3	at Sea											
12/10	at LAR											
12/17	at NYG											
12/25	Oak											
12/31	Dal											
Totals			7/0	2	22	11.0	16	0	74	13%		

JOHNSON'S CAREER STATISTICS											
			RECEIVING					OFF SNAPS		ST	
Year	Team	GP/S	No	Yards	Avg	Lg	TD	No	Pct	T	
2017	Philadelphia	7/0	2	22	11.0	16	0	74	13%	0	
Totals			7/0	2	22	11.0	16	0	---	---	0

P DONNIE JONES 8



6-2 | 221  **14th Year**
BORN: July 5, 1980 (Age 37)

AP
 2008

AP
 2009

A veteran of 13 NFL seasons, **Donnie Jones** signed with the Eagles in 2013 and quickly solidified himself as the top punter in franchise history in terms of both gross and net punting average. Jones was originally drafted by the Seattle Seahawks in the seventh round of the 2004 NFL Draft and went on to become a two-time All-Pro selection with St. Louis from 2008-09.



Baton Rouge, Louisiana

Baton Rouge Catholic


LSU

Louisiana State

D7-04 (224th overall)

by Seattle

Acquired: FA (Hou) 2013



GROSS PUNTING AVG. EAGLES ALL-TIME HISTORY

Donnie Jones (2013-present)	45.2
Joe Muha (1946-50)	43.0
Sav Rocca (2007-10)	42.9

EAGLES SINGLE-SEASON HISTORY

Joe Muha (1948)	47.3
Donnie Jones (2015)	47.0
Mat McBriar (2012)	46.6
Donnie Jones (2016)	45.8

NET PUNTING AVG. EAGLES ALL-TIME HISTORY

Donnie Jones (2013-present)	39.3
Sav Rocca (2007-10)	37.6
Dirk Johnson (2003-06)	36.0

EAGLES SINGLE-SEASON HISTORY

Donnie Jones (2015)	41.6
Donnie Jones (2016)	40.7
Donnie Jones (2013)	40.5

CAREER HIGHLIGHTS

- Jones is the top punter in Eagles history in terms of gross average, net average, and punts inside the 20
- Has played in 200 consecutive games, which stands as the fourth-longest active streak in the NFL, trailing Texans P **Shane Lechler** (241), Cowboys TE **Jason Witten** (222), and Giants QB **Eli Manning** (202)

CAREER PUNTS INSIDE THE 20

EAGLES ALL-TIME HISTORY

126	Donnie Jones (2013-present)
106	Jeff Feagles (1990-93)
102	Sav Rocca (2007-10)

THREE STEP DROP

Actor that would play him in a movie:

Will Ferrell in a comedy and Robert De Niro in a drama

First job: **Working in the Chicken Shack at Blue Bayou, a water park in Baton Rouge**

Career if not football:

Working at a brokerage firm

Favorite movie: ***The Shawshank Redemption***

Favorite TV show: **Shows on HGTV and the *Real Housewives* series**

Favorite meal: **Cajun Creole food, red beans and rice, fried catfish**

Favorite musician: **Kenny Chesney, Eric Church**

Favorite place to visit: **Cabo San Lucas**



JONES' CAREER STATISTICS														
Year	Team	GP	No	Yds	Avg	Opp Ret	Yards	TB	Net Yds	Net Avg	In20	Lg	Blk	ST
2004	Seattle	6	26	988	38.0	11	79	2	869	32.2	6	51	1	1
2005	Miami	16	88	3,827	43.5	46	227	7	3,460	39.3	31	63	0	3
2006	Miami	16	85	3,640	42.8	49	367	10	3,073	35.7	28	64	1	1
2007	St. Louis	16	78	3,684	47.2	48	437	9	3,067	39.3	18	80	0	0
2008	St. Louis	16	82	4,100	50.0	57	590	7	3,370	41.1	20	68	0	2
2009	St. Louis	16	90	4,212	46.8	41	260	10	3,752	41.7	34	63	0	1
2010	St. Louis	16	94	4,276	45.5	45	435	4	3,761	40.0	32	63	0	1
2011	St. Louis	16	105	4,652	44.3	45	552	9	3,920	37.0	29	65	1	2
2012	Houston	16	88	4,150	47.2	48	483	5	3,567	40.5	28	66	0	2
2013	Philadelphia	16	82	3,681	44.9	28	223	5	3,358	40.5	33	70	1	1
2014	Philadelphia	16	76	3,331	43.8	29	238	7	2,953	38.9	34	68	0	0
2015	Philadelphia	16	86	4,038	47.0	42	215	8	3,663	41.6	29	64	2	0
2016	Philadelphia	16	63	2,888	45.8	25	202	6	2,566	40.7	21	72	0	0
2017	Philadelphia	8	32	1,478	46.2	15	89	3	1,329	41.5	9	59	0	0
Totals		206	1,075	48,945	45.2	532	4,397	92	42,708	39.3	352	80	6	14
PLAYOFFS														
2012	Houston	2	8	308	38.5	4	12	1	276	34.5	3	48	0	0
2013	Philadelphia	1	5	244	48.8	3	31	1	193	38.6	1	55	0	0
Totals		3	13	552	42.5	7	43	2	469	36.1	4	55	0	0

CAREER HIGHLIGHTS (Continued)

- One of only seven players in NFL history to record a 50.0 gross avg. in a single season, accomplishing the feat in 2008 with St. Louis
- Garnered second-team **All-Pro** honors in both 2008 and 2009 while with the Rams and was also selected to the 2008 *USA Today All-Joe team*
- Set Texans' team records with a gross average of 47.2 yards and a net average of 40.5 yards during his lone season with Houston in 2012
- Holds Rams' records in punts, gross avg. and net avg.



AVID GOLFER

Jones enjoys golfing in his spare time and plays four to five times a week during the offseason. If he could have one talent, he would love to be able to play professionally. "I'd like to be a really good golfer and play on the PGA tour. I'm not bad. I have my good days and my bad, but I love it."

Jones has had the opportunity to play two of the most prestigious golf courses in the world - Merion and Pine Valley. He says his ideal foursome to play a round with would be himself, Arnold Palmer, Jack Nicklaus and Tiger Woods.

HIGH SCHOOL STANDOUT

Jones earned all-state and all-district honors as a senior at Baton Rouge Catholic, where he averaged 43.4 yards per punt on a team that reached the Class 5A semifinals. Jones says the last time he scored a touchdown was in 1998.

Jones also threw the javelin and participated in the high jump at Baton Rouge Catholic.

FAMILY MAN

Jones' greatest love besides football is his family. "Definitely my family. That's something that's very important to me, especially when you have kids. It's so important to be that positive influence for them. I love being able to spend time with them away from football, whether it's going to their games or on vacations with the whole family. It's great to be able to spend quality time with them and help create memories that our kids will have forever."

BIRDSEED

Jones, who resides in Baton Rouge, LA, in the offseason, is the son of Amanda and Don Jones and has one sister, Mandy. Jones and his wife, Aubrie, have a son, Weston, a daughter, Addison, and also have one dog, a poodle named Rilie.

Jones graduated from LSU with a degree in finance.

Jones' nickname is "Donnie Longball," which was given to him by former teammate Connor Barwin.



2017 GAME-BY-GAME STATISTICS

Date	Opp	No	Yds	Avg	Net	TB	In20	Lg	Blk	
9/10	at Was	W	4	170	42.5	41.8	0	1	50	0
9/17	at KC	L	4	169	42.3	35.3	1	1	49	0
9/24	NYG	W	4	182	45.5	40.5	1	0	58	0
10/1	at LAC	W	2	95	47.5	46.0	0	2	54	0
10/8	Ari	W	3	129	43.0	40.7	0	1	57	0
10/12	at Car	W	6	305	50.8	45.0	0	1	59	0
10/23	Was	W	3	153	51.0	43.0	0	1	52	0
10/29	SF	W	6	275	45.8	41.0	1	2	50	0
11/5	Den									
11/19	at Dal									
11/26	Chi									
12/3	at Sea									
12/10	at LAR									
12/17	at NYG									
12/25	Oak									
12/31	Dal									
Totals			32	1,478	46.1	41.7	3	9	59	0

2016 GAME-BY-GAME STATISTICS

Date	Opp	No	Yds	Avg	Net	TB	In20	Lg	Blk	
Sep 11	Cle	W	6	295	49.2	39.2	3	3	72	0
Sep 19	at Chi	W	5	218	43.6	30.6	0	1	55	0
Sep 25	Pit	W	4	165	41.3	40.5	0	1	47	0
Oct 9	at Det	L	2	76	38.0	38.0	0	0	42	0
Oct 16	at Was	L	6	266	44.3	42.2	0	3	55	0
Oct 23	Min	W	4	202	50.5	43.3	1	1	60	0
Oct 30	at Dal	L	6	269	44.8	41.7	0	2	62	0
Nov 6	at NYG	L	3	141	47.0	43.7	0	1	48	0
Nov 13	Atl	W	2	86	43.0	38.5	0	0	43	0
Nov 20	at Sea	L	7	344	49.1	39.0	2	0	60	0
Nov 28	GB	L	2	71	35.5	35.5	0	2	37	0
Dec 4	at Cin	L	3	118	39.3	36.3	0	2	48	0
Dec 11	Was	L	2	106	53.0	46.5	0	1	54	0
Dec 18	at Bal	L	2	94	47.0	47.0	0	1	51	0
Dec 22	NYG	W	5	237	47.4	47.8	0	2	55	0
Jan 1	Dal	W	4	200	50.0	44.3	0	1	53	0
Totals			63	2,888	45.8	40.7	6	21	72	0

CAREER HIGHLIGHTS (Continued)

2016 - PHILADELPHIA EAGLES (16/0)

- His 45.8-yard gross average ranked as the fourth-best mark in team history and his 40.7-yard net average was second
- His 47.8-yard net average vs. NYG (12/22/16) was the fifth-highest single-game total in team history
- Landed two punts inside the 20-yard line at Dal. (10/30/16), moving past **Jeff Feagles** (106) and setting the Eagles record
- Booted a 72-yard punt vs. Cle (9/11), the second longest of his career

2015 - PHILADELPHIA EAGLES (16/0)

- Ranked sixth in the NFL in net average (41.6) and seventh in gross average (47.0). His net average set an Eagles single-season record
- Posted a 54.3-yard gross average and a 49.0-yard net average vs. NYG (10/19/15), which ranked for third and tied for second in a single game by an Eagles punter, respectively
- Finished the 2014 season ranked fourth in Eagles history with a 43.8-yard gross average and third with a 38.9-yard net average

2014 - PHILADELPHIA EAGLES (16/0)

- Set an Eagles record and tied a career high with 34 punts inside the 20-yard line, surpassing his previous record of 33 set in 2013. That total also tied Arizona's **Drew Butler** for the NFL lead
- Booted a 68-yarder vs. Dal. (12/14/14), tying for the third-longest punt of his career
- His 53.8-yard gross average at Ind. (9/15/14) was the third-highest single-game average in Eagles history
- In 2013, ranked first in Eagles history in single-season net punting average (40.4) and third in gross punting average (44.9)

CAREER HIGHS

Punts	11	1/3/10 vs. SF
Yards	551	1/3/10 vs. SF
Long	80	10/21/07 at Sea.
Inside 20	7	12/1/13 vs. Ari.
Gross Avg.	56.3	11/22/09 vs. Ari.
Net Avg.	52.3	12/14/14 vs. Dal.

ADDITIONAL CAREER STATISTICS

Passing	2008 (1-0-0)
Rushing	4-9: 2005 (1-0); 2006 (1-0); 2011 (1-9); 2016 (1)
Fumbles	2: 2006 (1); 2016 (1)
Kickoffs	4-230: 2004 (1-54); 2005 (1-55); 2009 (1-63); 2012 (1-58)

2013 - PHILADELPHIA EAGLES (16/0, Playoffs: 1/0)

- Led the NFL with 27 punts downed without a return and finished tied for fourth in the league with a franchise-best 33 punts inside the 20-yard line
- Recorded a 48.8-yard gross average vs. NO (1/4/14), which ranked as the fourth-highest in Eagles postseason history
- Jones became the first Eagles player in team history to win **NFC Special Teams Player of the Week** honors in back-to-back games (vs. Was. [11/17/13] and vs. Ari. [12/1/13]) and became the first Philadelphia player to earn honors in back-to-back games since **Michael Vick** in 2010
- Became the fourth punter in NFL history to win **NFC Special Teams Player of the Week** honors in consecutive games in a single season and the first since 1999 (**Bryan Barker**) after landing a career-best seven punts inside the 20-yard line vs. Ari. (12/1/13)

CB SIDNEY JONES 22



6-0 | 181  **Rookie**
BORN: May 21, 1996 (Age 21)

**Diamond Bar,
 California**
**West Covina
 High School**



W

Washington
D2-17 (43rd overall)
by Philadelphia

In 2017, Sidney Jones (43rd overall pick) became the highest-drafted Eagles CB since Lito Sheppard (26th overall pick) in 2002.

Sidney Jones was selected by the Eagles in the 2nd round (43rd overall) of the 2017 NFL Draft. Jones started 39 of 40 career games at the University of Washington, where he amassed 145 tackles (105 solo), 30 PDs, 9 INTs, 6 FFs and 3 FRs. The California native was a two-time first-team All-Pac-12 selection (2015-16) and earned second-team All-America honors (*Sports Illustrated*, *Football Writers*) in 2016.



CAREER INTERCEPTIONS

WASHINGTON PLAYERS SINCE 1996

Marcus Peters (2012-14)	11
Sean Parker (2010-13)	11
Derrick Johnson (2000-04)	11
Sidney Jones (2014-16)	9
Evan Benjamin (2002-05)	8
Tony Parrish (1996-97)	8

CAREER INTERCEPTIONS VS. TOP-25 TEAMS

WASHINGTON PLAYERS SINCE 1996

Sidney Jones (2014-16)	5
Marcus Peters (2012-14)	4
Derrick Johnson (2000-04)	4
Several players tied	3

COLLEGE HIGHLIGHTS

- In 2016, was named second-team All-America (*Sports Illustrated*, *Football Writers*) while garnering first-team All-Pac-12 accolades
- Started all 14 games of the 2016 season and finished with 9 PDs, 3 INTs and 2 FFs. Made 7 tackles in the win at Arizona (9/24/16), earning himself the team's defensive player of the week honors. Named the Pac-12 Player of the Week after intercepting two passes and adding two other PDs in a win at California (11/5/16). Totaled 3 tackles and 1 FF in the Pac-12 Championship Game victory vs. Colorado (12/2/16)
- In 2015, was named first-team All-Pac-12 while also earning second-team Academic All-Pac-12 and CoSIDA District VIII Academic All-America first-team honors

CB SIDNEY JONES 22



BIRDSEED

Jones prepped at West Covina (CA) High School, where he was named Hacienda League Defensive Player of the Year and earned first-team All-CIF Southern Section Southeast Division honors at defensive back as a senior in 2013. Jones, who played cornerback, free safety, running back and wide receiver while also returning kicks and punts for the Bulldogs, helped lead West Covina into the CIF Southern Section Southeast Division playoffs that year as well.

As a junior in 2012, Jones received first-team All-CIF SS Southeast Division and first-team All-Hacienda League honors at defensive back and helped lead the Bulldogs to the CIF-SS Southeast Division semifinals. As a sophomore in 2011, West Covina finished the season 13-1 and won the CIF-SS Southeast Division, beating La Serna, 84-21, in the championship game. That squad scored 240 points in four postseason contests.



@SidneyJonesIV



@sidneyjonesiv



COLLEGE HIGHLIGHTS (Continued)

- Started all 13 games in 2015 and finished the year as the Pac-12 leader in PDs (14) while tying for 2nd in FFs (3), tying for 4th in INTs (4) and tying for 5th in FRs (2). Forced a fumble, picked it up and ran 70 yards for a TD vs. California (9/26/15). Returned a 35-yard INT for a TD against Utah (11/7/15). Notched a 69-yard INT-TD and three other PDs in the Apple Cup win over Washington State (11/27/15)
- In 2014, appeared in 13 contests (12 starts) as a true freshman. Logged 61 tackles (48 solo), 7 PDs, 2 INTs, 1 FF and 1 FR

TRANSACTIONS

- 2017** Drafted by PHI in 2nd round (43rd overall)
Signed 4-year contract
- 9/1/17** Placed on Reserve/Non-Football Injury List

JONES' COLLEGE STATISTICS														
Year	Team	GP/S	TACKLES					PASS DEFENSE					FUMBLES	
			Total	Solo	Asst	TFL	Sacks	Int	Yds	Lg	TD	PD	FF	FR
2014	Washington	13/12	61	48	13	2.5	0.0	2	22	22	0	7	1	1
2015	Washington	13/13	45	30	15	3.5	0.0	4	125	69t	1	14	3	2
2016	Washington	14/14	39	27	12	2.5	0.0	3	0	0	0	9	2	0
Totals		40/39	145	105	40	8.5	0.0	9	147	69t	1	30	6	3

C JASON KELCE 62



6-3 | 295  **7th Year**
BORN: Nov. 5, 1987 (Age 29)

☆ **Cleveland, Ohio**
Cleveland Heights High School



Cincinnati
D6a-11 (191st overall)
by Philadelphia



Jason Kelce arrived at the University of Cincinnati as a walk-on linebacker in 2006 and is now a 2-time Pro Bowl center with the Eagles. Between then and now, Kelce used an incredible amount of athleticism, diligent work ethic, and intelligence to make his present a reality. A 6th-round draft pick of the Eagles in 2011, Kelce made the most of his opportunity as a rookie and became an immediate starter. Following the 2013 season, he was rewarded with a 7-year contract extension.

CAREER HIGHLIGHTS

- In 2016, earned his second Pro Bowl trip in three years after becoming the only Eagles player to see action in all 1,133 offensive snaps
- Voted to the Pro Bowl for the first time in 2014, becoming the first Eagles center to gain such recognition since Jim Ringo was named to his 10th Pro Bowl following the 1967 campaign
- Named the team's Ed Block Courage Award recipient in 2013. The award honors those NFL players who exemplify commitment to the principles of sportsmanship and courage and is given by a vote of the team for efforts as well as individual performance. Also garnered *USA Today's* 2013 All-Joe team honors, which recognizes the NFL players whose work doesn't necessarily garner headlines, but is integral to the success of their team
- In 2013, helped the Eagles set a team record with 6,676 total yards of offense and a then-team record 442 points
- Was named to *Dallas Morning News* columnist Rick Gosselin's NFL All-Rookie team after starting all 16 games for an offense that set a team record in first downs (356) and a then-team record in total net yards (6,386)

THREE STEP DROP

If he could play another sport: Center for the Philadelphia Flyers

First job: Worked a youth hockey camp when he was 14 years old

First football team: Played LB and FB for the Roxboro Rockets in 7th grade

Three items needed on deserted island: Duct tape, lighter, fishing pole

**Three favorite throwback jerseys: Chuck Bednarik, Philadelphia Eagles
Jim Brown, Cleveland Browns
Wayne Gretzky, Edmonton Oilers**

Pregame ritual: Listens to Christmas music and combs his beard

Favorite movies: *The Big Lebowski* and *The Last Gladiators*

Favorite teams/athletes as a kid: All Cleveland teams. Michael Jordan, Wayne Gretzky and Jerome Bettis

C JASON KELCE 62



FOOTBALL IS FAMILY

Jason comes from a football lineage, as his younger brother, Travis, was a teammate at Cincinnati (2008-10) as a tight end and was drafted by Kansas City in 2013. His uncle, Don Blalock, played defensive tackle for Purdue (1976-77) and his grandfather, Don Blalock, played football at Ohio University.

Travis is a two-time Pro Bowl TE and was voted All-Pro by the *Associated Press* in 2016. Last season, Jason and Travis both played in the Pro Bowl and the two will face off for the first time in their NFL careers in 2017 when the Eagles travel to Kansas City to take on the Chiefs in Week 2. The Eagles and Chiefs last played when Travis was a rookie in 2013, but he missed the contest with a knee injury.

Travis is pictured on the left in both pictures.



BIRDSEED

Jason is the son of Donna and Ed Kelce. Donna works in banking, while Ed is a sales rep in the steel business. Cites his dad as the biggest influence on his career. "He really pushed me to be the best I could be and was somebody that I've always looked up to."

Jason grew up playing a variety of different sports including hockey, lacrosse, soccer and baseball. "Playing all of those sports has helped me adapt to any circumstance that is thrown my way."

Jason graduated from Cincinnati with a degree in marketing.

CAREER HIGHLIGHTS (Continued)

- Became the first Eagles rookie offensive lineman to start all 16 games since **Doug Brzezineski** did so in 1999 and the first rookie in team history to start every game at center

COLLEGE HIGHLIGHTS

- Kelce started his final 38 games at Cincinnati during a 47-game career – 26 at left guard and 12 at center
- Started 12 games at center in 2010, and was an All-American honorable mention and All-Big East Conference first-team selection by *The NFL Draft Report*, adding second-team All-Big East honors from the league's coaches
- As a junior in 2009, earned All-Big East Conference second-team honors while starting all 13 games at left guard
- In 2008, earned Sophomore All-American third-team and All-Big East Conference second-team honors from *The NFL Draft Report* in his first season as a starter
- In 2007, the former walk-on linebacker added more than 40 pounds to his frame during the offseason, shifting to the offensive line, where he competed in nine games as a reserve at center and both offensive guard positions
- Joined the team as a walk-on in 2006, earning Scout Team Defensive Player of the Year honors while lining up as a 240-pound linebacker

TRANSACTIONS

- 2011** Drafted by PHI in 6th round (191st overall)
Signed 4-year contract
- 9/8/12** Placed on Injured Reserve (knee)
- 2/27/14** Signed by PHI to a 7-year contract through 2020

KELCE'S CAREER SERVICE					
			STARTS	OFF SNAPS	
Year	Team	GP/S	C	No	Pct
2011	Philadelphia	16/16	16	---	---
2012	Philadelphia	2/2	2	136	12%
2013	Philadelphia	16/16	16	1095	99%
2014	Philadelphia	12/12	12	828	70%
2015	Philadelphia	16/16	16	1156	100%
2016	Philadelphia	16/16	16	1133	100%
2017	Philadelphia	8/8	8	550	98%
Totals		86/86	86	---	---
PLAYOFFS					
2013	Philadelphia	1/1	1	58	100%

LB MYCHAL KENDRICKS 95



6-0 | 240  **6th Year**
BORN: Sept. 28, 1990 (Age 26)



**Fresno,
California**



**Hoover
High School**



California
D2a-12 (46th overall)
by Philadelphia



A second-round draft choice of the Eagles in 2012, **Mychal Kendricks** has played in 77 regular-season games (66 starts) for the Eagles and has compiled 490 tackles and 14.0 sacks. In 2015, Kendricks signed a 4-year contract with Philadelphia. Prior to entering the NFL, he was named the 2011 Pac-12 Defensive Player of the Year at California after leading the Golden Bears with a career-high 106 tackles.

4+ SACK & 3+ INT SINGLE-SEASONS

EAGLES PLAYERS SINCE 1982



**SETH
JOYNER**
6.5 & 4 INT
(1992)



**SETH
JOYNER**
6.5 & 3 INT
(1991)



**WILLIAM
THOMAS**
5.5 & 3 INT
(1996)



**MYCHAL
KENDRICKS**
4.0 & 3 INT
(2013)

THREE STEP DROP

First job: Worked concession stands for several local semi-pro teams

Funniest Eagle: Lane Johnson

If he could play another sport: Defender for Barcelona

Best players he has faced: Aaron Rodgers and Drew Brees

Three favorite throwback jerseys: Kobe Bryant (#8), L.A. Lakers; Ricky Williams, Texas; Willie Mays, S.F. Giants

Thing he can't live without: Oreos

Strangest thing he likes to eat: Eggo waffles with Kraft singles

CAREER HIGHLIGHTS

- Is one of only three Eagles since 1982 to post at least four sacks and three interceptions in a single season, recording four sacks and three picks in 2013. Joined **Williams Thomas** (1996) and **Seth Joyner** (1991 and '92) as the only other Eagles to accomplish the feat
- In 2013, he and **DeMeco Ryans** became the first pair of linebackers in Eagles history to post 4+ sacks and 2+ interceptions in the same season

2017 - PHILADELPHIA EAGLES (7/5)

- Registered 7 tackles, 1 PD, 2 QBPs and a sack of 49ers QB **C.J. Beathard** in the team's Week 8 win vs. SF (10/29/17)
- Recorded 13 tackles (12 solo) at Car. (10/12/17), marking the highest single-game tackle total by an Eagle in 2017. His 12 solo tackles tied his single-game career high and his 13 total tackles were his most since he recorded 16 vs. Seattle in 2014 (12/7/14). Also notched 2 tackles on special teams

LB MYCHAL KENDRICKS 95



KENDRICKS' CAREER STATISTICS

Year	Team	GP/S	TACKLES					PASS DEFENSE					FUMBLES			DEF SNAPS		ST	
			Total	Solo	Asst	TFL	Sacks	Int	Yds	Lg	TD	PD	Hur	FF	FR	Yds	No		Pct
2012	Philadelphia	15/14	88	70	18	8.0	1.0	0	0	--	0	11	1	0	0	0	927	88%	0
2013	Philadelphia	15/15	137	96	41	3.0	4.0	3	25	18	0	1	6	1	4	0	991	83%	0
2014	Philadelphia	12/11	108	77	31	4.0	4.0	0	0	--	0	2	3	3	0	0	761	66%	0
2015	Philadelphia	13/13	91	71	20	8.0	3.0	0	0	--	0	1	1	1	0	0	628	52%	3
2016	Philadelphia	15/8	29	24	5	2.0	0.0	0	0	--	0	1	3	0	1	0	273	27%	9
2017	Philadelphia	7/5	37	30	7	2.0	2.0	0	0	--	0	4	2	0	0	0	250	49%	3
Totals		77/66	490	368	122	27.0	14.0	0	0	--	0	20	16	5	5	0	---	---	15

PLAYOFFS

2013	Philadelphia	1/1	10	10	0	1.0	0.0	0	0	--	0	0	0	0	0	0	72	100%	0
Totals		1/1	10	10	0	1.0	0.0	0	0	--	0	0	0	0	0	0	---	---	0

CAREER HIGHLIGHTS (Continued)

- Tallied 7 tackles (6 solo) and 2 PDs vs. NYG (9/24/17). Early in the 3rd quarter, deflected an **Eli Manning** pass that was intercepted by CB **Patrick Robinson**. The turnover turned into an Eagles TD and gave Philadelphia a 14-0 lead
- Dropped Chiefs QB **Alex Smith** for a 5-yard sack in the second quarter at KC (9/17/17)




CAREER HIGHS

Total Tackles	17	10/27/13 vs. NYG
Solo Tackles	12	2x, last: 10/12/17 at Car.
Sacks	2.0	12/22/13 vs. Chi.
Interceptions	1	3x, last: 12/29/13 at Dal.
Passes Defensed	3	2x, last: 12/9/12 at TB

BORN TO BE A BIRD

Mychal's father, Marvin, was on the Eagles training camp roster in 1972 after playing college football at UCLA, where he led the Bruins in rushing twice in 1970 and 1971. Said Mychal: "He was so happy the day I got drafted here because the Eagles were his team. I remember being so excited, but he may have even been more excited. He followed them all the time when I was growing up. It was a dream come true for the both of us."



BROTHERLY LOVE

Mychal's younger brother, Eric, was a second-round draft pick of the Minnesota Vikings in 2015. They grew up playing football, basketball and soccer together and remain very close to this day. The brothers workout, snowboard and skateboard together whenever possible.

RENAISSANCE MAN

While he was always known for his athletic talents on the field growing up, Kendricks' passion off the field is in the fine arts. Kendricks attended Bullard Talent, a private school that specializes in the fine arts from kindergarten through 8th grade. While there, Kendricks acted in plays such as *Robin Hood*, *Aladdin* and *The Lion King*. He also learned to dance in hip-hop, urban, tap and jazz styles. Said Kendricks: "I have an appreciation for all kinds of art and going there really instilled that in me at a young age. I would go there during the day and then play sports for other schools. You have to win a raffle to get in. My mom did that for me and I got lucky."

BIRDSEED

Parents are Yvonne Thagon and Marvin Kendricks. Yvonne is a pharmacist technician and Marvin is a retired social worker. Also has a stepmother, Joanne, who is a medical sales rep for Merck. His three brothers all played college football: Chad (Sacramento State), Terence (Fresno State) and Eric (UCLA).

LB MYCHAL KENDRICKS 95



2017 GAME-BY-GAME STATISTICS

Date	Opp	GP/S	Tot	Solo	Sk	Int	PD	FF	FR	Snaps	Pct
Sep 10	at Was	W	1/1	2	1	0.0	0	0	0	23	37%
Sep 17	at KC	L	1/1	2	1	1.0	0	1	0	20	38%
Sep 24	NYG	W	1/0	7	6	0.0	0	2	0	48	70%
Oct 1	at LAC	W	1/1	5	3	0.0	0	0	0	24	42%
Oct 8	Ari	W	1/1	1	1	0.0	0	0	0	28	47%
Oct 12	at Car	W	1/0	13	12	0.0	0	0	0	55	67%
Oct 23	Was	INACTIVE (HAMSTRING)									
Oct 29	SF	W	1/1	7	6	1.0	0	1	0	52	79%
Nov 5	Den										
Nov 19	at Dal										
Nov 26	Chi										
Dec 3	at Sea										
Dec 10	at LAR										
Dec 17	at NYG										
Dec 25	Oak										
Dec 31	Dal										
Totals			7/5	37	30	2.0	0	4	0	250	49%

2016 GAME-BY-GAME STATISTICS

Date	Opp	GP/S	Tot	Solo	Sk	Int	PD	FF	FR	Snaps	Pct
Sep 11	Cle	W	1/0	0	0	0.0	0	0	0	19	37%
Sep 19	at Chi	W	1/1	3	3	0.0	0	0	0	20	38%
Sep 25	Pit	W	1/1	1	1	0.0	0	0	0	9	15%
Oct 9	at Det	L	1/0	3	2	0.0	0	0	0	26	43%
Oct 16	at Was	L	1/1	3	3	0.0	0	0	0	22	30%
Oct 23	Min	W	1/0	2	2	0.0	0	0	0	24	32%
Oct 30	at Dal	L	1/0	3	3	0.0	0	0	0	19	24%
Nov 6	at NYG	L	1/0	1	1	0.0	0	0	0	3	5%
Nov 13	Atl	W	1/1	5	3	0.0	0	1	0	19	38%
Nov 20	at Sea	L	1/1	3	2	0.0	0	0	0	31	46%
Nov 28	GB	L	1/1	1	1	0.0	0	0	0	13	18%
Dec 4	at Cin	L	1/1	0	0	0.0	0	0	0	26	41%
Dec 11	Was	L	1/0	1	1	0.0	0	0	0	8	17%
Dec 18	at Bal	L	1/0	1	0	0.0	0	0	0	20	34%
Dec 22	NYG	W	1/1	2	2	0.0	0	0	0	14	16%
Jan 1	Dal	W	0/0	INACTIVE (QUAD)							
Totals			15/8	29	24	0.0	0	1	0	273	27%

CAREER HIGHLIGHTS (Continued)

2015 - PHILADELPHIA EAGLES (13/13)

- Finished 3rd on the team in tackles (91)
- Tallied his third consecutive game with a sack - the longest streak of his career - when he dropped Dolphins QB **Ryan Tannehill** for an 8-yard loss vs. Mia. (11/15/15)

2014 - PHILADELPHIA EAGLES (12/11)

- Ranked 2nd on the defense with 108 tackles and tied for 3rd with 3 FFs
- Led the team with a season-best 16 tackles and forced his third fumble of the season when he stripped the ball from Seahawks RB **Marshawn Lynch** vs. Sea. (12/7/14)

2013 - PHILADELPHIA EAGLES (15/15, Playoffs: 1/1)

- Led the NFL with 4 FRs and finished the year ranked 2nd on the team with a career-high 137 tackles
- Forced a fumble of RB **DeMarco Murray** and intercepted QB **Kyle Orton** at Dal. (12/29/13). The two turnovers led to 10 points by the Eagles on their ensuing drives
- Posted 2.0 sacks of QB **Jay Cutler** vs. Chi. (12/22/13)
- Collared 12 tackles and posted a sack and INT (QB **Matt Cassel**) in the same game for the first time in his career at Min. (12/15/13)
- Recovered a fumble of QB **Matthew Stafford** in the fourth quarter vs. Det. (12/8/13). The turnover led to an Eagles TD on the ensuing possession to seal the game at 34-20
- Amassed a career-high 17 tackles vs. NYG (10/27/13)
- Notched two takeaways at NYG (10/6/13), as he recovered a fumble of RB **Brandon Jacobs** and recorded his first career interception (QB **Eli Manning**). The Eagles scored 10 total points following his turnovers, including a crucial TD on the very next play after his interception in the fourth quarter to put the team up 29-21

2015 GAME-BY-GAME STATISTICS

Date	Opp	GP/S	Tot	Solo	Sk	Int	PD	FF	FR	Snaps	Pct
Sep 14	at Atl	L	1/1	10	6	0.0	0	0	0	77	100%
Sep 20	Dal	L	1/1	6	6	0.0	0	0	0	39	46%
Sep 27	at NYJ	W	0/0	INACTIVE (HAMSTRING)							
Oct 4	at Was	L	1/1	7	3	0.0	0	0		11	13%
Oct 11	NO	W	0/0	INACTIVE (HAMSTRING)							
Oct 19	NYG	W	0/0	INACTIVE (HAMSTRING)							
Oct 25	at Car	L	1/1	7	7	1.0	0	0	0	52	85%
Nov 8	at Dal	W	1/1	5	5	1.0	0	0	0	56	72%
Nov 15	Mia	L	1/1	8	6	1.0	0	0	0	40	60%
Nov 22	TB	L	1/1	5	4	0.0	0	0	1	56	72%
Nov 26	at Det	L	1/1	7	5	0.0	0	0	0	63	88%
Dec 6	at NE	W	1/1	4	4	0.0	0	0	0	48	54%
Dec 13	Buf	W	1/1	8	7	0.0	0	0	0	42	57%
Dec 20	Ari	L	1/1	10	9	0.0	0	0	0	43	57%
Dec 26	Was	L	1/1	5	4	0.0	0	0	0	43	57%
Jan 3	at NYG	W	1/1	9	5	0.0	0	1	0	58	69%
Totals			13/13	91	71	3.0	0	1	1	628	52%

2012 - PHILADELPHIA EAGLES (15/14)

- Collared the most TFLs (8) ever by an Eagles rookie since the statistic started being kept in 1999. Ranked 3rd on the team in tackles (88) tackles and PDs (11)
- Notched the first sack of his career, bringing down Cowboys QB **Tony Romo** in the second quarter vs. Dal. (11/11)
- Started first NFL game at Cle. (9/9) and deflected a pass that was intercepted by S **Kurt Coleman** on the Eagles 1

DE CHRIS LONG 56



6-3 | 270  10th Year
BORN: March 28, 1985 (Age 32)

**Charlottesville,
 Virginia** ☆

**St. Anne's-
 Belfield School**



Virginia

**D1-08 (2nd overall)
 by St. Louis**

Acquired: FA (NE) 2017

SACK LEADERS

ACTIVE NFL DEFENSIVE ENDS SINCE 2008



**JULIUS
 PEPPERS**
 95.0



**CAMERON
 WAKE**
 87.5



**J.J.
 WATT**
 76.0



**CLIFF
 AVRIL**
 74.0



**CHARLES
 JOHNSON**
 67.5



**CALAIS
 CAMPBELL**
 66.5




**DWIGHT
 FREENEY**
 63.0



**CHRIS
 LONG**
 60.5

**Long has produced eight-career
 multi-sack performances,
 including three games with a
 career-high 3.0 sacks.**



Chris Long was signed by the Philadelphia Eagles to a two-year contract on March 31, 2017, after spending the 2016 season with the Super Bowl LI-winning New England Patriots. Originally selected by the St. Louis Rams with the 2nd-overall pick in the 2008 NFL Draft, Long has compiled 406 tackles (255 solo), 81 TFL, 60.5 sacks, 12 PDs, 10 FFs and 6 FRs in 138 career regular-season games (102 starts).

MOST SACKS

NEW ENGLAND PATRIOTS IN 2016

Trey Flowers	7.0
Jabaal Sheard	5.0
Chris Long	4.0
Rob Ninkovich	4.0

MOST TACKLES FOR LOSS

NEW ENGLAND PATRIOTS IN 2016

Alan Branch	8.0
Trey Flowers	8.0
Chris Long	7.0
Jabaal Sheard	7.0

CAREER HIGHLIGHTS

- Ranks 8th among active NFL defensive ends with 60.5 sacks since 2008, trailing only **Julius Peppers** (94.0), **Cameron Wake** (87.5), **J.J. Watt** (76.0), **Cliff Avril** (74.0) and **Charles Johnson** (67.5), **Calais Campbell** (66.5) and **Dwight Freeney** (63.0)

2017 - PHILADELPHIA EAGLES(8/0)

- Set the tone early in the Eagles' Week 4 win at LAC (10/1/17) when he notched a strip-sack of Chargers QB **Philip Rivers** in Philadelphia territory on the game's opening possession. Rookie DE **Derek Barnett** recovered the loose ball and the Eagles offense converted the turnover into a touchdown to take a 7-0 lead
- Recorded his first sack as an Eagle in Week 2 at KC (9/17/17) when he dropped Chiefs QB **Alex Smith** for a 5-yard loss on third down in the third quarter



LONG'S CAREER STATISTICS

Year	Team	GP/S	TACKLES					PASS DEFENSE						FUMBLES			DEF SNAPS	
			Total	Solo	Asst	TFL	Sacks	Int	Yds	Lg	TD	PD	Hur	FF	FR	Yds	No	Pct
2008	St. Louis	16/16	61	40	21	10.0	4.0	0	0	--	0	0	12	0	1	2	N/A	N/A
2009	St. Louis	16/4	56	36	20	7.0	5.0	0	0	--	0	1	12	1	0	0	N/A	N/A
2010	St. Louis	16/16	35	22	13	8.0	8.5	0	0	--	0	2	20	3	1	0	N/A	N/A
2011	St. Louis	16/16	46	30	16	15.0	13.0	0	0	--	0	2	21	1	0	0	N/A	N/A
2012	St. Louis	16/16	56	35	21	15.0	11.5	0	0	--	0	1	19	0	0	0	877	82%
2013	St. Louis	16/16	59	35	24	13.0	8.5	0	0	--	0	3	12	2	2	45	839	79%
2014	St. Louis	6/6	21	11	10	3.0	1.0	0	0	--	0	0	1	0	1	0	232	22%
2015	St. Louis	12/5	29	18	11	2.0	3.0	0	0	--	0	0	5	1	0	0	484	42%
2016	New England	16/7	35	22	13	7.0	4.0	0	0	--	0	3	10	1	1	0	677	65%
2017	Philadelphia	8/0	10	7	3	1.0	2.0	0	0	--	0	0	5	1	0	0	235	46%
Totals		138/102	408	256	152	81.0	60.5	0	0	--	0	12	117	10	6	47	---	---
PLAYOFFS																		
2016	New England	3/0	1	1	0	0.0	0.0	0	0	--	0	0	1	0	0	0	62	33%
Totals		3/0	1	1	0	0.0	0.0	0	0	--	0	0	1	0	0	0	---	---

CAREER HIGHLIGHTS (Continued)

2016 - NEW ENGLAND PATRIOTS (16/7, Playoffs: 3/0)

- Helped the Patriots win Super Bowl LI after making his first-career postseason appearance. Played 677 snaps (65%) in 16 regular-season games (seven starts) and recorded 4.0 sacks, 3 PDs, 1 FF and 1 FR

2013 - ST. LOUIS RAMS (16/16)

- Recovered a fumble of Colts QB **Andrew Luck** forced by Rams DE **Robert Quinn** and returned it 45 yards for his first-career TD at Ind. (11/10/13). Also tallied 4 tackles and 1 sack
- Posted a career-high-tying 3.0 sacks of Seahawks QB **Russell Wilson** vs. Sea. (10/28/13) while adding 5 tackles, including 4 TFL. Marked his third-career game with 3.0 QB takedowns
- Recorded a career-high 8 tackles (4 solo) at Atl. (9/15/13)

HIGH SCHOOL STANDOUT

Long attended St. Anne's-Belfield School in Charlottesville, VA, and was named 2003 Gatorade Player of the Year in Virginia and rated as the 2nd-best player in the state by *Charlottesville Daily Progress*.

Long was a three-time first-team All-State selection on both offense and defense and was selected conference Defensive Player of the Year in his final two seasons, as well as Student Sports Junior All-American in 2002.

Long registered 91 tackles and 15.0 sacks as a senior to help his team to an undefeated season and a state championship.

He also played basketball, lacrosse and baseball.

CHRIS LONG FOUNDATION

In 2015, the Chris Long Foundation was launched to raise money for **Waterboys**, a signature initiative dedicated to building wells for communities in East Africa.

Long was named the **NFLPA Community MVP** for Week 2 of the 2017 season for "his ongoing efforts to enhance the lives of others through programs focused on youth, clean water, military appreciation and homelessness."

The Chris Long Foundation, in partnership with Boys & Girls of Central Virginia and St. Anne's Belfield School, recently announced that Chris will donate his first six game checks of the 2017 season to fund two seven-year scholarships in his hometown of Charlottesville, VA.

For more information on the Chris Long Foundation visit: chrislongfoundation.org. For more information on Waterboys visit: waterboys.org



THE FAMILY TREE

Long's father, Howie, played in the NFL for 13 seasons and was inducted into the Pro Football Hall of Fame in 2000 following seven Pro Bowl appearances and two Defensive Player of the Year awards. His older brother, Howie Jr., serves as a player personnel assistant with the Oakland Raiders and his younger brother, Kyle, plays offensive line for the Chicago Bears.

Long is also related to Gertrude Ederle, who became the first woman to swim across the English Channel in 1926.





2017 GAME-BY-GAME STATISTICS											
Date	Opp	GP/S	Tot	Solo	Sk	Hur	PD	FF	FR	Snaps	Pct
Sep 10	at Was	W	1/0	2	1	0.0	0	0	0	26	41%
Sep 17	at KC	L	1/0	1	1	1.0	1	0	0	20	38%
Sep 24	NYG	W	1/0	0	0	0.0	0	0	0	27	39%
Oct 1	at LAC	W	1/0	1	1	1.0	1	0	0	21	37%
Oct 8	Ari	W	1/0	1	1	0.0	1	0	0	29	48%
Oct 12	at Car	W	1/0	2	1	0.0	1	0	0	41	50%
Oct 23	Was	W	1/0	2	2	0.0	0	0	0	38	59%
Oct 29	SF	W	1/0	0	0	0.0	1	0	0	33	50%
Nov 5	Den										
Nov 19	at Dal										
Nov 26	Chi										
Dec 3	at Sea										
Dec 10	at LAR										
Dec 17	at NYG										
Dec 25	Oak										
Dec 31	Dal										
Totals			8/0	10	7	2.0	5	0	0	235	46%

CAREER HIGHLIGHTS (Continued)

2012 - ST. LOUIS RAMS (16/16)

- Led the Rams in sacks for the second-straight season with 11.5 takedowns. Tied for the 9th-most sacks in the NFL, trailing only **J.J. Watt** (20.5), **Aldon Smith** (19.5), **Von Miller** (18.5), **Cameron Wake** (15.0), **Clay Matthews** (13.0), **Geno Atkins** (12.5), **Charles Johnson** (12.5) and **Jared Allen** (12.0). Added 56 tackles (35 solo), 15.0 TFL and 1 PD
- Notched his second-career 3.0-sack game when he took down Seahawks QB **Russell Wilson** a career-high-tying three times vs. Sea. (12/30/12)
- Registered 3.0 TFL and 2.0 sacks of Jets QB **Mark Sanchez** vs. NYJ (11/18/12)
- Totaled 2.0 sacks of Bears QB **Jay Cutler** at Chi. (9/23/12)

2011 - ST. LOUIS RAMS (16/16)

- Started all 16 games and posted a career-high 13.0 sacks, ranking 7th in the NFL behind **Jared Allen** (22.0), **DeMarcus Ware** (19.5), **Jason Babin** (18.0), **Jason Pierre-Paul** (16.5), **Aldon Smith** (14.0) and **Terrell Suggs** (14.0)
- Collected a pair of sacks against 49ers QB **Alex Smith** at SF (12/4/11). Finished with 5 tackles (4 solo)
- Produced a career-high-tying 3.0 sacks of Saints QB **Drew Brees** vs. NO (10/30/11). Also posted 4 tackles and 1 PD

2010 - ST. LOUIS RAMS (16/16)

- Opened all 16 games and recorded 35 tackles (22 solo), 8.5 sacks, a career-high 3 FFs, 2 PDs and 1 FR
- Recorded a multi-sack performance (2.0) against Chargers QB **Philip Rivers** vs. SD (10/17/10)

2009 - ST. LOUIS RAMS (16/4)

- Ranked 2nd on the Rams with 5.0 sacks, trailing only **Leonard Little** (6.5)

2016 GAME-BY-GAME STATISTICS (NE)											
Date	Opp	GP/S	Tot	Solo	Sk	Hur	PD	FF	FR	Snaps	Pct
Sep 11	at Ari	W	1/1	3	3	1.0	1	0	0	39	64%
Sep 18	Mia	W	1/1	2	2	0.0	3	1	0	45	70%
Sep 22	Hou	W	1/1	2	0	0.0	0	1	0	55	78%
Oct 2	Buf	L	1/1	4	2	0.0	0	0	0	60	77%
Oct 9	at Cle	W	1/0	1	0	0.0	0	0	0	47	75%
Oct 16	Cin	W	1/1	3	1	0.0	0	0	0	41	60%
Oct 23	at Pit	W	1/1	2	1	0.0	1	0	0	50	69%
Oct 30	at Buf	W	1/1	4	4	0.0	0	0	0	53	69%
Nov 13	Sea	L	1/0	0	0	0.0	0	0	0	37	53%
Nov 20	at SF	W	1/0	3	1	0.0	0	0	0	45	71%
Nov 27	at NYJ	W	1/0	1	1	1.0	0	0	1	30	53%
Dec 4	LAR	W	1/0	1	1	1.0	3	0	0	30	59%
Dec 12	Bal	W	1/0	4	2	0.0	0	0	0	46	66%
Dec 18	at Den	W	1/0	2	2	0.0	0	0	0	33	53%
Dec 24	NYJ	W	1/0	2	1	1.0	1	0	0	31	55%
Jan 1	at Mia	W	1/0	1	1	0.0	1	1	0	35	59%
Totals			16/7	35	22	4.0	10	3	1	677	65%

PLAYOFFS

Jan 14	Hou	W	1/0	0	0	0.0	0	0	0	27	39%
Jan 22	Pit	W	1/0	1	1	0.0	0	0	0	20	29%
Feb 5	Atl	W	1/0	0	0	0.0	1	0	0	15	31%
Totals			3/0	1	1	0.0	1	0	0	62	33%

CAREER HIGHS

Total Tackles	8	3x, last: 9/15/13 at Atl.
Solo Tackles	6	2x, last: 11/30/14 vs. Oak.
Sacks	3.0	3x, last: 10/28/13 vs. Sea.
Hurries	3	12x, last: 12/4/16 vs. LAR
PDs	1	12x, last: 1/1/17 at Mia.
FFs	1	10x, last: 10/1/17 at LAC
FRs	1	6x, last: 9/18/16 vs. Mia.

TOUCHDOWNS

Date	Opponent	TDs
11/10/13	vs. Indianapolis Colts (W, 38-8)	45-yard FR

MULTI-SACK GAMES (8)

Date	Opponent	Sacks
10/28/13	vs. Seattle Seahawks (L, 9-14)	3.0
12/30/12	at Seattle Seahawks (L, 13-20)	3.0
10/30/11	vs. New Orleans Saints (W, 31-21)	3.0
11/18/12	vs. New York Jets (L, 13-27)	2.0
9/23/12	at Chicago Bears (L, 6-23)	2.0
12/4/11	at San Francisco 49ers (L, 0-26)	2.0
10/17/10	vs. San Diego Chargers (W, 20-17)	2.0
10/26/08	at New England Patriots (L, 16-23)	2.0

LS RICK LOVATO 45



6-2 | 249  **1st Year**
BORN: Sept. 9, 1992 (Age 25)

**Middletown,
New Jersey**

**Middletown
High School
South**



Old Dominion
UDFA (2015) by Chicago
Acquired: FA 2016



A four-year letterman at Old Dominion, **Rick Lovato** snapped in all 50 games during his four-year collegiate career. Lovato entered the NFL in 2015 as an undrafted free agent with the Chicago Bears and saw his first NFL game action as a member of the Green Bay Packers in Week 16 of the 2015 season. Lovato snapped in the Packers' final two regular-season contests and both of the club's playoff games. In 2016, he appeared in two contests with the Washington Redskins before signing with the Eagles on Dec. 12, 2016, following a season-ending injury to veteran long snapper **Jon Dorenbos**.

CAREER HIGHLIGHTS

- Joined the Eagles in 2016 and served as the team's long snapper for the final three games after previously long snapping for the Redskins vs. GB (11/20/16) and at Dal. (11/24/16)
- In 2015, snapped in the Packers' final two regular-season games at Ari. (12/27/15) and vs. Min. (1/3/16). Also played in both of Green Bay's postseason contests at Was. (1/10/16) and at Ari. (1/16/16)

BIRDSEED

- Began long snapping as a freshman at Middletown South (NJ) High School. Also played center and defensive line
- Named third-team all-Monmouth County and all-conference as a senior in 2010

COLLEGE HIGHLIGHTS

- Served as Old Dominion's long snapper in all 50 games during his four-year college career. Registered four career tackles on special teams
- Named a College Sports News Fabulous 50 All-American and was selected an FCS All-American as a sophomore in 2012

TRANSACTIONS

- 2015** Signed by CHI as UDFA
- 8/31/15** Waived by CHI
- 12/22/15** Signed by GB
- 9/3/16** Waived by GB
- 11/19/16** Signed by WAS
- 11/29/16** Waived by WAS
- 12/12/16** Signed by PHI

LOVATO'S CAREER SERVICE			
			ST
Year	Team	GP	T
2015	Green Bay	2	0
2016	Washington	2	0
	Philadelphia	3	0
	<i>Totals</i>	5	0
2017	Philadelphia	8	2
Totals		15	2
PLAYOFFS			
2015	Green Bay	2	0

CB DEXTER McDOUGLE 33



5-10 | 195  **4th Year**
BORN: April 8, 1991 (Age 26)

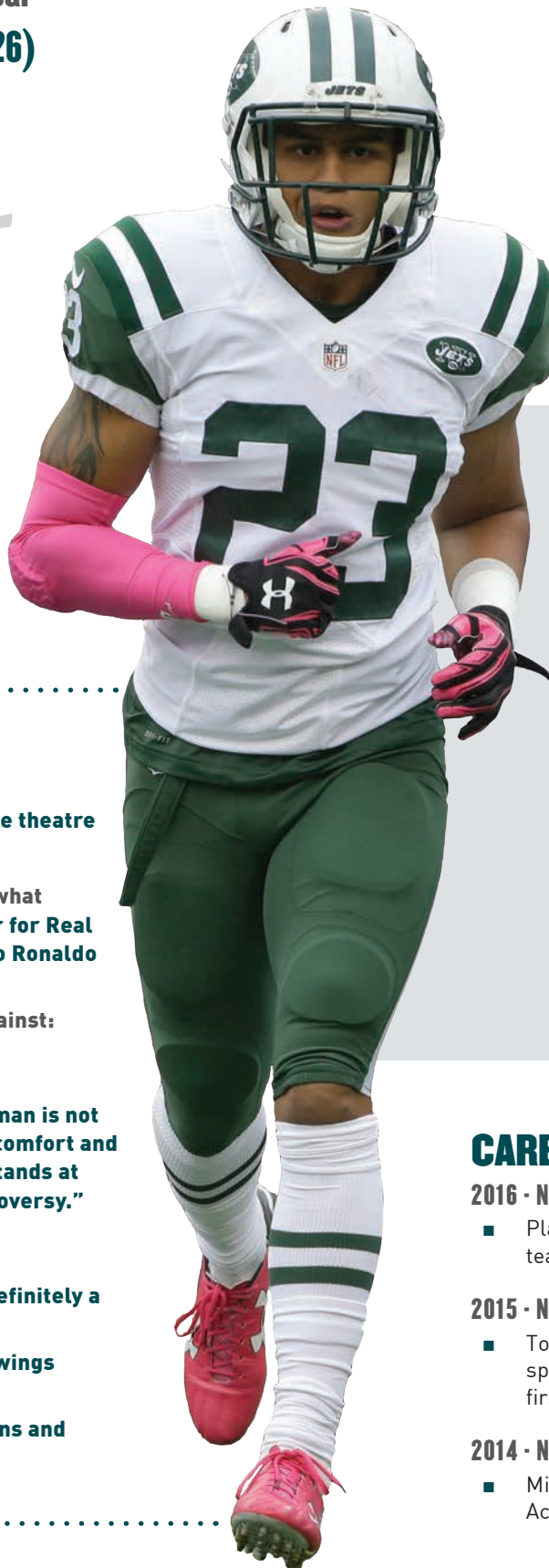
Falmouth, Virginia 

Stafford High School



Maryland

**D3-14 (80th overall)
by N.Y. Jets
Acquired: T-NYJ-17**



Dexter McDougle was acquired by the Eagles in a trade with the N.Y. Jets on August 27, 2017. McDougle was originally selected by the Jets in the 3rd round (80th overall) of the 2014 NFL Draft and has played in 26 career games, serving primarily on special teams. The Virginia native played collegiately at the University of Maryland, where he was a three-year starter and totaled 151 tackles, 22 PDs and 6 INTs in 39 contests (28 starts).

BIRDSEED

- Prepped at Stafford HS, where he was teammates with Eagles WR Torrey Smith. The two later went on to play at the University of Maryland
- Played free safety, cornerback, running back and wide receiver at Stafford HS. Recorded 97 tackles and 6 INTs as a senior defensive back. Added 48 receptions for 885 yards and 11 TDs and 76 carries for 457 yards and 9 TDs. Named honorable mention All-Met by *The Washington Post* and earned all-area and all-district honors
- Is the son of Gina and Dexter McDougle. Majored in criminology and criminal justice at Maryland

 @Blasian_Kiddd

THREE STEP DROP

First job: Concessions at a movie theatre

Desired talent: Ability to sing

If he could play another sport, what position/team: Soccer player for Real Madrid. "I would be Cristiano Ronaldo in another life."

Best player he ever lined up against: Sammy Watkins

Favorite quote:

**"The ultimate measure of a man is not where he stands in times of comfort and convenience, but where he stands at times of challenge and controversy."
- Martin Luther King**

Favorite sports moment:

"Getting drafted. That was definitely a life-long journey."

Favorite meal: Grilled chicken wings

First jerseys:

Charles Barkley, Phoenix Suns and Houston Rockets

CAREER HIGHLIGHTS

2016 - NEW YORK JETS (6/0)

- Played in six games and produced 1 special teams tackle

2015 - NEW YORK JETS (14/0)

- Totaled career highs in games played (14) and special teams tackles (4) while posting his first defensive stop and pass defended

2014 - NEW YORK JETS (0/0)

- Missed his rookie season after suffering an Achilles injury during training camp

CB DEXTER McDOUGLE 33



McDOUGLE'S CAREER STATISTICS

Year	Team	GP/S	TACKLES					PASS DEFENSE					FUMBLES			DEF SNAPS		ST	
			Total	Solo	Asst	TFL	Sacks	Int	Yds	Lg	TD	PD	Hur	FF	FR	Yds	No		Pct
2015	N.Y. Jets	14/0	1	1	0	0.0	0.0	0	0	--	0	1	0	0	0	0	50	5%	4
2016	N.Y. Jets	6/0	0	0	0	0.0	0.0	0	0	--	0	0	0	0	0	6	1%	1	
2017	Philadelphia	7/0	1	1	0	0.0	0.0	0	0	--	0	0	0	0	0	45	9%	4	
Totals		27/0	2	2	0	0.0	0.0	0	0	--	0	1	0	0	0	---	---	9	

2017 GAME-BY-GAME STATISTICS

Date	Opp	GP/S	Tot	Solo	Sk	Int	PD	FF	FR	Snaps	Pct
Sep 10	at Was	W 0/0	INACTIVE								
Sep 17	at KC	L 1/0	0	0	0.0	0	0	0	0	0	0%
Sep 24	NYG	W 1/0	0	0	0.0	0	0	0	0	0	0%
Oct 1	at LAC	W 1/0	0	0	0.0	0	0	0	0	2	4%
Oct 8	Ari	W 1/0	0	0	0.0	0	0	0	0	4	7%
Oct 12	at Car	W 1/0	0	0	0.0	0	0	0	0	0	0%
Oct 23	Was	W 1/0	0	0	0.0	0	0	0	0	7	11%
Oct 29	SF	W 1/0	1	1	0.0	0	0	0	0	32	48%
Nov 5	Den										
Nov 19	at Dal										
Nov 26	Chi										
Dec 3	at Sea										
Dec 10	at LAR										
Dec 17	at NYG										
Dec 25	Oak										
Dec 31	Dal										
Totals		7/0	1	1	0.0	0	0	0	0	45	9%

2016 GAME-BY-GAME STATISTICS (NYJ)

Date	Opp	GP/S	Tot	Solo	Sk	Int	PD	FF	FR	Snaps	Pct
SIGNED BY JETS FROM PRACTICE SQUAD (11/12/16)											
Nov 13	LAR	L 1/0	0	0	0.0	0	0	0	0	14	20%
Nov 27	NE	L 1/0	0	0	0.0	0	0	0	0	11	15%
Dec 5	Ind	L 1/0	0	0	0.0	0	0	0	0	13	18%
Dec 11	at SF	W 0/0	INACTIVE								
Dec 17	Mia	L 1/0	0	0	0.0	0	0	0	0	6	13%
Dec 24	at NE	L 1/0	0	0	0.0	0	0	0	0	4	5%
Jan 1	Buf	W 1/0	0	0	0.0	0	0	0	0	12	19%
Totals		6/0	0	0	0.0	0	0	0	0	6	1%

COLLEGE HIGHLIGHTS

- Was a three-year starter at cornerback for the Terrapins, totaling 28 starts in 39 career games. Compiled 151 tackles, 22 PDs, 6 INTs, 5.5 TFL, 1 FF and 1 FR along with 2 defensive TDs. Started all 24 contests from 2011-12
- Earned Academic All-ACC honors as a senior in 2013 and as a sophomore in 2011

TRANSACTIONS

- 2014** Drafted by NYJ in 3rd round (80th overall)
Signed 4-year contract
- 8/20/14** Placed on Injured Reserve (Achilles)
- 9/4/16** Waived by NYJ
- 9/6/16** Signed by NYJ to practice squad
- 11/12/16** Signed by NYJ from practice squad to active roster
- 8/27/17** Acquired by PHI from NYJ in exchange for S **Terrence Brooks**
- 9/2/17** Signed by PHI to 1-year contract extension

CAREER HIGHS		
Total Tackles	1	2x, last: 10/29/17 vs. SF
Solo Tackles	1	2x, last: 10/29/17 vs. SF
Sacks	--	---
INTs	--	---
PDs	1	10/18/15 vs. Was.
FFs	--	---
FRs	--	---



S RODNEY MCLEOD 23




5-10 | 195  **6th Year**
BORN: June 23, 1990 (Age 27)

**Hyattsville,
Maryland**

**DeMatha Catholic
High School**



Virginia
UDFA (2012) by St. Louis
Acquired: FA (LAR) 2016



One of the most durable players in the NFL, **Rodney McLeod** signed a five-year contract with the Eagles in the 2016 offseason. The hard-hitting safety led Philadelphia with a career-high 117 tackles while adding 10 PDs and 3 INTs in his debut season with the team. Originally signed by the Rams as an undrafted free agent in 2012, McLeod is one of just three NFL players with 9+ INTs and 9+ FFs since 2013.

MOST TACKLES EAGLES PLAYERS IN 2016

R. McLeod	117
M. Jenkins	114
N. Bradham	99
J. Hicks	95

THREE STEP DROP

Hobbies: Puzzles and video games

**Bucket list: Ride in a helicopter,
skydive and travel to Paris**

If he could be any superhero: Batman

**Favorite movies: Any Given Sunday,
The Dark Knight, Friday**

Favorite musicians: Drake, Fabolous, Future

**Best player he has faced:
Packers QB Aaron Rodgers**

**Player he models his game after:
Seahawks S Earl Thomas**

**Favorite athletes growing up:
Kobe Bryant, Deion Sanders**

**Favorite athletes now:
Steph Curry, LeBron James**

**Three favorite throwback jerseys:
Walter Payton, Jerry Rice,
Deion Sanders**

CAREER HIGHLIGHTS

- Is one of only three NFL players to produce 9+ INTs and 9+ FFs since 2013, joining **Lavonte David** (9 INTs, 15 FFs) and **Byron Maxwell** (10 INTs, 9 FFs) (according to *Pro Football Reference*)

2017 - PHILADELPHIA EAGLES (7/7)

- Registered his first INT of the season when he picked off 49ers QB **C.J. Beathard** in the second quarter of the 33-10 win vs. SF (10/29/17)
- Totaled a career-high 3 PDs along with 6 tackles (4 solo) and 2 QB pressures in the 28-23 win at Car. (10/12/17)
- Forced a goal-line fumble (**J.J. Nelson**) on the Cardinals' final possession in the 34-7 win vs. Ari. (10/8/17)

2016 - PHILADELPHIA EAGLES (16/16)

- Posted a team-leading, career-high 117 tackles in his first season with the Eagles. Also added career highs with 10 PDs and 3 INTs

S RODNEY MCLEOD 23



MCLEOD'S CAREER STATISTICS

Year	Team	GP/S	TACKLES					PASS DEFENSE					FUMBLES			DEF SNAPS		ST		
			Total	Solo	Asst	TFL	Sacks	Int	Yds	Lg	TD	PD	Hur	FF	FR	Yds	No		Pct	No
2012	St. Louis	16/0	0	0	0	0.0	0.0	0	0	--	0	0	0	0	0	0	0	4	1%	16
2013	St. Louis	16/16	87	68	19	2.0	0.0	2	2	2	0	6	0	1	2	7	1060	99%	3	
2014	St. Louis	16/16	96	64	32	3.0	0.0	2	1	1	0	5	0	2	2	9	1025	99%	1	
2015	St. Louis	16/16	106	73	33	2.0	0.0	1	4	4	0	5	0	3	1	20	1153	99%	0	
2016	Philadelphia	16/16	117	78	39	3.0	1.0	3	5	5	0	10	1	1	0	0	1014	99%	5	
2017	Philadelphia	7/7	28	19	9	1.0	0.0	1	4	4	0	8	2	1	0	0	403	78%	1	
Totals		87/71	434	302	132	11.0	1.0	9	16	5	0	33	3	8	5	36	---	---	26	

ADDITIONAL CAREER STATISTICS

Special Teams FFs: 1 on 10/13/13 at Hou. **Receptions:** 1 for 21 yards on 11/11/12 at SF

- Logged double-digit tackles (11) for a third-straight game in a win vs. Min. (10/23/16). Made a game-changing INT in the first quarter when he picked off Vikings QB **Sam Bradford** in the end zone. Recorded a strip-sack of Bradford, which was the first QB takedown of his career
- Set a new single-game career high when he collected 17 tackles (12 solo) at Was. (10/16/16)
- Compiled a team-high 13 tackles (9 solo) at Det. (10/9/16), marking the 2nd-highest single-game total of his career
- Intercepted Browns QB **Robert Griffin III** in his Eagles debut vs. Cle. (9/11/16)

2015 - ST. LOUIS RAMS (16/16)

- Posted his first-career 100+ tackle campaign (106). Also recorded a career-high 3 FFs and a fumble recovery TD, while adding 5 PDs and 1 INT



GOVERNOR OF GOOD

McLeod was named the Eagles' 2016 Governor of Good for attending the most community service events throughout the year.

HOMETOWN FOOTBALL CAMP

McLeod hosts an annual football camp at his high school alma mater, DeMatha Catholic, in Hyattsville, MD. The free camp focuses on improving football fundamentals for kids between the ages of 9-14. The camp features motivational speakers who guide campers through a variety of topics, including perseverance, dedication to academics and healthy living.

SHRINERS HOSPITAL VISITS

During his time in St. Louis, McLeod became heavily involved with the Shriners Hospital for Children and hosted an annual event called Halloween Huddle. McLeod spent time with hospital patients playing arcade games and riding go-karts.

BIRDSEED

McLeod is the son of Kimberly Holloman and Rodney McLeod. He has five younger siblings and an English bulldog named Caesar.

McLeod graduated from Virginia with a degree in sociology.

"WELCOME TO THE NFL" MOMENT

McLeod says that his 'Welcome to the NFL' moment occurred as a rookie against the Arizona Cardinals. "We ran gunner motion when I was on punt coverage and their safety, Rashad Johnson, started into the box, peeled back and perfectly timed a hit on me. He squared me up good, but I didn't fall down. I remember thinking, 'This is a grown man's league.'"

HIGH SCHOOL STANDOUT

McLeod played defensive back, wide receiver and kick returner in high school at DeMatha Catholic, where he earned second-team all-state and first-team all-conference honors as a senior defensive back in 2007 after intercepting three passes. McLeod also hauled in 24 receptions for 52 yards (21.7 avg.) and 8 TDs while returning 3 kickoffs for scores.

As a junior in 2006, McLeod helped lead DeMatha to its fourth-straight conference title, recording 2 INTs and earning second-team all-conference recognition. On offense, McLeod snagged 20 passes for 400 yards (20.0 avg.) and 7 TDs.

McLeod was also a member of DeMatha's 400-meter relay team.





2017 GAME-BY-GAME STATISTICS

Date	Opp	GP/S	Tot	Solo	Sk	Int	PD	FF	FR	Snaps	Pct
Sep 10	at Was	W 1/1	4	2	0.0	0	0	0	0	63	100%
Sep 17	at KC	L 1/1	2	2	0.0	0	0	0	0	12	23%
Sep 24	NYG	W 0/0	INACTIVE (HAMSTRING)								
Oct 1	at LAC	W 1/1	2	1	0.0	0	1	0	0	57	100%
Oct 8	Ari	W 1/1	4	3	0.0	0	1	1	0	60	100%
Oct 12	at Car	W 1/1	6	4	0.0	0	3	0	0	81	99%
Oct 23	Was	W 1/1	5	3	0.0	0	2	0	0	64	100%
Oct 29	SF	W 1/1	5	4	0.0	1	1	0	0	66	100%
Nov 5	Den										
Nov 19	at Dal										
Nov 26	Chi										
Dec 3	at Sea										
Dec 10	at LAR										
Dec 17	at NYG										
Dec 25	Oak										
Dec 31	Dal										
Totals		7/7	28	19	0.0	1	8	1	0	403	78%

2016 GAME-BY-GAME STATISTICS

Date	Opp	GP/S	Tot	Solo	Sk	Int	PD	FF	FR	Snaps	Pct
Sep 11	Cle	W 1/1	3	3	0.0	1	0	0	0	50	96%
Sep 19	at Chi	W 1/1	4	4	0.0	0	0	0	0	50	96%
Sep 25	Pit	W 1/1	7	6	0.0	1	2	0	0	60	100%
Oct 9	at Det	L 1/1	13	9	0.0	0	0	0	0	61	100%
Oct 16	at Was	L 1/1	17	12	0.0	0	1	0	0	73	99%
Oct 23	Min	W 1/1	11	5	1.0	1	1	1	0	75	99%
Oct 30	at Dal	L 1/1	7	5	0.0	0	0	0	0	78	100%
Nov 6	at NYG	L 1/1	3	2	0.0	0	2	0	0	64	100%
Nov 13	Atl	W 1/1	6	3	0.0	0	1	0	0	50	100%
Nov 20	at Sea	L 1/1	7	3	0.0	0	2	0	0	67	100%
Nov 28	GB	L 1/1	9	4	0.0	0	0	0	0	71	100%
Dec 4	at Cin	L 1/1	9	6	0.0	0	0	0	0	64	100%
Dec 11	Was	L 1/1	7	5	0.0	0	0	0	0	48	100%
Dec 18	at Bal	L 1/1	7	6	0.0	0	0	0	0	58	100%
Dec 22	NYG	W 1/1	3	2	0.0	0	0	0	0	89	100%
Jan 1	Dal	W 1/1	4	3	0.0	0	1	0	0	56	100%
Totals		16/16	117	78	1.0	3	10	1	0	1014	99%

Eagles safety Malcolm Jenkins on the way Rodney McLeod plays the game

He plays with a lot of energy and flies around. He's one of those safeties that I think Philadelphia will like. He has that attitude. He's not afraid to stick his nose in the fan.

TOUCHDOWNS

Date	Opponent	TDs
10/25/15	vs. Cleveland Browns (W, 24-6)	20-yard FR

- Totaled 12 tackles (6 solo) at Bal. (11/22/15). Forced a fumble in the first quarter when he stripped Ravens WR **Jeremy Butler** on third down and picked off QB **Joe Flacco** in the second quarter
- Scored the first TD of his career when he picked up a loose ball vs. Cle. (10/25/15) and returned it 20 yards for a score

2014 - ST. LOUIS RAMS (16/16)

- Registered 5 PDs, 2 INTs, 2 FFs and 2 FRs
- Picked off Redskins QB **Colt McCoy** in the first quarter of a 24-0 win at Was. (12/7/14) and forced a fumble of RB **Silas Redd** in the fourth quarter

2013 - ST. LOUIS RAMS (16/16)

- Voted a special teams captain by his teammates and earned the starting job at free safety
- Notched the first INT of his career when he picked off Titans QB **Jake Locker** late in the fourth quarter vs. Ten. (11/3/13)
- Forced a fumble on a third-quarter kickoff return at Hou. (10/13/13) that was recovered and returned for a TD by Rams LB **Darren Bates**

CAREER HIGHS

Total Tackles	17	10/16/16 at Was.
Solo Tackles	12	10/16/16 at Was.
Sacks	1.0	10/23/16 vs. Min.
INTs	1	9x, last: 10/29/17 vs. SF
PDs	3	10/12/17 at Car.
FFs	1	8x, last: 10/23/16 vs. Min.
FRs	1	5x, last: 10/25/15 vs. Cle.



DE STEVEN MEANS 51



6-3 | 263  **3rd Year**
BORN: Sept. 16, 1990 (Age 26)



**Buffalo,
New York**

**Grover
Cleveland
High School**



Buffalo

**D5-13 (147th overall)
by Tampa Bay
Acquired: PS-Hou-15**

THREE STEP DROP

**First job: Burger flipper at
McDonald's**

**Bucket list: Create jobs for his
family by establishing an
enterprise**

**Moment he was left starstruck:
Getting a head nod from Marshawn
Lynch during pregame warmups as
a rookie with Tampa Bay**

**Favorite meal: Cereal - Frosted
Flakes and Cinnamon Toast Crunch**

Favorite movie: *God's Not Dead*

**Favorite TV shows:
*The Walking Dead, The Wire***

**Favorite Halloween costume: Dressed
up as a cheerleader in college**

**Three favorite throwback jerseys:
Michael Jordan, Chicago Bulls;
Barry Sanders, Detroit Lions;
Lawrence Taylor, New
York Giants**



Originally a 5th-round draft choice of the Tampa Bay Buccaneers in 2013, **Steven Means** was signed by the Eagles off of the Texans practice squad following Week 13 of the 2015 season. Means has played in 19 career games, including eight contests with Philadelphia. A native of Buffalo, NY, Means was a four-year letterman at the University at Buffalo, where he finished his career ranked 4th in school history with 18.5 sacks.

MOST SACKS

UNIVERSITY OF BUFFALO HISTORY

Khalil Mack (2010-13)	28.5
Vince Canosa (1992-95)	24.0
Rich Dadabo (1989-92)	24.0
Trevor Scott (2004-07)	19.0
Steven Means (2009-12)	18.5

CAREER HIGHLIGHTS

2016 - PHILADELPHIA EAGLES (8/0)

- Blocked his first-career punt with under two minutes remaining vs. Dal. (1/1/17). It was recovered by the Eagles inside the 10-yard line and led to a rushing TD three plays later
- Logged his first-career sack and forced fumble in a win vs. Min. (10/24/16)

2013- TAMPA BAY BUCCANEERS (10/0)

- Played in a career-high 10 games with the Buccaneers during his rookie campaign in 2013. Logged 5 tackles (3 solo) in 77 defensive snaps

COLLEGE HIGHLIGHTS

- Appeared in 48 games (42 starts) at Buffalo, posting 185 tackles, 29.5 TFL, 18.5 sacks, 3 FFs, 3 FRs and 2 INTs, while also blocking 5 kicks



MEANS' CAREER STATISTICS																		
			TACKLES					PASS DEFENSE					FUMBLES			DEF SNAPS		
Year	Team	GP/S	Total	Solo	Asst	TFL	Sacks	Int	Yds	Lg	TD	PD	Hur	FF	FR	Yds	No	Pct
2013	Tampa Bay	10/0	5	3	2	0.0	0.0	0	0	--	0	0	0	0	0	0	77	12%
2014	Tampa Bay	1/0	1	1	0	0.0	0.0	0	0	--	0	0	0	0	0	0	4	6%
	Baltimore	0/0	0	0	0	0.0	0.0	0	0	--	0	0	0	0	0	0	0	0%
	<i>Totals</i>	<i>1/0</i>	<i>1</i>	<i>1</i>	<i>0</i>	<i>0.0</i>	<i>0.0</i>	<i>0</i>	<i>0</i>	<i>--</i>	<i>0</i>	<i>0</i>	<i>0</i>	<i>0</i>	<i>0</i>	<i>0</i>	<i>---</i>	<i>---</i>
2015	Philadelphia	0/0	0	0	0	0.0	0.0	0	0	--	0	0	0	0	0	0	---	---
2016	Philadelphia	8/0	4	3	1	0.0	1.0	0	0	--	0	0	0	1	0	0	36	4%
2017	Philadelphia	3/0	0	0	0	0.0	0.0	0	0	--	0	0	0	0	0	0	8	2%
Totals		22/0	10	7	3	0.0	1.0	0	0	--	0	0	0	1	0	0	---	---
PLAYOFFS																		
2014	Baltimore	0/0	0	0	0	0.0	0.0	0	0	--	0	0	0	0	0	0	0	0%
Totals		0/0	0	0	0	0.0	0.0	0	0	--	0	0	0	0	0	0	0	0%
ADDITIONAL CAREER STATISTICS																		
Blocked punt: (1) - 1/1/17 vs. Dallas																		

CAREER HIGHS		
Total Tackles	2	2x, last: 12/11/16 vs. Was.
Solo Tackles	1	7x, last: 12/11/16 vs. Was.
Sacks	1.0	10/23/16 vs. Min.
FFs	1	10/23/16 vs. Min.

COLLEGE HIGHLIGHTS (Continued)

- Finished his career ranked 4th in Buffalo annals in sacks with 18.5 and tied for 10th in tackles for loss with 29.5
- As a senior in 2012, earned All-MAC second-team honors after posting career highs in tackles (77), tackles for loss (11) and sacks (6.5)
- Notched 33 tackles and 2.5 sacks as a junior in 2011. Also returned an interception for a touchdown



MEANS vs. PETERS

According to Means, the best player he has ever lined up against is current teammate and Eagles LT Jason Peters. In fact, Peters was part of his "Welcome to the NFL" moment. As a rookie for the Buccaneers in 2013, Means' performance in a Week 4 matchup against the Cardinals led to increased snaps the following game. It just so happened that the next contest would be against the Eagles and the offensive line anchor, Peters.

"I just remember this one play where Jason literally lifted me up in the air and slammed me to the ground. It didn't stop there. He rested his hands on my chest and made sure that my back remained on the grass until the play was over. I was in total shock at the time and just kept thinking that you have to come ready to play on every single down at this level."

STUDENT OF THE GAME

Means enjoyed watching some of the game's elite pass rushers, including Bruce Smith, Michael Strahan and Lawrence Taylor. He currently follows the careers of J.J. Watt, Pernell McPhee, Elvis Dumervil, Cliff Avril and college teammate Khalil Mack. Growing up, Means was a huge fan of his hometown team the Buffalo Bills and QB Doug Flutie.

BIRDSEED

Means, who earned his degree in sociology at the University of Buffalo, is the son of Gwen and Steven Means Sr. He has two younger brothers, Brandon and Cameron.

Means was a two-time All-Western New York selection at Grover Cleveland HS, where he notched 108 tackles, 20.0 sacks, 5 FFs and 1 INT as a senior in 2007, leading his team to an appearance in the Western New York Harvard Cup.

STANDING OUT

Means' most memorable college moment took place in a game against Miami (OH) when he found that an NFL rep was in attendance to scout him. It was the first time that he realized his NFL dream could come to fruition.



2017 GAME-BY-GAME STATISTICS

Date	Opp	GP/S	Tot	Solo	Sk	Hur	PD	FF	FR	Snaps	Pct
9/10	at Was	W	0/0	INACTIVE							
9/17	at KC	L	0/0	INACTIVE							
9/24	NYG	W	0/0	INACTIVE							
10/1	at LAC	W	1/0	0	0	0.0	0	0	0	4	7%
10/8	Ari	W	1/0	0	0	0.0	0	0	0	3	5%
10/12	at Car	W	1/0	0	0	0.0	0	0	0	1	1%
10/23	Was	W	0/0	INACTIVE							
10/29	SF	W	0/0	INACTIVE							
11/5	Den										
11/19	at Dal										
11/26	Chi										
12/3	at Sea										
12/10	at LAR										
12/17	at NYG										
12/25	Oak										
12/31	Dal										
Totals			3/0	0	0	0.0	0	0	0	8	2%

2016 GAME-BY-GAME STATISTICS

Date	Opp	GP/S	Tot	Solo	Sk	Hur	PD	FF	FR	Snaps	Pct
Sep 11	Cle	W	1/0	0	0	0.0	0	0	0	0	0%
Sep 19	at Chi	W	1/0	0	0	0.0	0	0	0	7	13%
Sep 25	Pit	W	1/0	1	1	0.0	0	0	0	6	10%
Oct 9	at Det	L	0/0	INACTIVE							
Oct 16	at Was	L	0/0	INACTIVE							
Oct 23	Min	W	1/0	1	1	1.0	0	0	1	5	7%
Oct 30	at Dal	L	1/0	0	0	0.0	0	0	0	2	3%
Nov 6	at NYG	L	1/0	0	0	0.0	0	0	0	0	0%
Nov 13	Atl	W	0/0	INACTIVE							
Nov 20	at Sea	L	0/0	INACTIVE							
Nov 28	GB	L	0/0	INACTIVE							
Dec 4	at Cin	L	0/0	INACTIVE							
Dec 11	Was	L	1/0	2	1	0.0	0	0	0	11	23%
Dec 18	at Bal	L	0/0	INACTIVE							
Dec 22	NYG	W	0/0	INACTIVE							
Jan 1	Dal	W	1/0	0	0	0.0	0	0	0	5	9%
Totals			8/0	4	3	1.0	0	0	1	36	4%



COLLEGE HIGHLIGHTS (Continued)

- Collared 50 tackles, a team-leading 4.5 sacks and 2 FFs as a redshirt sophomore in 2010
- Led the Bulls in sacks (five) as a redshirt freshman in 2009, earning first-team All-Freshman honors from *Phil Steele*

TRANSACTIONS

- 2013** Drafted by TB in 5th round (147th overall)
Signed 4-year contract
- 9/9/14** Waived by TB
- 10/7/14** Signed by BAL to practice squad
- 12/23/14** Signed by BAL to active roster
- 3/9/15** Re-signed by BAL
- 9/2/15** Waived by BAL
- 10/21/15** Signed by HOU to practice squad
- 12/8/15** Signed by PHI from HOU practice squad
- 8/30/17** Signed by PHI to 1-year contract extension

2015 GAME-BY-GAME STATISTICS (HOU & PHI)

Date	Opp	GP/S	Tot	Solo	Sk	Hur	PD	FF	FR	Snaps	Pct
SIGNED TO TEXANS PRACTICE SQUAD (10/21/15)											
SIGNED TO EAGLES 53-MAN ROSTER (12/8/15)											
Dec 13	Buf	W	0/0	INACTIVE							
Dec 20	Ari	L	0/0	INACTIVE							
Dec 26	Was	L	0/0	INACTIVE							
Jan 3	at NYG	W	0/0	INACTIVE							
Totals			0/0	0	0	0.0	0	0	0	---	---

2014 GAME-BY-GAME STATISTICS (TB & BAL)

Date	Opp	GP/S	Tot	Solo	Sk	Hur	PD	FF	FR	Snaps	Pct
Sep 7	Car	L	1/0	1	1	0.0	0	0	0	4	6%
WAIVED BY BUCCANEERS (9/9/14)											
SIGNED TO RAVENS PRACTICE SQUAD (10/7/14)											
SIGNED TO RAVENS 53-MAN ROSTER (12/23/14)											
Dec 28	Cle	W	0/0	INACTIVE							
Totals			1/0	1	1	0.0	0	0	0	---	---
PLAYOFFS											
Jan 3	at Pit	W	0/0	INACTIVE							
Jan 10	at NE	L	0/0	INACTIVE							
Totals			0/0	0	0	0.0	0	0	0	---	---

CB JALEN MILLS 31



6-0 | 191  **2nd Year**
BORN: April 6, 1994 (Age 23)



LSU

Louisiana State
D7a-16 (233rd overall)
by Philadelphia



An experienced defensive back who was a four-year starter at LSU, **Jalen Mills** was selected by the Eagles in the seventh round of the 2016 NFL Draft. The 2015 first-team All-America honoree finished his Tigers career with 216 tackles, eight tackles for loss, six interceptions and four sacks in 46 games (45 starts). Mills earned a starting job in his second NFL season and currently leads the team with 3 INTs.

2017 EAGLES LEADERS

PASSES DEFENSED

Patrick Robinson	12
Jalen Mills	11
Rasul Douglas	9

TOTAL TACKLES

Malcolm Jenkins	70
Jalen Mills	53
Nigel Bradham	43

INTERCEPTIONS

Rasul Douglas	3
Jalen Mills	2
Patrick Robinson	2

THREE STEP DROP

First job: Sold a local newspaper door-to-door when he was 14

Bucket list: Go on a safari, scuba dive with sharks, travel to Australia, Dubai and Paris

Desired talent: Be a genius. "I would want to be the next Albert Einstein."

Player he models his game after: Cardinals S Tyrann Mathieu

First jersey: Allen Iverson, Philadelphia 76ers (black jersey)

Favorite athletes growing up: Allen Iverson, Tracy McGrady, Roy Jones Jr.

Favorite athletes to watch now: LeBron James, Derrick Rose, Usain Bolt, Serena Williams

Favorite movies: *Belly*, *Finding Nemo*, *Paid in Full*, *Scarface*

Favorite book: *The One Year Uncommon Life Daily Challenge* by Tony Dungy

Favorite music: Future, Kodak Black, Lil Uzi Vert, Young Thug

Favorite meal: Shrimp and rice

CAREER HIGHLIGHTS

2017 - PHILADELPHIA EAGLES (8/8)

- Through the first eight weeks of the season, leads the team in INTs (3) and ranks 2nd on the defense in tackles (53) and passes defended (11)
- Notched the first pick-six of his career when he intercepted 49ers QB **C.J. Beathard** with less than 2 minutes remaining in the first half vs. SF (10/29/17) and returned the pick 37 yards for a score
- Tallied his second INT of the season in the team's Week 6 win at Car. (10/12/17) when he picked off Panthers QB **Cam Newton** deep in Eagles' territory late in the fourth quarter
- Recorded a single-game career-high 3 passes defended vs. Ari. (10/8/17)
- Led the team with a career-high 12 tackles (11 solo) and added 2 PDs vs. NYG (9/24/17)



MILLS' CAREER STATISTICS

Year	Team	GP/S	TACKLES					PASS DEFENSE						FUMBLES			DEF SNAPS	
			Total	Solo	Asst	TFL	Sacks	Int	Yds	Lg	TD	PD	Hur	FF	FR	Yds	No	Pct
2016	Philadelphia	16/2	67	55	12	0	0.0	0	0	--	0	10	0	0	0	0	661	65%
2017	Philadelphia	8/8	53	44	9	1	0.0	3	53	37t	1	11	0	0	0	0	506	98%
Totals		24/10	120	99	21	1	0.0	3	53	37t	1	21	0	0	0	0	---	---

CAREER HIGHLIGHTS (Continued)

- Earned a starting job in his second season and recorded his first career INT in the season opener at Was. (9/10/17). With the Eagles clinging to a 2-point lead and the Redskins threatening to score in the fourth quarter, picked off a **Kirk Cousins** pass on the goaline to halt Washington's red zone drive. Also led the defense with career-high-tying 9 tackles (all solo) and 2 PDs

2016 - PHILADELPHIA EAGLES (16/2)

- As a rookie, tied for fourth on the Eagles defense with 10 passes defensed and finished fifth on the team in total tackles (67)
- Registered a career-high nine tackles (six solo) in a win vs. NYG (12/22/16)
- Made the first start of his career at Was. (10/16/16) and recorded seven tackles (five solo) and a pass defensed
- Tied for the team lead with a then-career-high eight tackles (seven solo) in a 34-3 win vs. Pit. (9/25/16)
- Played in the first game of his NFL career vs. Cle. (9/11) and recorded two tackles and a pass defensed

COLLEGE HIGHLIGHTS

- Played in seven games as a senior in 2015 after breaking his ankle in the preseason. Was a first-team All-America selection by *CBS Sports* after finishing the season with 30 tackles, one sack and three pass breakups
- Started 12 games at safety and one at nickelback as a junior in 2014, and tallied 62 tackles, three tackles for loss, one interception and five pass breakups
- Picked up 67 tackles, three sacks and three interceptions over his 13 starts as a sophomore in 2013. His interception total tied for the team lead
- Earned 2012 Freshman first-team All-America honors after starting all 13 games at CB and finishing fourth on the team with 57 total tackles, while adding two interceptions and five pass breakups

2017 GAME-BY-GAME STATISTICS

Date	Opp	GP/S	Tot	Solo	Sk	Int	PD	FF	FR	Snaps	Pct
Sep 10	at Was	W	1/1	9	9	0.0	1	2	0	63	100%
Sep 17	at KC	L	1/1	2	2	0.0	0	0	0	53	100%
Sep 24	NYG	W	1/1	12	11	0.0	0	2	0	69	100%
Oct 1	at LAC	W	1/1	5	3	0.0	0	1	0	57	100%
Oct 8	Ari	W	1/1	6	5	0.0	0	3	0	58	97%
Oct 12	at Car	W	1/1	5	3	0.0	1	1	0	81	99%
Oct 23	Was	W	1/1	6	6	0.0	0	0	0	64	100%
Oct 29	SF	W	1/1	8	5	0.0	1	2	0	61	92%
Nov 5	Den										
Nov 19	at Dal										
Nov 26	Chi										
Dec 3	at Sea										
Dec 10	at LAR										
Dec 17	at NYG										
Dec 25	Oak										
Dec 31	Dal										
Totals			8/8	53	44	0.0	3	11	0	506	98%

CAREER HIGHS

Total Tackles	12	9/24/17 vs. NYG
Solo Tackles	11	9/24/17 vs. NYG
INTs	1	3x, last: 10/29/17 vs. SF
PDs	3	10/8/17 vs. Ari.

TOUCHDOWNS

Date	Opponent	TDs
10/29/17	vs. San Francisco 49ers (W, 33-10)	37-yard INT

TRANSACTIONS

- 2016** Drafted by PHI in 7th round (233rd overall)
Signed 4-year contract

FÚTBOL FAN

A big soccer fan to this day, Mills played left midfield and left forward in high school. He attended the COPA America Centenario games at Lincoln Financial Field in the 2016 offseason and says if he could play any other sport he would be a forward for the U.S. national team. His favorite soccer players are Cristiano Ronaldo and Lionel Messi.



BIRDSEED

Mills is the son of Kisa Mills and has an older brother, Jaquan, and a dog, a Morkie named Baby.

Mills spent one season at DeSoto (TX) High School and helped lead his team to a 10-2 record as a senior, after transferring from Lancaster High School.


Mills began playing football when he was 12 as a defensive end for the Oak Cliff Titans. He moved to WR and QB before switching to the secondary as a junior in high school.

DT ELIJAH QUALLS 98



6-1 | 321 **Rookie**

BORN: Feb. 11, 1995 (Age 22)



Petaluma, California

Casa Grande High School

W

Washington

D6-17 (214th overall)

by Philadelphia



Elijah Qualls was selected by the Eagles in the 6th round (214th overall) of the 2017 NFL Draft. In 39 career games at the University of Washington, Qualls recorded 78 tackles (43 solo), 12.5 TFL and 7.5 sacks. The California native collected first-team All-Pac-12 honors following his senior season in 2016, when he posted a career-high 38 tackles (18 solo), including 5.0 TFL, along with 3.0 sacks.

COLLEGE HIGHLIGHTS

- Posted a career-high 38 tackles (18 solo), including 5.0 TFL, along with 3.0 sacks en route to first-team All-Pac-12 honors as a senior in 2016
- Played in 10 games (eight starts) as a junior in 2015. Produced 26 tackles (16 solo) and registered a career-high 4.5 sacks
- Saw action in all 14 games as a sophomore in 2013 and finished the season with 13 tackles (8 solo), including 2.0 TFL

TRANSACTIONS

2017 Drafted by PHI in 6th round (214th overall)
Signed 4-year contract

THREE STEP DROP

Hobbies: Playing video games, going to the beach, barbequing, having bonfires and hanging out with his dog, Storm

Desired talent: Acting. "I was a drama major and that's actually something that, hopefully, after a long, good football career, I want to get into acting or directing."

Surprisingly good at: Doing backflips

Best player he ever lined up against: USC quarterback Sam Darnold

Player he models his game after: Los Angeles Rams DT Aaron Donald

Favorite sports moment: Winning the Pac-12 Championship

Three favorite throwback jerseys: Michael Jordan, Chicago Bulls; Penny Hardaway, Orlando Magic; Kobe Bryant, Los Angeles Lakers

BIRDSEED

- Prepped at Casa Grande (CA) High School, where he played defensive tackle, center and running back
- As a senior, earned first-team All-Metro from the San Francisco Chronicle, first-team All-North Bay League on defense and second-team on offense. Rushed for 708 yards and 10 TDs on 106 carries and notched 83 tackles
- As a junior, earned Cal Hi Sports all-state and first-team all-league honors as both a running back and defensive lineman. Rushed for 1,139 yards and 13 TDs on 166 carries and posted 76 tackles on defense
- Also an outstanding high school wrestler, winning the league title and advancing to state as a junior

DT ELIJAH QUALLS 98



QUALLS' CAREER STATISTICS																		
			TACKLES					PASS DEFENSE						FUMBLES			DEF SNAPS	
Year	Team	GP/S	Total	Solo	Asst	TFL	Sacks	Int	Yds	Lg	TD	PD	Hur	FF	FR	Yds	No	Pct
2016	Philadelphia	4/0	1	0	1	0.0	0.0	0	0	--	0	0	2	0	0	0	50	10%
Totals		4/0	1	0	1	0.0	0.0	0	0	--	0	0	2	0	0	0	---	---

2017 GAME-BY-GAME STATISTICS														
Date	Opp	GP/S	Tot	Solo	Sk	Hur	PD	FF	FR	Snaps	Pct			
9/10	at Was	W 0/0	INACTIVE											
9/17	at KC	L 1/0	0	0	0.0	0	0	0	0	9	17%			
9/24	NYG	W 1/0	0	0	0.0	0	0	0	0	14	20%			
10/1	at LAC	W 1/0	0	0	0.0	1	0	0	0	13	23%			
10/8	Ari	W 1/0	1	0	0.0	1	0	0	0	14	23%			
10/12	at Car	W 0/0	INACTIVE											
10/23	Was	W 0/0	INACTIVE											
10/29	SF	W 0/0	INACTIVE											
11/5	Den													
11/19	at Dal													
11/26	Chi													
12/3	at Sea													
12/10	at LAR													
12/17	at NYG													
12/25	Oak													
12/31	Dal													
Totals			4/0	1	0	0.0	2	0	0	0	50	10%		

CB PATRICK ROBINSON 21



5-11 | 191  **8th Year**
BORN: Sept. 7, 1987 (Age 30)



**Miami,
Florida**

**Gulliver
Preparatory
School**



Florida State
D1-10 (32nd overall)
by New Orleans
Acquired: FA 2017



Patrick Robinson signed with the Philadelphia Eagles on March 31, 2017, following stints with the Colts (2016), Chargers (2015) and Saints (2010-14). Originally selected by New Orleans with the 32nd-overall pick in the 2010 NFL Draft, Robinson has produced 277 tackles (233 solo), 71 PDs, 11 INTs, 3 FFs and 1.0 sack in 89 career regular-season games (53 starts).

99+ YARD INT-TDs NFL PLAYERS SINCE 2012



**AQIB
TALIB**
103 YARDS
9/17/17 vs. DAL



**GREG
TOLER**
102 YARDS
12/16/12 vs. DET



**XAVIER
RHODES**
100 YARDS
11/20/16 vs. ARI



**SEAN
SMITH**
100 YARDS
11/3/13 AT BUF



**MALCOLM
JENKINS**
99 YARDS
12/6/15 AT NE



**JANORIS
JENKINS**
99 YARDS
11/23/14 AT SD



**PATRICK
ROBINSON**
99 YARDS
11/5/12 vs. PHI

2017 EAGLES LEADERS

PASSES DEFENSED

Patrick Robinson	12
Jalen Mills	11
Rasul Douglas	9

INTERCEPTIONS

Jalen Mills	3
Rasul Douglas	2
Patrick Robinson	2

THREE STEP DROP

Hobbies: Reading and watching movies
Favorite movies: Friday, New Jack City, Aladdin, Money Talks
Favorite food: Chicken tenders
Favorite vacation spot: Florida Keys
Favorite sports team: Miami Heat
If he could have dinner with anyone, it would be: Will Smith

CAREER HIGHLIGHTS

2017 - PHILADELPHIA EAGLES (8/4)

- Intercepted his second pass of the season early in the second half at Car. (10/12/17). Alertly snagged a ball that went in and out of the hands of RB **Jonathan Stewart** to set the Eagles' offense up at the Carolina 17. Two plays later, the Eagles scored a TD to take an 18-10 lead that they would never relinquish
- Logged a single-game career-high 4 passes defended vs. Ari. (10/8/17)

CB PATRICK ROBINSON 21



ROBINSON'S CAREER STATISTICS

Year	Team	GP/S	TACKLES					PASS DEFENSE						FUMBLES			DEF SNAPS		
			Total	Solo	Asst	TFL	Sacks	Int	Yds	Lg	TD	PD	Hur	FF	FR	Yds	No	Pct	
2010	New Orleans	11/4	25	23	2	1.0	0.0	0	0	--	0	2	0	0	0	0	0	N/A	N/A
2011	New Orleans	15/7	45	37	8	5.0	0.0	4	31	25	0	15	0	0	0	0	N/A	N/A	
2012	New Orleans	16/16	64	53	11	1.0	1.0	3	99	99t	1	18	1	1	0	0	1093	96%	
2013	New Orleans	2/0	2	1	1	0.0	0.0	0	0	--	0	0	0	0	0	0	22	2%	
2014	New Orleans	14/6	36	29	7	0.0	0.0	2	2	2	0	11	0	0	0	0	612	57%	
2015	San Diego	16/10	49	43	6	2.0	0.0	1	27	27	0	8	1	1	0	0	978	84%	
2016	Indianapolis	7/6	26	20	6	0.0	0.0	0	0	--	0	5	0	1	0	0	401	37%	
2017	Philadelphia	8/4	30	27	3	1.0	0.0	2	0	0	0	12	0	0	0	0	367	71%	
Totals		89/53	277	233	44	10.0	1.0	12	159	99t	1	71	2	3	0	0	---	---	

PLAYOFFS

2010	New Orleans	1/1	1	1	0	0.0	0.0	0	0	--	0	1	0	0	0	0	N/A	N/A
2011	New Orleans	2/1	5	5	0	0.0	0.0	0	0	--	0	1	0	0	0	0	N/A	N/A
Totals		3/2	6	6	0	0.0	0.0	0	0	--	0	2	0	0	0	0	---	---

ADDITIONAL CAREER STATISTICS

Special Teams Tackles: (10) - 2010 (4); 2011 (2); 2014 (4) **Postseason Special Teams Tackles:** (2) - 2011 (2)

Field Goal Block: (1) - 1 vs. Ari. (10/8/17)

CAREER HIGHS

Total Tackles	8	4x, last: 12/6/15 vs. Den.
Solo Tackles	8	10/10/10 at Ari.
Sacks	1.0	9/9/12 vs. Was.
INTs	1	12x, last: 10/12/17 at Car.
PDs	4	10/8/17 vs. Ari.
FFs	1	3x, last: 10/9/16 vs. Chi.



BIRDSEED

Robinson attended South Miami (FL) High School and Gulliver Preparatory School in Miami, where he graduated as a four-star recruit and the No. 16-ranked cornerback in the nation according to *Rivals.com*.

Robinson was named first-team all-state as a senior and represented Team Florida in the CaliFlorida Bowl. He earned all-region honors as a junior after recording 32 receptions for 491 yards and 6 TDs on offense and 8 INTs on defense.

Robinson majored in social science at Florida State.

TOUCHDOWNS

Date	Opponent	TDs
11/5/12	vs. Philadelphia Eagles (W, 28-13)	99-yard INT

CAREER HIGHLIGHTS (Continued)

- Picked off his first pass as an Eagle when he snagged a defected **Eli Manning** pass in Week 3 vs. NYG (9/24/17). His INT helped set up an Eagles TD that put Philadelphia up 14-0 in the 3rd quarter. Also logged a season-high 6 tackles and tied a career-high with 3 PDs

2016 - INDIANAPOLIS COLTS (7/6)

- Compiled 26 tackles (20 solo), 5 PDs and 1 FF

2015 - SAN DIEGO CHARGERS (16/10)

- Totaled 49 tackles (43 solo), 8 PDs, 1 INT and 1 FF

2014 - NEW ORLEANS SAINTS (14/6)

- Finished with 36 tackles (29 solo), 12 PDs and 2 INTs. Was named the team's recipient of the **Ed Block Courage Award**

2012 - NEW ORLEANS SAINTS (16/16)

- Recorded 64 tackles (53 solo), 18 PDs, 3 INTs and 1.0 sack
- Tallied his first-career sack vs. Was. (9/9/12), bringing down Redskins QB **Robert Griffin III** in the fourth quarter
- In a win vs. Philadelphia (11/5/12), put the Saints up 7-0 in the first quarter after intercepting Eagles QB **Mike Vick** for a 99-yard TD. Marked his first-career TD and matched a franchise record set by **Darren Sharper** on 10/4/09 vs. NYJ

CB PATRICK ROBINSON 21



2017 GAME-BY-GAME STATISTICS

Date	Opp	GP/S	Tot	Solo	Sk	Int	PD	FF	FR	Snaps	Pct
Sep 10	at Was	W	1/0	4	4	0.0	0	0	0	52	83%
Sep 17	at KC	L	1/0	3	2	0.0	0	0	0	32	60%
Sep 24	NYG	W	1/1	6	6	0.0	1	3	0	61	88%
Oct 1	at LAC	W	1/0	4	4	0.0	0	2	0	32	56%
Oct 8	Ari	W	1/0	4	4	0.0	0	4	0	46	77%
Oct 12	at Car	W	1/1	5	4	0.0	1	2	0	80	98%
Oct 23	Was	W	1/1	2	1	0.0	0	0	0	46	72%
Oct 29	SF	W	1/1	2	2	0.0	0	1	0	18	27%
Nov 5	Den										
Nov 19	at Dal										
Nov 26	Chi										
Dec 3	at Sea										
Dec 10	at LAR										
Dec 17	at NYG										
Dec 25	Oak										
Dec 31	Dal										
Totals			8/4	30	27	0.0	2	12	0	367	71%

2016 GAME-BY-GAME STATISTICS (IIND)

Date	Opp	GP/S	Tot	Solo	Sk	Int	PD	FF	FR	Snaps	Pct
Sep 11	Det	L	1/1	5	5	0.0	0	1	0	31	48%
Sep 18	at Den	L	0/0	INACTIVE (CONCUSSION)							
Sep 25	SD	W	0/0	INACTIVE (CONCUSSION)							
Oct 2	at Jax	L	1/0	3	3	0.0	0	0	0	62	86%
Oct 9	Chi	W	1/1	6	4	0.0	0	0	1	47	71%
Oct 16	at Hou	L	0/0	INACTIVE (KNEE, HIP)							
Oct 23	at Ten	W	1/1	3	0	0.0	0	1	0	69	95%
Oct 30	KC	L	1/1	4	3	0.0	0	2	0	69	93%
Nov 6	at GB	W	1/1	2	2	0.0	0	0	0	69	100%
Nov 20	Ten	W	0/0	INACTIVE (GROIN)							
Nov 24	Pit	L	1/1	3	3	0.0	0	1	0	54	100%
Dec 5	at NYJ	W	0/0	INACTIVE (GROIN)							
Dec 11	Hou	L	0/0	INACTIVE (GROIN)							
PLACED ON INJURED RESERVE (GROIN) ON 12/13/16											
Totals			7/6	26	20	0.0	0	5	1	401	37%

2015 GAME-BY-GAME STATISTICS (SD)

Date	Opp	GP/S	Tot	Solo	Sk	Int	PD	FF	FR	Snaps	Pct
Sep 13	Det	W	1/0	3	2	0.0	1	1	1	35	75%
Sep 20	at Cin	L	1/0	1	1	0.0	0	0	0	29	44%
Sep 27	at Min	L	1/1	5	4	0.0	0	1	0	54	96%
Oct 4	Cle	W	1/1	2	2	0.0	0	1	0	68	96%
Oct 12	Pit	L	1/0	3	2	0.0	0	1	0	34	60%
Oct 18	at GB	L	1/1	1	1	0.0	0	0	0	40	76%
Oct 25	Oak	L	1/0	3	2	0.0	0	0	0	42	68%
Nov 1	at Bal	L	1/0	3	2	0.0	0	0	0	26	38%
Nov 9	Chi	L	1/1	2	2	0.0	0	0	0	22	31%
Nov 22	KC	L	1/1	5	5	0.0	0	0	0	45	71%
Nov 29	at Jax	W	1/1	4	4	0.0	0	2	0	56	79%
Dec 6	Den	L	1/0	8	7	0.0	0	1	0	66	96%
Dec 13	at KC	L	1/1	2	2	0.0	0	0	0	54	100%
Dec 20	Mia	W	1/1	5	5	0.0	0	0	0	56	98%
Dec 24	at Oak	L	1/1	0	0	0.0	0	0	0	53	76%
Jan 3	at Den	L	1/1	2	2	0.0	0	1	0	12	18%
Totals			16/10	49	43	0.0	1	8	1	978	84%

2014 GAME-BY-GAME STATISTICS (NO)

Date	Opp	GP/S	Tot	Solo	Sk	Int	PD	FF	FR	Snaps	Pct
Sep 7	at Atl	L	1/1	3	3	0.0	0	0	0	64	89%
Sep 14	at Cle	L	1/1	6	5	0.0	0	1	0	55	73%
Sep 21	Min	W	1/0	0	0	0.0	0	0	0	1	2%
Sep 28	at Dal	L	0/0	INACTIVE (HAMSTRING)							
Oct 5	TB	W	1/0	1	1	0.0	1	2	0	27	43%
Oct 19	at Det	L	0/0	INACTIVE (HAMSTRING)							
Oct 26	GB	W	1/0	2	2	0.0	0	0	0	43	63%
Oct 30	at Car	W	1/0	1	0	0.0	0	2	0	25	44%
Nov 9	SF	L	1/0	3	2	0.0	0	1	0	45	65%
Nov 16	Cin	L	1/0	1	1	0.0	0	0	0	51	84%
Nov 24	Bal	L	1/1	5	4	0.0	0	1	0	56	95%
Nov 30	at Pit	W	1/1	5	4	0.0	0	3	0	87	98%
Dec 7	Car	L	1/1	5	4	0.0	0	0	0	71	96%
Dec 15	at Chi	W	1/0	0	0	0.0	1	1	0	16	27%
Dec 21	Atl	L	1/1	3	2	0.0	0	0	0	49	75%
Dec 28	at TB	W	1/0	1	1	0.0	0	0	0	22	33%
Totals			14/6	36	29	0.0	2	11	0	612	57%

2013 GAME-BY-GAME STATISTICS (NO)

Date	Opp	GP/S	Tot	Solo	Sk	Int	PD	FF	FR	Snaps	Pct
Sep 8	Atl	W	1/0	2	1	0.0	0	0	0	18	32%
Sep 15	at TB	W	1/0	0	0	0.0	0	0	0	4	7%
PLACED ON INJURED RESERVE (KNEE) ON 9/18/13											
Totals			2/0	2	1	0.0	0	0	0	22	2%



G ISAAC SEUMALO 73



6-4 | 303  **2nd Year**
BORN: Oct. 29, 1993 (Age 23)

**Corvallis,
Oregon**

**Corvallis
High School**



Oregon State
D3-16 (79th overall)
by Philadelphia



A versatile offensive lineman out of Oregon State, **Isaac Seumalo** was drafted by the Eagles in the third round of the 2016 NFL Draft. Seumalo (pronounced Say-u-mah-low), was a key reserve for the Eagles in 2016 and made 4 starts at three different positions as a rookie. A standout at Corvallis (OR) HS, Seumalo was rated as the No. 2 offensive lineman in the nation by *SuperPrep*.

CAREER HIGHLIGHTS

- Proved to be a key reserve on the offensive line as a rookie in 2016, as he played in 9 games and started contests at three different positions (2 at RG, 1 at LG, 1 at RT)
- Made the first start of his career on *Monday Night Football* when he opened at RG vs. GB (11/28/16)

BIRDSEED

- Is the son of Karen and Joe Seumalo. Has three brothers (Andrew, Levi and Noah) and a sister (Jessi)
- Prepped at Corvallis (OR) High School, where he was named 5A First-Team All-State as an offensive and defensive lineman in both his junior and senior seasons. Was also an Under Armour and ESPN All-American

THREE STEP DROP

Favorite sports moment: Hawaii's 2008 Sugar Bowl season

If he could play another sport: Ping pong

First job: Delivering newspapers in his neighborhood. He had to wake up at 3 a.m. to start his route

Favorite meal: Hawaiian food

Favorite TV show: *It's Always Sunny in Philadelphia*

COLLEGE HIGHLIGHTS

- Made 37 career starts at Oregon State, opening contests at every position on the offensive line except for left guard
- Sat out the 2014 season while recovering from a foot injury, but returned to the field as a redshirt junior in 2015 and went on to start all 12 games for the Beavers (nine at RG, three at LT). Prior to the season, was named to the Outland Trophy and Rotary Lombardi Award watch lists and finished the year with All-Pac-12 Honorable Mention and Pac-12 All-Academic First team honors
- Started 10 games at center and two games at RT as a sophomore in 2013, earning Pac-12 All-Conference Second Team honors, while also being named to the Capital One Academic All-District team and the Pac-12 All-Academic First Team
- In 2012, became the first freshman starting center for Oregon State since Roger Levasa in 1978. Was just one of two true freshmen in the country to start their team's season opener at center. Earned All-Pac-12 honorable mention and was named Freshman All-America by *Phil Steele* and *CBSSports.com*

G ISAAC SEUMALO 73



FOOTBALL IS FAMILY

Isaac's father, Joe, played college football at Hawaii and is currently the defensive line coach at San Jose State. Prior to coaching, Joe played professionally in NFL Europe and the Canadian Football League.

Joe Seumalo and Eagles head coach Doug Pederson were teammates in 1995 with the Rhein Fire.

Isaac's brother, Andrew, is a GA at the University of Nebraska and played DT for OSU from 2009-2012. Isaac and Andrew teamed up for one season when Isaac was a freshman and Andrew was a senior.

Isaac's sister, Jessi, played volleyball for the Beavers and is currently a football recruiting GA at her alma mater.

TRANSACTIONS

2016 Drafted by PHI in 3rd round (79th overall)
Signed 4-year contract

SEUMALO'S CAREER SERVICE							
			STARTS			OFF SNAPS	
Year	Team	GP/S	LG	RG	RT	No	Pct
2016	Philadelphia	9/4	1	2	1	335	30%
2017	Philadelphia	6/2	2	0	0	157	28%
Totals		15/6	3	2	1	---	---

RB WENDELL SMALLWOOD 28



5-10 | 208 2nd Year
BORN: Jan. 20, 1994 (Age 23)

Elkton, Maryland
Eastern Christian Academy



West Virginia
D5a-16 (153rd overall)
by Philadelphia

THREE STEP DROP

First job: **Counselor at the YMCA**

Favorite TV show: **Martin**

Favorite quote: **"Do you not know that in a race all the runners run, but only one gets the prize? Run in such a way as to get the prize." - Corinthians 9:24**

If he could play another sport, what position: **Shooting guard, Philadelphia 76ers**

Player he models his game after: **Marshall Faulk**

Three favorite throwback jerseys: **Brian Westbrook, Philadelphia Eagles; Michael Vick, Atlanta Falcons; Michael Jordan, North Carolina**

RUSHING LEADERS

WEST VIRGINIA SINGLE-SEASON HISTORY

1,744	Steve Slaton (2006)
1,710	Avon Cobourne (2002)
1,589	Amos Zereoue (1997)
1,519	W. Smallwood (2015)



A native of nearby Wilmington, DE, and a fan of the Eagles during his childhood, **Wendell Smallwood** (pronounced wen-DELL) joined his hometown team after being selected in the 5th round of the 2016 NFL Draft. In 2015, Smallwood earned All-Big 12 second-team honors after setting career highs with 1,519 yards and 12 TDs on 238 carries (6.4 avg.) at West Virginia.

300+ RUSHING YDS & 250+ KICK RETURN YDS

ALL-TIME EAGLES ROOKIES



WENDELL SMALLWOOD
2016



JAMES MCALISTER
1975



TED DEAN
1960



KEN KELLER
1956



STEVE VAN BUREN
1944

CAREER HIGHLIGHTS

2017 - PHILADELPHIA EAGLES (6/3)

- Rushed for 34 yards in the win at LAC (10/1/17), including his 2nd career rushing TD. Also added career highs in receptions (tied, 4) and receiving yards (45)
- Paced the Eagles' rushing attack with 71 yards on 12 attempts (5.9 avg.) vs. NYG (9/24/17). His 71 yards were the 2nd-highest single-game total of his career (79 yards on 9/25/16 vs. Pit.)

2016 - PHILADELPHIA EAGLES (13/3)

- Became the first Eagle to record 300+ rushing yards and 250+ kick return yards since **Correll Buckhalter** in 2007. Joined **James McAlister** (1975), **Ted Dean** (1960), **Ken Keller** (1956) and **Steve Van Buren** (1944) as the only Eagles rookies to accomplish the feat

RB WENDELL SMALLWOOD 28



SMALLWOOD'S CAREER STATISTICS

Year	Team	GP/S	RUSHING					RECEIVING					TYS	OFF SNAPS		KICK RETURNS				
			Att	Yds	Avg	Lg	TD	No	Yds	Avg	Lg	TD		No	Pct	No	Yds	Avg	Lg	TD
2016	Philadelphia	13/3	77	312	4.1	19	1	6	55	9.2	18	0	367	164	16%	9	261	29.0	86t	1
2017	Philadelphia	6/3	38	143	3.8	20	1	10	79	7.9	24	0	222	144	26%	4	93	23.3	28	0
Totals		19/6	115	455	4.0	20	2	16	134	8.4	24	0	589	---	---	13	354	27.2	86t	1

ADDITIONAL CAREER STATISTICS

Fumbles/Lost: 1/1 - 2016 (1/1) **Special Teams Tackles:** 2 - 2016 (2)

2017 GAME-BY-GAME STATISTICS

Date	Opp	GP/S	RUSHING					RECEIVING					SNAPS			KICK RETURNS					
			Att	Yds	Avg	Lg	TD	No	Yds	Avg	Lg	TD	TYS	No	Pct	No	Yds	Avg	Lg	TD	
Sep 10	at Was	W	1/0	4	4	1.0	3	0	1	5	5.0	5	0	9	15	22%	0	0	---	--	0
Sep 17	at KC	L	1/1	3	4	1.3	8	0	1	-3	-3.0	-3	0	1	14	19%	2	55	27.5	28	0
Sep 24	NYG	W	1/0	12	71	5.9	20	0	1	9	9.0	9	0	80	43	57%	2	38	19.0	23	0
Oct 1	at LAC	W	1/1	10	34	3.4	11	1	4	45	11.3	24	0	79	35	44%	0	0	---	--	0
Oct 8	Ari	W	0/0	INACTIVE (KNEE)																	
Oct 12	at Car	W	0/0	INACTIVE (KNEE)																	
Oct 23	Was	W	1/0	8	25	3.1	9	0	2	14	7.0	8	0	39	24	37%	0	0	---	--	0
Oct 29	SF	W	1/0	1	5	5.0	5	0	1	9	9.0	9	0	14	13	19%	0	0	---	--	0
Nov 5	Den																				
Nov 19	at Dal																				
Nov 26	Chi																				
Dec 3	at Sea																				
Dec 10	at LAR																				
Dec 17	at NYG																				
Dec 25	Oak																				
Dec 31	Dal																				
Totals			6/3	38	143	3.8	20	1	10	79	7.9	24	0	222	144	26%	4	93	23.3	28	0



CAREER HIGHLIGHTS (Continued)

- Registered his first-career kickoff return TD (86 yards) at Was. (10/16/16), becoming the first Eagles rookie RB to post a kickoff return TD since Derrick Witherspoon in 1995
- Smallwood and **Josh Huff** (98-yard TD vs. Min. on 10/23/16) became the first duo in Eagles history and NFL's fifth since 1970 to produce kickoff return TDs in consecutive weeks
- Rushed for a career-high 79 yards on 17 carries (4.6 avg.) and recorded the first TD of his NFL career. His 79 rushing yards were the most by an Eagles rookie since **Bryce Brown** on 12/2/12 at Dal. (169 yards)

COLLEGE HIGHLIGHTS

- Appeared in 38 games (22 starts) and finished his three-year college career with 425 carries for 2,462 yards (5.8 avg.) and 12 TDs. Ended his West Virginia career ranked 9th all-time on the school's rushing list
- Compiled 68 career receptions for 618 yards (9.1 avg.), finishing 5th all-time among RBs in school history in both receptions and receiving yards

CAREER HIGHS

Rush Attempts	17	9/25/16 vs. Pit.
Rushing Yards	79	9/25/16 vs. Pit.
Rushing Long	20	9/24/17 vs. NYG
Rushing TDs	1	2x, last: 10/1/17 at LAC
Receptions	4	2x, last: 10/1/17 at LAC
Receiving Yards	45	10/1/17 at LAC
Receiving Long	24	10/1/17 at LAC
Receiving TDs	--	---
Kick Returns	2	4x, last: 9/24/17 vs. NYG
Kick Return Yards	86	10/16/16 at Was.
Kick Return Long	86t	10/16/16 at Was.

WR TORREY SMITH 82



6-0 | 205  **7th Year**
BORN: Jan. 26, 1989 (Age 28)

Falmouth, Virginia 
Stafford High School



Maryland
D2-11 (58th overall)
by Baltimore
Acquired: FA 2017



Torrey Smith was signed by the Philadelphia Eagles to a three-year contract on March 10, 2017, following a two-year stint with the San Francisco 49ers. Originally selected by the Ravens in the 2nd round (58th overall) of the 2011 NFL Draft, Smith was a member of Baltimore's Super Bowl XLVII-winning team. The seventh-year wideout has totaled 280 catches for 4,731 yards (16.9 avg.) and 38 TDs in 100 career games, while posting 414 yards and 4 TDs on 20 receptions (20.7 avg.) in eight career postseason contests.

YARDS PER RECEPTION

SINCE 2011 (MIN. 200 RECEPTIONS)



DESEAN JACKSON
17.3



TORREY SMITH
16.9



VINCENT JACKSON
16.6

THREE STEP DROP

First job: Cashier at Walmart

Bucket list: Go fishing in Alaska

Desired talent: Ability to sing R&B

Surprisingly good at: Debating

If he could play another sport:

"Basketball. I'd play point guard with wherever LeBron James is."

Best players he's lined up against:

Champ Bailey and Darrelle Revis

Favorite players: Randy Moss, Michael Vick

Moment left star struck: "It was weird because when I was in college Ray Lewis' brother played on my team. The first time I saw him, I was like, 'Man, this is Ray Lewis at our school!' And then I ended up playing with him."

Favorite movie: *Forrest Gump*

Favorite TV show: Anything on HGTV.

"That's my network now! I've been all over it."

Favorite meal: Fried chicken and macaroni and cheese

First jersey: Allen Iverson

FIRST-DOWN RECEIVING AVERAGE

SINCE 2011 (MIN. 100 RECEPTIONS)

DeSean Jackson 18.5

Vincent Jackson 17.2

Alshon Jeffery 17.0

Torrey Smith 16.9

Julio Jones 16.5

THIRD-DOWN RECEIVING AVERAGE

SINCE 2011 (MIN. 60 RECEPTIONS)

Torrey Smith 17.7

Victor Cruz 17.6

Calvin Johnson 17.1

Jordy Nelson 17.1

Vincent Jackson 17.0



TORREY SMITH FAMILY FUND

The Torrey Smith Family Fund is a nonprofit that aims to provide youth with the tools they need to identify, unleash and reach their full potential.

Please visit TorreySmith.org for more information on his work in the community.

- In March 2017, Smith held his Sixth Annual Charity Basketball Game. All proceeds benefit the Torrey Smith Family Fund. The Smith family has been working in collaboration with established nonprofits and corporate partners to create important new programs in Baltimore.
- "Torrey's Back to School Program" is held each August with the purpose of ensuring that low-income elementary and middle school students have the basic items needed to begin the school year. Teachers also receive supplies they need to start the school year.
- In 2016, the Smiths began their mentoring programs geared towards high school boys in need of support and guidance with the launch of the L.E.V.E.L. (Leadership, Education, Vision, Effort, Love) Teen Summit. In total, thirty students participated in the overnight weekend Summit which included various workshops and presentations that focused on character building, decision making, leadership, and goal setting. Smith continues to meet with the youth on a monthly basis. The vision of the mentoring program is to introduce boys to positive male mentors, encourage students to pursue higher education and help them create a foundation for a successful future.
- During the 2016 offseason, Smith funded every school in East Baltimore to help give students the tools and opportunities they need to succeed. He appeared on the "Late Show with Stephen Colbert" to promote the effort.
- In partnership with Scholastic, and with the generosity of other corporations, the non-profit created reading rooms in five different Baltimore schools. The program enhances literacy by providing over 1200 age-appropriate books to the children in these schools. The rooms provide a vibrant and comfortable place for students to read or borrow a book.
- In honor of Torrey's late brother, Tevin Jones, the Torrey Smith Family Fund awards four annual college scholarships to high school seniors. Recipients of the scholarship are awarded \$5,000, distributed over four years

MAN OF THE YEAR

Smith has been selected as his team's Walter Payton NFL Man of the Year nominee three times (2016 with San Francisco; 2013-14 with Baltimore). Named after the late Hall of Fame running back of the Chicago Bears, the Walter Payton NFL Man of the Year Award is given annually to the player who best exemplifies a commitment to philanthropy and community involvement.

"I've been giving back since day one, even when my family was the one receiving help. I always felt like your time was just as important as your money. I know what a lot of these families are going through and what a lot of these kids are going through. I wanted to be that support system for them, and that's why it's important for me to give back."

MAKING A DIFFERENCE

Smith used his time and resources to help those affected by the contaminated water supply in Flint, MI, during the 2016 offseason. Despite having no ties to Michigan, Smith and former teammate, Justin Forsett, teamed with The United Way, who helped coordinate school visits along with the donation of bottled water to Loving Hands, which is an adult and senior care service.

BIRDSEED

Smith (born James Torrey Smith) and his wife, Chanel (who grew up in Conshohocken, PA, and attended Plymouth-Whitemarsh HS), have two sons: Torrey Jeremiah (T.J.) and Kameron James. Smith, the oldest of seven children in his family, graduated with a bachelor's degree in criminology and criminal justice from the University of Maryland in 2010. In 2017, Smith, along with his wife, earned their MBA from the University of Miami.

During his time at Stafford HS (Falmouth, VA), Smith played wide receiver, running back and cornerback and saw action as a kick returner. Smith also played basketball in high school.



WR TORREY SMITH 82



SMITH'S CAREER STATISTICS

Year	Team	GP/S	RECEIVING					OFF SNAPS	
			No	Yards	Avg	Lg	TD	No	Pct
2011	Baltimore	16/14	50	841	16.8	74t	7	NA	NA
2012	Baltimore	16/16	49	855	17.4	54	8	919	84%
2013	Baltimore	16/16	65	1128	17.4	74	4	1098	97%
2014	Baltimore	16/16	49	767	15.7	53	11	788	73%
2015	San Francisco	16/12	33	663	20.1	76t	4	772	76%
2016	San Francisco	12/12	20	267	13.4	53t	3	644	62%
2017	Philadelphia	8/7	14	210	15.0	59t	1	375	67%
TotalsW		100/93	280	4731	16.9	76t	38	---	---

PLAYOFFS

Year	Team	GP/S	No	Yards	Avg	Lg	TD	No	Pct
2011	Baltimore	2/1	4	91	22.8	42	1	NA	NA
2012	Baltimore	4/4	11	233	21.2	59t	2	272	96%
2014	Baltimore	2/2	5	90	18.0	35	1	100	75%
Totals		8/7	20	414	20.7	59t	4	---	---

ADDITIONAL CAREER STATISTICS

Rushing: 7-48, 6.9 avg. - 2012 (3-9, 3.0 avg.); 2011 (4-39, 9.8 avg.)

Kick Returns: 2-37, 18.5 avg. - 2016 (1-13); 2011 (1-24)

Punt Returns: 1-9, 9.0 avg. in 2017

Fumbles/Lost: 2/0 - 2013 (1/0); 2011 (1/0)

CAREER HIGHS

Receptions	7	2x, last: 9/15/13 vs. Cle.
Receiving Yards	166	9/29/13 at Buf.
Receiving Long	76t	10/18/15 vs. Bal.
Receiving TDs	3	9/25/11 at StL



2017 GAME-BY-GAME STATISTICS

Date	Opp	GP/S	Rec	Yds	Avg	Lg	TD	Snaps	Pct	
Sep 10	at Was	W 1/1	1	30	30.0	30	0	48	71%	
Sep 17	at KC	L 1/1	4	66	16.5	24	0	62	86%	
Sep 24	NYG	W 1/1	4	29	7.3	14	0	58	76%	
Oct 1	at LAC	W 1/0	1	9	9.0	9	0	57	72%	
Oct 8	Ari	W 1/1	3	70	23.3	59t	1	42	63%	
Oct 12	at Car	W 1/1	1	6	6.0	6	0	35	56%	
Oct 23	Was	W 1/1	0	0	---	---	0	41	63%	
Oct 29	SF	W 1/1	0	0	---	---	0	32	46%	
Nov 5	Den									
Nov 19	at Dal									
Nov 26	Chi									
Dec 3	at Sea									
Dec 10	at LAR									
Dec 17	at NYG									
Dec 25	Oak									
Dec 31	Dal									
Totals			8/7	14	210	15.0	59t	1	375	67%

CAREER HIGHLIGHTS

- A member of Baltimore's Super Bowl XLVII-winning team that defeated San Francisco, 34-31, in New Orleans on 2/3/13. Caught 11 passes for 233 yards (21.2 avg.) and 2 TDs during the Ravens' playoff run
- His 20.70 receiving average in the postseason ranks 6th in NFL history, trailing only **Alvin Harper** (27.29, 1991-99), **Willie Gault** (23.67, 1983-93), **Harold Jackson** (22.83, 1968-83), **Vernon Davis** (22.22) and **Charlie Brown** (20.74, 1982-87) (min. 20 receptions)
- Since 2011, ranks 2nd in the NFL in yards per reception (16.9), trailing only **DeSean Jackson** (17.3) (min. 200 receptions)
- Ranks 4th in the NFL in first-down receiving average (16.9) since 2011, trailing only **DeSean Jackson** (18.5), **Vincent Jackson** (17.2) and **Alshon Jeffery** (17.0) (min. 100 receptions). Also in that span, leads the NFL in third-down receiving average (17.7) (min. 60 receptions)

2017 - PHILADELPHIA EAGLES (7/6)

- Recorded a season-high 70 yards on 3 catches (23.3 avg.) in the 34-7 win vs. Ari. (10/8/17), including a 59-yard TD. Marked his longest receiving TD since posting a 73-yard score on 10/8/15 vs. Baltimore with San Francisco

2015 - SAN FRANCISCO 49ERS (16/12)

- Led the NFL with 20.1 yards per reception in his debut season with the 49ers (min. 30 receptions)
- Became the first 49er to register 3 receiving TDs of 70+ yards in a single season since **John Taylor** in 1989. At the time, became the first NFL player to accomplish the feat since **Josh Gordon** in 2013 (*Elias Sports Bureau*)
- Caught a career-long 76-yard TD from 49ers QB **Colin Kaepernick** vs. Bal. (10/18/15)

DT DESTINY VAEAO 97



6-4 | 299  2nd Year
BORN: Jan. 15, 1994 (Age 23)

**Pago Pago,
American Samoa**


**Tafuna
High School**



Washington State
Acquired: UDFA 2016

THREE STEP DROP

If he could play another sport,
what team/position:
**Forward for the Manu
Samoa rugby squad**

If he could be any superhero:
Superman

Favorite family tradition:
**Tonai (a big, traditional family dinner
on Sundays in Samoa)**

Favorite movie: **Lord of the Rings**

Favorite meal: **Taro and palusami**

Favorite hobby: **Swimming**

Favorite quote: **"When you have
confidence, you can have a lot of
fun. And when you have fun, you
can do amazing things."**
- Joe Namath

TRANSACTIONS

2016 Signed by PHI as UDFA



A native of American Samoa who never set foot in the United States until he enrolled at Washington State in 2012, **Destiny Vaeao** (VIE-ow) was signed by the Eagles as an undrafted free agent in 2016. At Washington State, he combined for 84 tackles, including 19 TFL, 7.0 sacks, 2 FFs and 2 FRs in 44 career games.

CAREER HIGHLIGHTS

2016 - PHILADELPHIA EAGLES (16/0)

- Joined **Sam Rayburn** (2.0 in 2003) as the only undrafted rookies in Eagles history to record multiple sacks in a season
- Sacked Giants QB **Eli Manning** and notched a career-high 4 tackles at NYG (11/6/16)
- Notched his first-career sack and forced fumble (recovered by Eagles LB **Jordan Hicks**) as he chased down Bears QB **Jay Cutler** at Chi. (9/19/16)

COLLEGE HIGHLIGHTS

- Named to the All-Pac-12 Second Team after registering 41 tackles (20 solo), 12 TFL, 4.5 sacks, 1 FF, 1 FR and one blocked kick in 13 starts as a senior in 2015. Ranked tied for 10th in the Pac-12 in tackles for loss
- Started all 10 games he appeared in as a junior in 2014, posting 14 tackles (nine solo), 3.5 TFL, 2.0 sacks and 1 FR
- Appeared in 11 games (10 starts) as a sophomore in 2013, producing 24 tackles (16 solo) and 3.5 TFL
- Totaled 5 tackles (2 solo) as a true freshman in 2012, making two starts in his 10 appearances



VAEAO'S CAREER STATISTICS

		TACKLES						PASS DEFENSE						FUMBLES			DEF SNAPS	
Year	Team	GP/S	Total	Solo	Asst	TFL	Sacks	Int	Yds	Lg	TD	PD	Hur	FF	FR	Yds	No	Pct
2016	Philadelphia	16/0	19	11	8	1.0	2.0	0	0	--	0	0	3	1	0	0	268	26%
2017	Philadelphia	3/0	6	2	4	0.0	0.0	0	0	--	0	0	0	0	0	0	51	10%
Totals		19/0	25	13	12	1.0	2.0	0	0	--	0	0	3	1	0	0	---	---

2017 GAME-BY-GAME STATISTICS

Date	Opp	GP/S	Tot	Solo	Sk	Hur	PD	FF	FR	Snaps	Pct
9/10	at Was	W 1/0	2	0	0.0	0	0	0	0	12	10%
9/17	at KC	L 0/0	INACTIVE (WRIST)								
9/24	NYG	W 0/0	INACTIVE (WRIST)								
10/1	at LAC	W 0/0	INACTIVE (WRIST)								
10/8	Ari	W 0/0	INACTIVE (WRIST)								
10/12	at Car	W 0/0	INACTIVE (WRIST)								
10/23	Was	W 1/0	1	1	0.0	0	0	0	0	22	34%
10/29	SF	W 1/0	3	1	0.0	0	0	0	0	17	26%
11/5	Den										
11/19	at Dal										
11/26	Chi										
12/3	at Sea										
12/10	at LAR										
12/17	at NYG										
12/25	Oak										
12/31	Dal										
Totals		3/0	6	2	0.0	0	0	0	0	51	10%

2016 GAME-BY-GAME STATISTICS

Date	Opp	GP/S	Tot	Solo	Sk	Hur	PD	FF	FR	Snaps	Pct
Sep 11	Cle	W 1/0	0	0	0.0	0	0	0	0	12	23%
Sep 19	at Chi	W 1/0	1	1	1.0	1	0	1	0	7	13%
Sep 25	Pit	W 1/0	1	1	0.0	2	0	0	0	19	32%
Oct 9	at Det	L 1/0	0	0	0.0	0	0	0	0	8	13%
Oct 16	at Was	L 1/0	1	1	0.0	0	0	0	0	28	38%
Oct 23	Min	W 1/0	2	1	0.0	0	0	0	0	30	39%
Oct 30	at Dal	L 1/0	0	0	0.0	0	0	0	0	28	36%
Nov 6	at NYG	L 1/0	4	4	1.0	0	0	0	0	21	33%
Nov 13	Atl	W 1/0	1	0	0.0	0	0	0	0	8	16%
Nov 20	at Sea	L 1/0	2	0	0.0	0	0	0	0	16	24%
Nov 28	GB	L 1/0	0	0	0.0	0	0	0	0	14	20%
Dec 4	at Cin	L 1/0	2	1	0.0	0	0	0	0	16	25%
Dec 11	Was	L 1/0	1	0	0.0	0	0	0	0	13	27%
Dec 18	at Bal	L 1/0	0	0	0.0	0	0	0	0	9	16%
Dec 22	NYG	W 1/0	1	0	0.0	0	0	0	0	22	25%
Jan 1	Dal	W 1/0	3	2	0.0	0	0	0	0	17	30%
Totals		16/0	19	11	2.0	3	0	1	0	268	26%

CAREER HIGHS

Total Tackles	4	11/6/16 at NYG
Solo Tackles	4	11/6/16 at NYG
Sacks	1.0	2x, last: 11/6/16 at NYG
Hurries	2	9/25/16 vs. Pit.
PDs	---	---
FFs	1	9/19/16 at Chi.
FRs	---	---

FAVORITE FOOTBALL MEMORY

Vaeao's favorite football memory was beating Stanford guard Joshua Garnett (2016 first-round pick of the 49ers) for a sack and forced fumble of QB Kevin Hogan.

BIRDSEED

Vaeao, who earned a degree in criminal justice from Washington State in May 2015, is the son of Naomi Vaeao and the late Tepatasi Vaeao and has three brothers and one sister. His older sister also attended Washington State.

Vaeao reached the Island Championship game with Tafuna High School (Pago Pago, American Samoa) in each of his last two seasons, winning the title his junior year. As a senior, he produced 500 receiving yards and 8 TDs as a tight end.

Vaeao was selected to play in the International Bowl All-Star Game for high school seniors from Samoa and Canada against seniors from other states. He participated in the 2011 Samoa Bowl, 2012 IFAF World Game and 2012 IFAF Samoa vs. Australia Game.

Vaeao, who also played soccer, rugby and volleyball at Tafuna, was a high school teammate of Lene Maiava, who was signed as an undrafted free agent by the Seahawks from the University of Arizona in 2016.

FORMER TIGHT END

Vaeao was an accomplished high school tight end and was recruited mostly at that position by colleges. He opted to play at Washington State so he could play on the defensive line.



T HALAPOULIVAATI VAITAI 72



6-6 | 320  **2nd Year**
BORN: June 16, 1993 (Age 24)



**Haltom,
Texas** ☆

**Haltom
High School**



Texas Christian
D5b-16 (164th overall)
by Philadelphia



A versatile offensive lineman who has college experience playing both tackle positions, **Halapoulivaati Vaitai** (pronounced hal-lah-poo-lee-VAH-tee VIE-tie) was selected by the Eagles in the fifth round (164th overall) of the 2016 NFL Draft. In his rookie season, Vaitai played in 7 games and made 6 starts at RT for the Eagles.

CAREER HIGHLIGHTS

- Filled in at RT for the Eagles as a rookie in 2016, appearing in 7 games with 6 starts
- Started and played in his first-career NFL game, lining up at RT in a Week 6 divisional matchup at Was. (10/16/16)

COLLEGE HIGHLIGHTS

- Competed in 42 games (31 starts) at both tackle positions for TCU (2012-15), where he was a two-time All-Big 12 second-team selection

THREE STEP DROP

If he could play another sport:
WWE wrestler

If he could be any superhero: **Batman**

Strangest thing he likes to eat: **Octopus**

Favorite athlete as a kid: **Yao Ming**

Favorite athlete to watch now:
Jason Peters

Favorite meal:
Hamburger and french fries

Favorite movies:
Action, comedies, thrillers

Favorite TV shows: **Fresh Prince of Bel-Air and Friends**

Favorite music: **Enjoys all types of music, but is particularly fond of country and island reggae**

Favorite quote: **"I don't have to do this, I get to do this."**

BIRDSEED

- Nickname is 'Big V'
- Began playing flag football in first grade for the Packers
- Halapoulivaati is named after his father's cousin. "He and my dad are extremely close," says Big V, "They're like brothers."
- His parents, Talikavili and Shirley Vaitai, are originally from Tonga and moved to the United States in the 1980s. He has younger twin brothers named Kevin and Will
- Has two dogs: a terrier named Abby and a chihuahua named Coffee. Abby was a rescue dog that his fiance, Caitlin, gave to him for his birthday. He named his chihuahua Coffee because he is hyper



@TCU74



@philly_72



BAND OF BROTHERS

Halapoulivaati is the oldest of three Vaitai brothers. Twins Kevin and Will are just 11 months younger than 'Big V' and the three played on the offensive line together at Haltom (TX) HS. After playing TE as a freshman, 'Big V' moved to RT as a sophomore and immediately earned a starting job. That year, he was joined on the o-line by Kevin (LG) and Will (RG). Big V stayed at RT for his final two years at Haltom, while Kevin moved to C and Will moved to LG.

POLYNESIAN ROOTS

Vaitai learned to play the guitar at a young age when his cousin taught him three chords. He plays by ear and does not read music. "Polynesians are very musically talented and they always play by ear. I also know how to play the ukulele, but prefer the guitar because it's bigger." Growing up, Vaitai and his family ate a lot of traditional Polynesian foods. "Roasted pig is a staple and spinach is a main ingredient in every dish."



APPLIED LEARNING

Vaitai majored in criminal justice at TCU with a minor in social work. After his playing career is over, he wants to work for the Department of Homeland Security. In Fall 2015, Vaitai interned with Youth Advocate Programs, Inc., an agency that provides direct service to vulnerable and high-need youth and families. As a part of his internship, 'Big V' was paired with a sixth grader who suffered from severe ADHD. "My job was to mentor him and take him out after school. It was a very eye-opening experience. The hardest part of the job is having to shut down your feelings and emotions. You get exposed to serious and dire living conditions, but our only job is to be a big brother to the kids. We can't try to fix everything."

CAREER HIGHLIGHTS (Continued)

- As a senior in 2015, was awarded with second-team All-Big 12 accolades after starting in 11 of 12 contests, anchoring an o-line that contributed to a 1,000-yard receiver and a 1,000-yard rusher in the same season for just the second time in TCU history
- Earned All-Big 12 second-team honors in 2014 after starting at right tackle for all 13 games. Was part of an offense that ranked second in the nation in scoring (46.5 ppg) and tied for fifth in total offense (533.0 ypg), in addition to setting single-season school records for points (604), passing yards (4,240), total yards (6,929), first downs (331) and plays (1,038)

TRANSACTIONS

2016 Drafted by PHI in 5th round (164th overall)
Signed 4-year contract

VAITAI'S CAREER SERVICE						
			STARTS		OFF SNAPS	
Year	Team	GP/S	RT	LT	No	Pct
2016	Philadelphia	7/6	6	0	423	37%
2017	Philadelphia	8/2	1	1	257	46%
Totals		15/8	7	1	---	---

LB JOE WALKER 59



6-2 | 236  **2nd Year**
BORN: Dec. 11, 1992 (Age 24)


Palos Verdes, California
Palos Verdes High School



Oregon
D7c-16 (251st overall)
by Philadelphia



A three-year contributor at linebacker for the University of Oregon, **Joe Walker** was selected by the Philadelphia Eagles in the seventh round of the 2016 NFL Draft. Walker sustained a knee injury in the 2016 preseason and was placed on Injured Reserve on Aug. 28. Recognized as the Ducks' Most Improved Player as a junior in 2014, Walker was a two-time academic all-conference honorable mention choice who rounded out his career with 205 tackles, 17 TFLs and 5.0 sacks in 40 games played (21 starts).

BIRDSEED

- Says that his favorite sports moment was Oregon's 59-20 victory over Florida State in the Rose Bowl (1/1/15). The win propelled the Ducks to the National Championship game
- Was a two-time all-Bay League standout at Palos Verdes (CA) High School, where he led the Sea Kings in tackles and also played fullback as a senior
- Is the son of Brett and Suellen Walker. Has two sisters and one brother

COLLEGE HIGHLIGHTS

- Established career totals of 205 tackles, 17 TFLs and five sacks in 40 career games (21 starts) at Oregon
- Led the Ducks in tackles (87) and fumble recoveries (two) as a senior in 2015 after starting 12 games and earning academic all-conference honorable mention honors. Also had an interception and a fumble recovery for a touchdown
- Earned the Dudley Clarke Memorial Award as the Ducks' most improved player after racking up 81 tackles and scoring a 100-yard fumble recovery touchdown as a junior in 2014. Was also an honorable mention all-conference selection
- Transferred to Oregon following the 2012 season after playing at L.A. Harbor College for one season

THREE STEP DROP

Best player he has faced: Former Oregon Ducks teammate and current Titans QB Marcus Mariota

Hobbies: Golf

Desired talent: Ability to play the guitar or the piano

First job: Worked for a staging company during his first year of junior college

Favorite meal: Whatever his mom is cooking

Favorite athlete growing up: Kobe Bryant

TRANSACTIONS

2016 Drafted by PHI in 7th round (251st overall)
Signed 4-year contract
8/28/16 Placed on Injured Reserve (knee)

LB JOE WALKER 59



WALKER'S CAREER STATISTICS

			TACKLES					PASS DEFENSE						FUMBLES			DEF SNAPS		ST
Year	Team	GP/S	Total	Solo	Asst	TFL	Sacks	Int	Yds	Lg	TD	PD	Hur	FF	FR	Yds	No	Pct	No
2016	Philadelphia	0/0	INJURED RESERVE (KNEE)																
2017	Philadelphia	8/1	6	4	2	0.0	0.0	0	0	--	0	1	0	0	0	0	56	11%	2
Totals		8/1	6	4	2	0.0	0.0	0	0	--	0	1	0	0	0	0	---	---	2

2017 GAME-BY-GAME STATISTICS

Date	Opp	GP/S	Tot	Solo	Sk	Int	PD	FF	FR	Snaps	Pct
9/10	at Was	W	1/0	0	0	0.0	0	0	0	0	0%
9/17	at KC	L	1/0	0	0	0.0	0	0	0	0	0%
9/24	NYG	W	1/0	1	1	0.0	0	0	0	3	4%
10/1	at LAC	W	1/0	0	0	0.0	0	0	0	0	0%
10/8	Ari	W	1/0	0	0	0.0	0	0	0	0	0%
10/12	at Car	W	1/0	2	1	0.0	0	0	0	13	16%
10/23	Was	W	1/0	0	0	0.0	0	0	0	11	17%
10/29	SF	W	1/1	3	2	0.0	0	1	0	29	44%
11/5	Den										
11/19	at Dal										
11/26	Chi										
12/3	at Sea										
12/10	at LAR										
12/17	at NYG										
12/25	Oak										
12/31	Dal										
Totals			8/1	6	4	0.0	0	1	0	56	11%

G CHANCE WARMACK 67



6-2 | 323 5th Year
BORN: Sept. 14, 1991 (Age 26)



Atlanta, Georgia

Westlake High School



Alabama

D1-13 (10th overall)
by Tennessee

Acquired: FA (Ten) 2017

BIRDSEED

- At Alabama, Warmack developed the custom of rolling up his jersey to just under the numbers as a way to stay cooler. Soon, the fad became known as "Warmacking," and fans began posting photos on social media of their exposed bellies. Warmack highlighted the best fan photos with what he called "Warmackin' Wednesdays"
- Warmack's brother, Dallas, followed in his footsteps and is currently an offensive lineman at Alabama
- Warmack attended Westlake HS (Atlanta, GA), where he played with Panthers QB Cam Newton during his freshman and sophomore years



@chancewarmack



@warmackin



Chance Warmack was signed by the Philadelphia Eagles on March 10, 2017, after spending the first four seasons of his pro career with the Titans. Warmack was originally selected by Tennessee with the 10th-overall pick in the 2013 NFL Draft and has played in 48 career games (all starts at RG). The Atlanta native was a part of three national championship teams at Alabama, where he was tutored by Eagles OL coach Jeff Stoutland.

TOP-5 OFFENSIVE LINEMEN

2013 NFL DRAFT



ERIC FISHER
1ST



LUKE JOECKEL
2ND



LANE JOHNSON
4TH



JONATHAN COOPER
7TH



CHANCE WARMACK
10TH

CAREER HIGHLIGHTS

- With starts in all 16 games at RG in 2013, became the first Titans rookie offensive lineman to start every game since **Michael Roos** in 2005
- Became the first offensive lineman selected by the Titans/Oilers in the 1st round (10th overall) since tackle **Brad Hopkins** (13th overall) in 1993 and the first guard drafted with the club's 1st-round choice since **Bruce Matthews** (9th overall) in 1983



COLLEGE HIGHLIGHTS

- In a four-year career at Alabama, appeared in 45 games, including starts in his final 40 contests at LG. Credited with 49 TD-resulting blocks while clearing lanes for individual ball carries to record 25 performances of 100+ yards during his time in the starting lineup. Also totaled 316 key blocks/knockdowns for the Crimson Tide
- As a senior in 2012, was a unanimous first-team All-American selection while helping Alabama to a national championship, starting all 14 contests. Added All-SEC first-team accolades and was rated the best interior offensive lineman eligible for the 2013 NFL Draft by *The NFL Draft Report*. Paced a veteran-filled front wall with 37 pancakes, 128 key blocks/knockdowns and 19 TD-resulting blocks. Blocked for ten 100+ yard rushing performances, opening holes for a rushing offense that ranked 16th in the nation (227.5 yards per game), in addition to paving the way for the team's 445.5 yards per game in total offense
- As a junior in 2011, started all 13 games for the second consecutive season was named honorable mention All-America by *Pro Football Weekly* and second-team All-SEC by the league's coaches. Helped Alabama rank 16th nationally in rushing offense (214.5 yards per game), while blocking for eleven 100+ yard rushers
- As a sophomore in 2010, took over the first-string LG duties, starting all 13 games. Helped the Crimson Tide rank 22nd nationally in total offense (444.1 yards per game). Anchored an offensive line that provided time for the nation's No. 4 quarterback in passing efficiency



TRANSACTIONS

- 2011** Drafted by TEN in 1st round (10th overall)
Signed 4-year contract
- 3/10/17** Signed by PHI to 1-year contract

WARMACK'S CAREER SERVICE					
			STARTS	OFF SNAPS	
Year	Team	GP/S	LG	No	Pct
2013	Tennessee	16/16	16	1075	100%
2014	Tennessee	16/16	16	965	99%
2015	Tennessee	14/14	14	830	80%
2016	Tennessee	2/2	2	134	13%
2017	Philadelphia	4/1	1	97	17%
Totals		52/49	49	---	---

S JAYLEN WATKINS 26



5-11 | 194  **3rd Year**
BORN: Nov. 27, 1991 (Age 25)



**Cape Coral,
Florida**

**Cape Coral
High School**



Florida

D4-14 (101st overall)

by Philadelphia

Acquired: PS-Buf-15



Originally selected by the Eagles in the fourth round of the 2014 NFL Draft, **Jaylen Watkins** was a four-year letterman at the University of Florida. Watkins spent his rookie year with the Eagles and re-joined the team towards the end of the 2015 season after the Eagles signed him from the Buffalo Bills practice squad. In 2016, Watkins saw significant action on defense and set career highs with 51 tackles and 6 passes defended.

CAREER HIGHLIGHTS

2016 - PHILADELPHIA EAGLES (16/4)

- Finished the season with career highs in tackles (51) and passes defended (6). Also tallied a career-high 4 tackles on special teams
- Logged single-game career highs in tackles (10) and passes defended (3) at NYG (11/6/16)
- Made his first NFL start at Dal. (10/30/16)

COLLEGE HIGHLIGHTS

- Started 28 of 48 games at Florida (20 at cornerback, two at slot corner and his final six appearances at free safety). Recorded 133 tackles (4 for a loss) and 3 INTs, one of which he returned for a touchdown, during his collegiate tenure. Also finished his career ranked 11th in school history with 21 pass deflections
- Played both right cornerback and safety as a senior in 2013, recording a career-high 52 tackles, two tackles for loss and seven passes defended. Was also the recipient of the Gators' Gene Elleson Community Service Award

TRANSACTIONS

- 2014** Drafted by PHI in 4th round (101st overall)
Signed 4-year contract
- 9/5/15** Waived by PHI
- 9/8/15** Signed by BUF to the practice squad
- 11/27/15** Signed by PHI from the BUF practice squad

THREE STEP DROP

Hobbies: Reading, fishing, bowling

If he could play another sport: Baseball, outfielder, Miami Marlins

**Three favorite throwback jerseys:
Donovan McNabb, Philadelphia Eagles
Deion Sanders, Atlanta Falcons
Charles Woodson, Michigan**

**What he would do if not playing football:
Attending graduate school**

**Biggest pet peeve:
People chewing loudly**

**Best player he has faced:
Odell Beckham Jr.**

**First job: Worked at the Boys & Girls
Clubs a sophomore in high school**

**Favorite athlete as a kid:
Donovan McNabb**

Favorite movie: *Warrior*

If he could be a superhero: Thor

S JAYLEN WATKINS 26



WATKINS' CAREER STATISTICS

Year	Team	GP/S	TACKLES					PASS DEFENSE						FUMBLES			DEF SNAPS		ST
			Total	Solo	Asst	TFL	Sacks	Int	Yds	Lg	TD	PD	Hur	FF	FR	Yds	No	Pct	
2014	Philadelphia	4/0	3	3	0	0.0	0.0	0	0	--	0	1	0	0	0	0	30	3%	1
2015	Philadelphia	4/0	3	2	1	0.0	0.0	0	0	--	0	3	0	0	0	0	83	7%	3
2016	Philadelphia	16/4	51	34	17	1.0	0.0	0	0	--	0	6	2	0	0	0	388	38%	4
2017	Philadelphia	4/1	10	9	1	1.0	0.0	0	0	--	0	0	0	0	0	0	73	14%	1
Totals		28/5	67	48	19	2.0	0.0	0	0	--	0	10	2	0	0	0	---	---	9



BROTHERLY LOVE

Watkins' younger brother, Sammy, was a first-round draft pick of the Buffalo Bills in 2014. Prior to their college games, the brothers would send each other words of encouragement. Sammy would never leave his room to head to the stadium until he texted Jaylen, "Play today like it's your last game." Jaylen always responded with "Play hard and be safe." The two brothers were reunited as teammates in 2015, when Jaylen signed to the Bills practice squad and spent nearly three months with Buffalo until he was re-signed by the Eagles.

BIRDSEED

Watkins is the son of Brandy Green and Samuel Watkins III. Brandy is a second-grade teacher and Samuel is a truck driver. Watkins' brother, Sammy, plays for the Buffalo Bills. His cousin, Jeremy Ware, was selected by the Oakland Raiders in the seventh round of the 2010 NFL Draft.

Watkins recently married his long-time girlfriend Gerraka Lewis. The two met when Watkins was playing Pop Warner football and they both attended Cape Coral (FL) High School and the University of Florida.

Watkins, who earned his degree from Florida in family, youth and community science, played quarterback, wide receiver and defensive back in high school. As a senior in 2009, he passed for 1,230 yards and 13 TDs and rushing for 928 yards with 10 TDs. He also racked up 29 receptions for 461 yards and 5 TDs.

Watkins also ran track at Cape Coral and advanced to the Class-4A Track Championships in the 4x100 relay.

CAPE CORAL HALL OF FAME

Before moving on to play at the University of Florida, Jaylen Watkins was a standout quarterback and wide receiver at Cape Coral (FL) High School. A 2010 graduate, Watkins returned to Cape Coral H.S. during the Eagles' 2016 bye week and was inducted into the school's Hall of Fame. During the game, Watkins had his No. 7 jersey retired and helped out on the Seahawks' sideline, as his alma mater defeated Ida Baker 46-36.



LEE COUNTY LEGENDS

Lee County, FL (which houses Cape Coral and Fort Myers) has turned out a plethora of NFL talent, including Deion Sanders, Jevon Kearse and the Watkins brothers. "It was crazy for our hometown when Sammy and I got selected. We've had a lot of guys get drafted recently, but obviously not two brothers. Fort Myers isn't the biggest town, but it's put together a nice little bit of history on the football field. We had a few other guys selected [in 2015] with Tre Boston going to Carolina and Aaron Lynch heading to San Francisco."

S JAYLEN WATKINS 26



2017 GAME-BY-GAME STATISTICS												
Date	Opp	GP/S	Tot	Solo	Sk	Int	PD	FF	FR	Snaps	Pct	
9/10	at Was	W 1/0	3	3	0.0	0	0	0	0	15	24%	
9/17	at KC	L 1/1	2	1	0.0	0	0	0	0	14	26%	
9/24	NYG	W 0/0	INACTIVE (HAMSTRING)									
10/1	at LAC	W 0/0	INACTIVE (HAMSTRING)									
10/8	Ari	W 0/0	INACTIVE (HAMSTRING)									
10/12	at Car	W 0/0	INACTIVE (HAMSTRING)									
10/23	Was	W 1/0	3	3	0.0	0	0	0	0	17	27%	
10/29	SF	W 1/0	2	2	0.0	0	0	0	0	27	41%	
11/5	Den											
11/19	at Dal											
11/26	Chi											
12/3	at Sea											
12/10	at LAR											
12/17	at NYG											
12/25	Oak											
12/31	Dal											
Totals		4/1	10	9	0.0	0	0	0	0	73	14%	

2016 GAME-BY-GAME STATISTICS												
Date	Opp	GP/S	Tot	Solo	Sk	Int	PD	FF	FR	Snaps	Pct	
Sep 11	Cle	W 1/0	0	0	0.0	0	0	0	0	1	2%	
Sep 19	at Chi	W 1/0	0	0	0.0	0	0	0	0	0	0%	
Sep 25	Pit	W 1/0	0	0	0.0	0	1	0	0	3	5%	
Oct 9	at Det	L 1/0	1	0	0.0	0	0	0	0	11	18%	
Oct 16	at Was	L 1/0	0	0	0.0	0	0	0	0	1	1%	
Oct 23	Min	W 1/0	7	5	0.0	0	1	10	0	46	61%	
Oct 30	at Dal	L 1/1	1	1	0.0	0	0	0	0	15	19%	
Nov 6	at NYG	L 1/1	10	7	0.0	0	3	0	0	61	95%	
Nov 13	Atl	W 1/0	1	0	0.0	0	0	0	0	33	66%	
Nov 20	at Sea	L 1/0	4	4	0.0	0	0	0	0	36	54%	
Nov 28	GB	L 1/0	9	6	0.0	0	0	0	0	58	82%	
Dec 4	at Cin	L 1/0	7	6	0.0	0	1	0	0	39	61%	
Dec 11	Was	L 1/1	1	0	0.0	0	0	0	0	2	4%	
Dec 18	at Bal	L 1/1	5	2	0.0	0	0	0	0	38	66%	
Dec 22	NYG	W 1/0	5	3	0.0	0	0	0	0	37	42%	
Jan 1	Dal	W 1/0	0	0	0.0	0	0	0	0	7	13%	
Totals		16/4	51	34	0.0	0	6	0	0	388	38%	

2015 GAME-BY-GAME STATISTICS												
Date	Opp	GP/S	Tot	Solo	Sk	Int	PD	FF	FR	Snaps	Pct	
SIGNED BY EAGLES FROM BILLS PRACTICE SQUAD (11/27)												
Dec 6	at NE	W 1/0	0	0	0.0	0	0	0	0	3	3%	
Dec 13	Buf	W 1/0	0	0	0.0	0	0	0	0	0	0%	
Dec 20	Ari	L 1/0	1	1	0.0	0	2	0	0	49	64%	
Dec 26	Was	L 1/0	2	1	0.0	0	1	0	0	31	41%	
Jan 3	at NYG	W 0/0	INACTIVE (SHIN)									
Totals		4/0	3	2	0.0	0	3	0	0	83	7%	

CAREER HIGHS		
Total Tackles	10	11/6/16 at NYG
Solo Tackles	7	11/6/16 at NYG
PDs	3	11/6/16 at NYG



2014 GAME-BY-GAME STATISTICS												
Date	Opp	GP/S	Tot	Solo	Sk	Int	PD	FF	FR	Snaps	Pct	
Sep 7	Jax	W 0/0	INACTIVE (HAMSTRING)									
Sep 15	at Ind	W 0/0	INACTIVE									
Sep 21	Was	W 1/0	0	0	0.0	0	0	0	0	0	0%	
Sep 28	at SF	L 0/0	INACTIVE									
Oct 5	StL	W 0/0	INACTIVE									
Oct 12	NYG	W 1/0	0	0	0.0	0	0	0	0	0	0%	
Oct 26	at Ari	L 0/0	INACTIVE									
Nov 2	at Hou	W 1/0	0	0	0.0	0	0	0	0	0	0%	
Nov 10	Car	W 0/0	INACTIVE									
Nov 16	at GB	L 0/0	INACTIVE									
Nov 23	Ten	W 0/0	INACTIVE									
Nov 27	at Dal	W 0/0	INACTIVE									
Dec 7	Sea	L 0/0	INACTIVE									
Dec 14	Dal	L 0/0	INACTIVE									
Dec 20	at Was	L 0/0	DID NOT PLAY									
Dec 28	at NYG	W 1/0	3	3	0.0	0	1	0	0	30	38%	
Totals		4/0	3	3	0.0	0	1	0	0	30	3%	

QB CARSON WENTZ 11



6-5 | 237 **2nd Year**
BORN: Dec. 30, 1992 (Age 24)

**Bismarck,
 North Dakota**



**Century
 High School**



North Dakota State
 D1-16 (2nd overall)
 by Philadelphia



Originally selected by the Eagles with the 2nd-overall pick in the 2016 NFL Draft, **Carson Wentz** established a franchise and all-time rookie record with 379 completions in his debut season. Wentz also threw for the 4th-most yards (3,782) in Eagles single-season history, trailing only **Donovan McNabb** in 2008 (3,916) and 2004 (3,875) and **Randall Cunningham** in 1988 (3,808).

PASSING TDS

NFL PLAYERS IN 2017

Carson Wentz (Phi.)	19
Deshaun Watson (Hou.)	19
Tom Brady (NE)	16
Alex Smith (KC)	16

PASSER RATING

NFL PLAYERS IN 2017

Alex Smith (KC)	115.4
Tom Brady (NE)	106.5
Kirk Cousins (Was.)	103.3
Aaron Rodgers (GB)	103.2
Deshaun Watson (Hou.)	103.0
Drew Brees (NO)	101.7
Carson Wentz (Phi.)	101.6

PASSING YARDS

NFL PLAYERS IN 2017

2,541	Tom Brady (NE)
2,181	Alex Smith (KC)
2,063	Carson Wentz (Phi.)
2,062	Ben Roethlisberger (Pit.)
2,028	Philip Rivers (LAC)

THREE STEP DROP

Hobbies: Hunting, going to lakes, relaxing with friends and spending time with his golden retrievers (Henley & Jersey)

Bucket list: Hunting in Alaska

First job: Umpired youth baseball games

If he could play another sport, what position: Baseball, either as a closing pitcher or third baseman

Favorite TV show: *Friday Night Lights*

Favorite movie: *The Dark Knight Rises*

Three favorite throwback jerseys:
Walter Payton, Chicago Bears;
Brett Favre, Minnesota Vikings;
Roger Maris, New York Yankees

**2,000+ PASSING YARDS,
 19+ PASSING TDS &
 200+ RUSHING YARDS
 THROUGH 8 GAMES**


NFL QBs SINCE 1950



**CARSON
 WENTZ**
 2017
 (2,063-19-203)



**STEVE
 YOUNG**
 1998
 (2,435-21-227)



**FRAN
 TARKENTON**
 1967
 (2,050-19-214)



CARSON WENTZ A01 FOUNDATION

In July 2017, Wentz launched the **Carson Wentz A01 Foundation**, a nonprofit with a mission to “demonstrate the love of God by providing opportunities and support for the less fortunate and those in need.” The foundation focuses on three main objectives that reflect some of Wentz’s deepest passions in life - his faith, his enthusiasm for the outdoors and his avid love for dogs.

- **Service dogs:** To support youth in the Philadelphia area by providing service dogs to assist with their development and quality of life
- **Hunting and outdoor opportunities:** To provide hunting and outdoor opportunities for individuals with physical challenges, the underserved and military veterans living in the Midwest
- **Underprivileged youth:** To care for and provide food, shelter and educational opportunities for underprivileged youth living abroad

“A01” stands for “*Audience of One*,” which is a motto that helps shape Wentz’s life. “It means living for the Lord as my audience, trying to glorify everything. It’s a good reminder for me every day.”

For more information on the Carson Wentz A01 Foundation, please visit: www.A01foundation.org.

MISSION OF HOPE

In May 2017, Wentz traveled to Port-au-Prince, Haiti, with **Mission of Hope**, a Christian organization that seeks transformative change for the people of Haiti. During the weekend-long mission, Wentz embraced a whole new culture while sharing his faith, playing with kids and helping paint homes in the community.

“It was very eye-opening to see how much need there really is, and how they’re lacking so many things materialistically. But emotionally and mentally, it was one of the most joyful communities. It was one of the most joyful things I’ve seen. I think the biggest thing I learned about myself was life isn’t all about stuff. Going there and seeing it gave me an entirely different perspective just because they don’t have much at all.”

In September 2017, the Carson Wentz A01 Foundation granted funds to Mission of Hope to help build a multi-purpose sports complex and education center on its campus. Through the sports programs and facilities, children will have access to educational tutoring, provided meals and vitamins to support nutrition, and have a safe place with power and internet to study when they are not in the classroom.



NFLPA COMMUNITY MVP

Wentz received NFLPA Community MVP honors for Week 3 of 2017 after he donated \$120,000 to **Canine Partners for Life** to secure specially trained service dogs for people with disabilities. The funding will help cover the costs necessary to raise, train and place more CPL service dogs around Philadelphia.

THE GUNSLINGER

Even though he grew up a Vikings fan, Wentz idolized Packers legend Brett Favre. In 2016, Wentz was a guest on Favre’s SiriusXM radio show, but he is still waiting for the opportunity to meet his favorite player. “I loved watching Favre play. I loved his gunslinger mentality and just the way he had fun. He was fun to watch and he played the game and enjoyed it. I think he played it the right way.”

MAN’S BEST FRIEND

Wentz has been a dog lover ever since getting his golden retriever, Henley, when he was in college at North Dakota State. Henley gave birth to eight puppies in November 2016. Nine golden retrievers lived in Wentz’s home for more than a month before he gave seven away to family and friends. Wentz kept one puppy and named him Jersey.

“I love dogs and being around them and getting to work with Jersey and train him to hopefully be a really good hunting dog. It’s a fun process getting away from everything else going on in life and just getting to spend time with them.”



BIRDSEED

Wentz, who was born in Raleigh, NC, is the son of Doug Wentz and Cathy Anhalt. His father, Doug, played linebacker at Northern State University in Aberdeen, SD. His brother, Zach, was a four-year starting pitcher and infielder at North Dakota State, and his cousin, Conner, is currently a tight end for the Bison.

QB CARSON WENTZ 11



WENTZ'S CAREER STATISTICS

Year	Team	GP/S	PASSING										RUSHING					OFF SNAPS	
			Att	Cmp	Pct	Yds	Y/A	TD	Int	Lg	Sk/Yd	Rate	Att	Yds	Avg	Lg	TD	No	Pct
2016	Philadelphia	16/16	607	379	62.4	3782	6.2	16	14	73t	33/213	79.3	46	150	3.3	17	2	1127	99%
2017	Philadelphia	8/8	264	161	61.0	2063	7.8	19	5	72t	22/123	101.6	42	203	4.8	24	0	550	98%
Totals		24/24	871	540	62.0	5845	6.7	35	19	73t	55/336	86.0	88	353	4.0	24	2	---	---

ADDITIONAL CAREER STATISTICS

Fumbles/Lost: 21/5 - 2017 (7/2); 2016 (14/3) **Receptions:** 1 for 7 yards on 12/4/16 at Cin.



CAREER HIGHS

Pass Attempts	60	12/4/16 at Cin.
Completions	36	12/4/16 at Cin.
Passing Yards	364	11/6/16 vs. NYG
Yards/Attempt	10.7	10/23/17 vs. Was.
Passing Long	73t	9/25/16 vs. Pit.
Passing TDs	4	2x, last: 10/23/17 vs. Was.
Completion %	75.8	10/9/16 at Det.
Passer Rating	128.3	10/8/17 vs. Ari.
Rush Attempts	8	10/23/17 vs. Was.
Rushing Yards	63	10/23/17 vs. Was.
Rushing Long	24	9/17/17 at KC
Rushing TDs	1	2x, last: 12/18/16 at Bal.

300+ YARD GAMES (7)

Date	Opponent	Yards
11/6/16	at New York Giants (L, 23-28)	364
9/17/17	at Kansas City Chiefs (L, 20-27)	333
12/11/16	vs. Washington Redskins (L, 22-27)	314
12/4/16	at Cincinnati Bengals (L, 14-32)	308
9/10/17	at Washington Redskins (W, 30-17)	307
10/8/17	vs. Arizona Cardinals (W, 34-7)	304
9/25/16	vs. Pittsburgh Steelers (W, 34-3)	301

100+ RATING GAMES (6)

Date	Opponent	Rating
10/8/17	vs. Arizona Cardinals (W, 34-7)	128.3
10/23/17	vs. Washington Redskins (W, 34-24)	126.3
9/25/16	vs. Pittsburgh Steelers (W, 34-3)	125.9
10/12/17	at Carolina Panthers (W, 28-23)	110.7
10/9/16	at Detroit Lions (L, 23-24)	102.8
9/11/16	vs. Cleveland Browns (W, 29-10)	101.0

CAREER HIGHLIGHTS

2017 - PHILADELPHIA EAGLES (8/8)

- Is tied with **Deshaun Watson** for the most passing TDs (career-high 19) in the NFL. His 19 TDs are the most ever by an Eagles QB in the first 8 games of the season
- Joins **Steve Young** in 1998 (2,435-21-227) and **Fran Tarkenton** in 1967 (2,050-19-214) as the only NFL QBs since 1950 to record 2,000+ passing yards, 19+ passing TDs and 200+ rushing yards through 8 games
- Ranks 3rd in the NFL in passing yards (2,063), trailing only **Tom Brady** (2,541) and **Alex Smith** (2,181). Is the youngest Eagles QB since 1950 to throw for 2,000+ yards in the first 8 games of the season
- Owns the 7th-best passer rating (101.6) in the NFL, behind **Alex Smith** (115.4), **Tom Brady** (106.5), **Kirk Cousins** (103.3), **Aaron Rodgers** (103.2), **Deshaun Watson** (103.0) and **Drew Brees** (101.7). His 101.6 passer rating is the highest by an Eagles QB through 8 games since 1950 (min. 150 attempts)
- **Third Down:** 49-of-76 (64.5%), 709 yards, 8 TDs, 2 INTs, 118.8 passer rating. Leads the NFL in third-down yards per attempt (9.33), passing TDs, passer rating and passing first-down percentage (54.4%)
- **Red Zone:** 21-of-32 (65.6%), 156 yards, 13 TDs, 0 INTs, 116.7 passer rating. Ranks 1st in the NFL in red zone passing TDs and 3rd in red zone passer rating, trailing only **Eli Manning** (130.2) and **Drew Brees** (117.0)
- Combined for 11 passing TDs from 10/8/17-10/23/17, the most by an Eagles QB in a 3-game span since **Adrian Burk** from 10/3/54-10/17/54 (also 11)
- Named **NFC Offensive Player of the Week** for the second time of his career (also Week 3 of 2016) after completing 17-of-25 (68.0%) attempts for 268 yards, a career-high-tying 4 TDs, 1 INT and a 126.3 passer rating and rushing for a career-high 63 yards in the 34-24 *Monday Night Football* victory vs. Was. (10/23/17). Also voted **Castrol EDGE Clutch Performer of the Week**
- With his 4-TD performance against the Redskins, became just the fourth Eagles QB since 1950 to record multiple 4+ TD games in a single season, joining **Donovan McNabb** in 2007 (2) and 2004 (5), **Norm Snead** in 1967 (3) and **Adrian Burk** in 1954 (2)
- Earned **Air and Ground Air Player of the Week** honors for the second consecutive week after finishing 16-of-30 (53.3%) for 222 yards, 3 TDs, 0 INTs and a 110.7 passer rating in the 28-23 win at Car. (10/12/17)

QB CARSON WENTZ 11



2017 GAME-BY-GAME STATISTICS

Date	Opp	GP/S	PASSING											RUSHING					SNAPS	
			Att	Cmp	Pct	Yds	Y/A	TD	Int	Lg	Sk/Yd	Rat	Att	Yds	Avg	Lg	TD	No	Pct	
Sep 10	at Was	W	1/1	39	26	66.7	307	7.9	2	1	58t	2/9	96.8	4	6	1.5	4	0	68	100%
Sep 17	at KC	L	1/1	46	25	54.3	333	7.2	2	1	53	6/34	83.0	4	55	13.8	24	0	72	100%
Sep 24	NYG	W	1/1	31	21	67.7	176	5.7	1	0	19	3/15	92.9	6	22	3.7	11	0	76	100%
Oct 1	at LAC	W	1/1	31	17	54.8	242	7.8	1	0	38	1/2	91.1	6	14	2.3	12	0	79	100%
Oct 8	Ari	W	1/1	30	21	70.0	304	10.1	4	1	72t	1/7	128.3	6	11	1.8	7	0	67	100%
Oct 12	at Car	W	1/1	30	16	53.3	222	7.4	3	0	37	3/13	110.7	6	25	4.2	21	0	62	100%
Oct 23	Was	W	1/1	25	17	68.0	268	10.7	4	1	64t	3/24	126.3	8	63	7.9	21	0	65	100%
Oct 29	SF	W	1/1	32	18	56.3	211	6.6	2	1	53t	3/19	84.2	2	7	3.5	6	0	61	87%
Nov 5	Den																			
Nov 19	at Dal																			
Nov 26	Chi																			
Dec 3	at Sea																			
Dec 10	at LAR																			
Dec 17	at NYG																			
Dec 25	Oak																			
Dec 31	Dal																			
Totals			8/8	264	161	61.0	2063	7.8	19	5	72t	22/123	101.6	42	203	4.8	24	0	550	98%

Eagles Executive Vice President of Football Operations Howie Roseman on Carson Wentz's character

“When you talk about Carson, you're talking about a blue-collar quarterback. This guy has incredible work ethic. He's got incredible passion. He fits into this city, into the personality of this city, and you see that when he plays.”



- Named **Air and Ground Air Player of the Week** after posting career highs with 4 TDs and a 128.3 passer rating and recording his 7th career 300+ yard game (304) in the 34-7 win vs. Ari. (10/8/17)
- At 24 years, 282 days old, became the youngest Eagle to throw 4+ TDs in a single game since **Donovan McNabb** (24 years, 15 days) on 12/10/00 at Cle. (also 4)
- Recorded 3 of his 4 passing TDs vs. Arizona in the first quarter, becoming the first Eagle to produce 3 passing TDs in the opening frame since at least 1991
- In the win against the Cardinals, finished 11-of-12 (91.7%) for 225 yards, 3 TDs and a 158.3 passer rating on third down. Was the most third-down passing yards and third-down yards per attempt (18.8) by an Eagles QB since 1991; the most third-down completions and highest third-down completion percentage by an Eagles QB since **Donovan McNabb** on 10/1/00 vs. Atlanta (11-of-11, 100.0%) (min. 10 attempts); and the most third-down passing TDs by an Eagles QB since McNabb on 11/27/08 vs. Arizona (also 3)
- Totaled 333 passing yards and a career-high 55 rushing yards at KC (9/7/17), joining **Michael Vick** (11/15/10 at Was.; 10/2/11 vs. SF) as the only Eagles QBs to throw for 325+ yards and run for 50+ yards in a single game
- Connected with **Nelson Agholor** on a 58-yard TD on the opening drive at Was. (9/10/17). Marked the 2nd-longest TD pass of his NFL career (73 yards to **Darren Sproles** on 9/25/16 vs. Pit.)

C/G STEFEN WISNIEWSKI 61



6-3 | 305  **6th Year**
BORN: March 22, 1989 (Age 28)


**Pittsburgh,
Pennsylvania**



**Central Catholic
High School**



Penn State
D2-11 (48th overall)
by Oakland
Acquired: FA (Jax) 2016



Originally a 2nd-round draft pick of the Oakland Raiders in 2011, **Stefen Wisniewski** (pronounced STEF-in wiz-NEW-skee) originally signed with the Eagles as a free agent during the 2016 offseason and re-signed with the club in 2017 on a three-year deal. The versatile lineman out of Penn State played in all 16 games for the Eagles in 2016 and made 6 starts at LG.

CAREER HIGHLIGHTS

- Has played in 101 NFL games with 88 starts during his seven-year career. Versatility has allowed him to start 26 games at LG and 62 games at C
- Proved to be a key reserve on the Eagles offensive line in his first season with the club in 2016. Played in all 16 games and made 6 starts at LG. Made his first start of the season at LG at NYG (11/6/16), marking the first time he started a game at the guard position since his rookie year in 2011
- In 2015, started all 16 games at center for the Jacksonville Jaguars and helped protect second-year QB **Blake Bortles**, who set career highs in completions (355), passing yards (4,428) and TD passes (35)
- Despite suffering a torn labrum in 2014, battled through the injury to start all 16 games at center for the Raiders and allowed just 1.5 sacks on the season. Protected Raiders QB **Derek Carr** as the rookie posted the second-most completions (348) and the fifth-most passing touchdowns (21) by a rookie in NFL history
- After playing left guard as a rookie, made the transition to center during the 2012 offseason and started 15 games at the position for the Raiders after missing the season opener with a calf injury
- Started all 16 games at left guard for Oakland as a rookie and was named to the *Pro Football Weekly* All-Rookie Team. Was a part of an offensive line that surrendered a single-season franchise-low 25 sacks, marking the third-lowest total in the league

THREE STEP DROP

Biggest influence: His father, Leo, who also played at Penn State and was selected by the Baltimore Colts in the 1982 NFL Draft

First jersey: His uncle, Steve, who was an eight-time Pro Bowler and two-time All-Pro selection at guard with the L.A.Rams and Oakland Raiders (1989-2001)

Best player he has faced: Dontari Poe

Best part of playing offensive line: "It's the strongest community and it's a genuine unit. There's a real camaraderie on the offensive line."

Most challenging aspect of the o-line: "It's an unnatural position. When you pass block, you're moving backward trying to stop someone coming at you at full force. It takes a lot of training."

Position he'd like to play: Defensive end

C/G STEFEN WISNIEWSKI 61



FOOTBALL IS FAMILY

Stefen's father, Leo Wisniewski (pictured left), was selected by the Baltimore Colts with the 1st pick in the 2nd round of the 1982 NFL Draft (28th overall) and played NT in the league for three seasons (1982-1984). Leo played in 36 games for the Colts and compiled 14.5 sacks, including a career-high 7 in 1984, the first year the Colts played in Indianapolis. Like Stefen, Leo played collegiately at Penn State where he earned three letters for the Nittany Lions and served as a team captain as a senior in 1981.

The NFL ties do not stop with Stefen's father, as his uncle, Steve Wisniewski (pictured right), was an eight-time Pro Bowler and two-time first-team all-pro as a guard for the Raiders from 1989-1991. Seven years after his older brother Leo was selected with the 1st pick of the 2nd round, Steve also became the 1st pick of the 2nd round (29th overall) when he was selected by the Dallas Cowboys in the 1989 NFL Draft. Cowboys rookie head coach Jimmy Johnson immediately traded Steve to the Raiders in exchange for 2nd-round, 3rd-round and 5th-round selections, one of which (2nd round, 39th overall) he used to select current FOX analyst and former FB Daryl Johnston. Like brother Leo and nephew Stefen, Steve played collegiately at Penn State. Steve is pictured below playing in the 1998 Pro Bowl.

HOMeward BOUND

After signing with the Eagles in the 2016 offseason, Wisniewski returns to his home state of Pennsylvania, where he spent the majority of his early football career. A native of Pittsburgh, PA, he was a two-time 1st-team all-state selection at Central Catholic (PA) High School. Wisniewski went on to play collegiately at Penn State, where he earned four letters for the Nittany Lions and was named first-team All-American as a senior in 2010.

BIRDSEED

A native of Pittsburgh, PA, Wisniewski played for coach Terry Trotten at Central Catholic (PA) High School, where he was a two-time first-team all-state selection. In addition to playing football, Wisniewski also lettered on the school's wrestling team and was a member of the National Honor Society. Wisniewski compiled a perfect 4.0 GPA twice at Penn State. He is the son of Leo and Cindy Wisniewski and has one sister, Sarah.

COLLEGE HIGHLIGHTS

- Earned four letters for the Penn State Nittany Lions and became the first student-athlete in school history to be named an ESPN Academic All-American three times (2008-2010). Appeared in 46 games with 39 starts
- Started all 13 games at right guard as a senior in 2010 and was named a first-team All-American
- Made the switch from guard to center for the 2009 season and started every game for the Nittany Lions, playing 905 snaps and earning first-team All-Big Ten recognition from the coaches and media. Also earned third-team All-American honors from *Collegefootballnews.com*
- Played in eight games with one start at right guard as a true freshman in 2007 and became the first true freshman to start a game on the Penn State offensive line since 1999. Was just one of two true freshmen to see action during the season and was named to *The Sporting News* Freshman All-Big Ten team

TRANSACTIONS

- 2011** Drafted by OAK in 2nd round
Signed 4-year contract
- 4/19/15** Signed by JAX to a 1-year contract
- 4/4/16** Signed by PHI to a 1-year contract
- 3/10/17** Agreed to terms with PHI on a 3-year contract

WISNIEWSKI'S CAREER SERVICE						
			STARTS		OFF SNAPS	
Year	Team	GP/S	LG	C	No	Pct
2011	Oakland	16/16	15	1	---	---
2012	Oakland	15/15	0	15	1008	93%
2013	Oakland	14/14	0	14	904	87%
2014	Oakland	16/16	0	16	1013	98%
2015	Jacksonville	16/16	0	16	1058	100%
2016	Philadelphia	16/6	6	0	607	54%
2017	Philadelphia	8/5	5	0	331	59%
Totals		101/88	26	62	---	---

PHILADELPHIA 30, WASHINGTON 17

SUNDAY, SEPTEMBER 10, 2017 - FEDEXFIELD



POST-GAME NOTES

EAGLES ON OPENING DAY

- The Eagles have won 8 of their last 10 season openers, including 6 of their last 7. The Eagles have scored the most opening day points (294) in the NFL since 2008. The Eagles have won 4 straight opening day games against NFC East opponents since 2000.

CARSON WENTZ THROWS FOR 300 YARDS, 2 TDS

- Carson Wentz became the first QB in Eagles history to throw a TD pass on the first drive of the season in consecutive years. Wentz is the 4th QB to win his first two opening day starts with the Eagles since 1950, joining Michael Vick (2011-12), Norm Snead (1964-65) and Adrian Burk (1951-52).

STOUT DEFENSE

- Fletcher Cox became the first Eagles player to post a sack, forced fumble and TD in a game since Chris Clemons (12/28/2008 vs. Dal).
- Brandon Graham recorded his first strip-sack of the season, which led to a 20-yard fumble recovery for TD by Cox.
- Jordan Hicks recovered the fumble on Cox's first-quarter sack. Hicks has recorded 12 takeaways (7 INTs, 5 FRs) in his first 25 career NFL games.
- Jalen Mills recorded his 1st-career INT when he picked off Kirk Cousins on a fourth-quarter, third-down red zone pass intended for Jamison Crowder.

MORE NOTES FROM THE GAME

- Trey Burton notched the 2nd special teams fumble recovery of his NFL career on a muffed punt.
- Nelson Agholor helped give the Eagles a 7-0 lead in the first quarter when he caught a career-long 58-yard TD pass from Wentz.



TEAM STATISTICS

	PHILADELPHIA	WASHINGTON
First Downs	19	16
Net Yards Gained	356	264
Rushes/Yards	24/58	17/64
Net Yards Passing	298	200
Att/Comp/INT	39/26/1	40/23/1
Sacked/Yards Lost	2/9	4/40
Punts/Average	4/42.5	4/40.5
Fumbles/Lost	1/1	3/3
Penalties/Yards	8/76	2/15
Time of Possession	34:16	25:44
3rd-Down Efficiency	8/14	3/11
Turnover Ratio	+2	-2

SCORING RECAP

Team	Qtr.	Time	Play Description (Extra Point) (Drive Info)	Eagles	Redskins
Eagles	1	11:28	N.Agholor 58 yd. pass from C.Wentz (C.Sturgis kick) (3-56, 1:07)	7	0
Eagles	2	13:23	L.Blount 1 yd. pass from C.Wentz (kick failed, wl) (8-39, 4:20)	13	0
Redskins	2	8:30	R.Kerrigan 24 yd. interception return (D.Hopkins kick)	13	7
Redskins	2	1:17	C.Thompson 29 yd. pass from K.Cousins (D.Hopkins kick) (8-69, 2:39)	13	14
Eagles	2	0:00	C.Sturgis 50 yd. Field Goal (10-43, 1:17)	16	14
Eagles	3	10:38	C.Sturgis 42 yd. Field Goal (9-51, 4:22)	19	14
Redskins	3	2:06	D.Hopkins 33 yd. Field Goal (16-66, 8:32)	19	17
Eagles	4	1:59	C.Sturgis 37 yd. Field Goal (6-33, 3:47)	22	17
Eagles	4	1:29	F.Cox 20 yd. fumble return (C.Wentz-A.Jeffery pass)	30	17

EAGLES INDIVIDUAL STATISTICS

RUSHING: L.Blount 14-46, C.Wentz 4-6, W.Smallwood 4-4, D.Sproles 2-2
RECEIVING: Z.Ertz 8-93, N.Agholor 6-86-1TD, D.Sproles 5-43, A.Jeffery 3-38, T.Smith 1-30, B.Celek 1-11, W.Smallwood 1-5, L.Blount 1-1-1TD
PASSING: C.Wentz 26-39-307-2TDs-1
INTERCEPTIONS: J.Mills 1-15
SACKS: B.Graham 2.0, F.Cox 1.0, T.Jernigan 1.0
FIELD GOALS: C.Sturgis (50G, 42G, 37G)

REDSKINS INDIVIDUAL STATISTICS

RUSHING: R.Kelley 10-30, K.Cousins 4-30, C.Thompson 3-4
RECEIVING: T.Pryor 6-66, J.Reed 5-36, R.Grant 4-61, C.Thompson 4-52-1TD, J.Crowder 3-14, B.Quick 1-11
PASSING: K.Cousins 23-40-240-1TD-1
INTERCEPTIONS: R.Kerrigan 1-24-1TD
SACKS: P.Smith 1.0, M.Ioannidis 0.5, R.Kerrigan 0.5
FIELD GOALS: D.Hopkins (33G)

PHILADELPHIA 20, KANSAS CITY 27

SUNDAY, SEPTEMBER 17, 2017 - ARROWHEAD STADIUM



POST-GAME NOTES

ERTZ REACHES 3,000 RECEIVING YARDS

- Zach Ertz eclipsed 3,000+ receiving yards (now 3,030) in just his 63rd career game, tying Tony Gonzalez (1997-2000) for the 9th-fastest pace by an NFL TE to reach that milestone since the 1970 merger. Among NFL TEs in that span, only Kellen Winslow Sr. (45, 1979-83), Rob Gronkowski (47, 2010-14), Jimmy Graham (49, 2010-14), Kellen Winslow Jr. (55, 2004-10), Antonio Gates (56, 2003-07), Mark Bavaro (60, 1985-89), Bob Tucker (60, 1970-74) and Jeremy Shockey (62, 2002-06) have posted 3,000+ receiving yards in fewer games.
- Ertz finished the game with 5 catches for 97 yards (19.4 avg.). Ertz has recorded 90+ receiving yards in three straight games, which is the longest active streak in the NFL.

EIGHT SACKS THROUGH TWO GAMES

- The Eagles have recorded 8.0 sacks in the first two games of the season. That is their highest total through the season's first two games since 2011 (9.0).
- Fletcher Cox now has 30.5 career sacks, which are the 4th-most ever by an Eagles interior defensive lineman, trailing only Andy Harmon (39.5, 1991-97), Ken Clarke (32.5, 1978-87) and Corey Simon (32.0, 2000-04).
- Chris Long registered his first sack as an Eagle in the third quarter. Long has produced the 7th-most sacks (59.5) among active NFL defensive ends since 2008.

MORE FROM THE GAME

- Donnie Jones played in his 200th career game. Jones has played in 194 consecutive contests, which is the 4th-longest active streak in the NFL, behind Shane Lechler (240), Jason Witten (220*) and Eli Manning (200*).



TEAM STATISTICS

	PHILADELPHIA	KANSAS CITY
First Downs	27	16
Net Yards Gained	406	344
Rushes/Yards	17/107	19/112
Net Yards Passing	299	232
Att/Comp/INT	46/25/1	28/21/0
Sacked/Yards Lost	6/34	4/19
Punts/Average	4/42.3	5/45.4
Fumbles/Lost	3/1	0/0
Penalties/Yards	4/30	5/40
Time of Possession	30:49	29:11
3rd-Down Efficiency	8/15	5/12
Turnover Ratio	-2	+2

SCORING RECAP

Team	Qtr.	Time	Play Description (Extra Point) (Drive Info)	Eagles	Chiefs
Chiefs	1	11:22	C.Santos 34 yd. Field Goal (8-73, 3:38)	0	3
Eagles	1	4:28	J.Elliott 34 yd. Field Goal (11-58, 6:54)	3	3
Chiefs	2	0:17	C.Santos 39 yd. Field Goal (4-3, 0:49)	3	6
Eagles	3	4:08	A.Jeffery 16 yd. pass from C.Wentz (J.Elliott kick) (7-81, 4:20)	10	6
Chiefs	3	1:20	K.Hunt 53 yd. run (C.Santos kick) (5-83, 2:48)	10	13
Eagles	4	11:57	J.Elliott 40 yd. Field Goal (10-44, 4:23)	13	13
Chiefs	4	6:25	T.Kelce 15 yd. pass from A.Smith (C.Santos kick) (5-31, 2:51)	13	20
Chiefs	4	2:14	K.Hunt 2 yd. run (C.Santos kick) (6-56, 3:13)	13	27
Eagles	4	0:08	N.Agholor 9 yd. pass from C.Wentz (J.Elliott kick) (13-75, 2:06)	20	27

EAGLES INDIVIDUAL STATISTICS

RUSHING: C.Wentz 4-55, D.Sproles 10-48, W.Smallwood 3-4
RECEIVING: A.Jeffery 7-92-1TD, Z.Ertz 5-97, T.Smith 4-66, M.Hollins 3-32, D.Sproles 2-30, T.Burton 1-10, N.Agholor 1-9-1TD, L.Blount 1-0, W.Smallwood 1--3
PASSING: C.Wentz 25-46-333-2TDs-1
INTERCEPTIONS: None
SACKS: F.Cox 1.0, M.Kendricks 1.0, C.Long 1.0, B.Graham 0.5, T.Jernigan 0.5
FIELD GOALS: J.Elliott (34G, 30WL, 40G)

CHIEFS INDIVIDUAL STATISTICS

RUSHING: K.Hunt 13-81-2TDs, A.Smith 4-21, T.Hill 1-6, A.Wilson 1-4
RECEIVING: T.Kelce 8-103-1TD, C.Conley 4-55, T.Hill 4-43, K.Hunt 3-28, A.Wilson 2-22
PASSING: A.Smith 21-28-251-1TD-0
INTERCEPTIONS: C.Jones 1--3
SACKS: C.Jones 3.0, D.Ford 1.0, J.Houston 1.0, B.Logan 1.0
FIELD GOALS: C.Santos (34G, 39G)

PHILADELPHIA 27, N.Y. GIANTS 24

SUNDAY, SEPTEMBER 24, 2017 - LINCOLN FINANCIAL FIELD



POST-GAME NOTES

ELLIOTT MAKES HISTORY

- Jake Elliott connected on a franchise-record 61-yard FG as time expired to give the Eagles a 27-24 home victory. Elliott converted back-to-back FGs of 46 and 61 yards in the last 51 seconds of the game to erase a 24-21 deficit.
- Elliott's 61-yard FG is tied for the 7th-longest FG in NFL history, trailing only Matt Prater (64 yards on 12/8/13 vs. Tennessee), David Akers (63 yards on 9/9/12 at Green Bay), Sebastian Janikowski (63 yards on 9/12/11 at Denver), Jason Elam (63 yards on 10/25/98 vs. Jacksonville), Tom Dempsey (63 yards on 11/8/70 vs. Detroit) and Matt Bryant (62 yards on 10/22/06 vs. Philadelphia). It is also tied for the 3rd-longest walk-off FG in NFL history, behind Dempsey and Bryant.
- Elliott's 61-yard FG is also the longest ever by an NFL rookie, breaking the record of 60 set by Greg Zuerlein on 9/30/12 vs. Seattle.

EAGLES RUSH FOR 193 YARDS

- The Eagles totaled season highs in rush attempts (39) and rushing yards (193). The last time Philadelphia had at least 39 rush attempts in a single game was on 11/27/14 at Dallas (45 attempts for 256 yards and 2 TDs in a 33-10 victory). The Eagles' 193 rushing yards were their most in a single game since 11/13/16 vs. Atlanta (38 attempts for 208 yards and 2 TDs in a 24-15 victory).

MORE FROM THE GAME

- Rasul Douglas registered his first career INT in the first quarter, becoming the first Eagle to record an INT within his first two career games since Nate Allen in 2010.
- The Eagles' 37:32 time of possession was their highest since 11/13/16 vs. Atlanta (38:10).



TEAM STATISTICS

	N.Y. GIANTS	PHILADELPHIA
First Downs	21	24
Net Yards Gained	415	354
Rushes/Yards	17/49	39/193
Net Yards Passing	366	161
Att/Comp/INT	47/35/2	31/21/0
Sacked/Yards Lost	0/0	3/15
Punts/Average	4/38.5	4/45.5
Fumbles/Lost	0/0	1/1
Penalties/Yards	10/137	9/103
Time of Possession	22:28	37:32
3rd-Down Efficiency	3/10	5/14
Turnover Ratio	-1	+1

SCORING RECAP

Team	Qtr.	Time	Play Description (Extra Point) (Drive Info)	Giants	Eagles
Eagles	2	9:29	L.Blount 1 yd. run (J.Elliott kick) (18-90, 9:34)	0	7
Eagles	3	5:15	Z.Ertz 3 yd. pass from C.Wentz (J.Elliott kick) (7-54, 3:43)	0	14
Giants	4	12:39	O.Beckham 10 yd. pass from E.Manning (A.Rosas kick) (5-55, 2:10)	7	14
Giants	4	10:53	O.Beckham 4 yd. pass from E.Manning (A.Rosas kick) (4-33, 1:20)	14	14
Giants	4	7:12	S.Shepard 77 yd. pass from E.Manning (A.Rosas kick) (2-78, 0:40)	21	14
Eagles	4	5:40	C.Clement 15 yd. run (J.Elliott kick) (4-75, 1:32)	21	21
Giants	4	3:08	A.Rosas 41 yd. FG (7-52, 2:32)	24	21
Eagles	4	0:51	J.Elliott 46 yd. FG (8-47, 2:17)	24	24
Giants	4	0:00	J.Elliott 61 yd. FG (3-19, 0:13)	24	27

EAGLES INDIVIDUAL STATISTICS

RUSHING: W.Smallwood 12-71, L.Blount 12-67-1TD, C.Clement 6-22-1TD, C.Wentz 6-22, D.Sproles 3-11

RECEIVING: Z.Ertz 8-55-1TD, A.Jeffery 4-56, T.Smith 4-29, N.Agholor 2-20, T.Burton 2-7, W.Smallwood 1-9

PASSING: C.Wentz 21-31-176-1TD-0

INTERCEPTIONS: R.Douglas 1-0, P.Robinson 1-0

SACKS: None

FIELD GOALS: J.Elliott (52WL, 46G, 61G)

GIANTS INDIVIDUAL STATISTICS

RUSHING: P.Perkins 9-22, O.Darkwa 7-22, S.Vereen 1-5

RECEIVING: O.Beckham 9-79-2TDs, B.Marshall 8-66, S.Shepard 7-133-1TD, E.Engram 5-45, S.Vereen 2-18, P.Perkins 2-8, O.Darkwa 1-11, R.Lewis 1-6

PASSING: E.Manning 35-47-366-3TDs-2

INTERCEPTIONS: None

SACKS: J.Bromley 1.0, D.Kennard 1.0, O.Vernon 1.0

FIELD GOALS: A.Rosas (41G)

PHILADELPHIA 26, L.A. CHARGERS 24

SUNDAY, OCTOBER 1, 2017 - STUBHUB CENTER



POST-GAME NOTES

RUSHING TO VICTORY

- The Eagles' 214 rushing yards marked the team's highest single-game total since 11/27/14 at Dallas (256 - W, 33-10).
- LeGarrette Blount led Philadelphia with a season-high 136 yards on 16 attempts (8.5 avg.). Blount's 136 yards marked the 5th-highest rushing total of his career. Blount became the first Eagle to rush for 136+ yards in a single game since LeSean McCoy on 11/27/14 at Dallas (159 - W, 33-10).

CONSECUTIVE FIELD GOALS

- Jake Elliott booted the Eagles to leads of 10-0, 13-0, 16-7 and 19-10 with FGs from 45, 40, 53 and 47 yards. Elliott has now made 6 consecutive FG attempts, all of which have been from 40+ yards (46, 61, 45, 40, 53, 47). During that stretch, Elliott's made FGs are averaging 48.7 yards in distance.

TIME OF POSSESSION

- Philadelphia turned in a time of possession of 39:18, which was its highest single-game figure since 9/11/16 vs. Cleveland (39:20 - W, 29-10). The Eagles posted a 37:00+ time of possession in consecutive games (37:32 in Week 3 vs. NYG) for the first time since 10/16/11-10/30/11.

TOTAL NET YARDS

- Philadelphia's 454 total net yards were the club's most in a single game since 11/8/15 at Dallas (459 - W, 33-27).

MORE FROM THE GAME

- The Eagles returned to the Los Angeles area for the first time since 9/23/90, when they defeated the Rams, 27-21, at Anaheim Stadium.



TEAM STATISTICS

	PHILADELPHIA	L.A. CHARGERS
First Downs	26	18
Net Yards Gained	454	400
Rushes/Yards	42/214	13/58
Net Yards Passing	240	342
Att/Comp/INT	31/17/0	38/22/0
Sacked/Yards Lost	1/2	2/5
Punts/Average	2/47.5	4/47.8
Fumbles/Lost	1/0	2/1
Penalties/Yards	9/58	9/39
Time of Possession	39:18	20:42
3rd-Down Efficiency	9/16	5/10
Turnover Ratio	+1	-1

SCORING RECAP

Team	Qtr.	Time	Play Description (Extra Point) (Drive Info)	Eagles	Chargers
Eagles	1	8:00	A.Jeffery 8 yd. pass from C.Wentz (J.Elliott kick) (6-68, 4:44)	7	0
Eagles	1	0:05	J.Elliott 45 yd. FG (11-65, 5:35)	10	0
Eagles	2	6:42	J.Elliott 40 yd. FG (11-58, 5:15)	13	0
Chargers	2	6:32	Ty.Williams 75 yd. pass from P.Rivers (Y.Koo kick) (1-75, 0:10)	13	7
Eagles	2	4:08	J.Elliott 53 yd. FG (8-40, 2:24)	16	7
Chargers	2	0:00	Y.Koo 28 yd. FG (8-77, 0:56)	16	10
Eagles	3	0:55	J.Elliott 47 yd. FG (13-60, 6:51)	19	10
Chargers	4	13:42	A.Ekeler 35 yd. run (Y.Koo kick) (7-75, 2:13)	19	17
Eagles	4	9:14	W.Smallwood 3 yd. run (J.Elliott kick) (7-75, 4:28)	26	17
Chargers	4	6:44	H.Henry 4 yd. pass from P.Rivers (Y.Koo kick) (8-75, 2:30)	26	24

EAGLES INDIVIDUAL STATISTICS

RUSHING: L.Blount 16-136, W.Smallwood 10-34-1TD, C.Clement 10-30, C.Wentz 6-14

RECEIVING: Z.Ertz 5-81, W.Smallwood 4-45, N.Agholor 3-58, A.Jeffery 3-29-1TD, L.Blount 1-20, T.Smith 1-9

PASSING: C.Wentz 17-31-242-1TD-0

INTERCEPTIONS: None

SACKS: B.Allen 1.0, C.Long 1.0

FIELD GOALS: J.Elliott (45G, 40G, 53G, 47G)

CHARGERS INDIVIDUAL STATISTICS

RUSHING: A.Ekeler 1-35-1TD, M.Gordon 10-22, B.Oliver 2-1

RECEIVING: K.Allen 5-138, Ty.Williams 5-115-1TD, A.Gates 3-18, A.Ekeler 2-23, T.Benjamin 2-21, H.Henry 2-16-1TD, M.Gordon 1-7, D.Inman 1-7, B.Oliver 1-2

PASSING: P.Rivers 22-38-347-2TDs-0

INTERCEPTIONS: NONE

SACKS: D.Phillon 1.0

FIELD GOALS: Y.Koo (28G)

PHILADELPHIA 34, ARIZONA 7

SUNDAY, OCTOBER 8, 2017 - LINCOLN FINANCIAL FIELD



POST-GAME NOTES

CARSON WENTZ'S CAREER DAY

- Carson Wentz threw for a career-high 4 TDs, including 3 in the first quarter (previous career high was 2). Wentz's 4 passing TDs were the most by an Eagle in a single game since Nick Foles on 11/3/13 at Oakland (7). Wentz (24 years, 282 days) became the youngest Eagle to throw 4+ TDs in a single game since Donovan McNabb (24 years, 15 days) on 12/10/00 at Cleveland (also 4). Wentz became the first Eagle to record 3 first-quarter passing TDs since at least 1991.
- On third down, Wentz went 11-of-12 (91.7%) for 225 yards (18.8 avg.), 3 TDs, 9 first downs and a 158.3 passer rating (all single-game bests by an NFL QB on third down in 2017). His third-down passing yards and yards per attempt were the most by an Eagle since at least 1991 and he recorded the most third-down completions and highest third-down completion percentage by an Eagle since Donovan McNabb on 10/1/00 vs. Atlanta (11-of-11, 100.0%) (min. 10 attempts). Additionally, Wentz recorded the most third-down passing TDs by an Eagle since McNabb on 11/27/08 vs. Arizona (also 3)

FIRST-QUARTER SCORING

- Philadelphia opened with 3 consecutive TD drives (all passing TDs) in the first 14:17 of the game, giving the Eagles an early 21-0 advantage. Philadelphia scored 21+ points in the first quarter for the sixth time since 1950, last doing so on 12/22/13 vs. Chicago (also 21).

MORE FROM THE GAME

- Nelson Agholor finished with a career-high 93 yards on 4 receptions (23.3 avg.), including a career-long 72-yard TD in the third quarter that gave the Eagles a 31-7 lead.
- Torrey Smith caught a season-high 70 yards on 3 catches (23.3 avg.), including a 59-yard TD that made it 21-0 in the first quarter. It was Smith's longest receiving TD since registering a 73-yard score on 10/8/15 vs. Baltimore with SF.



TEAM STATISTICS

	ARIZONA	PHILADELPHIA
First Downs	16	19
Net Yards Gained	307	419
Rushes/Yards	14/31	33/122
Net Yards Passing	276	297
Att/Comp/INT	44/28/0	30/21/1
Sacked/Yards Lost	2/15	1/7
Punts/Average	7/49.6	3/43.0
Fumbles/Lost	1/1	0/0
Penalties/Yards	7/61	5/60
Time of Possession	24:13	35:47
3rd-Down Efficiency	4/14	9/14
Turnover Ratio	Even	Even

SCORING RECAP

Team	Qtr.	Time	Play Description (Extra Point) (Drive Info)	Cardinals	Eagles
Eagles	1	8:19	T.Burton 15 yd. pass from C.Wentz (J.Elliott kick) (10-54, 5:26)	0	7
Eagles	1	3:52	Z.Ertz 11 yd. pass from C.Wentz (J.Elliott kick) (3-15, 1:30)	0	14
Eagles	1	0:43	T.Smith 59 yd. pass from C.Wentz (J.Elliott kick) (3-64, 1:33)	0	21
Cardinals	2	11:42	J.Brown 13 yd. pass from C.Palmer (P.Dawson kick) (10-75, 4:01)	7	21
Eagles	3	9:18	J.Elliott 36 yd. Field Goal (11-57, 5:42)	7	24
Eagles	3	6:16	N.Agholor 72 yd. pass from C.Wentz (J.Elliott kick) (3-63, 1:01)	7	31
Eagles	4	2:00	J.Elliott 28 yd. Field Goal (13-58, 9:14)	7	34

EAGLES INDIVIDUAL STATISTICS

RUSHING: L.Blount 14-74, K.Barner 5-23, C.Clement 7-17, C.Wentz 6-11, T.Smith 1--3
RECEIVING: Z.Ertz 6-61-1TD, N.Agholor 4-93-1TD, T.Smith 3-70-1TD, A.Jeffery 3-31, T.Burton 2-16-1TD, C.Clement 1-22, M.Johnson 1-6, B.Celek 1-5
PASSING: C.Wentz 21-30-304-4TDs-1
INTERCEPTIONS: None
SACKS: V.Curry 1.0, B.Graham 1.0
FIELD GOALS: J.Elliott (36G, 28G)

CARDINALS INDIVIDUAL STATISTICS

RUSHING: C.Johnson 9-21, J.Nelson 1-14, K.Williams 3--2, A.Ellington 1--2
RECEIVING: A.Ellington 9-65, L.Fitzgerald 6-51, J.Nelson 4-80, Ja.Brown 3-39, J.Brown 2-26-1TD, J.Gresham 2-16, C.Johnson 1-8, E.Penny 1-6
PASSING: C.Palmer 28-44-291-1TD-0
INTERCEPTIONS: A.Bethea 1-0
SACKS: C.Jones 1.0
FIELD GOALS: P.Dawson (51B)

PHILADELPHIA 28, CAROLINA 23

SUNDAY, OCTOBER 12, 2017 - BANK OF AMERICA STADIUM



POST-GAME NOTES

WENTZ THROWS FOR 3TDs

- Carson Wentz became the first Eagle to throw 3+ TDs in back-to-back games (7 TDs in 2 games) since Nick Foles from 11/3/13-11/10/13 (10 TDs in 2 games).
- Wentz finished with 222 yards, on 16-of-30 passing, for 3 TDs and a 110.7 QB rating. It was his second consecutive game with a QB rating over 110 (128.3 vs. Arizona on 10/8/17).

MULTI-TOUCHDOWN GAME FOR ERTZ

- Zach Ertz caught a 1-yard TD in the second quarter to tie the game, 10-10, and a 17-yard TD in the third quarter to take the lead, 18-10. It was the 3rd multi-TD performance of Ertz's career and first since 1/1/17 vs. Dallas (also 2).

TAKEAWAYS

- Philadelphia scored 15 points off takeaways after its defense turned in its second game with multiple INTs this season (also 9/24/17 vs. NYG - 2).
- Rasul Douglas, Jalen Mills and Patrick Robinson each picked off Cam Newton to give Philadelphia its first 3-INT game since 12/22/16 vs. NYG (W, 24-19).
- Douglas became the 7th Eagle since 1970 to produce multiple INTs in their first 5 career games

MORE FROM THE GAME

- DE Derek Barnett and DT Justin Hamilton recorded the first sacks of their pro careers when they teamed up to bring down Newton in the fourth quarter
- Philadelphia's defense held Carolina's RB unit to 1 total rushing yard for the game



TEAM STATISTICS

	PHILADELPHIA	CAROLINA
First Downs	15	23
Net Yards Gained	310	305
Rushes/Yards	27/101	25/80
Net Yards Passing	209	225
Att/Comp/INT	30/16/0	52/28/3
Sacked/Yards Lost	3/13	2/14
Punts/Average	6/50.8	3/45.3
Fumbles/Lost	2/1	1/0
Penalties/Yards	10/126	1/1
Time of Possession	28:34	31:26
3rd-Down Efficiency	5/14	4/16
Turnover Ratio	+2	-2

SCORING RECAP

Team	Qtr.	Time	Play Description (Extra Point) (Drive Info)	Eagles	Panthers
Eagles	1	6:57	J.Elliott 50 yd. FG (11-53, 5:18)	3	0
Panthers	1	2:17	G.Gano 39 yd. FG (9-54, 4:40)	3	3
Panthers	2	10:34	C.Newton 16 yd. run (G.Gano kick) (4-43, 1:59)	3	10
Eagles	2	2:32	Z.Ertz 1 yd. pass from C.Wentz (J.Elliott kick) (7-12, 3:54)	10	10
Eagles	3	13:59	Z.Ertz 17 yd. pass from C.Wentz (L.Blount run) (2-17, 0:08)	18	10
Panthers	3	11:19	G.Gano 20 yd. FG (7-63, 2:40)	18	13
Eagles	3	8:02	J.Elliott 48 yd. FG (7-45, 3:17)	21	13
Panthers	3	3:23	G.Gano 46 yd. FG (7-37, 2:42)	21	16
Eagles	4	14:55	N.Agholor 24 yd. pass from C.Wentz (J.Elliott kick) (6-75, 3:28)	28	16
Panthers	4	8:04	C.McCaffrey 1 yd. pass from C.Newton (G.Gano kick) (13-75, 6:51)	28	23

EAGLES INDIVIDUAL STATISTICS

RUSHING: L.Blount 14-67, C.Wentz 6-25, K.Barner 5-7, C.Clement 2-2
RECEIVING: A.Jeffery 4-71, N.Agholor 4-55-1TD, M.Hollins 2-38, Z.Ertz 2-18-2TDs, M.Johnson 1-16, K.Barner 1-9, T.Burton 1-9, T.Smith 1-6
PASSING: C.Wentz 16-30-222-3TDs-0
INTERCEPTIONS: R.Douglas 1-7, J.Mills 1-1, P.Robinson 1-0
SACKS: D.Barnett 0.5, F.Cox 0.5, B.Graham 0.5, J.Hamilton 0.5
FIELD GOALS: J.Elliott (50G, 48G)

PANTHERS INDIVIDUAL STATISTICS

RUSHING: C.Newton 11-71-1TD, C.McCaffrey 4-8, C.Samuel 1-8, F.Whittaker 1--3, J.Stewart 8--4
RECEIVING: C.McCaffrey 10-56-1TD, K.Benjamin 9-99, E.Dickson 4-36, D.Funchess 3-36, R.Shepard 2-12
PASSING: C.Newton 28-52-239-1TD-3
INTERCEPTIONS: NONE
SACKS: J.Bradberry 1.0, T.Davis 1.0, J.Peppers 1.0
FIELD GOALS: G.Gano (39G, 20G, 46G)

PHILADELPHIA 34, WASHINGTON 24

MONDAY, OCTOBER 23, 2017 - LINCOLN FINANCIAL FIELD



POST-GAME NOTES

WENTZ TIES CAREER HIGH IN PASSING TDs

- Through Week 7, Carson Wentz now leads the NFL with a career-high 17 passing TDs. Wentz is the first Eagles QB to throw 3+ TDs in 3 consecutive games since Bobby Thomason from 11/1/53-11/15/53 (also 3 games). Wentz is the first Eagles QB since 1950 to throw 17+ TDs and no more than 4 INTs in the first 7 games of the season

ERTZ LEADS EAGLES RECEIVERS

- Ertz has caught a TD in 3 straight games, which is the longest streak by an Eagle since Jordan Matthews from 12/20/15-9/11/16 (4 games) and the longest by an Eagles TE since Brent Celek from 12/18/11-1/1/12 (3 games)

MULTIPLE EAGLES WITH 5+ RECEIVING TDs

- Nelson Agholor and Ertz are just the third pair of Eagles since 1950 to each record 5+ receiving TDs in the first 7 games of the season, joining Tommy McDonald (5) and Pete Retzlaff (5) in 1961 and Pete Pihos (7) and Bobby Walston (8) in 1954

KEY ROOKIE PERFORMANCES

- Mack Hollins and Corey Clement became the first pair of Eagles rookies to post receiving TDs in the same game since Jason Avant and Hank Baskett on 12/31/06 vs. Atlanta
- Hollins' 64-yard TD was the first score of Hollins' career and was the longest receiving TD by an Eagles rookie since Hank Baskett (89-yard TD) on 12/31/06 vs. Atlanta
- Clement, who caught a 9-yard TD, is the first Eagles rookie running back to catch a TD since Robert Drummond on 12/24/89 vs. Phoenix Cardinals
- Derek Barnett became the first Eagles rookie to register 2.0+ sacks in a single game since Trent Cole (also 2.0) on 11/20/05 at N.Y. Giants



TEAM STATISTICS

	WASHINGTON	PHILADELPHIA
First Downs	19	23
Net Yards Gained	344	371
Rushes/Yards	18/75	33/127
Net Yards Passing	269	244
Att/Comp/INT	40/30/1	25/17/1
Sacked/Yards Lost	4/34	3/24
Punts/Average	5/47.8	3/51.0
Fumbles/Lost	1/0	2/0
Penalties/Yards	5/55	9/55
Time of Possession	30:15	29:45
3rd-Down Efficiency	4/12	6/12
Turnover Ratio	Even	Even

SCORING RECAP

Team	Qtr.	Time	Play Description (Extra Point) (Drive Info)	Redskins	Eagles
Redskins	1	11:18	N.Rose 27 yd. Field Goal (8-66, 3:42)	3	0
Eagles	2	13:15	J.Elliott 50 yd. Field Goal (9-63, 4:04)	3	3
Redskins	2	9:14	C.Thompson 7 yd. pass from K.Cousins (N.Rose kick) (7-81, 4:01)	10	3
Eagles	2	3:19	M.Hollins 64 yd. pass from C.Wentz (J.Elliott kick) (7-80, 3:01)	10	10
Eagles	2	0:22	Z.Ertz 4 yd. pass from C.Wentz (J.Elliott kick) (6-80, 1:30)	10	17
Eagles	3	9:43	C.Clement 9 yd. pass from C.Wentz (J.Elliott kick) (10-81, 5:17)	10	24
Redskins	3	0:44	J.Reed 5 yd. pass from K.Cousins (N.Rose kick) (8-52, 4:04)	17	24
Eagles	4	11:10	N.Agholor 10 yd. pass from C.Wentz (J.Elliott kick) (9-75, 4:34)	17	31
Eagles	4	6:19	J.Elliott 42 yd. Field Goal (4-2, 2:20)	17	34
Redskins	4	3:17	J.Reed 12 yd. pass from K.Cousins (N.Rose kick) (9-75, 3:02)	24	34

EAGLES INDIVIDUAL STATISTICS

RUSHING: C.Wentz 8-63, L.Blount 14-29, W.Smallwood 8-25, C.Clement 1-6, K.Barner 2-4
RECEIVING: Z.Ertz 5-89-1TD, N.Agholor 4-45-1TD, A.Jeffery 2-37, W.Smallwood 2-14, M.Hollins 1-64-1TD, C.Clement 1-9-1TD, T.Burton 1-7, B.Celek 1-3
PASSING: C.Wentz 17-25-268-4TDs-1
INTERCEPTIONS: C.Graham 1-14
SACKS: D.Barnett 2.0, F.Cox 1.0, M.Jenkins 1.0
FIELD GOALS: J.Elliott (50G, 42G 45RU)

REDSKINS INDIVIDUAL STATISTICS

RUSHING: C.Thompson 7-38, K.Cousins 3-18, R.Kelley 7-16, J.Crowder 1-3
RECEIVING: J.Reed 8-64-2TDs, C.Thompson 5-26-1TD, V.Davis 4-67, J.Doctson 3-39, R.Grant 3-19, J.Crowder 2-28, T.Pryor 2-14, R.Kelley 2-14, N.Paul 1-32
PASSING: K.Cousins 30-40-303-3TDs-1
INTERCEPTIONS: Q.Dunbar 1-0
SACKS: Z.Brown 1.5, M.Foster 0.5, J.Galette 0.5, R.Kerrigan 0.5
FIELD GOALS: N.Rose (27G)

PHILADELPHIA 33, SAN FRANCISCO 10

SUNDAY, OCTOBER 29, 2017 - LINCOLN FINANCIAL FIELD



POST-GAME NOTES

WENTZ CONTINUES IMPRESSIVE SEASON

- Through Week 8, Carson Wentz leads the NFL with a career-high 19 passing TDs, which are the most by an Eagles QB through 8 games since 1950.
- Wentz joined Aaron Rodgers in 2015 (19-213), Steve Young in 1988 (21-227) and Fran Tarkenton in 1967 (19-214) as the only NFL QBs since 1950 with 19+ passing TDs and 200+ rushing yards through 8 games.

ERTZ EXTENDS TOUCHDOWN STREAK

- Zach Ertz has caught a TD pass in 4 consecutive games, becoming the first Eagles TE to accomplish that feat since Charle Young from 12/1/74-9/21/75 (also 4). Ertz became the only Eagles TE since 1970 to record 6+ receiving TDs through 8 games.

RUSHING OFFENSE

- Philadelphia has now recorded 100+ rushing yards in 7 consecutive games for the first time since 12/30/12-10/13/13 (also 7).

ELLIOTT IN THE RECORD BOOKS

- Jake Elliott converted each of his FG attempts from 40 and 51 yards. Elliott now owns the franchise record for the most 50+ yard FGs (5) in a single season. Elliott is tied with Paul McFadden in 1984 for the 2nd-most 40+ yard FGs (13) in Eagles single-season history, trailing only David Akers in 2004 (17).

MORE FROM THE GAME

- Donnie Jones played in his 200th consecutive game, which is the 4th-longest active streak in the NFL, trailing only Shane Lechler (245), Jason Witten (226) and Eli Manning (206).



TEAM STATISTICS

	SAN FRANCISCO	PHILADELPHIA
First Downs	14	19
Net Yards Gained	238	304
Rushes/Yards	24/94	31/112
Net Yards Passing	144	192
Att/Comp/INT	36/17/2	32/18/1
Sacked/Yards Lost	4/23	3/19
Punts/Average	8/45.5	6/45.8
Fumbles/Lost	0/0	0/0
Penalties/Yards	6/69	4/35
Time of Possession	27:03	32:57
3rd-Down Efficiency	3/15	4/14
Turnover Ratio	-1	+1

SCORING RECAP

Team	Qtr.	Time	Play Description (Extra Point) (Drive Info)	49ers	Eagles
Eagles	1	2:36	J.Elliott 40 yd. Field Goal (11-52, 5:50)	0	3
Eagles	2	1:51	Z.Ertz 1 yd. pass from C.Wentz (kick failed, wl) (6-56, 2:51)	0	9
Eagles	2	1:24	J.Mills 37 yd. interception return (C.Wentz-A.Jeffery pass)	0	17
Eagles	3	8:01	J.Elliott 51 yd. Field Goal (6-19, 1:25)	0	20
49ers	3	4:29	M.Breida 21 yd. pass from C.Beathard (R.Gould kick) (2-21, 0:14)	7	20
Eagles	3	3:37	A.Jeffery 53 yd. pass from C.Wentz (J.Elliott kick) (3-75, 0:52)	7	27
Eagles	4	10:22	L.Blount 12 yd. run (kick failed, wl) (8-62, 3:38)	7	33
49ers	4	5:20	R.Gould 50 yd. Field Goal (11-43, 5:02)	10	33

EAGLES INDIVIDUAL STATISTICS

RUSHING: C.Clement 10-54, L.Blount 16-48-1TD, C.Wentz 2-7, W.Smallwood 1-5, N.Foles 2--2
RECEIVING: Z.Ertz 4-34-1TD, N.Agholor 3-26, A.Jeffery 2-62-1TD, M.Hollins 2-30, T.Burton 2-21, K.Barner 2-11, B.Celek 1-14, W.Smallwood 1-9, L.Blount 1-4
PASSING: C.Wentz 18-32-211-2TDs-1
INTERCEPTIONS: J.Mills 1-37-1TD, R.McLeod 1-4
SACKS: F.Cox 1.0, V.Curry 1.0, B.Graham 1.0, M.Kendricks 1.0
FIELD GOALS: J.Elliott (40G, 51G)

49ERS INDIVIDUAL STATISTICS

RUSHING: C.Beathard 6-40, C.Hyde 12-25, M.Breida 5-17, K.Juszczyk 1-12
RECEIVING: M.Breida 4-39-1TD, C.Hyde 4-22, T.Taylor 3-33, G.Kittle 2-22, P.Garcon 2-17, G.Celek 1-24, C.Hikutini 1-10
PASSING: C.Beathard 17-36-167-1TD-2
INTERCEPTIONS: .Witherspoon 1-19
SACKS: L.Douzable 2.0, E.Mitchell 1.0
FIELD GOALS: R.Gould (27B, 50G)

2017 UNOFFICIAL DEPTH CHART



Compiled by the Eagles public relations staff

OFFENSE						
WR	17	Alshon Jeffery	14	Marcus Johnson		
LT	72	Halapoulivaati Vaitai	73	Isaac Seumalo	77	Taylor Hart
LG	61	Stefen Wisniewski	67	Chance Warmack		
C	62	Jason Kelce	61	Stefen Wisniewski		
RG	79	Brandon Brooks	73	Isaac Seumalo		
RT	65	Lane Johnson	73	Isaac Seumalo	77	Taylor Hart
TE	86	Zach Ertz	87	Brent Celek	88	Trey Burton
WR	13	Nelson Agholor	10	Mack Hollins		
WR	82	Torrey Smith	10	Mack Hollins	18	Shelton Gibson
RB	29	LeGarrette Blount	28	Wendell Smallwood	30	Corey Clement
					38	Kenjon Barner
QB	11	Carson Wentz	9	Nick Foles		
DEFENSE						
DE	75	Vinny Curry	96	Derek Barnett	51	Steven Means
DT	93	Tim Jernigan	94	Beau Allen	90	Justin Hamilton
DT	91	Fletcher Cox	97	Destiny Vaeao	98	Elijah Qualls
DE	55	Brandon Graham	56	Chris Long		
OLB	95	Mychal Kendricks	54	Kamu Grugier-Hill	47	Nathan Gerry
MLB	58	Jordan Hicks	59	Joe Walker		
OLB	53	Nigel Bradham	52	Najee Goode		
CB	31	Jalen Mills	21	Patrick Robinson	33	Dexter McDougle
CB	41	Ronald Darby	32	Rasul Douglas	26	Jaylen Watkins
S	23	Rodney McLeod	24	Corey Graham		
S	27	Malcolm Jenkins	26	Jaylen Watkins		
SPECIAL TEAMS						
P	8	Donnie Jones				
K	4	Jake Elliott				
H	8	Donnie Jones				
PR	38	Kenjon Barner	82	Torrey Smith		
KR	38	Kenjon Barner	30	Corey Clement	28	Wendell Smallwood
LS	45	Rick Lovato				

PRONUNCIATION GUIDE

Nelson Agholor	AGG-uh-lore	Najee Goode	NAH-jee GOOD	Isaac Seumalo	say-uh-MAH-low
Kenjon Barner	KEN-yon	Kamu Grugier-Hill	KAH-moo GREW-jay	Wendell Smallwood	when-DELL
LeGarrette Blount	luh-GARE-et BLUNT	Alshon Jeffery	AL-shon jeff-ree	Destiny Vaeao	VIE-ow
Brent Celek	SELL-ick	Jason Kelce	KELL-see	Halapoulivaati Vaitai	hal-lah-P00-lee-VAH-tee VIE-tie
Corey Clement	CLEM-int	Mychal Kendricks	MICHAEL	Stefen Wisniewski	STEFF-in wiz-NEW-ski
Rasul Douglas	RAH-sool	Rick Lovato	luh-VAH-toe		
Nathan Gerry	GARY	Rodney McLeod	muh-CLOUD		

ALPHABETICAL ROSTER



NO	NAME	POS	HT	WT	DOB	AGE	EXP	COLLEGE	HOMETOWN	HOW ACQ
13	Agholor, Nelson	WR	6-0	198	5/24/93	24	3	USC	Tampa, FL	D1-15
94	Allen, Beau	DT	6-3	327	11/14/91	25	4	Wisconsin	Minnetonka, MN	D7-14
38	Barnet, Kenjon	RB	5-9	195	4/28/90	27	4	Oregon	Riverside, CA	FA-17
96	Barnett, Derek	DE	6-3	259	6/25/96	21	R	Tennessee	Brentwood, TN	D1-17
29	Blount, LeGarrette	RB	6-0	250	12/5/86	30	8	Oregon	Perry, FL	FA-NE-17
53	Bradham, Nigel	LB	6-2	241	9/4/89	28	6	Florida State	Crawfordville, FL	FA-Buf-16
79	Brooks, Brandon	G	6-5	335	8/19/89	28	6	Miami (OH)	Milwaukee, WI	FA-Hou-16
88	Burton, Trey	TE	6-3	235	10/29/91	26	4	Florida	Venice, FL	UDFA-14
87	Celek, Brent	TE	6-4	255	1/25/85	32	11	Cincinnati	Cincinnati, OH	D5b-07
30	Clement, Corey	RB	5-10	220	11/2/94	23	R	Wisconsin	Glassboro, NJ	UDFA-17
91	Cox, Fletcher	DT	6-4	310	12/13/90	26	6	Mississippi State	Yazoo City, MS	D1-12
75	Curry, Vinny	DE	6-3	279	6/30/88	29	6	Marshall	Neptune, NJ	D2b-12
41	Darby, Ronald	CB	5-11	193	1/2/94	23	3	Florida State	Oxon Hill, MD	T-Buf-17
32	Douglas, Rasul	CB	6-2	209	8/29/95	22	R	West Virginia	East Orange, NJ	D3-17
4	Elliott, Jake	K	5-9	167	1/21/95	22	R	Memphis	La Grange, IL	PS-Cin-17
86	Ertz, Zach	TE	6-5	250	11/10/90	26	5	Stanford	Danville, CA	D2-13
9	Foles, Nick	QB	6-6	243	1/20/89	28	6	Arizona	Austin, TX	FA-KC-17
47	Gerry, Nathan	LB	6-2	218	2/23/95	22	R	Nebraska	Sioux Falls, SD	D5b-17
18	Gibson, Shelton	WR	5-11	191	3/20/95	22	R	West Virginia	Cleveland, OH	D5a-17
52	Goode, Najee	LB	6-0	244	6/4/89	28	6	West Virginia	Cleveland, OH	W-TB-13
55	Graham, Brandon	DE	6-2	265	4/3/88	29	8	Michigan	Detroit, MI	D1-10
24	Graham, Corey	S	6-0	196	7/25/85	32	11	New Hampshire	Buffalo, NY	FA-17
54	Grugier-Hill, Kamu	LB	6-2	220	5/16/94	23	2	Eastern Illinois	Honolulu, HI	W-NE-16
90	Hamilton, Justin	DT	6-2	315	7/27/93	24	1	Louisiana-Lafayette	Natchez, MI	FA-17
77	Hart, Taylor	T	6-6	305	2/22/91	26	4	Oregon	Tualatin, OR	FA-17
58	Hicks, Jordan	LB	6-1	236	6/27/92	25	3	Texas	Cincinnati, OH	D3-15
10	Hollins, Mack	WR	6-4	221	9/16/93	24	R	North Carolina	Rockville, MD	D4a-17
17	Jeffery, Alshon	WR	6-3	218	2/14/90	27	6	South Carolina	St. Matthews, SC	FA-Chi-17
27	Jenkins, Malcolm	S	6-0	204	12/20/87	29	9	Ohio State	Piscataway, NJ	FA-NO-14
93	Jernigan, Tim	DT	6-2	295	9/24/92	25	4	Florida State	Lake City, FL	T-Bal-17
65	Johnson, Lane	T	6-6	317	5/8/90	27	5	Oklahoma	Groveton, TX	D1-13
14	Johnson, Marcus	WR	6-1	204	8/5/94	23	1	Texas	League City, TX	UDFA-16
8	Jones, Donnie	P	6-2	221	7/5/80	37	14	LSU	Baton Rouge, LA	FA-Hou-13
62	Kelce, Jason	C	6-3	295	11/5/87	30	7	Cincinnati	Cleveland, OH	D6a-11
95	Kendricks, Mychal	LB	6-0	240	9/28/90	27	6	California	Fresno, CA	D2a-12
56	Long, Chris	DE	6-3	270	3/28/85	32	10	Virginia	Charlottesville, VA	FA-NE-17
45	Lovato, Rick	LS	6-2	249	9/9/92	25	1	Old Dominion	Middletown, NJ	FA-16
33	McDougle, Dexter	CB	5-10	195	4/8/91	26	4	Maryland	Falmouth, VA	T-NYJ-17
23	McLeod, Rodney	S	5-10	195	6/23/90	27	6	Virginia	Hyattsville, MD	FA-LAR-16
51	Means, Steven	DE	6-3	263	9/16/90	27	3	Buffalo	Buffalo, NY	PS-Hou-15
31	Mills, Jalen	CB	6-0	191	4/6/94	23	2	LSU	DeSoto, TX	D7a-16
98	Qualls, Elijah	DT	6-1	321	2/11/95	22	R	Washington	Petaluma, CA	D6-17
21	Robinson, Patrick	CB	5-11	191	9/7/87	30	8	Florida State	Miami, FL	FA-17
73	Seumalo, Isaac	G	6-4	303	10/29/93	24	2	Oregon State	Corvallis, OR	D3-16
28	Smallwood, Wendell	RB	5-10	208	1/20/94	23	2	West Virginia	Elkton, MD	D5a-16
82	Smith, Torrey	WR	6-0	205	1/26/89	28	7	Maryland	Falmouth, VA	FA-17
97	Vaeao, Destiny	DT	6-4	299	1/15/94	23	2	Washington State	Pago Pago, AS	UDFA-16
72	Vaitai, Halapoulivaati	T	6-6	320	6/16/93	24	2	TCU	Haltom, TX	D5b-16
59	Walker, Joe	LB	6-2	236	12/11/92	24	2	Oregon	Palos Verdes, CA	D7c-16
67	Warmack, Chance	G	6-2	323	9/14/91	26	5	Alabama	Atlanta, GA	FA-Ten-17
26	Watkins, Jaylen	S	5-11	194	11/27/91	25	3	Florida	Cape Coral, FL	PS-Buf-15
11	Wentz, Carson	QB	6-5	237	12/30/92	24	2	North Dakota State	Bismarck, ND	D1-16
61	Wisniewski, Stefen	C/G	6-3	305	3/22/89	28	7	Penn State	Pittsburgh, PA	FA-Jax-16

PRACTICE SQUAD

68	Andrews, Josh	C/G	6-2	311	6/21/91	26	3	Oregon State	Ontario, CA	UDFA-14
36	Bausby, De'Vante	CB	6-2	190	1/15/93	24	2	Pittsburg State	Kansas City, MO	FA-17
85	Brown, Billy	TE	6-4	255	3/20/93	24	R	Shepherd	Gaithersburg, MD	UDFA-17
48	Cherry, Don	LB	6-2	240	9/27/94	23	1	Villanova	Trumbull, CT	FA-17
16	Davis, Rashard	WR	5-9	175	9/14/95	22	R	James Madison	Charlottesville, VA	FA-17
69	Gordon, Dillon	T	6-4	322	9/2/93	24	2	LSU	River Ridge, LA	UDFA-16
35	Killings, D.J.	CB	6-0	185	8/9/95	22	R	Central Florida	Jacksonville, FL	FA-17
39	Marshall, Byron	RB	5-9	201	2/13/94	23	1	Oregon	San Jose, CA	UDFA-16
7	Sudfeld, Nate	QB	6-6	227	10/7/93	24	2	Indiana	Modesto, CA	FA-17
89	Ward, Greg	WR	5-11	186	7/12/95	22	R	Houston	Tyler, TX	UDFA-17

RESERVE/NON-FOOTBALL INJURY

22	Jones, Sidney	CB	6-0	181	5/21/96	21	R	Washington	Diamond Bar, CA	D2-17
----	---------------	----	-----	-----	---------	----	---	------------	-----------------	-------

INJURED RESERVE

-	Goforth, Randall	CB	5-10	190	1/27/94	23	R	UCLA	Long Beach, CA	UDFA-17
42	Maragos, Chris	S	5-10	200	1/6/87	30	8	Wisconsin	Racine, WI	FA-Sea-14
71	Peters, Jason	T	6-4	328	1/22/82	35	14	Arkansas	Queen City, TX	T-Buf-09
34	Pumphrey, Donnel	RB	5-9	176	12/6/94	22	R	San Diego State	Las Vegas, NV	D4b-17
-	Shittu, Aziz	DT	6-2	288	7/27/94	23	1	Stanford	Atwater, CA	UDFA-16
43	Sproles, Darren	RB	5-6	190	6/20/83	34	13	Kansas State	Olathe, KS	T-NO-14
6	Sturgis, Caleb	K	5-9	192	8/9/89	28	5	Florida	St. Augustine, FL	FA-15
-	Williams, Dom	WR	6-2	200	12/11/92	24	1	Washington State	Pomona, CA	FA-17

NUMERICAL ROSTER



NO	NAME	POS	HT	WT	DOB	AGE	EXP	COLLEGE	HOMETOWN	HOW ACQ
4	Jake Elliott	K	5-9	167	1/21/95	22	R	Memphis	La Grange, IL	PS-Cin-17
8	Donnie Jones	P	6-2	221	7/5/80	37	14	LSU	Baton Rouge, LA	FA-Hou-13
9	Nick Foles	QB	6-6	243	1/20/89	28	6	Arizona	Austin, TX	FA-KC-17
10	Mack Hollins	WR	6-4	221	9/16/93	24	R	North Carolina	Rockville, MD	D4a-17
11	Carson Wentz	QB	6-5	237	12/30/92	24	2	North Dakota State	Bismarck, ND	D1-16
13	Nelson Agholor	WR	6-0	198	5/24/93	24	3	USC	Tampa, FL	D1-15
14	Marcus Johnson	WR	6-1	204	8/5/94	23	1	Texas	League City, TX	UDFA-16
17	Alshon Jeffery	WR	6-3	218	2/14/90	27	6	South Carolina	St. Matthews, SC	FA-Chi-17
18	Shelton Gibson	WR	5-11	191	3/20/95	22	R	West Virginia	Cleveland, OH	D5a-17
21	Patrick Robinson	CB	5-11	191	9/7/87	30	8	Florida State	Miami, FL	FA-17
23	Rodney McLeod	S	5-10	195	6/23/90	27	6	Virginia	Hyattsville, MD	FA-LAR-16
24	Corey Graham	S	6-0	196	7/25/85	32	11	New Hampshire	Buffalo, NY	FA-17
26	Jaylen Watkins	S	5-11	194	11/27/91	25	3	Florida	Cape Coral, FL	PS-Buf-15
27	Malcolm Jenkins	S	6-0	204	12/20/87	29	9	Ohio State	Piscataway, NJ	FA-NO-14
28	Wendell Smallwood	RB	5-10	208	1/20/94	23	2	West Virginia	Elkton, MD	D5a-16
29	LeGarrette Blount	RB	6-0	250	12/5/86	30	8	Oregon	Perry, FL	FA-NE-17
30	Corey Clement	RB	5-10	220	11/2/94	23	R	Wisconsin	Glassboro, NJ	UDFA-17
31	Jalen Mills	CB	6-0	191	4/6/94	23	2	LSU	DeSoto, TX	D7a-16
32	Rasul Douglas	CB	6-2	209	8/29/95	22	R	West Virginia	East Orange, NJ	D3-17
33	Dexter McDougle	CB	5-10	195	4/8/91	26	4	Maryland	Falmouth, VA	T-NYJ-17
38	Kenjon Barner	RB	5-9	195	4/28/90	27	4	Oregon	Riverside, CA	FA-17
41	Ronald Darby	CB	5-11	193	1/2/94	23	3	Florida State	Oxon Hill, MD	T-Buf-17
45	Rick Lovato	LS	6-2	249	9/9/92	25	1	Old Dominion	Middletown, NJ	FA-16
47	Nathan Gerry	LB	6-2	218	2/23/95	22	R	Nebraska	Sioux Falls, SD	D5b-17
51	Steven Means	DE	6-3	263	9/16/90	27	3	Buffalo	Buffalo, NY	PS-Hou-15
52	Najee Goode	LB	6-0	244	6/4/89	28	6	West Virginia	Cleveland, OH	W-TB-13
53	Nigel Bradham	LB	6-2	241	9/4/89	28	6	Florida State	Crawfordville, FL	FA-Buf-16
54	Kamu Grugier-Hill	LB	6-2	220	5/16/94	23	2	Eastern Illinois	Honolulu, HI	W-NE-16
55	Brandon Graham	DE	6-2	265	4/3/88	29	8	Michigan	Detroit, MI	D1-10
56	Chris Long	DE	6-3	270	3/28/85	32	10	Virginia	Charlottesville, VA	FA-NE-17
58	Jordan Hicks	LB	6-1	236	6/27/92	25	3	Texas	Cincinnati, OH	D3-15
59	Joe Walker	LB	6-2	236	12/11/92	24	2	Oregon	Palos Verdes, CA	D7c-16
61	Stefen Wisniewski	C/G	6-3	305	3/22/89	28	7	Penn State	Pittsburgh, PA	FA-Jax-16
62	Jason Kelce	C	6-3	295	11/5/87	30	7	Cincinnati	Cleveland, OH	D6a-11
65	Lane Johnson	T	6-6	317	5/8/90	27	5	Oklahoma	Groveton, TX	D1-13
67	Chance Warmack	G	6-2	323	9/14/91	26	5	Alabama	Atlanta, GA	FA-Ten-17
72	Halapoulivaati Vaitai	T	6-6	320	6/16/93	24	2	TCU	Haltom, TX	D5b-16
73	Isaac Seumalo	G	6-4	303	10/29/93	24	2	Oregon State	Corvallis, OR	D3-16
75	Vinny Curry	DE	6-3	279	6/30/88	29	6	Marshall	Neptune, NJ	D2b-12
77	Taylor Hart	T	6-6	305	2/22/91	26	4	Oregon	Tualatin, OR	FA-17
79	Brandon Brooks	G	6-5	335	8/19/89	28	6	Miami (OH)	Milwaukee, WI	FA-Hou-16
82	Torrey Smith	WR	6-0	205	1/26/89	28	7	Maryland	Falmouth, VA	FA-17
86	Zach Ertz	TE	6-5	250	11/10/90	26	5	Stanford	Danville, CA	D2-13
87	Brent Celek	TE	6-4	255	1/25/85	32	11	Cincinnati	Cincinnati, OH	D5b-07
88	Trey Burton	TE	6-3	235	10/29/91	26	4	Florida	Venice, FL	UDFA-14
90	Justin Hamilton	DT	6-2	315	7/27/93	24	1	Louisiana-Lafayette	Natchez, MI	FA-17
91	Fletcher Cox	DT	6-4	310	12/13/90	26	6	Mississippi State	Yazoo City, MS	D1-12
93	Tim Jernigan	DT	6-2	295	9/24/92	25	4	Florida State	Lake City, FL	T-Bal-17
94	Beau Allen	DT	6-3	327	11/14/91	25	4	Wisconsin	Minnetonka, MN	D7-14
95	Mychal Kendricks	LB	6-0	240	9/28/90	27	6	California	Fresno, CA	D2a-12
96	Derek Barnett	DE	6-3	259	6/25/96	21	R	Tennessee	Brentwood, TN	D1-17
97	Destiny Vaeao	DT	6-4	299	1/15/94	23	2	Washington State	Pago Pago, AS	UDFA-16
98	Elijah Qualls	DT	6-1	321	2/11/95	22	R	Washington	Petaluma, CA	D6-17

PRACTICE SQUAD

7	Nate Sudfeld	QB	6-6	227	10/7/93	24	2	Indiana	Modesto, CA	FA-17
16	Rashard Davis	WR	5-9	175	9/14/95	22	R	James Madison	Charlottesville, VA	FA-17
35	D.J. Killings	CB	6-0	185	8/9/95	22	R	Central Florida	Jacksonville, FL	FA-17
36	De'Vante Bausby	CB	6-2	190	1/15/93	24	2	Pittsburg State	Kansas City, MO	FA-17
39	Byron Marshall	RB	5-9	201	2/13/94	23	1	Oregon	San Jose, CA	UDFA-16
48	Don Cherry	LB	6-2	240	9/27/94	23	1	Villanova	Trumbull, CT	FA-17
68	Josh Andrews	C/G	6-2	311	6/21/91	26	3	Oregon State	Ontario, CA	UDFA-14
69	Dillon Gordon	T	6-4	322	9/2/93	24	2	LSU	River Ridge, LA	UDFA-16
85	Billy Brown	TE	6-4	255	3/20/93	24	R	Shepherd	Gaithersburg, MD	UDFA-17
89	Greg Ward	WR	5-11	186	7/12/95	22	R	Houston	Tyler, TX	UDFA-17

RESERVE/NON-FOOTBALL INJURY

22	Sidney Jones	CB	6-0	181	5/21/96	21	R	Washington	Diamond Bar, CA	D2-17
----	--------------	----	-----	-----	---------	----	---	------------	-----------------	-------

INJURED RESERVE

6	Caleb Sturgis	K	5-9	192	8/9/89	28	5	Florida	St. Augustine, FL	FA-15
34	Donnel Pumphrey	RB	5-9	176	12/6/94	22	R	San Diego State	Las Vegas, NV	D4b-17
42	Chris Maragos	S	5-10	200	1/6/87	30	8	Wisconsin	Racine, WI	FA-Sea-14
43	Darren Sproles	RB	5-6	190	6/20/83	34	13	Kansas State	Olathe, KS	T-NO-14
71	Jason Peters	T	6-4	328	1/22/82	35	14	Arkansas	Queen City, TX	T-Buf-09
-	Randall Goforth	CB	5-10	190	1/27/94	23	R	UCLA	Long Beach, CA	UDFA-17
-	Aziz Shittu	DT	6-2	288	7/27/94	23	1	Stanford	Atwater, CA	UDFA-16
-	Dom Williams	WR	6-2	200	12/11/92	24	1	Washington State	Pomona, CA	FA-17

POSITIONAL ROSTER



	NO	NAME	POS	HT	WT	DOB	AGE	EXP	COLLEGE	HOMETOWN	HOW ACQ
QB	9	Nick Foles	QB	6-6	243	1/20/89	28	6	Arizona	Austin, TX	FA-KC-17
	11	Carson Wentz	QB	6-5	237	12/30/92	24	2	North Dakota State	Bismarck, ND	D1-16
RB	28	Wendell Smallwood	RB	5-10	208	1/20/94	23	2	West Virginia	Elkton, MD	D5a-16
	29	LeGarrette Blount	RB	6-0	250	12/5/86	30	8	Oregon	Perry, FL	FA-NE-17
	30	Corey Clement	RB	5-10	220	11/2/94	23	R	Wisconsin	Glassboro, NJ	UDFA-17
	38	Kenjon Barner	RB	5-9	195	4/28/90	27	4	Oregon	Riverside, CA	FA-17
WR	10	Mack Hollins	WR	6-4	221	9/16/93	24	R	North Carolina	Rockville, MD	D4a-17
	13	Nelson Agholor	WR	6-0	198	5/24/93	24	3	USC	Tampa, FL	D1-15
	14	Marcus Johnson	WR	6-1	204	8/5/94	23	1	Texas	League City, TX	UDFA-16
	17	Alshon Jeffery	WR	6-3	218	2/14/90	27	6	South Carolina	St. Matthews, SC	FA-Chi-17
	18	Shelton Gibson	WR	5-11	191	3/20/95	22	R	West Virginia	Cleveland, OH	D5a-17
	82	Torrey Smith	WR	6-0	205	1/26/89	28	7	Maryland	Falmouth, VA	FA-17
TE	86	Zach Ertz	TE	6-5	250	11/10/90	26	5	Stanford	Danville, CA	D2-13
	87	Brent Celek	TE	6-4	255	1/25/85	32	11	Cincinnati	Cincinnati, OH	D5b-07
	88	Trey Burton	TE	6-3	235	10/29/91	26	4	Florida	Venice, FL	UDFA-14
OFFENSIVE LINE	61	Stefen Wisniewski	C/G	6-3	305	3/22/89	28	7	Penn State	Pittsburgh, PA	FA-Jax-16
	62	Jason Kelce	C	6-3	295	11/5/87	30	7	Cincinnati	Cleveland, OH	D6a-11
	65	Lane Johnson	T	6-6	317	5/8/90	27	5	Oklahoma	Groveton, TX	D1-13
	67	Chance Warmack	G	6-2	323	9/14/91	26	5	Alabama	Atlanta, GA	FA-Ten-17
	72	Halapoulivaati Vaitai	T	6-6	320	6/16/93	24	2	TCU	Haltom, TX	D5b-16
	73	Isaac Seumalo	G	6-4	303	10/29/93	24	2	Oregon State	Corvallis, OR	D3-16
	77	Taylor Hart	T	6-6	305	2/22/91	26	4	Oregon	Tualatin, OR	FA-17
	79	Brandon Brooks	G	6-5	335	8/19/89	28	6	Miami (OH)	Milwaukee, WI	FA-Hou-16
DEFENSIVE LINE	51	Steven Means	DE	6-3	263	9/16/90	27	3	Buffalo	Buffalo, NY	PS-Hou-15
	55	Brandon Graham	DE	6-2	265	4/3/88	29	8	Michigan	Detroit, MI	D1-10
	56	Chris Long	DE	6-3	270	3/28/85	32	10	Virginia	Charlottesville, VA	FA-NE-17
	75	Vinny Curry	DE	6-3	279	6/30/88	29	6	Marshall	Neptune, NJ	D2b-12
	90	Justin Hamilton	DT	6-2	315	7/27/93	24	1	Louisiana-Lafayette	Natchez, MI	FA-17
	91	Fletcher Cox	DT	6-4	310	12/13/90	26	6	Mississippi State	Yazoo City, MS	D1-12
	93	Tim Jernigan	DT	6-2	295	9/24/92	25	4	Florida State	Lake City, FL	T-Bal-17
	94	Beau Allen	DT	6-3	327	11/14/91	25	4	Wisconsin	Minnetonka, MN	D7-14
	96	Derek Barnett	DE	6-3	259	6/25/96	21	R	Tennessee	Brentwood, TN	D1-17
	97	Destiny Vaeao	DT	6-4	299	1/15/94	23	2	Washington State	Pago Pago, AS	UDFA-16
98	Elijah Qualls	DT	6-1	321	2/11/95	22	R	Washington	Petaluma, CA	D6-17	
LB	47	Nathan Gerry	LB	6-2	218	2/23/95	22	R	Nebraska	Sioux Falls, SD	D5b-17
	52	Najee Goode	LB	6-0	244	6/4/89	28	6	West Virginia	Cleveland, OH	W-TB-13
	53	Nigel Bradham	LB	6-2	241	9/4/89	28	6	Florida State	Crawfordville, FL	FA-Buf-16
	54	Kamu Grugier-Hill	LB	6-2	220	5/16/94	23	2	Eastern Illinois	Honolulu, HI	W-NE-16
	58	Jordan Hicks	LB	6-1	236	6/27/92	25	3	Texas	Cincinnati, OH	D3-15
	59	Joe Walker	LB	6-2	236	12/11/92	24	2	Oregon	Palos Verdes, CA	D7c-16
	95	Mychal Kendricks	LB	6-0	240	9/28/90	27	6	California	Fresno, CA	D2a-12
DEFENSIVE BACKS	21	Patrick Robinson	CB	5-11	191	9/7/87	30	8	Florida State	Miami, FL	FA-17
	23	Rodney McLeod	S	5-10	195	6/23/90	27	6	Virginia	Hyattsville, MD	FA-LAR-16
	24	Corey Graham	S	6-0	196	7/25/85	32	11	New Hampshire	Buffalo, NY	FA-17
	26	Jaylen Watkins	S	5-11	194	11/27/91	25	3	Florida	Cape Coral, FL	PS-Buf-15
	27	Malcolm Jenkins	S	6-0	204	12/20/87	29	9	Ohio State	Piscataway, NJ	FA-NO-14
	31	Jalen Mills	CB	6-0	191	4/6/94	23	2	LSU	DeSoto, TX	D7a-16
	32	Rasul Douglas	CB	6-2	209	8/29/95	22	R	West Virginia	East Orange, NJ	D3-17
	33	Dexter McDougle	CB	5-10	195	4/8/91	26	4	Maryland	Falmouth, VA	T-NYJ-17
41	Ronald Darby	CB	5-11	193	1/2/94	23	3	Florida State	Oxon Hill, MD	T-Buf-17	
ST	4	Jake Elliott	K	5-9	167	1/21/95	22	R	Memphis	La Grange, IL	PS-Cin-17
	8	Donnie Jones	P	6-2	221	7/5/80	37	14	LSU	Baton Rouge, LA	FA-Hou-13
	45	Rick Lovato	LS	6-2	249	9/9/92	25	1	Old Dominion	Middletown, NJ	FA-16

ROSTER BREAKDOWN



HOW ACQUIRED

Year	Player	Acq
2007	Brent Celek	D5b
2009	Jason Peters (IR)	T-Buf
2010	Brandon Graham	D1
2011	Jason Kelce	D6a
2012	Fletcher Cox	D1
	Mychal Kendricks	D2a
	Vinny Curry	D2b
2013	Lane Johnson	D1
	Zach Ertz	D2
	Donnie Jones	FA-Hou
	Najee Goode	W-TB
2014	Beau Allen	D7
	Malcolm Jenkins	FA-NO
	Chris Maragos (IR)	FA-Sea
	Trey Burton	UDFA
	Darren Sproles (IR)	T-NO
2015	Nelson Agholor	D1
	Jordan Hicks	D3
	Caleb Sturgis (IR)	FA
	Steven Means	PS-Hou
	Jaylen Watkins	PS-Buf
2016	Carson Wentz	D1
	Isaac Seumalo	D3
	Wendell Smallwood	D5a
	Halapoulivaati Vaitai	D5b
	Jalen Mills	D7a
	Joe Walker	D7c
	Nigel Bradham	FA-Buf
	Brandon Brooks	FA-Hou
	Rodney McLeod	FA-LAR
	Stefen Wisniewski	FA-Jax
	Rick Lovato	FA
	Marcus Johnson	UDFA
	Destiny Vaeao	UDFA
	Kamu Grugier-Hill	W-NE
2017	Derek Barnett	D1
	Sidney Jones (NFI)	D2
	Rasul Douglas	D3
	Mack Hollins	D4a
	Donnel Pumphrey (IR)	D4b
	Shelton Gibson	D5a
	Nathan Gerry	D5b
	Elijah Qualls	D6
	LeGarrette Blount	FA-NE
	Nick Foles	FA-KC
	Alshon Jeffery	FA-Chi
	Chris Long	FA-NE
	Chance Warmack	FA-Ten
	Kenjon Barner	FA
	Corey Graham	FA
	Justin Hamilton	FA
	Taylor Hart	FA
	Patrick Robinson	FA
	Torrey Smith	FA
	Corey Clement	UDFA
	Ronald Darby	T-Buf
	Tim Jernigan	T-Bal
	Dexter McDougle	T-NYJ
	Jake Elliott	PS-Cin

BY DRAFT ROUND

Rd	Player	Team	Year
1st	Chris Long	StL	2008
	Malcolm Jenkins	NO	2009
	Brandon Graham	Phi	2010
	Patrick Robinson	NO	2010
	Fletcher Cox	Phi	2012
	Lane Johnson	Phi	2013
	Chance Warmack	Ten	2013
	Nelson Agholor	Phi	2015
	Carson Wentz	Phi	2016
	Derek Barnett	Phi	2017
2nd	Torrey Smith	Bal	2011
	Stefen Wisniewski	Oak	2011
	Vinny Curry	Phi	2012
	Alshon Jeffery	Chi	2012
	Mychal Kendricks	Phi	2012
	Zach Ertz	Phi	2013
	Tim Jernigan	Bal	2014
	Ronald Darby	Buf	2015
	Sidney Jones (NFI)	Phi	2017
3rd	Brandon Brooks	Hou	2012
	Nick Foles	Phi	2012
	Dexter McDougle	NYJ	2014
	Jordan Hicks	Phi	2015
	Isaac Seumalo	Phi	2016
	Rasul Douglas	Phi	2017
4th	Darren Sproles (IR)	SD	2005
	Nigel Bradham	Buf	2012
	Jaylen Watkins	Phi	2014
	Mack Hollins	Phi	2017
	Donnel Pumphrey (IR)	Phi	2017
5th	Brent Celek	Phi	2007
	Corey Graham	Chi	2007
	Najee Goode	TB	2012
	Steven Means	TB	2013
	Caleb Sturgis (IR)	Mia	2013
	Taylor Hart	Phi	2014
	Wendell Smallwood	Phi	2016
	Halapoulivaati Vaitai	Phi	2016
	Jake Elliott	Cin	2017
	Nathan Gerry	Phi	2017
	Shelton Gibson	Phi	2017
6th	Jason Kelce	Phi	2011
	Kenjon Barner	Car	2013
	Kamu Grugier-Hill	NE	2016
	Elijah Qualls	Phi	2017
7th	Donnie Jones	Sea	2004
	Beau Allen	Phi	2014
	Jalen Mills	Phi	2016
	Joe Walker	Phi	2016
FA	Jason Peters (IR)	Buf	2004
	LeGarrette Blount	Ten	2010
	Chris Maragos (IR)	SF	2010
	Rodney McLeod	StL	2012
	Trey Burton	Phi	2014
	Justin Hamilton	Buf	2015
	Rick Lovato	Chi	2015
	Marcus Johnson	Phi	2016
	Destiny Vaeao	Phi	2016
	Corey Clement	Phi	2017

BY EXPERIENCE

Player	Exp	G/S	w/Phi
Donnie Jones	14	206/0	72/0
Jason Peters (IR)	14	176/166	111/111
Darren Sproles (IR)	13	171/28	49/9
Brent Celek	11	167/128	
Corey Graham	11	163/64	6/0
Chris Long	10	138/102	8/0
Malcolm Jenkins	9	127/119	56/56
LeGarrette Blount	8	108/48	8/5
Brandon Graham	8	104/47	
Chris Maragos (IR)	8	99/3	53/3
Patrick Robinson	8	89/53	8/4
Jason Kelce	7	86/86	
Torrey Smith	7	100/93	8/7
Stefen Wisniewski	7	101/88	24/11
Nigel Bradham	6	81/62	24/24
Brandon Brooks	6	72/66	22/22
Fletcher Cox	6	86/80	
Vinny Curry	6	76/8	
Nick Foles	6	43/36	29/24
Najee Goode	6	56/2	53/2
Alshon Jeffery	6	71/64	8/8
Mychal Kendricks	6	77/66	
Rodney McLeod	6	87/71	23/23
Zach Ertz	5	69/34	
Lane Johnson	5	57/57	
Caleb Sturgis (IR)	5	62/0	30/0
Chance Warmack	5	53/49	
Beau Allen	4	56/7	
Kenjon Barner	4	36/0	28/0
Trey Burton	4	54/4	
Taylor Hart	4	15/1	14/1
Tim Jernigan	4	51/32	8/8
Dexter McDougle	4	27/0	
Nelson Agholor	3	36/31	
Ronald Darby	3	30/30	1/1
Jordan Hicks	3	31/28	
Steven Means	3	22/0	11/0
Jaylen Watkins	3	28/5	
Kamu Grugier-Hill	2	20/0	
Jalen Mills	2	24/10	
Isaac Seumalo	2	15/6	
Wendell Smallwood	2	19/6	
Destiny Vaeao	2	19/0	
Halapoulivaati Vaitai	2	15/8	
Joe Walker	2	8/1	
Carson Wentz	2	24/24	
Justin Hamilton	1	3/0	
Marcus Johnson	1	7/0	
Rick Lovato	1	15/0	11/0
Derek Barnett	R	8/0	
Corey Clement	R	8/0	
Rasul Douglas	R	7/4	
Jake Elliott	R	7/0	
Nathan Gerry	R	2/0	
Shelton Gibson	R	0/0	
Mack Hollins	R	8/0	
Sidney Jones (NFI)	R	0/0	
D. Pumphrey (IR)	R	0/0	
Elijah Qualls	R	4/0	

2017 PERSONNEL MOVES



- **January 2:** Re-signed the following players to reserve/future contracts: LB **Don Cherry**, TE **Anthony Denham**, G **Darrell Greene**, CB **Aaron Grymes**, WR **Marcus Johnson**, C **Aaron Neary**, DT **Aziz Shittu**, WR **David Watford**
- **January 4:** Signed WR **Rasheed Bailey** to reserve/future contract
- **January 9:** Signed CB **Mitchell White** to reserve/future contract ... Parted ways with wide receivers coach **Greg Lewis**
- **January 11:** Signed G **Josh LeRibeus** and WR **Dom Williams** to reserve/future contracts
- **January 12:** Signed FB **Andrew Bonnet** to reserve/future contract
- **January 18:** Signed G **Dallas Thomas** to reserve/future contract
- **January 23:** Agreed to terms with **Mike Groh** as wide receivers coach ... Signed DT **Justin Hamilton** to reserve/future contract
- **February 8:** Released CB **Leodis McKelvin**
- **March 4:** Agreed to terms with S **Jaylen Watkins** on 1-year contract
- **March 7:** Extended 2nd-round tender to TE **Trey Burton**
- **March 9:** Released DE **Connor Barwin** ... Agreed to terms with WR **Torrey Smith** on 3-year contract ... Signed LB **Najee Goode** to 1-year contract ... Agreed to terms with WR **Alshon Jeffery** (Chi.) on 1-year contract ... Agreed to terms with G **Chance Warmack** (Ten.) on 1-year contract
- **March 10:** Agreed to terms with G/C **Stefen Wisniewski** on 3-year contract
- **March 13:** Agreed to terms with QB **Nick Foles** (KC) on 2-year contract ... Released QB **Chase Daniel**
- **March 28:** Agreed to terms with DE **Chris Long** (NE) on 2-year contract ... Agreed to terms with CB **Patrick Robinson** (Ind.) on 1-year contract
- **April 3:** TE **Trey Burton** signed 1-year contract
- **April 4:** Acquired DT **Tim Jernigan** and 2017 3rd-round pick (99th overall) from Baltimore in exchange for 2017 3rd-round pick (74th overall)
- **April 10:** Agreed to terms with QB **Matt McGloin** (Oak.) on 1-year contract
- **April 27:** Selected DE **Derek Barnett** (Tennessee) in 1st round (14th overall)
- **April 28:** Selected CB **Sidney Jones** (Washington) in 2nd round (43rd overall) ... Selected CB **Rasul Douglas** (West Virginia) in 3rd round (99th overall)
- **April 29:** Selected WR **Mack Hollins** (North Carolina) in the 4th round (118th overall) ... Traded 4th-round pick (139th overall) and 7th-round pick (230th overall) to Minnesota for 4th-round pick (132nd overall) ... Selected RB **Donnel Pumphrey** (San Diego State) in 4th round (132nd overall) ... Traded 5th-round pick (155th overall) to Tennessee for 5th-round pick (164th overall) and 6th-round pick (214th overall) ... Traded 5th-round pick (164th overall) and 6th-round pick (194th overall) to Miami for two 5th-round picks (166th and 184th overall) ... Selected WR **Shelton Gibson** (West Virginia) in 5th round (166th overall) ... Selected LB **Nathan Gerry** (Nebraska) in 5th round (184th overall) ... Selected DT **Elijah Qualls** (Washington) in 6th round (214th overall)
- **May 2:** Waived/injured DT **Aziz Shittu** and WR **Dom Williams**
- **May 3:** Claimed LB **Steven Daniels** off waivers from Washington
- **May 4:** Waived FB **Andrew Bonnet** and RB **Terrell Watson** ... Released G **Josh LeRibeus**
- **May 11:** Signed the following seven draft picks to 4-year contracts: CB **Sidney Jones** (D2), CB **Rasul Douglas** (D3), WR **Mack Hollins** (D4a), RB **Donnel Pumphrey** (D4b), WR **Shelton Gibson** (D5a), LB **Nathan Gerry** (D5b), DT **Elijah Qualls** (D6) ... Signed the following 10 UDFA's: RB **Corey Clement**, DT **Winston Craig**, QB **Jerod Evans**, CB **Randall Goforth**, P **Cameron Johnston**, C **Tyler Orlosky**, S **Tre Sullivan**, DT **Charles Walker**, WR **Greg Ward**, CB **Jomal Wiltz** ... Waived WR **Rasheed Bailey**
- **May 12:** Signed UDFA TE **Billy Brown**
- **May 14:** Waived/injured QB **Jerod Evans** ... Signed UDFA T **Victor Salako**
- **May 18:** Signed RB **LeGarrette Blount** to 1-year contract ... Waived/injured DT **Charles Walker**
- **June 1:** Waived LB **Steven Daniels**
- **June 5:** Signed DT **Gabe Wright** to 1-year contract
- **June 14:** Signed T **Jason Peters** to 1-year contract extension
- **June 30:** Waived WR **Dorial Green-Beckham**
- **July 23:** Released CB **Dwayne Gratz** ... Placed DT **Beau Allen** and CB **Sidney Jones** on Active/Non-Football Injury List ... Signed UDFA QB **Dane Evans**
- **July 24:** Signed UDFA TE **Adam Zaruba** to 3-year contract
- **July 26:** Signed LB **Steven Daniels** to 3-year contract ... Waived DE **Marcus Smith** ... Acquired 2019 conditional draft pick from Denver in exchange for G/T **Allen Barbre**
- **July 31:** Signed CB **Tay Glover-Wright** to 1-year contract
- **August 2:** Waived/injured CB **Randall Goforth**
- **August 3:** Agreed to terms with S **Corey Graham** on 1-year contract
- **August 11:** Acquired CB **Ronald Darby** from Buffalo in exchange for WR **Jordan Matthews** and 2018 3rd-round pick
- **August 12:** Waived LB **Steven Daniels** ... Signed UDFA WR **Keevan Lucas** to 3-year contract
- **August 13:** Waived CB **Mitchell White** ... Signed UDFA WR **Rashard Davis**
- **August 15:** Released RB **Ryan Mathews** ... Signed CB **Mitchell White**
- **August 21:** Acquired a 2018 5th-round pick from Seattle in exchange for G/T **Matt Tobin** and 2018 7th-round pick
- **August 26:** Waived CB **Tay Glover-Wright**, WR **Keevan Lucas** and WR **David Watford**
- **August 27:** Acquired CB **Dexter McDougale** from N.Y. Jets in exchange for S **Terrence Brooks**
- **August 28:** Acquired 2019 7th-round pick from New Orleans in exchange for LS **Jon Dorenbos**
- **August 30:** Signed LB **Carlos Fields**, DE **Jake Metz** and LB **Christian Tago** ... Waived CB **Mitchell White** ... Released CB **Ron Brooks** ... Signed DE **Steven Means** to 1-year contract extension
- **September 1:** Released QB **Matt McGloin** ... Waived WR **Paul Turner** with injury settlement ... Placed CB **Sidney Jones** on Reserve/Non-Football Injury List ... Waived the following 13 players: LB **Don Cherry**, DT **Winston Craig**, WR **Rashard Davis**, TE **Anthony Denham**, QB **Dane Evans**, LB **Carlos Fields**, CB **Aaron Grymes**, DE **Jake Metz**, C **Tyler Orlosky**, T **Victor Salako**, LB **Christian Tago**, DT **Gabe Wright**, TE **Adam Zaruba**
- **September 2:** Signed G **Chance Warmack** to 1-year contract extension ... Waived/injured DE **Alex McCalister** and S **Tre Sullivan** ... Released G **Dallas Thomas** ... Waived the following 14 players: C/G **Josh Andrews**, TE **Billy Brown**, LB **Nathan Gerry**, T **Dillon Gordon**, G **Darrell Greene**, DT **Justin Hamilton**, T **Taylor Hart**, P **Cameron Johnston**, RB **Byron Marshall**, C **Aaron Neary**, CB **C.J. Smith**, WR **Bryce Treggs**, WR **Greg Ward**, CB **Jomal Wiltz** ... Signed CB **Dexter McDougale** to 1-year contract extension
- **September 4:** Signed the following 10 players to the practice squad: C/G **Josh Andrews**, TE **Billy Brown**, LB **Nathan Gerry**, T **Dillon Gordon**, DT **Justin Hamilton**, RB **Byron Marshall**, CB **C.J. Smith**, QB **Nate Sudfeld**, WR **Bryce Treggs**, WR **Greg Ward**
- **September 8:** Waived DE **Alex McCalister** and S **Tre Sullivan** with injury settlements from Reserved/Injured List
- **September 12:** Released CB **C.J. Smith** from practice squad ... Signed T **Victor Salako** to practice squad ... Placed K **Caleb Sturgis** (hip) on Injured Reserve ... Agreed to terms with K **Jake Elliott** ... Released WR **Greg Ward** from practice squad ... Signed CB **De'Vante Bausby** to practice squad
- **September 15:** Placed RB **Donnell Pumphrey** (hamstring) on Injured Reserve

2017 PERSONNEL MOVES



- **September 18:** Released T **Victor Salako** from practice squad ... Agreed to terms with WR **Greg Ward** to join practice squad
- **September 20:** Claimed S **Trae Elston** off waivers from Buffalo
- **September 25:** Placed RB **Darren Sproles** (knee) on Injured Reserve
- **September 26:** Signed RB **Kenjon Barner** to 1-year contract
- **September 30:** Waived S **Trae Elston** ... Promoted DT **Justin Hamilton** from practice squad to active roster
- **October 3:** Signed CB **D.J. Killings** to practice squad
- **October 4:** Signed WR **Rashard Davis** to practice squad
- **October 10:** Released WR **Rashard Davis** from practice squad ... Signed DE **Alex McCalister** to practice squad
- **October 19:** Placed S **Chris Maragos** on Injured Reserve (knee) ... Promoted LB **Nathan Gerry** from practice squad to active roster ... Signed WR **Rashard Davis** to practice squad
- **October 25:** Placed T **Jason Peters** on Injured Reserve (knee) ... Signed T **Taylor Hart** to 2-year contract ... Released DE **Alex McCalister** from practice squad ... Signed LB **Don Cherry** to practice squad

2017 PARTICIPATION CHART



PLAYER	@Was	@KC	NYG	@LAC	Ari	@Car	Was	SF	Den	@Dal	Chi	@Sea	@LAR	@NYG	Oak	Dal	G/S	IA	DNP
Agholor, Nelson	P	P	P	WR	WR	WR	WR	WR									8/5	---	---
Allen, Beau	P	P	P	DT	DT	P	P	P									8/2	---	---
Barner, Kenjon	X	X	X	P	P	P	P	P									5/0	---	---
Barnett, Derek	P	P	P	P	P	P	P	P									8/0	---	---
Blount, LeGarrette	RB	P	RB	P	RB	RB	P	RB									8/5	---	---
Bradham, Nigel	OLB	OLB	OLB	OLB	OLB	OLB	OLB	OLB									8/8	---	---
Brooks, Brandon	RG	RG	RG	RG	RG	RG	RG	RG									8/8	---	---
Burton, Trey	P	P	P	P	P	P	P	P									8/0	---	---
Celek, Brent	TE	TE	TE	TE	P	P	TE	P									8/5	---	---
Clement, Corey	P	P	P	P	P	P	P	P									8/0	---	---
Cox, Fletcher	DT	DT	DT	IA	IA	DT	DT	DT									6/6	2	---
Curry, Vinny	DE	DE	DE	DE	DE	DE	DE	DE									8/8	---	---
Darby, Ronald	CB	IA	IA	IA	IA	IA	IA	IA									1/1	7	---
Douglas, Rasul	IA	P	CB	CB	CB	CB	P	P									7/4	1	---
Elliott, Jake	X	P	P	P	P	P	P	P									7/0	---	---
Elston, Trae	X	X	P	X	X	X	X	X									1/0	---	---
Ertz, Zach	TE	TE	TE	TE	TE	TE	P	TE									8/7	---	---
Foles, Nick	DNP	DNP	DNP	DNP	DNP	DNP	DNP	P									1/0	---	7
Gerry, Nathan	PS	PS	PS	PS	PS	PS	P	P									2/0	---	---
Gibson, Shelton	IA	IA	IA	IA	IA	IA	IA	IA									---	8	---
Goode, Najee	P	P	P	P	P	P	OLB	P									8/1	---	---
Graham, Brandon	DE	DE	DE	DE	DE	DE	DE	DE									8/8	---	---
Graham, Corey	P	P	IA	IA	P	P	P	P									6/0	2	---
Grugier-Hill, Kamu	P	P	P	P	P	P	P	P									8/0	---	---
Hamilton, Justin	PS	PS	PS	P	P	P	IA	IA									3/0	2	---
Hart, Taylor	X	X	X	X	X	X	X	IA									---	1	---
Hicks, Jordan	MLB	MLB	MLB	MLB	MLB	MLB	MLB	IA									7/7	1	---
Hollins, Mack	P	P	P	P	P	P	P	P									8/0	---	---
Jeffery, Alshon	WR	WR	WR	WR	WR	WR	WR	WR									8/8	---	---
Jenkins, Malcolm	S	S	S	S	S	S	S	S									8/8	---	---
Jernigan, Tim	DT	DT	DT	DT	DT	DT	DT	DT									8/8	---	---
Johnson, Lane	RT	RT	RT	RT	RT	RT	IA	RT									7/7	1	---
Johnson, Marcus	P	IA	P	P	P	P	P	P									7/0	1	---
Jones, Donnie	P	P	P	P	P	P	P	P									8/0	---	---
Jones, Sidney	NFI	NFI	NFI	NFI	NFI	NFI	NFI	NFI									---	---	---
Kelce, Jason	C	C	C	C	C	C	C	C									8/8	---	---
Kendricks, Mychal	OLB	OLB	P	OLB	OLB	P	IA	OLB									7/5	1	---
Long, Chris	P	P	P	P	P	P	P	P									8/0	---	---
Lovato, Rick	P	P	P	P	P	P	P	P									8/0	---	---
Maragos, Chris	P	P	S	P	P	P	IR	IR									6/1	---	---
McDugle, Dexter	IA	P	P	P	P	P	P	P									7/0	1	---
McLeod, Rodney	S	S	IA	S	S	S	S	S									7/7	1	---
Means, Steven	IA	IA	IA	P	P	P	IA	IA									3/0	5	---
Mills, Jalen	CB	CB	CB	CB	CB	CB	CB	CB									8/8	---	---
Peters, Jason	LT	LT	LT	LT	LT	LT	LT	IR									7/7	---	---
Pumphrey, Donnel	IA	IR	IR	IR	IR	IR	IR	IR									---	1	---
Qualls, Elijah	IA	P	P	P	P	IA	IA	IA									4/0	4	---
Robinson, Patrick	P	P	CB	P	P	CB	CB	CB									8/4	---	---
Seumalo, Isaac	LG	LG	P	IA	IA	P	P	P									6/2	2	---
Smallwood, Wendell	P	RB	P	RB	IA	IA	RB	P									6/3	2	---
Smith, Torrey	WR	WR	WR	P	WR	WR	WR	WR									8/7	---	---
Sproles, Darren	P	P	P	IR	IR	IR	IR	IR									3/0	---	---
Sturgis, Caleb	P	IR	IR	IR	IR	IR	IR	IR									1/0	---	---
Vaeao, Destiny	P	IA	IA	IA	IA	IA	P	P									3/0	5	---
Vaitai, Halapoulivaati	P	P	P	P	P	RT	P	LT									8/2	---	---
Walker, Joe	P	P	P	P	P	P	P	MLB									8/1	---	---
Warmack, Chance	IA	IA	LG	P	P	P	IA	P									5/1	3	---
Watkins, Jaylen	P	CB	IA	IA	IA	IA	P	P									4/1	4	---
Wentz, Carson	QB	QB	QB	QB	QB	QB	QB	QB									8/8	---	---
Wisniewski, Stefen	P	P	P	LG	LG	LG	LG	LG									8/5	---	---

POSITION - start **P** - played (did not start) **IA** - inactive **IR** - Injured Reserve **DNP** - dressed but did not play **PS** - practice squad member **NFI** - Reserve/Non-Football Injury **SUSP** - suspended **X** - not with team **EX** - roster exemption

2017 SNAP COUNTS



OFFENSE		@Was	@KC	NYG	@LAC	Ari	@Car	Was	SF	Den	@Dal	Chi	@Sea	@LAR	@NYG	Oak	Dal	Snaps	Pct
TOTAL PLAYS		68	72	76	79	67	62	65	70									559	
QB	Carson Wentz	68	72	76	79	67	62	65	61									550	98%
	Nick Foles	DNP	DNP	DNP	DNP	DNP	DNP	DNP	9									9	2%
RB	LeGarrette Blount	23	6	22	26	26	30	25	35									193	35%
	Wendell Smallwood	15	14	43	35	IA	IA	24	13									144	26%
	Corey Clement	0	1	7	19	23	10	12	19									91	16%
	Darren Sproles	33	50	5	IR	IR	IR	IR	IR									88	16%
	Kenjon Barner	X	X	X	0	17	22	4	4									47	8%
	Donnel Pumphrey	IA	IR	IR	IR	IR	IR	IR	IR									0	0%
WR	Alshon Jeffery	60	61	67	68	53	56	53	48									466	83%
	Nelson Agholor	42	55	45	61	47	48	47	36									381	68%
	Torrey Smith	48	62	58	57	42	35	41	32									375	67%
	Mack Hollins	5	17	8	9	14	9	8	18									88	16%
	Marcus Johnson	7	IA	7	9	14	6	10	21									74	13%
	Shelton Gibson	IA	IA	IA	IA	IA	IA	IA	IA									0	0%
TE	Zach Ertz	60	60	75	60	57	49	53	64									478	86%
	Brent Celek	25	17	20	34	26	24	31	30									207	37%
	Trey Burton	14	14	19	9	16	13	16	21									122	22%
OFFENSIVE LINE	Brandon Brooks	68	72	76	79	67	62	65	70									559	100%
	Jason Kelce	68	72	76	79	67	62	65	61									550	98%
	Lane Johnson	68	72	76	79	33	IA	65	70									463	83%
	Jason Peters	31	72	75	79	67	62	36	IR									422	75%
	Stefen Wisniewski	0	0	44	49	42	62	65	69									331	59%
	Halapoulivaati Vaitai	45	3	5	8	34	62	30	70									257	46%
	Isaac Seumalo	68	72	0	IA	IA	8	0	9									157	28%
	Chance Warmack	IA	IA	32	30	25	0	IA	10									97	17%
	Taylor Hart	X	X	X	X	X	X	X	IA									0	0%

DEFENSE		@Was	@KC	NYG	@LAC	Ari	@Car	Was	SF	Den	@Dal	Chi	@Sea	@LAR	@NYG	Oak	Dal	Snaps	Pct
TOTAL PLAYS		63	53	69	57	60	82	64	66									514	
DEFENSIVE LINE	Brandon Graham	43	38	46	44	43	62	44	44									364	71%
	Tim Jernigan	40	32	50	42	46	25	17	29									281	55%
	Vinny Curry	37	33	46	30	34	40	27	32									279	54%
	Fletcher Cox	43	44	17	IA	IA	65	51	45									265	52%
	Beau Allen	25	15	50	38	26	41	21	29									245	48%
	Chris Long	26	20	27	21	29	41	38	33									235	46%
	Derek Barnett	26	21	26	24	26	39	36	34									232	45%
	Destiny Vaeao	12	IA	IA	IA	IA	IA	22	17									51	10%
	Elijah Qualls	IA	9	14	13	14	IA	IA	IA									50	10%
	Justin Hamilton	PS	PS	PS	11	18	15	IA	IA									44	9%
	Steven Means	IA	IA	IA	4	3	1	IA	IA									8	2%
LB	Nigel Bradham	63	53	69	57	45	78	64	66									495	96%
	Jordan Hicks	63	53	14	57	45	34	2	IA									268	52%
	Mychal Kendricks	23	20	48	24	28	55	IA	52									250	49%
	Najee Goode	0	1	12	0	8	5	49	1									76	15%
	Joe Walker	0	0	3	0	0	13	11	29									56	11%
	Kamu Grugier-Hill	0	0	0	0	7	0	0	0									7	1%
	Nathan Gerry	PS	PS	PS	PS	PS	PS	0	0									0	0%
DEFENSIVE BACKS	Malcolm Jenkins	63	53	69	57	60	82	64	66									514	100%
	Jalen Mills	63	53	69	57	58	81	64	61									506	98%
	Rodney McLeod	63	12	IA	57	60	81	64	66									403	78%
	Patrick Robinson	52	32	61	32	46	80	46	18									367	71%
	Rasul Douglas	IA	39	69	57	20	56	28	30									299	58%
	Corey Graham	18	41	IA	IA	40	7	32	14									152	30%
	Jaylen Watkins	15	14	IA	IA	IA	IA	17	27									73	14%
	Chris Maragos	0	0	69	0	0	0	IR	IR									69	13%
	Dexter McDougle	IA	0	0	2	4	0	7	32									45	9%
	Ronald Darby	18	IA	IA	IA	IA	IA	IA	IA									18	4%
Trae Elston	X	X	0	X	X	X	X	X									0	0%	

2017 REGULAR SEASON STATISTICS



Record: 7-1 Head Coach: Doug Pederson

9/10	W	30-17	at Washington	78,685
9/17	L	20-27	at Kansas City	74,971
9/24	W	27-24	N.Y. Giants	69,596
10/1	W	26-24	at L.A. Chargers	25,374
10/8	W	34-7	Arizona	69,596
10/12	W	28-23	at Carolina	74,373
10/23	W	34-24	Washington	69,596
10/29	W	33-10	San Francisco	69,596
11/5			Denver	
11/19			at Dallas	
11/26			Chicago	
12/3			at Seattle	
12/10			at L.A. Rams	
12/17			at N.Y. Giants	
12/25			Oakland	
12/31			Dallas	

TEAM STATS

	EAGLES	OPP
Total First Downs	172	143
Rushing	56	28
Passing	97	101
Penalty	19	14
3rd Down: Made/Att	54/113	31/100
3rd Down Pct.	47.8%	31.0%
4th Down: Made/Att	5/6	3/10
4th Down Pct.	83.3%	30.0%
Possession Avg.	33:37	26:23
Total Net Yards	2974	2617
Avg. Per Game	371.8	327.1
Total Plays	532	494
Avg. Per Play	5.6	5.3
Net Yards Rushing	1034	563
Avg. Per Game	129.3	70.4
Total Rushes	246	147
Net Yards Passing	1940	2054
Avg. Per Game	242.5	256.8
Sacked/Yards Lost	22/123	22/150
Gross Yards	2063	2204
Attempts/Completions	264/161	325/204
Completion Pct.	61.0%	62.8%
Had Intercepted	5	9
Punts/Average	32/46.2	40/45.5
Net Punting Avg.	41.5	38.0
Penalties/Yards	58/543	45/417
Fumbles/Ball Lost	10/4	8/5
Touchdowns	25	18
Rushing	4	4
Passing	19	13
Returns	2	1

Score By Period	Q1	Q2	Q3	Q4	OT	Pts.
Team	47	60	58	67	0	232
Opponents	9	48	30	69	0	156

Rushing	No.	Yds	Avg.	Lg.	TD
L.Blount	100	467	4.7	68	2
C.Wentz	42	203	4.8	24	0
W.Smallwood	38	143	3.8	20	1
C.Clement	36	131	3.6	22	1
D.Sproles	15	61	4.1	12	0
K.Barner	12	34	2.8	16	0
N.Foles	2	-2	-1.0	-1	0
T.Smith	1	-3	-3.0	-3	0
Team	246	1034	4.2	68	4
Opponents	147	563	3.8	53t	4

Receiving	No.	Yds	Avg.	Lg.	TD
Z.Ertz	43	528	12.3	53	6
A.Jeffery	28	416	14.9	53t	3
N.Agholor	27	392	14.5	72t	5
T.Smith	14	210	15.0	59t	1
W.Smallwood	10	79	7.9	24	0
T.Burton	9	70	7.8	15t	1
M.Hollins	8	164	20.5	64t	1
D.Sproles	7	73	10.4	16	0
B.Celek	4	33	8.3	14	0
L.Blount	4	25	6.3	20	1
K.Barner	3	20	6.7	9	0
C.Clement	2	31	15.5	22	1
M.Johnson	2	22	11.0	16	0
Team	161	2063	12.8	72t	19
Opponents	204	2204	10.8	77t	13

Interceptions	No.	Yds	Avg.	Lg.	TD
J.Mills	3	53	17.7	37t	1
R.Douglas	2	7	3.5	7	0
P.Robinson	2	0	0.0	0	0
C.Graham	1	14	14.0	14	0
R.McLeod	1	4	4.0	4	0
Team	9	78	8.7	37t	1
Opponents	5	40	8.0	24t	1

Sacks
B. Graham 5.0, F. Cox 4.5, D. Barnett 2.5, V. Curry 2.0, M. Kendricks 2.0, C. Long 2.0, T. Jernigan 1.5, B. Allen 1.0, M. Jenkins 1.0, J. Hamilton 0.5, Team: 22.0, Opp: 22.0

Fumbles
Lost: C. Wentz 2, Z. Ertz 1, D. Sproles 1, Total: 4
Opp. Recoveries: D. Barnett 1, T. Burton 1, F. Cox 1, J. Hicks 1, Team 1, Total: 5

Passing	Att.	Cmp.	Yds.	Cmp.%	Yds./Att.	TD	TD%	Int.	Int.%	Lg	Sack	Lost	Rat.
C.Wentz	264	161	2063	61.0%	7.8	19	7.2%	5	1.9%	72t	22	123	101.6
Team	264	161	2063	61.0%	7.8	19	7.2%	5	1.9%	72t	22	123	101.6
Opponents	325	204	2204	62.8%	6.8	13	4.0%	9	2.8%	77t	22	150	84.4

Scoring	TD	Ru.	Rec.	Ret.	PAT	FG	2pt.	Saf.	Pts.
J.Elliott	0	0	0	0	18/20	16/19	0	0	66
Z.Ertz	6	0	6	0	---	---	0	0	36
N.Agholor	5	0	5	0	---	---	0	0	30
A.Jeffery	3	0	3	0	---	---	2	0	22
L.Blount	3	2	1	0	---	---	1	0	20
C.Clement	2	1	1	0	---	---	0	0	12
C.Sturgis	0	0	0	0	1/2	3/3	0	0	10
T.Burton	1	0	1	0	---	---	0	0	6
T.Smith	1	0	1	0	---	---	0	0	6
F.Cox	1	0	0	1	---	---	0	0	6
W.Smallwood	1	1	0	0	---	---	0	0	6
J.Mills	1	0	0	1	---	---	0	0	6
M.Hollins	1	0	1	0	---	---	0	0	6
Team	25	4	19	2	19/22	19/22	3	0	232
Opponents	18	4	13	1	18/18	10/12	0	0	156

2-Pt. Conversions: Team 3/3, Opponents: 0/0

Field Goals (Game-by-Game)

Elliott: () [34G, 30WL, 40G] [52WL, 46G, 61G] [45G, 40G, 53G, 47G] [36G, 28G] [50G, 48G] [50G, 42G, 45RU] [40G, 51G]
 Sturgis: [50G, 42G, 37G] () () () () () ()
 Opps: [33G] [34G, 39G] [41G] [28G] [51B] [39G, 20G, 46G] [27] [27B, 50G]

Field Goals	1-19	20-29	30-39	40-49	50+
J.Elliott	0/0	1/1	2/3	8/9	5/6
C.Sturgis	0/0	0/0	1/1	1/1	1/1
Team	0/0	1/1	3/4	9/10	6/7
Opponents	0/0	3/4	4/4	2/2	1/2

Punting	No.	Yds	Avg.	Net	TB	In20	Lg.	Blk.
D.Jones	32	1478	46.2	41.5	3	9	59	0
Team	32	1478	46.2	41.5	3	9	59	0
Opponents	40	1820	45.5	38.0	6	15	60	0

Punt Returns	Ret.	FC	Yds	Avg.	Lg.	TD
K.Barner	11	5	161	14.6	76	0
D.Sproles	1	5	10	10.0	10	0
T.Smith	1	0	9	9.0	9	0
Team	13	10	180	13.8	76	0
Opponents	15	6	89	5.9	25	0

Kick Returns	No.	Yds	Avg.	Lg.	TD
W.Smallwood	4	93	23.3	28	0
C.Clement	1	35	35.0	35	0
K.Barner	1	22	22.0	22	0
B.Celek	1	8	8.0	8	0
Team	7	158	22.6	35	0
Opponents	17	364	21.4	40	0

2017 DEFENSIVE STATS



DEFENSIVE STATISTICS

Player	Total	Solo	Asst.	TFL	Sacks	Hur.	INT	KD	FF	FR
Jenkins	70	48	22	5	1.0	1	0	6	0	0
Mills	53	44	9	1	0.0	0	3	11	0	0
Bradham	43	35	8	3	0.0	2	0	4	0	0
Kendricks	37	30	7	2	2.0	2	0	4	0	0
Robinson	30	27	3	1	0.0	0	2	12	0	0
Hicks	28	24	4	0	0.0	2	0	0	0	1
McLeod	28	19	9	1	0.0	2	1	8	1	0
Douglas	26	21	5	0	0.0	0	2	9	0	0
B.Graham	23	18	5	7	5.0	5	0	1	1	0
Curry	23	17	6	5	2.0	7	0	0	0	0
Jernigan	19	12	7	8	1.5	5	0	0	0	0
C.Graham	19	10	9	0	0.0	2	1	2	0	0
Barnett	13	10	3	6	2.5	4	0	0	0	1
Allen	12	8	4	4	1.0	5	0	0	0	0
Cox	12	6	6	2	4.5	7	0	3	1	1
Watkins	10	9	1	0	0.0	0	0	0	0	0
Long	10	7	3	1	2.0	5	0	0	1	0
Maragos	9	6	3	1	0.0	0	0	0	0	0
Walker	6	4	2	0	0.0	0	0	1	0	0
Vaeao	6	2	4	0	0.0	0	0	0	0	0
Goode	5	3	2	0	0.0	0	0	0	0	0
Hamilton	2	1	1	0	0.5	1	0	0	0	0
Darby	1	1	0	0	0.0	0	0	0	0	0
Grugier-Hill	1	1	0	0	0.0	0	0	0	0	0
McDougle	1	1	0	0	0.0	0	0	0	0	0
Qualls	1	0	1	0	0.0	2	0	0	0	0
A.Jeffery	0	0	0	0	0.0	0	0	1	0	0
Totals	488	364	124	47	22.0	52	9	62	4	3

*Tackle totals already factor in sacks and TFLs

SPECIAL TEAMS TACKLES (52)

Kamu Grugier-Hill	9
Chris Maragos	6
Corey Clement	5
Najee Goode	4
Corey Graham	4
Dexter McDougle	4
Trey Burton	3
Mack Hollins	3
Malcolm Jenkins	3
Mychal Kendricks	3
Rick Lovato	2
Joe Walker	2
Trae Elston	1
Rodney McLeod	1
Patrick Robinson	1
Jaylen Watkins	1

ST FUMBLE RECOVERIES (1)

Trey Burton	1
-------------	---

ST FORCED FUMBLES (1)

Kamu Grugier-Hill	1
-------------------	---

INDIVIDUAL SINGLE-GAME BESTS

TACKLES	2 players tied with 13
Jenkins vs. Was. (10/23); Kendrick s at Car. (10/12)	
TACKLES FOR LOSS	2 players tied with 3
D.Barnett vs. Was. (10/23); B.Graham vs. Ari. (10/8)	
SACKS	2 players tied with 2
Barnett vs. Was. (10/23); Graham at Was. (9/10)	
PASSES DEFENSED	4 by Robinson vs. Ari. (10/8)
INTERCEPTIONS	5 players tied with 1
Douglas vs. NYG (9/24) & at Car. (10/12); Graham vs. Was. (10/23); McLeod vs. SF (10/29); Mills at Was. (9/10); at Car. (10/12); vs. SF (10/29); Robinson vs. NYG (9/24) & at Car. (10/12)	
FORCED FUMBLES	5 players tied with 1
Cox at Was. (9/10); B.Graham at Was. (9/10); Grugier-Hill vs. Was. (10/23); Long at LAC (10/1); McLeod vs. Ari. (10/8)	
FUMBLE RECOVERIES	4 players tied with 1
Barnett at LAC (10/1); Burton at Was. (9/10); Cox at Was. (9/10); Hicks at Was. (9/10)	
SPECIAL TEAMS TACKLES	3 by Grugier-Hill at Car. (10/12) and vs. Was. (10/23)

SACKS (22)

Brandon Graham	5.0
Fletcher Cox	4.5
Derek Barnett	2.5
Vinny Curry	2.0
Mychal Kendricks	2.0
Chris Long	2.0
Tim Jernigan	1.5
Beau Allen	1.0
Malcolm Jenkins	1.0
Justin Hamilton	0.5

INTERCEPTIONS (9)

Jalen Mills	3
Rasul Douglas	2
Patrick Robinson	2
Corey Graham	1
Rodney McLeod	1

FUMBLE RECOVERIES (3)

Derek Barnett	1
Fletcher Cox	1
Jordan Hicks	1

FORCED FUMBLES (4)

Fletcher Cox	1
Brandon Graham	1
Chris Long	1
Rodney McLeod	1

2017 GAME-BY-GAME INDIVIDUAL LEADERS



EAGLES INDIVIDUAL LEADERS

Date	Opp	Pass Yds.	Rushing Yds.	Receptions	Receiving Yds.	Touchdowns	Sacks	Tackles
9/10	at Was	C.Wentz - 307	L.Blount - 46	Z.Ertz - 8	Z.Ertz - 93	3 Players - 1	B.Graham - 2	J.Mills - 9
9/17	at KC	C.Wentz - 333	C.Wentz - 55	A.Jeffery - 7	Z.Ertz - 97	2 Players - 1	3 Players - 1	2 Players - 6
9/24	vs. NYG	C.Wentz - 176	W.Smallwood - 71	Z.Ertz - 8	A.Jeffery - 56	3 Players - 1	None	J.Mills - 12
10/1	at LAC	C.Wentz - 242	L.Blount - 136	Z.Ertz - 5	Z.Ertz - 81	2 Players - 1	2 Players - 1	J.Hicks - 9
10/8	vs. Ari	C.Wentz - 304	L.Blount - 74	Z.Ertz - 6	N.Agholor - 93	4 Players - 1	2 Players - 1	M.Jenkins - 9
10/12	at Car	C.Wentz - 222	L.Blount - 67	2 Players - 4	A.Jeffery - 71	Z.Ertz - 2	4 Players - 0.5	M.Kendricks - 13
10/23	vs. Was	C.Wentz - 268	C.Wentz - 63	Z.Ertz - 5	Z.Ertz - 89	4 Players - 1	D.Barnett - 2.0	M.Jenkins - 13
10/29	vs. SF	C.Wentz - 211	C.Clement - 54	Z.Ertz - 4	A.Jeffery - 62	4 Players - 1	4 Players - 1	2 Players - 8

OPPONENT INDIVIDUAL LEADERS

Date	Opp	Pass Yds.	Rushing Yds.	Receptions	Receiving Yds.	Touchdowns	Sacks	Tackles
9/10	at Was	K.Cousins - 240	R.Kelley - 30	T.Pryor - 6	T.Pryor - 66	2 Players - 1	P.Smith - 1	Z.Brown - 12
9/17	at KC	A.Smith - 251	K.Hunt - 81	T.Kelce - 8	T.Kelce - 103	K.Hunt - 2	C.Jones - 3	2 Players - 6
9/24	vs. NYG	E.Manning - 366	2 players - 22	O.Beckham - 9	S.Shepard - 133	O.Beckham - 2	3 Players - 1	K.Robinson - 10
10/1	at LAC	P.Rivers - 347	A.Ekeler - 35	2 Players - 5	K.Allen - 138	3 Players - 1	D.Philon - 1	J.Addae - 11
10/8	vs. Ari	C.Palmer - 291	C.Johnson - 21	A.Ellington - 9	J.Nelson - 80	J.Brown - 1	C.Jones - 1	T.Branch - 10
10/12	at Car	C.Newton - 239	C.Newton - 71	C.McCaffrey - 10	K.Benjamin - 99	2 Players - 1	3 Players - 1	M.Adams - 8
10/23	vs. Was	K.Cousins - 303	C.Thompson - 38	J.Reed - 8	V.Davis - 67	J.Reed - 2	Z.Brown - 1.5	Z.Brown - 13
10/29	vs. SF	C.Beathard - 167	C.Beathard - 40	2 Players - 4	M.Breida - 39	M.Breida - 1	L.Douzable - 2	2 Players - 7

2017 REGULAR SEASON STATISTICS



RED ZONE

Team	Total	TD	FG	MFG	Dwn.	Fbl.	INT	Clk.	Pnt.	TD%	Score%
EAGLES	25	17	6	1	0	0	0	1	135	68.0	92.0
Opponents	21	11	6	1	2	0	1	0	95	52.4	81.0

GOAL-TO-GO

Team	Total	TD	FG	MFG	Dwn.	Fbl.	INT	Clk.	Pnt.	TD%	Score%
EAGLES	12	11	1	0	0	0	0	0	78	91.7	100.0
Opponents	10	7	1	1	1	0	0	0	52	77.8	88.9

EAGLES WEEKLY NFL RANKINGS

Week	OFFENSE			DEFENSE		
	Rush	Pass	Total	Rush	Pass	Total
Week 1	24th	5th	11th	t-10th	15th	10th
Week 2	20th	3rd	5th	14th	16th	12th
Week 3	9th	10th	9th	6th	25th	21st
Week 4	t-3rd	11th	3rd	2nd	30th	24th
Week 5	5th	8th	3rd	2nd	29th	22nd
Week 6	5th	9th	3rd	1st	29th	20th
Week 7	4th	9th	5th	1st	29th	20th
Week 8	5th	11th	6th	1st	26th	14th

MOST FIRST DOWNS EARNED

Player	Rush	Rec.	Total
Zach Ertz	--	29	29
LeGarrette Blount	20	2	22
Alshon Jeffery	--	20	20
Nelson Agholor	--	17	17
Carson Wentz	15	--	15
Corey Clement	9	2	11
Wendell Smallwood	7	4	11
Darren Sproles	4	3	7
Mack Hollins	--	6	6
Trey Burton	--	5	5
Torrey Smith	--	5	5
Brent Celek	--	2	2
Marcus Johnson	--	2	2
Kenjon Barner	1	--	1

LONGEST DRIVES

	EAGLES	OPPONENTS
MOST PLAYS:	18 vs. NYG (9/24) 18-90-9:34 Touchdown	16 at Was. (9/10) 16-66-8:32 Field Goal
MOST YARDS:	90 vs. NYG (9/24) 18-90-9:34 Touchdown	83 at KC (9/17) 5-83-2:48 Touchdown
MOST TIME:	9:34 vs. NYG (9/24) 18-90-9:34 Touchdown	8:32 at Was. (9/10) 16-66-8:32 Field Goal

LONGEST TOUCHDOWN DRIVES

	EAGLES	OPPONENTS
MOST PLAYS:	18 vs. NYG (9/24) 18-90-9:34	13 at Car. (10/12) 13-75-6:51
MOST YARDS:	90 vs. NYG (9/24) 18-90-9:34	83 at KC (9/17) 5-83-2:48
MOST TIME:	9:34 vs. NYG (9/24) 18-90-9:34	6:51 at Car. (10/12) 13-75-6:51

PENALTY BREAKDOWN

Type of Penalty (Yards Lost)	Phi.	Opp.
Total Penalties	58 (543)	45 (417)
Offensive	28 (241)	15 (115)
Defensive	23 (244)	21 (231)
Special Teams	7 (58)	9 (71)
First Downs Given Up by Penalty	14	19

REPLAY CHALLENGES

	Challenges	No. Overturned
EAGLES	2	1
Opponents	3	2

2017 THIRD-DOWN & DRIVE EFFICIENCY



EAGLES THIRD-AND...

Date	Opponent	1	2	3	4	5	6	7	8	9	10+	Total
9/10	at Was	1-2	0-0	0-1	1-1	0-0	1-1	1-1	0-1	0-1	4-6	8-14
9/17	at KC	1-1	0-0	0-0	2-2	0-0	0-0	2-5	0-0	0-0	3-7	8-15
9/24	vs. NYG	1-1	0-1	1-1	0-1	0-0	2-3	0-1	1-3	0-0	0-3	5-14
10/1	at LAC	2-2	2-3	4-4	0-1	0-0	0-0	0-0	1-3	0-0	0-3	9-16
10/8	vs. Ari	1-1	1-1	1-1	0-0	1-2	1-1	0-0	0-1	0-0	4-7	9-14
10/12	at Car	1-1	0-0	1-3	0-2	1-2	0-0	0-3	0-0	0-0	2-3	5-14
10/23	vs. Was	1-1	0-0	1-3	1-1	0-0	1-1	0-1	1-2	1-1	0-2	6-12
10/29	vs. SF	1-2	0-1	0-0	1-1	2-3	0-0	0-1	0-2	0-1	0-3	4-14
Totals:		9-11	3-6	8-13	5-9	4-7	5-6	3-12	3-12	1-3	13-34	54-113
		81.8	50.0	61.5	55.6	57.1	83.3	25.0	25.0	33.3	38.2	47.8

OPPONENTS THIRD-AND...

Date	Opponent	1	2	3	4	5	6	7	8	9	10+	Total
9/10	at Was	0-0	1-1	0-0	0-0	0-0	0-3	0-0	0-1	0-1	2-5	3-11
9/17	at KC	0-0	1-1	1-1	2-4	0-1	1-1	0-1	0-2	0-0	0-1	5-12
9/24	vs. NYG	0-2	1-2	0-0	1-1	1-1	0-1	0-1	0-0	0-0	0-2	3-10
10/1	at LAC	0-0	0-0	0-1	2-2	0-0	0-0	0-0	1-1	0-1	2-5	5-10
10/8	vs. Ari	1-2	0-1	0-1	0-0	0-0	0-0	0-0	1-2	1-3	1-5	4-14
10/12	at Car	1-2	0-1	0-0	1-2	0-2	0-0	0-0	2-2	0-2	0-5	4-16
10/23	vs. Was	0-2	0-1	0-0	1-1	1-2	0-1	1-1	0-1	0-1	1-2	4-12
10/29	vs. SF	1-3	0-1	0-0	0-0	1-2	0-2	0-1	0-0	1-2	0-4	3-15
Totals:		3-11	3-8	1-3	7-10	3-8	1-8	1-4	4-9	2-10	6-29	31-100
		27.3	37.5	33.3	70.0	37.5	12.5	25.0	44.4	20.0	20.7	31.0

2017 THIRD-DOWN & DRIVE EFFICIENCY



EAGLES GAME-BY-GAME DRIVES

Date	Opponent	Quarterback	Drives	Drives Ended By...									Points Yielded	Points Per Drive	Drive Efficiency
				TD	FG	MFG	Punt	Down	INT	FUM	Safety	Clock			
9/10	at Was	Wentz	12	2	3	0	4	0	1	1	0	1	22	1.83	41.7
9/17	at KC	Wentz	11	2	2	1	4	0	1	0	0	1	20	1.82	36.4
9/24	vs. NYG	Wentz	13	3	2	1	4	1	0	1	0	1	27	2.08	38.5
10/1	at LAC	Wentz	9	2	4	0	2	0	0	0	0	1	26	2.89	66.7
10/8	vs. Ari	Wentz	11	4	2	0	3	0	1	0	0	1	34	3.09	54.5
10/12	at Car	Wentz	13	3	2	0	6	0	0	1	0	1	28	2.15	38.5
10/23	vs. Was	Wentz	12	4	2	1	3	0	1	0	0	1	34	2.83	50.0
10/29	vs. SF	Wentz	12	3	2	0	6	0	1	0	0	0	25	2.08	41.7
		Foles	1	0	0	0	0	0	0	0	0	1	0	0.00	0.00
		TOTAL vs. SF	13	3	2	0	6	0	1	0	0	0	25	1.92	38.5
Totals:		Wentz	93	23	19	3	32	1	5	3	0	7	216	2.32	45.2
		Foles	1	0	0	0	0	0	0	0	0	1	0	0.00	0.00
		TEAM	94	23	19	3	32	1	5	3	0	8	216	2.30	44.7

OPPONENTS GAME-BY-GAME DRIVES

Date	Opponent	Quarterback	Drives	Drives Ended By...									Points Yielded	Points Per Drive	Drive Efficiency
				TD	FG	MFG	Punt	Down	INT	FUM	Safety	Clock			
9/10	at Was	Cousins	10	1	1	0	4	1	1	2	0	0	10	1.00	20.0
9/17	at KC	Smith	10	3	2	0	5	0	0	0	0	0	27	2.70	50.0
9/24	vs. NYG	Manning	12	3	1	0	4	2	2	0	0	0	24	2.00	33.3
10/1	at LAC	Rivers	9	3	1	0	4	0	0	1	0	0	24	2.67	44.4
10/8	vs. Ari	Palmer	11	1	0	1	7	1	0	1	0	0	7	0.64	9.1
10/12	at Car	Newton	13	2	3	0	3	2	3	0	0	0	23	1.77	38.5
10/23	vs. Was	Cousins	12	3	1	0	5	1	1	0	0	1	24	2.00	33.3
10/29	vs. SF	Beathard	14	1	1	1	8	0	2	0	0	1	10	1.40	14.3
Totals:			91	17	10	2	40	7	9	4	0	2	149	1.64	29.7

2017 TURNOVER BREAKDOWN



TAKEAWAYS

Date	Opponent	Turnover	Starting L.O.S.	Point of Turnover	Resulting L.O.S.	Quarter	Result (Points)
9/10	at Was	J.Hicks FR (F.Cox FF of K.Cousins)	PHI 37	PHI 48	WAS 48	1	Fumble (0)
		ST - T.Burton FR (J.Crowder Muffed Punt)	PHI 20	WAS 40	WAS 39	1	Touchdown (6)
		*J.Mills INT (K.Cousins)	PHI 14	End Zone	PHI 15	4	Punt (0)
		+F.Cox FR (B.Graham FF of K.Cousins)	WAS 32	WAS 24	---	4	Touchdown (8)
9/17	at KC	NONE					
9/24	vs. NYG	R.Douglas INT (E.Manning)	PHI 42	PHI 4	PHI 4	2	Downs (0)
		P.Robinson INT (E.Manning)	NYG 46	PHI 46	PHI 46	3	Touchdown (7)
10/1	at LAC	D.Barnett FR (C.Long FF of P.Rivers)	PHI 39	PHI 41	PHI 32	1	Touchdown (7)
10/8	vs. Ari	(TB) - J.Nelson FUM into EZ (R.McLeod FF)	PHI 29	PHI 1	PHI 20	4	Clock (0)
10/12	at Car	R.Douglas INT (C.Newton)	CAR 14	CAR 19	CAR 12	2	Touchdown (7)
		P.Robinson INT (C.Newton)	CAR 18	CAR 17	CAR 17	3	Touchdown (8)
		J.Mills INT (C.Newton)	PHI 41	PHI 15	PHI 16	4	Punt (0)
10/23	vs. Was	C.Graham INT (K.Cousins)	WAS 39	WAS 40	WAS 26	4	Field Goal (3)
10/29	vs. SF	R.McLeod INT (C.Beathard)	PHI 46	PHI 42	PHI 46	2	Punt (0)
		+J.Mills INT (C.Beathard)	SF 28	SF 37	---	2	Touchdown (8)

Totals: 14 takeaways resulting in 54 points

L.O.S. - Line of scrimmage, * - Red zone play, + - Touchdown return, **ST** - Special teams play, **(TB)** - Touchback

GIVEAWAYS

Date	Opponent	Turnover	Starting L.O.S.	Point of Turnover	Resulting L.O.S.	Quarter	Result (Points)
9/10	at Was	C.Wentz FUM (M.Foster FR)	WAS 34	WAS 42	50	1	Punt (0)
		+C.Wentz INT (R.Kerrigan)	PHI 20	PHI 24	---	2	Touchdown (7)
9/17	at KC	ST-D.Sproles FUM (J.Winchester FF, A.Sherman FR)	---	PHI 20	PHI 24	2	Field Goal (3)
		C.Wentz INT (C.Jones)	PHI 31	PHI 28	PHI 31	4	Touchdown (7)
9/24	vs. NYG	Z.Ertz FUM (L.Collins FF, E.Apple FR)	PHI 29	PHI 38	PHI 33	4	Touchdown (7)
10/1	at LAC	NONE					
10/8	vs. Ari	(TB) - C.Wentz INT (A.Bethea)	ARI 25	End Zone	ARI 20	2	Blocked FG (0)
10/12	at Car	C.Wentz FUM (J.Peppers FF, K.Short FR)	CAR 35	CAR 40	CAR 36	1	Punt (0)
10/23	vs. Was	C.Wentz INT (Q.Dunbar)	PHI 4	WAS 42	WAS 42	1	Punt (0)
10/29	vs. SF	C.Wentz INT (A.Witherspoon)	PHI 22	PHI 40	PHI 21	3	Touchdown (7)

Totals: 9 giveaways resulting in 31 points

L.O.S. - Line of scrimmage, * - Red zone play, + - Touchdown return, **ST** - Special teams play, **(TB)** - Touchback

2017 PLAYS OF 20+ YARDS



WEEK 1 - EAGLES at REDSKINS (9/10)

EAGLES: 4 pass, 0 rush

Description	Run	Pass
Carson Wentz to Nelson Agholor		58T
Carson Wentz to Torrey Smith		30
Carson Wentz to Alshon Jeffery		24
Carson Wentz to Zach Ertz		23

REDSKINS: 3 pass, 0 rush

Description	Run	Pass
Kirk Cousins to Ryan Grant		34
Kirk Cousins to Chris Thompson		29T
Kirk Cousins to Terrelle Pryor		28

WEEK 2 - EAGLES at CHIEFS (9/17)

EAGLES: 3 pass, 1 rush

Description	Run	Pass
Carson Wentz to Zach Ertz		53
Carson Wentz to Torrey Smith		24
Carson Wentz run	24	
Carson Wentz to Torrey Smith		22

CHIEFS: 2 pass, 1 rush

Description	Run	Pass
Kareem Hunt run	53T	
Alex Smith to Travis Kelce		44
Alex Smith to Chris Conley		35

WEEK 3 - EAGLES vs. GIANTS (9/24)

EAGLES: 0 pass, 2 rush

Description	Run	Pass
LeGarrette Blount run	20	
Wendell Smallwood run	20	

GIANTS: 1 pass, 1 rush

Description	Run	Pass
Eli Manning to Sterling Shepard		77T
Orleans Darkwa run	20	

WEEK 4 - EAGLES at CHARGERS (10/1)

EAGLES: 4 pass, 1 rush

Description	Run	Pass
LeGarrette Blount run	68	
Carson Wentz to Zach Ertz		38
Carson Wentz to Nelson Agholor		36
Carson Wentz to Wendell Smallwood		24
Carson Wentz to LeGarrette Blount		20

CHARGERS: 5 pass, 1 rush

Description	Run	Pass
Philip Rivers to Tyrell Williams		75T
Philip Rivers to Keenan Allen		50
Philip Rivers to Keenan Allen		49
Austin Ekeler run	35T	
Philip Rivers to Keenan Allen		21
Philip Rivers to Tyrell Williams		20

WEEK 5 - EAGLES vs. CARDINALS (10/8)

EAGLES: 3 pass, 1 rush

Description	Run	Pass
Carson Wentz to Nelson Agholor		72T
Carson Wentz to Torrey Smith		59T
LeGarrette Blount run	37	
Carson Wentz to Corey Clement		22

CARDINALS: 1 pass, 0 rush

Description	Run	Pass
Carson Palmer to Jaron Brown		20

WEEK 6 - EAGLES at PANTHERS (10/12)

EAGLES: 4 pass, 0 rush

Description	Run	Pass
Carson Wentz to Alshon Jeffery		37
Carson Wentz to Nelson Agholor		24T
Carson Wentz to Nelson Agholor		24
Carson Wentz to Mack Hollins		20

PANTHERS: 1 pass, 0 rush

Description	Run	Pass
Cam Newton to Devin Funchess		20

WEEK 7 - EAGLES vs. REDSKINS (10/23)

EAGLES: 4 pass, 3 rush

Description	Run	Pass
Carson Wentz to Mack Hollins		64T
Carson Wentz to Zach Ertz		46
Carson Wentz run	26	
Carson Wentz to Alshon Jeffery		24
Carson Wentz run	21	
Carson Wentz to Zach Ertz		21
LeGarrette Blount run	21	

REDSKINS: 5 pass, 0 rush

Description	Run	Pass
Kirk Cousins to Niles Paul		32
Kirk Cousins to Vernon Davis		31
Kirk Cousins to Vernon Davis		31
Kirk Cousins to Jamison Crowder		20
Kirk Cousins to Jordan Reed		20

WEEK 8 - EAGLES vs. 49ERS (10/29)

EAGLES: 2 pass, 1 rush

Description	Run	Pass
Carson Wentz to Alshon Jeffery		53T
Carson Wentz to Mack Hollins		24
Corey Clement run	22	

49ERS: 3 pass, 0 rush

Description	Run	Pass
C.J. Beathard to Garrett Celek		24
C.J. Beathard to George Kittle		22
C.J. Beathard to Matt Breida		21T

THE LAST TIME ...



TEAM

Won in Overtime

Eagles: 11/8/15 - at Dal., 33-27
Opponent: 10/30/16 - at Dal., 23-29

Won by Scoring in Last Two Minutes of Regulation

Eagles: 9/24/17 - vs. NYG, 27-24 (last score at 0:00)
Opponent: 12/11/16 - vs. Was., 22-27 (last score at 1:53)

Tied Game by Scoring in the Last Two Minutes

Eagles: 9/24/17 - vs. NYG, 27-24 (tied score at 0:51)
Opponent: 11/8/15 - win at Dal., 33-27 ot (tied game at 0:02)

Won in Prime Time

Eagles: 10/23/17 - vs. Was., 34-24
Opponent: 11/28/16 - vs. GB, 13-27

Shutout

Eagles: 10/12/14 - vs. NYG, 27-0
Opponent: 1/3/10 - at Dal., 0-24

Won by 20-or-more Points

Eagles: 10/29/17 - vs. SF, 33-10
Opponent: 12/20/15 - vs. Ari., 17-40

Won After Trailing by 20-or-More Points

Eagles: 12/19/10 - at NYG, 38-31 (NYG ahead 31-10 in 4th quarter)
Opponent: 10/2/11 - vs. SF, 23-24 (PHI ahead 23-3 in 3rd quarter)

Held a 28-or-More Point Lead

Eagles: 9/25/16 - win vs. Pit., 34-3
Opponent: 12/4/16 - loss at Cin., 14-32

Held a 21-or-More Point Lead

Eagles: 10/29/17 - win vs. SF, 33-10
Opponent: 12/4/16 - loss at Cin., 14-32

Held a 17-or-More Point Lead

Eagles: 10/29/17 - win vs. SF, 33-10
Opponent: 12/4/16 - loss at Cin., 14-32

Scored 20-or-More Points in a Quarter

Eagles: 10/8/17 - win vs. Ari., 34-7 (21, 1st Q)
Opponent: 9/24/17 - win vs. NYG, 27-24 (24, 4th Q)

Scored 20-or-More Points in a Half

Eagles: 10/8/17 - win vs. Ari., 34-7 (21, 1st half)
Opponent: 9/24/17 - win vs. NYG, 27-24 (24, 2nd half)

Held Opponent without a Touchdown

Eagles: 9/25/16 - win vs. Pit., 34-3
Opponent: 10/20/13 - loss vs. Dal., 17-3

Touchdowns Scored by Offense and Defense

Eagles: 10/29/17 - win vs. SF, 33-10 (3 offense, 1 defense)
Opponent: 9/10/17 - win at Was., 30-17 (1 offense, 1 defense)

Touchdowns by Offense, Defense and Special Teams

Eagles: 12/6/15 - win at NE, 35-28 (2 offense, 1 defense, 2 ST)
Opponent: 11/16/14 - loss at GB, 53-20 (4 offense, 2 defense, 1 ST)

TEAM - Cont.

No Turnovers

Eagles: 10/1/17 - win at LAC, 26-24
Opponent: 9/17/17 - loss at KC, 20-27

Touchdown Scored on First Drive

Eagles: 10/8/17 - win vs. Ari, 34-7
Opponent: 12/18/16 - loss at Bal., 26-27

Successful Two-Point Conversion

Eagles: 10/29/17 - A.Jeffery pass from C.Wentz vs. SF
Opponent: 12/26/15 - J.Crowder pass from K.Cousins vs. Was.

Failed Two-Point Conversion Attempt

Eagles: 12/18/16 - Pass failed from C.Wentz to J.Matthews at Bal.
Opponent: 12/11/16 - Pass failed from K.Cousins to J.Reed vs. Was.

TOTAL OFFENSE

500-or-More Total Net Yards of Offense

Eagles: 10/11/15 - vs. NO (519; 186 rushing, 333 passing)
Opponent: 1/3/16 - at NYG (502; 208 rushing, 294 passing)

400-or-More Total Net Yards of Offense

Eagles: 10/8/17 - vs. Ari. (419; 122 rushing, 297 passing)
Opponent: 10/1/17 - at LAC (400; 58 rushing, 342 passing)

RUSHING

300-or-More Net Yards Rushing by Team

Eagles: 9/3/00 - at Dal. (306)
Opponent: 9/25/60 - vs. Cle. (329)

200-or-More Net Yards Rushing by Team

Eagles: 10/1/17 - at LAC (214)
Opponent: 10/16/16 - at Was. (230)

Individual 200-Yard Rushing Game

Eagles: 12/8/13 - LeSean McCoy (29-217-2TDs) vs. Det.
Opponent: 11/22/15 - Doug Martin (27-235-0TDs) vs. TB

Individual 150-Yard Rushing Game

Eagles: 11/27/14 - LeSean McCoy (25-159-1TD) at Dal.
Opponent: 1/3/16 - Rashad Jennings (27-170-1TD) at NYG

Individual 100-Yard Rushing Game

Eagles: 10/1/17 - LeGarrette Blount (16-136) at LAC
Opponent: 10/16/16 - Matt Jones (16-135-1TD) at Was.

Two 100-Yard Rushers in the Same Game

Eagles: 12/22/13 - L.McCoy (18-133-2TDs) & B.Brown (9-115-1TD) vs. Det.
Opponent: 10/30/05 - M.Anderson (21-126-1TD) and T.Bell (14-107-2TDs) at Den.

Consecutive 100-Yard Rushing Games

Eagles: 11/23/14-11/27/14 - L.McCoy (21-130-1TD) vs. Ten. & (25-159-1TD) at Dal.
Opponent: 10/25/15-11/8/15 - J.Stewart (24-125-0TDs) at Car.; D.McFadden (27-117-0TDs) at Dal.



RUSHING - Cont.

Combined 200-Yards Rushing by Two Players

Eagles: 12/22/13 - 248 by L.McCoy (18-133-2TDs) & B.Brown (9-115-1TD) vs. Det.

Opponent: 11/20/15 - 187 by D.Johnson (29-187-3TDs) & K.Williams (6-34-0TDs) vs. Ari.

Individual with 30-or-More Carries

Eagles: 9/9/13 - LeSean McCoy (31-184-1TD) at Was.

Opponent: 12/14/14 - DeMarco Murray (31-81-2TD) vs. Dal.

Individual with 25-or-More Carries

Eagles: 11/27/14 - LeSean McCoy (25-159-1TD) at Dal.

Opponent: 1/3/16 - Rashad Jennings (27-170-1TD) at NYG

Rushing Play of 80-or-More Yards

Eagles: 10/1/00 - 85t by Brian Mitchell vs. Atl.

Opponent: 11/22/15 - 84 by Doug Martin vs. TB

Rushing Play of 60-or-More Yards

Eagles: 10/1/17 - 68 by LeGarrette Blount at LAC

Opponent: 11/20/16 - 72t by C.J. Prosise at Sea.

Rushing Play of 40-or-More Yards

Eagles: 10/1/17 - 68 by LeGarrette Blount at LAC

Opponent: 9/17/17 - 53 by Kareem Hunt at KC

Individual with Three-or-More Rushing Touchdowns

Eagles: 12/18/11 - LeSean McCoy (18-102-3TDs) vs. NYJ

Opponent: 12/20/15 - David Johnson (29-187-3TDs) vs. Ari.

Individual with Two-or-More Rushing Touchdowns

Eagles: 11/13/16 - Ryan Mathews (19-109-2TDs) vs. Atl.

Opponent: 9/17/17 - Kareem Hunt (13-81-2TDs) at KC

PASSING

400 Net Yards Passing by Team

Eagles: 10/26/14 - at Ari. (411)

Opponent: 12/28/14 - at NYG (429)

300 Net Yards Passing by Team

Eagles: 12/4/16 - at Cin. (306)

Opponent: 10/1/17 - at LAC (342)

Individual with 50-or-More Pass Attempts

Eagles: 12/4/16 - Carson Wentz (60-36-308-3-1TD) at Cin.

Opponent: 10/12/17 - Cam Newton (52-28-239-3-1TD) at Car.

Individual with 40-or-More Pass Attempts

Eagles: 9/17/17 - Carson Wentz (46-25-333-1-2TDs) at KC

Opponent: 10/23/17 - Kirk Cousins (40-30-303-1-3TDs) vs. Was.

Individual with 30-or-More Pass Completions

Eagles: 12/11/16 - Carson Wentz (46-32-314-1-1TD) vs. Was.

Opponent: 10/23/17 - Kirk Cousins (40-30-303-1-3TDs) vs. Was.

Individual with 25-or-More Pass Completions

Eagles: 9/17/17 - Carson Wentz (46-25-333-1-2TDs) at KC

Opponent: 10/23/17 - Kirk Cousins (40-30-303-1-3TDs) vs. Was.

PASSING - Cont.

Individual 300-Yard Passing Game

Eagles: 10/8/17 - Carson Wentz (30-21-304-1-4TDs) vs. Ari.

Opponent: 10/23/17 - Kirk Cousins (40-30-303-1-3TDs) vs. Was.

Consecutive 300-Yard Passing Games

Eagles: 9/10/17 - 9/17/17 - Carson Wentz (39-26-307-1-2TDs) at Was. & (46-25-333-1-2TDs) at KC

Opponent: 9/24/17 - 10/1/17 - Eli Manning (47-35-366-2-3TDs) vs. NYG & Philip Rivers (38-22-347-0-2TDs) at LAC

Individual with Four-or-More Touchdown Passes

Eagles: 10/23/17 - Carson Wentz (25-17-268-1-4TDs) vs. Was.

Opponent: 11/6/16 - Eli Manning (36-22-257-2-4TDs) at NYG

Individual with Three-or-More Touchdown Passes

Eagles: 10/23/17 - Carson Wentz (25-17-268-1-4TDs) vs. Was.

Opponent: 10/23/17 - Kirk Cousins (40-30-303-1-3TDs) vs. Was.

No Sacks Allowed

Eagles: 12/22/16 - vs. NYG (25 attempts - Carson Wentz/Chase Daniel)

Opponent: 9/24/17 - vs. NYG (47 attempts - Eli Manning)

RECEIVING

Individual with 10-or-more Receptions

Eagles: 1/1/17 - Zach Ertz (13-139-2TDs) vs. Dal.

Opponent: 10/12/17 - Christian McCaffrey (10-56-1TD) at Car.

Individual with 150-Yard Receiving Game

Eagles: 1/3/16 - Zach Ertz (9-152) at NYG

Opponent: 12/22/16 - Odell Beckham Jr. (11-150) vs. NYG

Individual with 100-Yard Receiving Game

Eagles: 1/1/17 - Zach Ertz (13-139-2TDs) vs. Dal.

Opponent: 10/1/17 - Keenan Allen (5-138) & Tyrell Williams (5-115-1TD) at LAC

Two 100-Yard Receivers in the Same Game

Eagles: 12/26/15 - Zach Ertz (13-122) & Jordan Matthews (6-104-1TD) vs. Was.

Opponent: 10/1/17 - Keenan Allen (5-138) & Tyrell Williams (5-115-1TD) at LAC

Consecutive 100-Yard Receiving Games

Eagles: 12/26/15-1/3/16 - Zach Ertz (13-122) vs. Was. & (9-152) at NYG

Opponent: 9/17/17-10/1/17 - Travis Kelce (8-103-1TD) at KC; Sterling Shepard (7-133-1TD) vs. NYG; Keenan Allen (5-138) & Tyrell Williams (5-115-1TD) at LAC

Individual with Three-or-More TD Receptions

Eagles: 11/3/13 - Riley Cooper (5-139-3TDs) at Oak.

Opponent: 11/26/15 - Calvin Johnson (8-93-3TDs) at Det.

Individual with Two-or-More TD Receptions

Eagles: 10/12/17 - Zach Ertz (2-18-2TDs) at Car.

Opponent: 10/23/17 - Jordan Reed (8-64-2TDs) vs. Was.

Pass Play of 80-or-More Yards

Eagles: 12/12/10 - 91t, Michael Vick to DeSean Jackson at Dal.

Opponent: 12/11/16 - 80t, Kirk Cousins to DeSean Jackson vs. Was.



RECEIVING - Cont.

Pass Play of 60-or-More Yards

Eagles: 10/23/17 - 64t, Carson Wentz to Mack Hollins vs. Was.
Opponent: 10/1/17 - 75t, Philip Rivers to Tyrell Williams at LAC

Pass Play of 40-or-More Yards

Eagles: 10/29/17 - 53t, Carson Wentz to Alshon Jeffery vs. SF
Opponent: 10/1/17 - 75t, Philip Rivers to Tyrell Williams; 50, Philip Rivers to Keenan Allen; 49, Philip Rivers to Keenan Allen

NOTABLE OFFENSIVE COMBINATIONS

Led Team in Rushing & Receiving Yds. in Same Game

Eagles: 12/30/12 - LeSean McCoy (10-45 rush, 5-61 rec.) at NYG
Opponent: 12/8/13 - Jaiquie Bell (23-69-1TD rush, 4-58 rec.) vs. Det.

100-Yard Rusher & Receiver in the Same Game

Eagles: 11/27/14 - LeSean McCoy (25-159-1TD rush) & Jeremy Maclin (8-108 rec.) at Dal.
Opponent: 11/8/15 - Darren McFadden (27-117 rush) & Cole Beasley (9-112-2TDs rec.), Dez Bryant (5-104-1TD rec.) at Dal.

100-Yard Rusher, 100-Yard Receiver & 300-Yard Passer in the Same Game

Eagles: 9/23/07 - Brian Westbrook (14-110-2TDs rush & 5-111-1TD rec.), Kevin Curtis (11-221-3TDs rec.) & Donovan McNabb (26-21-381-0-4TDs) vs. Det.
Opponent: 12/11/05 - Tiki Barber (32-124 rush), Jeremy Shockey (10-107 rec.) & Eli Manning (44-28-312-3-1TD) vs. NYG

Individual with at Least One Rushing and Receiving Touchdown in the Same Game

Eagles: 9/14/15 - DeMarco Murray (8-9-1TD rush, 4-11-1TD rec.) at Atl.
Opponent: 10/25/15 - Mike Tolbert (3-16-1TD rush, 1-2-1TD rec.) at Car.

Individual with at Least One Rushing Touchdown and One Touchdown Pass in the Same Game

Eagles: 11/27/14 - Mark Sanchez (29-20-217-0-1TD pass, 7-28-1TD rush) at Dal.
Opponent: 10/12/17 - Cam Newton (52-28-239-3-1TD pass, 11-71-1TD rush) at Car.

DEFENSE

Held Opponent Under 200 Yards Total Offense

Eagles: 1/1/17 - vs. Dal. (195; 69 rushing, 126 passing)
Opponent: 12/7/14 - vs. Sea. (139; 57 rushing, 82 passing)

Held Opponent Under 300 Yards Total Offense

Eagles: 10/29/17 - vs. SF (238; 94 rushing, 144 passing)
Opponent: 12/22/16 - vs. NYG (286; 118 rushing, 168 passing)

Held Opponent Under 50 Yards Rushing

Eagles: 10/8/17 - vs. Ari. (31)
Opponent: 12/26/15 - vs. Was. (45)

Held Opponent Under 75 Yards Rushing

Eagles: 10/8/17 - vs. Ari. (31)
Opponent: 9/10/17 - at Was. (58)

DEFENSE - Cont.

Held Opponent Under 100 Yards Rushing

Eagles: 10/29/17 - vs. SF (94)
Opponent: 9/10/17 - at Was. (58)

Held Opponent Under 100 Net Yards Passing

Eagles: 12/13/12 - vs. Cin. (92)
Opponent: 12/7/14 - vs. Sea. (82)

Held Opponent Under 150 Net Yards Passing

Eagles: 10/29/17 - vs. SF (144)
Opponent: 10/23/16 - vs. Min. (138)

Interception Return for a Touchdown

Eagles: 10/29/17 - J.Mills, 37 yards (QB C.Beathard) vs. SF
Opponent: 9/10/17 - R.Kerrigan, 24 yards (QB C.Wentz) at Was.

Individual with Three-or-More Interceptions

Eagles: 10/16/11 - K.Coleman (3) at Was. (QB R.Grossman)
Opponent: 12/2/07 - L.Tatupu (3) vs. Sea. (QB A.J. Feeley)

Individual with Two-or-More Interceptions

Eagles: 1/1/17 - J.Hicks (2) vs. Dal. (QB M.Sanchez)
Opponent: 12/4/16 - V.Burfict (2) at Cin. (QB C.Wentz)

Fumble Recovered for Touchdown

Eagles: 9/10/17 - F.Cox recovered K.Cousins fumble forced by B.Graham and returned it 20 yards for a touchdown at Was.
Opponent: 12/26/15 - D.Hall recovered S.Bradford fumble and returned it 17 yards for a touchdown vs. Was.

Safety Scored

Eagles: 9/11/16 - R.Griffin III aborted snap. Cameron Erving credited with fumble on high snap, ball out of bounds in end zone
Opponent: 11/23/08 - S.Rocca punt blocked by J.McClain out of bounds in end zone at Bal.
 1/11/09 - Intentional grounding penalty enforced on D.McNabb in end zone (NFC-D) at NYG

Seven-or-More Sacks by Team

Eagles: 11/10/14 - vs. Car. (9)
Opponent: 11/5/12 - at NO (7)

Six-or-More Sacks by Team

Eagles: 10/23/16 - vs. Min. (6)
Opponent: 9/17/17 - at KC (6)

Five-or-More Sacks by Team

Eagles: 10/11/15 - vs. NO (5)
Opponent: 9/17/17 - at KC (6)

Individual with Three-or-More Sacks

Eagles: 10/11/15 - F.Cox (3.0 sacks of D.Brees) vs. NO
Opponent: 9/17/17 - C.Jones (3.0 sacks of C.Wentz) at KC

Individual with Two-or-More Sacks

Eagles: 10/23/17 - D.Barnett (2.0 sacks of K.Cousins) vs. Was.
Opponent: 10/29/17 - L.Douzable (2.0 sacks of C.Wentz) vs. SF



SPECIAL TEAMS

Kickoff Return for a Touchdown

Eagles: 10/23/16 - Josh Huff, 98 yards vs. Min.
Opponent: 12/8/13 - Jeremy Ross, 98 yards vs. Det.

Kickoff Return for a Touchdown to Start a Game

Eagles: 11/23/14 - Josh Huff, 107 yards vs. Ten.
Opponent: 10/12/03 - Randal Williams, 37 yards at Dal.

Punt Return for a Touchdown

Eagles: 12/6/15 - Darren Sproles, 83 yards at NE
Opponent: 9/19/16 - Eddie Royal, 65 yards at Chi.

Blocked Punt Recovered for Touchdown

Eagles: 12/6/15 - N.Goode returned R.Allen's blocked punt (blocked by C.Maragos) 24 yards at NE
Opponent: 9/20/15 - K.Wilber returned D.Jones' blocked punt (blocked by D.McCray) 26 yards vs. Dal.

Blocked Punt

Eagles: 1/1/17 - S.Means blocked C.Jones' punt vs. Dal.
Opponent: 11/15/15 - Z.Vigil blocked D.Jones' punt vs. Mia.

Blocked PAT

Eagles: 11/20/16 - B.Logan, PAT attempt by S.Hauschka at Sea.
Opponent: 12/13/09 - F.Robbins, PAT attempt by D.Akers vs. NYG

Missed (not blocked) PAT

Eagles: 10/29/17 - Jake Elliott vs. SF
Opponent: 12/4/16 - Mike Nugent at Cin.

Blocked Field Goal

Eagles: 10/29/17 - D.Barnett, 27-yd attempt by R.Gould vs. SF
Opponent: 11/6/16 - J.Pierre-Paul, 40-yd attempt by C.Sturgis at NYG

SPECIAL TEAMS - Cont.

Blocked Field Goal returned for a TD

Eagles: 10/23/05 - Matt Ware, 65-yd. return after Quintin Mikell blocked a 40-yd. att. by Nate Kaeding vs. SD
Opponent: 12/7/08 - Kevin Dockery, 71-yd. return after Justin Tuck blocked a 32-yd. att. by D.Akers at NYG

Individual with Five-or More Field Goals

Eagles: 11/23/14 - Cody Parkey (5-6) vs. Ten.
Opponent: 10/27/13 - Josh Brown (5-5) vs. NYG

Individual with Four-or More Field Goals

Eagles: 10/1/17 - Jake Elliott (4-4) at LAC
Opponent: 12/22/16 - Robbie Gould (4-4) vs. NYG

Successful Onsides Kick

Eagles: 9/17/17 - J.Elliott kick recovered by T.Burton at KC (4th Q)
Opponent: 12/6/15 - S.Gostkowski kick recovered by R.Melvin at NE (4th Q)

Failed Onsides Kick Attempt

Eagles: 12/18/16 - C.Sturgis kick recovered by A.Levine at Bal. (4th Q)
Opponent: 10/23/16 - B.Walsh kick out of bounds vs. Min. (4th Q)

Touchdown off of Fake Field Goal

Eagles: 12/24/1989 - C.Carter 22-yard pass from R.Ruzek vs. Pho.
Opponent: 12/20/1998 - Holder E.Bjornson 7-yard run at Dal.

Touchdown off of Fake Punt

Eagles: 9/29/02 - B.Dawkins 57 yard pass from B.Mitchell vs. Hou.
Opponent: N/A

ALL-TIME REGULAR SEASON SERVICE



MOST SEASONS PLAYED

Name	Seasons
1. Chuck Bednarik (1949-1962)	14
2. Brian Dawkins (1996-2008)	13
Harold Carmichael (1971-1983)	13
Frank (Bucko) Kilroy (1943-1955)	13
Vic Sears (1941-1953)	13
6. David Akers (1999-2010)	12
Jerry Sisemore (1973-1984)	12
Bobby Walston (1951-1962)	12

MOST CONSECUTIVE GAMES PLAYED

Name	Games
1. Jon Dorenbos (2006-2016)	162
Harold Carmichael (1972-1983)	162
3. Randy Logan (1973-1983)	159
4. Bobby Walston (1951-1962)	148
5. Jon Runyan (2000-2008)	144
6. Ken Clarke (1977-1987)	139
7. Herman Edwards (1977-1985)	135
8. Frank LeMaster (1974-1982)	129
9. Sheldon Brown (2002-2009)	128
10. Jerry Sisemore (1974-1982)	127

MOST REGULAR SEASON GAMES PLAYED

Name	Pos	Years	Seasons	GP
1. David Akers	K	1999-2010	12	188
2. Brian Dawkins	FS	1996-2008	13	183
3. Harold Carmichael	WR	1971-1983	13	180
4. Chuck Bednarik	C/LB	1949-1962	14	169
5. Brent Celek	TE	2007-2017	11	167
6. Tra Thomas	T	1998-2008	11	166
7. Jon Dorenbos	LS	2006-2016	11	162
8. Randy Logan	S	1973-1983	11	159
9. Guy Morriss	C	1973-1983	11	158
10. Jerry Sisemore	T	1973-1984	12	156
11. Trent Cole	DE/LB	2005-2014	10	155
12. Donovan McNabb	QB	1999-2009	11	148
Ken Clarke	DT	1978-1987	10	148
Bobby Walston	K/WR	1951-1962	12	148
15. Jon Runyan	T	2000-2008	9	144
16. Ron Jaworski	QB	1977-1986	10	142
17. William Thomas	LB	1991-1999	9	140
18. Andre Waters	SS	1984-1993	10	137
Wes Hopkins	FS	1983-1993	10	137
20. Herman Edwards	DB	1977-1985	9	135

MOST GAMES PLAYED BY POSITION

Quarterbacks	Pos	Years	Seasons	GP
1. Donovan McNabb	QB	1999-2009	11	148
2. Ron Jaworski	QB	1977-1986	10	142
3. Randall Cunningham	QB	1985-1995	11	122
4. Norm Snead	QB	1964-1970	7	85
5. Sonny Jurgensen	QB	1957-1963	7	83

Offensive Linemen	Pos	Years	Seasons	GP
1. Chuck Bednarik	C/LB	1949-1962	14	169
2. Tra Thomas	T	1998-2008	11	166
3. Guy Morriss	C	1973-1983	11	158
4. Jerry Sisemore	T	1973-1984	12	156
5. Jon Runyan	T	2000-2008	9	144

WRs/TEs	Pos	Years	Seasons	GP
1. Harold Carmichael	WR	1971-1983	13	180
2. Brent Celek	TE	2007-2017	11	167
3. Bobby Walston	K/WR	1951-1962	12	148
4. Pete Retzlaff	E	1956-1966	11	132
5. Charles Smith	WR	1974-1981	8	118

Running Backs	Pos	Years	Seasons	GP
1. Tom Woodeshick	B	1963-1971	9	111
2. Brian Westbrook	RB	2002-2009	8	107
3. Keith Byars	RB	1986-1992	7	105
4. Wilbert Montgomery	RB	1977-1984	8	100
5. Duce Staley	RB	1997-2003	7	98

Defensive Linemen	Pos	Years	Seasons	GP
1. Trent Cole	DE/LB	2005-2014	10	155
2. Ken Clarke	DT	1978-1987	10	148
3. Vic Sears	DT	1941-1953	12	131
4. Hollis Thomas	DT	1996-2005	10	126
5. Clyde Simmons	DE	1986-1993	8	124

Linebackers	Pos	Years	Seasons	GP
1. Chuck Bednarik	C/LB	1949-1962	14	169
2. William Thomas	LB	1991-1999	9	140
3. John Bunting	LB	1972-1982	11	132
4. Frank LeMaster	LB	1974-1982	9	129
5. Seth Joyner	LB	1986-1993	8	120

Secondary	Pos	Years	Seasons	GP
1. Brian Dawkins	FS	1996-2008	13	183
2. Randy Logan	S	1973-1983	11	159
3. Andre Waters	SS	1984-1993	10	137
Wes Hopkins	FS	1983-1993	10	137
5. Herman Edwards	DB	1977-1985	9	135
6. Nate Ramsey	DB	1963-1972	10	134
7. Sheldon Brown	CB	2002-2009	8	128
8. Quintin Mikell	S	2003-2010	8	123
9. Bobby Taylor	CB	1995-2003	9	119
10. Troy Vincent	CB	1996-2003	8	118
Brenard Wilson	S	1979-1986	8	118

Kickers	Pos	Years	Seasons	GP
1. David Akers	K	1999-2010	12	188
2. Bobby Walston	K/WR	1951-1962	12	148
3. Sam Baker	K	1964-1969	6	82
4. Tony Franklin	K	1979-1983	5	73
5. Paul McFadden	K	1984-1987	4	60

Punters	Pos	Years	Seasons	GP
1. Donnie Jones	P	2013-2017	5	72
Max Runager	P	1979-83, 1989	6	72
3. Sean Landeta	P	1999-02, 2005	5	65
4. Sav Rocca	P	2007-2010	4	64
Jeff Feagles	P	1990-1993	4	64
Tom Hutton	P	1995-1998	4	64

ALL-TIME REGULAR SEASON SCORING



ALL-TIME LEADING SCORERS

Player	Years	Games	TDs	XPM	XPA	FGM	FGA	2pt	Pts
1. David Akers	1999-2010 (12)	188	0	441	447	294	357	0	1323
2. Bobby Walston (WR/K)	1951-1962 (12)	148	46	365	383	80	157	0	881
3. Sam Baker	1964-1969 (6)	82	0	205	213	90	153	0	475
4. Harold Carmichael (WR)	1971-1983 (13)	180	79	0	0	0	0	0	474
5. Steve Van Buren (B)	1944-1951 (8)	83	77	2	2	0	0	0	464
6. Tony Franklin	1979-1983 (5)	73	0	172	182	80	128	0	412
7. Brian Westbrook (RB)	2002-2009 (8)	107	68	0	0	0	0	1	410
8. Tommy McDonald (FL)	1957-1963 (7)	88	67	0	0	0	0	0	402
9. Paul McFadden	1984-1987 (4)	60	0	117	119	91	124	0	390
10. Roger Ruzek	1989-1993 (5)	58	0	139	151	81	108	0	382
11. Pete Pihos (E)	1947-1955 (9)	107	63	0	0	0	0	0	378
12. Timmy Brown (B)	1960-1967 (8)	96	62	0	0	0	0	0	372
13. Mike Quick (WR)	1982-1990 (9)	101	61	0	0	0	0	0	366
14. Wilbert Montgomery (RB)	1977-1984 (8)	100	58	0	0	0	0	0	348
15. Alex Henery	2011-2013 (3)	48	0	116	117	74	86	0	338
16. LeSean McCoy (RB)	2009-2014 (6)	90	54	0	0	0	0	1	326
17. Tom Dempsey	1971-1974 (4)	47	0	84	90	66	108	0	282
Pete Retzlaff (E)	1956-1966 (11)	132	47	0	0	0	0	0	282
19. Cliff Patton	1946-1950 (5)	52	0	160	166	28	61	0	244
20. DeSean Jackson (WR)	2008-2013 (6)	87	39	0	0	0	0	0	234

MOST POINTS, SEASON

Player	Year	TDs	XPM	XPA	FGM	FGA	2pt	Pts
1. Cody Parkey	2014	0	54	54	32	36	0	150
2. David Akers	2008	0	45	45	33	40	0	144
3. David Akers	2010	0	47	47	32	38	0	143
4. David Akers	2009	0	43	45	32	37	0	139
5. Caleb Sturgis	2016	0	30	31	35	41	0	135
6. David Akers	2002	0	43	43	30	34	0	133
7. David Akers	2004	0	41	42	27	32	0	122
8. David Akers	2000	0	34	36	29	33	0	121
9. LeSean McCoy (RB)	2011	20	0	0	0	0	0	120
10. Alex Henery	2011	0	46	46	24	27	0	118

Led NFL

Led Conference

LONGEST FIELD GOALS

PLAYER	GAME	LG
1. Jake Elliott	9/24/17 vs. Giants	61
2. Tony Franklin	11/12/79 at Cowboys	59
3. David Akers	9/14/03 vs. Patriots	57
4. Caleb Sturgis	10/30/16 at Cowboys	55
5. Cody Parkey	10/26/14 at Cardinals	54
Tom Dempsey	12/12/71 vs. StL Cardinals	54
7. Jake Elliott	10/1/17 at LA Chargers	53
Caleb Sturgis	9/19/16 at Bears	53
Caleb Sturgis	11/8/15 at Cowboys	53
David Akers	9/30/07 at Giants	53
David Akers	10/24/99 at Dolphins	53
Roger Ruzek	12/9/90 at Dolphins	53

ALL-TIME SCORING

TDs by rushing	1,018
TDs by reception	1,587
TDs by INT return	99
TDs by kickoff return	29
TDs by punt return	32
TDs by fumble return	76
TDs by blocked punt	11
FGs made	1,297

MOST TOUCHDOWNS, Career

PLAYER	TDs
1. Harold Carmichael (WR)	79
2. Steve Van Buren (B)	77
3. Brian Westbrook (RB)	68
4. Tommy McDonald (FL)	67
5. Pete Pihos (E)	63
6. Timmy Brown (B)	62
7. Mike Quick (WR)	61
8. Wilbert Montgomery (RB)	58
9. LeSean McCoy (RB)	54
10. Pete Retzlaff (E)	47

MOST FGs MADE, Career

PLAYER	FGM
1. David Akers	294
2. Paul McFadden	91
3. Sam Baker	90
4. Roger Ruzek	81
5. Tony Franklin	80
Bobby Walston (WR/K)	80
7. Alex Henery	74
8. Tom Dempsey	66
9. Caleb Sturgis	56
10. Gary Anderson	47

MOST FGAs, Career

PLAYER	FGA
1. David Akers	357
2. Bobby Walston (WR/K)	157
3. Sam Baker	153
4. Tony Franklin	128
5. Paul McFadden	124
6. Roger Ruzek	108
Tom Dempsey	108
8. Alex Henery	86
9. Caleb Sturgis	66
10. Cliff Patton	61

MOST PATs MADE, Career

PLAYER	XPM
1. David Akers	441
2. Bobby Walston (WR/K)	365
3. Sam Baker	205
4. Tony Franklin	172
5. Cliff Patton	160
6. Roger Ruzek	139
7. Paul McFadden	117
8. Alex Henery	116
9. Roy Zimmerman	89
10. Tom Dempsey	84

MOST PATs ATT., Career

PLAYER	XPA
1. David Akers	447
2. Bobby Walston (WR/K)	383
3. Sam Baker	213
4. Tony Franklin	182
5. Cliff Patton	166
6. Roger Ruzek	151
7. Paul McFadden	119
8. Alex Henery	117
9. Roy Zimmerman	98
10. Tom Dempsey	90

ALL-TIME REGULAR SEASON SCORING



TOP SINGLE-GAME SCORING PERFORMANCES

MOST POINTS, Game

PLAYER	GAME	PTS
1. Bobby Walston (WR/K)	10/17/1954 at Redskins	25
2. Brian Westbrook (RB)	11/27/2008 vs. Cardinals	24
Irving Fryar (WR)	10/20/1996 vs. Dolphins	24
Wilbert Montgomery (RB)	10/7/1979 vs. Redskins	24
Wilbert Montgomery (RB)	9/10/1978 at Redskins	24
Ben Hawkins (FL)	9/28/1969 vs. Steelers	24
Tommy McDonald (FL)	10/4/1959 vs. Giants	24
Clarence Peaks (B)	11/16/1958 vs. Chi. Cardinals	24

MOST TOUCHDOWNS, Game

PLAYER	GAME	TDS
1. Brian Westbrook (RB)	11/27/2008 vs. Cardinals	4
Irving Fryar (WR)	10/20/1996 vs. Dolphins	4
Wilbert Montgomery (RB)	10/7/1979 vs. Redskins	4
Wilbert Montgomery (RB)	9/10/1978 at Redskins	4
Ben Hawkins (FL)	9/28/1969 vs. Steelers	4
Tommy McDonald (FL)	10/4/1959 vs. Giants	4
Clarence Peaks (B)	11/16/1958 vs. Chi. Cardinals	4

MOST FIELD GOALS MADE, Game

PLAYER	GAME	FGM
1. Tom Dempsey	11/12/1972 at Houston Oilers	6
2. Cody Parkey	11/23/2014 vs. Titans	5
Alex Henery	10/6/2013 at Giants	5
David Akers	11/18/2001 at Cowboys	5
Gary Anderson	12/22/1996 vs. Ari. Cardinals	5
Gary Anderson	10/1/1995 at Saints	5

MOST FIELD GOALS ATTEMPTED, Game

PLAYER	GAME	FGA
1. Tom Dempsey	11/12/1972 at Houston Oilers	7
Sam Baker	12/5/1965 vs. Cowboys	7
3. Cody Parkey	11/23/2014 vs. Titans	6
David Akers	10/3/2004 at Bears	6
Tom Dempsey	10/7/1973 at Bills	6

MOST CONSECUTIVE FIELD GOALS MADE

PLAYER (YEARS)	FGs
1. Alex Henery (2012)	22
2. Caleb Sturgis (2016)	18
3. Cody Parkey (2014)	17
Alex Henery (2011-12) (16 in 2011, 1 in 2012)	17
David Akers (2009)	17
David Akers (2001)	17
7. David Akers (2008)	15
David Akers (2004)	15
9. David Akers (2003)	13
David Akers (1999-2000) (1 in 1999, 12 in 2000)	13

MOST TOUCHDOWNS, Season

PLAYER (YEAR)	TDS
1. LeSean McCoy (2011)	20
2. Steve Van Buren (1945)	18
3. Brian Westbrook (2008)	14
Terrell Owens (2004)	14
Wilbert Montgomery (1979)	14
Steve Van Buren (1947)	14

MOST FGs MADE, Season

PLAYER (YEAR)	FGM
1. Caleb Sturgis (2016)	35
2. David Akers (2008)	33
3. Cody Parkey (2014)	32
David Akers (2010)	32
David Akers (2009)	32

MOST FGA, Season

PLAYER (YEAR)	FGA
1. Caleb Sturgis (2016)	41
2. David Akers (2008)	40
Tom Dempsey (1973)	40
4. David Akers (2010)	38
5. David Akers (2009)	37
Paul McFadden (1984)	37

MOST PATs ATTEMPTED, Season

PLAYER (YEAR)	XPA
1. Cody Parkey (2014)	54
2. Cliff Patton (1948)	50
3. (4 times) last by David Akers (2006)	48

MOST PATs MADE, Season

PLAYER (YEAR)	XPM
1. Cody Parkey (2014)	54
2. Cliff Patton (1948)	50
3. David Akers (2006)	48
Tony Franklin (1980)	48
5. David Akers (2010)	47

MOST CONSECUTIVE GAMES WITH A TD

PLAYER (YEAR)	GAMES
1. LeSean McCoy (2011)	9
2. Steve Van Buren (1947)	8
3. (5 times) last by Ricky Watters (1995)	6

MOST CONSECUTIVE PATs MADE

PLAYER (YEARS)	XPM
1. David Akers (2004-2009)	173
2. David Akers (2001-04)	153
3. Cliff Patton (1947-49)	84

ALL-TIME REGULAR SEASON PASSING



ALL-TIME LEADING PASSERS

Player	Years	Gm	Att	Cmp	Pct	Yds	TD	INT	Lg	QB Rat	INT Pct
1. Donovan McNabb	1999-2009 (11)	148	4,746	2,801	59.0	32,873	216	100	91t	86.5	2.1
2. Ron Jaworski	1977-86 (10)	142	3,918	2,088	53.3	26,963	175	151	99t	74.0	3.9
3. Randall Cunningham	1985-95 (11)	122	3,362	1,874	55.7	22,877	150	105	95t	78.7	3.1
4. Norm Snead	1964-70 (7)	85	2,236	1,154	51.6	15,672	111	124	87t	67.7	5.5
5. Tommy Thompson	1941-50 (8)	88	1,396	723	51.8	10,240	90	100	75t	67.4	7.2
6. Michael Vick	2009-13 (5)	54	1,300	773	59.5	9,984	57	33	91t	87.7	2.5
7. Sonny Jurgensen	1957-63 (7)	83	1,107	602	54.4	9,639	76	73	84	79.1	6.6
8. Bobby Thomason	1952-57 (6)	68	1,113	556	50.0	8,124	57	80	67t	61.2	7.2
9. Norm Van Brocklin	1958-60 (3)	36	998	542	54.3	7,497	55	51	91t	75.7	5.1
10. Roman Gabriel	1973-77 (5)	53	1,185	661	55.8	7,221	47	37	80t	74.2	3.1
11. Nick Foles	2012-14 (3)	28	893	550	61.6	6,753	46	17	68t	94.2	1.9
12. Adrian Burk	1951-56 (6)	70	960	457	47.6	6,203	55	77	84t	54.4	8.0
13. Carson Wentz	2016-17 (2)	24	871	540	62.0	5,845	35	19	73t	86.0	2.2
14. Rodney Peete	1995-98 (4)	30	756	434	57.4	4,945	17	27	62	69.8	3.6
15. Ty Detmer	1996-97 (2)	21	645	372	57.7	4,478	22	19	57	78.2	2.9
16. King Hill	1961-68 (8)	71	635	325	51.2	4,308	29	51	92t	54.8	8.0
17. Sam Bradford	2015 (1)	14	532	346	65.0	3,725	19	14	78t	86.4	2.6
18. Roy Zimmerman	1943-46 (4)	41	435	190	43.7	3,219	30	43	75t	52.7	9.9
19. Mark Sanchez	2014-15 (2)	13	400	257	64.3	3,034	18	15	72	86.6	3.8
20. Pete Liske	1971-72 (2)	28	407	214	52.6	2,930	14	22	69t	64.8	5.4

MOST TD PASSES, Career

PLAYER	TDs
1. Donovan McNabb	216
2. Ron Jaworski	175
3. Randall Cunningham	150
4. Norm Snead	111
5. Tommy Thompson	90
6. Sonny Jurgensen	76
7. Michael Vick	57
Bobby Thomason	57
9. Norm Van Brocklin	55
Adrian Burk	55

MOST ATTEMPTS, Career

PLAYER	ATTs
1. Donovan McNabb	4,746
2. Ron Jaworski	3,918
3. Randall Cunningham	3,362
4. Norm Snead	2,236
5. Tommy Thompson	1,396
6. Michael Vick	1,300
7. Roman Gabriel	1,185
8. Bobby Thomason	1,113
9. Sonny Jurgensen	1,107
10. Norm Van Brocklin	998

MOST COMPLETIONS, Career

PLAYER	COMPs
1. Donovan McNabb	2,801
2. Ron Jaworski	2,088
3. Randall Cunningham	1,874
4. Norm Snead	1,154
5. Michael Vick	773
6. Tommy Thompson	723
7. Roman Gabriel	661
8. Sonny Jurgensen	602
9. Bobby Thomason	556
10. Nick Foles	550

BEST COMP. PCT., Career

PLAYER	COMP%
1. Sam Bradford	65.0
2. Carson Wentz	62.0
3. Nick Foles	61.6
4. Michael Vick	59.5
5. Donovan McNabb	59.0
6. Ty Detmer	57.7
7. Rodney Peete	57.4
8. Roman Gabriel	55.8
9. Randall Cunningham	55.7
10. Sonny Jurgensen	54.4

(min. 500 attempts)

BEST QB RATING, Career

PLAYER	QB RATING
1. Nick Foles	94.2
2. Michael Vick	87.7
3. Donovan McNabb	86.5
4. Sam Bradford	86.4
5. Carson Wentz	86.0
6. Sonny Jurgensen	79.1
7. Randall Cunningham	78.7
8. Ty Detmer	78.2
9. Norm Van Brocklin	75.7
10. Roman Gabriel	74.2

(min. 500 attempts)

MOST INTs, Career

PLAYER	INTs
1. Ron Jaworski	151
2. Norm Snead	124
3. Randall Cunningham	105
4. Donovan McNabb	100
Tommy Thompson	100
6. Bobby Thomason	80
7. Adrian Burk	77
8. Sonny Jurgensen	73
9. King Hill	51
Norm Van Brocklin	51

ALL-TIME REGULAR SEASON PASSING



MOST PASSING YARDS, SEASON

Player	Year	Att	Cmp	Pct	Yds	TD	INT	Lg	QB Rat	INT Pct
1. Donovan McNabb	2008	571	345	60.4	3,916	23	11	90t	86.4	1.9
2. Donovan McNabb	2004	469	300	64.0	3,875	31	8	80	104.7	1.7
3. Randall Cunningham	1988	560	301	53.8	3,808	24	16	80t	77.6	2.9
4. Carson Wentz (rookie)	2016	607	379	62.4	3,782	16	14	73t	79.3	2.3
5. Sam Bradford	2015	532	346	65.0	3,725	19	14	78t	86.4	2.6
6. Sonny Jurgensen	1961	416	235	56.5	3,723	32	24	69	88.1	5.8
7. Donovan McNabb	2009	443	267	60.3	3,553	22	10	60t	92.9	2.3
8. Ron Jaworski	1980	451	257	57.0	3,529	27	12	56t	91.0	2.7
9. Randall Cunningham	1990	465	271	58.3	3,466	30	13	95t	91.6	2.8
10. Ron Jaworski	1985	484	255	52.7	3,450	17	20	99t	70.2	4.1

Led NFL

Led Conference

MOST ATTEMPTS, Season

PLAYER (YEAR)	ATT
1. Carson Wentz (2016)	607
2. Donovan McNabb (2008)	571
3. Donovan McNabb (2000)	569
4. Randall Cunningham (1988)	560
5. Sam Bradford (2015)	532
Randall Cunningham (1989)	532

MOST COMPLETIONS, Season

PLAYER (YEAR)	COMP
1. Carson Wentz (2016)	379
2. Sam Bradford (2015)	346
3. Donovan McNabb (2008)	345
4. Donovan McNabb (2000)	330
5. Randall Cunningham (1988)	301

MOST TD PASSES, Season

PLAYER (YEAR)	TDs
1. Sonny Jurgensen (1961)	32
2. Donovan McNabb (2004)	31
3. Randall Cunningham (1990)	30
4. Norm Snead (1967)	29
5. Nick Foles (2013)	27
Ron Jaworski (1980)	27

BEST COMPLETION PERCENTAGE, Season

PLAYER (YEAR)	COMP%
1. Sam Bradford (2015)	65.03
2. Mark Sanchez (2014)	64.08
3. Nick Foles (2013)	64.04
4. Donovan McNabb (2004)	63.97
5. Michael Vick (2010)	62.63

(min. 250 attempts)

BEST QB RATING, Season

PLAYER (YEAR)	QB RATING
1. Nick Foles (2013)	119.2
2. Donovan McNabb (2004)	104.7
3. Carson Wentz (2017)	101.6
4. Michael Vick (2010)	100.2
5. Donovan McNabb (2006)	95.5
6. Donovan McNabb (2009)	92.9

(min. 250 attempts)

FEWEST INTERCEPTIONS, Season

PLAYER (YEAR)	INTs
1. Nick Foles (2013, 317)	2
2. Carson Wentz (2017, 264)	5
Nick Foles (2012, 265)	5
Bubby Brister (1993, 309)	5
5. Michael Vick (2010, 372)	6
Donovan McNabb (2002, 361)	6
Donovan McNabb (2006, 316)	6

(min. 250 attempts)

LOWEST INT PERCENTAGE, Season

PLAYER (YEAR)	PCT
1. Nick Foles (2013, 2-317)	0.6
2. Donovan McNabb (2007, 7-473)	1.5
3. Michael Vick (2010, 6-372)	1.6
4. Bubby Brister (1993, 5-309)	1.6
5. Donovan McNabb (2002, 6-361)	1.7

(min. 250 attempts)

MOST INTERCEPTIONS, Season

PLAYER (YEAR)	INTs
1. Sonny Jurgensen (1962)	26
2. Norm Snead (1967)	24
Sonny Jurgensen (1961)	24
4. Norm Snead (1969)	23
Adrian Burk (1951)	23

ALL-TIME REGULAR SEASON PASSING



TOP SINGLE-GAME PASSING PERFORMANCES

MOST YARDS, Game

PLAYER	GAME	YARDS
1. Donovan McNabb	12/5/2004 vs. Packers	464
2. Donovan McNabb	11/15/2009 at Chargers	450
3. Randall Cunningham	9/17/1989 vs. at Redskins	447
4. Bobby Thomason	11/8/1953 vs. Giants	437
5. Sonny Jurgensen	10/29/1961 at Redskins	436
6. Nick Foles	12/15/2013 at Vikings	428
Michael Vick	9/15/2013 vs. Chargers	428
8. Sonny Jurgensen	12/16/1962 at StL Cardinals	419
9. Michael Vick	10/2/2011 vs. 49ers	416
10. Nick Foles	10/26/2014 at Cardinals	411

MOST TD PASSES, Game

PLAYER	GAME	TDs
1. Nick Foles	11/3/2013 at Raiders	*7
Adrian Burk	10/17/1954 at Redskins	*7
3. Donovan McNabb	9/18/2005 vs. 49ers	5
Donovan McNabb	12/5/2004 vs. Packers	5
Randall Cunningham	9/17/1989 vs. at Redskins	5
Norm Snead	9/28/1969 vs. Steelers	5
Sonny Jurgensen	12/16/1962 at StL Cardinals	5
Sonny Jurgensen	11/26/1961 vs. Cowboys	5
Adrian Burk	11/28/1954 vs. Redskins	5

* NFL Record

MOST ATTEMPTS, Game

PLAYER	GAME	ATT
1. Nick Foles	10/26/2014 at Cardinals	62
Randall Cunningham	10/2/1989 at Bears	62
3. Carson Wentz	12/4/2016 at Bengals	60
Davey O'Brien	12/1/1940 at Redskins	60
5. Donovan McNabb	11/16/2008 at Bengals	58

MOST COMPLETIONS, Game

PLAYER	GAME	COMP
1. Sam Bradford	12/26/2015 vs Redskins	37
Mark Sanchez	12/20/2014 at Redskins	37
3. Carson Wentz	12/4/2016 at Bengals	36
Sam Bradford	9/14/2015 at Falcons	36
Nick Foles	10/26/2014 at Cardinals	36

BEST COMPLETION PERCENTAGE, Game

PLAYER	GAME	COMP-ATT	PCT
1. Nick Foles	12/22/2013 vs. Bears	21-25	84.0
2. Rodney Peete	9/15/1996 vs. Lions	25-30	83.3
3. Jeff Garcia	11/26/2006 at Colts	19-23	82.6
4. Donovan McNabb	9/23/2007 vs. Lions	21-26	80.8
5. Donovan McNabb	11/16/2003 vs. Giants	24-30	80.0
Donovan McNabb	11/17/2002 vs. Cardinals	20-25	80.0

MOST INTERCEPTIONS, Game

PLAYER	GAME	INTs
1. Pete Liske	9/26/1971 vs. Cowboys	6
Bobby Thomason	10/21/1956 vs. Chi. Cardinals	6

LONGEST PASSING PLAYS

PLAYER (GAME)	YARDS
1. Ron Jaworski to Mike Quick (11/10/1985 vs. Falcons)	99t*
2. Randall Cunningham to Fred Barnett (12/2/1990 at Bills)	95t
3. Randall Cunningham to Herschel Walker (9/4/1994 at Giants)	93
4. King Hill to Ben Hawkins (9/22/1968 vs. Giants)	92t
5. Michael Vick to DeSean Jackson (12/12/2010 at Cowboys)	91t
Donovan McNabb to Terrell Owens (10/30/2005 at Broncos)	91t
Norm Van Brocklin to T. McDonald (10/5/1958 vs. Giants)	91t
8. Donovan McNabb to Hank Baskett (9/7/2008 vs. Rams)	90t
Ron Jaworski to Mike Quick (10/28/1984 vs. StL Cardinals)	90t
10. A.J. Feeley to Hank Baskett (12/31/2006 vs. Falcons)	89t

* NFL Record

MOST CONSECUTIVE COMPLETIONS

PLAYER	GAME(S)	COMP
1. Donovan McNabb	last 10, 11/28/2004 at NYG & first 14, 12/5/2004 vs. Packers	24
2. Donovan McNabb	9/23/2007 vs. Lions	18
3. Donovan McNabb	9/21/2008 vs. Steelers	**15
4. Donovan McNabb	10/23/2005 vs. Chargers	14
5. Donovan McNabb	11/2/2008 at Seahawks	13
	last 12, 11/16/2003 vs. Giants & first 1, 11/23/2003 vs. Saints	13
Bobby Hoying	11/16/1997 at Ravens	13

*Most consecutive pass completions to start a game

ALL-TIME REGULAR SEASON RUSHING



ALL-TIME LEADING RUSHERS

PLAYER	YEARS	GM	ATT	YARDS	AVG	LG	TDs
1. LeSean McCoy	2009-2014 (6)	90	1,461	6,792	4.6	66t	44
2. Wilbert Montgomery	1977-1984 (8)	100	1,465	6,538	4.5	90t	45
3. Brian Westbrook	2002-2009 (8)	107	1,308	5,995	4.6	71t	37
4. Steve Van Buren	1944-1951 (8)	83	1,320	5,860	4.4	70t	69
5. Duce Staley	1997-2003 (7)	98	1,200	4,807	4.0	64t	22
6. Randall Cunningham (QB)	1985-1995 (11)	122	677	4,482	6.6	52t	32
7. Ricky Watters	1995-1997 (3)	48	975	3,794	3.9	57	31
8. Timmy Brown	1960-1967 (8)	96	850	3,703	4.4	61t	29
9. Tom Woodeshick	1963-1971 (9)	111	831	3,563	4.3	57t	21
10. Donovan McNabb (QB)	1999-2009 (11)	148	573	3,249	5.7	54	28
11. Tom Sullivan	1972-1977 (6)	80	871	3,135	3.6	37	17
12. Clarence Peaks	1957-1963 (7)	83	786	2,927	3.7	57	19
13. Keith Byars	1986-1992 (7)	105	750	2,672	3.6	52	17
14. Billy Barnes	1957-1961 (5)	60	689	2,391	3.5	70t	20
15. Herschel Walker	1992-1994 (3)	48	554	2,344	4.2	91t	14
16. Anthony Toney (FB)	1986-1990 (5)	67	639	2,294	3.6	44	14
17. Charlie Garner	1994-1998 (5)	66	495	2,261	4.6	55t	17
18. Correll Buckhalter	2001-2008 (8)	74	476	2,155	4.5	64t	18
19. Heath Sherman	1989-1993 (5)	76	537	2,130	4.0	37	10
20. Michael Vick	2009-2013 (5)	54	298	1,998	6.7	61	15

MOST RUSHING YARDS, SEASON

PLAYER	YEAR	ATT	YARDS	AVG	LG	TDs
1. LeSean McCoy	2013	314	1,607	5.1	57t	9
2. Wilbert Montgomery	1979	338	1,512	4.5	62t	9
3. Ricky Watters	1996	353	1,411	4.0	56t	13
4. Wilbert Montgomery	1981	286	1,402	4.9	41	8
5. Brian Westbrook	2007	278	1,333	4.8	36	7
6. LeSean McCoy	2014	312	1,319	4.2	53	5
7. LeSean McCoy	2011	273	1,309	4.8	60	17
8. Duce Staley	1999	325	1,273	3.9	29	4
Ricky Watters	1995	337	1,273	3.8	57	11
10. Wilbert Montgomery	1978	259	1,220	4.7	47	9
11. Brian Westbrook	2006	240	1,217	5.1	71t	7
12. Steve Van Buren	1949	263	1,146	4.4	41	11
13. Ricky Watters	1997	285	1,110	3.9	28	7
14. LeSean McCoy	2010	207	1,080	5.2	62	7
15. Herschel Walker	1992	267	1,070	4.0	38	8
16. Duce Staley	1998	258	1,065	4.1	64t	5
17. Duce Staley	2002	269	1,029	3.8	57	5
18. Earnest Jackson	1985	282	1,028	3.6	59	5
19. Steve Van Buren	1947	217	1,008	4.6	45	13

Led NFL

Led Conference

MOST ATTEMPTS, Career

PLAYER	ATT
1. Wilbert Montgomery	1,465
2. LeSean McCoy	1,461
3. Steve Van Buren	1,320
4. Brian Westbrook	1,308
5. Duce Staley	1,200
6. Ricky Watters	975
7. Tom Sullivan	871
8. Timmy Brown	850
9. Tom Woodeshick	831
10. Clarence Peaks	786

MOST TOUCHDOWNS, Career

PLAYER	TDs
1. Steve Van Buren	69
2. Wilbert Montgomery	45
3. LeSean McCoy	44
4. Brian Westbrook	37
5. Randall Cunningham (QB)	32
6. Ricky Watters	31
7. Timmy Brown	29
8. Donovan McNabb (QB)	28
9. Duce Staley	22
10. Tom Woodeshick	21

BEST RUSHING AVG, Career

PLAYER	AVG
1. Randall Cunningham (QB)	6.62
2. Donovan McNabb (QB)	5.67
3. LeSean McCoy	4.65
4. Brian Westbrook	4.58
5. Charlie Garner	4.57
6. Correll Buckhalter	4.53
7. Wilbert Montgomery	4.46
8. Steve Van Buren	4.44
9. Timmy Brown	4.36
10. Tom Woodeshick	4.29

(min. 400 attempts)

LONGEST RUSHING PLAYS

PLAYER (GAME)	YARDS
1. Herschel Walker (11/27/94 at Falcons)	91t
2. Wilbert Montgomery (12/19/82 vs. Oilers)	90t
3. Brian Mitchell (10/1/00 vs. Falcons)	85t
4. Swede Hanson (9/16/34 at Packers)	81t
5. Leroy Harris (11/25/79 at Packers)	80
6. Bosh Pritchard (10/23/49 vs. Redskins)	77t
7. Herman Hunter (11/24/85 at Cowboys)	74t
8. Wilbert Montgomery (9/14/80 at Vikings)	72t
9. Brian Westbrook (9/24/06 at 49ers)	71t
John Brewer (10/4/52 vs. Giants)	71t

ALL-TIME REGULAR SEASON RUSHING



TOP SINGLE-GAME RUSHING PERFORMANCES

MOST YARDS, Game

<u>PLAYER</u>	<u>GAME</u>	<u>YARDS</u>
1. LeSean McCoy	12/8/2013 vs. Lions	217
2. Steve Van Buren	11/27/1949 vs. Steelers	205
3. Duce Staley	9/3/2000 at Cowboys	201
4. Wilbert Montgomery	11/4/1979 vs. Browns	197
5. Steve Van Buren	12/18/1949 at Rams	196
6. Wilbert Montgomery	1/11/1981 vs. Cowboys	194
7. Swede Hanson	11/6/1934 vs. Cin. Reds	190
8. Timmy Brown	11/7/1965 at Browns	186
9. LeSean McCoy	10/30/2011 vs. Cowboys	185
10. LeSean McCoy	9/9/2013 at Redskins	184

MOST ATTEMPTS, Game

<u>PLAYER</u>	<u>GAME</u>	<u>ATT</u>
1. Heath Sherman	10/6/1991 at Buccaneers	35
Heath Sherman	11/12/1990 vs. Redskins	35
Steve Van Buren	11/20/1949 vs. NY Bulldogs	35
4. Earnest Jackson	11/17/1985 at StL Cardinals	34
5. Brian Westbrook	12/7/2008 at Giants	33
Ricky Watters	12/10/1995 vs. Cowboys	33
Steve Van Buren	10/3/1949 at Lions	33

MOST TOUCHDOWNS, Game

<u>PLAYER</u>	<u>GAME</u>	<u>TDs</u>
1. LeSean McCoy	12/18/2011 vs. Jets	3
LeSean McCoy	9/19/2010 at Lions	3
Charlie Garner	10/8/1995 vs. Redskins	3
Wilbert Montgomery	12/19/1982 vs. Houston Oilers	3
Wilbert Montgomery	10/7/1979 vs. Redskins	3
Wilbert Montgomery	9/10/1978 at Redskins	3
Tom Sullivan	10/13/1974 vs. Giants	3
Clarence Peaks	11/16/1958 vs. Chi. Cardinals	3
Steve Van Buren	10/17/1948 at Redskins	3
Steve Van Buren	12/14/1947 vs. Packers	3
Steve Van Buren	12/9/1945 vs. Boston Yanks	3

MOST ATTEMPTS, Season

<u>PLAYER (YEAR)</u>	<u>ATT</u>
1. Ricky Watters (1996)	353
2. Wilbert Montgomery (1979)	338
3. Ricky Watters (1995)	337
4. Duce Staley (1999)	325
5. LeSean McCoy (2013)	314

MOST TOUCHDOWNS, Season

<u>PLAYER (YEAR)</u>	<u>TDs</u>
1. LeSean McCoy (2011)	17
2. Steve Van Buren (1945)	15
3. Ricky Watters (1996)	13
Steve Van Buren (1947)	13
5. (three times) last by Ricky Watters (1995)	11

CONSECUTIVE GAMES WITH RUSHING TD

<u>PLAYER (YEAR)</u>	<u>TDs</u>
1. Steve Van Buren (1947)	8
2. Ricky Watters (1995)	6
3. Steve Van Buren (1948)	5
LeSean McCoy (2011)	5
5. (many times) last by Michael Vick (2010)	4

MOST 100-YARD GAMES, Season

<u>PLAYER (YEAR)</u>	<u>GAMES</u>
1. Wilbert Montgomery (1981)	8
2. LeSean McCoy (2013)	7
Wilbert Montgomery (1979)	7
4. LeSean McCoy (2011)	6
Brian Westbrook (2007)	6
Brian Westbrook (2006)	6
Ricky Watters (1996)	6
Wilbert Montgomery (1978)	6
(regular season only)	

CONSECUTIVE 100-YARD RUSHING GAMES

<u>PLAYER (YEAR)</u>	<u>GAMES</u>
1. Steve Van Buren (1948)	4
2. Brian Westbrook (2006)	3
Wilbert Montgomery (1981)	3
Wilbert Montgomery (1979)	3
Wilbert Montgomery (1978)	3

ALL-TIME REGULAR SEASON RECEIVING



ALL-TIME LEADING RECEIVERS

PLAYER	YEARS	GM	REC	YARDS	AVG	LG	TDs
1. Harold Carmichael	1971-1983 (13)	180	589	8,978	15.2	85t	79
2. Pete Retzlaff (TE)	1956-1966 (11)	132	452	7,412	16.4	84	47
3. Brian Westbrook (RB)	2002-2009 (8)	107	426	3,790	8.9	62	29
4. Brent Celek (TE)	2007-2017 (11)	167	389	4,901	12.6	73	30
5. Pete Pihos (E)	1947-1955 (9)	107	373	5,619	15.1	66t	61
6. Keith Byars (RB)	1986-1992 (7)	105	371	3,532	9.5	60	13
7. Mike Quick	1982-1990 (9)	101	363	6,464	17.8	99t	61
8. DeSean Jackson	2008-2013 (6)	87	356	6,117	17.2	91t	32
9. Jeremy Maclin	2009-2014 (6)	75	343	4,771	13.9	83t	36
10. Bobby Walston (WR/K)	1951-1962 (12)	148	311	5,363	17.2	75t	46
11. Fred Barnett	1990-1995 (6)	81	308	4,634	15.0	95t	28
12. LeSean McCoy (RB)	2009-2014 (6)	90	300	2,282	7.6	70	10
13. Jason Avant	2006-2013 (8)	116	297	3,646	12.3	58	12
14. Calvin Williams	1990-1996 (7)	93	295	3,840	13.0	80t	34
15. Zach Ertz (TE)	2013-2017 (5)	69	290	3,368	11.6	60	19
16. Tommy McDonald (FL)	1957-1963 (7)	88	287	5,499	19.2	91t	66
17. Duce Staley (RB)	1997-2003 (7)	98	275	2,498	9.1	52t	10
18. Wilbert Montgomery (RB)	1977-1984 (8)	100	266	2,447	9.2	53t	12
19. Ben Hawkins (FL)	1966-1973 (8)	102	261	4,764	18.3	92t	32
20. John Spagnola (TE)	1979-1987 (8)	111	256	2,833	11.1	57	14

MOST RECEIVING YARDS, Career

PLAYER	YARDS
1. Harold Carmichael	8,978
2. Pete Retzlaff (E)	7,412
3. Mike Quick	6,464
4. DeSean Jackson	6,117
5. Pete Pihos (E)	5,619
6. Tommy McDonald (FL)	5,499
7. Bobby Walston (WR/K)	5,363
8. Brent Celek	4,901
9. Jeremy Maclin	4,771
10. Ben Hawkins (FL)	4,764
11. Fred Barnett	4,634
12. Calvin Williams	3,840
13. Brian Westbrook	3,790
14. Jason Avant	3,646
15. Keith Byars	3,532
16. Harold Jackson	3,493
17. Zach Ertz	3,368
18. Charlie Smith	3,349
19. Timmy Brown	3,346
20. Irving Fryar	3,067

MOST TOUCHDOWNS, Career

PLAYER	TDs
1. Harold Carmichael	79
2. Tommy McDonald (FL)	66
3. Mike Quick	61
Pete Pihos (E)	61
5. Pete Retzlaff (E)	47
6. Bobby Walston (WR/K)	46
7. Jeremy Maclin	36
8. Calvin Williams	34
9. DeSean Jackson	32
Ben Hawkins (FL)	32

MOST RECEIVING YARDS, Season

PLAYER (YEAR)	YARDS
1. Mike Quick (1983)	1,409
2. DeSean Jackson (2013)	1,332
3. Jeremy Maclin (2014)	1,318
4. Irving Fryar (1997)	1,316
5. Ben Hawkins (1967)	1,265
6. Mike Quick (1985)	1,247
7. Terrell Owens (2004)	1,200
8. Irving Fryar (1996)	1,195
9. Pete Retzlaff (1965)	1,190
10. DeSean Jackson (2009)	1,156
11. Tommy McDonald (1962)	1,146
12. Tommy McDonald (1961)	1,144
13. Fred Barnett (1994)	1,127
14. Harold Carmichael (1973)	1,116
Harold Jackson (1969)	1,116
16. Kevin Curtis (2007)	1,110
17. Fred Barnett (1992)	1,083
18. Harold Carmichael (1978)	1,072
19. DeSean Jackson (2010)	1,056
20. Mike Quick (1984)	1,052
21. Pete Pihos (1953)	1,049
22. Harold Jackson (1972)	1,048
23. Harold Carmichael (1981)	1,028

MOST RECEPTIONS, SEASON

PLAYER	YEAR	REC	YDS	AVG	LG	TDs
1. Brian Westbrook (RB)	2007	90	771	8.6	57t	5
2. Irving Fryar	1996	88	1,195	13.6	42	11
3. Irving Fryar	1997	86	1,316	15.3	72t	6
4. Jordan Matthews	2015	85	997	11.7	78t	8
Jeremy Maclin	2014	85	1,318	15.5	72	10
6. DeSean Jackson	2013	82	1,332	16.2	61t	9
7. Keith Byars (RB)	1990	81	819	10.1	54	3
Keith Jackson (TE)	1988	81	869	10.7	41	6
9. Zach Ertz (TE)	2016	78	816	10.5	30	4
LeSean McCoy (RB)	2010	78	592	7.6	40	2
Fred Barnett	1994	78	1,127	14.4	54	5

Led NFL

Led Conference

ALL-TIME REGULAR SEASON RECEIVING



TOP SINGLE-GAME RECEIVING PERFORMANCES

MOST YARDS, Game

<u>PLAYER</u>	<u>GAME</u>	<u>YARDS</u>
1. Tommy McDonald (FL)	12/10/1961 vs. Giants	237
2. Kevin Curtis (WR)	9/23/2007 vs. Lions	221
3. DeSean Jackson (WR)	12/12/2010 at Cowboys	210
4. Pete Retzlaff (E)	11/14/1965 vs. Redskins	204
5. Bud Grant (E)	12/7/1952 vs. Dallas Texans	203
6. Timmy Brown (B)	12/16/1962 at StL Cardinals	199
7. Ben Hawkins (FL)	10/22/1967 at StL Cardinals	197
8. DeSean Jackson (WR)	12/15/2013 at Vikings	195
9. Harold Jackson (WR)	10/11/1970 at Giants	194
10. DeSean Jackson (WR)	9/15/2013 vs. Chargers	193
Fred Barnett (WR)	9/13/1992 at Pho. Cardinals	193

MOST RECEPTIONS, Game

<u>PLAYER</u>	<u>GAME</u>	<u>REC</u>
1. Zach Ertz (TE)	12/20/2014 at Redskins	15
2. Brian Westbrook (RB)	11/4/2007 vs. Cowboys	14
Don Looney (E)	12/1/1940 at Redskins	14
4. Zach Ertz (TE)	1/1/17 vs. Cowboys	13
Zach Ertz (TE)	12/26/2015 vs. Redskins	13
Jeremy Maclin (WR)	9/18/2011 at Falcons	13
7. Jeremy Maclin (WR)	10/26/2014 at Cardinals	12
LeSean McCoy (RB)	10/3/2010 vs. Redskins	12
Brian Westbrook (RB)	11/19/2006 vs. Titans	12
Keith Byars (RB)	9/30/1990 vs. Colts	12
Keith Jackson (TE)	11/19/1989 vs. Vikings	12
Keith Jackson (TE)	9/17/1989 at Redskins	12
John Spagnola (TE)	10/6/1985 at Saints	12
Harold Carmichael (WR)	10/14/1973 at StL Cardinals	12

MOST TOUCHDOWNS, Game

<u>PLAYER</u>	<u>GAME</u>	<u>TDS</u>
1. Irving Fryar	10/20/1996 vs. Dolphins	4
Ben Hawkins (FL)	9/28/1969 vs. Steelers	4
3. (23 times) last by Riley Cooper on 11/3/2013 at Raiders		3

MOST TOUCHDOWNS, Season

<u>PLAYER (YEAR)</u>	<u>TDs</u>
1. Terrell Owens (2004)	14
2. Mike Quick (1983)	13
Tommy McDonald (1961)	13
Tommy McDonald (1960)	13
5. (seven times) last by Irving Fryar (1996).	11

CONSECUTIVE GAMES WITH REC. TD

<u>PLAYER (YEAR)</u>	<u>GAMES</u>
1. Mike Quick (1985)	6
Pete Pihos (1947-48).	6
3. (five times) last by DeSean Jackson (2009).	5

MOST 100-YD RECEIVING GAMES, Season

<u>PLAYER (YEAR)</u>	<u>GAMES</u>
1. Terrell Owens (2004)	7
2. Irving Fryar (1997).	6
Mike Quick (1983)	6
4. (nine times) last by DeSean Jackson (2013).	5

CONSECUTIVE 100-YD RECEIVING GAMES

<u>PLAYER (YEAR)</u>	<u>GAMES</u>
1. Terrell Owens (2004)	5
Harold Jackson (last 2 in 1971, first 3 in 1972)	5
3. Mike Quick (1983)	4
4. (seven times) last by Irving Fryar (1996).	3

ALL-TIME REGULAR SEASON SCRIMMAGE YDS



ALL-TIME LEADERS IN TOTAL YARDS FROM SCRIMMAGE

PLAYER	YEARS	GM	TOUCHES	YARDS	AVG	YDS/G	TDs
1. Brian Westbrook (RB)	2002-2009 (8)	107	1,734	9,785	5.6	91.4	66
2. LeSean McCoy (RB)	2009-2014 (6)	90	1,761	9,074	5.2	100.8	54
3. Harold Carmichael (WR)	1971-1983 (13)	180	598	9,042	15.1	50.2	79
4. Wilbert Montgomery (RB)	1977-1984 (8)	100	1,731	8,985	5.2	89.9	57
5. Pete Retzlaff (E)	1956-1966 (11)	132	458	7,408	16.2	56.1	47
6. Duce Staley (RB)	1997-2003 (7)	98	1,475	7,305	5.0	74.5	32
7. Timmy Brown (RB)	1960-1967 (8)	96	1,081	7,049	6.5	73.4	55
8. DeSean Jackson (WR)	2008-2013 (6)	87	413	6,490	15.7	74.6	35
9. Mike Quick (WR)	1982-1990 (9)	101	364	6,459	17.7	64.0	61
10. Steve Van Buren (B)	1944-1951 (8)	83	1,365	6,383	4.7	76.9	72
11. Keith Byars (RB)	1986-1992 (7)	105	1,121	6,204	5.5	59.1	30
12. Pete Pihos (E)	1947-1955 (9)	107	382	5,615	14.7	52.5	61
13. Tommy McDonald (FL)	1957-1963 (7)	88	304	5,521	18.2	62.7	66
14. Bobby Walston (WR/K)	1951-1962 (12)	148	315	5,375	17.1	36.3	46
15. Ricky Watters (RB)	1995-1997 (3)	48	1,136	5,112	4.5	106.5	32
16. Brent Celek (TE)	2007-2017 (11)	167	389	4,901	12.6	29.3	30
17. Jeremy Maclin (WR)	2009-2014 (6)	75	349	4,801	13.8	64.0	36
18. Ben Hawkins (FL)	1966-1973 (8)	102	271	4,772	17.6	46.8	32
19. Tom Woodeshick (B)	1963-1971 (9)	111	956	4,736	5.0	42.7	27
20. Fred Barnett (WR)	1990-1995 (6)	81	312	4,632	14.8	57.2	28

MOST TOTAL YARDS FROM SCRIMMAGE, SEASON

PLAYER	YEAR	TOUCHES	YARDS	AVG	YDS/GM	TDs
1. LeSean McCoy	2013	366	2,146	5.9	134.1	11
2. Brian Westbrook	2007	368	2,104	5.7	140.3	12
3. Wilbert Montgomery	1979	379	2,006	5.3	125.4	14
4. Wilbert Montgomery	1981	335	1,923	5.7	128.2	10
5. Brian Westbrook	2006	317	1,916	6.0	127.7	11
6. Ricky Watters	1996	404	1,855	4.6	115.9	13
7. Ricky Watters	1995	399	1,707	4.3	106.7	12
8. LeSean McCoy	2010	285	1,672	5.9	111.5	9
9. LeSean McCoy	2011	321	1,624	5.1	108.3	20
10. Duce Staley	2002	320	1,570	4.9	98.1	8

MOST TOUCHES, Career

PLAYER	TOUCHES
1. LeSean McCoy	1,761
2. Brian Westbrook	1,734
3. Wilbert Montgomery	1,731
4. Duce Staley	1,475
5. Steve Van Buren	1,365
6. Ricky Watters	1,136
7. Keith Byars	1,121
8. Timmy Brown	1,081
9. Tom Sullivan	1,032
10. Clarence Peaks	961

BEST YARDS/TOUCH, Career

PLAYER	AVG
1. Timmy Brown	6.52
2. Brian Westbrook	5.64
3. Keith Byars	5.53
4. Wilbert Montgomery	5.19
5. LeSean McCoy	5.15
6. Tom Woodeshick	4.95
7. Duce Staley	4.95
8. Clarence Peaks	4.77
9. Steve Van Buren	4.68
10. Billy Barnes	4.53

(min. 750 touches)

MOST TOUCHES, Season

PLAYER (YEAR)	TOUCHES
1. Ricky Watters (1996)	404
2. Ricky Watters (1995)	399
3. Wilbert Montgomery (1979)	379
4. Brian Westbrook (2007)	368
5. LeSean McCoy (2013)	366
6. Duce Staley (1999)	366

BEST YARDS/TOUCH, Season

PLAYER (YEAR)	AVG
1. Timmy Brown (1965)	7.42
2. Timmy Brown (1962)	7.38
3. Herschel Walker (1994)	6.31
4. Steve Van Buren (1945)	6.24
5. Brian Westbrook (2003)	6.14
6. Keith Byars (1991)	6.07

(min. 150 touches)

TOP SINGLE-GAME SCRIMMAGE YARD TOTALS

MOST YARDS, Game

PLAYER	GAME	YARDS
1. Duce Staley	9/3/2000 at Cowboys	262
2. Timmy Brown	12/16/1962 at Cardinals	249
3. Wilbert Montgomery	11/4/1979 vs. Browns	237
4. Tommy McDonald	12/10/1961 vs. Giants	237
5. Duce Staley	11/11/2001 vs. Vikings	231

MOST TOUCHES, Game

PLAYER	GAME	TOUCHES
1. Brian Westbrook	12/7/2008 at Giants	39
Ricky Watters	12/10/1995 vs. Cowboys	39
Heath Sherman	11/12/1990 vs. Redskins	39
4. Heath Sherman	10/6/1991 at Buccaneers	37
5. Ricky Watters	10/8/1995 vs. Redskins (ot)	36

ALL-TIME REGULAR SEASON INTERCEPTIONS



ALL-TIME INTERCEPTION LEADERS

PLAYER	YEARS	INTs	YARDS	AVG	LG	TDs
1. Brian Dawkins	1996-2008 (13)	34	515	15.1	67t	2
Eric Allen	1988-94 (7)	34	482	14.2	94t	5
Bill Bradley	1969-76 (8)	34	536	15.8	56t	1
4. Herman Edwards	1977-85 (9)	33	98	3.0	25	1
5. Wes Hopkins	1983-93 (10)	30	241	8.0	33	1
6. Don Burroughs	1960-64 (5)	29	351	12.1	46	0
7. Troy Vincent	1996-2003 (8)	28	341	12.2	90t	1
8. Joe Scarpati	1964-69 (6)	24	402	16.8	67t	3
Ernie Steele	1942-48 (6)	24	404	16.8	62	0
10. Asante Samuel	2008-11 (4)	23	304	13.2	50t	2
Roynell Young	1980-88 (9)	23	106	4.6	33	0
Randy Logan	1973-83 (11)	23	293	12.7	45	0

MOST INTERCEPTIONS, SEASON

PLAYER	YEAR	INTs	YARDS	AVG	LG	TDs
1. Bill Bradley	1971	11	248	22.5	51	0
2. Asante Samuel	2009	9	117	13.0	37	0
Bill Bradley	1972	9	73	8.1	21	0
Don Burroughs	1960	9	124	13.8	46	0
Ed "Bibbles" Bawel	1955	9	168	18.7	42t	2
6. Eric Allen	1989	8	38	4.8	18	0
Terry Hoage	1988	8	116	14.5	38	0
Joe Scarpati	1966	8	182	22.8	32	0
Bob Hudson	1954	8	89	11.1	32	0
Tom Brookshier	1953	8	41	5.1	22	0
Ed "Bibbles" Bawel	1952	8	121	15.1	35	0
Joe Sutton	1950	8	67	8.4	32	0

TOP SINGLE-GAME INT PERFORMANCES

MOST INTERCEPTIONS, Game

PLAYER	GAME	INTS
1. Russ Craft	9/24/1950 at Chi. Cardinals	*4
2. Kurt Coleman	10/16/2011 at Redskins	3
Joe Scarpati	10/23/1966 at Giants	3
Jim Nettles	12/12/1965 at Steelers	3
Nate Ramsey	11/28/1965 at StL Cardinals	3
Don Burroughs	12/3/1961 at Steelers	3
Chuck Weber	9/30/1960 at Cowboys	3
Joe Sutton	9/24/1950 at Chi. Cardinals	3
Gil Steinke	11/10/1946 at Giants	3
Roy Zimmerman	12/9/1945 vs. Boston Yanks	3
Roy Zimmerman	12/10/1944 vs. Cleveland Rams	3

* NFL record

MOST INTERCEPTION RETURN YARDS, Game

PLAYER	GAME	YDS
1. Frank LeMaster	12/21/1975 at Redskins	114
2. Lito Sheppard	10/8/2006 vs. Cowboys	102
3. Lito Sheppard	11/15/2004 at Cowboys	101
4. Malcolm Jenkins	12/6/2015 at Patriots	99
Jerry Norton	10/5/1957 vs. Giants	99

MOST INTERCEPTIONS RETURNED FOR TD, Game

PLAYER	GAME	TDs
1. Eric Allen	12/26/1993 vs. Saints	2

MOST INT RETURN YDS, Career

PLAYER	YARDS
1. Bill Bradley	536
2. Brian Dawkins	515
3. Eric Allen	482
4. Lito Sheppard	460
5. Ernie Steele	404

MOST INTs RETURNED FOR TD, Career

PLAYER	TDs
1. Eric Allen	5
2. Malcolm Jenkins	4
3. Sheldon Brown	3
Lito Sheppard	3
Joe Scarpati	3

MOST INT RETURN YDS, Season

PLAYER (INTs, YEAR)	YARDS
1. Bill Bradley (11, 1971)	248
2. Eric Allen (6, 1993)	201
3. Joe Scarpati (8, 1966)	182
4. Lito Sheppard (5, 2004)	172
5. Ed "Bibbles" Bawel (9, 1955)	168

MOST INTs RETURNED FOR TD, Season

PLAYER (YEAR)	TDs
1. Eric Allen (1993)	*4
2. Malcolm Jenkins (2016)	2
Lito Sheppard (2004)	2
Seth Joyner (1992)	2
Ed Bawel (1955)	2

* NFL record

MOST INTs BY A NON-DB, Season

PLAYER (YEAR)	INTs
1. William Thomas, LB (1995)	7
2. Chuck Weber, LB (1960)	6
Chuck Bednarik, LB (1953)	6
4. Jordan Hicks, LB (2016)	5
Bill Bergey, LB (1974)	5

LONGEST INTERCEPTION RETURNS

PLAYER (GAME)	YARDS
1. James Willis intercepted pass 4 yds. deep in the end zone and returned it 14 yds. before laterally to Troy Vincent, who ran 90 yds. (11/3/1996 at Cowboys - QB Troy Aikman)	104t
2. Lito Sheppard (10/8/2006 vs. Cowboys - QB Drew Bledsoe)	102t
3. Lito Sheppard (11/15/2004 at Cowboys - QB V. Testaverde)	101t
4. Malcolm Jenkins (12/6/2015 at Patriots - QB Tom Brady) Jerry Norton (10/5/1957 vs. Giants - QB Charlie Conerly, deflected off goal post)	99t
6. Eric Allen (10/3/1993 at Jets - QB Boomer Esiason)	94t
Irv Cross (10/25/1964 at Steelers - QB Terry Nofsinger)	94t
8. Jack Hinkle (10/9/1943 vs. Giants - QB Tuffy Leemans)	91

ALL-TIME REGULAR SEASON SACKS



ALL-TIME LEADERS IN SACKS

PLAYER	YEARS	SACKS
1. Reggie White (DE)	1985-92	124.0
2. Trent Cole (DE/LB)	2005-14	85.5
3. Clyde Simmons (DE)	1986-93	76.0
4. Hugh Douglas (DE)	1998-2002, 2004	54.5
5. Greg Brown (DE)	1982-86	50.5
6. Andy Harmon (DT)	1991-97	39.5
7. Seth Joyner (LB)	1986-93	37.0
8. William Fuller (DE)	1994-96	35.5
9. Brandon Graham (DE/LB)	2010-17	34.0
Dennis Harrison (DE)	1978-84	34.0
11. Fletcher Cox (DT)	2012-17	33.0
William Thomas (LB)	1991-99	33.0
13. Ken Clarke (DT)	1982-87	32.5
14. Corey Simon (DT)	2000-04	32.0
15. Connor Barwin (DE/LB)	2013-16	31.5
Juqua Parker (DE)	2005-11	31.5
Mike Mamula (DE)	1995-2000	31.5
18. Jerome Brown (DT)	1987-91	29.5
19. Darwin Walker (DT)	2000-06	27.5
20. Jason Babin (DE)	2009, 2011-12	26.0

Note: only includes figures since 1982 when sacks first became an official NFL statistic

MOST SACKS, SEASON

PLAYER	YEAR	SACKS
1. Reggie White (DE)	1987	21.0
2. Clyde Simmons (DE)	1992	19.0
3. Jason Babin (DE)	2011	18.0
Reggie White (DE)	1988	18.0
Reggie White (DE)	1986	18.0
6. Greg Brown (DE)	1984	16.0
7. Clyde Simmons (DE)	1989	15.5
8. Hugh Douglas (DE)	2000	15.0
Reggie White (DE)	1991	15.0
10. Connor Barwin (LB)	2014	14.5

MOST SACKS, GAME

PLAYER	GAME	SACKS
1. Hugh Douglas (DE)	10/18/1998 at Chargers	4.5
Clyde Simmons (DE)	9/15/1991 at Cowboys	4.5
3. Reggie White (DE)	9/25/1988 at Vikings	4.0
Reggie White (DE)	11/30/1986 at LA Raiders	4.0
Reggie White (DE)	11/2/1986 at StL Cardinals	4.0
Garry Cobb (LB)	10/5/1986 at Falcons	4.0
Greg Brown (DE)	12/16/1984 at Falcons	4.0

MOST CONSECUTIVE GAMES WITH A SACK

PLAYER	YEAR	GAMES
1. Reggie White (last 4 games in 1986 and first 4 in '87)		8
Reggie White (last 7 games in 1987 and first in '88)		8
3. William Fuller	1994	7
Dennis Harrison	1982	7
5. Clyde Simmons	1992	6

LONGEST FUMBLE RETURN FOR A TD

PLAYER	GAME	YARDS
1. Mike Patterson	9/24/2006 at 49ers	98t
2. Joselio Hanson	12/28/2008 vs. Cowboys	96t
Joe Lavender	9/23/1974 vs. Cowboys	96t
4. Joe Carter	9/25/1938 vs. NY Giants	92t
5. Bob Pylman	9/25/1938 vs. NY Giants	88t
6. Will Wynn	12/1/1974 vs. Packers	87t
7. Walter Thurmond	1/3/2016 at Giants	83t
8. Sheldon Brown	10/9/2005 at Cowboys	80t
9. Chris Clemons	12/28/2008 vs. Cowboys	73t
10. Reggie White	9/13/1987 at Redskins	70t

MOST FUMBLE RETURNS FOR TD, CAREER

PLAYER	YEARS	TDs
1. Seth Joyner	1986-93	3
2. Fletcher Cox	2012-17	2
Juqua Parker	2005-11	2
Sheldon Brown	2002-09	2
Kevin Curtis	2007-09	2
William Thomas	1991-97	2
Reggie White	1985-92	2
Clyde Simmons	1986-90	2
Greg Brown	1981-84	2
Will Wynn	1973-76	2

MOST BLOCKED PUNTS RETURNED FOR TD

PLAYER	TDs
1. (11 times) last Najee Goode (12/6/15 at Patriots) (24 yards)	1

MOST BLOCKED FGs RETURNED FOR TD

PLAYER	TDs
1. (2 times) last Matt Ware (10/23/05 vs. Chargers) (65 yards)	1

LONGEST RETURN AFTER MISSED FIELD GOAL

PLAYER	GAME	YARDS
1. Al Nelson	9/26/1971 vs. Cowboys	101t
2. Al Nelson	12/11/1966 vs. Browns	100t
3. Timmy Brown	9/16/1962 vs. StL Cardinals	99

ALL-TIME REGULAR SEASON PUNTING



ALL-TIME LEADING PUNTERS, GROSS AVERAGE (min. 100 punts)

Player	Years	Punts	Yards	Gross	Net	In20	Lg	Blk
1. Donnie Jones	2013-2017 (5)	339	15,416	45.47	40.5	126	72	3
2. Joe Muha	1946-1950(5)	179	7,688	42.95	NA	NA	82	2
3. Sav Rocca	2007-2010 (4)	299	12,817	42.87	37.6	102	65	1
4. Sean Landeta	1999-2002, 2005 (5)	376	16,092	42.80	35.9	96	64	1
5. King Hill	1961-1968(8)	254	10,765	42.38	NA	NA	80	0

BEST GROSS PUNTING AVERAGE, SEASON (min. 40 punts)

Name	Year	Punts	Yards	Gross	Net	In20	Lg	Blk
1. Joe Muha	1948	57	2,694	47.26	NA	NA	82	0
2. Donnie Jones	2015	86	4,038	46.95	41.6	29	64	2
3. Mat McBriar	2012	55	2,560	46.55	36.5	13	66	1
4. Donnie Jones	2016	63	2,888	45.84	40.7	21	72	0
5. Donnie Jones	2013	82	3,681	44.89	40.5	33	70	1

ALL-TIME LEADING PUNTERS, NET AVERAGE (min. 100 punts)

Player	Years	Punts	Yards	Gross	Net	In20	Lg	Blk
1. Donnie Jones	2013-2017 (5)	339	15,416	45.47	40.5	126	72	3
2. Sav Rocca	2007-2010 (4)	299	12,817	42.87	37.6	102	65	1
3. Dirk Johnson	2003-2006(4)	268	11,180	41.72	36.0	79	62	0
4. Sean Landeta	1999-2002, 2005 (5)	376	16,092	42.80	35.9	96	64	1
5. Jeff Feagles	1990-1993(3)	324	13,448	41.51	35.4	106	77	3

BEST NET PUNTING AVERAGE, SEASON (min. 40 punts)

Name	Year	Punts	Yards	Gross	Net	In20	Lg	Blk
1. Donnie Jones	2015	86	4,038	47.0	41.6	29	64	2
2. Donnie Jones	2016	63	2,888	45.8	40.7	21	72	0
3. Donnie Jones	2013	82	3,681	44.9	40.5	33	70	1
4. Sav Rocca	2010	73	3,195	43.8	39.0	28	63	0
5. Donnie Jones	2014	76	3,331	43.8	38.9	34	68	0

Note: net average became an official stat in 1976

Led NFL

Led Conference

MOST PUNTS, Career

PLAYER	PUNTS
1. Adrian Burk	393
2. Sean Landeta	376
3. Tom Hutton	349
4. John Teltschik	345
5. Max Runager	332

MOST PUNTS INSIDE 20, Career

PLAYER	IN20
1. Donnie Jones	126
2. Jeff Feagles	106
3. Sav Rocca	102
4. Sean Landeta	96
5. Dirk Johnson	79

Inside-the-20 became official stat in 1976

MOST PUNTS, Season

PLAYER (YEAR)	PUNTS
1. John Teltschik (1986)	108
2. Sean Landeta (1999)	107
3. Tom Hutton (1998)	104
4. John Teltschik (1988)	98
5. Sean Landeta (2001)	97

MOST PUNTS INSIDE 20, Season

PLAYER (YEAR)	IN20
1. Donnie Jones (2014)	34
2. Donnie Jones (2013)	33
3. Jeff Feagles (1993)	31
4. Donnie Jones (2015)	29

Jeff Feagles (1991) 29
Inside-the-20 became official stat in 1976

TOP SINGLE-GAME PUNTING PERFORMANCES

LONGEST PUNT

PLAYER	GAME	YARDS
1. Randall Cunningham	12/3/1989 at Giants	91
2. Joe Muha	10/10/1948 vs. Giants	82
3. Randall Cunningham	10/16/1994 at Cowboys	80
King Hill	11/11/1962 vs. Packers	80
5. Jeff Feagles	9/15/1991 at Cowboys	77

MOST PUNTS, Game

PLAYER	GAME	PUNTS
1. John Teltschik	12/6/1987 at NY Giants	15
2. Adrian Burk	12/12/1954 vs. Giants	12
Adrian Burk	11/2/1952 at Packers	12
Len Barnum	10/4/1942 vs. Redskins	12
Emmett Mortell	10/10/1937 at Redskins	12

BEST GROSS PUNTING AVERAGE, Game (min. 4 punts)

PLAYER	GAME	AVG.
1. Mat McBriar	10/14/2012 vs. Lions	56.6
2. Chas Henry	9/9/2012 at Browns	55.0
3. Donnie Jones	10/19/2015 vs. Giants	54.3
4. Donnie Jones	9/15/2014 at Colts	53.8
5. Len Barnum	9/13/1942 at Steelers	53.5
Len Barnum	9/20/1942 at Cleveland Rams	53.5

BEST NET PUNTING AVERAGE, Game (min. 4 punts, since 1976)

PLAYER	GAME	AVG.
1. Donnie Jones	11/17/2013 vs. Redskins	50.7
2. Donnie Jones	10/19/2015 vs. Giants	49.0
Sean Landeta	9/23/2001 at Seahawks	49.0
4. Jeff Feagles	10/5/1992 vs. Cowboys	48.8
5. Donnie Jones	12/22/2016 vs. Giants	47.8

ALL-TIME REGULAR SEASON PUNT RETURNS



ALL-TIME LEADING PUNT RETURNERS (min. 20 returns)

Player	Years	PR	FC	Yds	Avg	Lg	TDs
1. Ernie Steele	1942-48 (6)	44	NA	737	16.75	80t	1
2. Steve Van Buren	1944-51 (8)	34	NA	473	13.91	55t	2
3. Pat McHugh	1947-51 (5)	31	NA	402	12.97	69t	1
4. Brian Westbrook	2002-09 (8)	39	21	498	12.77	84t	2
5. Darren Sproles	2014-17 (4)	95	52	1,186	12.48	89t	4
6. Brian Mitchell	2000-02 (3)	117	66	1,369	11.70	76t	2
7. Frank Reagan	1949-51 (3)	27	NA	304	11.26	42	1
8. Bosh Pritchard	1942, 1947-51 (6)	91	NA	975	10.71	55t	1
9. Vai Sikahema	1992-93 (2)	73	30	778	10.66	87t	1
10. Larry Marshall	1974-77 (4)	104	16	1,086	10.44	48	0
11. Damaris Johnson	2012-13 (2)	38	35	391	10.29	98t	1

BEST PUNT RETURN AVERAGE, SEASON (min. 15 returns)

Player	Year	PR	FC	Yds	Avg	Lg	TDs
1. Steve Van Buren	1944	15	NA	230	15.33	55	1
2. Brian Westbrook	2003	20	16	306	15.30	84t	2
3. DeSean Jackson	2009	29	15	441	15.21	85t	2
4. Alvin Haymond	1968	15	6	201	13.40	54t	1
5. Darren Sproles	2016	17	13	224	13.18	66	0
6. Darren Sproles	2014	39	16	506	12.97	82t	2
7. Reno Mahe	2005	21	9	269	12.81	44	0
8. Frank Reagan	1949	21	NA	266	12.67	42	1
9. Kelvin Martin	1995	17	10	214	12.59	38	0
10. Vai Sikahema	1992	40	10	503	12.58	87t	1
11. Brian Mitchell	2002	46	11	567	12.32	76t	1

Led NFL

Led Conference

TOP SINGLE-GAME PUNT RETURN PERFORMANCES

MOST PUNT RETURN YARDS, Game

PLAYER	GAME	YARDS
1. Alvin Haymond	10/6/1968 at Redskins	140
2. Darren Sproles	12/6/2015 at Patriots	115
3. Vai Sikahema	11/22/1992 at NY Giants	111
4. Kenjon Barner	10/8/2017 vs. Cardinals	110
5. Reno Mahe	12/5/2005 vs. Seahawks	108

MOST PUNT RETURNS, Game

PLAYER	GAME	PR
1. Larry Marshall	9/18/1977 vs. Buccaneers	9
2. DeSean Jackson	9/7/2008 vs. Rams	8
Evan Cooper	10/26/1986 vs. Chargers	8
Vai Sikahema	12/13/1992 at Seahawks	8
5. (7 times) last by Reno Mahe	12/5/2005 vs. Seahawks	7

BEST PUNT RETURN AVERAGE, Game (min. 3 punt returns)

PLAYER	GAME	AVG.
1. Kenjon Barner	10/8/2017 vs. Cardinals	36.7
2. Brian Mitchell	11/25/2002 at 49ers	33.0
3. Darren Sproles	9/27/2015 at NY Jets	29.7
4. Darren Sproles	9/18/2014 at 49ers	28.7
5. Darren Sproles	11/10/2014 vs. Panthers	28.3
Clyde Scott	10/30/1949 at Steelers	28.3

MOST PUNT RETURNS, Career

PLAYER	RETURNS
1. Wally Henry	148
2. DeSean Jackson	131
3. Brian Mitchell	117
John Sciarra	117
5. Bill Bradley	111

MOST PUNT RETURN YARDS, Career

PLAYER	YARDS
1. Brian Mitchell	1,369
2. DeSean Jackson	1,294
3. Wally Henry	1,231
4. Darren Sproles	1,186
5. Larry Marshall	1,086

MOST PUNT RETURN TDs, Career

PLAYER	TDs
1. Darren Sproles	4
DeSean Jackson	4
3. Brian Westbrook	2
Brian Mitchell	2
Steve Van Buren	2

MOST PUNT RETURNS, Season

PLAYER (YEAR)	RETURNS
1. Wally Henry (1981)	54
2. Rod Harris (1991)	53
3. DeSean Jackson (2008)	50
4. Brian Mitchell (2002)	46
Larry Marshall (1977)	46

MOST PUNT RETURN YARDS, Season

PLAYER (YEAR)	YARDS
1. Brian Mitchell (2002)	567
2. Darren Sproles (2014)	506
3. Vai Sikahema (1992)	503
4. Larry Marshall (1977)	489
5. Brian Mitchell (2001)	467

MOST PUNT RETURN TDs, Season

PLAYER (YEAR)	TDs
1. Darren Sproles (2015)	2
Darren Sproles (2014)	2
DeSean Jackson (2009)	2
Brian Westbrook (2003)	2

LONGEST PUNT RETURNS

PLAYER (GAME)	YARDS
1. Damaris Johnson (12/2/2012 at Cowboys)	98t
2. Darren Sproles (9/27/2015 at Jets)	89t
3. Vai Sikahema (11/22/1992 at Giants)	87t
4. DeSean Jackson (9/13/2009 at Panthers)	85t
5. Brian Westbrook (10/19/2003 at Giants)	84t
6. Darren Sproles (12/6/2015 at Patriots)	83t
7. Darren Sproles (9/28/2014 at 49ers)	82t
8. Brian Westbrook (12/21/2003 vs. 49ers)	81t
Tommy McDonald (10/4/1959 vs. Giants)	81t
10. Ernie Steele (10/25/1942 at Bears)	(lateral) 80t

ALL-TIME REGULAR SEASON KICKOFF RETURNS



ALL-TIME LEADING KICKOFF RETURNERS (min. 25 returns)

Player	Years	KOR	Yds	Avg	Lg	TDs
1. Josh Huff	2014-16 (3)	42	1,165	27.74	107t	2
2. Steve Van Buren	1944-51 (8)	76	2,030	26.71	98t	3
3. Irv Cross	1961-69 (6)	28	745	26.61	74	0
4. Timmy Brown	1960-67 (8)	169	4,483	26.53	105t	5
5. Al Nelson	1965-73 (9)	101	2,625	25.99	78	0
6. Wilbert Montgomery	1977-84 (8)	32	814	25.44	99t	1
7. Quintin Demps	2008-09 (2)	58	1,469	25.33	100t	1
8. Brian Mitchell	2000-02 (3)	131	3,311	25.27	94t	2
9. Allen Rossum	1998-99 (2)	98	2,427	24.77	89t	1
10. Billy Walik	1970-72 (3)	67	1,640	24.48	82	0
11. Alvin Haymond	1968 (1)	28	677	24.18	98t	1

BEST KICKOFF RETURN AVERAGE, SEASON (min. 1.25 ret/gm)

Player	Years	KOR	Yds	Avg	Lg	TDs
1. Al Nelson	1972	25	728	29.12	78	0
2. Steve Van Buren	1945	13	373	28.69	98t	1
3. Timmy Brown	1963	33	945	28.64	100t	1
4. Timmy Brown	1966	20	562	28.10	93t	2
5. Timmy Brown	1961	29	811	27.97	105t	1
6. Timmy Brown	1962	30	831	27.70	99t	1
7. Hershel Walker	1994	21	581	27.67	94t	1
8. Don Stevens	1952	16	433	27.06	51	0
9. Brian Mitchell	2002	43	1,162	27.02	57	0
10. Wilbert Montgomery	1977	23	619	26.91	99t	1

Led NFL

Led Conference

TOP SINGLE-GAME KICKOFF RETURN PERFORMANCES

MOST KICKOFF RETURN YARDS, Game

PLAYER	GAME	YARDS
1. Derrick Witherspoon	11/24/1996 at Ari. Cardinals	253
2. Timmy Brown	11/6/1966 vs. Cowboys	247
3. Allen Rossum	11/14/1999 vs. Redskins	222
4. Quintin Demps	11/9/2008 vs. Giants	220
5. Duce Staley	11/30/1997 vs. Bengals	195

MOST KICKOFF RETURNS, Game

PLAYER	GAME	KOR
1. Quintin Demps	11/9/2008 vs. Giants	8
Allen Rossum	11/21/1999 vs. Colts	8
Derrick Witherspoon	11/24/1996 at Ari. Cardinals	8
4. (5 times) last by Ellis Hobbs	9/20/2009 vs. Saints	7

BEST KICKOFF RETURN AVERAGE, Game (min. 3 kickoff returns)

PLAYER	GAME	AVG
1. Timmy Brown	9/22/1963 vs. Cardinals	59.0
2. Alvin Haymond	9/22/1968 vs. NY Giants	51.0
3. Timmy Brown	11/6/1966 vs. Cowboys	49.4
4. Derrick Witherspoon	9/22/1996 at Falcons	48.0
5. Allen Rossum	11/14/1999 vs. Redskins	44.4

MOST KICKOFF RETURNS FOR A TD, Game

PLAYER	GAME	TDs
1. Timmy Brown	11/6/1966, 93 & 90 yards vs. Cowboys	2*

* NFL Record

MOST KICKOFF RETURNS, Career

PLAYER	RETURNS
1. Timmy Brown	169
2. Brian Mitchell	131
3. Al Nelson	101
4. Allen Rossum	98
5. Larry Marshall	88

MOST KICKOFF RETURN YARDS, Career

PLAYER	YARDS
1. Timmy Brown	4,483
2. Brian Mitchell	3,311
3. Al Nelson	2,625
4. Allen Rossum	2,427
5. Larry Marshall	2,075

MOST KICKOFF RETURN TDs, Career

PLAYER	TDs
1. Timmy Brown	5
2. Derrick Witherspoon	3
Steve Van Buren	3
4. Josh Huff	2
Brian Mitchell	2

MOST KICKOFF RETURNS, Season

PLAYER (YEAR)	RETURNS
1. Allen Rossum (1999)	54
2. Derrick Witherspoon (1996)	53
3. Quintin Demps (2008)	52
4. Herman Hunter (1985)	48
5. Brian Mitchell (2000)	47
Duce Staley (1997)	47

MOST KICKOFF RETURN YARDS, Season

PLAYER (YEAR)	YARDS
1. Allen Rossum (1999)	1,347
2. Quintin Demps (2008)	1,314
3. Derrick Witherspoon (1996)	1,271
4. Brian Mitchell (2002)	1,162
5. Duce Staley (1997)	1,139

MOST KICKOFF RETURN TDs, Season

PLAYER (YEAR)	TDs
1. Derrick Witherspoon (1996)	2

LONGEST KICKOFF RETURNS

PLAYER (GAME)	YARDS
1. Josh Huff (11/23/2014 vs. Titans)	107t
2. Timmy Brown (9/17/1961 vs. Browns)	105t
3. Russ Craft (10/7/1950 vs. LA Rams)	103t
4. Chris Polk (9/21/2014 vs. Redskins)	102t
5. Quintin Demps (11/23/2008 at Ravens)	100t
Timmy Brown (9/22/1963 vs. StL. Cardinals)	100t
Dave Smukler (11/13/1938 at Brooklyn Dodgers)	100t

STARTING QB RECORDS / NFL RECORDS



STARTING QUARTERBACK RECORDS

Year Quarterbacks (Record as a starter)

1956 Bobby Thomason (3-5-1), Adrian Burk (0-3)
1957 Thomason (2-5), Sonny Jurgensen (2-3)
1958 Norm Van Brocklin (2-9-1)
1959 Van Brocklin (7-5)
1960 Van Brocklin (10-2)
1961 Jurgensen (10-4)
1962 Jurgensen (3-9-1), King Hill (0-1)
1963 Jurgensen (2-6-1), Hill (0-4-1)
1964 Norm Snead (4-6), Hill (1-1), Jack Concannon (1-1)
1965 Snead (4-5), Hill (1-4)
1966 Snead (5-5), Hill (2-0), Concannon (2-0)
1967 Snead (6-7-1)
1968 Snead (2-9), Hill (0-2), John Huarte (0-1)
1969 Snead (4-8-1), George Mira (0-1)
1970 Snead (3-9-1), Rick Arrington (0-1)
1971 Pete Liske (5-5), Arrington (1-2-1)
1972 John Reaves (0-7), Liske (2-4-1)
1973 Roman Gabriel (5-8-1)
1974 Gabriel (4-7), Mike Boryla (3-0)
1975 Gabriel (2-7), Boryla (2-3)
1976 Boryla (3-7), Gabriel (1-3)
1977 Ron Jaworski (5-9)
1978 Jaworski (9-7)
1979 Jaworski (11-5)
1980 Jaworski (12-4)
1981 Jaworski (10-6)
1982 Jaworski (3-6)
1983 Jaworski (5-11)
1984 Jaworski (5-7-1), Joe Pisarcik (1-2)
1985 Jaworski (6-6), Randall Cunningham (1-3)
1986 Jaworski (3-6), Cunningham (1-3-1), Matt Cavanaugh (1-1)
1987 Cunningham (7-5), Scott Tinsley (0-3)
1988 Cunningham (10-6)
1989 Cunningham (11-5)
1990 Cunningham (10-6)
1991 Jim McMahon (8-3), Cunningham (1-0), Jeff Kemp (1-1), Brad Goebel (0-2)
1992 Cunningham (10-5), McMahon (1-0)
1993 Bubby Brister (4-4), Cunningham (4-0), Ken O'Brien (0-4)
1994 Cunningham (7-7), Brister (0-2)
1995 Rodney Peete (9-3), Cunningham (1-3)
1996 Ty Detmer (7-4), Peete (3-2)
1997 T. Detmer (2-5), Bobby Hoying (2-3-1), Peete (2-1)
1998 Hoying (1-6), Koy Detmer (1-4), Peete (1-3)
1999 Doug Pederson (2-7), Donovan McNabb (2-4), K. Detmer (1-0)
2000 McNabb (11-5)
2001 McNabb (11-5)
2002 McNabb (7-3), A.J. Feeley (4-1), K. Detmer (1-0)
2003 McNabb (12-4)
2004 McNabb (13-2), K. Detmer (0-1)
2005 McNabb (4-5), Mike McMahon (2-5)
2006 McNabb (5-5), Jeff Garcia (5-1)
2007 McNabb (8-6), Feeley (0-2)
2008 McNabb (9-6-1)
2009 McNabb (10-4), Kevin Kolb (1-1)
2010 Vick (8-3), Kolb (2-3)
2011 Vick (7-6), Vince Young (1-2)

2012 Vick (3-7), Nick Foles (1-5)
2013 Vick (2-4), Foles (8-2)
2014 Foles (6-2), Mark Sanchez (4-4)
2015 Sam Bradford (7-7), Sanchez (0-2)
2016 Carson Wentz (7-9)
2017 Carson Wentz (7-1)

NFL RECORDS HELD BY AN EAGLE

Most Touchdown Passes, Game

7 Nick Foles (11/3/2013 at Raiders) and Adrian Burk (10/17/1954 at Redskins); tied with Sid Luckman, Bears (1943); George Blanda, Hou. Oilers (1961); Y.A. Tittle, Giants (1962); Joe Kapp, Vikings (1969); Peyton Manning, Broncos (2013) and Drew Brees, Saints (2015)

Longest Touchdown Pass

99 Ron Jaworski to Mike Quick, (11/10/1985 vs. Falcons) (OT); tied with many others

Most Interception Returns for TDs, Season

4 Eric Allen, 1993; tied with Jim Kearney, Chiefs (1972) and Ken Houston, Oilers (1971)

Most Interceptions, Game

4 Russ Craft (9/24/1950 at Cardinals); tied with 17 others

Most Kickoff Return TDs, Game

2 Timmy Brown (11/6/1966 vs. Cowboys), 93 and 90 yards; tied with Travis Williams, Packers (1967); Ron Brown, LA Rams (1985); Tyrone Hughes, Saints (1994); Chad Morton, Jets (2002); Devin Hester, Bears (2006); Andre Davis, Texans (2007); and Josh Cribbs, Browns (2009)

Most 50-Plus-Yard Touchdowns, Season

8 DeSean Jackson (2009); tied with Elroy "Crazy Legs" Hirsch, LA Rams (1951) and Devin Hester, Bears (2007)

ALL-TIME REGULAR SEASON ROOKIE RECORDS



PASSING

MOST ATTEMPTS, Season

1. Carson Wentz, 2016	607
2. Nick Foles, 2012	265
3. John Reaves, 1972	224
4. Donovan McNabb, 1999	216
5. Davey O'Brien, 1939	201
6. Mike Boryla, 1974	102
7. Foster Watkins, 1940	85
8. Randall Cunningham, 1985	81
9. Rick Arrington, 1970	73
Red Kirkman, 1933	73

MOST COMPLETIONS, Season

1. Carson Wentz, 2016	379
2. Nick Foles, 2012	161
3. John Reaves, 1972	108
4. Donovan McNabb, 1999	106
5. Davey O'Brien, 1939	99
6. Mike Boryla, 1974	60
7. Rick Arrington, 1970	37
8. Randall Cunningham, 1985	34
9. Sonny Jurgensen, 1957	33
10. Matt Barkley, 2013	30
Brad Goebel, 1991	30

MOST YARDS, Season

1. Carson Wentz, 2016	3,782
2. Nick Foles, 2012	1,699
3. John Reaves, 1972	1,508
4. Davey O'Brien, 1939	1,324
5. Donovan McNabb, 1999	948
6. Mike Boryla, 1974	580
7. Foster Watkins, 1940	565
8. Randall Cunningham, 1985	548
9. Sonny Jurgensen, 1957	470
10. Red Kirkman, 1933	354

MOST TD PASSES, Season

1. Carson Wentz, 2016	16
2. Donovan McNabb, 1999	8
3. John Reaves, 1972	7
4. Nick Foles, 2012	6
Davey O'Brien, 1939	6
6. Mike Boryla, 1974	5
Sonny Jurgensen, 1957	5

BEST COMP. PCT., SEASON (min. 75 atts.)

1. Carson Wentz, 2016	62.4
2. Nick Foles, 2012	60.8
3. Mike Boryla, 1974	58.8
4. Davey O'Brien, 1939	49.3
5. Donovan McNabb, 1999	49.1

BEST QB RATING, SEASON (min. 75 atts.)

1. Carson Wentz, 2016	79.3
2. Nick Foles, 2012	79.1
3. Mike Boryla, 1974	78.9
4. Donovan McNabb, 1999	60.1
5. John Reaves, 1972	58.4

RUSHING

MOST ATTEMPTS, Season

1. Po James (FB), 1972	182
2. Keith Byars (FB), 1986	177
3. Lee Bougness (FB), 1970	159
4. LeSean McCoy, 2009	155
5. Billy Barnes, 1957	143
6. James Joseph, 1991	135
7. Correll Buckhalter, 2001	129
8. Clarence Peaks, 1957	125
9. Mike Hogan, 1976	123
10. Leroy Keys, 1969	121

MOST YARDS, Season

1. LeSean McCoy, 2009	637
2. Correll Buckhalter, 2001	586
3. Keith Byars (FB) 1986	577
4. Po James (FB), 1972	565
5. Bryce Brown, 2012	564
6. Mike Hogan (FB), 1976	561
7. Billy Barnes, 1957	529
8. Clarence Peaks, 1957	495
9. Steve Van Buren, 1944	444
10. James Joseph, 1991	440

MOST TOUCHDOWNS, Season

1. Steve Van Buren, 1944	5
Don Johnson, 1953	5
3. Bryce Brown, 2012	4
LeSean McCoy, 2009	4
Ken Keller, 1956	4
Mel Bleeker, 1944	4
Jim Castiglia (FB), 1941	4
8. Ryan Moats, 2005	3
Charlie Garner, 1994	3
Vaughn Hebron, 1993	3
Many others	3

RECEIVING

MOST RECEPTIONS, Season

1. Keith Jackson (TE), 1988	81
2. Jordan Matthews, 2014	67
3. DeSean Jackson, 2008	62
4. Don Looney (E), 1940	58
5. Jeremy Maclin, 2009	56
6. Charle Young (TE), 1973	55
7. Lee Bougness (RB), 1970	50
8. Reggie Brown, 2005	43
9. Victor Bailey, 1993	41
Junior Tautalasati (RB), 1986	41
11. LeSean McCoy (RB), 2009	40

MOST YARDS, Season

1. DeSean Jackson, 2008	912
2. Jordan Matthews, 2014	872
3. Keith Jackson (TE), 1988	869
4. Charle Young (TE), 1973	854
5. Jeremy Maclin, 2009	773
6. Fred Barnett, 1990	721
7. Don Looney (E), 1940	707
8. Calvin Williams, 1990	602
9. Reggie Brown, 2005	571
10. Victor Bailey, 1993	545

RECEIVING (Cont.)

MOST TOUCHDOWNS, Season

1. Calvin Williams, 1990	9
2. Jordan Matthews, 2014	8
Fred Barnett, 1990	8
Bobby Walston (E), 1951	8
5. Pete Pihos (E), 1947	7
6. Keith Jackson (TE), 1988	6
Charle Young (TE), 1973	6
8. Hal Giancanelli (B), 1953	5
9. Zach Ertz (TE), 2013	4
Jeremy Maclin (WR), 2009	4
Many others	4

TOTAL OFFENSE

MOST SCRIMMAGE YARDS, Season

1. DeSean Jackson (WR), 2008	1,008
2. LeSean McCoy (RB), 2009	945
3. Charle Young (TE), 1973	878
4. Jordan Matthews (WR), 2014	872
5. Keith Jackson (TE), 1988	869
6. Lee Bougness (RB), 1970	802
7. Jeremy Maclin (WR), 2009	766
8. Billy Barnes (RB), 1957	741
9. Fred Barnett (WR), 1990	734
10. Po James (FB), 1972	721

MOST TOUCHDOWNS, Season

1. Calvin Williams (WR), 1990	9
2. Jordan Matthews (WR), 2014	8
Fred Barnett (WR), 1990	8
Bobby Walston (E), 1951	8
Pete Pihos (E), 1947	8
Mel Bleeker (RB), 1944	8
7. Charle Young (TE), 1973	7
Don Johnson (RB), 1953	7
Steve Van Buren (RB), 1944	7
10. Keith Jackson (TE), 1988	6
Hal Giancanelli (B), 1953	6

ALL-TIME REGULAR SEASON ROOKIE RECORDS



SACKS (since 1982)

MOST SACKS, Season

1. Corey Simon (DT), 2000	9.5
2. Derrick Burgess (DE), 2001	6.0
3. Fletcher Cox (DT), 2012	5.5
Mike Mamula (DE), 1995	5.5
5. Trent Cole (DE), 2005	5.0
6. Jerome Brown (DT), 1987	4.0
7. Mike Patterson (DT), 2005	3.5
8. Brandon Graham (DE), 2010	3.0
9. Derek Barnett (DE), 2017	2.5
10. Destiny Vaeao (DT), 2016	2.0
Five others	2.0

INTERCEPTIONS (since 1940)

MOST INTERCEPTIONS, Season

1. Tom Brookshier (DB), 1953	8
Bibbles Bawel (B), 1952	8
3. Herman Edwards (DB), 1977	6
4. Eric Allen (DB), 1988	5
Randy Logan (S), 1973	5
Jerry Norton (DB), 1954	5
Steve Van Buren (B), 1944	5
8. Roynell Young (CB), 1980	4
Brenard Wilson (S), 1979	4
10. Nate Allen (S), 2010, others with	3

PUNT RETURNS

MOST PUNT RETURNS, Season

1. DeSean Jackson, 2008	50
2. Evan Cooper, 1984	40
3. Bibbles Bawel, 1952	34
4. Bill Bradley, 1969	28
5. Damaris Johnson, 2012	26
Tommy McDonald, 1957	26
7. Allen Rossum, 1998	22
8. Jerry Norton, 1954	21
9. Bobby Morse, 1987	20
Billy Walik, 1970	20

MOST PUNT RETURN YARDS, Season

1. DeSean Jackson, 2008	440
2. Damaris Johnson, 2012	291
3. Bibbles Bawel, 1952	261
4. Evan Cooper, 1984	250
5. Steve Van Buren, 1944	230
6. Dexter Wynn, 2004	194
7. Allen Rossum, 1998	187
8. Ernie Steele, 1942	184
9. Bill Bradley, 1969	181
10. Don Stevens, 1952	172

BEST PUNT RETURN AVERAGE, Season

1. Pat McHugh, 1947, 10 returns	15.69
2. Steve Van Buren, 1944, 15	15.33
3. Damaris Johnson, 2012, 22	11.19
4. Dexter Wynn, 2004, 18	10.78
5. Don Stevens, 1952, 16	10.75
6. Jorrick Calvin, 2010, 12	10.42
7. Ken Keller, 1956, 15	9.73
Bosh Pritchard, 1942, 11	9.73
9. DeSean Jackson, 2008, 50	8.80
10. Allen Rossum, 1998, 22	8.50
11. Art Powell, 1959, 15	8.27
minimum 10 returns, since 1941	

KICKOFF RETURNS

MOST KICKOFF RETURNS, Season

1. Quintin Demps, 2008	52
2. Herman Hunter, 1985	48
3. Duce Staley, 1997	47
4. Brandon Boykin, 2012	45
5. Allen Rossum, 1998	44
6. J.R. Reed, 2004	33
7. Jorrick Calvin, 2010	32
Billy Walik, 1970	32
9. Dion Lewis, 2011	31
10. Ted Dean, 1960	26
Al Nelson, 1965	26

MOST KICKOFF RETURN YARDS, Season

1. Quintin Demps, 2008	1,314
2. Duce Staley, 1997	1,139
3. Allen Rossum, 1998	1,080
4. Herman Hunter, 1985	1,047
5. Brandon Boykin, 2012	1,037
6. Billy Walik, 1970	805
7. J.R. Reed, 2004	761
8. Jorrick Calvin, 2010	692
9. Al Nelson, 1965	683
10. Dion Lewis, 2011	669

BEST KICKOFF RETURN AVG, Season

1. Josh Huff, 2014, 14 returns	29.64
2. Tommy McDonald, 1957, 11	27.64
3. Israel Lang, 1964, 13	27.08
4. Art Powell, 1959, 14	27.07
5. Don Stevens, 1952, 16	27.06
6. Wilbert Montgomery, 1977, 23	26.91
7. Al Nelson, 1965, 26	26.27
8. Quintin Demps, 2008, 52	25.27
9. Billy Walik, 1970, 32	25.16
10. Allen Rossum, 1998, 44	24.55
minimum 10 returns, since 1941	

KICKING

MOST FIELD GOALS MADE, Season

1. Cody Parkey, 2014	32
2. Paul McFadden, 1984	30
3. Alex Henery, 2011	24
4. Tony Franklin, 1979	23
5. Jake Elliott, 2017	16

MOST FIELD GOAL ATTEMPTS, Season

1. Paul McFadden, 1984	37
2. Cody Parkey, 2014	36
3. Tony Franklin, 1979	31
4. Alex Henery, 2011	27
5. Mark Moseley, 1970	25

BEST FIELD GOAL PERCENTAGE, Season

1. Cody Parkey, 2014, 32-36	88.9
Alex Henery, 2011, 24-27	88.9
3. Jake Elliott, 2017, 16-19	84.2
4. Paul McFadden, 1984, 30-37	81.1
5. Tony Franklin, 1979, 23-31	74.2

MOST KICKING POINTS, Season

1. Cody Parkey, 2014	150
2. Alex Henery, 2011	118
3. Paul McFadden, 1984	116
4. Tony Franklin, 1979	105
5. Mark Moseley, 1970	67
6. Jake Elliott, 2017	66

PUNTING

MOST PUNTS, Season

1. John Teltschik, 1986	108
2. Tom Hutton, 1995	85
3. Merritt Kersey, 1974	82
4. Max Runager, 1979	74
Bill Bradley, 1969	74

MOST PUNTING YARDS, Season

1. John Teltschik, 1986	4,493
2. Tom Hutton, 1995	3,682
3. Sav Rocca, 2007	3,066
4. Merritt Kersey, 1974	2,959
5. Bill Bradley, 1969	2,942

BEST GROSS PUNTING AVERAGE, Season

1. Tom Hutton, 1995, 85	43.32
2. Chas Henry, 2011, 66	42.88
3. Sav Rocca, 2007, 73	42.00
4. John Teltschik, 1986, 108	41.60
5. Bill Bradley, 1969, 74	39.76

SUPERLATIVE ROOKIE PERFORMANCES



100-YARD RUSHING PERFORMANCES, ROOKIES

PLAYER (GAME)	DATE	YDS (ATT-LG-TD)
1. Bryce Brown vs. Panthers (L)	11/26/2012	178 (19-65t-2)
2. Bryce Brown at Cowboys (L)	12/2/2012	169 (24-39-2)
3. Correll Buckhalter vs. Cardinals (L)	10/7/2001	134 (21-37-0)
4. Steve Van Buren at Bk. Tigers (W)	11/5/1944	129 (12-70t-2)
5. Keith Byars vs. StL Cardinals (T) OT	12/7/1986	127 (24-32-0)
6. Charlie Garner vs. Redskins (W)	10/9/1994	122 (28-12-0)
7. Don Johnson at Giants (L)	11/29/1953	121 (13-63t-1)
8. Ryan Moats vs. Giants (L) OT	12/11/2005	114 (11-40t-2)
9. Charlie Garner at 49ers (W)	10/2/1994	111 (16-28t-2)
10. Toy Ledbetter at Bal. Colts (W)	10/15/1950	107 (23-14-1)
11. Mike Hogan vs. Seahawks (W)	12/12/1976	104 (19-18-0)
Bosh Pritchard at Bk. Dodgers (W)	11/15/1942	104 (14-26-0)
13. Wilbert Montgomery vs. Jets (W)	12/18/1977	103 (22-27-2)
14. Mike Hogan vs. Redskins (L) OT	9/27/1976	100 (22-32-0)
Don Johnson vs. Bal.Colts (W)	11/15/1953	100 (11-66t-2)

100-YARD RECEIVING PERFORMANCES, ROOKIES

PLAYER (GAME)	DATE	YDS (REC, TD)
1. Don Looney at Redskins (L)	12/1/1940	180 (14, 0)
2. Hank Baskett vs. Falcons (W)	12/31/2006	177 (7, 1)
3. Jeremy Maclin at Cowboys (L)	1/9/2010 - NFC-WC	146 (7, 1)
4. Jeremy Maclin vs. Buccaneers (W)	10/11/2009	142 (6, 2)
Keith Jackson at Bears (L)	12/31/1988 - NFC-D	142 (7, 0)
6. Jordan Matthews vs. Panthers (W)	11/10/2014	138 (7, 2)
7. Don Looney at Cle. Rams (L)	9/22/1940	129 (8, 2)
8. Clyde Scott at Redskins (W)	11/13/1949	127 (4, 1)
9. Herman Hunter vs. LA Rams (W)	10/13/1985	120 (6, 1)
10. Fred Meyer at Redskins (L)	11/1/1942	119 (4, 0)
11. Bobby Walston at Giants (L)	10/21/1951	118 (6, 2)
12. Don Looney at Packers (L)	9/15/1940	115 (8, 1)
13. Fred Barnett vs. Vikings (W)	10/15/1990	114 (4, 1)
14. Charle Young (TE) at Cowboys (L)	11/18/1973	113 (4, 1)
15. Hank Baskett vs. Cowboys (W)	10/8/2006	112 (3, 1)
Fred Barnett at Bills (L)	12/2/1990	112 (2, 1)
Charle Young (TE) at 49ers (L)	12/2/1973	112 (6, 1)
18. DeSean Jackson at Cowboys (L)	9/15/2008	110 (6, 0)
19. Fred Barnett vs. Packers (W)	12/16/1990	108 (5, 0)
Charle Young (TE) vs. Patriots (W)	11/4/1973	108 (8, 2)
Pete Pihos vs. Packers (W)	12/14/1947	108 (4, 1)
22. Jordan Matthews at Packers (L)	11/16/2014	107 (5, 1)
23. DeSean Jackson vs. Rams (W)	9/7/2008	106 (6, 0)
24. Jordan Matthews at Giants (W)	12/28/2014	105 (8, 1)
25. Charle Young (TE) at Redskins (L)	12/16/1973	104 (5, 1)

LONGEST RUSHING TDs, ROOKIES

PLAYER (GAME)	YARDS
1. Herman Hunter (11/24/1985 at Cowboys)	74t
2. John Brewer (10/4/1952 vs. Giants)	71t
3. Steve Van Buren (11/5/1944 at Brooklyn Tigers)	70t
John Kusko (11/22/1936 vs. Bears)	70t
5. LeSean McCoy (11/1/2009 vs. Giants)	66t
Don Johnson (11/15/1953 vs. Baltimore Colts)	66t
7. Bryce Brown (12/26/2012 vs. Panthers)	65t
8. Don Johnson (11/29/1953 at Giants)	63t
9. Ryan Moats (12/18/2005 at Rams)	59t
10. Ken Keller (10/14/1956 at Steelers)	51t

LONGEST KICKOFF RETURNS, ROOKIES

PLAYER	DATE	YARDS
1. Josh Huff vs. Titans (W)	11/23/2014	107t
2. Quintin Demps at Ravens (L)	11/23/2008	100t
3. Wilbert Montgomery vs. Giants (W)	12/11/1977	99t
4. Steve Van Buren vs. Giants (T)	11/12/1944	97t
Bosh Pritchard at Redskins (L)	11/1/1942	97t
6. Art Powell vs. Giants (W)	10/4/1959	95
7. Andre Waters vs. Redskins (W)	11/18/1984	89t
8. Wendell Smallwood at Redskins (L)	10/16/2016	86t
9. Billy Walik at Packers (L)	10/25/1970	82
10. Jim Castiglia vs. Redskins (L)	10/19/1941	72

LONGEST PUNT RETURNS, ROOKIES

PLAYER	DATE	YARDS
1. Damaris Johnson at Cowboys (L)	12/2/2012	98t
2. Clyde Scott at Steelers (W)	10/30/1949	70t
3. Pat McHugh at Boston Yanks (L)	11/23/1947	69t
4. DeSean Jackson vs. Redskins (L)	10/5/2008	68t
5. Bob Shann vs. Lions (L)	12/19/1965	63t
6. Ernie Steele at NY Giants (L)	10/11/1942	62
7. DeSean Jackson vs. Rams (W)	9/7/2008	60
8. Art Powell vs. Steelers (W)	10/11/1959	58t
9. Don Stevens vs. Redskins (W)	11/9/1952	56t
10. Steve Van Buren vs. Boston Yanks (W)	10/22/1944	55t

TOP PASSING PERFORMANCES, ROOKIES

PLAYER (GAME)	YARDS
1. Nick Foles (12/9/2012 at Buccaneers)	381
2. Carson Wentz (11/6/2016 at Giants)	364
3. Nick Foles (12/23/2012 vs. Redskins)	345
4. Carson Wentz (12/11/2016 vs. Redskins)	314
5. Carson Wentz (12/4/2016 at Bengals)	308
6. Carson Wentz (9/25/2016 vs. Steelers)	301
7. Davey O'Brien (11/12/1939 vs. Packers)	289
8. Carson Wentz (9/11/2016 vs. Browns) - first start	278

PLAYER (GAME)	COMPLETIONS
1. Carson Wentz (12/4/2016 at Bengals)	36
2. Carson Wentz (12/11/2016 vs. Redskins)	32
Carson Wentz (10/30/2016 at Cowboys)	32
Nick Foles (12/23/2012 vs. Redskins)	32
Nick Foles (12/9/2012 at Buccaneers)	32

PLAYER (GAME)	TOUCHDOWNS
1. Donovan McNabb (1/2/2000 vs. StL Rams)	3
Sonny Jurgensen (11/24/1957 vs. Redskins)	3
3. many times	2

LONGEST RECEIVING TDs, ROOKIES

PLAYER (GAME)	YARDS
1. Fred Barnett (12/2/1990 at Bills)	95t
2. Hank Baskett (12/31/2006 vs. Falcons)	89t
3. Hank Baskett (10/8/2006 vs. Cowboys)	87t
4. Kenny Jackson (10/21/1984 vs. NY Giants)	83t
5. Charle Young (11/18/1973 at Cowboys)	80t
6. Mel Bleeker (10/22/1944 vs. Boston Yanks)	75t
7. Glen Young (11/6/1983 vs. Cowboys)	71t
8. Clyde Scott (11/13/1949 at Redskins)	70t

ALL-TIME 300-YARD PASSING GAMES



Date	Player/Opponent/Result	Att-Cmp-Yd-TD-INT	
10/8/17	Carson Wentz vs. Cardinals (W)	30-21-304-4-1	11/15/04 Donovan McNabb at Cowboys (W) 27-15-345-4-0
9/17/17	Carson Wentz at Chiefs (L)	46-25-333-2-1	10/24/04 Donovan McNabb at Browns (W) OT 43-28-376-4-1
9/10/17	Carson Wentz at Redskins (W)	39-26-307-2-1	9/26/04 Donovan McNabb at Lions (W) 42-29-356-2-0
12/11/16	Carson Wentz* vs. Redskins (L)	46-32-314-1-1	9/12/04 Donovan McNabb vs. Giants (W) 36-26-330-4-0
12/4/16	Carson Wentz* at Bengals (L)	60-36-308-1-3	11/16/03 Donovan McNabb vs. Giants (W) 30-24-314-2-0
11/6/16	Carson Wentz* at Giants (L)	47-27-364-0-2	11/2/03 Donovan McNabb at Falcons (W) 33-21-312-1-0
9/25/16	Carson Wentz* vs. Steelers (W)	31-23-301-2-0	9/9/01 Donovan McNabb vs. Rams (L) 48-32-312-2-1
1/3/16	Sam Bradford at Giants (W)	38-30-320-2-1	12/10/00 Donovan McNabb at Browns (W) 36-23-390-4-0
12/26/15	Sam Bradford vs. Redskins (L)	56-37-380-1-0	10/1/00 Donovan McNabb vs. Falcons (W) 44-30-311-2-1
12/20/15	Sam Bradford vs. Cardinals (L)	41-28-361-2-2	11/30/97 Bobby Hoying vs. Bengals (W) 42-26-313-4-1
10/11/15	Sam Bradford vs. Saints (W)	45-32-333-2-2	11/24/96 Ty Detmer at Cardinals (L) 38-21-322-0-1
9/14/15	Sam Bradford at Falcons (L)	52-36-336-1-2	11/10/96 Ty Detmer vs. Bills (L) 44-26-315-2-1
12/20/14	Mark Sanchez at Redskins (L)	50-37-374-2-1	10/27/96 Ty Detmer vs. Panthers (W) 38-23-342-1-1
11/23/14	Mark Sanchez vs. Titans (W)	43-30-307-1-2	12/24/94 Bubby Brister at Bengals (L) 37-26-325-1-0
11/16/14	Mark Sanchez at Packers (L)	44-26-346-2-2	12/4/94 R. Cunningham vs. Cowboys (L) 46-29-327-2-1
11/10/14	Mark Sanchez vs. Panthers (W)	37-20-332-2-0	10/24/94 R. Cunningham vs. Oilers (W) 24-13-310-2-1
10/26/14	Nick Foles at Cardinals (L)	62-36-411-2-2	9/12/94 R. Cunningham vs. Bears (W) 36-24-311-3-0
9/21/14	Nick Foles vs. Redskins (W)	41-27-325-3-0	9/4/94 R. Cunningham at Giants (L) 39-20-344-2-0
9/15/14	Nick Foles at Colts (W)	37-21-331-1-1	1/3/94 Bubby Brister at 49ers (W) OT 43-26-350-3-1
9/7/14	Nick Foles vs. Jaguars (W)	45-27-322-2-1	9/19/93 R. Cunningham vs. Redskins (W) 39-25-360-3-2
12/15/13	Nick Foles at Vikings (L)	48-30-428-3-1	12/13/92 R. Cunningham at Seahawks (W) OT 44-27-365-0-1
11/3/13	Nick Foles at Raiders (W)	28-22-406-7-0	11/10/91 Jim McMahon at Browns (W) 43-26-341-3-1
9/15/13	Michael Vick vs. Chargers (L)	36-23-428-2-0	12/18/89 R. Cunningham at Saints (L) 39-19-306-2-2
12/23/12	Nick Foles* vs. Redskins (L)	48-32-345-1-1	10/2/89 R. Cunningham at Bears (L) 62-32-401-1-4
12/9/12	Nick Foles* at Buccaneers (W)	51-32-381-2-0	9/17/89 R. Cunningham at Redskins (W) 46-34-447-5-1
10/14/12	Michael Vick vs. Lions (L)	46-28-311-2-2	12/31/88 <u>R. Cunningham at Bears (L)</u> 54-27-407-0-3
9/16/12	Michael Vick vs. Ravens (W)	32-23-371-1-2	11/6/88 R. Cunningham vs. Rams (W) 39-22-323-3-0
9/9/12	Michael Vick at Browns (W)	56-29-317-2-4	10/10/88 R. Cunningham vs. Giants (W) 41-31-369-3-0
1/1/12	Michael Vick vs. Redskins (W)	39-24-335-3-1	11/29/87 R. Cunningham at Patriots (W) OT 31-18-314-2-1
11/27/11	Vince Young vs. Patriots (L)	48-26-400-1-1	10/11/87 Scott Tinsley at Cowboys (L) 34-24-338-3-0
10/9/11	Michael Vick at Bills (L)	40-26-315-2-4	12/15/85 Ron Jaworski at Chargers (L) 48-29-334-1-3
10/2/11	Michael Vick vs. 49ers (L)	46-30-416-2-1	12/1/85 Ron Jaworski vs. Vikings (L) 42-23-320-2-1
12/2/10	Michael Vick vs. Texans (W)	33-22-302-2-1	11/3/85 Ron Jaworski at 49ers (L) 48-24-394-1-3
11/28/10	Michael Vick at Bears (L)	44-29-333-2-1	10/20/85 Ron Jaworski vs. Cowboys (W) 35-22-380-1-0
11/15/10	Michael Vick at Redskins (W)	28-20-333-4-0	12/16/84 Joe Pisarcik at Falcons (L) 46-24-334-1-0
10/17/10	Kevin Kolb vs. Falcons (W)	29-23-326-3-1	10/28/84 Ron Jaworski vs. Cardinals (L) 38-22-340-2-3
12/27/09	Donovan McNabb vs. Broncos (W)	35-20-322-3-1	11/27/83 Ron Jaworski at Redskins (L) 36-19-333-3-1
12/20/09	Donovan McNabb vs. 49ers (W)	36-21-306-1-2	9/11/83 Ron Jaworski vs. Redskins (L) 37-24-326-1-2
11/15/09	Donovan McNabb at Chargers (L)	55-35-450-2-1	9/19/82 Ron Jaworski at Browns (W) 41-25-334-2-1
9/27/09	Kevin Kolb vs. Chiefs (W)	34-24-327-2-0	9/12/82 Ron Jaworski vs. Redskins (L) OT 38-27-371-2-0
9/20/09	Kevin Kolb vs. Saints (L)	51-31-391-2-3	10/18/81 Ron Jaworski at Vikings (L) 44-29-330-2-2
1/18/09	<u>Donovan McNabb at Cardinals (L)</u>	47-28-375-3-1	12/21/80 Ron Jaworski at Cowboys (L) 30-18-331-1-0
1/4/09	<u>Donovan McNabb at Vikings (W)</u>	34-23-300-1-1	11/9/80 Ron Jaworski at Saints (W) 32-21-323-3-0
11/16/08	Donovan McNabb at Bengals (T) OT	58-28-339-1-3	12/16/73 Roman Gabriel at Redskins (L) 39-22-302-1-1
11/2/08	Donovan McNabb at Seahawks (W)	43-28-349-2-1	12/2/73 Roman Gabriel at 49ers (L) 55-28-322-2-1
9/7/08	Donovan McNabb vs. Rams (W)	33-21-361-3-0	10/14/73 Roman Gabriel at Cardinals (W) 45-29-379-3-0
12/30/07	Donovan McNabb vs. Bills (W)	41-29-345-1-1	9/19/71 Pete Liske at Bengals (L) 40-20-301-2-3
11/25/07	A.J. Feeley at Patriots (L)	42-27-345-3-3	9/28/69 Norm Snead vs. Steelers (W) 30-22-335-5-1
10/28/07	Donovan McNabb at Vikings (W)	36-23-333-1-0	11/19/67 Norm Snead vs. Saints (W) 27-19-309-4-2
9/23/07	Donovan McNabb vs. Lions (W)	26-21-381-4-0	10/22/67 Norm Snead at Cardinals (L) 32-16-321-2-2
12/31/06	A.J. Feeley vs. Falcons (W)	33-22-321-3-0	9/17/67 Norm Snead vs. Redskins (W) 27-18-301-2-0
12/4/06	Jeff Garcia vs. Panthers (W)	39-21-312-3-0	12/5/65 Norm Snead vs. Cowboys (L) 43-20-320-0-1
10/22/06	Donovan McNabb at Buccaneers (L)	35-22-302-3-3	11/14/65 Norm Snead vs. Redskins (W) 28-21-311-0-1
10/8/06	Donovan McNabb vs. Cowboys (W)	33-18-354-2-0	11/7/65 Norm Snead at Browns (L) 36-18-362-3-2
9/17/06	Donovan McNabb vs. Giants (L) OT	45-27-350-2-0	10/17/65 King Hill at Giants (L) 41-23-321-3-4
9/10/06	Donovan McNabb at Texans (W)	35-24-314-3-1	12/13/64 Norm Snead at Cardinals (L) 31-15-301-3-2
11/6/05	Donovan McNabb at Redskins (L)	35-22-304-1-1	10/13/63 Sonny Jurgensen at Redskins (W) 29-17-315-4-2
10/2/05	Donovan McNabb at Chiefs (W)	48-33-369-3-1	9/15/63 Sonny Jurgensen vs. Steelers (T) 26-16-322-3-2
9/25/05	Donovan McNabb vs. Raiders (W)	52-30-365-2-1	12/16/62 Sonny Jurgensen at Cardinals (L) 34-15-419-5-3
9/18/05	Donovan McNabb vs. 49ers (W)	29-23-342-5-0	11/25/62 Sonny Jurgensen vs. Cowboys (W) 21-13-342-1-2
2/6/05	<u>Donovan McNabb vs. Patriots (L)</u>	51-30-357-3-3	9/23/62 Sonny Jurgensen vs. Giants (L) 57-33-396-1-3
12/5/04	Donovan McNabb vs. Packers (W)	43-32-464-5-0	12/17/61 Sonny Jurgensen at Lions (W) 42-27-403-3-2
			12/10/61 Sonny Jurgensen vs. Giants (L) 31-16-367-3-2

* - denotes rookie

Underline - denotes playoff game

ALL-TIME 300-YARD PASSING GAMES



Date	Player/Opponent/Result	Att-Cmp-Yd-TD-INT
11/16/58	Norm Van Brocklin vs. Cardinals(W)	29-19-318-2-1
10/1/55	Bobby Thomason vs. Redskins (L)	37-25-349-4-0
11/28/54	Adrian Burk vs. Redskins (W)	28-17-345-5-1
12/13/53	Bobby Thomason vs. Browns (W)	35-23-331-3-0
11/15/53	Bobby Thomason vs. Colts (W)	37-18-329-3-5
11/8/53	Bobby Thomason vs. Giants (W)	44-22-437-4-1
12/1/40	Davey O'Brien at Redskins (L)	60-33-316-1-0

* - denotes rookie

Underline - denotes playoff game

MOST 300-YARD PASSING GAMES, Career

1. Donovan McNabb	30
2. Randall Cunningham	13
3. Ron Jaworski	12
4. Michael Vick	10
Sonny Jurgensen	10

*includes playoff games

MOST 300-YARD PASSING GAMES, Season

1. Sam Bradford (2015)	5
Donovan McNabb (2004)	5
Sonny Jurgensen (1961)	5
4. Carson Wentz (2016) - rookie	4
Mark Sanchez (2014)	4
Nick Foles (2014)	4
Donovan McNabb (2006 and 2005)	4
Randall Cunningham (1994)	4
Ron Jaworski (1985)	4

*regular season only

CONSECUTIVE 300-YARD PASSING GAMES

1. Sam Bradford (2015)	3
Mark Sanchez (2014)	3
Nick Foles (2014)	3
Michael Vick (2011-12)	3
Donovan McNabb (2005)	3

MOST 400-YARD PASSING GAMES, Career

1. Nick Foles	3
Michael Vick	3
Randall Cunningham	3
Sonny Jurgensen	3
5. Donovan McNabb	2

*includes playoff games

MOST 400-YARD PASSING GAMES, Season

1. Nick Foles (2013)	2
Randall Cunningham (1989)	2
Sonny Jurgensen (1961)	2

*regular season only

100-100-300 PERFORMANCES IN SAME GAME

Date	100-yd. Rusher (yards)	100-yd. Receiver (yards)	300-yd. Passer (yards)
9/23/07 vs. Det.	Brian Westbrook (110)	Kevin Curtis (221), Brian Westbrook (111)	Donovan McNabb (381)
10/22/06 at TB	Brian Westbrook (101)	Brian Westbrook (113)	Donovan McNabb (302)
10/1/00 vs. Atl.	Brian Mitchell (105)	Torrance Small (122)	Donovan McNabb (311)
12/13/92 at Sea.	Herschel Walker (111)	Fred Barnett (161)	Randall Cunningham (365)
11/29/87 at NE	Anthony Toney (123)	Mike Quick (121)	Randall Cunningham (314)
11/7/65 at Cle.	Timmy Brown (186)	Pete Retzlaff (151)	Norm Snead (362)
11/25/62 vs. Dal.	Timmy Brown (107)	Pete Retzlaff (113), Tommy McDonald (108)	Sonny Jurgensen (342)
11/15/53 vs. Bal.	Don Johnson (100)	Pete Pihos (118), Bobby Walston (110)	Bobby Thomason (329)

ALL-TIME 100-YARD RUSHING GAMES



Date	Player/Opponent/Result	Att-Yds-LG-TD		
10/1/17	LeGarrette Blount at LA Chargers (W)	16-136-68-0	11/17/02	Duce Staley vs. Cardinals (W) 31-135-13-0
12/18/16	Ryan Mathews at Ravens (L)	20-128-19-1	10/28/02	Duce Staley vs. Giants (W) 24-126-23-0
11/13/16	Ryan Mathews vs. Falcons (W)	19-109-21-2	10/28/02	Donovan McNabb vs. Giants (W) 8-107-40t-1
10/19/15	DeMarco Murray vs. Giants (W)	21-112-21-1	10/20/02	Duce Staley vs. Buccaneers (W) 24-152-57-0
9/27/15	Ryan Mathews at Jets (W)	24-108-27-0	10/6/02	Donovan McNabb at Jaguars (L) 12-100-26-1
11/27/14	LeSean McCoy at Cowboys (W)	25-159-38t-1	11/18/01	Duce Staley at Cowboys (W) 26-102-18-0
11/23/14	LeSean McCoy vs. Titans (W)	21-130-53-1	11/11/01	Duce Staley vs. Vikings (W) 17-146-44t-1
11/2/14	LeSean McCoy at Texans (W)	24-117-26-0	10/7/01	Correll Buckhalter* vs. Cardinals (L) 21-134-37-0
10/12/14	LeSean McCoy vs. Giants (W)	22-149-28-0	11/26/00	Donovan McNabb at Redskins (W) 11-125-54-1
12/29/13	LeSean McCoy at Cowboys (W)	27-131-20-0	10/1/00	Brian Mitchell vs. Falcons (W) 2-105-85t-1
12/22/13	LeSean McCoy vs. Bears (W)	18-133-19-2	9/3/00	Duce Staley at Cowboys (W) 26-201-60-1
12/22/13	Bryce Brown vs. Bears (W)	9-115-65t-1	11/14/99	Duce Staley vs. Redskins (W) 28-122-20t-1
12/8/13	LeSean McCoy vs. Lions (W)	29-217-57t-2	11/7/99	Duce Staley at Panthers (L) 17-140-29-1
11/10/13	LeSean McCoy at Packers (W)	25-155-30-0	10/17/99	Duce Staley at Bears (W) 23-101-26-0
10/13/13	LeSean McCoy at Buccaneers (W)	25-116-19-0	10/10/99	Duce Staley vs. Cowboys (W) 22-110-19-0
9/19/13	LeSean McCoy vs. Chiefs (L)	20-158-41t-1	9/12/99	Duce Staley vs. Cardinals (L) 21-111-24t-1
9/9/13	LeSean McCoy at Redskins (W)	31-184-34t-1	12/13/98	Duce Staley vs. Cardinals (L) OT 30-141-30t-1
12/2/12	Bryce Brown* at Cowboys (L)	24-169-39-2	11/8/98	Charlie Garner vs. Lions (W) 16-129-40-1
11/26/12	Bryce Brown* vs. Panthers (L) - first start	19-178-65t-2	12/21/97	Charlie Garner at Redskins (L) 18-115-26-2
11/5/12	LeSean McCoy at Saints (L)	19-119-34-0	10/5/97	Ricky Watters vs. Redskins (W) 31-104-13-2
9/30/12	LeSean McCoy vs. Giants (W)	23-123-34-0	9/15/97	Ricky Watters at Cowboys (L) 20-106-20-0
9/9/12	LeSean McCoy at Browns (W)	20-110-22-0	12/1/96	Ricky Watters vs. Giants (W) 29-104-11-0
12/18/11	LeSean McCoy vs. Jets (W)	18-102-33t-3	11/3/96	Ricky Watters at Cowboys (W) 24-116-17-1
11/20/11	LeSean McCoy at Giants (W)	23-113-60-0	10/20/96	Ricky Watters vs. Dolphins (W) 25-173-49t-1
10/30/11	LeSean McCoy vs. Cowboys (W)	30-185-34-2	10/13/96	Ricky Watters at Giants (W) 27-110-11-0
10/16/11	LeSean McCoy at Redskins (W)	28-126-21-1	9/22/96	Ricky Watters at Falcons (W) 26-121-56t-2
9/25/11	LeSean McCoy vs. Giants (L)	24-128-21-1	9/15/96	Ricky Watters vs. Lions (W) 27-153-52-1
9/11/11	LeSean McCoy at Rams (W)	15-122-49t-1	12/10/95	Ricky Watters vs. Cowboys (W) 33-112-15-1
12/19/10	Michael Vick (QB) at Giants (W)	10-130-35-1	11/26/95	Ricky Watters at Redskins (W) 25-124-25-2
12/12/10	LeSean McCoy at Cowboys (W)	16-149-56-0	10/15/95	Ricky Watters at Giants (W) 30-122-14-1
11/21/10	LeSean McCoy vs. Giants (W)	14-111-50t-1	10/8/95	Ricky Watters vs. Redskins (W) OT 25-139-24-0
11/15/10	Jerome Harrison at Redskins (W)	11-109-50t-1	10/8/95	Charlie Garner vs. Redskins (W) OT 9-120-55t-3
9/19/10	LeSean McCoy at Lions (W)	16-120-46t-3	10/9/94	Charlie Garner* vs. Redskins (W) 28-122-12-0
9/12/10	Michael Vick (QB) vs. Packers (L)	11-103-31-0	10/2/94	Charlie Garner* at 49ers (W) 16-111-28t-2
12/7/08	Brian Westbrook at Giants (W)	33-131-30t-1	1/3/93	<u>Heath Sherman at Saints (W)</u> 21-105-16-1
11/27/08	Brian Westbrook vs. Cardinals (W)	22-110-17-2	12/27/92	Herschel Walker vs. Giants (W) 16-104-38-0
10/26/08	Brian Westbrook vs. Falcons (W)	22-167-39t-2	12/13/92	Herschel Walker at Seahawks (W) OT 23-111-18-1
12/23/07	Brian Westbrook at Saints (W)	17-100-21-0	12/6/92	Randall Cunningham vs. Vikings (W) 12-121-30-2
12/9/07	Brian Westbrook vs. Giants (L)	20-116-21-0	11/22/92	Heath Sherman at Giants (W) 17-109-30t-1
11/18/07	Brian Westbrook vs. Dolphins (W)	32-148-36-0	10/25/92	Herschel Walker vs. Cardinals (W) 20-112-36-0
11/11/07	Brian Westbrook at Redskins (W)	20-100-13-1	9/13/92	Herschel Walker at Cardinals (W) 28-115-20-0
10/14/07	Brian Westbrook at Jets (W)	20-120-22-0	9/6/92	Herschel Walker vs. Saints (W) 26-112-32-0
9/30/07	Correll Buckhalter at Giants (L)	17-103-17-0	11/12/90	Heath Sherman vs. Redskins (W) 35-124-22-0
9/23/07	Brian Westbrook vs. Lions (W)	14-110-25t-2	11/4/90	Randall Cunningham vs. Patriots (W) 8-124-52t-1
1/13/07	<u>Brian Westbrook at Saints (L)</u>	13-116-62t-2	11/4/90	Heath Sherman vs. Patriots (W) 24-113-17-0
1/7/07	<u>Brian Westbrook vs. Giants (W)</u>	20-141-49-1	9/23/90	Anthony Toney at Rams (W) 24-103-20-0
12/25/06	Brian Westbrook at Cowboys (W)	26-122-16-0	12/27/87	Keith Byars vs. Bills (W) 23-102-22-0
11/26/06	Brian Westbrook at Colts (L)	20-124-21-1	11/29/87	Anthony Toney at Patriots (W) OT 24-123-36-1
11/19/06	Brian Westbrook vs. Titans (L)	22-102-27-0	12/7/86	Keith Byars* vs. Cardinals (T) OT 24-127-32-0
11/12/06	Brian Westbrook vs. Redskins (W)	22-113-21-0	11/16/86	Randall Cunningham vs. Lions (L) 14-110-20-0
10/22/06	Brian Westbrook at Buccaneers (L)	13-101-23-0	12/22/85	Earnest Jackson at Vikings (W) 25-106-59-2
9/24/06	Brian Westbrook at 49ers (W)	8-117-71t-2	11/17/85	Earnest Jackson at Cardinals (W) 34-162-51t-1
12/11/05	Ryan Moats* vs. Giants (L) OT	11-114-40t-2	10/13/85	Earnest Jackson vs. Cardinals (W) 27-103-13-0
11/27/05	Brian Westbrook vs. Packers (W)	20-120-27t-1	12/9/84	Wilbert Montgomery vs. Patriots (W) 19-100-14-1
10/3/04	Brian Westbrook at Bears (W)	22-119-29-0	12/19/82	Wilbert Montgomery vs. Oilers (W) 17-147-90t-3
9/12/04	Brian Westbrook vs. Giants (W)	17-119-50-0	12/20/81	Wilbert Montgomery vs. Cardinals (W) 13-108-41-1
1/11/04	<u>Donovan McNabb vs. Packers (W)</u>	11-107-41-0	12/6/81	Wilbert Montgomery at Redskins (L) 27-116-13-0
12/7/03	Correll Buckhalter vs. Cowboys (W)	13-115-64t-1	11/22/81	Wilbert Montgomery vs. Giants (L) 25-102-24-0
10/26/03	Correll Buckhalter vs. Jets (W)	15-100-21-2	11/15/81	Wilbert Montgomery vs. Colts (W) 22-115-13-2
12/8/02	Duce Staley at Seahawks (W)	21-100-21t-1	11/8/81	Wilbert Montgomery at Cardinals (W) 20-118-23-0

* - denotes rookie

Underline - denotes playoff game

ALL-TIME 100-YARD RUSHING GAMES



Date	Player/Opponent/Result	Att-Yds-LG-TD		
10/25/81	Wilbert Montgomery vs. Buccaneers (W)	22-119-12-1	11/27/49	Steve Van Buren vs. Steelers (W) 27-205-41-0
9/17/81	Wilbert Montgomery at Bills (W)	27-125-15-0	11/20/49	Steve Van Buren vs. NY Bulldogs (W) 35-174-38-2
9/13/81	Wilbert Montgomery vs. Patriots (W)	18-137-41-0	10/30/49	Steve Van Buren at Steelers (W) 17-103-31-2
1/11/81	<u>Wilbert Montgomery vs. Cowboys (W)</u>	26-194-55-1	10/23/49	Bosh Pritchard vs. Redskins (W) 11-128-77-1
9/14/80	Wilbert Montgomery at Vikings (W)	20-169-72t-2	10/3/49	Steve Van Buren at Lions (W) 33-135-12-2
12/2/79	Wilbert Montgomery vs. Lions (W)	22-108-20-1	11/21/48	Steve Van Buren vs. Redskins (W) 29-171-21-1
11/25/79	Leroy Harris at Packers (W)	9-137-80-0	11/14/48	Steve Van Buren vs. Boston Yanks (W) 16-137-28-0
11/18/79	Wilbert Montgomery vs. Cardinals (W)	26-118-52-0	11/7/48	Steve Van Buren at Giants (W) 25-143-20-2
11/12/79	Wilbert Montgomery at Cowboys (W)	25-127-37t-1	10/31/48	Steve Van Buren at Steelers (W) 22-109-21-1
11/4/79	Wilbert Montgomery vs. Browns (L)	30-197-62t-1	11/2/47	Steve Van Buren at Redskins (W) 17-138-37-2
10/14/79	Wilbert Montgomery at Cardinals (W)	25-117-13-1	10/19/47	Steve Van Buren at Steelers (L) 21-133-45-0
10/7/79	Wilbert Montgomery vs. Redskins (W)	22-127-24-3	10/5/47	Steve Van Buren vs. Giants (W) 16-105-28-0
9/23/79	Wilbert Montgomery at Giants (W)	29-126-12-0	11/24/46	Steve Van Buren vs. Redskins (L) 25-130-58-0
12/17/78	Wilbert Montgomery vs. Giants (W)	25-130-47-2	12/9/45	Steve Van Buren vs. Boston Yanks (W) 22-100-29-3
12/17/78	Mike Hogan vs. Giants (W)	22-100-18-0	12/2/45	Steve Van Buren at Giants (L) 19-100-32-2
12/3/78	Wilbert Montgomery at Vikings (L)	24-115-36-1	11/18/45	Steve Van Buren vs. Steelers (W) 19-107-24-2
10/15/78	Wilbert Montgomery vs. Redskins (W)	25-125-24-1	11/11/45	Steve Van Buren vs. Giants (W) 19-129-28-2
10/1/78	Wilbert Montgomery at Colts (W)	25-144-14-1	11/5/44	Steve Van Buren* at Tigers (W) 12-129-70-2
9/24/78	Wilbert Montgomery vs. Dolphins (W)	25-111-12-0	11/28/43	Jack Hinkle at Redskins (W) 26-117-14-1
9/17/78	Wilbert Montgomery at Saints (W)	18-104-19-0	11/21/43	Jack Hinkle vs. Lions (W) 13-132-56-1
12/18/77	Wilbert Montgomery* vs. Jets (W)	22-103-27-2	11/15/42	Bosh Pritchard* at Dodgers (W) 14-104-26-0
10/9/77	Herb Lusk at Giants (W)	17-117-70-2	9/13/36	Swede Hanson vs. Giants (W) 15-107-NA-0
12/12/76	Tom Sullivan vs. Seahawks (W)	23-121-26-2	11/11/34	Swede Hanson vs. Dodgers (L) 17-118-NA-0
12/12/76	Mike Hogan* vs. Seahawks (W)	19-104-18-0	11/6/34	Swede Hanson vs. Reds (W) 18-190-NA-2
9/27/76	Mike Hogan* vs. Redskins (L) OT	22-100-32-0	9/16/34	Swede Hanson at Packers (L) 13-116-NA-1
11/25/73	Tom Sullivan vs. Giants (W)	32-156-27-1		
10/7/73	Tom Sullivan at Bills (L)	26-155-30-0		
10/7/73	Norm Bulaich at Bills (L)	13-104-20-0		
9/23/73	Tom Sullivan at Giants (T)	18-100-14-1		
12/21/69	Cyril Pinder at 49ers (L)	25-128-29-1		
12/7/69	Tom Woodeshick vs. Redskins (L)	20-102-21-0		
11/16/69	Tom Woodeshick vs. Rams (L)	25-130-21-1		
12/8/68	Tom Woodeshick vs. Saints (W)	18-122-30-1		
9/22/68	Tom Woodeshick vs. Giants (L)	15-129-54-1		
10/29/67	Tom Woodeshick vs. Cowboys (W)	20-101-26-1		
10/8/67	Tom Woodeshick at Falcons (W)	20-129-41-1		
12/18/66	Tom Woodeshick at Redskins (W)	27-105-21-2		
12/4/66	Jack Concannon vs. Steelers (W)	15-129-29-1		
10/23/66	Timmy Brown at Giants (W)	21-100-24-0		
9/18/66	Izzy Lang vs. Falcons (W)	16-114-39-1		
11/28/65	Timmy Brown at Cardinals (W)	18-180-43-1		
11/7/65	Timmy Brown at Browns (L)	16-186-54-1		
11/22/64	Earl Gros vs. Cardinals (L)	21-103-22-0		
11/15/64	Earl Gros at Cowboys (W)	16-118-47-0		
10/18/64	Ollie Matson at Giants (W)	19-100-54-2		
10/11/64	Timmy Brown at Redskins (L)	14-101-36-2		
10/4/64	Timmy Brown vs. Steelers (W)	16-116-33-0		
10/4/64	Earl Gros vs. Steelers (W)	19-129-47-0		
11/25/62	Timmy Brown vs. Cowboys (W)	17-107-22-2		
10/23/60	Clarence Peaks at Browns (W)	13-102-57-0		
11/1/59	Bill Barnes vs. Redskins (W)	13-163-61-1		
10/25/59	Bill Barnes at Cardinals (W)	23-111-22-2		
11/29/53	Don Johnson* at Giants (L)	13-121-63-1		
11/15/53	Don Johnson* vs. Colts (W)	11-100-66-2		
12/2/51	Frank Ziegler at Redskins (W)	20-136-28-0		
11/19/50	Frank Ziegler vs. Cardinals (L)	18-113-52-0		
11/12/50	Steve Van Buren at Redskins (W)	23-108-23-1		
10/15/50	Toy Ledbetter* at Colts (W)	23-107-14-1		
10/7/50	Frank Ziegler vs. Rams (W)	17-106-38-1		
12/18/49	<u>Steve Van Buren at Rams (W)</u>	31-196-49-0		

* - denotes rookie

Underline - denotes playoff game

MOST 100-YARD RUSHING GAMES, Career

1. Wilbert Montgomery..... 26
2. LeSean McCoy..... 23
3. Brian Westbrook..... 20
4. Steve Van Buren..... 19
5. Duce Staley..... 13

*includes playoff games

MOST 200-YARD RUSHING GAMES, Career

- 1t. LeSean McCoy, Duce Staley and Steve Van Buren .. 1

MOST 100-YARD RUSHING GAMES, Season

1. Wilbert Montgomery (1981)..... 8
2. LeSean McCoy (2013)..... 7
- Wilbert Montgomery (1979)..... 7
4. LeSean McCoy (2011)..... 6
- Brian Westbrook (2007)..... 6
- Brian Westbrook (2006)..... 6
- Ricky Watters (1996)..... 6
- Wilbert Montgomery (1978)..... 6

*regular season only

ALL-TIME 100-YARD RECEIVING GAMES



Date	Player/Opponent/Result	Yds (Rec, TD)			
1/1/17	Zach Ertz (TE) vs. Cowboys (W)	139 (13, 2)	12/15/08	Jason Avant vs. Browns (W)	101 (5, 0)
12/11/16	Zach Ertz (TE) vs. Redskins (L)	112 (10, 0)	11/2/08	Brent Celek (TE) at Seahawks (W)	131 (6, 0)
9/25/16	Darren Sproles (RB) vs. Steelers (W)	128 (6, 1)	9/15/08	DeSean Jackson* at Cowboys (L)	110 (6, 0)
9/11/16	Jordan Matthews vs. Browns (W)	114 (7, 1)	9/7/08	Hank Baskett vs. Rams (W)	102 (2, 1)
1/3/16	Zach Ertz (TE) at Giants (W)	152 (9, 0)	9/7/08	DeSean Jackson* vs. Rams (W) - first start	106 (6, 0)
12/26/15	Zach Ertz (TE) vs. Redskins (L)	122 (13, 0)	9/7/08	Greg Lewis vs. Rams (W)	104 (5, 0)
12/26/15	Jordan Matthews vs. Redskins (L)	104 (6, 1)	12/2/07	Kevin Curtis vs. Seahawks (L)	111 (6, 1)
12/20/15	Jordan Matthews vs. Cardinals (L)	159 (8, 1)	10/28/07	Reggie Brown at Vikings (W)	105 (8, 0)
11/15/15	Brent Celek (TE) vs. Dolphins (L)	134 (4, 0)	10/14/07	Kevin Curtis at Jets (W)	121 (5, 1)
11/8/15	Jordan Matthews at Cowboys (W)	133 (9, 1)	9/23/07	Kevin Curtis vs. Lions (W)	221 (11, 3)
9/14/15	Jordan Matthews at Falcons (L)	102 (10, 0)	9/23/07	Brian Westbrook (RB) vs. Lions (W)	111 (5, 1)
12/28/14	Jordan Matthews* at Giants (W)	105 (8, 1)		Westbrook also 14-110-2TDs rushing	
12/20/14	Zach Ertz (TE) at Redskins (L)	115 (15, 0)	1/13/07	Donté Stallworth at Saints (L)	100 (3, 1)
11/27/14	Jeremy Maclin at Cowboys (W)	108 (8, 0)	12/31/06	Hank Baskett* vs. Falcons (W)	177 (7, 1)
11/16/14	Jordan Matthews* at Packers (L)	107 (5, 1)	12/4/06	Donté Stallworth vs. Panthers (W)	111 (4, 1)
11/10/14	Jordan Matthews* vs. Panthers (W)	138 (7, 2)	11/12/06	Donté Stallworth vs. Redskins (W)	139 (6, 1)
11/10/14	Brent Celek (TE) vs. Panthers (W)	116 (5, 0)	10/22/06	Brian Westbrook (RB) at Bucs (L)	113 (7, 1)
11/2/14	Jeremy Maclin at Texans (W)	158 (6, 2)		Westbrook also 13-101-0TDs rushing	
10/26/14	Jeremy Maclin at Cardinals (L)	187 (12, 2)	10/15/06	Reggie Brown at Saints (W)	121 (6, 1)
9/21/14	Jeremy Maclin vs. Redskins (W)	154 (8, 1)	10/8/06	Hank Baskett* vs. Cowboys (W)	112 (3, 1)
9/15/14	Darren Sproles (RB) at Colts (W)	152 (7, 0)	9/24/06	Reggie Brown at 49ers (W)	106 (5, 0)
12/15/13	DeSean Jackson at Vikings (L)	195 (10, 1)	9/17/06	L.J. Smith (TE) vs. Giants (L) OT	111 (7, 0)
11/10/13	Riley Cooper at Packers (W)	102 (3, 2)	9/10/06	Donté Stallworth at Texans (W)	141 (6, 1)
11/3/13	DeSean Jackson at Raiders (W)	150 (5, 1)	10/30/05	Terrell Owens at Broncos (L)	154 (3, 1)
11/3/13	Riley Cooper at Raiders (W)	139 (5, 3)	10/2/05	Terrell Owens at Chiefs (W)	171 (11, 1)
10/13/13	Riley Cooper at Buccaneers (W)	120 (4, 1)	9/25/05	Brian Westbrook (RB) vs. Raiders (W)	140 (6, 1)
10/6/13	DeSean Jackson at Giants (W)	132 (7, 1)	9/18/05	L.J. Smith (TE) vs. 49ers (W)	119 (9, 1)
9/15/13	DeSean Jackson vs. Chargers (L)	193 (9, 1)	9/18/05	Terrell Owens vs. 49ers (W)	143 (5, 2)
9/15/13	LeSean McCoy (RB) vs. Chargers (L)	114 (5, 0)	9/12/05	Terrell Owens at Falcons (L)	112 (7, 0)
9/9/13	DeSean Jackson at Redskins (W)	104 (7, 1)	2/6/05	<u>Terrell Owens vs. Patriots (L)</u>	122 (9, 0)
12/23/12	Jeremy Maclin vs. Redskins (L)	116 (8, 1)	12/5/04	Terrell Owens vs. Packers (W)	161 (8, 1)
12/9/12	Jason Avant at Buccaneers (W)	133 (7, 0)	12/5/04	Brian Westbrook (RB) vs. Packers (W)	156 (11, 3)
12/9/12	Jeremy Maclin at Buccaneers (W)	104 (9, 1)	11/21/04	Todd Pinkston vs. Redskins (W)	106 (5, 0)
11/5/12	DeSean Jackson at Saints (L)	100 (3, 1)	11/15/04	Terrell Owens at Cowboys (W)	134 (6, 3)
10/14/12	Jeremy Maclin vs. Lions (L)	130 (6, 1)	10/31/04	Terrell Owens vs. Ravens (W)	101 (8, 1)
9/16/12	Brent Celek (TE) vs. Ravens (W)	157 (8, 0)	10/24/04	Terrell Owens at Browns (W) OT	109 (4, 2)
9/16/12	DeSean Jackson vs. Ravens (W)	114 (7, 0)	10/24/04	Todd Pinkston at Browns (W) OT	100 (6, 0)
1/1/12	Jeremy Maclin vs. Redskins (W)	105 (8, 0)	10/17/04	Terrell Owens vs. Panthers (W)	123 (4, 0)
12/18/11	Brent Celek (TE) vs. Jets (W)	156 (5, 1)	10/3/04	Terrell Owens at Bears (W)	110 (8, 1)
11/27/11	Jason Avant vs. Patriots (L)	110 (8, 1)	9/26/04	Terrell Owens at Lions (W)	107 (6, 1)
10/16/11	Jeremy Maclin at Redskins (W)	101 (5, 0)	12/21/03	Todd Pinkston vs. 49ers (L) OT	121 (5, 1)
10/9/11	Jason Avant at Bills (L)	139 (9, 0)	9/22/02	Antonio Freeman vs. Cowboys (W)	118 (6, 1)
10/2/11	DeSean Jackson vs. 49ers (L)	171 (6, 0)	9/16/02	James Thrash at Redskins (W)	107 (6, 1)
9/18/11	Jeremy Maclin at Falcons (L)	171 (13, 2)	12/30/01	James Thrash vs. Giants (W)	143 (7, 1)
9/11/11	DeSean Jackson at Rams (W)	102 (6, 1)	12/22/01	Duce Staley (RB) at 49ers (L)	103 (9, 0)
12/12/10	DeSean Jackson at Cowboys (W)	210 (4, 1)	9/23/01	James Thrash at Seahawks (W)	165 (10, 2)
11/21/10	Jeremy Maclin vs. Giants (W)	120 (9, 0)	12/10/00	Chad Lewis (TE) at Browns (W)	100 (5, 0)
11/7/10	DeSean Jackson vs. Colts (W)	109 (7, 1)	10/1/00	Torrance Small vs. Falcons (W)	122 (4, 1)
10/17/10	Jeremy Maclin vs. Falcons (W)	159 (7, 2)	10/31/99	Torrance Small vs. Giants (L) OT	119 (4, 1)
10/3/10	LeSean McCoy (RB) vs. Redskins (L)	110 (12, 0)	11/30/97	Irving Fryar vs. Bengals (W)	122 (7, 0)
9/26/10	DeSean Jackson at Jaguars (W)	153 (5, 1)	11/23/97	Irving Fryar vs. Steelers (W)	116 (7, 1)
9/19/10	DeSean Jackson at Lions (W)	135 (4, 1)	11/10/97	Irving Fryar vs. 49ers (L)	138 (9, 0)
1/9/10	<u>Jeremy Maclin* at Cowboys (L)</u>	146 (7, 1)	10/12/97	Irving Fryar at Jaguars (L)	124 (10, 3)
12/27/09	Brent Celek (TE) vs. Broncos (W)	121 (4, 1)	9/28/97	Irving Fryar at Vikings (L)	120 (9, 1)
12/20/09	DeSean Jackson vs. 49ers (W)	140 (6, 1)	9/7/97	Irving Fryar vs. Packers (W)	125 (8, 0)
12/13/09	DeSean Jackson at Giants (W)	178 (6, 1)	8/31/97	Michael Timpson at Giants (L)	125 (9, 0)
11/22/09	DeSean Jackson at Bears (W)	107 (8, 1)	11/24/96	Irving Fryar at Cardinals (L)	131 (7, 0)
11/15/09	Jason Avant at Chargers (L)	156 (8, 0)	11/17/96	Chris T. Jones vs. Redskins (L)	103 (7, 1)
10/11/09	Jeremy Maclin* vs. Buccaneers (W)	142 (6, 2)	11/3/96	Irving Fryar at Cowboys (W)	120 (9, 1)
9/27/09	DeSean Jackson vs. Chiefs (W)	149 (6, 1)	10/27/96	Irving Fryar vs. Panthers (W)	143 (7, 0)
9/27/09	Brent Celek (TE) vs. Chiefs (W)	104 (8, 1)	10/20/96	Irving Fryar vs. Dolphins (W)	116 (8, 4)
9/20/09	Brent Celek (TE) vs. Saints (L)	104 (8, 0)	9/15/96	Chris T. Jones vs. Lions (W)	121 (9, 1)
9/20/09	DeSean Jackson vs. Saints (L)	101 (4, 1)			
1/18/09	<u>Kevin Curtis at Cardinals (L)</u>	122 (4, 0)			

* - denotes rookie

Underline - denotes playoff game

ALL-TIME 100-YARD RECEIVING GAMES



Date	Player/Opponent/Result	Yds (Rec, TD)		
12/30/95	<u>Fred Barnett vs. Lions (W)</u>	109 (8, 1)	11/27/83	Mike Quick at Redskins (L) 104 (5, 2)
12/17/95	Calvin Williams vs. Cardinals (W)	105 (7, 1)	11/6/83	Mike Quick vs. Cowboys (L) 120 (7, 1)
11/12/95	Fred Barnett vs. Broncos (W)	105 (7, 0)	10/2/83	Mike Quick at Falcons (W) 122 (4, 1)
12/24/94	Calvin Williams at Bengals (L)	122 (6, 0)	9/25/83	Mike Quick vs. Cardinals (L) 133 (6, 0)
11/6/94	Fred Barnett vs. Cardinals (W)	173 (11, 2)	9/18/83	Mike Quick at Broncos (W) 152 (6, 1)
10/24/94	Fred Barnett vs. Oilers (W)	187 (5, 1)	9/11/83	Mike Quick vs. Redskins (L) 106 (4, 1)
10/2/94	Calvin Williams at 49ers (W)	122 (9, 0)	9/11/83	Harold Carmichael vs. Redskins (L) 108 (9, 0)
9/12/94	Fred Barnett vs. Bears (W)	102 (8, 0)	11/28/82	Harold Carmichael at Redskins (L) 109 (6, 1)
1/3/94	James Joseph (RB) at 49ers (W) OT	109 (6, 0)	9/19/82	Harold Carmichael at Browns (W) 100 (6, 0)
12/19/93	Calvin Williams at Colts (W)	105 (6, 1)	11/8/81	Harold Carmichael at Cardinals (W) 103 (5, 2)
12/12/93	Herschel Walker (RB) vs. Bills (L)	109 (11, 0)	11/1/81	Harold Carmichael vs. Cowboys (L) 151 (5, 1)
11/28/93	Herschel Walker (RB) at Redskins (W)	103 (10, 0)	10/18/81	Harold Carmichael at Vikings (L) 109 (8, 1)
9/19/93	Calvin Williams vs. Redskins (W)	181 (8, 3)	10/18/81	Wilbert Montgomery (RB) at Vikings (L) 143 (10, 1)
1/3/93	<u>Fred Barnett at Saints (W)</u>	102 (4, 2)	12/14/80	Charles Smith vs. Cardinals (W) 134 (7, 0)
12/13/92	Fred Barnett at Seahawks (W) OT	161 (9, 0)	11/9/80	Charles Smith at Saints (W) 137 (9, 0)
9/20/92	Fred Barnett vs. Broncos (W)	102 (5, 1)	11/2/80	Charles Smith at Seahawks (W) 109 (5, 1)
9/20/92	Calvin Williams vs. Broncos (W)	108 (5, 2)	9/28/80	Harold Carmichael at Cardinals (L) 108 (5, 0)
9/13/92	Fred Barnett at Cardinals (W)	193 (8, 2)	9/7/80	Harold Carmichael vs. Broncos (W) 135 (3, 1)
11/17/91	Fred Barnett vs. Bengals (W)	108 (6, 0)	12/23/79	<u>Harold Carmichael vs. Bears (W)</u>
11/10/91	Fred Barnett at Browns (W)	146 (8, 1)	9/10/79	Harold Carmichael vs. Falcons (L) 127 (9, 0)
9/22/91	Roy Green vs. Steelers (W)	114 (6, 0)	12/24/78	<u>Charlie Smith at Falcons (L)</u>
9/15/91	Fred Barnett at Cowboys (W)	111 (7, 1)	12/3/78	Harold Carmichael at Vikings (L) 115 (4, 2)
9/1/91	Keith Byars (RB) at Packers (W)	111 (8, 1)	11/19/78	Harold Carmichael at Giants (W) 105 (5, 0)
1/5/91	<u>Keith Jackson (TE) vs. Redskins (L)</u>	116 (5, 0)	10/29/78	Harold Carmichael vs. Cardinals (L) 126 (7, 1)
12/16/90	Fred Barnett* vs. Packers (W)	108 (5, 0)	10/22/78	Keith Krepfle (TE) at Cowboys (L) 100 (4, 1)
12/2/90	Fred Barnett* at Bills (L)	112 (2, 1)	10/30/77	Harold Carmichael at Redskins (L) 116 (4, 1)
11/25/90	Keith Byars (RB) vs. Giants (W)	128 (8, 0)	11/9/75	Charles Smith vs. Cardinals (L) 102 (7, 0)
10/15/90	Fred Barnett* vs. Vikings (W)	114 (4, 1)	12/8/74	Charle Young (TE) at Giants (W) 103 (9, 1)
9/30/90	Keith Byars (RB) vs. Colts (L)	133 (12, 0)	11/17/74	Charle Young (TE) vs. Cardinals (L) 101 (7, 0)
12/18/89	Keith Byars (RB) at Saints (L)	109 (6, 0)	12/16/73	Harold Carmichael at Redskins (L) 111 (4, 0)
10/2/89	Cris Carter at Bears (L)	113 (8, 0)	12/16/73	Charle Young* (TE) at Redskins (L) 104 (5, 1)
9/17/89	Keith Byars (RB) at Redskins (W)	130 (8, 0)	12/9/73	Harold Carmichael vs. Jets (W) 146 (5, 1)
9/17/89	Keith Jackson (TE) at Redskins (W)	126 (12, 3)	12/2/73	Charle Young* (TE) at 49ers (L) 112 (6, 1)
9/10/89	Mike Quick vs. Seahawks (W)	140 (6, 1)	11/18/73	Charle Young* (TE) at Cowboys (L) 113 (4, 1)
12/31/88	<u>Keith Byars (RB) at Bears (L)</u>	103 (9, 0)	11/11/73	Harold Carmichael vs. Falcons (L) 105 (6, 1)
12/31/88	<u>Keith Jackson* (TE) at Bears (L)</u>	142 (7, 0)	11/4/73	Charle Young* (TE) vs. Patriots (W) 108 (8, 2)
10/10/88	Cris Carter vs. Giants (W)	162 (5, 1)	10/14/73	Harold Carmichael at Cardinals (W) 187 (12, 2)
9/18/88	Mike Quick at Redskins (L)	105 (4, 1)	9/30/73	Norm Bulaich vs. Redskins (L) 109 (6, 1)
12/20/87	Mike Quick at Jets (W)	148 (6, 2)	9/23/73	Harold Carmichael at Giants (T) 103 (5, 1)
11/29/87	Mike Quick at Patriots (W) OT	121 (5, 2)	12/17/72	Harold Carmichael at Cardinals (L) 100 (5, 1)
10/18/87	Otis Grant at Packers (L) OT	135 (7, 0)	11/26/72	Harold Jackson at Giants (L) 152 (5, 1)
10/11/87	Kevin Bowman at Cowboys (L)	123 (5, 1)	10/2/72	Harold Jackson vs. Giants (L) 138 (9, 0)
12/7/86	Mike Quick vs. Cardinals (T) OT	127 (5, 0)	9/24/72	Harold Jackson vs. Browns (L) 131 (7, 1)
11/30/86	Mike Quick at Raiders (W) OT	145 (8, 3)	9/17/72	Harold Jackson at Cowboys (L) 161 (9, 0)
9/21/86	Kenny Jackson vs. Broncos (L)	127 (5, 1)	12/19/71	Harold Jackson at Giants (W) 145 (7, 1)
12/1/85	Mike Quick vs. Vikings (L)	127 (8, 1)	12/12/71	Harold Jackson vs. Cardinals (W) 109 (4, 1)
11/10/85	Mike Quick vs. Falcons (W)	145 (3, 1)	11/28/71	Ben Hawkins vs. Redskins (L) 126 (7, 0)
11/3/85	Mike Quick at 49ers (L)	146 (6, 1)	11/21/71	Harold Jackson at Cardinals (W) 117 (8, 1)
10/27/85	Mike Quick vs. Bills (W)	117 (8, 1)	9/19/71	Ben Hawkins at Bengals (L) 118 (7, 2)
10/20/85	Kenny Jackson vs. Cowboys (W)	134 (6, 1)	11/1/70	Ben Hawkins at Cowboys (L) 105 (2, 1)
10/13/85	Herman Hunter* (RB) vs. Cardinals (W)	120 (6, 1)	10/11/70	Harold Jackson at Giants (L) 194 (7, 2)
10/6/85	John Spagnola (TE) at Saints (L)	124 (12, 2)	12/7/69	Ben Hawkins vs. Redskins (L) 112 (4, 0)
12/16/84	Mike Quick at Falcons (L)	135 (7, 1)	11/30/69	Gary Ballman at Saints (L) 119 (4, 1)
12/2/84	John Spagnola (TE) vs. Cowboys (L)	114 (11, 0)	11/23/69	Harold Jackson at Cardinals (W) 127 (8, 0)
11/25/84	Mike Quick at Cardinals (L)	107 (8, 1)	11/9/69	Harold Jackson at Redskins (T) 112 (8, 0)
11/4/84	Mike Quick at Lions (T) OT	110 (5, 1)		
10/28/84	Mike Quick vs. Cardinals (L)	170 (6, 1)		
9/2/84	Mike Quick at Giants (L)	147 (8, 1)		
12/18/83	Harold Carmichael at Cardinals (L)	102 (5, 0)		
11/27/83	Melvin Hoover at Redskins (L)	128 (4, 0)		

* - denotes rookie

Underline - denotes playoff game

ALL-TIME 100-YARD RECEIVING GAMES



Date	Player/Opponent/Result	Yds (Rec, TD)		
10/26/69	Harold Jackson vs. Saints (W)	105 (6, 0)	11/20/60	Bobby Walston at Giants (W) 119 (6, 0)
10/19/69	Harold Jackson at Cowboys (L)	107 (3, 1)	11/6/60	Tommy McDonald vs. Steelers (W) 141 (8, 3)
10/13/69	Harold Jackson at Colts (L)	138 (8, 1)	10/9/60	Pete Retzlaff vs. Cardinals (W) 132 (7, 2)
10/5/69	Gary Ballman vs. Cowboys (L)	108 (5, 0)	12/6/59	Tommy McDonald at Redskins (W) 153 (9, 3)
9/28/69	Ben Hawkins vs. Steelers (W)	145 (7, 4)	11/15/59	Pete Retzlaff vs. Cardinals (W) 137 (5, 1)
11/10/68	Fred Hill (TE) vs. Redskins (L)	114 (9, 0)	10/25/59	Tommy McDonald at Cardinals (W) 122 (3, 2)
10/27/68	Ben Hawkins at Steelers (L)	108 (7, 0)	10/4/59	Tommy McDonald vs. Giants (W) 133 (6, 3)
10/6/68	Ben Hawkins at Redskins (L)	105 (6, 1)	12/14/58	Tommy McDonald at Redskins (L) 148 (4, 0)
9/29/68	Ben Hawkins vs. Cowboys (L)	103 (6, 0)	11/16/58	Bill Barnes (RB) vs. Cardinals (W) 109 (7, 0)
12/3/67	Ben Hawkins at Redskins (T)	151 (5, 2)	10/26/58	Pete Retzlaff at Packers (L) 121 (6, 0)
10/22/67	Ben Hawkins at Cardinals (L)	197 (6, 1)	10/14/58	Bobby Walston at Steelers (W) 108 (4, 1)
10/15/67	Ben Hawkins vs. 49ers (L)	150 (6, 1)	9/30/56	Bobby Walston at Rams (L) 115 (5, 0)
10/1/67	Ben Hawkins vs. Steelers (W)	187 (8, 2)	12/11/55	Pete Pihos at Bears (L) 114 (11, 0)
9/17/67	Gary Ballman vs. Redskins (W)	105 (4, 2)	12/4/55	Pete Pihos vs. Cardinals (W) 127 (10, 1)
9/17/67	Ben Hawkins vs. Redskins (W)	100 (5, 0)	11/27/55	Pete Pihos vs. Rams (L) 103 (6, 1)
9/25/66	Pete Retzlaff (TE) vs. Giants (W)	120 (5, 1)	11/13/55	Bill Stribling vs. Browns (W) 123 (6, 2)
12/5/65	Ray Poage vs. Cowboys (L)	142 (5, 1)	11/6/55	Pete Pihos at Redskins (L) 119 (8, 1)
12/5/65	Pete Retzlaff (TE) vs. Cowboys (L)	118 (6, 0)	12/12/54	Pete Pihos vs. Giants (W) 119 (8, 1)
11/28/65	Pete Retzlaff (TE) at Cardinals (W)	148 (9, 3)	11/28/54	Jerry Williams (RB) vs. Redskins (W) 163 (6, 1)
11/14/65	Pete Retzlaff (TE) vs. Redskins (W)	204 (7, 0)	11/7/54	Dom Moselle (RB) vs. Cardinals (W) 100 (7, 1)
11/7/65	Pete Retzlaff (TE) at Browns (L)	151 (7, 3)	10/23/54	Pete Pihos at Steelers (L) 111 (7, 1)
10/17/65	Pete Retzlaff (TE) at Giants (L)	133 (6, 1)	10/17/54	Pete Pihos at Redskins (W) 132 (9, 3)
9/26/65	Timmy Brown (RB) vs. Giants (L)	106 (8, 0)	10/3/54	Jerry Williams (RB) at Cardinals (W) 166 (5, 1)
9/19/65	Timmy Brown (RB) vs. Cardinals (W)	129 (7, 1)	10/3/54	Bobby Walston at Cardinals (W) 110 (5, 3)
12/13/64	Pete Retzlaff (TE) at Cardinals (L)	106 (6, 1)	11/21/53	Pete Pihos vs. Cardinals (W) 113 (7, 0)
11/29/64	Pete Retzlaff (TE) at Browns (L)	100 (5, 1)	11/15/53	Pete Pihos vs. Colts (W) 118 (7, 1)
11/8/64	Pete Retzlaff (TE) at Rams (L)	105 (6, 0)	11/15/53	Bobby Walston vs. Colts (W) 110 (7, 0)
10/25/64	Bill Mack at Steelers (W)	104 (3, 1)	11/8/53	Bobby Walston vs. Giants (W) 176 (8, 2)
10/4/64	Timmy Brown (RB) vs. Steelers (W)	110 (2, 2)	11/8/53	Pete Pihos vs. Giants (W) 145 (7, 2)
	Brown also 16-116-OTDs rushing		10/25/53	Pete Pihos at Cardinals (W) 156 (8, 1)
9/20/64	Pete Retzlaff (TE) vs. 49ers (L)	121 (8, 1)	10/10/53	Bobby Walston at Browns (L) 110 (4, 0)
9/13/64	Pete Retzlaff (TE) vs. Giants (W)	139 (6, 1)	12/7/52	Bud Grant vs. Dallas Texans (W) 203 (11, 2)
10/13/63	Tommy McDonald at Redskins (W)	139 (8, 2)	11/30/52	Bud Grant at Cardinals (L) 186 (8, 1)
10/6/63	Pete Retzlaff (TE) vs. Cowboys (W)	107 (4, 0)	11/23/52	Bobby Walston at Browns (W) 121 (4, 1)
9/15/63	Tommy McDonald vs. Steelers (T)	179 (7, 2)	10/12/52	Bud Grant vs. Steelers (W) 111 (5, 1)
12/16/62	Tommy McDonald at Cardinals (L)	162 (4, 3)	9/28/52	Bud Grant at Steelers (W) 135 (4, 1)
12/16/62	Timmy Brown (RB) at Cardinals (L)	199 (5, 2)	10/21/51	Bobby Walston* at Giants (L) 118 (6, 2)
12/9/62	Pete Retzlaff (TE) vs. Steelers (L)	122 (7, 2)	10/22/50	Jack Ferrante at Steelers (W) 118 (5, 0)
12/2/62	Pete Retzlaff (TE) at Redskins (W)	135 (8, 1)	10/15/50	Jack Ferrante at Colts (W) 103 (6, 0)
11/25/62	Tommy McDonald vs. Cowboys (W)	108 (3, 1)	10/7/50	Jack Ferrante vs. Rams (W) 101 (4, 2)
11/25/62	Pete Retzlaff (TE) vs. Cowboys (W)	113 (4, 0)	11/13/49	Clyde Scott* (RB) at Redskins (W) 127 (4, 1)
10/28/62	Timmy Brown (RB) at Vikings (L)	174 (5, 1)	12/12/48	Jack Ferrante vs. Lions (W) 184 (7, 3)
10/21/62	Howard Cassady vs. Redskins (L)	133 (8, 2)	11/28/48	Pete Pihos vs. Steelers (W) 112 (7, 1)
10/14/62	Tommy McDonald at Cowboys (L)	131 (7, 0)	11/7/48	Pete Pihos at Giants (W) 128 (5, 2)
9/30/62	Tommy McDonald vs. Browns (W)	140 (6, 1)	12/14/47	Pete Pihos* vs. Packers (W) 108 (4, 1)
9/23/62	Timmy Brown (RB) vs. Giants (L)	160 (9, 1)	11/11/45	Jack Ferrante vs. Giants (W) 135 (5, 2)
9/16/62	Pete Retzlaff (TE) vs. Cardinals (L)	126 (4, 0)	10/28/45	Jack Ferrante vs. Browns (W) 101 (5, 1)
12/17/61	Pete Retzlaff at Lions (W)	105 (9, 1)		
12/10/61	Tommy McDonald vs. Giants (L)	237 (7, 2)		
11/26/61	Tommy McDonald vs. Cowboys (W)	131 (5, 3)		
11/5/61	Tommy McDonald vs. Bears (W)	109 (6, 1)		
10/29/61	Tommy McDonald at Redskins (W)	141 (7, 1)		
10/29/61	Pete Retzlaff at Redskins (W)	125 (7, 2)		
10/1/61	Tommy McDonald vs. Cardinals (L)	187 (11, 0)		
10/1/61	Bobby Walston vs. Cardinals (L)	127 (2, 0)		
12/18/60	Tommy McDonald at Redskins (W)	116 (2, 2)		
12/18/60	Timmy Brown (RB) at Redskins (W)	128 (5, 1)		
12/18/60	Pete Retzlaff at Redskins (W)	110 (5, 1)		
12/11/60	Timmy Brown (RB) at Steelers (L)	112 (3, 1)		
12/4/60	Pete Retzlaff at Cardinals (W)	123 (5, 1)		

* - denotes rookie

Underline - denotes playoff game

ALL-TIME 100-YARD RECEIVING GAMES



<u>Date</u>	<u>Player/Opponent/Result</u>	<u>Yds (Rec, TD)</u>
12/5/43	Tony Bova vs. Packers (L)	106 (3, 2)
11/1/42	Fred Meyer* at Redskins (L)	119 (4, 0)
12/1/40	Don Looney* at Redskins (L)	180 (14, 0)
10/26/40	Lester McDonald vs. Brook. Dodg. (L)	102 (6, 0)
9/22/40	Don Looney* at Rams (L)	129 (8, 2)
9/15/40	Don Looney* at Packers (L)	115 (8, 1)
11/19/39	Herschel Ramsey at Bears (L)	131 (8, 1)
9/11/38	Joe Carter vs. Redskins (L)	116 (6, 2)
11/14/37	Joe Carter at Packers (L)	139 (6, 1)

* - denotes rookie

Underline - denotes playoff game

MOST 100-YARD RECEIVING GAMES, Career

1.	Pete Retzlaff	23
2.	Harold Carmichael	21
	Mike Quick	21
4.	DeSean Jackson	20
5.	Tommy McDonald	17
6.	Fred Barnett	15
7.	Jeremy Maclin	14
	Pete Pihos	14
9.	Ben Hawkins	13
	Harold Jackson	13

*includes playoff games

MOST 150-YARD RECEIVING GAMES, Career

1.	DeSean Jackson	7
2.	Jeremy Maclin	5
	Tommy McDonald	5
4.	Ben Hawkins	4
	Fred Barnett	4

MOST 200-YARD RECEIVING GAMES, Career

1.	DeSean Jackson	1
	Kevin Curtis	1
	Pete Retzlaff	1
	Tommy McDonald	1
	Bud Grant	1

MOST 100-YARD RECEIVING GAMES, Season

1.	Terrell Owens (2004)	7
2.	Irving Fryar (1997)	6
	Mike Quick (1983)	6
4.	(nine times) last by DeSean Jackson (2013)	5

*regular season only

CONSECUTIVE 100-YD RECEIVING GAMES

<u>PLAYER (YEAR)</u>	<u>GAMES</u>
1. Terrell Owens (2004)	5
Harold Jackson (last 2 in 1971, first 3 in 1972)	5
3. Mike Quick (1983)	4
4. (seven times) last by Irving Fryar (1996)	3

ALL-TIME MULTI-SACK GAMES



Date	Player/Opponent/Result	Sacks		
10/23/17	Derek Barnett vs. Redskins (W)	2.0	12/31/06	Matt McCoy vs. Falcons (W) 2.0
9/10/17	Brandon Graham at Redskins (W)	2.0	12/31/06	Juqua Parker vs. Falcons (W) 2.0
12/11/16	Fletcher Cox vs. Redskins (L)	1.5	11/19/06	Trent Cole vs. Titans (L) 1.5
9/25/16	Fletcher Cox vs. Steelers (W)	2.0	10/8/06	Darwin Walker vs. Cowboys (W) 3.0
12/26/15	Fletcher Cox vs. Redskins (L)	2.0	10/8/06	Darren Howard vs. Cowboys (W) 2.0
12/6/15	Brandon Graham at Patriots (W)	2.0	9/17/06	Jevon Kearse vs. Giants (L) 2.5
12/6/15	Connor Barwin at Patriots (W)	2.0	9/17/06	Trent Cole vs. Giants (L) 2.0
11/26/15	Vinny Curry at Lions (L)	2.0	9/17/06	Mike Patterson vs. Giants (L) 1.5
11/8/15	Brandon Graham at Cowboys (W)	2.0	9/10/06	Trent Cole at Texans (W) 2.0
10/11/15	Fletcher Cox vs. Saints (W)	3.0	11/20/05	Jevon Kearse at Giants (L) 2.5
11/23/14	Connor Barwin vs. Titans (W)	2.0	11/20/05	Trent Cole* at Giants (L) 2.0
11/23/14	Trent Cole vs. Titans (W)	2.0	11/14/05	Trent Cole* vs. Cowboys (L) 2.0
11/10/14	Brandon Graham vs. Panthers (W)	1.5	9/12/05	Brian Dawkins at Falcons (L) 1.5
11/10/14	Connor Barwin vs. Panthers (W)	3.5	9/12/05	Darwin Walker at Falcons (L) 1.5
10/12/14	Vinny Curry vs. Giants (W)	2.0	1/23/05	<u>Derrick Burgess vs. Falcons (W)</u> 2.0
10/12/14	Connor Barwin vs. Giants (W)	3.0	12/5/04	Corey Simon vs. Packers (W) 2.0
10/5/14	Connor Barwin vs. Rams (W)	2.0	12/5/04	Darwin Walker vs. Packers (W) 2.0
12/22/13	Trent Cole vs. Bears (W)	3.0	11/28/04	Corey Simon at Giants (W) 2.0
12/22/13	Mychal Kendricks vs. Bears (W)	2.0	11/7/04	Sam Rayburn at Steelers (L) 2.0
12/1/13	Brandon Graham vs. Cardinals (W)	2.0	10/31/04	Jevon Kearse vs. Ravens (W) 2.0
12/1/13	Trent Cole vs. Cardinals (W)	2.0	9/26/04	Jevon Kearse at Lions (W) 3.0
11/17/13	Trent Cole vs. Redskins (W)	2.0	11/16/03	Darwin Walker vs. Giants (W) 1.5
12/13/12	Brandon Graham vs. Bengals (L)	2.5	12/21/02	N.D. Kalu at Cowboys (W) 2.0
12/13/12	Fletcher Cox* vs. Bengals (L)	1.5	12/8/02	Brandon Whiting at Seahawks (W) 2.0
12/2/12	Brandon Graham at Cowboys (L)	1.5	12/1/02	N.D. Kalu vs. Rams (W) 3.0
9/23/12	Jason Babin at Cardinals (L)	1.5	12/1/02	Hugh Douglas vs. Rams (W) 2.0
12/18/11	Jason Babin vs. Jets (W)	3.0	11/3/02	Hugh Douglas at Bears (W) 2.0
12/11/11	Jason Babin at Dolphins (W)	3.0	10/20/02	Carlos Emmons vs. Buccaneers (W) 2.0
12/11/11	Trent Cole at Dolphins (W)	3.0	12/9/01	Derrick Burgess at Chargers (W) 2.0
12/1/11	Jason Babin at Seahawks (L)	2.0	11/29/01	Corey Simon at Chiefs (W) 2.0
10/30/11	Jason Babin vs. Cowboys (W)	2.0	11/25/01	Corey Simon vs. Redskins (L) 2.0
10/2/11	Jason Babin vs. 49ers (L)	3.0	11/18/01	Troy Vincent at Cowboys (W) 1.5
9/18/11	Cullen Jenkins at Falcons (L)	2.0	11/11/01	Hugh Douglas vs. Vikings (W) 2.5
9/11/11	Jason Babin at Rams (W)	2.0	11/4/01	Hugh Douglas vs. Cardinals (W) 2.0
11/28/10	Trent Cole at Bears (L)	2.0	9/23/01	Brandon Whiting at Seahawks (W) 2.0
10/17/10	Trent Cole vs. Falcons (W)	2.0	12/31/00	<u>Hugh Douglas vs. Buccaneers (W)</u> 2.0
9/26/10	Trent Cole at Jaguars (W)	2.0	11/19/00	Brian Dawkins vs. Cardinals (W) 2.0
9/26/10	Trevor Laws at Jaguars (W)	2.0	11/19/00	Jeremiah Trotter vs. Cardinals (W) 2.0
9/12/10	Juqua Parker vs. Packers (L)	2.0	11/19/00	Corey Simon vs. Cardinals (W) 1.5
12/20/09	Trent Cole vs. 49ers (W)	2.0	11/5/00	Brandon Whiting vs. Cowboys (W) 1.5
12/13/09	Darren Howard at Giants (W)	2.0	10/22/00	Hugh Douglas vs. Bears (W) 1.5
10/26/09	Trent Cole at Redskins (W)	2.0	10/8/00	Hugh Douglas vs. Redskins (L) 2.0
9/13/09	Darren Howard at Panthers (W)	2.0	9/24/00	Corey Simon at Saints (W) 2.0
12/28/08	Chris Clemons vs. Cowboys (W)	2.0	9/17/00	Hugh Douglas at Packers (L) 2.5
11/16/08	Trent Cole at Bengals (T)	2.0	9/3/00	Hugh Douglas at Cowboys (W) 2.0
11/16/08	Darren Howard at Bengals (T)	2.0	1/2/00	Tyrone Williams vs. Rams (W) 2.0
11/2/08	Darren Howard at Seahawks (W)	1.5	12/19/99	Mike Mamula vs. Patriots (W) 3.0
9/21/08	Juqua Parker vs. Steelers (W)	2.5	10/31/99	Greg Jefferson vs. Giants (L) 1.5
9/21/08	Darren Howard vs. Steelers (W)	2.0	11/22/98	Bill Johnson at Giants (L) 1.5
9/21/08	Omar Gaither vs. Steelers (W)	1.5	11/15/98	Hugh Douglas at Redskins (L) 1.5
12/9/07	Trent Cole vs. Giants (L)	2.0	11/8/98	Hugh Douglas vs. Lions (W) 2.5
10/28/07	Trent Cole at Vikings (W)	2.0	10/18/98	Hugh Douglas at Chargers (L) 4.5
9/23/07	Trent Cole vs. Lions (W)	3.5	10/11/98	Hollis Thomas vs. Redskins (W) 2.0
9/23/07	Brodrick Bunkley vs. Lions (W)	2.0	10/11/98	Hugh Douglas vs. Redskins (W) 1.5
9/23/07	Juqua Parker vs. Lions (W)	2.0	10/11/98	Al Wallace vs. Redskins (W) 1.5
9/9/07	Trent Cole at Packers (L)	1.5	12/14/97	Greg Jefferson at Falcons (L) 2.0
1/13/07	<u>Darwin Walker at Saints (L)</u>	2.0	11/2/97	Hollis Thomas at Cardinals (L) 1.5
			10/26/97	Rhett Hall vs. Cowboys (W) 3.5

* - denotes rookie

Underline - denotes playoff game

ALL-TIME MULTI-SACK GAMES



Date	Player/Opponent/Result	Sacks	Date	Player/Opponent/Result	Sacks
9/1/96	Mike Mamula at Redskins (W)	2.0	10/15/90	Jessie Small vs. Vikings (W)	2.0
12/17/95	William Fuller vs. Cardinals (L)	2.0	9/30/90	Reggie White vs. Colts (L)	3.0
12/10/95	William Fuller vs. Cowboys (W)	1.5	9/16/90	Mike Pitts vs. Phoenix Cardinals (L)	2.0
12/3/95	William Fuller at Seahawks (L)	2.0	9/16/90	Reggie White vs. Phoenix Cardinals (L)	2.0
12/3/95	Kevin Johnson at Seahawks (L)	2.0	12/18/89	Jerome Brown at Saints (L)	2.0
11/19/95	Mike Mamula vs. Giants (W)	3.0	10/29/89	Clyde Simmons at Broncos (W)	3.5
11/19/95	Andy Harmon vs. Giants (W)	2.0	10/29/89	Reggie White at Broncos (W)	1.5
10/29/95	William Fuller vs. Rams (W)	2.0	10/22/89	Seth Joyner vs. Los Angeles Raiders (W)	2.0
10/29/95	Andy Harmon vs. Rams (W)	2.0	10/15/89	Jerome Brown at Phoenix Cardinals (W)	2.5
10/15/95	Andy Harmon at Giants (W)	2.0	10/8/89	Reggie White vs. Giants (W)	2.0
10/15/95	Kevin Johnson at Giants (W)	2.0	9/24/89	Reggie White vs. 49ers (L)	2.5
10/8/95	Andy Harmon vs. Redskins (W)	3.0	9/24/89	Mike Pitts vs. 49ers (L)	2.0
10/1/95	Mike Mamula at Saints (W)	2.0	9/24/89	Clyde Simmons vs. 49ers (L)	2.0
12/18/94	Mike Flores vs. Giants (L)	2.0	9/17/89	Jerome Brown at Redskins (W)	2.0
12/4/94	William Fuller at Cowboys (L)	1.5	9/10/89	Clyde Simmons vs. Seahawks (W)	2.0
11/6/94	Andy Harmon vs. Cardinals (W)	2.0	12/18/88	Reggie White at Cowboys (W)	2.0
10/24/94	William Thomas vs. Oilers (W)	2.0	12/10/88	Reggie White at Phoenix Cardinals (W)	2.0
9/18/94	Bill Romanowski vs. Packers (W)	1.5	11/27/88	Clyde Simmons vs. Phoenix Cardinals (W)	2.5
9/12/94	William Fuller vs. Bears (W)	2.0	11/6/88	Reggie White vs. Los Angeles Rams (W)	2.0
1/3/94	Andy Harmon vs. 49ers (W)	3.0	10/30/88	Reggie White vs. Falcons (L)	2.0
12/26/93	Clyde Simmons vs. Saints (W)	2.0	10/10/88	Reggie White vs. Giants (W)	2.5
12/6/93	Andy Harmon at Cowboys (L)	2.5	10/2/88	Clyde Simmons vs. Oilers (W)	2.0
11/28/93	Mike Flores at Redskins (W)	2.0	9/25/88	Reggie White at Vikings (L)	4.0
10/31/93	Andy Harmon vs. Cowboys (L)	2.0	12/27/87	Reggie White vs. Bills (W)	2.0
9/19/93	Clyde Simmons vs. Redskins (W)	2.0	12/20/87	Reggie White at Jets (W)	2.0
12/27/92	Clyde Simmons vs. Giants (W)	1.5	12/6/87	Reggie White at Giants (L)	2.0
12/13/92	Clyde Simmons at Seahawks (W)	2.0	11/29/87	Mike Pitts at Patriots (W)	2.0
12/13/92	Reggie White at Seahawks (W)	2.0	11/29/87	Reggie White at Patriots (W)	2.0
12/6/92	Andy Harmon vs. Vikings (W)	2.5	11/22/87	Reggie White vs. St. Louis Rams (L)	2.0
11/29/92	Mike Pitts at 49ers (L)	2.0	11/15/87	Reggie White vs. Giants (L)	3.0
11/22/92	Reggie White at Giants (W)	3.5	11/1/87	Jerome Brown at St. Louis Rams (W)	2.0
11/22/92	Clyde Simmons at Giants (W)	3.0	11/1/87	Reggie White at St. Louis Rams (W)	2.0
11/8/92	Clyde Simmons vs. Los Angeles Raiders (W)	1.5	10/25/87	Reggie White vs. Cowboys (W)	2.5
11/8/92	Reggie White vs. Los Angeles Raiders (W)	1.5	10/18/87	Fred Smalls at Packers (L)	2.5
10/11/92	Clyde Simmons at Chiefs (L)	2.0	10/18/87	Ray Phillips at Packers (L)	1.5
10/5/92	Reggie White vs. Cowboys (W)	2.0	9/20/87	Clyde Simmons vs. Saints (W)	1.5
9/20/92	Clyde Simmons vs. Broncos (W)	1.5	9/20/87	Reggie White vs. Saints (W)	1.5
9/13/92	Clyde Simmons at Phoenix Cardinals (W)	3.0	12/14/86	Reggie White at Cowboys (W)	3.0
12/22/91	Reggie White vs. Redskins (W)	2.0	12/7/86	Reggie White vs. St. Louis Rams (T)	2.0
12/8/91	Clyde Simmons at Giants (W)	2.0	11/30/86	Reggie White at Los Angeles Raiders (W)	4.0
12/2/91	Seth Joyner at Oilers (W)	2.0	11/23/86	Ken Clarke at Seahawks (L)	2.0
11/17/91	Clyde Simmons vs. Bengals (W)	2.0	11/9/86	Greg Brown vs. Giants (L)	2.0
11/17/91	Reggie White vs. Bengals (W)	2.0	11/2/86	Reggie White at St. Louis Rams (L)	4.0
11/4/91	Clyde Simmons vs. Giants (W)	1.5	10/5/86	Garry Cobb at Falcons (W)	4.0
11/4/91	Reggie White vs. Giants (W)	1.5	9/7/86	Ken Clarke at Redskins (L)	2.0
10/6/91	Wes Hopkins at Buccaneers (L)	2.0	12/22/85	Garry Cobb at Vikings (W)	2.0
9/22/91	Clyde Simmons vs. Steelers (W)	2.0	12/22/85	Reggie White at Vikings (W)	2.0
9/15/91	Clyde Simmons at Cowboys (W)	4.5	12/22/85	Reggie Wilkes at Vikings (W)	2.0
9/15/91	Jerome Brown at Cowboys (W)	2.5	12/8/85	Ray Ellis vs. Redskins (L)	2.0
9/15/91	Mike Golic at Cowboys (W)	2.0	11/17/85	Reggie White at St. Louis Rams (W)	3.0
9/1/91	Reggie White at Packers (W)	3.0	11/10/85	Ken Clarke vs. Falcons (W)	2.0
12/29/90	Seth Joyner at Phoenix Cardinals (W)	2.0	11/10/85	Reggie White vs. Falcons (W)	2.0
12/16/90	Clyde Simmons vs. Packers (W)	1.5	10/13/85	Greg Brown vs. St. Louis Rams (W)	3.0
12/16/90	Reggie White vs. Packers (W)	1.5	10/6/85	Greg Brown at Saints (L)	1.5
11/18/90	Clyde Simmons at Falcons (W)	2.0	10/6/85	Ken Clarke at Saints (L)	1.5
11/12/90	Reggie White vs. Redskins (W)	2.0	9/29/85	Reggie White vs. Giants (L)	2.5
11/4/90	Seth Joyner vs. Patriots (W)	2.0	9/29/85	Ken Clarke vs. Giants (L)	1.5
			12/16/84	Greg Brown at Falcons (L)	4.0

* - denotes rookie

Underline - denotes playoff game

ALL-TIME MULTI-SACK GAMES



Date	Player/Opponent/Result	Sacks
12/16/84	Ken Clarke at Falcons (L)	2.0
12/16/84	Byron Darby at Falcons (L)	2.0
12/9/84	Byron Darby vs. Patriots (W)	1.5
12/9/84	Dennis Harrison vs. Patriots (W)	1.5
12/2/84	Greg Brown vs. Cowboys (L)	1.5
11/25/84	Dennis Harrison at St. Louis Rams (L)	1.5
11/4/84	Ken Clarke at Lions (T)	3.0
10/21/84	Dennis Harrison vs. Giants (W)	2.0
10/21/84	Greg Brown vs. Giants (W)	1.5
10/14/84	Ken Clarke vs. Colts (W)	2.0
10/14/84	Dennis Harrison vs. Colts (W)	2.0
9/30/84	Greg Brown at Redskins (L)	2.0
12/18/83	Greg Brown at St. Louis Rams (L)	2.5
11/20/83	Greg Brown vs. Giants (L)	2.0
11/13/83	Dennis Harrison at Bears (L)	3.0
10/9/83	Dennis Harrison at Giants (W)	2.0
10/2/83	Dennis Harrison at Falcons (W)	3.0
9/25/83	Carl Hairston at St. Louis Rams (L)	2.0
9/25/83	Joel Williams at St. Louis Rams (L)	1.5
12/26/82	Greg Brown at Cowboys (W)	2.0
12/26/82	Dennis Harrison at Cowboys (W)	1.5
12/19/82	Carl Hairston vs. Oilers (W)	2.0
12/11/82	Dennis Harrison at Giants (L)	2.0
12/5/82	Dennis Harrison vs. St. Louis Rams (L)	2.0
11/28/82	Dennis Harrison at Redskins (L)	2.0

* - denotes rookie

Underline - denotes playoff game

MOST MULTI-SACK GAMES, Career

1.	Reggie White	38
2.	Clyde Simmons	22
3.	Trent Cole	20
4.	Hugh Douglas	13
5.	Dennis Harrison	11

*includes playoff games

MOST MULTI-SACK GAMES, Season

1.	Reggie White (1987)	9
2.	Clyde Simmons (1992)	7
3.	Jason Babin (2011)	6
	Reggie White (1988)	6
5.	Hugh Douglas (2000)	5
	Clyde Simmons (1991)	5

*regular season only

MOST 3-SACK GAMES, Career

1.	Reggie White	9
2.	Clyde Simmons	4
3.	Trent Cole	3
	Jason Babin	3
5.	Connor Barwin, four other players tied with	2

*includes playoffs

MOST 3-SACK GAMES, Season

1.	Jason Babin (2011)	3
	Reggie White (1986)	3
3.	Connor Barwin (2014)	2
	Dennis Harrison (1983)	2
	Clyde Simmons (1992)	2

*regular season only

MOST CONSECUTIVE MULTI-SACK GAMES

1.	Reggie White (1987)	4
2.	Jason Babin (2011)	3
	William Fuller (1995)	3
	Andy Harmon (1995)	3
	Dennis Harrison (1982)	3
	Reggie White (1986)	3

MULTI-INTERCEPTION GAMES SINCE 1960



Date	Player/Opponent/Result	INTs		
1/1/17	<u>Jordan Hicks (LB) vs. Cowboys (W)</u>	2	12/12/71	Leroy Keyes vs. St. Louis Rams (W) 2
12/22/16	<u>Malcolm Jenkins vs. Giants (W)</u>	2	11/21/71	Bill Bradley at St. Louis Rams (W) 2
9/9/12	Dominique Rodgers-Cromartie at Browns (W)	2	11/7/71	Bill Bradley at Redskins (T) 2
9/9/12	Kurt Coleman at Browns (W)	2	10/31/71	Bill Bradley vs. Broncos (W) 2
10/16/11	Kurt Coleman at Redskins (W)	3	9/26/71	Bill Bradley vs. Cowboys (L) 2
11/21/10	Asante Samuel vs. Giants (W)	2	11/8/70	Adrian Young vs. Dolphins (W) 2
11/15/10	Dimitri Patterson at Redskins (W)	2	12/21/69	Joe Scarpati at 49ers (L) 2
11/7/10	Asante Samuel vs. Colts (W)	2	10/13/69	Nate Ramsey at Baltimore Colts (L) 2
11/29/09	Asante Samuel vs. Redskins (W)	2	11/17/68	Al Nelson at Giants (L) 2
10/11/09	Asante Samuel vs. Buccaneers (W)	2	10/29/67	Ron Medved vs. Cowboys (W) 2
9/13/09	Sheldon Brown at Panthers (W)	2	10/23/66	Joe Scarpati at Giants (W) 3
10/8/06	Lito Sheppard vs. Cowboys (W)	2	9/18/66	Joe Scarpati vs. Falcons (W) 2
10/2/05	Sheldon Brown at Chiefs (W)	2	12/12/65	Jim Nettles at Steelers (W) 3
10/17/04	Lito Sheppard vs. Panthers (W)	2	12/12/65	Joe Scarpati at Steelers (W) 2
12/8/02	Bobby Taylor at Seahawks (W)	2	11/28/65	Nate Ramsey at St. Louis Rams (W) 3
1/12/02	<u>Damon Moore vs. Buccaneers (W)</u>	2	11/28/65	Al Nelson at St. Louis Rams (W) 2
12/16/01	Brian Dawkins at Redskins (W)	2	12/13/64	Nate Ramsey at St. Louis Rams (L) 2
9/24/00	Troy Vincent at Saints (W)	2	12/1/63	Dave Lloyd at Steelers (T) 2
12/19/99	Troy Vincent vs. Patriots (W)	2	10/13/63	Don Burroughs at Redskins (W) 2
12/14/96	Michael Zordich at Jets (W)	2	12/9/62	Ben Scotti vs. Steelers (L) 2
9/22/96	William Thomas at Falcons (W)	2	10/6/62	Don Burroughs at Steelers (L) 2
12/17/95	William Thomas vs. Cardinals (W)	2	12/3/61	Don Burroughs at Steelers (W) 3
10/15/95	William Thomas at Giants (W)	2	12/3/61	Chuck Bednarik at Steelers (W) 2
12/26/93	Eric Allen vs. Saints (W)	2	11/27/60	Don Burroughs vs. Giants (W) 2
10/17/93	Mark McMillian at Giants (L)	2	10/16/60	Gene Johnson vs. Lions (W) 2
1/3/93	<u>Eric Allen at Saints (W)</u>	2	10/9/60	Don Burroughs vs. St. Louis Rams (W) 2
11/8/92	Eric Allen vs. Los Angeles Raiders (W)	2	9/30/60	Chuck Weber at Cowboys (W) 3
11/17/91	Wes Hopkins vs. Bengals (W)	2		
9/15/91	Rich Miano at Cowboys (W)	2	* - denotes rookie	
12/23/90	Eric Allen vs. Cowboys (W)	2	<u>Underline</u> - denotes playoff game	
12/18/88	Wes Hopkins at Cowboys (W)	2		
11/20/88	Terry Hoage at Giants (W)	2		
9/4/88	Terry Hoage at Buccaneers (W)	2		
9/20/87	Elbert Foules vs. Saints (W)	2		
12/21/86	Roynell Young vs. Redskins (L)	2		
9/14/86	Andre Waters at Bears (L)	2		
10/20/85	Wes Hopkins vs. Cowboys (W)	2		
12/2/84	Wes Hopkins vs. Cowboys (L)	2		
12/19/82	Roynell Young vs. Oilers (W)	2		
12/20/81	Herman Edwards vs. St. Louis Rams (W)	2		
9/17/81	Brenard Wilson at Bills (W)	2		
1/3/81	<u>Herman Edwards vs. Vikings (W)</u>	2		
1/3/81	<u>Roynell Young vs. Vikings (W)</u>	2		
9/22/80	Herman Edwards vs. Giants (W)	2		
11/4/79	Herman Edwards vs. Browns (L)	2		
10/14/79	Randy Logan at St. Louis Rams (W)	2		
12/17/78	Herman Edwards vs. Giants (W)	2		
9/17/78	Deac Sanders at Saints (W)	2		
12/4/77	Randy Logan at Cowboys (L)	2		
11/6/77	Deac Sanders vs. Saints (W)	2		
10/9/77	Deac Sanders at Giants (W)	2		
12/21/75	Frank LeMaster at Redskins (W)	2		
12/21/75	Artimus Parker at Redskins (W)	2		
11/30/75	Bill Bergey vs. 49ers (W)	2		
10/5/75	Bill Bradley vs. Redskins (W)	2		
11/5/72	Bill Bradley vs. St. Louis Rams (T)	2		
10/8/72	Bill Bradley at Redskins (L)	2		

MOST MULTI-INT GAMES, Career

1. Bill Bradley 7
2. Don Burroughs 5
- Herman Edwards 5
4. Asante Samuel, Eric Allen 4
- Wes Hopkins, Joe Scarpati 4

*includes playoff games

MOST MULTI-INT GAMES, Season

1. Bill Bradley (1971) 4
2. eight times, last by Asante Samuel (2010) 2

*regular season only

MOST 3-INT GAMES, Career

1. Kurt Coleman 1
- Don Burroughs 1
- Jim Nettles 1
- Nate Ramsey 1
- Joe Scarpati 1
- Chuck Weber 1

*includes playoffs

CONSECUTIVE MULTI-INT GAMES

1. Bill Bradley (1971) 2

ALL-TIME INTERCEPTION RETURNS FOR TDS



Date	Player/Opponent/Result	Yards		
12/22/16	Malcolm Jenkins vs. Giants (W)	34	12/21/75	Joe Lavender at Redskins (W) 36
12/11/16	Leodis McKelvin vs. Redskins (L)	29	9/29/74	Joe Lavender vs. Baltimore Colts (W) 37
10/16/16	Malcolm Jenkins at Redskins (L)	64	12/9/73	John Outlaw vs. Jets (W) 45
12/6/15	Malcolm Jenkins at Patriots (W)	99	12/19/71	Al Nelson at Giants (W) 19
11/8/15	Jordan Hicks* at Cowboys (W)	67	10/19/69	Bill Bradley* at Cowboys (L) 56
10/19/15	Nolan Carroll vs. Giants (W)	17	10/13/69	Nate Ramsey at Baltimore Colts (L) 26
11/10/14	Bradley Fletcher vs. Panthers (W)	34	9/21/69	Joe Scarpati vs. Browns (L) 34
9/28/14	Malcolm Jenkins at 49ers (L)	53	12/10/67	Joe Scarpati at Cowboys (L) 67
12/22/13	Brandon Boykin vs. Bears (W)	54	10/8/67	Don Hultz at Falcons (W) 16
11/13/11	Asante Samuel vs. Cardinals (L)	20	11/20/66	Jim Nettles at 49ers (W) 34
11/15/10	Dimitri Patterson at Redskins (W)	40	12/12/65	Jim Nettles* at Steelers (W) 56
12/6/09	Sheldon Brown at Falcons (W)	83	12/12/65	George Tarasovic at Steelers (W) 40
10/26/09	Will Witherspoon at Redskins (W)	9	12/12/65	Maxie Baughan at Steelers (W) 33
1/4/09	<u>Asante Samuel at Vikings (W)</u>	44	12/6/64	Joe Scarpati* vs. Cowboys (W) 24
12/15/08	Asante Samuel vs. Browns (W)	50	10/25/64	Irv Cross at Steelers (W) 94
10/12/08	Juqua Parker at 49ers (W)	55	11/10/63	Lee Roy Caffey* at Giants (L) 87
12/17/06	Trent Cole at Giants (W)	19	10/13/57	Jimmy Harris* at Browns (L) 65
12/10/06	Michael Lewis at Redskins (W)	84	10/5/57	Jerry Norton vs. Giants (L) 99
11/12/06	Sheldon Brown vs. Redskins (W)	70	10/14/56	Eddie Bell at Steelers (W) 28
10/8/06	Lito Sheppard vs. Cowboys (W)	102	11/13/55	Bibbles Bawel vs. Browns (W) 40
10/2/05	Sheldon Brown at Chiefs (W)	40	10/15/55	Bibbles Bawel at Steelers (L) 42
11/15/04	Lito Sheppard at Cowboys (W)	101	12/12/54	Jerry Norton* vs. Giants (W) 69
10/17/04	Lito Sheppard vs. Panthers (W)	64	11/15/53	Chuck Bednarik vs. Baltimore Colts (W) 26
10/5/03	ND Kalu vs. Redskins (W)	15	12/14/52	Mike Jarmoluk at Redskins (L) 45
1/11/03	<u>Bobby Taylor vs. Falcons (W)</u>	39	12/7/52	Vic Sears vs. Dallas Texans (W) 9
12/21/02	Shawn Barber at Cowboys (W)	80	11/2/52	Russ Craft at Packers (L) 32
12/1/02	Bobby Taylor vs Rams (W)	23	10/29/50	Joe Muha vs. Redskins (W) 19
1/12/02	<u>Damon Moore vs. Buccaneers (W)</u>	59	10/22/50	Norm Willey* at Steelers (W) 41
11/18/01	Jeremiah Trotter at Cowboys (W)	50	9/24/50	Frank Reagan at Chicago Cardinals (W) 46 (lateral)
11/18/01	William Hampton at Cowboys (W)	33	12/4/49	Joe Muha at Giants (W) 28
11/19/00	Mike Caldwell vs. Cardinals (W)	26	11/20/49	Pat McHugh vs. NY Bulldogs (W) 21
9/3/00	Jeremiah Trotter at Cowboys (W)	27	11/10/46	Gil Steinke at Giants (L) 52
1/2/00	Mike Mamula vs. Rams (W)	41	12/3/44	Vic Linskog* vs. Brooklyn Tigers (W) 65
1/2/00	Al Harris vs. Rams (W)	17	11/26/44	Tom Miller vs. Bears (L) 35
11/21/99	Brandon Whiting vs. Colts (L)	22	11/19/44	Jack Hinkle at Redskins (W) 50
10/24/99	Brian Dawkins at Dolphins (L)	67	11/7/43	Larry Cabrelli vs. Redskins (T) 24
10/3/99	Bobby Taylor at Giants (L)	18	10/31/43	Ben Kish vs. Chicago Cardinals (W) 86
12/7/97	Brian Dawkins vs. Giants (L)	64	9/16/38	Jay Arnold at Pittsburgh Pirates (W) 22
11/3/96	Troy Vincent at Cowboys (W)	90 (lateral)	10/10/37	Maurice Harper* at Redskins (W) 20
12/30/95	<u>William Thomas vs. Lions (W)</u>	30	11/6/34	Swede Hanson vs. Cincinnati Reds (W) N/A
12/30/95	<u>Barry Wilburn vs. Lions (W)</u>	24	11/26/33	Lee Woodruff vs. Cincinnati Reds (W) 55
9/10/95	William Thomas at Cardinals (W)	37		
12/24/94	Mike Zordich at Bengals (L)	18		
10/30/94	Greg Jackson at Redskins (W)	55		
12/26/93	Eric Allen vs. Saints (W)	33		
12/26/93	Eric Allen vs. Saints (W)	25		
10/3/93	Eric Allen at Jets (W)	94		
9/19/93	Eric Allen vs. Redskins (W)	29		
1/3/93	<u>Eric Allen at Saints (W)</u>	18		
12/6/92	Seth Joyner vs. Vikings (W)	24		
11/22/92	Seth Joyner at Giants (W)	43		
12/22/91	Otis Smith vs. Washington (W)	74		
12/23/90	Eric Allen vs. Cowboys (W)	35		
11/25/90	Byron Evans vs. Giants (W)	23		
11/12/90	William Frizzell vs. Redskins (W)	30		
12/3/89	Clyde Simmons at Giants (W)	60		
9/10/89	Eric Everett vs. Seahawks (W)	30		
10/27/85	Wes Hopkins vs. Bills (W)	24		
9/29/85	Herman Edwards vs. Giants (L)	3		
12/19/82	Richard Blackmore vs. Oilers (W)	20		
12/17/78	Frank LeMaster vs. Giants (W)	9		
10/15/78	John Sanders vs. Washington (W)	19		
12/21/75	Frank LeMaster at Redskins (W)	89		

* - denotes rookie

Underline - denotes playoff game

MOST INT-TDs, Career (includes playoffs)

1. Eric Allen 6
2. **Malcolm Jenkins** 4
3. Sheldon Brown, Asante Samuel, Lito Sheppard, Bobby Taylor, Joe Scarpati 3

MOST INT-TDs, Season (regular season only)

1. Eric Allen (1993) 4
2. **Malcolm Jenkins (2016)**, Lito Sheppard (2004), Seth Joyner (1992), Bibbles Bawel (1955) 2

MOST INT-TDs, Game

1. Eric Allen (12/26/93 vs. NO) 2

CONSECUTIVE GAMES WITH AN INT-TD

1. Eric Allen (1993) 2

ALL-TIME FUMBLE RECOVERIES FOR TDS



Date	Player/Opponent/Result	Yards		
9/10/17	Fletcher Cox at Redskins (W)	20	11/22/59	Jerry Huth vs. Los Angeles Rams (W) 0
1/3/16	Walter Thurmond at Giants (W)	83	10/4/59	Chuck Weber vs. Giants (W) 0
10/5/14	Cedric Thornton vs. Rams (W)	0	12/12/54	Norm Willey vs. Giants (W) 0
9/7/14	Fletcher Cox vs. Jaguars (W)	17	10/25/53	Tom Scott* at Chicago Cardinals (W) 0
10/27/13	Najee Goode vs. Giants (L)	2	12/7/52	Ebert Van Buren vs. Dallas Texans (W) 0
12/18/11	Juqua Parker vs. Jets (W)	47	11/16/52	Pete Pihos vs. Chicago Cardinals (W) 12
11/7/11	Brian Rolle vs. Bears (L)	22	11/9/52	Mike Jarmoluk vs. Redskins (W) 16
9/11/11	Juqua Parker at Rams (W)	56	11/4/51	Gerry Cowhig at Steelers (W) 25
10/10/10	Quintin Mikell at 49ers (W)	52	10/29/50	John Green vs. Redskins (W) 2
12/13/09	Sheldon Brown at Giants (W)	60	11/6/49	Russ Craft vs. Los Angeles Rams (W) 21
9/13/09	Victor Abiamiri at Panthers (W)	2	10/31/48	Bosh Pritchard at Steelers (W) 18
12/28/08	Joselio Hanson vs. Cowboys (W)	96	10/5/47	Joe Muha vs. Giants (W) 2
12/28/08	Chris Clemons vs. Cowboys (W)	73	10/8/44	Jack Banta vs. Redskins (T) 0
9/15/08	Chris Gocong at Cowboys (L)	0	10/31/43	Jack Hinkle vs. Chicago Cardinals (W) 0
12/30/07	Kevin Curtis vs. Bills (W)	0	10/24/43	Al Wukits* at Giants (L) 2
12/23/07	Kevin Curtis at Saints (W)	0	11/1/42	Rupert Pate at Redskins (L) 53
9/24/06	Mike Patterson at 49ers (W)	98	9/20/42	Vic Sears at Cleveland Rams (L) 25
10/9/05	Sheldon Brown at Cowboys (L)	80	9/15/40	Don Looney* at Packers (L) 44
1/16/05	<u>Freddie Mitchell vs. Vikings (W)</u>	0	10/15/39	Theodore Schmitt at Giants (L) 63
12/15/02	Carlos Emmons vs. Redskins (W)	44	9/25/38	Bob Pylman* vs. Giants (W) 88
12/9/01	Brian Dawkins vs. Chargers (W)	49	9/25/38	Joe Carter vs. Giants (W) 92
9/30/01	Damon Moore vs. Cowboys (W)	10	9/16/38	Jay Arnold at Pittsburgh Pirates (W) 18
9/15/97	William Thomas at Cowboys (L)	37	10/31/37	Joe Pilconis at Pittsburgh Pirates (L) 22
12/22/96	Mike Mamula vs. Cardinals (W)	4		
10/13/96	William Thomas at Giants (W)	23		
9/30/96	Rhett Hall vs. Cowboys (L)	32		
12/24/95	Jerome Henderson at Bears (L)	0		
10/29/95	Kevin Johnson vs. St. Louis Rams (W)	37		
10/15/95	Mike Zordich at Giants (W)	58		
9/24/95	Greg Jackson at Raiders (L)	45		
1/3/94	Byron Evans at 49ers (W)	30		
9/13/92	Reggie White at Phoenix Cardinals (W)	37		
11/24/91	Seth Joyner at Phoenix Cardinals (W)	34		
11/24/91	Clyde Simmons at Phoenix Cardinals (W)	0		
10/6/91	Seth Joyner at Buccaneers (L)	0		
11/12/90	Clyde Simmons vs. Redskins (W)	18		
12/3/89	Andre Waters at Giants (W)	3		
11/20/88	Cris Carter at Giants (W)	0		
9/20/87	Seth Joyner vs. Saints (W)	18		
9/13/87	Reggie White at Redskins (L)	70		
12/15/85	Dave Little at Chargers (L)	0		
12/26/82	Greg Brown at Cowboys (W)	0		
10/11/81	Frank LeMaster at Saints (W)	47		
9/27/81	Greg Brown* vs. Redskins (W)	7		
11/16/80	Jerry Robinson at Redskins (W)	59		
11/19/78	Herman Edwards at Giants (W)	26		
12/1/74	Will Wynn vs. Packers (W)	87		
10/6/74	Bill Dunstan at Chargers (W)	46		
9/23/74	Joe Lavender vs. Cowboys (W)	96		
11/4/73	Will Wynn* vs. Patriots (W)	24		
11/21/71	Steve Smith at St. Louis Cardinals (W)	5		
11/21/71	Ben Hawkins at St. Louis Cardinals (W)	5		
11/15/70	Steve Preece vs. Falcons (T)	21		
12/18/66	Harold Wells at Redskins (W)	60		
10/10/65	George Tarasovic at Cowboys (W)	62		
11/22/64	Mike Morgan* vs. St. Louis Cardinals (L)	0		
11/27/60	J.D. Smith vs. Giants (W)	0		
11/20/60	Jimmy Carr at Giants (W)	38		
12/13/59	Don Owens vs. Browns (L)	3		

* - denotes rookie
Underline - denotes playoff game

MOST FR-TDs, Career

- Seth Joyner 3
 - 9 players, last by **Fletcher Cox** 2
- *includes playoff games

MOST FR-TDs, Season

- Kevin Curtis (2007) 2
 - Seth Joyner (1991) 2
 - Juqua Parker (2011) 2
- *regular season only

CONSECUTIVE GAMES WITH A FR-TD

- Kevin Curtis (2007) 2

ALL-TIME KICK RETURNS FOR TDS



PUNT RETURNS FOR TOUCHDOWNS

Date	Player/Opponent/Result	Yards
12/2/12	Damaris Johnson* at Cowboys (L)	98
9/27/15	Darren Sproles at Jets (W)	89
11/22/92	Vai Sikahema at Giants (W)	87
9/13/09	DeSean Jackson at Panthers (W)	85
10/19/03	Brian Westbrook at Giants (W)	84
12/6/15	Darren Sproles at Patriots (W)	83
9/28/14	Darren Sproles at 49ers (L)	82
12/21/03	Brian Westbrook vs. 49ers (L)	81
10/4/59	Tommy McDonald vs. Giants (W)	81
10/25/42	Ernie Steele* at Bears (L)	80 (lateral)
12/21/47	<u>Bosh Pritchard at Steelers (W)</u>	79
11/25/02	Brian Mitchell at 49ers (W)	76
11/30/86	Greg Garrity at Los Angeles Raiders (W)	76
12/13/09	DeSean Jackson at Giants (W)	72
9/24/00	Brian Mitchell at Saints (W)	72
10/30/49	Clyde Scott* at Steelers (W)	70
11/23/47	Pat McHugh* at Boston Yanks (L)	69
10/5/08	DeSean Jackson* vs. Redskins (L)	68
11/6/66	Aaron Martin vs. Cowboys (W)	67
12/3/61	Timmy Brown at Steelers (W)	66
11/10/14	Darren Sproles vs. Panthers (W)	65
12/19/10	DeSean Jackson at Giants (W)	65
12/19/65	Bob Shann* vs. Lions (L)	63
10/11/59	Art Powell* vs. Steelers (W)	58
9/3/78	Wally Henry vs. Los Angeles Rams (L)	57
11/9/52	Don Stevens* vs. Redskins (W)	56
10/31/48	Bosh Pritchard at Steelers (W)	55
10/22/44	Steve Van Buren* vs. Boston Yanks (W)	55
10/6/68	Alvin Haymond at Redskins (L)	54
10/26/52	Bibbles Bawel* at Giants (W)	52
12/8/46	Steve Van Buren at Boston Yanks (W)	50
12/4/49	Frank Reagan at Giants (W)	41
11/2/47	Pete Pihos* at Redskins (W)	26
10/18/36	Stumpy Thomason at Boston Redskins (L)	15

* - denotes rookie

Underline - denotes playoff game

KICKOFF RETURNS FOR TOUCHDOWNS

Date	Player/Opponent/Result	Yards
11/23/14	Josh Huff* vs. Titans (W)	107
9/17/61	Timmy Brown vs. Browns (W)	105
10/7/50	Russ Craft vs. Los Angeles Rams (W)	103
9/21/14	Chris Polk vs. Redskins (W)	102
11/13/38	Dave Smukler at Brooklyn Dodgers (L)	100
11/23/08	Quintin Demps* at Ravens (L)	100
9/22/63	Timmy Brown vs. Cardinals (L)	100
12/2/62	Timmy Brown at Redskins (W)	99
12/11/77	Wilbert Montgomery* vs. Giants (W)	99
10/23/16	Josh Huff vs. Vikings (W)	98
9/22/68	Alvin Haymond vs. Giants (L)	98
12/2/45	Steve Van Buren at Giants (L)	98
11/1/42	Bosh Pritchard* at Redskins (L)	97
9/22/96	Derrick Witherspoon at Falcons (W)	97
11/12/44	Steve Van Buren* vs. Giants (T)	97
9/24/55	Jerry Norton vs. Giants (W)	96
11/24/96	Derrick Witherspoon at Cardinals (L)	95
9/28/47	Steve Van Buren vs. Redskins (W)	95
11/4/01	Brian Mitchell at Cardinals (W)	94
12/24/94	Herschel Walker at Bengals (L)	94
11/6/66	Timmy Brown vs. Cowboys (W)	93
12/2/79	Billy Campfield vs. Lions (W)	92
11/6/66	Timmy Brown vs. Cowboys (W)	90
11/14/99	Allen Rossum vs. Redskins (W)	89
11/18/84	Andre Waters* vs. Redskins (W)	89
10/1/00	Brian Mitchell vs. Falcons (W)	89
10/16/16	Wendell Smallwood* at Redskins (L)	86
12/17/95	Derrick Witherspoon vs. Cardinals (W)	86
11/2/97	Willie Clark at Cardinals (L)	39

* - denotes rookie

BLOCKED PUNT RETURNS FOR TOUCHDOWNS

Date	Player/Opponent/Result	Yards
12/6/15	Najee Goode at Patriots (W)	24
12/28/14	Trey Burton* at Giants (W)	27
10/5/14	Chris Maragos vs. Rams (W)	10
9/28/14	Brad Smith at 49ers (L)	0
11/22/92	Ken Rose at Giants (W)	3
9/2/84	Rich Kraynak at Giants (L)	8
10/31/71	Bill Hobbs vs. Broncos (W)	0
12/20/70	Mike Dirks vs. Steelers (W)	0
11/12/67	Jim Nettles at Los Angeles Rams (L)	0
12/18/49	<u>Leo Skladany* at Los Angeles Rams (W)</u>	2
11/3/46	Augie Lio vs. Giants (W)	0

* - denotes rookie

Underline - denotes playoff game

MISSED FIELD GOAL RETURNS FOR TOUCHDOWNS

Date	Player/Opponent/Result	Yards
9/26/71	Al Nelson vs. Cowboys (L)	101
12/11/66	Al Nelson vs. Browns (W)	100
9/16/62	Timmy Brown vs. St. Louis Cardinals (L)	99

BLOCKED FIELD GOAL RETURNS FOR TOUCHDOWNS

Date	Player/Opponent/Result	Yards
10/23/05	Matt Ware vs. Chargers (W)	65
11/20/88	Clyde Simmons at Giants (W)	15

BEST PERFORMANCES VS. EAGLES



SCORING

Most Touchdowns Scored

- 5 James Stewart, Jaguars (10/12/97 at Jax.) [all rushing]
- 4 Joseph Addai, Colts (11/26/06 at Ind.); Larry Brown, Redskins (12/16/73 at Was.); Ron Johnson, Giants (10/2/72 at Phi.); MacArthur Lane, Cardinals (10/18/70 at Phi.); John David Crow, Cardinals (12/16/62 at StL); Jim Taylor, Packers (11/11/62 at Phi.); Jim Brown, Browns (11/19/61 at Cle.)

Most Field Goals

- 5 (7 times) last by Josh Brown, Giants (10/27/13 at Phi., 5 att) and Al Del Greco, Titans (12/3/00 at Phi., 5 att)

Longest Field Goal

- 62 Matt Bryant, Buccaneers (10/22/06 at TB)
- 56 Justin Tucker, Ravens (9/16/12 at Phi.)
- 56 Mason Crosby, Packers (9/12/10 at Phi.)
- 56 Morten Andersen, Saints (12/26/93 at Phi.)
- 55 (2 times) last by Martin Gramatica (12/23/07 at NO)

RUSHING

Most Rushing Attempts

- 43 Butch Woolfolk, Giants (11/20/83 at Phi.)

Most Yards Rushing

- 237 Emmitt Smith, Cowboys (10/31/93 at Phi.) 30 att.
- 237 Jim Brown, Browns (11/19/61 at Cle.) 34 att.
- 235 Doug Martin, Buccaneers (11/22/15 vs. TB) 27 att.
- 223 Jim Brown, Browns (11/3/63 at Phi.) 28 att.
- 221 Gerald Riggs, Redskins (9/17/89 at Was.) 29 att.

Most Touchdowns Rushing

- 5 James Stewart, Jaguars (10/12/97 at Jax.)
- 4 Joseph Addai, Colts (11/26/06 at Ind.); Jim Taylor, Packers (11/11/62 at Phi.); Jim Brown, Browns (11/19/61 at Cle.)

Longest Run From Scrimmage

- 87t John Henry Johnson, Steelers (12/11/60 at Pit.)
- 85t Reggie Brooks, Redskins (9/19/93 at Phi.)
- 84t Herschel Walker, Cowboys (12/14/86 at Dal.)
- 84 Doug Martin, Buccaneers (11/22/15 vs. TB)

PASSING

Most Passes Attempted

- 63 Eli Manning, Giants (12/22/16 at Phi.)
- 58 Ryan Fitzpatrick, Jets (9/27/15 at NYJ)
- 56 Tom Brady, Patriots (12/6/15 at NE)
- 56 Fran Tarkenton, Vikings (12/3/78 at Min.)
- 54 (2 times) last by Tom Brady, Patriots (11/25/07 at NE)

Most Passes Completed

- 38 Eli Manning, Giants (12/22/16 at Phi.)
- 37 Daunte Culpepper, Vikings (9/20/04 at Phi.)
- 36 Philip Rivers, Chargers (9/15/13 at Phi.)
- 35 Eli Manning, Giants (9/24/17 at Phi.)
- 35 Ryan Fitzpatrick, Jets (9/27/15 at NYJ)

Most Yards Gained Passing

- 446 Jon Kitna, Lions (9/23/07 at Phi.)
- 429 Eli Manning, Giants (9/28/14 at NYG)
- 428 Joe Montana, 49ers (9/24/89 at Phi.)
- 427 Kirk Cousins, Redskins (9/21/14 at Phi.)
- 419 Philip Rivers, Chargers (9/15/13 at Phi.)

Most Touchdown Passes

- 5 Matthew Stafford, Lions (11/26/15 at Det.); Jameis Winston, Buccaneers (11/22/15 vs. TB); Eli Manning, Giants (12/30/12 at NYG); Joe Montana, 49ers (9/24/89 at Phi.); Craig Morton, Cowboys (10/19/69 at Dal.); Don Meredith, Cowboys (10/9/66 at Dal.); Don Meredith, Cowboys (9/29/68 at Phi.); Sonny Jurgensen, Redskins (10/11/64 at Was.); Sammy Baugh, Redskins (9/28/47 at Phi.); Frank Filchock, Redskins (10/8/44 at Phi.)

Longest Pass Play

- 96 Bill Kilmer to Walter Roberts, Saints (11/19/67 at Phi.)
- 93t Neil Lomax to Ernie Jones, Cardinals (12/10/88 at Pho.)
- 91t Jon Kitna to Roy Williams, Lions (9/23/07 at Phi.)
- 90t Seneca Wallace to Koren Robinson (11/2/08 at Sea.)
- 90t Virgil Carter to Speedy Thomas, Bengals (9/19/71 at Cin.)

RECEIVING

Most Passes Caught

- 13 Wes Welker, Patriots (11/25/07 at NE)
- 13 Terrell Owens, 49ers (11/25/02 at SF)
- 12 (7 times) last by Antonio Brown (9/25/16 vs. Pit.)

Most Yards Gained Receiving

- 225 Kenny Britt, Titans (10/24/10 at Ten.) 7 rec.
- 213 Tony Hill, Cowboys (11/12/79 at Dal.) 7 rec.
- 212 Hugh Taylor, Redskins (9/28/47 at Phi.) 8 rec.
- 204 Roy Williams, Lions (9/23/07 at Phi.) 9 rec.
- 193 Jessie Hester, Raiders (11/30/86 at LA) 4 rec.

Most Touchdown Passes Caught

- 3 (17 times) last by Calvin Johnson, Lions (11/26/15 at Det.)

INTERCEPTIONS

Most Interceptions

- 3 (14 times) last by Lofa Tatupu, Seahawks (12/2/07 at Phi.)

Longest Interception Return

- 107t Ed Reed, Ravens (11/23/08 at Bal.)
- 100t Mike Gaechter, Cowboys (10/14/62 at Dal.)
- 99t Patrick Robinson, Saints (11/5/12 at NO)
- 98 Brandon McDonald (12/15/08 vs. Cle.)
- 97t Darren Sharper, Saints (9/20/09 at Phi.)

MISCELLANEOUS

Most Punts

- 14 Sammy Baugh, Redskins (11/5/39 at Was.)

Longest Punt

- 85 Sammy Baugh, Redskins (12/1/40 at Was.)
- 80 Parker Hall, Cleveland Rams (12/3/39 at Phi.)

Longest Kickoff Return

- 105t Trindon Holliday, Broncos (9/29/13 at Den.)
- 104t Buddy Young, Colts (11/15/53 at Phi.)
- 103t George Hoey, Cardinals (11/21/71 at StL)
- 102t Larry Jones, Redskins (11/24/74 at Was.)
- 101t Wallace Francis, Bills (10/7/73 at Buf.)
- 101t Amos March, Cowboys (10/14/62 at Dal.)

Longest Punt Return

- 90t Adam Jones, Titans (11/19/06 at Phi.)
- 90t Jacquez Green, Redskins (9/16/02 at Was.)
- 88t Andre Coleman, Chargers (9/17/95 at Phi.)
- 88t George Grosvenor, Cardinals (11/8/36 at Chi.)
- 87t Ted Ginn Jr., Dolphins (11/18/07 at Phi.)
- 86t Johnny Roland, Cardinals (10/2/66 at Phi.)

Longest Fumble Return

- 93t James Sanders, Cardinals (9/23/12 at Arz.)
- 74t Bull Karcis, Giants (10/16/38 at NYG)
- 69t DeMarcus Ware, Cowboys (10/8/06 at Phi.)
- 65t Willie Teal, Vikings (12/1/85 at Phi.)
- 64 Ray Edwards, Falcons (9/18/11 at Atl.)

Longest Return With Intercepted Lateral

- 93t Dick Poillon, Redskins (11/21/48 at Phi.)

SINGLE-SEASON TEAM RECORDS



SCORING

Most Points Scored

474 (2014, 16 games)
442 (2013, 16 games)
439 (2010, 16 games)
429 (2009, 16 games)
416 (2008, 16 games)

Fewest Scored

51 (1936, 12 games)
60 (1935, 11 games)
77 (1933, 9 games)

Most Allowed

444 (2012, 16 games)
430 (2015, 16 games)
409 (1967, 14 games)
400 (2014, 16 games)
393 (1973, 14 games)

Fewest Allowed

85 (1934, 11 games)
131 (1944, 10 games)
133 (1945, 10 games)

TOUCHDOWNS

Most Scored

54 (2014, 16 games)
53 (2013, 16 games)
50 (1948, 12 games)
49 (3x - 2010, 16 games)

Fewest Scored

6 (1936, 12 games)

Most Allowed

52 (2012, 16 games)
52 (1967, 14 games)
50 (2015, 16 games)
48 (2014, 16 games)

Fewest Allowed

10 (1934, 11 games)
17 (1950, 12 games)
17 (1949, 12 games)
18 (1945, 10 games)

Most by Rushing

25 (1949, 12 games)
25 (1945, 10 games)
23 (2003, 16 games)

Most by Passing

34 (1990, 16 games)
34 (1961, 14 games)
33 (1954, 12 games)
32 (2013, 16 games)
32 (2004, 16 games)

KICKING

Most Field Goals Made

35 (2016, 16 games)
33 (2008, 16 games)
32 (2014, 16 games)
32 (2010, 16 games)
32 (2009, 16 games)

Most PATs Made

54 (2014, 16 games)
50 (1948, 12 games)
48 (2006, 16 games)
48 (1980, 16 games)
47 (2x - 2010, 16 games)

RUSHING

Most Attempts

632 (1949, 12 games)
587 (1978, 16 games)
581 (1950, 12 games)

Most Yards Gained

2,607 (1949, 12 games)
2,566 (2013, 16 games)
2,556 (1990, 16 games)
2,509 (1981, 16 games)
2,456 (1978, 16 games)

PASSING

Most Attempts

623 (2015, 16 games)
621 (2014, 16 games)
620 (2005, 16 games)
618 (2012, 16 games)
609 (2016, 16 games)

Most Completions

405 (2015, 16 games)
384 (2014, 16 games)
380 (2016, 16 games)
367 (2012, 16 games)
362 (2008, 16 games)

Most Yards Gained (Gross)

4,581 (2014, 16 games)
4,406 (2013, 16 games)
4,380 (2009, 16 games)
4,341 (2015, 16 games)
4,309 (2006, 16 games)

TOTAL NET YARDS

Most Gained

6,676 (2013, 16 games)
6,386 (2011, 16 games)
6,348 (2014, 16 games)
6,230 (2010, 16 games)
6,103 (2006, 16 games)

FIRST DOWNS

Most First Downs

356 (2014, 16 games)
356 (2011, 16 games)
355 (2013, 16 games)
339 (2015, 16 games)
333 (2016, 16 games)

Most by Rushing

157 (1981, 16 games)
143 (1978, 16 games)
143 (1949, 12 games)
142 (1950, 12 games)
138 (1992, 16 games)

Most by Passing

218 (2014, 16 games)
204 (2008, 16 games)
203 (1997, 16 games)
197 (2013, 16 games)
197 (2011, 16 games)

Most by Penalty

41 (2003, 16 games)
36 (2015, 16 games)
34 (1988, 16 games)
32 (1998, 16 games)
31 (2012, 16 games)

FUMBLES

Most Opponents' Fumbles Recovered

27 (1987, 15 games)
26 (1989, 16 games)
25 (1971, 14 games)
22 (1991, 16 games)
22 (2002, 16 games)
22 (1954, 12 games)

INTERCEPTIONS

Most Thrown

36 (1936, 12 games)
34 (1933, 9 games)
31 (1963, 14 games)
31 (1962, 16 games)
31 (1953, 12 games)

Most Intercepted

33 (1944, 10 games)
32 (1988, 16 games)
31 (1950, 12 games)
30 (1960, 12 games)
30 (1989, 16 games)

PENALTIES

Most Penalties

138 (1994, 16 games)
134 (2005, 16 games)
129 (2010, 16 games)
124 (2004, 16 games)
120 (1990, 16 games)

Most Yards Penalized

1,130 (2005, 16 games)
1,107 (1994, 16 games)
1,101 (2010, 16 games)
995 (2014, 16 games)
983 (2006, 16 games)

QUARTERBACK SACKS

Most Sacks Made

62 (1989, 16 games)
60 (1984, 16 games)
57 (1987, 15 games)
56 (2002, 16 games)
55 (1992, 16 games)
55 (1991, 16 games)

Most Sacks Allowed

104 (1986, 16 games)
72 (1987, 15 games)
64 (1997, 16 games)
64 (1992, 16 games)
60 (1984, 16 games)

Fewest Sacks Allowed

22 (1981, 16 games)
23 (2008, 16 games)
23 (1970, 14 games)
26 (1971, 14 games)
26 (1968, 14 games)

Best Season, win percentage

1949 Won 11, Lost 1 (.917)

Best Season, win total

2004 13 wins, 3 losses

Worst Season

1936 Won 1, Lost 11 (.083)

Longest Winning Streak

9 (10/19/03 - 12/15/03)
9 (9/30/60 - 12/4/60)

Longest Winning Streak at Home

13 (12/14/47 - 12/11/49)

Longest Losing Streak at Home

10 (10/14/12 - 10/27/13)

Longest Winning Streak on Road

9 (10/19/03 - 10/24/04)
9 (11/12/00 - 12/16/01)

Longest Losing Streak on Road

12 (12/14/97 - 10/3/99)
12 (10/15/39 - 12/1/40)

Longest Losing Streak

14 (9/20/36 - 9/21/37)

Most Consecutive Wins - Start of Season

7 in 2004

Most Consecutive Wins - End of Season

8 in 1949 (Reg. Season)

Most Consecutive Losses - Start of Season

11 in 1968

Most Consecutive Losses - End of Season

11 in 1936

Total Shutouts by Eagles

36 last vs. NYG, 10/12/14

Most Shutouts in a Season

4 in 1934 and 1948

Most Consecutive Games Scored Points

120 (11/18/62 - 10/3/71)

Most Consecutive Games Scored Touchdown

92 (10/2/77 - 10/16/83)

Largest Comeback Victory

28-24 vs. Chicago Cardinals at Metropolitan Stadium, October 25, 1959 (came back from 24-0 deficit in 3rd qtr.)

28-24 vs. Washington Redskins at Griffith Stadium, October 27, 1946 (came back from 24-0 deficit at half-time)

Largest Comeback vs. Eagles

28-23 vs. Minnesota Vikings at Veterans Stadium, December 1, 1985 (came back from 23-0 deficit in 4th qtr.)

SINGLE-GAME TEAM RECORDS



SCORING

Most Scored

- 64 vs. Cincinnati Reds, 11/6/34
- 59 at Washington Redskins, 11/15/10
- 56 vs. Detroit Lions, 9/23/07
- 56 at Chicago Cardinals, 10/25/53
- 56 vs. Los Angeles Rams, 10/7/50

Most Allowed

- 62 at Giants, 11/26/72
- 56 at Cowboys, 10/9/66
- 56 at Giants, 10/15/33

Most, Both Teams

- 87 Eagles 59, Redskins 28, [at Was.] 11/15/10
- 87 Eagles 45, Redskins 42, [at Phil.] 9/28/47
- 86 Eagles, 44, Bengals 42, [at Phil.] 11/30/97

Fewest, Both Teams

- 0 Eagles 0, Brooklyn Dodgers 0, [at Phil.], 10/1/39

Most, Both Teams — One Quarter

- 47 Eagles 20, Cardinals 27, [at StL], 12/13/64

Most Scored in 1st Quarter

- 28 at Redskins, 11/15/2010
- 27 at Steelers, 12/12/1965
- 26 vs. Cincinnati Reds, 11/6/1934
- 24 at Falcons, 10/8/1967

Most Allowed in 1st Quarter

- 28 at Broncos, 10/4/1998
- 28 at Cowboys, 10/19/1969
- 24 at Bills, 12/2/1990
- 21 [eight times] last at Broncos, 9/29/13

Most Scored Both Teams in 1st Quarter

- 35 at Saints, 12/23/2007, [E-21, NO-14]
- 35 at Cowboys, 10/19/1969, [E-7, C-28]
- 28 [four times] last at Redskins, 11/15/2010 [E-28, R-0]

Most Scored in 2nd Quarter

- 31 vs. Lions, 12/30/1995
- 28 vs. Panthers, 9/13/09
- 28 vs. Packers, 12/5/2004
- 28 at Cowboys, 11/15/2004
- 28 vs. Saints, 11/19/1967

Most Allowed in 2nd Quarter

- 28 vs. Bears, 10/4/1987
- 28 vs. St. Louis Cardinals, 10/18/1970
- 28 vs. Packers, 11/11/1962
- 28 at Bears, 10/17/1943

Most Total Both Teams in 2nd Quarter

- 47 at St. Louis Cardinals, 12/13/1964, [E-20, C-27]
- 42 at Cowboys, 11/15/2004, [E-28, D-14]
- 42 at Redskins, 11/27/1983, [E-21, W-21]
- 38 at St. Louis Cardinals, 12/16/1962, [E-21, C-17]

Most Scored in 1st Half

- 45 at Redskins, 11/15/2010
- 42 vs. Lions, 9/23/2007
- 38 vs. Lions, 12/30/1995
- 35 [three times] last vs. Packers, 12/5/2004

Most Allowed in 1st Half

- 42 at Cowboys, 10/19/1969
- 38 at Giants, 11/26/1972
- 35 [six times] last at Giants, 12/30/2012

Most Scored Both Teams 1st Half

- 63 vs. Lions, 9/23/2007, [E-42, D-21]
- 59 at Redskins, 11/15/2010, [E-45, R-14]
- 59 at St. Louis Cardinals, 12/16/1962, [E-28, C-31]
- 57 at St. Louis Cardinals, 12/13/1964, [E-27, C-30]
- 54 at Cowboys, 9/15/2008, [E-30, D-24]

Most Scored in 3rd Quarter

- 21 vs. Steelers, 9/25/16
- 21 at Raiders, 11/3/13
- 21 at Falcons, 9/18/11
- 21 vs. Redskins, 11/12/1990
- 21 vs. Patriots, 11/4/1973
- 21 at Redskins, 12/3/1967
- 21 vs. Chi. Cardinals [at Minneapolis], 10/25/1959
- 21 vs. NY Giants, 10/4/1959
- 21 vs. Redskins, 11/28/1954
- 21 vs. NY Bulldogs, 11/20/1949

Most Allowed in 3rd Quarter

- 28 vs. Redskins, 10/1/1955
- 23 at Giants, 10/21/1951

Most Scored Both Teams 3rd Quarter

- 42 vs. Redskins, 10/1/1955, [E-14, R-28]
- 35 at Redskins, 12/3/1967, [E-21, R-14]
- 34 at Redskins, 11/1/1942, [E-14, R-20]

Most Scored in 4th Quarter

- 28 at NY Giants, 12/19/2010
- 28 vs. Lions, 12/8/2013
- 26 at Saints, 1/3/1993
- 24 vs. Baltimore Colts, 11/15/1953
- 23 at 49ers, 10/12/2008

Most Allowed in 4th Quarter

- 28 vs. 49ers, 9/24/1989
- 28 vs. Vikings, 12/1/1985
- 28 vs. Chicago Cardinals, 12/7/1947
- 28 vs. Bears, 11/30/1941

Most Scored Both Teams 4th Quarter

- 42 vs. Chicago Cardinals, 12/7/1947, [E-14, C-28]
- 38 vs. 49ers, 9/24/1989, [E-10, S-28]
- 37 vs. NY Giants, 9/27/2017, [E-13, G-24]
- 37 at Arizona Cardinals, 11/24/1996, [E-17, A-20]

Most Scored in 2nd Half

- 35 at NY Giants, 12/19/2010
- 35 at St. Louis Cardinals, 11/8/1981
- 34 vs. Jaguars, 9/7/2014
- 34 vs. Lions, 12/8/2013
- 32 [three times] last vs. Falcons, 10/1/2000

Most Allowed in 2nd Half

- 49 vs. Bears, 11/30/1941
- 42 vs. Chicago Cardinals, 12/7/1947
- 34 at Oakland Raiders, 10/17/1971
- 31 [seven times] last at Broncos 9/29/13

SINGLE-GAME TEAM RECORDS



Most Scored Both Teams 2nd Half

- 56 vs. Chicago Cardinals, 12/7/1947, [E-14, C-42]
- 52 at Vikings, 12/15/2013, [E-21, V-31]
- 52 vs. Redskins, 10/1/1955, [E-21, R-31]
- 50 vs. Lions, 12/30/1995, [E-20, D-30]
- 49 vs. Bears, 11/30/1941, [E-0, B-49]
- 49 vs. Redskins, 9/28/47, [E-21, R-28]

Most Decisive Victory

- 64 Eagles 64, Cincinnati Reds 0, 11/6/34
- 45 (three times) last vs. Boston Yanks [E-45, Y-0], 11/14/48

Most Decisive Loss

- 56 Giants 56, Eagles 0, 10/15/33
- 52 Giants 62, Eagles 10, 11/26/72

TOUCHDOWNS

Most Scored

- 10 vs. Cincinnati Reds, 11/6/34
- 8 at Redskins, 11/15/10
- 8 vs. Lions, 9/23/07
- 8 at Cardinals, 10/25/53
- 8 vs. Rams, 10/7/50

Most Allowed

- 8 (three times) last at Giants, 11/26/72

Most Scored by Rushing

- 5 at Cowboys, 10/22/61
- 5 vs. Redskins, 10/23/49
- 5 at Redskins, 10/17/48
- 5 vs. Boston Yanks, 12/9/45

Most Allowed by Rushing

- 6 Packers, 11/11/62

Most by Passing

- 7 at Raiders, 11/3/13
- 7 at Redskins, 10/17/54

Most Allowed by Passing

- 5 (12 times) last at Lions, 11/26/15

KICKING

Most Field Goals Made

- 6 at Oilers, 11/12/72
- 5 (five times) last vs. Titans, 11/23/14

Most Field Goals Allowed

- 5 (seven times) last vs. Giants, 10/27/13

TOTAL YARDS

Most Yards Gained

- 592 at Redskins, 11/15/10 (332 passing, 260 rushing)
- 583 vs. 49ers, 9/18/05 (443 passing, 140 rushing)
- 582 at Browns, 11/7/65 (352 passing, 230 rushing)
- 575 vs. Redskins, 11/21/48 (199 passing, 376 rushing)
- 574 vs. Colts, 11/15/81 (339 passing, 235 rushing)

Fewest Yards Gained

- 23 at Lions, 9/20/35
- 54 vs. Packers, 11/11/62

Most Yards Allowed

- 652 at Cowboys, 10/9/66 (440 passing, 212 rushing)

Fewest Yards Allowed

- 29 vs. Brooklyn Dodgers, 12/3/44

FIRST DOWNS

Most, Total

- 34 vs. Saints 10/11/15
- 34 vs. Colts, 11/15/81
- 33 vs. Vikings, 11/11/01
- 32 vs. Cardinals, 11/27/08; at Redskins, 9/17/89; at Chicago Cardinals, 10/25/53; and at Redskins, 12/2/51

Most Allowed, Total

- 37 vs. Packers, 11/11/62

Fewest Allowed, Total

- 1 at NY Bulldogs, 9/22/49; vs. Brooklyn Dodgers, 10/1/39; at Browns, 12/3/50
- 2 vs. Brooklyn Dodgers, 11/11/34

Most by Rushing

- 25 at Redskins, 12/2/51

Most Allowed by Rushing

- 21 vs. Packers, 11/11/62 and vs. Browns, 12/13/59

Fewest Allowed by Rushing

- 0 (7 times) last vs. Cardinals, 11/27/08

Most by Passing

- 24 at Redskins, 9/17/89
- 22 at Redskins, 12/20/14
- 22 at Chargers, 11/15/09
- 22 at Chiefs, 10/2/05

Most Allowed by Passing

- 22 vs. Chargers, 9/15/13
- 22 at Cardinals, 12/13/64
- 21 (3 times) last vs. Rams, 10/5/14

Fewest Allowed by Passing

- 0 (8 times) last at Browns, 12/3/50

Most by Penalty

- 8 at Bears, 11/3/02
- 8 vs. Lions, 12/2/79

Most Allowed by Penalty

- 6 (seven times) last at Cowboys, 11/8/15

RUSHING

Most Attempts

- 64 at Redskins, 12/2/51
- 64 at Baltimore Colts, 10/15/50
- 64 vs. Los Angeles Rams, 11/6/49
- 64 at Redskins, 11/28/43

Most Attempts Allowed

- 67 at Lions, 9/20/35

Most Yards Gained

- 376 vs. Redskins, 11/21/48

Fewest Yards Gained

- 36 at Bears, 11/19/39
- 23 vs. Lions, 11/17/40

Most Yards Allowed

- 370 at Lions, 9/20/35

Fewest Yards Allowed

- 33 vs. Brooklyn Dodgers, 10/2/43
- 26 at Boston Yanks, 12/8/46
- 10 vs. Boston Yanks, 10/22/44
- 13 vs. Brooklyn Tigers, 12/3/44
- 14 vs. Redskins, 9/28/47

SINGLE-GAME TEAM RECORDS



PASSING

Most Attempts

- 62 at Cardinals, 10/26/14
- 62 at Bears, 10/2/89
- 61 vs. Titans, 11/19/06
- 60 at Bengals, 12/4/16
- 60 at Redskins, 12/1/40

Fewest Attempts

- 3 vs. Steelers, 12/1/46

Most Attempts Allowed

- 63 vs. Giants, 12/22/16
- 63 at 49ers, 11/25/02
- 58 at Jets, 9/27/15
- 57 at Patriots, 12/6/15
- 56 at Vikings, 12/3/78

Fewest Attempts Allowed

- 0 at Browns, 12/3/50
- 1 at NY Bulldogs, 9/22/49; at Cardinals, 11/8/36

Most Completions

- 37 vs. Redskins, 12/26/15
- 37 at Redskins, 12/20/14
- 36 at Bengals, 12/4/16
- 36 at Falcons, 9/14/15
- 36 at Cardinals, 10/26/14

Fewest Completions

- 0 at Redskins, 10/18/36

Most Completions Allowed

- 38 vs. Giants, 12/22/16
- 37 vs. Vikings, 9/20/04
- 36 at 49ers, 11/25/02
- 35 at Jets, 9/27/15
- 34 (two times) last at Patriots, 11/25/07

Fewest Completions Allowed

- 0 at Browns, 12/3/50
- 0 vs. NY Bulldogs, 9/22/49
- 0 at Chicago Cardinals, 11/8/36
- 0 vs. Brooklyn Dodgers, 11/29/36
- 0 vs. Cincinnati Reds, 11/6/34

Most Yards Gained (gross)

- 486 vs. Giants, 11/8/53
- 464 vs. Packers, 12/5/04

Fewest Yards Gained (gross)

- 0 at Boston Redskins, 10/18/36

Most Yards Allowed (gross)

- 447 at Cowboys, 10/9/66
- 446 vs. Lions, 9/23/07

Fewest Yards Allowed (gross)

- 0 at Browns, 12/3/50, at NY Bulldogs, 9/22/49, at Cardinals, 11/8/36, and vs. Cincinnati Reds, 11/6/34

PENALTIES

Most Penalties

- 19 vs. Oilers, 10/2/88
- 16 at Seahawks, 12/13/92
- 16 at Giants, 12/3/89

Fewest Penalties

- 0 many times; last vs. Cowboys, 12/28/08

Most Penalties by Opponent

- 22 vs. Bears, 11/26/44

Fewest Penalties by Opponent

- 0 many times; last at Jets, 10/14/07

Most Yards Penalized

- 191 at Seahawks, 12/13/92
- 171 vs. Saints, 11/23/03

Fewest Yards Penalized

- 0 many times; last vs. Cowboys, 12/28/08

Most Yards Opponent Penalized

- 170 vs. Bears, 11/26/44

Fewest Yards Opponent Penalized

- 0 many times; last at Jets, 10/14/07

Most Penalties, Both Teams

- 31 Eagles 19, Houston Oilers 12 (at Phil.), 10/2/88
- 28 Eagles 13, St. Louis Rams 15 (at StL), 12/18/05

Fewest Penalties, Both Teams

- 1 Eagles 1, Brooklyn Dodgers 0 (at Phil.), 10/1/39
- 1 Eagles 1, Chicago Cardinals 0 (at Chi.), 11/10/35
- 1 Eagles 1, Brooklyn Dodgers 0 (at Phil.), 11/11/34

Most Yards Penalized, Both Teams

- 272 Eagles 171, Saints 101 (at Phil.), 11/23/03
- 262 Eagles 157, Chicago Cardinals 105 (at Chi.), 11/30/52

Fewest Yards Penalized, Both Teams

- 5 Eagles 5, Pittsburgh Steelers 0 (at Phil.), 10/24/65
- 5 Eagles 5, Brooklyn Dodgers 0 (at Phil.), 10/1/39
- 5 Eagles 5, Chicago Cardinals 0 (at Chi.), 11/10/35
- 5 Eagles 5, Brooklyn Dodgers 0 (at Phil.), 11/11/34

FUMBLES

Most Committed

- 10 vs. Giants, 10/9/43

Most Lost

- 6 at Redskins, 11/6/55
- 6 at Boston Yanks, 12/8/46
- 6 vs. Steelers, 10/7/34

Most Committed by Opponent

- 8 Packers (at Phil.), 12/1/74
- 7 (six times) last by Giants (at NY), 12/28/02

Most Fumbles Lost by Opponent

- 6 Giants (at NY), 11/17/68
- 6 NY Bulldogs (at Phil.), 11/20/49
- 5 (six times) last by Oilers (at Hou.), 12/2/91

INTERCEPTIONS

Most Thrown

- 7 vs. Cowboys, 9/26/71
- 7 at Boston Redskins, 11/3/35
- 6 (six times) last vs. Cardinals, 10/21/56

Most Intercepted

- 9 at Steelers, 12/12/65
- 8 at Cardinals, 9/24/50
- 7 at Redskins, 12/21/75

TOTAL TURNOVERS

Most Committed

- 9 at Bears, 10/12/47

Most Forced by Defense

- 12 at Steelers, 12/12/65 (9 INTs, 3 fumble rec.)
- 12 at Cardinals, 9/24/50 (8 INTs, 4 fumble rec.)

SINGLE-GAME TEAM RECORDS



PUNTS

Most Punts

15 at Giants, 12/6/87
12 vs. Giants, 12/12/54. at Packers, 11/2/52. vs. Redskins,
10/4/42

Fewest Punts

0 (four times) last vs. Colts, 11/15/81

PUNT RETURNS

Most Punt Returns

12 at Browns, 12/3/50

Most Punt Returns by Opponent

9 (five times) last at Cardinals, 12/24/05

Most Yards Punt Returns

148 at Boston Yanks, 12/8/46

Most Yards Punt Returns Allowed

147 vs. Cardinals, 10/2/66

KICKOFF RETURNS

Most Kickoff Returns

9 at Giants, 11/26/72

9 at Giants, 11/10/46

Most Kickoff Returns Allowed

9 (six times) last vs. Cardinals, 11/27/08

Most Yards Kickoff Returns

261 vs. Cowboys, 11/6/66

253 at Cardinals, 11/24/96

235 vs. Cardinals, 9/19/65

Most Yards Kickoff Returns by Opponent

256 at Browns, 11/7/65

SACKS

Most Sacks Recorded

11 at Cowboys, 9/15/91

10 vs. Lions, 9/23/07

9 vs. Panthers, 11/10/14

9 at Dolphins, 12/11/11

9 vs. Steelers, 9/21/08

9 at Falcons, 12/16/84

Most Sacks Allowed

12 at Giants, 9/30/07

11 vs. Bears, 10/4/87

11 at Raiders, 11/30/86

11 vs. Lions, 11/16/86

11 at Cardinals, 12/18/83

ALL-TIME TEAM HIGHS AND LOWS



EAGLES HIGHS

64	vs. Cin.	11/6/34
10	vs. Cin.	11/6/34
5	{4x} last at Dal.	10/22/61
7	{2x} last at Oak.	11/3/13
7	{2x} last at Hou.	11/12/72
6	at Hou.	11/12/72
34	{2x } last vs. NO	10/11/15
25	at Was.	12/2/51
24	at Was.	9/17/89
592	at Was.	11/15/10
64	{3x} last at Was.	12/2/51
376	vs. Was.	11/21/48
460	vs. NYG	11/8/53
12	at NYG	9/30/07
486	vs. NYG	11/8/53
62	{2x} last at Ari.	10/26/14
37	last vs. Was.	12/26/15
7	{2x} last vs. Dal.	9/26/71
9	at Chi.	10/12/47
10	vs. NYG	10/9/43
6	{3x} last at Was.	11/6/55
15	at NYG	12/6/87
60.0	{2x} last at Min.	10/28/62
19	vs. Hou.	10/2/88
191	at Sea.	12/13/92

CATEGORY

POINTS
TOUCHDOWNS
RUSHING TDS
PASSING TDS
FIELD GOALS ATTEMPTED
FIELD GOALS MADE
TOTAL FIRST DOWNS
RUSHING FIRST DOWNS
PASSING FIRST DOWNS
TOTAL NET YARDS
RUSHING ATTEMPTS
NET YARDS RUSHING
NET YARDS PASSING
QB SACKS ALLOWED
GROSS YARDS PASSING
PASS ATTEMPTS
PASS COMPLETIONS
INTERCEPTIONS THROWN
TOTAL TURNOVERS
FUMBLES BY
FUMBLES LOST
PUNTS
PUNTING AVERAGE
PENALTIES
YARDS PENALIZED

EAGLES LOWS

0	last at Dal.	1/3/10
0	last vs. Dal.	10/20/13
0	last vs. Was.	10/23/17
0	last at Bal.	12/18/16
0	last at Sea.	11/20/16
0	last at Cin.	12/4/16
2	{5x} last vs. Was.	10/24/37
0	{7x} last at Dal.	10/9/05
0	{2x} last vs. NYG	10/5/57
23	at Det.	9/20/35
9	{4x} last at Dal.	10/9/05
-36	at Chi.	11/19/39
-13	vs. NYG	12/11/77
0	last vs. NYG	12/22/16
0	at Boston Redskins	10/18/36
3	vs. Pit.	12/1/46
0	at Bos.	10/18/36
0	last at Car.	10/12/17
0	last at LAC	10/1/17
0	last vs. SF	10/29/17
0	last vs. SF	10/29/17
0	last vs. Bal.	11/15/81
0.0	last vs. Bal.	11/15/81
0	{16x} last vs. Dal.	12/28/08
0	{16x} last vs. Dal.	12/28/08

OPPONENTS HIGHS

62	at NYG	11/26/72
8	{3x} last at NYG	11/26/72
6	vs. GB	11/11/62
5	{12x} last last at Det.	11/26/15
7	at NO	11/30/69
5	{7x} last vs. NYG	10/27/13
37	vs. GB	11/11/62
21	{2x} last vs. GB	11/11/62
22	at StL	12/13/64
652	at Dal.	10/9/66
67	at Det.	9/20/35
370	at Det.	9/20/35
440	at Dal.	10/9/66
11	at Dal.	9/15/91
447	at Dal.	10/9/66
63	at SF	11/25/02
37	vs. Min.	9/20/04
9	at Pit.	12/12/65
12	{2x} last at Pit.	12/12/65
8	vs. GB	12/1/74
6	{2x} last at NYG	11/17/68
15	at Was.	11/5/39
69.0	at Was.	12/27/03
22	vs. Chi.	11/26/44
170	vs. Chi.	11/26/44

CATEGORY

POINTS
TOUCHDOWNS
RUSHING TDS
PASSING TDS
FIELD GOALS ATTEMPTED
FIELD GOALS MADE
TOTAL FIRST DOWNS
RUSHING FIRST DOWNS
PASSING FIRST DOWNS
TOTAL NET YARDS
RUSHING ATTEMPTS
NET YARDS RUSHING
NET YARDS PASSING
QB SACKS ALLOWED
GROSS YARDS PASSING
PASS ATTEMPTS
PASS COMPLETIONS
INTERCEPTIONS THROWN
TOTAL TURNOVERS
FUMBLES BY
FUMBLES LOST
PUNTS
PUNTING AVERAGE
PENALTIES
YARDS PENALIZED

OPPONENTS LOWS

0	last vs. NYG	10/12/14
0	last vs. Pit.	9/25/16
0	last vs. SF	10/29/17
0	last vs. Pit.	9/25/16
0	last at NYG	11/6/16
0	last vs. Ari.	10/8/17
1	{3x} last at Cle.	12/3/50
0	{6x} last vs. Ari.	11/27/08
0	{8x} last at Cle.	12/3/50
29	vs. Brooklyn	12/3/44
10	{2x} last vs. Ari.	11/27/08
-33	vs. Brooklyn	10/2/43
	NA	
0	last vs. NYG	9/24/17
0	{4x} last at Cle.	12/3/50
0	at Cle.	12/3/50
0	{5x} last at Cle.	12/3/50
0	last vs. Ari.	10/8/17
0	last at KC	9/17/17
0	last vs. SF	10/29/17
0	last vs. SF	10/29/17
0	last at Pit.	11/7/04
	NA	
0	{11x} last at NYJ	10/14/07
0	{11x} last at NYJ	10/14/07

WEEK 8 / THROUGH MONDAY, OCTOBER 30, 2017

OFFENSE	Buff.	NY-J	Atl.	Car.	Ind.	Hou.	Cin.	Jax
GAMES (Won-Lost)	5-2	3-5	4-3	5-3	2-6	3-4	3-4	4-3
FIRST DOWNS	121	130	146	158	137	156	118	140
Rushing	45	31	47	58	44	45	32	50
Passing	70	86	90	88	81	89	73	73
Penalty	6	13	9	12	12	22	13	17
YDS GAINED (tot)	2123	2463	2621	2488	2370	2572	2010	2531
Avg per Game	303.3	307.9	374.4	311.0	296.3	367.4	287.1	361.6
RUSHING (net)	872	766	863	781	796	968	549	1183
Avg per Game	124.6	95.8	123.3	97.6	99.5	138.3	78.4	169.0
Rushes	228	192	180	231	216	222	171	238
Yards per Rush	3.8	4.0	4.8	3.4	3.7	4.4	3.2	5.0
PASSING (net)	1251	1697	1758	1707	1574	1604	1461	1348
Avg per Game	178.7	212.1	251.1	213.4	196.8	229.1	208.7	192.6
Passes Att.	196	255	232	270	258	217	218	199
Completed	125	180	153	168	154	133	138	115
Pct Completed	63.8	70.6	65.9	62.2	59.7	61.3	63.3	57.8
Yards Gained	1343	1871	1844	1858	1770	1761	1603	1398
Sacked	19	25	12	22	33	26	22	11
Yards Lost	92	174	86	151	196	157	142	50
Had intercepted	2	7	6	11	6	8	8	5
Yards Opp Ret	62	22	141	164	156	279	95	50
Opp TDs on Int	0	0	1	1	4	2	0	0
PUNTS	35	42	22	33	45	37	35	35
Avg Yards	46.0	47.6	44.1	47.1	45.0	50.5	47.6	43.3
PUNT RETURNS	12	20	10	22	14	17	28	6
Avg Return	9.6	6.0	8.6	7.3	4.1	11.4	9.6	2.2
Returned for TD	0	0	0	0	0	0	0	0
KICKOFF RETURNS	8	15	17	14	19	15	13	7
Avg Return	22.5	19.9	19.9	21.1	23.6	21.5	21.7	19.1
Returned for TD	0	0	0	0	0	0	0	0
PENALTIES	49	63	44	34	52	50	47	48
Yards Penalized	419	596	401	305	433	431	424	398
FUMBLES BY	5	17	8	9	15	7	13	8
Fumbles Lost	1	7	3	3	4	4	7	3
Opp Fumbles	18	10	8	8	13	10	3	11
Opp Fum Lost	6	4	2	4	5	3	0	6
POSS. TIME (avg)	29:24	30:05	28:59	33:34	29:35	30:57	28:59	31:02
TOUCHDOWNS	15	17	16	14	14	26	14	21
Rushing	5	5	6	4	8	4	1	8
Passing	8	12	9	10	5	19	11	9
Returns	2	0	1	0	1	3	2	4
EXTRA-PT KICKS	15/15	16/16	15/15	13/14	11/13	20/22	14/14	18/20
2-PT CONVERSIONS	0/0	0/1	0/1	0/0	0/1	2/4	0/0	0/1
FIELD GOALS/FGA	16/18	13/17	14/17	17/18	15/16	11/11	8/10	13/17
POINTS SCORED	153	157	153	148	142	215	122	183

DEFENSE	Buff.	NY-J	Atl.	Car.	Ind.	Hou.	Cin.	Jax
POINTS ALLOWED	115	186	152	142	246	188	135	110
OPP FIRST DOWNS	144	168	140	123	171	127	126	122
Rushing	37	47	38	35	44	30	39	43
Passing	93	94	86	81	109	81	68	69
Penalty	14	27	16	7	18	16	19	10
OPP YARDS GAINED	2426	2891	2244	2112	3254	2342	2065	2102
Avg per Game	346.6	361.4	320.6	264.0	406.8	334.6	295.0	300.3
OPP RUSHING(net)	561	1026	715	653	931	676	783	970
Avg per Game	80.1	128.3	102.1	81.6	116.4	96.6	111.9	138.6
Rushes	161	238	178	174	226	180	206	188
Yards per Rush	3.5	4.3	4.0	3.8	4.1	3.8	3.8	5.2
OPP PASSING(net)	1865	1865	1529	1459	2323	1666	1282	1132
Avg per Game	266.4	233.1	218.4	182.4	290.4	238.0	183.1	161.7
Passes Att.	282	276	250	244	273	226	226	235
Completed	179	167	162	159	171	141	133	137
Pct Completed	63.5	60.5	64.8	65.2	62.6	62.4	58.8	58.3
Sacked	13	11	17	27	16	17	22	33
Yards Lost	76	67	130	154	96	94	127	202
INTERCEPTED BY	11	9	2	3	7	8	5	10
Yards Returned	129	145	1	25	127	135	110	192
Returned for TD	0	0	0	0	1	2	2	2
OPP PUNT RETURNS	18	21	8	11	11	23	18	9
Avg return	5.5	7.4	8.5	5.8	5.9	12.9	10.0	11.1
OPP KICKOFF RET	16	11	12	3	13	12	11	11
Avg return	22.3	22.1	20.6	19.3	18.0	23.3	20.0	26.5
OPP TOUCHDOWNS	11	23	15	15	27	21	12	11
Rushing	5	5	2	3	10	3	3	5
Passing	6	17	11	10	12	14	9	4
Returns	0	1	2	2	5	4	0	2

WEEK 8 / THROUGH MONDAY, OCTOBER 30, 2017

OFFENSE	T.B.	N.O.	LA-R	NY-G	Denv.	Phil.	Balt.	Tenn.
GAMES (Won-Lost)	2-5	5-2	5-2	1-6	3-4	7-1	4-4	4-3
FIRST DOWNS	152	145	144	116	140	172	141	127
Rushing	30	44	45	24	45	56	54	40
Passing	111	93	85	80	81	97	73	72
Penalty	11	8	14	12	14	19	14	15
YDS GAINED (tot)	2636	2733	2584	2075	2392	2974	2238	2285
Avg per Game	376.6	390.4	369.1	296.4	341.7	371.8	279.8	326.4
RUSHING (net)	568	831	893	583	864	1034	1015	872
Avg per Game	81.1	118.7	127.6	83.3	123.4	129.3	126.9	124.6
Rushes	153	196	212	149	197	246	239	197
Yards per Rush	3.7	4.2	4.2	3.9	4.4	4.2	4.2	4.4
PASSING (net)	2068	1902	1691	1492	1528	1940	1223	1413
Avg per Game	295.4	271.7	241.6	213.1	218.3	242.5	152.9	201.9
Passes Att.	279	248	224	260	251	264	255	218
Completed	174	175	135	167	154	161	162	135
Pct Completed	62.4	70.6	60.3	64.2	61.4	61.0	63.5	61.9
Yards Gained	2143	1951	1759	1600	1687	2063	1346	1463
Sacked	13	7	10	17	25	22	17	13
Yards Lost	75	49	68	108	159	123	123	50
Had intercepted	8	4	4	5	10	5	8	6
Yards Opp Ret	104	2	73	33	124	40	183	73
Opp TDs on Int	0	1	0	0	1	1	1	2
PUNTS	29	25	25	41	30	32	44	33
Avg Yards	44.3	48.4	47.9	44.5	44.4	46.2	46.2	51.5
PUNT RETURNS	11	12	19	10	24	13	17	16
Avg Return	8.6	7.4	5.6	6.8	8.5	13.8	11.9	10.2
Returned for TD	0	0	0	0	0	0	1	0
KICKOFF RETURNS	7	15	17	12	15	7	15	12
Avg Return	20.7	20.3	29.8	20.5	26.1	22.6	28.4	20.0
Returned for TD	0	0	1	0	0	0	1	0
PENALTIES	44	47	46	46	49	58	51	43
Yards Penalized	319	417	378	414	409	543	402	409
FUMBLES BY	13	8	15	7	14	10	12	4
Fumbles Lost	4	3	8	2	7	4	4	4
Opp Fumbles	9	10	11	9	2	8	9	10
Opp Fum Lost	5	2	3	4	1	5	5	3
POSS. TIME (avg)	28:25	31:24	30:35	27:35	31:46	33:37	29:45	29:57
TOUCHDOWNS	18	21	21	13	14	25	18	14
Rushing	3	7	8	2	4	4	4	9
Passing	13	11	9	10	9	19	8	5
Returns	2	3	4	1	1	2	6	0
EXTRA-PT KICKS	11/13	20/21	21/21	11/11	13/13	19/22	15/15	14/14
2-PT CONVERSIONS	1/5	0/0	0/0	0/2	0/1	3/3	1/3	0/0
FIELD GOALS/FGA	9/14	15/18	21/22	7/10	10/15	19/22	15/18	20/22
POINTS SCORED	148	191	212	112	127	232	170	158
DEFENSE	T.B.	N.O.	LA-R	NY-G	Denv.	Phil.	Balt.	Tenn.
POINTS ALLOWED	168	145	138	156	147	156	148	173
OPP FIRST DOWNS	151	132	122	145	102	143	143	148
Rushing	42	43	36	48	20	28	51	35
Passing	97	74	76	86	70	101	76	103
Penalty	12	15	10	11	12	14	16	10
OPP YARDS GAINED	2705	2413	2297	2656	1827	2617	2538	2306
Avg per Game	386.4	344.7	328.1	379.4	261.0	327.1	317.3	329.4
OPP RUSHING(net)	782	842	862	845	510	563	1062	701
Avg per Game	111.7	120.3	123.1	120.7	72.9	70.4	132.8	100.1
Rushes	203	172	186	202	168	147	251	194
Yards per Rush	3.9	4.9	4.6	4.2	3.0	3.8	4.2	3.6
OPP PASSING(net)	1923	1571	1435	1811	1317	2054	1476	1605
Avg per Game	274.7	224.4	205.0	258.7	188.1	256.8	184.5	229.3
Passes Att.	254	241	226	266	221	325	254	252
Completed	172	147	134	161	133	204	141	151
Pct Completed	67.7	61.0	59.3	60.5	60.2	62.8	55.5	59.9
Sacked	7	19	23	13	17	22	19	11
Yards Lost	43	133	134	73	88	150	111	75
INTERCEPTED BY	5	9	9	3	5	9	12	7
Yards Returned	110	100	236	64	126	78	248	91
Returned for TD	1	2	2	1	1	1	2	0
OPP PUNT RETURNS	9	12	11	18	11	15	18	18
Avg return	9.2	11.4	3.7	12.2	13.8	5.9	9.4	5.8
OPP KICKOFF RET	9	12	10	14	8	17	13	14
Avg return	24.3	27.1	20.9	23.1	22.5	21.4	19.1	28.7
OPP TOUCHDOWNS	19	16	16	17	15	18	15	19
Rushing	7	5	8	2	0	4	5	3
Passing	12	9	8	14	12	13	9	13
Returns	0	2	0	1	3	1	1	3

WEEK 8 / THROUGH MONDAY, OCTOBER 30, 2017

OFFENSE	Ariz.	S.F.	Wash.	Sea.	K.C.	Dal.	Oak.	Miami
GAMES (Won-Lost)	3-4	0-8	3-4	5-2	6-2	4-3	3-5	4-3
FIRST DOWNS	137	150	130	141	163	146	146	118
Rushing	22	43	30	35	43	57	34	27
Passing	96	94	92	94	106	79	97	74
Penalty	19	13	8	12	14	10	15	17
YDS GAINED (tot)	2332	2456	2500	2592	3023	2589	2542	1767
Avg per Game	333.1	307.0	357.1	370.3	377.9	369.9	317.8	252.4
RUSHING (net)	444	766	738	683	982	1054	704	535
Avg per Game	63.4	95.8	105.4	97.6	122.8	150.6	88.0	76.4
Rushes	147	182	182	187	201	215	166	168
Yards per Rush	3.0	4.2	4.1	3.7	4.9	4.9	4.2	3.2
PASSING (net)	1888	1690	1762	1909	2041	1535	1838	1232
Avg per Game	269.7	211.3	251.7	272.7	255.1	219.3	229.8	176.0
Passes Att.	281	315	237	259	260	228	283	248
Completed	169	177	161	164	179	143	179	151
Pct Completed	60.1	56.2	67.9	63.3	68.8	62.7	63.3	60.9
Yards Gained	2044	1892	1900	2008	2181	1571	1919	1359
Sacked	24	27	16	16	22	9	13	16
Yards Lost	156	202	138	99	140	36	81	127
Had intercepted	8	7	4	5	1	4	7	9
Yards Opp Ret	193	115	50	100	0	151	46	176
Opp TDs on Int	1	1	1	0	0	2	0	2
PUNTS	36	44	29	38	33	26	34	41
Avg Yards	46.8	44.9	45.4	44.0	44.4	44.5	50.6	45.4
PUNT RETURNS	11	15	13	15	18	11	14	21
Avg Return	3.5	10.5	5.2	6.3	9.1	7.3	4.7	6.5
Returned for TD	0	0	0	0	1	0	0	0
KICKOFF RETURNS	13	17	9	11	21	8	18	13
Avg Return	20.7	19.1	19.1	22.1	22.8	21.1	22.7	21.6
Returned for TD	0	0	0	0	0	0	0	0
PENALTIES	52	64	38	66	64	46	49	49
Yards Penalized	413	516	291	534	605	435	449	348
FUMBLES BY	8	9	18	8	10	5	13	5
Fumbles Lost	3	5	9	2	2	4	4	1
Opp Fumbles	5	12	10	9	11	13	9	11
Opp Fum Lost	0	4	4	5	5	7	5	4
POSS. TIME (avg)	28:35	26:35	30:58	30:31	30:59	30:42	27:27	29:40
TOUCHDOWNS	13	12	18	20	25	24	20	10
Rushing	3	6	4	2	6	9	7	0
Passing	9	6	13	15	16	14	13	9
Returns	1	0	1	3	3	1	0	1
EXTRA-PT KICKS	11/11	10/11	16/18	17/18	23/23	21/22	19/20	8/10
2-PT CONVERSIONS	0/1	0/1	0/0	1/2	0/2	0/2	0/0	0/0
FIELD GOALS/FGA	10/15	17/19	12/15	12/13	21/22	11/12	10/12	8/9
POINTS SCORED	119	133	160	175	236	198	169	92

DEFENSE	Ariz.	S.F.	Wash.	Sea.	K.C.	Dal.	Oak.	Miami
POINTS ALLOWED	191	219	180	132	180	161	190	152
OPP FIRST DOWNS	140	188	131	134	189	149	147	130
Rushing	40	66	37	36	55	45	47	32
Passing	88	101	78	75	111	87	95	83
Penalty	12	21	16	23	23	17	5	15
OPP YARDS GAINED	2469	3056	2258	2336	3138	2274	2855	2144
Avg per Game	352.7	382.0	322.6	333.7	392.3	324.9	356.9	306.3
OPP RUSHING(net)	741	1054	736	824	1049	742	963	668
Avg per Game	105.9	131.8	105.1	117.7	131.1	106.0	120.4	95.4
Rushes	202	271	182	180	216	165	239	177
Yards per Rush	3.7	3.9	4.0	4.6	4.9	4.5	4.0	3.8
OPP PASSING(net)	1728	2002	1522	1512	2089	1532	1892	1476
Avg per Game	246.9	250.3	217.4	216.0	261.1	218.9	236.5	210.9
Passes Att.	254	273	226	246	290	260	246	219
Completed	156	174	141	139	156	168	171	153
Pct Completed	61.4	63.7	62.4	56.5	53.8	64.6	69.5	69.9
Sacked	13	17	20	17	18	25	12	15
Yards Lost	87	107	133	104	96	218	71	91
INTERCEPTED BY	7	5	6	8	8	3	0	2
Yards Returned	173	85	37	181	69	46	0	21
Returned for TD	1	0	1	2	0	1	0	0
OPP PUNT RETURNS	22	17	12	17	12	10	20	17
Avg return	13.9	2.2	9.0	6.9	6.8	5.4	6.6	7.5
OPP KICKOFF RET	11	5	9	17	16	17	7	12
Avg return	21.8	25.8	18.3	19.2	19.9	21.8	21.6	18.2
OPP TOUCHDOWNS	22	24	19	14	21	18	19	18
Rushing	6	9	6	5	7	4	6	4
Passing	14	14	10	9	14	12	11	11
Returns	2	1	3	0	0	2	2	3

WEEK 8 / THROUGH MONDAY, OCTOBER 30, 2017

OFFENSE	Det.	G.B.	Clev.	LA-C	N.E.	Pitt.	Chi.	Minn.
GAMES (Won-Lost)	3-4	4-3	0-8	3-5	6-2	6-2	3-5	6-2
FIRST DOWNS	129	144	154	154	197	161	133	161
Rushing	26	40	42	33	49	51	51	43
Passing	92	86	86	101	124	93	65	97
Penalty	11	18	26	20	24	17	17	21
YDS GAINED (tot)	2270	2170	2410	2662	3289	2910	2301	2868
Avg per Game	324.3	310.0	301.3	332.8	411.1	363.8	287.6	358.5
RUSHING (net)	575	711	761	711	872	871	1041	960
Avg per Game	82.1	101.6	95.1	88.9	109.0	108.9	130.1	120.0
Rushes	165	157	187	179	221	237	243	239
Yards per Rush	3.5	4.5	4.1	4.0	3.9	3.7	4.3	4.0
PASSING (net)	1695	1459	1649	1951	2417	2039	1260	1908
Avg per Game	242.1	208.4	206.1	243.9	302.1	254.9	157.5	238.5
Passes Att.	270	252	307	286	309	276	222	277
Completed	163	159	167	173	206	169	133	181
Pct Completed	60.4	63.1	54.4	60.5	66.7	61.2	59.9	65.3
Yards Gained	1851	1629	1782	2028	2541	2106	1404	1992
Sacked	25	24	23	11	21	10	19	10
Yards Lost	156	170	133	77	124	67	144	84
Had intercepted	4	7	17	6	2	9	7	3
Yards Opp Ret	120	123	283	44	2	149	102	55
Opp TDs on Int	3	1	1	0	0	2	1	0
PUNTS	35	32	42	41	31	34	44	34
Avg Yards	43.7	45.9	48.1	49.6	43.2	42.4	48.2	41.1
PUNT RETURNS	14	9	22	16	15	13	19	16
Avg Return	20.9	9.2	6.0	9.8	10.5	5.2	7.4	10.8
Returned for TD	2	0	0	1	0	0	0	0
KICKOFF RETURNS	9	6	11	14	12	10	20	15
Avg Return	17.9	22.5	25.7	18.5	23.5	15.0	22.1	25.0
Returned for TD	0	0	0	0	0	0	0	0
PENALTIES	45	51	63	61	59	54	52	48
Yards Penalized	421	412	554	473	543	451	404	483
FUMBLES BY	9	7	10	7	8	6	16	9
Fumbles Lost	5	2	4	2	3	3	8	5
Opp Fumbles	10	10	9	12	11	13	8	11
Opp Fum Lost	6	7	4	4	3	4	7	3
POSS. TIME (avg)	30:35	28:53	28:12	27:18	31:19	32:06	29:07	31:27
TOUCHDOWNS	19	21	14	19	22	16	16	17
Rushing	2	6	6	5	6	5	5	7
Passing	12	14	7	13	16	10	8	10
Returns	5	1	1	1	0	1	3	0
EXTRA-PT KICKS	15/15	17/19	12/13	18/18	20/21	15/15	13/13	12/16
2-PT CONVERSIONS	1/4	0/2	1/1	0/1	1/1	0/1	1/2	1/1
FIELD GOALS/FGA	15/17	7/8	7/11	6/11	20/23	18/20	7/11	21/22
POINTS SCORED	176	164	119	150	216	167	134	179

DEFENSE	Det.	G.B.	Clev.	LA-C	N.E.	Pitt.	Chi.	Minn.
POINTS ALLOWED	169	161	202	152	179	131	171	135
OPP FIRST DOWNS	131	147	155	157	183	129	148	142
Rushing	34	47	37	56	51	42	45	30
Passing	84	88	99	87	118	77	87	96
Penalty	13	12	19	14	14	10	16	16
OPP YARDS GAINED	2423	2442	2508	2696	3336	2293	2496	2257
Avg per Game	346.1	348.9	313.5	337.0	417.0	286.6	312.0	282.1
OPP RUSHING(net)	641	880	674	1081	972	853	835	651
Avg per Game	91.6	125.7	84.3	135.1	121.5	106.6	104.4	81.4
Rushes	180	208	232	233	192	189	215	188
Yards per Rush	3.6	4.2	2.9	4.6	5.1	4.5	3.9	3.5
OPP PASSING(net)	1782	1562	1834	1615	2364	1440	1661	1606
Avg per Game	254.6	223.1	229.3	201.9	295.5	180.0	207.6	200.8
Passes Att.	239	227	260	262	298	262	262	279
Completed	152	151	179	173	196	157	170	175
Pct Completed	63.6	66.5	68.8	66.0	65.8	59.9	64.9	62.7
Sacked	13	12	16	26	16	26	23	24
Yards Lost	96	99	101	167	110	189	144	171
INTERCEPTED BY	10	6	5	5	6	7	4	7
Yards Returned	192	49	97	39	56	38	226	84
Returned for TD	3	1	1	0	0	0	2	0
OPP PUNT RETURNS	12	12	26	26	16	12	21	10
Avg return	6.8	3.8	9.5	8.9	5.6	10.4	13.0	4.3
OPP KICKOFF RET	13	12	7	21	29	17	13	23
Avg return	20.9	24.6	13.9	27.1	19.2	21.9	26.8	22.7
OPP TOUCHDOWNS	20	18	23	15	22	14	18	12
Rushing	6	7	5	5	5	6	7	3
Passing	10	9	16	10	16	6	8	9
Returns	4	2	2	0	1	2	3	0

WEEK 8 / THROUGH MONDAY, OCTOBER 30, 2017

OFFENSE	NFL/Avg
GAMES (Won-Lost)	---
FIRST DOWNS	144.0
Rushing	41.1
Passing	88.1
Penalty	14.8
YDS GAINED (tot)	2493.0
Avg per Game	335.2
RUSHING (net)	807.7
Avg per Game	108.6
Rushes	198.2
Yards per Rush	4.1
PASSING (net)	1685.3
Avg per Game	226.6
Passes Att.	254.8
Completed	159.5
Pct Completed	62.6
Yards Gained	1802.1
Sacked	18.1
Yards Lost	116.8
Had intercepted	6.3
Yards Opp Ret	103.4
Opp TDs on Int	0.9
PUNTS	34.9
Avg Yards	46.1
PUNT RETURNS	15.4
Avg Return	8.4
Returned for TD	0.2
KICKOFF RETURNS	13.0
Avg Return	22.1
Returned for TD	0.1
PENALTIES	51.0
Yards Penalized	438.4
FUMBLES BY	9.8
Fumbles Lost	4.1
Opp Fumbles	9.8
Opp Fum Lost	4.1
POSS. TIME (avg)	30:00
TOUCHDOWNS	17.7
Rushing	5.0
Passing	11.0
Returns	1.7
EXTRA POINTS(tot)	94%
Kicks Made/2Pt	30%
FIELD GOALS/FGA	13/16
POINTS SCORED	162.8

DEFENSE	NFL/Avg
POINTS ALLOWED	162.8
OPP FIRST DOWNS	144.0
Rushing	41.1
Passing	88.1
Penalty	14.8
OPP YARDS GAINED	2493.0
Avg per Game	335.2
OPP RUSHING(net)	807.7
Avg per Game	108.6
Rushes	198.2
Yards per Rush	4.1
OPP PASSING(net)	1685.3
Avg per Game	226.6
Passes Att.	254.8
Completed	159.5
Pct Completed	62.6
Sacked	18.1
Yards Lost	116.8
INTERCEPTED BY	6.3
Yards Returned	103.4
Returned for TD	0.9
OPP PUNT RETURNS	15.4
Avg return	8.4
OPP KICKOFF RET	13.0
Avg return	22.1
OPP TOUCHDOWNS	17.7
Rushing	5.0
Passing	11.0
Returns	1.7

WEEK 8 / THROUGH MONDAY, OCTOBER 30, 2017

TEAM RANKINGS

National Football League

	Offense			Defense		
	Total	Rush	Pass	Total	Rush	Pass
Ariz.	16	32	5	24	14	23
Atl.	5	11	9	11	11	14
Balt.	31	7	32	10	30	5
Buff.	25	8T	29	22	3	29
Car.	21	20	19	2	5	3
Chi.	29	4	31	8	12	10
Cin.	30	30	23	5	18	4
Cleve.	26	24	25	9	6	18
Dallas	8	2	17	13	15	15
Denver	15	10	18	*1	2	6
Det.	19	28	12	21	7	25
G.B.	22	18	24	23	26	16
Hou.	10	3	16	18	9	22
Ind.	28	19	27	31	19	31
Jax	12	*1	28	6	32	*1
K.C.	3	12	6	30	28	28
L.A.-C	17	25	10	19	31	8
Rams	9	6	13	15	25	9
Miami	32	31	30	7	8	11
Minn.	13	13	14	3	4	7
N.E.	*1	15	*1	32	24	32
N.O.	2	14	4	20	21	17
Giants	27	27	20	27	23	27
Jets	23	22T	21	26	27	20
Oak.	20	26	15	25	22	21
Phil.	6	5	11	14	*1	26
Pitt.	11	16	7	4	16	2
S.F.	24	22T	22	28	29	24
Sea.	7	21	3	17	20	12
T.B.	4	29	2	29	17	30
Tenn.	18	8T	26	16	10	19
Wash.	14	17	8	12	13	13

T = Tied for position

* = League Leader

WEEK 8 / THROUGH MONDAY, OCTOBER 30, 2017

NFL / TEAM/OFFENSE RANK

Tm	(A)	(B)	(C)	(D)	(E)	(F)	(G)	(H)	(I)	(J)	(K)	(L)	(M)	(N)	(O)	(P)	(Q)
BAL	31	31	7	10	32	32	24	15	25	28	18t	3	2	13	14	17	18t
BUF	25	25	8t	23	29	22	3	27	26	8	22t	10	11t	15	19	15t	12t
CIN	30	23	30	30	23	19	28	30	28t	26	18t	11	15	9	16	26	22t
CLE	26	30	24	16	25	29	32	18	18t	32	10	24	4	7	10	31	30t
DEN	15	20	10	7	18	24	30	29	14t	12	28t	16	3	23	29	24	27t
HOU	10	14	3	8	16	12	29	31	2	25	4	4	17	3	9	1	1
IND	28	29	19	25	27	25	15	32	27	13	28t	30	6	19	7	25	6
JAC	12	9	1	1	28	15	17	10	14t	21	3	32	27	29	25	8	24t
KC	3	1	12	3	6	3	1	21	10	10	28t	13	8	24	22	3	2t
LAC	17	11	25	20	10	13	13	4	18t	24	11t	9	30	4	12	22	32
MIA	32	32	31	31	30	31	27	13	28t	31	26	22	16	18	20	32	12t
NE	1	4	15	21	1	2	2	17	1	3	7t	6t	7	30	28	7	16
NYJ	23	18	22t	19	21	20	19	28	32	14	5t	25	26	10	8	21	24t
OAK	20	15	26	11	15	16	16	7	23	15	21	29	9	2	2	19	18t
PIT	11	13	16	26	7	6	26	3	12t	18	22t	27t	32	31	30	20	10
TEN	18	17	8t	6	26	18	20	11	24	27	11t	8	24	1	1	13	9
ARI	16	19	32	32	5	17	22	22	17	22	17	31	21	12	32	27	27t
ATL	5	2	11	4	9	5	18	9	5t	11	22t	15	25	26	18	15t	21
CAR	21	26	20	29	19	21	31	19	16	4	25	19	18	11	6	23	5
CHI	29	27	4	9	31	28	25	23	30	23	11t	17	13	6	26	28	30t
DAL	8	8	2	2	17	14	8	5	5t	5	9	20	19	21	11	5	8
DET	19	22	28	28	12	23	5	25	22	20	28t	1	31	28	15	9	14
GB	22	21	18	5	24	27	21	26	8t	9	1	12	11t	16	4	11	15
LAR	9	6	6	13	13	4	9	6	8t	1	11t	26	1	8	3	2	2t
MIN	13	16	13	18	14	11	4	2	12t	7	28t	5	5	32	24	14	2t
NO	2	3	14	12	4	1	6	1	7	17	5t	18	23	5	17	6	18t
NYG	27	24	27	22	20	26	11	14	31	29	27	21	22	22	31	30	26
PHI	6	12	5	15	11	10	10	20	4	2	2	2	10	14	13	4	17
SF	24	28	22t	14	22	30	14	24	20	30	11t	6t	28	20	5	29	11
SEA	7	10	21	27	3	9	12	12	11	6	7t	23	14	27	21	10	7
TB	4	5	29	24	2	7	23	8	3	19	18t	14	20	25	23	18	29
WAS	14	7	17	17	8	8	7	16	21	16	11t	27t	29	17	27	12	22t

- (A) Total Yards per Game
- (B) Yards per Play
- (C) Rushing Yards per Game
- (D) Rushing Yards per Attempt
- (E) Passing Net Yards per Game
- (F) Passing Net Yards per Play
- (G) Passing, Percent Had Intercepted
- (H) Sacks per Pass Play
- (I) First Downs per Game
- (J) Third Down Efficiency
- (K) Fourth Down Efficiency
- (L) Punt Return Average
- (M) Kickoff Return Average
- (N) Gross Punting Average
- (O) Net Punting Average
- (P) Points per Game
- (Q) Field Goal Percentage

WEEK 8 / THROUGH MONDAY, OCTOBER 30, 2017

NFL / OPPONENT/DEFENSE RANK

Tm	(A)	(B)	(C)	(D)	(E)	(F)	(G)	(H)	(I)	(J)	(K)	(L)	(M)	(N)	(O)	(P)	(Q)	(R)	(S)
BAL	10	7	30	22	5	7	1	14	7t	7	15	22	5	8	7	6	22	13	24
BUF	22	20	3	4	29	19	5	29	22	19	17	6	20	2	3	3	29t	8	27
CIN	5	2	18	11	4	3	20	6	9	11	11t	24	10	13	5	9	28	19	17
CLE	9	8	6	1	18	24	23	21	18	16	1t	23	1	23	21	27	20	30	19
DEN	1	1	2	2	6	8	19	12	1	1	9	31	21	30	22	13	21	22t	1
HOU	18	25	9	9	22	26	7	13	10	10	24t	29	24	29	13	29	26	12	13
IND	31	31	19	19	31	32	17	22	28	27	24t	10	2	24	28	32	15t	32	32
JAC	6	4	32	32	1	1	2	1	4t	13t	4	26	28	5	24	1	25	2	4
KC	30	30	28	29	28	25	12	20	32	18	19t	13t	9	4	2	19	7	4	20
LAC	19	13	31	28	8	9	24	4t	19	25	7t	19	31	20	11	8	12t	18	15
MIA	7	14	8	10	11	18	30	16	13	5	11t	17	3	28	31	15t	2	28	29
NE	32	32	24	31	32	31	21	24	30	20t	18	7	6	16	9	18	1	10	16
NYJ	26	23	27	23	20	22	8	31	24t	20t	5	16	19	14	14	22	3	25	28
OAK	25	28	22	17	21	29	32	28	11	28	24t	12	15	12	23	23	11	21	26
PIT	4	6	16	25	2	2	14	4t	3	4	6	25	18	3	18	2	15t	11	2
TEN	16	11	10	6	19	16	10	30	26	8	22	9	32	32	32	26	29t	20	14
ARI	24	15	14	7	23	20	13	26	20t	31	23	32	16	7	27	30	29t	29	21
ATL	11	10	11	16	14	10	31	17	20t	17	31	18	11	27	10	15t	23t	17	5
CAR	2	5	5	8	3	6	27	2	2	6	14	8	8	22	25	5	15t	15	6
CHI	8	9	12	14	10	13	26	9	12	15	24t	30	29	31	30	14	27	26	23
DAL	13	12	15	24	15	5	28	7	27	26	19t	5	17	17	19t	20t	10	9	8
DET	21	27	7	5	25	28	3	23	14t	13t	16	13t	13	19	1	25	6	14	22
GB	23	22	26	21	16	23	16	25	24t	24	32	3	26	6	12	20t	15t	16	25
LAR	15	18	25	27	9	12	4	3	4t	12	21	2	12	1	6	11	4	1	10
MIN	3	3	4	3	7	4	18	10	6	2	24t	4	22	9	8	4	23t	7	3
NO	20	26	21	30	17	15	6	11	16	29	1t	27	30	18	16	12	8t	5	7
NYG	27	24	23	20	27	21	29	27	23	22	7t	28	23	10	17	17	5	27	31
PHI	14	19	1	12	26	14	11	18	7t	3	10	11	14	11	4	10	12t	3	9
SF	28	21	29	15	24	27	25	19	31	30	24t	1	27	26	15	31	29t	31	30
SEA	17	16	20	26	12	11	9	15	17	9	11t	15	7	21	29	7	14	6	11
TB	29	29	17	13	30	30	22	32	29	32	1t	21	25	25	19t	24	15t	22t	18
WAS	12	17	13	18	13	17	15	8	14t	23	24t	20	4	15	26	28	8t	22t	12

- (A) Total Yards per Game
- (B) Yards per Play
- (C) Rushing Yards per Game
- (D) Rushing Yards per Attempt
- (E) Passing Net Yards per Game
- (F) Passing Net Yards per Play
- (G) Passing, Percent Had Intercepted
- (H) Sacks per Pass Play
- (I) First Downs per Game
- (J) Third Down Efficiency
- (K) Fourth Down Efficiency
- (L) Punt Return Average
- (M) Kickoff Return Average
- (N) Gross Punting Average
- (O) Net Punting Average
- (P) Points per Game
- (Q) Field Goal Percentage
- (R) Points per Game Differential
- (S) Net Yards per Game Differential

WEEK 8 / THROUGH MONDAY, OCTOBER 30, 2017

NFL / TOTAL OFFENSE

Rank	Team	Total	Rushing	Passing	Total	Rushing	Passing
1)	New England	3289	872	2417	411.1	109.0	302.1
2)	New Orleans	2733	831	1902	390.4	118.7	271.7
3)	Kansas City	3023	982	2041	377.9	122.8	255.1
4)	Tampa Bay	2636	568	2068	376.6	81.1	295.4
5)	Atlanta	2621	863	1758	374.4	123.3	251.1
6)	Philadelphia	2974	1034	1940	371.8	129.3	242.5
7)	Seattle	2592	683	1909	370.3	97.6	272.7
8)	Dallas	2589	1054	1535	369.9	150.6	219.3
9)	Los Angeles Rams	2584	893	1691	369.1	127.6	241.6
10)	Houston	2572	968	1604	367.4	138.3	229.1
11)	Pittsburgh	2910	871	2039	363.8	108.9	254.9
12)	Jacksonville	2531	1183	1348	361.6	169.0	192.6
13)	Minnesota	2868	960	1908	358.5	120.0	238.5
14)	Washington	2500	738	1762	357.1	105.4	251.7
15)	Denver	2392	864	1528	341.7	123.4	218.3
16)	Arizona	2332	444	1888	333.1	63.4	269.7
17)	Los Angeles Chargers	2662	711	1951	332.8	88.9	243.9
18)	Tennessee	2285	872	1413	326.4	124.6	201.9
19)	Detroit	2270	575	1695	324.3	82.1	242.1
20)	Oakland	2542	704	1838	317.8	88.0	229.8
21)	Carolina	2488	781	1707	311.0	97.6	213.4
22)	Green Bay	2170	711	1459	310.0	101.6	208.4
23)	New York Jets	2463	766	1697	307.9	95.8	212.1
24)	San Francisco	2456	766	1690	307.0	95.8	211.3
25)	Buffalo	2123	872	1251	303.3	124.6	178.7
26)	Cleveland	2410	761	1649	301.3	95.1	206.1
27)	New York Giants	2075	583	1492	296.4	83.3	213.1
28)	Indianapolis	2370	796	1574	296.3	99.5	196.8
29)	Chicago	2301	1041	1260	287.6	130.1	157.5
30)	Cincinnati	2010	549	1461	287.1	78.4	208.7
31)	Baltimore	2238	1015	1223	279.8	126.9	152.9
32)	Miami	1767	535	1232	252.4	76.4	176.0

NFL / TOTAL DEFENSE

Rank	Team	Total	Rushing	Passing	Total	Rushing	Passing
1)	Denver	1827	510	1317	261.0	72.9	188.1
2)	Carolina	2112	653	1459	264.0	81.6	182.4
3)	Minnesota	2257	651	1606	282.1	81.4	200.8
4)	Pittsburgh	2293	853	1440	286.6	106.6	180.0
5)	Cincinnati	2065	783	1282	295.0	111.9	183.1
6)	Jacksonville	2102	970	1132	300.3	138.6	161.7
7)	Miami	2144	668	1476	306.3	95.4	210.9
8)	Chicago	2496	835	1661	312.0	104.4	207.6
9)	Cleveland	2508	674	1834	313.5	84.3	229.3
10)	Baltimore	2538	1062	1476	317.3	132.8	184.5
11)	Atlanta	2244	715	1529	320.6	102.1	218.4
12)	Washington	2258	736	1522	322.6	105.1	217.4
13)	Dallas	2274	742	1532	324.9	106.0	218.9
14)	Philadelphia	2617	563	2054	327.1	70.4	256.8
15)	Los Angeles Rams	2297	862	1435	328.1	123.1	205.0
16)	Tennessee	2306	701	1605	329.4	100.1	229.3
17)	Seattle	2336	824	1512	333.7	117.7	216.0
18)	Houston	2342	676	1666	334.6	96.6	238.0
19)	Los Angeles Chargers	2696	1081	1615	337.0	135.1	201.9
20)	New Orleans	2413	842	1571	344.7	120.3	224.4
21)	Detroit	2423	641	1782	346.1	91.6	254.6
22)	Buffalo	2426	561	1865	346.6	80.1	266.4
23)	Green Bay	2442	880	1562	348.9	125.7	223.1
24)	Arizona	2469	741	1728	352.7	105.9	246.9
25)	Oakland	2855	963	1892	356.9	120.4	236.5
26)	New York Jets	2891	1026	1865	361.4	128.3	233.1
27)	New York Giants	2656	845	1811	379.4	120.7	258.7
28)	San Francisco	3056	1054	2002	382.0	131.8	250.3
29)	Tampa Bay	2705	782	1923	386.4	111.7	274.7
30)	Kansas City	3138	1049	2089	392.3	131.1	261.1
31)	Indianapolis	3254	931	2323	406.8	116.4	290.4
32)	New England	3336	972	2364	417.0	121.5	295.5

WEEK 8 / THROUGH MONDAY, OCTOBER 30, 2017

NFL / TAKEAWAYS, GIVEAWAYS

Rank	Team	TAKEAWAYS			GIVEAWAYS			Net Diff
		Int	Fum	Total	Int	Fum	Total	
1)	Buffalo	11	6	17	2	1	3	= +14
2)	Kansas City	8	5	13	1	2	3	= +10
3)	Jacksonville	10	6	16	5	3	8	= +8
4)	Detroit	10	6	16	4	5	9	= +7
5)	Seattle	8	5	13	5	2	7	= +6
6t)	Baltimore	12	5	17	8	4	12	= +5
6t)	Philadelphia	9	5	14	5	4	9	= +5
8t)	New England	6	3	9	2	3	5	= +4
8t)	Green Bay	6	7	13	7	2	9	= +4
8t)	New Orleans	9	2	11	4	3	7	= +4
11t)	Indianapolis	7	5	12	6	4	10	= +2
11t)	Dallas	3	7	10	4	4	8	= +2
11t)	Minnesota	7	3	10	3	5	8	= +2
14)	Los Angeles Chargers	5	4	9	6	2	8	= +1
15t)	Tennessee	7	3	10	6	4	10	= 0
15t)	Los Angeles Rams	9	3	12	4	8	12	= 0
15t)	New York Giants	3	4	7	5	2	7	= 0
18t)	Houston	8	3	11	8	4	12	= -1
18t)	New York Jets	9	4	13	7	7	14	= -1
18t)	Pittsburgh	7	4	11	9	3	12	= -1
21)	Tampa Bay	5	5	10	8	4	12	= -2
22t)	San Francisco	5	4	9	7	5	12	= -3
22t)	Washington	6	4	10	4	9	13	= -3
24t)	Miami	2	4	6	9	1	10	= -4
24t)	Arizona	7	0	7	8	3	11	= -4
24t)	Chicago	4	7	11	7	8	15	= -4
27)	Atlanta	2	2	4	6	3	9	= -5
28)	Oakland	0	5	5	7	4	11	= -6
29)	Carolina	3	4	7	11	3	14	= -7
30)	Cincinnati	5	0	5	8	7	15	= -10
31)	Denver	5	1	6	10	7	17	= -11
32)	Cleveland	5	4	9	17	4	21	= -12
Totals		203	130	333	203	130	333	= 0

WEEK 8 / THROUGH MONDAY, OCTOBER 30, 2017

NFL / TEAM/OFFENSE INSIDE THE 20

Rank	Team	Poss	Pts	TD	TD%	FG	Score	Score%
1)	Green Bay	23	132	17	73.9	5	22	95.7
2)	Philadelphia	25	135	17	68.0	6	23	92.0
3)	Houston	23	123	15	65.2	6	21	91.3
4)	Oakland	17	92	11	64.7	5	16	94.1
5)	Dallas	29	145	18	62.1	7	25	86.2
6)	Jacksonville	20	103	12	60.0	7	19	95.0
7t)	Miami	12	59	7	58.3	4	11	91.7
7t)	New Orleans	24	122	14	58.3	8	22	91.7
9)	New York Jets	14	67	8	57.1	4	12	85.7
10)	Chicago	16	73	9	56.3	4	13	81.3
11t)	Buffalo	20	98	11	55.0	7	18	90.0
11t)	Los Angeles Chargers	20	92	11	55.0	5	16	80.0
13t)	Tampa Bay	22	95	12	54.5	5	17	77.3
13t)	Washington	22	103	12	54.5	7	19	86.4
15)	New York Giants	15	70	8	53.3	5	13	86.7
16)	Baltimore	21	100	11	52.4	8	19	90.5
17t)	Kansas City	24	113	12	50.0	10	22	91.7
17t)	New England	34	160	17	50.0	14	31	91.2
17t)	Seattle	22	97	11	50.0	7	18	81.8
20)	Los Angeles Rams	31	141	15	48.4	12	27	87.1
21)	Atlanta	25	107	12	48.0	8	20	80.0
22)	San Francisco	21	92	10	47.6	8	18	85.7
23)	Minnesota	28	128	13	46.4	13	26	92.9
24)	Carolina	24	109	11	45.8	11	22	91.7
25t)	Cincinnati	20	81	9	45.0	6	15	75.0
25t)	Cleveland	20	73	9	45.0	3	12	60.0
25t)	Detroit	20	82	9	45.0	7	16	80.0
28)	Denver	25	103	11	44.0	9	20	80.0
29)	Indianapolis	23	98	10	43.5	10	20	87.0
30)	Pittsburgh	29	128	12	41.4	15	27	93.1
31)	Tennessee	17	76	7	41.2	9	16	94.1
32)	Arizona	22	82	9	40.9	7	16	72.7

NFL / OPPONENTS/DEFENSE INSIDE THE 20

Rank	Team	Poss	Pts	TD	TD%	FG	Score	Score%
1)	Cincinnati	24	98	8	33.3	14	22	91.7
2)	Los Angeles Chargers	20	76	7	35.0	9	16	80.0
3)	Seattle	17	65	6	35.3	8	14	82.4
4)	Baltimore	21	82	8	38.1	9	17	81.0
5t)	Jacksonville	15	60	6	40.0	6	12	80.0
5t)	Minnesota	20	87	8	40.0	10	18	90.0
5t)	Oakland	25	109	10	40.0	13	23	92.0
8)	Buffalo	20	89	9	45.0	9	18	90.0
9)	Denver	15	61	7	46.7	4	11	73.3
10t)	New Orleans	21	88	10	47.6	7	17	81.0
10t)	Pittsburgh	21	89	10	47.6	7	17	81.0
12)	Chicago	27	121	13	48.1	10	23	85.2
13)	New York Giants	24	107	12	50.0	8	20	83.3
14)	New England	25	105	13	52.0	5	18	72.0
15)	Philadelphia	21	95	11	52.4	6	17	81.0
16)	Atlanta	19	88	10	52.6	6	16	84.2
17)	Kansas City	28	134	15	53.6	10	25	89.3
18)	Indianapolis	26	122	14	53.8	8	22	84.6
19t)	Houston	22	106	12	54.5	8	20	90.9
19t)	San Francisco	33	149	18	54.5	10	28	84.8
21)	New York Jets	27	127	15	55.6	8	23	85.2
22)	Dallas	23	106	13	56.5	6	19	82.6
23t)	Detroit	21	101	12	57.1	6	18	85.7
23t)	Los Angeles Rams	21	99	12	57.1	6	18	85.7
23t)	Tampa Bay	28	138	16	57.1	9	25	89.3
26)	Washington	22	117	13	59.1	9	22	100.0
27t)	Arizona	25	126	15	60.0	9	24	96.0
27t)	Carolina	15	76	9	60.0	4	13	86.7
29)	Tennessee	24	120	15	62.5	6	21	87.5
30)	Green Bay	19	113	14	73.7	5	19	100.0
31)	Cleveland	23	135	17	73.9	5	22	95.7
32)	Miami	16	90	12	75.0	2	14	87.5

WEEK 8 / THROUGH MONDAY, OCTOBER 30, 2017

NFL / OFFENSE/TEAMS: FIRST DOWNS, THIRD DOWNS, FOURTH DOWNS

Rank	Team	FIRST DOWNS				THIRD DOWNS			FOURTH DOWNS		
		Total	Rush	Pass	Pen	Made	Att	Pct	Made	Att	Pct
1)	New England	197	49	124	24	51	111	45.9	3	5	60.0
2)	Houston	156	45	89	22	31	86	36.0	3	4	75.0
3)	Tampa Bay	152	30	111	11	31	82	37.8	2	5	40.0
4)	Philadelphia	172	56	97	19	54	113	47.8	5	6	83.3
5t)	Atlanta	146	47	90	9	32	78	41.0	2	6	33.3
5t)	Dallas	146	57	79	10	39	89	43.8	7	12	58.3
7)	New Orleans	145	44	93	8	32	84	38.1	4	6	66.7
8t)	Green Bay	144	40	86	18	39	92	42.4	7	8	87.5
8t)	Los Angeles Rams	144	45	85	14	48	98	49.0	1	2	50.0
10)	Kansas City	163	43	106	14	43	102	42.2	0	3	0.0
11)	Seattle	141	35	94	12	44	102	43.1	3	5	60.0
12t)	Pittsburgh	161	51	93	17	39	103	37.9	1	3	33.3
12t)	Minnesota	161	43	97	21	47	110	42.7	0	5	0.0
14t)	Denver	140	45	81	14	41	104	39.4	0	7	0.0
14t)	Jacksonville	140	50	73	17	34	93	36.6	4	5	80.0
16)	Carolina	158	58	88	12	52	116	44.8	1	4	25.0
17)	Arizona	137	22	96	19	36	99	36.4	4	9	44.4
18t)	Cleveland	154	42	86	26	31	107	29.0	6	11	54.5
18t)	Los Angeles Chargers	154	33	101	20	35	97	36.1	3	6	50.0
20)	San Francisco	150	43	94	13	37	119	31.1	7	14	50.0
21)	Washington	130	30	92	8	34	89	38.2	2	4	50.0
22)	Detroit	129	26	92	11	37	100	37.0	0	6	0.0
23)	Oakland	146	34	97	15	36	94	38.3	4	11	36.4
24)	Tennessee	127	40	72	15	32	92	34.8	1	2	50.0
25)	Baltimore	141	54	73	14	37	110	33.6	2	5	40.0
26)	Buffalo	121	45	70	6	46	108	42.6	1	3	33.3
27)	Indianapolis	137	44	81	12	45	115	39.1	0	6	0.0
28t)	Cincinnati	118	32	73	13	31	88	35.2	2	5	40.0
28t)	Miami	118	27	74	17	26	88	29.5	2	10	20.0
30)	Chicago	133	51	65	17	39	108	36.1	4	8	50.0
31)	New York Giants	116	24	80	12	30	92	32.6	1	8	12.5
32)	New York Jets	130	31	86	13	43	111	38.7	4	6	66.7
	Totals	4607	1316	2818	473	1232	3180	38.7	86	200	43.0

NFL / DEFENSE/OPPONENTS: FIRST DOWNS, THIRD DOWNS, FOURTH DOWNS

Rank	Team	FIRST DOWNS				THIRD DOWNS			FOURTH DOWNS		
		Total	Rush	Pass	Pen	Made	Att	Pct	Made	Att	Pct
1)	Denver	102	20	70	12	23	92	25.0	3	11	27.3
2)	Carolina	123	35	81	7	33	100	33.0	4	11	36.4
3)	Pittsburgh	129	42	77	10	31	98	31.6	3	13	23.1
4t)	Jacksonville	122	43	69	10	36	96	37.5	1	6	16.7
4t)	Los Angeles Rams	122	36	76	10	36	99	36.4	5	9	55.6
6)	Minnesota	142	30	96	16	28	101	27.7	4	6	66.7
7t)	Baltimore	143	51	76	16	38	111	34.2	3	8	37.5
7t)	Philadelphia	143	28	101	14	31	100	31.0	3	10	30.0
9)	Cincinnati	126	39	68	19	38	105	36.2	2	6	33.3
10)	Houston	127	30	81	16	32	90	35.6	2	3	66.7
11)	Oakland	147	47	95	5	53	115	46.1	2	3	66.7
12)	Chicago	148	45	87	16	41	108	38.0	2	3	66.7
13)	Miami	130	32	83	15	27	82	32.9	1	3	33.3
14t)	Detroit	131	34	84	13	33	88	37.5	2	5	40.0
14t)	Washington	131	37	78	16	38	93	40.9	4	6	66.7
16)	New Orleans	132	43	74	15	44	94	46.8	0	3	0.0
17)	Seattle	134	36	75	23	33	93	35.5	1	3	33.3
18)	Cleveland	155	37	99	19	43	110	39.1	0	1	0.0
19)	Los Angeles Chargers	157	56	87	14	49	116	42.2	2	8	25.0
20t)	Arizona	140	40	88	12	52	109	47.7	3	5	60.0
20t)	Atlanta	140	38	86	16	36	91	39.6	7	9	77.8
22)	Buffalo	144	37	93	14	37	93	39.8	3	7	42.9
23)	New York Giants	145	48	86	11	42	103	40.8	2	8	25.0
24t)	New York Jets	168	47	94	27	44	110	40.0	1	5	20.0
24t)	Green Bay	147	47	88	12	36	86	41.9	6	7	85.7
26)	Tennessee	148	35	103	10	31	88	35.2	4	7	57.1
27)	Dallas	149	45	87	17	39	91	42.9	3	6	50.0
28)	Indianapolis	171	44	109	18	48	109	44.0	4	6	66.7
29)	Tampa Bay	151	42	97	12	48	98	49.0	0	4	0.0
30)	New England	183	51	118	14	38	95	40.0	4	9	44.4
31)	San Francisco	188	66	101	21	54	115	47.0	2	3	66.7
32)	Kansas City	189	55	111	23	40	101	39.6	3	6	50.0
	Totals	4607	1316	2818	473	1232	3180	38.7	86	200	43.0

WEEK 8 / THROUGH MONDAY, OCTOBER 30, 2017**NFL / FIRST-DOWN PLAYS BY TEAMS**

Rank	Team	Yds/Play	Plays	Yards
1)	Kansas City	6.88	222	1528
2)	Tampa Bay	6.52	211	1376
3)	Atlanta	6.50	201	1306
4)	New England	6.27	253	1587
5)	Los Angeles Rams	6.18	201	1243
6)	Tennessee	6.08	193	1173
7)	Cincinnati	5.99	184	1102
8)	Dallas	5.98	200	1195
9)	San Francisco	5.84	227	1325
10)	Oakland	5.82	206	1199
11)	New Orleans	5.78	201	1162
12)	Jacksonville	5.73	202	1158
13)	New York Jets	5.40	201	1085
14)	Arizona	5.38	203	1092
15)	Seattle	5.37	206	1106
16)	Green Bay	5.25	191	1003
17)	Philadelphia	5.19	240	1246
18)	Pittsburgh	5.18	236	1223
19)	Houston	5.00	212	1061
20)	Denver	4.96	208	1031
21)	Los Angeles Chargers	4.95	214	1059
22)	Washington	4.95	191	945
23)	New York Giants	4.88	185	902
24)	Buffalo	4.87	182	886
25)	Chicago	4.67	206	963
26)	Carolina	4.61	230	1061
27)	Indianapolis	4.56	218	993
28)	Minnesota	4.54	226	1027
29)	Cleveland	4.48	227	1016
30)	Baltimore	4.40	219	963
31)	Miami	4.33	189	819
32)	Detroit	4.04	198	799
	TOTAL	5.33	6683	35634

NFL / FIRST-DOWN PLAYS BY OPPONENTS

Rank	Team	Yds/Play	Plays	Yards
1)	Pittsburgh	4.21	202	850
2)	Baltimore	4.21	225	947
3)	Cleveland	4.30	226	971
4)	Cincinnati	4.41	189	833
5)	Dallas	4.49	198	889
6)	Philadelphia	4.50	216	972
7)	Chicago	4.70	221	1038
8)	Atlanta	4.71	194	914
9)	Seattle	4.86	197	958
10)	Arizona	5.06	204	1032
11)	Denver	5.06	173	876
12)	Detroit	5.13	200	1025
13)	Miami	5.19	186	965
14)	Carolina	5.23	192	1005
15)	New York Giants	5.29	206	1090
16)	Oakland	5.32	210	1117
17)	New Orleans	5.33	190	1013
18)	Los Angeles Chargers	5.33	225	1200
19)	Jacksonville	5.46	196	1070
20)	Tennessee	5.46	211	1152
21)	Washington	5.49	194	1066
22)	Green Bay	5.53	199	1101
23)	San Francisco	5.63	260	1464
24)	Minnesota	5.65	218	1232
25)	Buffalo	5.77	207	1195
26)	Tampa Bay	5.79	206	1192
27)	New York Jets	5.80	235	1364
28)	Los Angeles Rams	5.90	188	1110
29)	Houston	5.91	192	1135
30)	Kansas City	6.02	250	1504
31)	Indianapolis	6.73	233	1569
32)	New England	7.44	240	1785
	TOTAL	5.33	6683	35634

WEEK 8 / THROUGH MONDAY, OCTOBER 30, 2017

NFL / KICKOFFS (Receiving Team)

Rank	Team	TotKO	AdjKO	TB	TB%	EZ	EZ%	OB	I20	Avg.Start
1)	Los Angeles Rams	33	31	14	45.2	23	69.7	1	4	28.9
2)	Baltimore	37	37	21	56.8	29	78.4	1	2	27.5
3)	Oakland	45	43	25	58.1	34	75.6	0	7	26.2
4)	New England	39	36	24	66.7	28	71.8	0	4	25.9
5)	Chicago	43	43	23	53.5	30	69.8	0	4	25.5
6)	Philadelphia	35	34	27	79.4	30	85.7	0	2	25.3
7)	New Orleans	34	32	18	56.3	24	70.6	0	4	25.3
8)	Denver	36	35	20	57.1	29	80.6	0	5	25.3
9)	Carolina	33	33	19	57.6	22	66.7	0	3	25.1
10)	Cleveland	42	41	30	73.2	36	85.7	0	4	24.9
11)	Detroit	37	36	25	69.4	31	83.8	3	6	24.9
12)	Buffalo	31	31	22	71.0	27	87.1	0	0	24.8
13)	Tampa Bay	38	38	31	81.6	33	86.8	0	3	24.6
14)	Indianapolis	55	53	34	64.2	47	85.5	0	6	24.5
15)	Green Bay	36	36	29	80.6	33	91.7	1	4	24.5
16)	Tennessee	40	38	27	71.1	34	85.0	0	4	24.4
17)	Kansas City	37	34	14	41.2	27	73.0	0	8	24.4
18)	New York Jets	38	37	22	59.5	28	73.7	0	5	24.3
18t)	Washington	39	37	29	78.4	34	87.2	0	4	24.3
20)	Pittsburgh	33	32	22	68.8	25	75.8	0	3	24.3
21)	New York Giants	36	34	23	67.6	29	80.6	0	4	24.1
22)	Houston	43	41	27	65.9	36	83.7	0	5	24.1
23)	San Francisco	49	49	31	63.3	37	75.5	1	6	24.0
24)	Cincinnati	34	34	21	61.8	26	76.5	0	5	24.0
25)	Dallas	37	37	28	75.7	32	86.5	0	4	23.9
26)	Seattle	31	31	20	64.5	26	83.9	0	5	23.9
27)	Jacksonville	28	27	21	77.8	25	89.3	0	4	23.8
28)	Minnesota	35	34	19	55.9	31	88.6	0	8	23.6
29)	Atlanta	38	38	21	55.3	28	73.7	0	10	23.4
30)	Miami	33	33	20	60.6	28	84.8	0	6	23.3
31)	Arizona	41	39	26	66.7	35	85.4	0	5	23.3
32)	Los Angeles Char	37	37	23	62.2	30	81.1	0	6	21.8
	Totals	1203	1171	756	64.6	967	82.6	7	150	24.6

Note: Average opponent drive start DOES NOT include outside kicks or kickoffs at the end of a half unless either kickoff is returned for a touchdown. All other kickoffs (returned kickoffs, fair catches, touchback and kickoffs out of bounds) are included. Kickoffs resulting in the kicking team retaining possession are not included.

ADJ KO: Adjusted kickoffs are used to compute the Avg. Team Drive Start.

I20: The number of drives that start inside (not including) the 20 yd line.

WEEK 8 / THROUGH MONDAY, OCTOBER 30, 2017

NFL / KICKOFFS (Kicking Team)

Rank	Team	TotKO	AdjKO	TB	TB%	EZ	EZ%	OB	I20	Avg.Start
1)	Miami	24	24	12	50.0	18	75.0	0	6	21.3
2)	New England	48	48	19	39.6	32	66.7	0	11	23.0
3)	Arizona	30	29	18	62.1	26	86.7	1	4	23.1
4)	New York Jets	37	36	25	69.4	33	89.2	0	6	23.3
5)	Washington	37	36	27	75.0	31	83.8	0	4	23.7
6)	Kansas City	54	53	37	69.8	45	83.3	0	6	23.8
7)	Indianapolis	36	36	23	63.9	28	77.8	0	7	23.8
8)	Cincinnati	29	28	17	60.7	21	72.4	1	3	23.9
9)	Dallas	42	41	25	61.0	35	83.3	0	8	23.9
10)	Baltimore	41	40	27	67.5	30	73.2	0	6	23.9
11)	Atlanta	36	35	23	65.7	28	77.8	0	3	23.9
12)	Seattle	38	37	19	51.4	27	71.1	1	6	24.1
13)	Philadelphia	50	49	32	65.3	40	80.0	0	7	24.3
14)	Cleveland	30	26	19	73.1	21	70.0	0	3	24.3
15)	Pittsburgh	42	41	25	61.0	34	81.0	0	6	24.3
16)	Tampa Bay	32	29	20	69.0	26	81.3	0	3	24.4
17)	San Francisco	37	34	29	85.3	34	91.9	0	2	24.5
18)	Houston	43	42	31	73.8	37	86.0	0	4	24.6
19)	Detroit	40	39	26	66.7	32	80.0	0	4	24.6
20)	New York Giants	27	27	12	44.4	19	70.4	1	6	24.6
21)	Carolina	37	37	34	91.9	35	94.6	0	1	24.9
22)	Los Angeles Rams	47	47	36	76.6	42	89.4	1	4	24.9
23)	Green Bay	35	35	23	65.7	28	80.0	0	3	24.9
24)	Oakland	35	35	28	80.0	31	88.6	0	3	25.0
25)	New Orleans	41	39	26	66.7	35	85.4	1	6	25.4
26)	Minnesota	46	45	23	51.1	33	71.7	0	7	25.5
27)	Tennessee	39	38	24	63.2	35	89.7	0	3	25.7
28)	Buffalo	38	37	21	56.8	29	76.3	0	5	25.8
29)	Denver	31	29	20	69.0	23	74.2	0	1	26.1
30)	Chicago	28	28	15	53.6	23	82.1	0	5	26.5
31)	Jacksonville	41	40	29	72.5	34	82.9	1	3	26.9
32)	Los Angeles Char	32	31	11	35.5	22	68.8	0	4	29.2
	Totals	1203	1171	756	64.6	967	82.6	7	150	24.6

Note: Average team drive start DOES NOT include onside kicks or kickoffs at the end of a half unless either kickoff is returned for a touchdown. All other kickoffs (returned kickoffs, fair catches, touchback and kickoffs out of bounds) are included. Kickoffs resulting in the kicking team retaining possession are not included.

ADJ KO: Adjusted kickoffs are used to compute the Avg. Team Drive Start.

I20: The number of drives that start inside (not including) the 20 yd line.

WEEK 8 / THROUGH MONDAY, OCTOBER 30, 2017

NFL / SINGLE-GAME HIGHS / PLAYERS

Most Points-- 23, Zuerlein, LA-R at Dal., 10/1, (0 td, 7 fg, 2 xp, 0 2pt)
Passing Yards-- 452, Wilson, Sea. vs. Hou., 10/29, (26-41, 452, 4 td, 1 int)
Longest Pass-- 97, Roethlisberger, Pitt. at Det., 10/29, (to Smith-Schuster, JuJu, td)
Passing Touchdowns-- 5, Brady, N.E. vs. Hou., 9/24, (25-35, 378, 5 td, 0 int)
Passing Touchdowns-- 5, Watson, Hou. vs. K.C., 10/8, (16-31, 261, 5 td, 0 int)
Rushing Yards-- 181, Fournette, Jax at Pitt., 10/8, (28-181, 2 td)
Rushing Attempts-- 36, Howard, Chi. at Balt., 10/15 (OT), (36-167, 0 td)
Rushing Attempts-- 35, Bell, Pitt. at Balt., 10/1, (35-144, 2 td)
Rushing Attempts-- 35, Bell, Pitt. vs. Cin., 10/22, (35-134, 0 td)
Longest Rush-- 90, Fournette, Jax at Pitt., 10/8, td
Receptions-- 13, Landry, Miami at LA-C, 9/17, (13-78, 0 td)
Receptions-- 13, Fitzgerald, Ariz. vs. Dal., 9/25, (13-149, 1 td)
Receiving Yards-- 224, Hopkins, Hou. at Sea., 10/29, (8-224, 1 td)
Kickoff Return Yards-- 191, Rainey, Balt. vs. Chi., 10/15 (OT), (5-191, 1 td)
Kickoff Return Yards-- 157, Bray, Ind. at Tenn., 10/16, (5-157, 0 td)
Kickoff Returns-- 5, Rainey, Balt. vs. Chi., 10/15 (OT), (5-191, 1 td)
Kickoff Returns-- 5, (4 times in Non-Overtime Games)
Longest Kickoff Return-- 103, Cooper, LA-R at Jax , 10/15, td
Punt Return Yards-- 132, Campanaro, Balt. vs. Chi., 10/15 (OT), (5-132, 1 fc, 1 td)
Punt Return Yards-- 110, Barner, Phil. vs. Ariz., 10/8, (3-110, 1 fc, 0 td)
Punt Returns-- 6, Peppers, Clev. at Hou., 10/15, (6-43, 0 fc, 0 td)
Longest Punt Return-- 88, Agnew, Det. at NY-G, 9/18, td
Interceptions-- 3, Byard, Tenn. at Clev., 10/22 (OT), (3-60, 0 td)
Interceptions-- 2, (9 times in Non-Overtime Games)
Longest Interception Return-- 103, Talib, Denv. vs. Dal., 9/17, td
Sacks-- 4.0, Campbell, Jax at Hou., 9/10
Scrimmage Yards-- 246, K. Hunt, K.C. at N.E., 9/7, (Rush 17-148, Rec 5-98)
Longest Punt-- 71, Kern, Tenn. at Miami, 10/8
Punts-- 10, Kern, Tenn. at Miami, 10/8, (10-549, 54.9)
Field Goals Made-- 7, Zuerlein, LA-R at Dal., 10/1, (7-7, 49 lg)
Longest Field Goal-- 61, Elliott, Phil. vs. NY-G, 9/24

WEEK 8 / THROUGH MONDAY, OCTOBER 30, 2017

300-Yard Passing Games

452, Wilson, SEA vs. HOU 10/29 (26-41, 4 TD)
447, Brady, NE at NO 09/17 (30-39, 3 TD)
423, Stafford, DET vs. PIT 10/29 (27-45, 0 TD)
417, Carr, OAK vs. KC 10/19 (29-52, 3 TD)
402, Watson, HOU at SEA 10/29 (19-30, 4 TD)
384, Winston, TB at BUF 10/22 (32-44, 3 TD)
378, Brady, NE vs. HOU 09/24 (25-35, 5 TD)
376, Siemian, DEN vs. NYG 10/15 (29-50, 1 TD)
373, Wilson, SEA at TEN 09/24 (29-49, 4 TD)
369, Keenum, MIN vs. TB 09/24 (25-33, 3 TD)
368, A. Smith, KC at NE 09/07 (28-35, 4 TD)
366, Manning, NYG at PHI 09/24 (35-47, 3 TD)
365, Cousins, WAS vs. OAK 09/24 (25-30, 3 TD)
357, Palmer, ARI vs. SF 10/01 (ot) (33-51, 1 TD)
356, Brees, NO vs. NE 09/17 (27-45, 2 TD)
355, Newton, CAR at DET 10/08 (26-33, 3 TD)
354, McCown, NYJ vs. NE 10/15 (31-47, 2 TD)
353, Hoyer, SF at IND 10/08 (ot) (29-46, 2 TD)
347, Rivers, LAC vs. PHI 10/01 (22-38, 2 TD)
346, Bradford, MIN vs. NO 09/11 (27-32, 3 TD)
343, A. Rodgers, GB at ATL 09/17 (33-50, 2 TD)
342, A. Smith, KC at OAK 10/19 (25-36, 3 TD)
334, Wilson, SEA at NYG 10/22 (27-39, 3 TD)
334, Winston, TB vs. NE 10/05 (26-46, 1 TD)
333, Wentz, PHI at KC 09/17 (25-46, 2 TD)
333, Brady, NE vs. LAC 10/29 (32-47, 1 TD)
332, Palmer, ARI at IND 09/17 (ot) (19-36, 1 TD)
332, Winston, TB vs. NYG 10/01 (22-38, 3 TD)
332, Hoyer, SF vs. LAR 09/21 (23-37, 2 TD)
331, Brees, NO at GB 10/22 (27-38, 1 TD)
331, Rivers, LAC vs. MIA 09/17 (31-39, 1 TD)
330, Cousins, WAS vs. SF 10/15 (25-37, 2 TD)
330, Bortles, JAX at IND 10/22 (18-26, 1 TD)
328, Dalton, CIN vs. BUF 10/08 (22-36, 1 TD)
328, Winston, TB at MIN 09/24 (28-40, 2 TD)
325, Palmer, ARI vs. DAL 09/25 (29-48, 2 TD)
324, A. Smith, KC at HOU 10/08 (29-37, 3 TD)
321, Ryan, ATL at CHI 09/10 (21-30, 1 TD)
317, Roethlisberger, PIT at DET 10/29 (17-31, 1 TD)
316, Newton, CAR at NE 10/01 (22-29, 3 TD)
314, Brissett, IND vs. SF 10/08 (ot) (22-34, 0 TD)
313, Carr, OAK at BUF 10/29 (31-49, 1 TD)
313, A. Rodgers, GB vs. CIN 09/24 (ot) (28-42, 3 TD)
312, Roethlisberger, PIT vs. JAX 10/08 (33-55, 0 TD)
312, Stafford, DET at NO 10/15 (25-52, 3 TD)
311, A. Rodgers, GB vs. SEA 09/10 (28-42, 1 TD)
307, Wentz, PHI at WAS 09/10 (26-39, 2 TD)
307, Brady, NE vs. CAR 10/01 (32-45, 2 TD)
306, Goff, LAR vs. IND 09/10 (21-29, 1 TD)
306, Mariota, TEN vs. IND 10/16 (23-32, 1 TD)
304, Wentz, PHI vs. ARI 10/08 (21-30, 4 TD)
303, Brady, NE at TB 10/05 (30-40, 1 TD)
303, Cousins, WAS at PHI 10/23 (30-40, 3 TD)
301, Watson, HOU at NE 09/24 (22-33, 2 TD)
301, Glennon, CHI at TB 09/17 (31-45, 1 TD)

WEEK 8 / THROUGH MONDAY, OCTOBER 30, 2017

100-Yard Receiving Games

224, Hopkins, HOU at SEA 10/29 (8 rec., 1 TD)
210, Cooper, OAK vs. KC 10/19 (11 rec., 2 TD)
193, Smith-Schuster, PIT at DET 10/29 (7 rec., 1 TD)
189, Green, CIN vs. BUF 10/08 (7 rec., 1 TD)
182, Brown, PIT at CLE 09/10 (11 rec., 0 TD)
177, Hilton, IND vs. SF 10/08 (ot) (7 rec., 0 TD)
175, Dickson, CAR at DET 10/08 (5 rec., 0 TD)
173, Diggs, MIN vs. TB 09/24 (8 rec., 2 TD)
157, Brown, PIT vs. JAX 10/08 (10 rec., 0 TD)
157, Thielen, MIN vs. NO 09/11 (9 rec., 0 TD)
155, Brown, PIT at KC 10/15 (8 rec., 1 TD)
153, Hilton, IND vs. CLE 09/24 (7 rec., 1 TD)
150, Thompson, WAS vs. OAK 09/24 (6 rec., 1 TD)
149, Fitzgerald, ARI vs. DAL 09/25 (13 rec., 1 TD)
142, Garcon, SF vs. LAR 09/21 (7 rec., 0 TD)
141, Ginn, NO at GB 10/22 (7 rec., 0 TD)
138, Fitzgerald, ARI vs. TB 10/15 (10 rec., 1 TD)
138, Allen, LAC vs. PHI 10/01 (5 rec., 0 TD)
133, Shepard, NYG at PHI 09/24 (7 rec., 1 TD)
133, Wallace, BAL at OAK 10/08 (3 rec., 0 TD)
133, De. Thomas, DEN vs. NYG 10/15 (10 rec., 0 TD)
133, Kelce, KC vs. DEN 10/30 (7 rec., 1 TD)
133, Hill, KC at NE 09/07 (7 rec., 1 TD)
131, Cooks, NE vs. HOU 09/24 (5 rec., 2 TD)
128, Hooper, ATL at CHI 09/10 (2 rec., 1 TD)
128, M. Jones, DET vs. PIT 10/29 (6 rec., 0 TD)
125, W. Fuller, HOU at SEA 10/29 (5 rec., 2 TD)
125, Hill, KC at OAK 10/19 (6 rec., 1 TD)
123, Crowder, WAS vs. DAL 10/29 (9 rec., 0 TD)
122, Allison, GB vs. CIN 09/24 (ot) (6 rec., 0 TD)
121, Doyle, IND at CIN 10/29 (12 rec., 1 TD)
121, Lockett, SEA vs. HOU 10/29 (6 rec., 0 TD)
120, Nelson, ARI at IND 09/17 (ot) (5 rec., 1 TD)
116, Gronkowski, NE at NO 09/17 (6 rec., 1 TD)
116, Goodwin, SF at IND 10/08 (ot) (5 rec., 0 TD)
115, Ty. Williams, LAC vs. PHI 10/01 (5 rec., 1 TD)
112, C. Clay, BUF at ATL 10/01 (5 rec., 0 TD)
111, Kelce, KC vs. WAS 10/02 (7 rec., 1 TD)
111, Green, CIN at GB 09/24 (ot) (10 rec., 1 TD)
110, Brown, PIT at CHI 09/24 (ot) (10 rec., 1 TD)
108, Woods, LAR at SF 09/21 (6 rec., 0 TD)
108, Ju. Jones, ATL vs. GB 09/17 (5 rec., 0 TD)
107, Tate, DET vs. ARI 09/10 (10 rec., 0 TD)
107, Thompson, BUF vs. TB 10/22 (4 rec., 0 TD)
107, J. Cook, OAK vs. KC 10/19 (6 rec., 0 TD)
107, Hopkins, HOU vs. TEN 10/01 (10 rec., 1 TD)
106, Jackson, TB vs. NE 10/05 (5 rec., 0 TD)
106, Watkins, LAR at SF 09/21 (6 rec., 2 TD)
105, Thompson, WAS vs. SF 10/15 (4 rec., 0 TD)
105, Baldwin, SEA at TEN 09/24 (10 rec., 1 TD)
105, Ja. Brown, ARI vs. SF 10/01 (ot) (8 rec., 0 TD)
105, Benjamin, LAC vs. KC 09/24 (5 rec., 0 TD)
105, P. Richardson, SEA vs. HOU 10/29 (6 rec., 2 TD)
104, Anderson, NYJ vs. ATL 10/29 (6 rec., 1 TD)
104, Benjamin, CAR at NE 10/01 (4 rec., 0 TD)
103, Kelce, KC vs. PHI 09/17 (8 rec., 1 TD)
101, Hurns, JAX at IND 10/22 (5 rec., 0 TD)
101, McCaffrey, CAR vs. NO 09/24 (9 rec., 0 TD)
100, Allen, LAC vs. MIA 09/17 (9 rec., 0 TD)
100, Amendola, NE vs. KC 09/07 (6 rec., 0 TD)

WEEK 8 / THROUGH MONDAY, OCTOBER 30, 2017

100-Yard Rushing Games

181, Fournette, JAX at PIT 10/08 (28 att., 2 TD)
179, Bell, PIT at KC 10/15 (32 att., 1 TD)
172, K. Hunt, KC at LAC 09/24 (17 att., 1 TD)
167, Howard, CHI at BAL 10/15 (ot) (36 att., 0 TD)
163, Powell, NYJ vs. JAX 10/01 (ot) (21 att., 1 TD)
151, McCoy, BUF vs. OAK 10/29 (27 att., 1 TD)
150, E. Elliott, DAL at WAS 10/29 (33 att., 2 TD)
148, K. Hunt, KC at NE 09/07 (17 att., 1 TD)
147, E. Elliott, DAL at SF 10/22 (26 att., 2 TD)
144, Bell, PIT at BAL 10/01 (35 att., 2 TD)
140, Howard, CHI vs. PIT 09/24 (ot) (23 att., 2 TD)
136, Blount, PHI at LAC 10/01 (16 att., 0 TD)
134, Bell, PIT vs. CIN 10/22 (35 att., 0 TD)
134, A. Peterson, ARI vs. TB 10/15 (26 att., 2 TD)
132, Gordon, LAC at NE 10/29 (14 att., 1 TD)
131, Henry, TEN vs. IND 10/16 (19 att., 1 TD)
131, A. Jones, GB vs. NO 10/22 (17 att., 1 TD)
130, Ajayi, MIA at ATL 10/15 (26 att., 0 TD)
130, Fournette, JAX vs. LAR 10/15 (21 att., 1 TD)
127, Cook, MIN vs. NO 09/11 (22 att., 0 TD)
125, A. Jones, GB at DAL 10/08 (19 att., 1 TD)
124, Hyde, SF at SEA 09/17 (15 att., 0 TD)
122, Ajayi, MIA at LAC 09/17 (28 att., 0 TD)
122, Yeldon, JAX at IND 10/22 (9 att., 1 TD)
121, Gurley, LAR at DAL 10/01 (23 att., 0 TD)
118, C. Anderson, DEN vs. DAL 09/17 (25 att., 1 TD)
117, Darkwa, NYG at DEN 10/15 (21 att., 0 TD)
116, E. Elliott, DAL vs. GB 10/08 (29 att., 0 TD)
116, Gurley, LAR at JAX 10/15 (23 att., 0 TD)
115, Murray, TEN vs. SEA 09/24 (14 att., 1 TD)
114, Ingram, NO vs. DET 10/15 (25 att., 2 TD)
113, Murray, MIN vs. BAL 10/22 (18 att., 1 TD)
113, Gurley, LAR at SF 09/21 (28 att., 2 TD)
113, Collins, BAL vs. MIA 10/26 (18 att., 0 TD)
110, McCoy, BUF vs. NYJ 09/10 (22 att., 0 TD)
107, K. Hunt, KC at HOU 10/08 (29 att., 0 TD)
106, Freeman, ATL at DET 09/24 (21 att., 1 TD)
106, Gurley, LAR vs. ARI 10/22 (22 att., 1 TD)
105, Ingram, NO at GB 10/22 (22 att., 1 TD)
105, Gordon, LAC at NYG 10/08 (20 att., 0 TD)
104, E. Elliott, DAL vs. NYG 09/10 (24 att., 0 TD)
102, Howard, CHI at NO 10/29 (23 att., 0 TD)
101, K. Hunt, KC vs. WAS 10/02 (21 att., 0 TD)
100, Fournette, JAX at HOU 09/10 (26 att., 1 TD)

WEEK 8 / THROUGH MONDAY, OCTOBER 30, 2017

NFL / LEADING PASSERS

Player, Team	Att	Comp	Pct		Avg		Pct			Pct	Rating
			Comp	Yds	Gain	TD	TD	Long	Int		
A. Smith, K.C.	259	179	69.1	2181	8.42	16	6.2	78t	0	0.0	115.4
Brady, N.E.	309	206	66.7	2541	8.22	16	5.2	54	2	0.6	106.5
Cousins, Was.	237	161	67.9	1900	8.02	13	5.5	74	4	1.7	103.3
A. Rodgers, G.B.	193	128	66.3	1385	7.18	13	6.7	72	3	1.6	103.2
*Watson, Hou.	204	126	61.8	1699	8.33	19	9.3	72t	8	3.9	103.0
Brees, N.O.	248	175	70.6	1951	7.87	11	4.4	54	4	1.6	101.7
Wentz, Phi.	264	161	61.0	2063	7.81	19	7.2	72t	5	1.9	101.6
Wilson, Sea.	258	164	63.6	2008	7.78	15	5.8	66	4	1.6	100.4
Prescott, Dal.	226	142	62.8	1569	6.94	14	6.2	72t	4	1.8	96.6
McCown, NY-J	254	179	70.5	1840	7.24	12	4.7	69t	7	2.8	95.3
Taylor, Buf.	196	125	63.8	1343	6.85	8	4.1	47	2	1.0	93.1
Ryan, Atl.	232	153	65.9	1844	7.95	9	3.9	88t	6	2.6	92.3
Carr, Oak.	240	155	64.6	1654	6.89	12	5.0	64t	6	2.5	90.9
Goff, LA-R	222	133	59.9	1719	7.74	9	4.1	69	4	1.8	90.3
Stafford, Det.	270	163	60.4	1851	6.86	12	4.4	45t	4	1.5	89.6
Keenum, Min.	233	149	63.9	1610	6.91	7	3.0	59t	3	1.3	88.8
Rivers, LA-C	286	173	60.5	2028	7.09	13	4.5	75t	6	2.1	88.4
Winston, T.B.	246	152	61.8	1853	7.53	10	4.1	58t	6	2.4	88.3
Dalton, Cin.	218	138	63.3	1603	7.35	11	5.0	77t	8	3.7	87.0
Manning, NY-G	260	167	64.2	1600	6.15	10	3.8	77t	5	1.9	86.1
Bortles, Jac.	196	115	58.7	1398	7.13	9	4.6	52	5	2.6	85.4
Palmer, Ariz	267	164	61.4	1978	7.41	9	3.4	46	7	2.6	84.4
Mariota, Ten.	176	110	62.5	1301	7.39	4	2.3	55t	4	2.3	83.1
Roethlisberger, Pit.	275	168	61.1	2062	7.50	10	3.6	97t	9	3.3	82.7
Brissett, Ind.	240	145	60.4	1642	6.84	5	2.1	63	4	1.7	80.9
Newton, Car.	263	166	63.1	1841	7.00	10	3.8	64	11	4.2	79.1
Cutler, Mia.	180	113	62.8	995	5.53	7	3.9	36	5	2.8	78.8
Glennon, Chi.	140	93	66.4	833	5.95	4	2.9	29	5	3.6	76.9
Siemian, Den.	247	152	61.5	1669	6.76	9	3.6	44	10	4.0	76.8
Hoyer, S.F.	205	119	58.0	1245	6.07	4	2.0	59	4	2.0	74.1
Flacco, Bal.	239	153	64.0	1290	5.40	6	2.5	54	8	3.3	72.3
*Kizer, Cle.	213	111	52.1	1144	5.37	3	1.4	38	11	5.2	51.1

NFL / LEADING PASSERS, RANKS

Player, Team	Att	Comp	Pct		Avg		Pct			Pct	Rating
			Comp	Yds	Gain	TD	TD	Long	Int		
A. Smith, K.C.	9	2t	3	2	1	3t	5		1	1	1
Brady, N.E.	1	1	5	1	3	3t	8		2t	2	2
Cousins, Was.	18	12t	4	9	4	7t	7		6t	10	3
A. Rodgers, G.B.	29	24	7	25	16	7t	3		4t	7	4
*Watson, Hou.	26	25	21	16	2	1t	1		26t	29	5
Brees, N.O.	12	4	1	8	6	13t	15		6t	8	6
Wentz, Phi.	6	12t	25	3	7	1t	2		15t	13	7
Wilson, Sea.	10	9t	14	6	8	5	6		6t	6	8
Prescott, Dal.	21	21	17	23	20	6	4		6t	11	9
McCown, NY-J	11	2t	2	14	15	10t	11		24t	23	10
Taylor, Buf.	27t	26	13	26	24	24	16		2t	3	11
Ryan, Atl.	20	15t	8	12	5	19t	20		20t	21	12
Carr, Oak.	15t	14	9	18	22	10t	10		20t	19	13
Goff, LA-R	22	23	29	15	9	19t	18		6t	12	14
Stafford, Det.	4	11	28	11	23	10t	14		6t	5	15
Keenum, Min.	19	19	12	20	21	25t	26		4t	4	16
Rivers, LA-C	2	5	26	5	18	7t	13		20t	16	17
Winston, T.B.	14	17t	20	10	10	15t	17		20t	18	18
Dalton, Cin.	23	22	15	21	14	13t	9		26t	28	19
Manning, NY-G	8	7	10	22	27	15t	21		15t	14	20
Bortles, Jac.	27t	28	30	24	17	19t	12		15t	20	21
Palmer, Ariz	5	9t	23	7	12	19t	25		24t	22	22
Mariota, Ten.	31	31	19	27	13	29t	29		6t	17	23
Roethlisberger, Pit.	3	6	24	4	11	15t	24		29	25	24
Brissett, Ind.	15t	20	27	19	25	28	30		6t	9	25
Newton, Car.	7	8	16	13	19	15t	22		31t	31	26
Cutler, Mia.	30	29	18	31	30	25t	19		15t	24	27
Glennon, Chi.	32	32	6	32	29	29t	27		15t	27	28
Siemian, Den.	13	17t	22	17	26	19t	23		30	30	29
Hoyer, S.F.	25	27	31	29	28	29t	31		6t	15	30
Flacco, Bal.	17	15t	11	28	31	27	28		26t	26	31
*Kizer, Cle.	24	30	32	30	32	33t	32		31t	32	32

WEEK 8 / THROUGH MONDAY, OCTOBER 30, 2017

NFL / FOURTH-QUARTER PASSING LEADERS

Rank	Player, Team	Att	Comp	Comp%	Yards	YPA	TD	TD%	Int	Int%	Rating
1)	Wilson, Sea.	69	47	68.1	627	9.09	9	13.0	1	1.4	130.3
2)	A. Rodgers, G.B.	54	34	63.0	359	6.65	6	11.1	0	0.0	119.3
3)	Hogan, Cle.	26	18	69.2	202	7.77	2	7.7	0	0.0	117.8
4)	Brees, N.O.	66	52	78.8	547	8.29	3	4.5	1	1.5	110.0
5)	A. Smith, K.C.	66	39	59.1	580	8.79	4	6.1	0	0.0	108.1
6)	Rivers, LA-C	96	60	62.5	674	7.02	7	7.3	1	1.0	103.4
7)	Brady, N.E.	68	46	67.6	513	7.54	2	2.9	0	0.0	99.7
8)	Mariota, Ten.	37	21	56.8	284	7.68	2	5.4	0	0.0	99.4
9)	*Watson, Hou.	58	33	56.9	588	10.14	6	10.3	4	6.9	97.5
10)	Ryan, Atl.	67	43	64.2	550	8.21	5	7.5	3	4.5	96.0
11)	Manning, NY-G	80	51	63.7	578	7.23	5	6.3	2	2.5	95.7
12)	Hoyer, S.F.	57	31	54.4	330	5.79	4	7.0	0	0.0	94.9
13)	Winston, T.B.	75	51	68.0	678	9.04	4	5.3	4	5.3	92.0
14)	Carr, Oak.	81	51	63.0	498	6.15	4	4.9	1	1.2	91.5
15)	Bortles, Jac.	32	22	68.8	261	8.16	1	3.1	1	3.1	90.8
16)	Wentz, Phi.	61	37	60.7	380	6.23	3	4.9	1	1.6	88.1
17)	Glennon, Chi.	69	45	65.2	410	5.94	2	2.9	1	1.4	84.8
18)	Stafford, Det.	71	38	53.5	512	7.21	4	5.6	2	2.8	83.8
19)	Cutler, Mia.	58	36	62.1	349	6.02	2	3.4	1	1.7	83.2
20)	Palmer, Ariz	80	46	57.5	573	7.16	2	2.5	1	1.3	83.0
21)	Taylor, Buf.	37	27	73.0	278	7.51	0	0.0	1	2.7	82.9
22)	Cousins, Was.	67	44	65.7	450	6.72	3	4.5	3	4.5	81.1
23)	Keenum, Min.	53	30	56.6	290	5.47	1	1.9	0	0.0	78.3
24)	Prescott, Dal.	61	33	54.1	424	6.95	4	6.6	3	4.9	77.5
25)	Goff, LA-R	45	22	48.9	372	8.27	2	4.4	2	4.4	73.6
26)	Brissett, Ind.	63	37	58.7	419	6.65	0	0.0	1	1.6	72.1
27)	Moore, Mia.	29	17	58.6	184	6.34	2	6.9	2	6.9	71.6
28)	Siemian, Den.	65	42	64.6	471	7.25	2	3.1	4	6.2	70.7
29)	McCown, NY-J	70	45	64.3	463	6.61	2	2.9	4	5.7	68.9
30)	Roethlisberger, Pit.	58	35	60.3	405	6.98	1	1.7	3	5.2	65.7
31)	*Beathard, S.F.	39	20	51.3	201	5.15	1	2.6	1	2.6	64.2
32)	Flacco, Bal.	69	44	63.8	361	5.23	1	1.4	3	4.3	63.7
33)	Dalton, Cin.	43	24	55.8	230	5.35	0	0.0	1	2.3	61.2
34)	*Kizer, Cle.	71	33	46.5	357	5.03	2	2.8	3	4.2	53.6
35)	Newton, Car.	58	32	55.2	304	5.24	2	3.4	4	6.9	52.7
36)	Manuel, Oak.	23	12	52.2	123	5.35	0	0.0	1	4.3	49.7
37)	*Trubisky, Chi.	22	10	45.5	72	3.27	1	4.5	2	9.1	30.9
38)	Hundley, G.B.	29	15	51.7	105	3.62	0	0.0	3	10.3	20.7

NFL / THIRD-DOWN PASSING LEADERS

Rank	Player, Team	Att	Comp	Comp%	Yards	YPA	TD	TD%	Int	Int%	Rating
1)	Wentz, Phi.	76	49	64.5	709	9.33	8	10.5	2	2.6	118.8
2)	Brady, N.E.	83	54	65.1	712	8.58	5	6.0	0	0.0	112.1
3)	McCown, NY-J	78	59	75.6	668	8.56	5	6.4	3	3.8	106.1
4)	Stafford, Det.	72	40	55.6	501	6.96	6	8.3	0	0.0	105.2
5)	Goff, LA-R	70	44	62.9	524	7.49	5	7.1	1	1.4	103.5
6)	A. Smith, K.C.	70	45	64.3	531	7.59	3	4.3	0	0.0	101.5
7)	A. Rodgers, G.B.	44	24	54.5	348	7.91	4	9.1	1	2.3	101.3
8)	Brees, N.O.	66	44	66.7	523	7.92	3	4.5	1	1.5	99.5
9)	Ryan, Atl.	55	33	60.0	438	7.96	3	5.5	1	1.8	95.9
10)	Taylor, Buf.	66	45	68.2	461	6.98	4	6.1	2	3.0	95.6
11)	Manning, NY-G	68	44	64.7	390	5.74	3	4.4	0	0.0	94.6
12)	Cutler, Mia.	48	31	64.6	260	5.42	2	4.2	0	0.0	92.4
13)	Prescott, Dal.	65	43	66.2	391	6.02	3	4.6	1	1.5	91.3
14)	Glennon, Chi.	41	29	70.7	291	7.10	2	4.9	2	4.9	86.5
15)	*Watson, Hou.	43	25	58.1	227	5.28	3	7.0	1	2.3	86.1
16)	Brissett, Ind.	74	41	55.4	488	6.59	3	4.1	1	1.4	83.6
17)	Cousins, Was.	72	43	59.7	516	7.17	4	5.6	3	4.2	82.9
18)	Flacco, Bal.	62	37	59.7	358	5.77	2	3.2	1	1.6	79.9
19)	Palmer, Ariz	75	44	58.7	552	7.36	2	2.7	2	2.7	79.4
20)	Carr, Oak.	61	40	65.6	371	6.08	2	3.3	2	3.3	79.3
21)	Wilson, Sea.	76	45	59.2	445	5.86	2	2.6	1	1.3	79.1
22)	Dalton, Cin.	57	32	56.1	402	7.05	5	8.8	4	7.0	78.3
23)	Keenum, Min.	73	43	58.9	470	6.44	1	1.4	1	1.4	76.9
24)	Hoyer, S.F.	60	35	58.3	283	4.72	2	3.3	1	1.7	74.5
25)	Siemian, Den.	72	42	58.3	490	6.81	4	5.6	4	5.6	74.4
26)	Roethlisberger, Pit.	80	44	55.0	584	7.30	5	6.3	5	6.3	73.1
27)	Rivers, LA-C	82	49	59.8	621	7.57	2	2.4	4	4.9	71.2
28)	Winston, T.B.	58	29	50.0	380	6.55	1	1.7	2	3.4	62.4
29)	Mariota, Ten.	59	30	50.8	339	5.75	0	0.0	1	1.7	61.3
30)	Bortles, Jac.	63	31	49.2	350	5.56	1	1.6	2	3.2	58.3
31)	Newton, Car.	77	42	54.5	559	7.26	3	3.9	9	11.7	51.2
32)	*Kizer, Cle.	57	26	45.6	324	5.68	0	0.0	4	7.0	34.5

WEEK 8 / THROUGH MONDAY, OCTOBER 30, 2017

NFL / LEADING RUSHERS

Rank	Player, Team	Att	Yards	Avg	Long	TD
1)	*K. Hunt, K.C.	146	763	5.2	69t	4
2)	Bell, Pit.	194	760	3.9	27	5
3)	E. Elliott, Dal.	164	690	4.2	30	6
4)	Howard, Chi.	162	662	4.1	53	4
5)	Gurley, LA-R	145	627	4.3	29	5
6)	*Fournette, Jac.	130	596	4.6	90t	6
7)	Gordon, LA-C	131	526	4.0	87t	4
8)	McCoy, Buf.	137	521	3.8	48t	3
9)	Collins, Bal.	80	478	6.0	50	0
10)	C. Anderson, Den.	107	469	4.4	40	1
11)	Blount, Phi.	100	467	4.7	68	2
12)	Freeman, Atl.	103	466	4.5	44	5
13)	Ajayi, Mia.	138	465	3.4	21	0
14)	Ingram, N.O.	107	464	4.3	51	4
15)	Hyde, S.F.	112	453	4.0	61	4
16)	L. Miller, Hou.	119	426	3.6	19	2
17)	Gore, Ind.	110	404	3.7	21	2
18)	Murray, Ten.	86	372	4.3	75t	2
19)	Abdullah, Det.	101	369	3.7	34	1
20)	Allen, Bal.	99	356	3.6	37	1
21)	Gillislee, N.E.	98	355	3.6	16	4
22)	*Cook, Min.	74	354	4.8	33	2
23)	Crowell, Cle.	102	351	3.4	26t	1
24)	*A. Jones, G.B.	62	346	5.6	46t	3
25)	Henry, Ten.	75	331	4.4	72t	2
26)	Stewart, Car.	110	329	3.0	17	1
27)	Powell, NY-J	74	316	4.3	75t	2
28)	T. Coleman, Atl.	58	311	5.4	52	1
29)	McKinnon, Min.	69	287	4.2	58t	3
30)	Darkwa, NY-G	51	274	5.4	47	1
31)	D. Lewis, N.E.	58	271	4.7	31	2
32)	*Watson, Hou. (QB)	36	269	7.5	49t	2
33)	Lynch, Oak.	72	266	3.7	15	2
34)	Newton, Car. (QB)	60	255	4.3	20	3
35)	*Mixon, Cin.	85	253	3.0	25	1
36)	Murray, Min.	78	249	3.2	35	1
37)	Martin, T.B.	65	247	3.8	27	2
38)	*Kamara, N.O.	42	243	5.8	25t	2
39)	A. Peterson, N.O.-Ariz	64	236	3.7	27t	2
40)	Charles, Den.	50	235	4.7	19	1
41)	Thompson, Was.	47	231	4.9	61t	2
42)	*Cohen, Chi.	54	228	4.2	46	1
43)	Ivory, Jac.	57	209	3.7	19	1
44)	*Carson, Sea.	49	208	4.2	30	0
45t)	*Foreman, Hou.	50	207	4.1	39	0
45t)	*McGuire, NY-J	48	207	4.3	69t	1
47)	Wentz, Phi. (QB)	42	203	4.8	24	0
48)	Wilson, Sea. (QB)	36	194	5.4	29	1
49)	Montgomery, G.B.	60	186	3.1	11	2
50)	*Mack, Ind.	43	183	4.3	35	2

WEEK 8 / THROUGH MONDAY, OCTOBER 30, 2017

NFL / THIRD-AND-ONE RUSHING LEADERS

Rank	Player, Team	Att	FD	Pct
1t)	Turbin, Ind.	7	7	100.0
1t)	Freeman, Atl.	5	5	100.0
1t)	*K. Hunt, K.C.	5	5	100.0
1t)	Allen, Bal.	4	4	100.0
1t)	Henry, Ten.	4	4	100.0
1t)	Palmer, Ariz	4	4	100.0
1t)	Brady, N.E.	3	3	100.0
1t)	D. Johnson, Cle.	3	3	100.0
1t)	*Kizer, Cle.	3	3	100.0
1t)	Stewart, Car.	3	3	100.0
1t)	Watson, Pit.	3	3	100.0
1t)	Lynch, Oak.	2	2	100.0
1t)	Murray, Min.	2	2	100.0
1t)	Prescott, Dal.	2	2	100.0
1t)	Rodgers, T.B.	2	2	100.0
1t)	*Watson, Hou.	2	2	100.0
1t)	West, Bal.	2	2	100.0
18t)	Ajayi, Mia.	5	4	80.0
18t)	E. Elliott, Dal.	5	4	80.0
18t)	Ivory, Jac.	5	4	80.0
21t)	McCoy, Buf.	4	3	75.0
21t)	Newton, Car.	4	3	75.0
21t)	A. Smith, K.C.	4	3	75.0
24t)	*Beathard, S.F.	3	2	66.7
24t)	Charles, Den.	3	2	66.7
24t)	Dalton, Cin.	3	2	66.7
24t)	Gore, Ind.	3	2	66.7
24t)	*A. Jones, G.B.	3	2	66.7
24t)	Montgomery, G.B.	3	2	66.7
30)	Howard, Chi.	8	5	62.5
31)	Blount, Phi.	5	3	60.0
32t)	Gurley, LA-R	10	5	50.0
32t)	Gillislee, N.E.	6	3	50.0
32t)	T. Coleman, Atl.	4	2	50.0
32t)	*Foreman, Hou.	4	2	50.0
32t)	Gordon, LA-C	4	2	50.0
37)	Hyde, S.F.	6	2	33.3

WEEK 8 / THROUGH MONDAY, OCTOBER 30, 2017

NFL / LEADERS IN RECEPTIONS

Rank	Player, Team	Rec	Yards	Avg	Long	TD
1)	Brown, Pit.	57	835	14.6	51t	3
2)	Landry, Mia.	50	398	8.0	29	3
3)	*McCaffrey, Car. (RB)	49	378	7.7	37	2
4)	Thielen, Min.	48	627	13.1	45	1
5t)	Hopkins, Hou.	45	606	13.5	72t	7
5t)	Fitzgerald, Ariz	45	494	11.0	37	3
7)	Kelce, K.C. (TE)	44	556	12.6	44	4
8t)	Ertz, Phi. (TE)	43	528	12.3	53	6
8t)	Tate, Det.	43	449	10.4	45t	2
8t)	White, N.E. (RB)	43	365	8.5	27	1
11t)	Thomas, N.O.	42	480	11.4	33	2
11t)	Baldwin, Sea.	42	430	10.2	36	2
11t)	Doyle, Ind. (TE)	42	378	9.0	21	2
14t)	Allen, LA-C	40	548	13.7	50	1
14t)	Garcon, S.F.	40	500	12.5	59	0
16)	M. Evans, T.B.	39	519	13.3	41	4
17t)	Green, Cin.	38	572	15.1	77t	4
17t)	Hill, K.C.	38	553	14.6	75t	3
17t)	McCoy, Buf. (RB)	38	242	6.4	21	0
20)	Ju. Jones, Atl.	37	540	14.6	53	1
21)	D. Johnson, Cle. (RB)	36	324	9.0	41t	1
22t)	De. Thomas, Den.	35	455	13.0	40	0
22t)	Bell, Pit. (RB)	35	219	6.3	42	0
24t)	Gronkowski, N.E. (TE)	34	509	15.0	53t	5
24t)	Cooper, Oak.	34	404	11.9	45t	3
24t)	Witten, Dal. (TE)	34	314	9.2	28t	3
27t)	Cooks, N.E.	33	563	17.1	54	3
27t)	Hogan, N.E.	33	438	13.3	47t	5
27t)	Crabtree, Oak.	33	411	12.5	41t	6
27t)	Funchess, Car.	33	357	10.8	24	3
31t)	Benjamin, Car.	32	475	14.8	43	2
31t)	Bryant, Dal.	32	366	11.4	36	4
31t)	Walker, Ten. (TE)	32	324	10.1	23	0
31t)	Rudolph, Min. (TE)	32	271	8.5	27	3
31t)	Allen, Bal. (RB)	32	145	4.5	14	1
36t)	Thompson, Was. (RB)	31	442	14.3	74	3
36t)	Brate, T.B. (TE)	31	405	13.1	35	4
36t)	J. Cook, Oak. (TE)	31	373	12.0	28	1
36t)	Amendola, N.E.	31	338	10.9	27	1
36t)	*Kamara, N.O. (RB)	31	257	8.3	38	1
36t)	Watson, Bal. (TE)	31	220	7.1	23	2
36t)	Seferian-Jenkins, NY-J (TE)	31	201	6.5	27	3
36t)	Hyde, S.F. (RB)	31	184	5.9	12	0
44t)	D. Adams, G.B.	30	351	11.7	41	5
44t)	*Engram, NY-G (TE)	30	342	11.4	31	3
44t)	Gordon, LA-C (RB)	30	235	7.8	22	4
44t)	Ingram, N.O. (RB)	30	190	6.3	25	0
48t)	Hilton, Ind.	29	527	18.2	63	1
48t)	Kearse, NY-J	29	342	11.8	44	4
48t)	Humphries, T.B.	29	297	10.2	38	0

WEEK 8 / THROUGH MONDAY, OCTOBER 30, 2017

NFL / RECEIVING YARDAGE LEADERS

Rank	Player, Team	Yards	Rec	Avg	Long	TD
1)	Brown, Pit.	835	57	14.6	51t	3
2)	Thielen, Min.	627	48	13.1	45	1
3)	Hopkins, Hou.	606	45	13.5	72t	7
4)	Green, Cin.	572	38	15.1	77t	4
5)	Cooks, N.E.	563	33	17.1	54	3
6)	Kelce, K.C. (TE)	556	44	12.6	44	4
7)	Hill, K.C.	553	38	14.6	75t	3
8)	Allen, LA-C	548	40	13.7	50	1
9)	Ju. Jones, Atl.	540	37	14.6	53	1
10)	Ertz, Phi. (TE)	528	43	12.3	53	6
11)	Hilton, Ind.	527	29	18.2	63	1
12)	M. Evans, T.B.	519	39	13.3	41	4
13)	Gronkowski, N.E. (TE)	509	34	15.0	53t	5
14)	Garcon, S.F.	500	40	12.5	59	0
15)	Fitzgerald, Ariz	494	45	11.0	37	3
16)	Thomas, N.O.	480	42	11.4	33	2
17)	Benjamin, Car.	475	32	14.8	43	2
18)	De. Thomas, Den.	455	35	13.0	40	0
19)	Tate, Det.	449	43	10.4	45t	2
20)	Thompson, Was. (RB)	442	31	14.3	74	3
21)	Hogan, N.E.	438	33	13.3	47t	5
22)	Anderson, NY-J	435	27	16.1	69t	3
23)	Baldwin, Sea.	430	42	10.2	36	2
24)	*Smith-Schuster, Pit.	424	24	17.7	97t	4
25)	Diggs, Min.	422	27	15.6	59t	4
26)	Ginn, N.O.	421	24	17.5	53	2
27)	Jeffery, Phi.	416	28	14.9	53t	3
28)	Crabtree, Oak.	411	33	12.5	41t	6
29)	M. Jones, Det.	408	26	15.7	43	3
30)	Brate, T.B. (TE)	405	31	13.1	35	4
31)	Cooper, Oak.	404	34	11.9	45t	3
32)	Landry, Mia.	398	50	8.0	29	3
33)	Jackson, T.B.	397	25	15.9	41	2
34)	Matthews, Ten.	393	27	14.6	55t	1
35)	Agholor, Phi.	392	27	14.5	72t	5
36)	Woods, LA-R	381	27	14.1	31	0
37t)	Doyle, Ind. (TE)	378	42	9.0	21	2
37t)	*McCaffrey, Car. (RB)	378	49	7.7	37	2
39)	P. Richardson, Sea.	374	22	17.0	48	5
40)	J. Cook, Oak. (TE)	373	31	12.0	28	1
41)	Bryant, Dal.	366	32	11.4	36	4
42)	White, N.E. (RB)	365	43	8.5	27	1
43)	Lee, Jac.	363	24	15.1	45	0
44)	Funchess, Car.	357	33	10.8	24	3
45)	D. Adams, G.B.	351	30	11.7	41	5
46t)	Dickson, Car. (TE)	349	22	15.9	64	0
46t)	Goodwin, S.F.	349	20	17.5	51	0
48t)	Hurns, Jac.	345	26	13.3	50	2
48t)	Lockett, Sea.	345	26	13.3	54	0
50t)	*Engram, NY-G (TE)	342	30	11.4	31	3
50t)	Kearse, NY-J	342	29	11.8	44	4

WEEK 8 / THROUGH MONDAY, OCTOBER 30, 2017

NFL / THIRD-DOWN RECEIVING LEADERS

Rank	Player, Team	Rec	Yards	Avg	Long	TD
1)	Allen, LA-C	20	316	15.8	50	0
2)	Landry, Mia.	17	119	7.0	17	1
3t)	Brown, Pit.	16	229	14.3	51t	1
3t)	Thielen, Min.	16	218	13.6	27	0
5t)	Brate, T.B. (TE)	14	171	12.2	26	1
5t)	McCoy, Buf. (RB)	14	99	7.1	18	0
7t)	Gronkowski, N.E. (TE)	13	218	16.8	53t	3
7t)	Tate, Det.	13	180	13.8	45t	1
7t)	Fitzgerald, Ariz	13	161	12.4	33	0
7t)	White, N.E. (RB)	13	130	10.0	27	0
11t)	Kelce, K.C. (TE)	12	153	12.8	32	0
11t)	Hogan, N.E.	12	133	11.1	26	2
11t)	Ertz, Phi. (TE)	12	124	10.3	23	3
11t)	Baldwin, Sea.	12	117	9.8	27	1
11t)	*Engram, NY-G (TE)	12	98	8.2	17	1
16t)	Agholor, Phi.	11	247	22.5	72t	2
16t)	Hilton, Ind.	11	196	17.8	61t	1
16t)	Amendola, N.E.	11	145	13.2	27	0
16t)	Lockett, Sea.	11	145	13.2	41	0
16t)	Thomas, N.O.	11	139	12.6	23	0
16t)	D. Johnson, Cle. (RB)	11	133	12.1	34	0
16t)	Funchess, Car.	11	102	9.3	20	1
16t)	*Taylor, S.F.	11	84	7.6	18	1
16t)	Hyde, S.F. (RB)	11	69	6.3	12	0
16t)	McKinnon, Min. (RB)	11	40	3.6	10	0
26t)	*Smith-Schuster, Pit.	10	203	20.3	97t	2
26t)	*Kupp, LA-R	10	160	16.0	28	2
26t)	Hurns, Jac.	10	156	15.6	50	1
26t)	Anderson, NY-J	10	152	15.2	41	1
26t)	Diggs, Min.	10	128	12.8	59t	2
26t)	Jeffery, Phi.	10	125	12.5	16	0
26t)	*McCaffrey, Car. (RB)	10	122	12.2	20	0
26t)	Hill, K.C.	10	121	12.1	38	0
26t)	Kerley, NY-J	10	117	11.7	30	0
26t)	Crabtree, Oak.	10	112	11.2	26t	2
26t)	Seferian-Jenkins, NY-J (TE)	10	49	4.9	10t	2
37t)	De. Thomas, Den.	9	170	18.9	40	0
37t)	Benjamin, Car.	9	169	18.8	43	1
37t)	Thompson, Was. (RB)	9	166	18.4	74	1
37t)	Ja. Brown, Ariz	9	150	16.7	30	1
37t)	Rudolph, Min. (TE)	9	111	12.3	27	1
37t)	Woods, LA-R	9	102	11.3	19	0
37t)	Cooper, Oak.	9	83	9.2	23	0
37t)	Crowder, Was.	9	74	8.2	21	0
37t)	*Kamara, N.O. (RB)	9	35	3.9	14	1
46t)	Hooper, Atl. (TE)	8	184	23.0	88t	1
46t)	Green, Cin.	8	143	17.9	47	3
46t)	Kearse, NY-J	8	120	15.0	34t	2
46t)	Matthews, Ten.	8	114	14.3	24	0
46t)	M. Evans, T.B.	8	112	14.0	31	1
46t)	Thompson, Chi.-Buf.	8	102	12.8	27	1
46t)	Watkins, LA-R	8	95	11.9	28	2
46t)	Wright, Chi.	8	93	11.6	18	1
46t)	J. Cook, Oak. (TE)	8	91	11.4	28	0
46t)	E. Elliott, Dal. (RB)	8	89	11.1	31	1
46t)	Reed, Was. (TE)	8	80	10.0	20	0
46t)	Fowler, Den.	8	78	9.8	20	2
46t)	Walker, Ten. (TE)	8	75	9.4	19	0
46t)	Bell, Pit. (RB)	8	58	7.3	23	0
46t)	Beasley, Dal.	8	48	6.0	12	0
46t)	Powell, NY-J (RB)	8	48	6.0	13	0

WEEK 8 / THROUGH MONDAY, OCTOBER 30, 2017

NFL / LEADING SCORERS, NONKICKERS

Rank	Player, Team	TD	Rush	Rec	Ret	X2	Pts
1t)	E. Elliott, Dal. (RB)	8	6	2	0	0	48
1t)	Gordon, LA-C (RB)	8	4	4	0	0	48
1t)	Gurley, LA-R (RB)	8	5	3	0	0	48
4t)	*Fournette, Jac. (RB)	7	6	1	0	0	42
4t)	W. Fuller, Hou. (WR)	7	0	7	0	0	42
4t)	Hopkins, Hou. (WR)	7	0	7	0	0	42
7t)	Crabtree, Oak. (WR)	6	0	6	0	0	36
7t)	Ertz, Phi. (TE)	6	0	6	0	0	36
7t)	*K. Hunt, K.C. (RB)	6	4	2	0	0	36
7t)	Nelson, G.B. (WR)	6	0	6	0	0	36
11t)	D. Adams, G.B. (WR)	5	0	5	0	0	30
11t)	Agholor, Phi. (WR)	5	0	5	0	0	30
11t)	Bell, Pit. (RB)	5	5	0	0	0	30
11t)	Freeman, Atl. (RB)	5	5	0	0	0	30
11t)	Gronkowski, N.E. (TE)	5	0	5	0	0	30
11t)	Hogan, N.E. (WR)	5	0	5	0	0	30
11t)	P. Richardson, Sea. (WR)	5	0	5	0	0	30
11t)	Thompson, Was. (RB)	5	2	3	0	0	30
19)	McKinnon, Min. (RB)	4	3	1	0	1	26
20t)	Benjamin, LA-C (WR)	4	0	3	1	0	24
20t)	Brate, T.B. (TE)	4	0	4	0	0	24
20t)	Bryant, Dal. (WR)	4	0	4	0	0	24
20t)	Diggs, Min. (WR)	4	0	4	0	0	24
20t)	M. Evans, T.B. (WR)	4	0	4	0	0	24
20t)	Gillislee, N.E. (RB)	4	4	0	0	0	24
20t)	Graham, Sea. (TE)	4	0	4	0	0	24
20t)	Green, Cin. (WR)	4	0	4	0	0	24
20t)	Hill, K.C. (WR)	4	0	3	1	0	24
20t)	Howard, Chi. (RB)	4	4	0	0	0	24
20t)	Hyde, S.F. (RB)	4	4	0	0	0	24
20t)	Ingram, N.O. (RB)	4	4	0	0	0	24
20t)	Kearse, NY-J (WR)	4	0	4	0	0	24
20t)	Kelce, K.C. (TE)	4	0	4	0	0	24
20t)	Lewis, Jac. (TE)	4	0	4	0	0	24
20t)	L. Miller, Hou. (RB)	4	2	2	0	0	24
20t)	*Smith-Schuster, Pit. (WR)	4	0	4	0	0	24
20t)	Stills, Mia. (WR)	4	0	4	0	0	24
38)	Jeffery, Phi. (WR)	3	0	3	0	2	22
39t)	Blount, Phi. (RB)	3	2	1	0	1	20
39t)	Cooks, N.E. (WR)	3	0	3	0	1	20
41t)	Anderson, NY-J (WR)	3	0	3	0	0	18
41t)	Beckham, NY-G (WR)	3	0	3	0	0	18
41t)	Brissett, Ind. (QB)	3	3	0	0	0	18
41t)	Brown, Pit. (WR)	3	0	3	0	0	18
41t)	Coleman, N.O. (WR)	3	0	3	0	0	18
41t)	Cooper, Oak. (WR)	3	0	3	0	0	18
41t)	Doctson, Was. (WR)	3	0	3	0	0	18
41t)	*Engram, NY-G (TE)	3	0	3	0	0	18
41t)	Fells, Det. (TE)	3	0	3	0	0	18
41t)	Fitzgerald, Ariz (WR)	3	0	3	0	0	18
41t)	Funchess, Car. (WR)	3	0	3	0	0	18
41t)	Holmes, Buf. (WR)	3	0	3	0	0	18
41t)	*Howard, T.B. (TE)	3	0	3	0	0	18
41t)	D. Johnson, Cle. (RB)	3	2	1	0	0	18
41t)	*A. Jones, G.B. (RB)	3	3	0	0	0	18
41t)	M. Jones, Det. (WR)	3	0	3	0	0	18
41t)	*Kamara, N.O. (RB)	3	2	1	0	0	18
41t)	*Kizer, Cle. (QB)	3	3	0	0	0	18
41t)	Kroft, Cin. (TE)	3	0	3	0	0	18
41t)	*Kupp, LA-R (WR)	3	0	3	0	0	18
41t)	Landry, Mia. (WR)	3	0	3	0	0	18
41t)	*Mack, Ind. (RB)	3	2	1	0	0	18
41t)	Maclin, Bal. (WR)	3	0	3	0	0	18
41t)	Mariota, Ten. (QB)	3	3	0	0	0	18
41t)	McCoy, Buf. (RB)	3	3	0	0	0	18
41t)	Montgomery, G.B. (RB)	3	2	1	0	0	18
41t)	Newton, Car. (QB)	3	3	0	0	0	18
41t)	*Njoku, Cle. (TE)	3	0	3	0	0	18
41t)	Prescott, Dal. (QB)	3	3	0	0	0	18
41t)	Rudolph, Min. (TE)	3	0	3	0	0	18
41t)	Seferian-Jenkins, NY-J (TE)	3	0	3	0	0	18
41t)	West, K.C. (RB)	3	1	2	0	0	18
41t)	Witten, Dal. (TE)	3	0	3	0	0	18

WEEK 8 / THROUGH MONDAY, OCTOBER 30, 2017

NFL / LEADING SCORERS, KICKERS

Rank	Player, Team	PAT	FG	Pct	Long	Pts
1)	Zuerlein, LA-R	21/21	21/22	.955	56	84
2)	Gostkowski, N.E.	20/21	20/23	.870	58	80
3)	Forbath, Min.	12/16	21/22	.955	53	75
4)	Succop, Ten.	14/14	20/22	.909	52	74
5)	Boswell, Pit.	15/15	18/20	.900	49	69
6)	*Elliott, Cin.-Phi.	18/20	16/19	.842	61	66
7t)	*Butker, Car.-K.C.	11/11	18/19	.947	53	65
7t)	Lutz, N.O.	20/21	15/18	.833	50	65
9)	Gano, Car.	13/14	17/18	.944	48	64
10)	Hauschka, Buf.	15/15	16/18	.889	56	63
11)	Gould, S.F.	10/11	17/19	.895	52	61
12t)	Prater, Det.	15/15	15/17	.882	58	60
12t)	Tucker, Bal.	15/15	15/18	.833	57	60
14)	Bryant, Atl.	15/15	14/17	.824	53	57
15)	Vinatieri, Ind.	11/13	15/16	.938	52	56
16)	Catanzaro, NY-J	16/16	13/17	.765	57	55
17t)	Fairbairn, Hou.	20/22	11/11	1.000	50	53
17t)	Walsh, Sea.	17/18	12/13	.923	49	53
19)	Tavecchio, Oak.	19/20	10/12	.833	52	49
20)	Myers, Jac.	15/17	11/15	.733	47	48
21)	McManus, Den.	13/13	10/15	.667	46	43
22)	Dawson, Ariz	11/11	10/15	.667	50	41
23)	Hopkins, Was.	12/13	9/11	.818	48	39
24t)	Bullock, Cin.	14/14	8/10	.800	46	38
24t)	Crosby, G.B.	17/19	7/ 8	.875	46	38
26)	Bailey, Dal.	16/16	7/ 7	1.000	56	37
27)	Barth, Chi.	13/13	7/11	.636	54	34
28)	*Gonzalez, Cle.	12/13	7/11	.636	54	33
29t)	Parkey, Mia.	8/10	8/ 9	.889	54	32
29t)	Rosas, NY-G	11/11	7/10	.700	51	32
31)	Folk, T.B.	7/ 9	6/11	.545	50	25
32)	Santos, K.C.	12/12	3/ 3	1.000	39	21
33t)	*Koo, LA-C	9/ 9	3/ 6	.500	41	18
33t)	Novak, LA-C	9/ 9	3/ 5	.600	32	18
35)	Nugent, Dal.	3/ 3	4/ 5	.800	48	15
36t)	P. Murray, T.B.	4/ 4	3/ 3	1.000	50	13
36t)	*Rose, Was.	4/ 5	3/ 4	.750	42	13
38)	Sturgis, Phi.	1/ 2	3/ 3	1.000	50	10
39)	Lambo, Jac.	3/ 3	2/ 2	1.000	42	9
40)	Heath, Dal.	2/ 3	0/ 0	---	--	2

WEEK 8 / THROUGH MONDAY, OCTOBER 30, 2017

NFL / TOUCHBACKS ON KICKOFFS

Rank	Player, Team	TB
1)	Zuerlein, LA-R	36
2)	Gano, Car.	34
3)	Fairbairn, Hou.	31
4)	*Elliott, Cin.-Phi.	30
5)	Pinion, S.F.	29
6)	Tavecchio, Oak.	28
7t)	*Butker, Car.-K.C.	27
7t)	Tucker, Bal.	27
9t)	Lutz, N.O.	26
9t)	Myers, Jac.	26
11t)	Boswell, Pit.	25
11t)	Catanzaro, NY-J	25
13)	Succop, Ten.	24
14t)	Bosher, Atl.	23
14t)	Crosby, G.B.	23
14t)	Forbath, Min.	23
14t)	*Sanchez, Ind.	23
18)	Hauschka, Buf.	21
19t)	Hopkins, Was.	20
19t)	McManus, Den.	20
21t)	*Gonzalez, Cle.	19
21t)	Gostkowski, N.E.	19
21t)	Walsh, Sea.	19
24t)	Bailey, Dal.	18
24t)	Dawson, Ariz	18
26)	Bullock, Cin.	17
27)	Locke, Det.	16
28)	Barth, Chi.	15
29)	Folk, T.B.	13
30t)	Parkey, Mia.	12
30t)	Rosas, NY-G	12
32)	Santos, K.C.	10
33)	*Koo, LA-C	8
34t)	P. Murray, T.B.	7
34t)	*Rose, Was.	7
36)	Martin, Det.	6
37)	Nugent, Dal.	5
38)	Prater, Det.	4
39t)	Lambo, Jac.	3
39t)	Novak, LA-C	3
41t)	Heath, Dal.	2
41t)	Sturgis, Phi.	2

WEEK 8 / THROUGH MONDAY, OCTOBER 30, 2017

NFL / MOST YARDS FROM SCRIMMAGE

Rank	Player, Team	Total			Rushing			Receiving		
		Yards	Att+Rec	Avg	Yards	Att	Avg	Yards	Rec	Avg
1)	*K. Hunt, K.C. (RB)	1070	174	6.1	763	146	5.2	307	28	11.0
2)	Bell, Pit. (RB)	979	229	4.3	760	194	3.9	219	35	6.3
3)	Gurley, LA-R (RB)	920	172	5.3	627	145	4.3	293	27	10.9
4)	E. Elliott, Dal. (RB)	900	183	4.9	690	164	4.2	210	19	11.1
5)	Brown, Pit. (WR)	835	57	14.6	0	0	---	835	57	14.6
6)	McCoy, Buf. (RB)	763	175	4.4	521	137	3.8	242	38	6.4
7)	Gordon, LA-C (RB)	761	161	4.7	526	131	4.0	235	30	7.8
8)	Howard, Chi. (RB)	740	176	4.2	662	162	4.1	78	14	5.6
9)	*Fournette, Jac. (RB)	732	145	5.0	596	130	4.6	136	15	9.1
10)	Thompson, Was. (RB)	673	78	8.6	231	47	4.9	442	31	14.3
11)	Ingram, N.O. (RB)	654	137	4.8	464	107	4.3	190	30	6.3
12)	Thielen, Min. (WR)	638	49	13.0	11	1	11.0	627	48	13.1
13)	Hyde, S.F. (RB)	637	143	4.5	453	112	4.0	184	31	5.9
14)	L. Miller, Hou. (RB)	620	137	4.5	426	119	3.6	194	18	10.8
15)	Hopkins, Hou. (WR)	606	45	13.5	0	0	---	606	45	13.5
16)	Freeman, Atl. (RB)	585	118	5.0	466	103	4.5	119	15	7.9
17)	Hill, K.C. (WR)	575	47	12.2	22	9	2.4	553	38	14.6
18)	Cooks, N.E. (WR)	573	36	15.9	10	3	3.3	563	33	17.1
19)	Green, Cin. (WR)	572	38	15.1	0	0	---	572	38	15.1
20)	Kelce, K.C. (TE)	563	46	12.2	7	2	3.5	556	44	12.6
21)	C. Anderson, Den. (RB)	560	119	4.7	469	107	4.4	91	12	7.6
22)	Allen, LA-C (WR)	548	40	13.7	0	0	---	548	40	13.7
23)	Ju. Jones, Atl. (WR)	540	37	14.6	0	0	---	540	37	14.6
24)	Ajayi, Mia. (RB)	532	152	3.5	465	138	3.4	67	14	4.8
25)	Ertz, Phi. (TE)	528	43	12.3	0	0	---	528	43	12.3
26)	Hilton, Ind. (WR)	527	29	18.2	0	0	---	527	29	18.2
27)	Gore, Ind. (RB)	523	124	4.2	404	110	3.7	119	14	8.5
28)	M. Evans, T.B. (WR)	519	39	13.3	0	0	---	519	39	13.3
29)	Crowell, Cle. (RB)	513	119	4.3	351	102	3.4	162	17	9.5
30)	Gronkowski, N.E. (TE)	509	34	15.0	0	0	---	509	34	15.0
31)	Collins, Bal. (RB)	508	82	6.2	478	80	6.0	30	2	15.0
32)	Allen, Bal. (RB)	501	131	3.8	356	99	3.6	145	32	4.5
33t)	Garcon, S.F. (WR)	500	40	12.5	0	0	---	500	40	12.5
33t)	D. Johnson, Cle. (RB)	500	70	7.1	176	34	5.2	324	36	9.0
33t)	*Kamara, N.O. (RB)	500	73	6.8	243	42	5.8	257	31	8.3
36)	*McCaffrey, Car. (RB)	495	98	5.1	117	49	2.4	378	49	7.7
37)	Fitzgerald, Ariz (WR)	494	45	11.0	0	0	---	494	45	11.0
38)	Blount, Phi. (RB)	492	104	4.7	467	100	4.7	25	4	6.3
39t)	T. Coleman, Atl. (RB)	490	73	6.7	311	58	5.4	179	15	11.9
39t)	McKinnon, Min. (RB)	490	97	5.1	287	69	4.2	203	28	7.3
41)	White, N.E. (RB)	485	71	6.8	120	28	4.3	365	43	8.5
42)	Thomas, N.O. (WR)	480	42	11.4	0	0	---	480	42	11.4
43t)	Benjamin, Car. (WR)	475	32	14.8	0	0	---	475	32	14.8
43t)	Murray, Ten. (RB)	475	103	4.6	372	86	4.3	103	17	6.1
45)	*Cohen, Chi. (RB)	462	82	5.6	228	54	4.2	234	28	8.4
46)	Tate, Det. (WR)	458	46	10.0	9	3	3.0	449	43	10.4
47)	Powell, NY-J (RB)	456	92	5.0	316	74	4.3	140	18	7.8
48t)	Hogan, N.E. (WR)	455	36	12.6	17	3	5.7	438	33	13.3
48t)	De. Thomas, Den. (WR)	455	35	13.0	0	0	---	455	35	13.0
50)	Ginn, N.O. (WR)	453	28	16.2	32	4	8.0	421	24	17.5

WEEK 8 / THROUGH MONDAY, OCTOBER 30, 2017

NFL / LEADERS IN FIRST DOWNS

Rank	Player, Team	Rush	Rec	Tot
1)	Bell, Pit. (RB)	45	10	55
2)	Gurley, LA-R (RB)	33	12	45
3t)	E. Elliott, Dal. (RB)	39	4	43
3t)	*K. Hunt, K.C. (RB)	30	13	43
5)	Gordon, LA-C (RB)	26	13	39
6)	Howard, Chi. (RB)	36	2	38
7)	McCoy, Buf. (RB)	25	12	37
8t)	Brown, Pit. (WR)	0	36	36
8t)	Freeman, Atl. (RB)	29	7	36
10)	Hopkins, Hou. (WR)	0	33	33
11)	Ingram, N.O. (RB)	21	11	32
12t)	Allen, Bal. (RB)	21	10	31
12t)	Allen, LA-C (WR)	0	31	31
12t)	M. Evans, T.B. (WR)	0	31	31
12t)	Kelce, K.C. (TE)	2	29	31
12t)	L. Miller, Hou. (RB)	21	10	31
17t)	Hyde, S.F. (RB)	22	8	30
17t)	Thielen, Min. (WR)	1	29	30
19t)	Ertz, Phi. (TE)	0	29	29
19t)	*Fournette, Jac. (RB)	24	5	29
21t)	Landry, Mia. (WR)	0	28	28
21t)	*McCaffrey, Car. (RB)	8	20	28
21t)	Thomas, N.O. (WR)	0	28	28
24t)	Ajayi, Mia. (RB)	25	2	27
24t)	Fitzgerald, Ariz (WR)	0	27	27
24t)	Ju. Jones, Atl. (WR)	0	27	27
24t)	Thompson, Was. (RB)	8	19	27
28)	Gronkowski, N.E. (TE)	0	26	26
29t)	Crowell, Cle. (RB)	16	9	25
29t)	Garcon, S.F. (WR)	0	25	25
29t)	Green, Cin. (WR)	0	25	25
29t)	D. Johnson, Cle. (RB)	10	15	25
29t)	*Kamara, N.O. (RB)	13	12	25
29t)	Stewart, Car. (RB)	23	2	25
35t)	C. Anderson, Den. (RB)	22	2	24
35t)	Cooks, N.E. (WR)	1	23	24
35t)	Hill, K.C. (WR)	0	24	24
38t)	Bryant, Dal. (WR)	0	23	23
38t)	Gillislee, N.E. (RB)	23	0	23
38t)	Hogan, N.E. (WR)	1	22	23
38t)	McKinnon, Min. (RB)	12	11	23
38t)	White, N.E. (RB)	4	19	23
43t)	Blount, Phi. (RB)	20	2	22
43t)	Brate, T.B. (TE)	0	22	22
43t)	Crabtree, Oak. (WR)	0	22	22
43t)	Gore, Ind. (RB)	17	5	22
43t)	*Mixon, Cin. (RB)	16	6	22
43t)	Nelson, G.B. (WR)	0	22	22
43t)	Newton, Car. (QB)	22	0	22
43t)	De. Thomas, Den. (WR)	0	22	22

WEEK 8 / THROUGH MONDAY, OCTOBER 30, 2017

NFL / LEADING PUNTERS

Rank	Player, Team	No	Yards	Lg	Avg	TB	Blk	Dwn	OB	Opp Ret	In Yds	Net 20	Avg
1)	Kern, Ten.	33	1701	71	51.5	3	0	1	7	18	105	12	46.5
2)	King, Oak.	34	1721	65	50.6	2	0	4	3	20	132	15	45.6
3)	Lechler, Hou.	37	1867	68	50.5	0	0	4	3	23	297	13	42.4
4)	Kaser, LA-C	41	2035	69	49.6	5	0	4	4	26	231	14	41.6
5)	Colquitt, Cle.	41	2021	67	49.3	0	1	6	1	26	248	13	42.2
6)	Morstead, N.O.	25	1209	68	48.4	2	0	4	2	12	137	12	41.3
7)	O'Donnell, Chi.	44	2119	69	48.2	5	0	3	5	21	273	16	39.7
8)	Hekker, LA-R	25	1198	67	47.9	1	0	5	4	11	41	14	45.5
9)	Huber, Cin.	35	1667	61	47.6	2	0	5	3	18	180	15	41.3
10)	Edwards, NY-J	42	1999	70	47.6	3	0	5	4	21	155	17	42.5
11)	Palardy, Car.	33	1554	60	47.1	3	0	4	5	11	64	11	43.3
12)	Lee, Ariz	36	1683	60	46.8	2	0	6	3	22	305	7	37.2
13)	Koch, Bal.	44	2034	67	46.2	2	0	9	10	18	169	17	41.5
14)	D. Jones, Phi.	32	1478	59	46.2	3	0	4	4	15	89	9	41.5
15)	Schmidt, Buf.	35	1611	60	46.0	4	0	2	1	18	99	14	40.9
16)	*Sanchez, Ind.	44	2023	61	46.0	1	1	6	10	11	65	17	43.1
17)	*Vogel, G.B.	32	1470	62	45.9	0	0	5	4	12	46	11	44.5
18)	Way, Was.	29	1316	62	45.4	3	0	2	1	12	108	13	39.6
19)	*Haack, Mia.	41	1860	64	45.4	3	0	7	4	17	127	11	40.8
20)	Locke, Det.	27	1222	54	45.3	0	0	2	3	11	82	11	42.2
21)	Pinion, S.F.	44	1976	59	44.9	1	0	6	6	17	38	19	43.6
22)	Nortman, Jac.	34	1515	61	44.6	1	1	2	9	9	100	13	39.9
23)	C. Jones, Dal.	26	1157	62	44.5	1	0	3	5	10	54	14	41.7
24)	Wing, NY-G	41	1823	62	44.5	4	0	7	4	18	219	8	37.2
25)	Dixon, Den.	30	1333	55	44.4	1	0	6	2	11	152	9	38.7
26)	Colquitt, K.C.	33	1465	63	44.4	3	0	5	2	12	82	17	40.1
27)	Anger, T.B.	29	1284	62	44.3	2	0	5	3	9	83	12	40.0
28)	Bosher, Atl.	22	970	62	44.1	0	0	2	3	8	68	9	41.0
29)	Ryan, Sea.	38	1671	64	44.0	1	0	7	4	17	118	16	40.3
30)	R. Allen, N.E.	31	1338	60	43.2	2	0	6	3	16	90	11	39.0
31)	Berry, Pit.	34	1440	62	42.4	2	0	3	6	12	125	12	37.5
32)	Quigley, Min.	34	1399	55	41.1	0	0	1	6	10	43	14	39.9

NFL / LEADING PUNTERS, NET AVERAGE

Rank	Player, Team	No	Yards	Lg	Avg	TB	Blk	Dwn	OB	Opp Ret	In Yds	Net 20	Avg
1)	Kern, Ten.	33	1701	71	51.5	3	0	1	7	18	105	12	46.5
2)	King, Oak.	34	1721	65	50.6	2	0	4	3	20	132	15	45.6
3)	Hekker, LA-R	25	1198	67	47.9	1	0	5	4	11	41	14	45.5
4)	*Vogel, G.B.	32	1470	62	45.9	0	0	5	4	12	46	11	44.5
5)	Pinion, S.F.	44	1976	59	44.9	1	0	6	6	17	38	19	43.6
6)	Palardy, Car.	33	1554	60	47.1	3	0	4	5	11	64	11	43.3
7)	*Sanchez, Ind.	44	2023	61	46.0	1	1	6	10	11	65	17	43.1
8)	Edwards, NY-J	42	1999	70	47.6	3	0	5	4	21	155	17	42.5
9)	Lechler, Hou.	37	1867	68	50.5	0	0	4	3	23	297	13	42.4
10)	Locke, Det.	27	1222	54	45.3	0	0	2	3	11	82	11	42.2
11)	Colquitt, Cle.	41	2021	67	49.3	0	1	6	1	26	248	13	42.2
12)	C. Jones, Dal.	26	1157	62	44.5	1	0	3	5	10	54	14	41.7
13)	Kaser, LA-C	41	2035	69	49.6	5	0	4	4	26	231	14	41.6
14)	D. Jones, Phi.	32	1478	59	46.2	3	0	4	4	15	89	9	41.5
15)	Koch, Bal.	44	2034	67	46.2	2	0	9	10	18	169	17	41.5
16)	Huber, Cin.	35	1667	61	47.6	2	0	5	3	18	180	15	41.3
17)	Morstead, N.O.	25	1209	68	48.4	2	0	4	2	12	137	12	41.3
18)	Bosher, Atl.	22	970	62	44.1	0	0	2	3	8	68	9	41.0
19)	Schmidt, Buf.	35	1611	60	46.0	4	0	2	1	18	99	14	40.9
20)	*Haack, Mia.	41	1860	64	45.4	3	0	7	4	17	127	11	40.8
21)	Ryan, Sea.	38	1671	64	44.0	1	0	7	4	17	118	16	40.3
22)	Colquitt, K.C.	33	1465	63	44.4	3	0	5	2	12	82	17	40.1
23)	Anger, T.B.	29	1284	62	44.3	2	0	5	3	9	83	12	40.0
24)	Quigley, Min.	34	1399	55	41.1	0	0	1	6	10	43	14	39.9
25)	Nortman, Jac.	34	1515	61	44.6	1	1	2	9	9	100	13	39.9
26)	O'Donnell, Chi.	44	2119	69	48.2	5	0	3	5	21	273	16	39.7
27)	Way, Was.	29	1316	62	45.4	3	0	2	1	12	108	13	39.6
28)	R. Allen, N.E.	31	1338	60	43.2	2	0	6	3	16	90	11	39.0
29)	Dixon, Den.	30	1333	55	44.4	1	0	6	2	11	152	9	38.7
30)	Berry, Pit.	34	1440	62	42.4	2	0	3	6	12	125	12	37.5
31)	Wing, NY-G	41	1823	62	44.5	4	0	7	4	18	219	8	37.2
32)	Lee, Ariz	36	1683	60	46.8	2	0	6	3	22	305	7	37.2

WEEK 8 / THROUGH MONDAY, OCTOBER 30, 2017**NFL / PUNT RETURN LEADERS**

Rank	Player, Team	Ret	FC	Yards	Avg	Long	TD
1)	*Agnew, Det.	13	7	282	21.7	88t	2
2)	Barner, Phi.	11	5	161	14.6	76	0
3)	Campanaro, Bal.	14	7	193	13.8	77t	1
4)	Tate, Buf.	10	0	113	11.3	40	0
5t)	Amendola, N.E.	14	7	157	11.2	40	0
5t)	*Taylor, S.F.	14	9	157	11.2	39	0
7)	Hill, K.C.	14	3	152	10.9	82t	1
8)	Sherels, Min.	16	13	173	10.8	46	0
9)	*Jackson, Ten.	14	3	148	10.6	46	0
10)	Benjamin, LA-C	16	13	156	9.8	65t	1
11)	Davis, G.B.	9	10	83	9.2	33	0
12)	Reedy, T.B.	11	5	95	8.6	17	0
13)	Roberts, Atl.	10	6	86	8.6	27	0
14)	*Cohen, Chi.	17	7	135	7.9	21	0
15)	*McKenzie, Den.	18	4	142	7.9	31	0
16)	Erickson, Cin.	24	7	187	7.8	29	0
17)	Ginn, N.O.	12	9	89	7.4	17	0
18)	*Switzer, Dal.	11	5	80	7.3	21	0
19)	*McCaffrey, Car.	18	8	130	7.2	25	0
20)	*Peppers, Cle.	17	7	109	6.4	25	0
21)	Lockett, Sea.	15	10	94	6.3	14	0
22)	Grant, Mia.	13	5	79	6.1	14	0
23)	Kerley, NY-J	15	9	82	5.5	15	0
24)	Crowder, Was.	13	9	68	5.2	18	0
25t)	Bray, Ind.	14	6	66	4.7	20	0
25t)	Richard, Oak.	14	5	66	4.7	13	0
27)	Austin, LA-R	12	1	53	4.4	12	0

NFL / KICKOFF RETURN LEADERS

Rank	Player, Team	Ret	Yards	Avg	Long	TD
1)	Rainey, Bal.	10	316	31.6	96t	1
2)	Patterson, Oak.	11	340	30.9	49	0
3)	Cooper, LA-R	16	494	30.9	103t	1
4)	A. Hunt, K.C.	11	290	26.4	42	0
5)	McKinnon, Min.	12	312	26.0	39	0
6)	Bray, Ind.	17	413	24.3	60	0
7)	D. Lewis, N.E.	11	266	24.2	71	0
8t)	Lockett, Sea.	10	230	23.0	43	0
8t)	*Thompson, Hou.	9	207	23.0	42	0
10)	Erickson, Cin.	12	275	22.9	41	0
11)	*Jackson, Ten.	9	200	22.2	48	0
12)	D. Harris, NY-G	9	188	20.9	30	0
13)	Thompson, Chi.-Buf.	11	229	20.8	29	0
14)	K. Williams, Ariz	13	269	20.7	28	0
15)	*Bolden, S.F.	12	242	20.2	34	0
16)	Roberts, Atl.	17	339	19.9	61	0

WEEK 8 / THROUGH MONDAY, OCTOBER 30, 2017

NFL / LEADERS IN INTERCEPTIONS

Rank	Player, Team	Int	Yards	Avg	Long	TD
1)	Hyde, Buf.	5	64	12.8	37	0
2)	Byard, Ten.	4	67	16.8	28	0
3t)	Gipson, Jac.	3	76	25.3	67	0
3t)	*Hooker, Ind.	3	73	24.3	32	0
3t)	Peters, K.C.	3	63	21.0	38	0
3t)	Quin, Det.	3	62	20.7	37t	1
3t)	McCourty, Cle.	3	59	19.7	56t	1
3t)	Carr, Bal.	3	57	19.0	33	0
3t)	Mills, Phi.	3	53	17.7	37t	1
3t)	Slay, Det.	3	52	17.3	37	0
3t)	Vaccaro, N.O.	3	41	13.7	30	0
3t)	Bethea, Ariz	3	37	12.3	21	0
3t)	Randall, G.B.	3	35	11.7	21t	1
3t)	Smith, Min.	3	25	8.3	19	0
15t)	Thomas, Sea.	2	97	48.5	78t	1
15t)	Mosley, Bal.	2	94	47.0	63t	1
15t)	Joseph, Hou.	2	85	42.5	82t	1
15t)	Joyner, LA-R	2	58	29.0	29t	1
15t)	J. Smith, Bal.	2	58	29.0	50t	1
15t)	Robey-Coleman, LA-R	2	56	28.0	31	0
15t)	*Lattimore, N.O.	2	52	26.0	27t	1
15t)	*Maye, NY-J	2	44	22.0	32	0
15t)	Smith, Jac.	2	30	15.0	28t	1
15t)	Armstrong, S.F.	2	29	14.5	29	0
15t)	*Cole, Hou.	2	28	14.0	25t	1
15t)	Melvin, Ind.	2	28	14.0	21	0
15t)	Kuechly, Car.	2	23	11.5	23	0
15t)	Waynes, Min.	2	21	10.5	18	0
15t)	Sherman, Sea.	2	20	10.0	19	0
15t)	Bouye, Jac.	2	19	9.5	19	0
15t)	Ramsey, Jac.	2	16	8.0	15	0
15t)	Barron, LA-R	2	14	7.0	10	0
15t)	Brooks, NY-J	2	13	6.5	13	0
15t)	Poyer, Buf.	2	13	6.5	13	0
15t)	Webb, Bal.	2	10	5.0	10	0
15t)	*Douglas, Phi.	2	7	3.5	7	0
15t)	Fuller, Was.	2	3	1.5	3	0
15t)	Hal, Hou.	2	3	1.5	3	0
15t)	Shazier, Pit.	2	2	1.0	2	0
15t)	Weddle, Bal.	2	2	1.0	2	0
15t)	Mitchell, K.C.	2	0	0.0	0	0
15t)	Robinson, Phi.	2	0	0.0	0	0
15t)	M. Butler, N.E.	2	-1	-0.5	1	0

WEEK 8 / THROUGH MONDAY, OCTOBER 30, 2017

NFL / LEADERS IN SACKS

Rank	Player, Team	Sacks
1)	Lawrence, Dal. (DE)	10.5
2t)	Campbell, Jac. (DE)	10.0
2t)	Griffen, Min. (DE)	10.0
4t)	Bosa, LA-C (DE)	8.5
4t)	Ingram, LA-C (LB)	8.5
6)	Jones, Ariz (LB)	8.0
7t)	Houston, K.C. (LB)	7.5
7t)	Peppers, Car. (DE)	7.5
9t)	Hicks, Chi. (DE)	7.0
9t)	Miller, Den. (LB)	7.0
11)	Ngakoue, Jac. (DE)	6.5
12t)	Kerrigan, Was. (LB)	6.0
12t)	Wake, Mia. (DE)	6.0
14t)	Addison, Car. (DE)	5.5
14t)	Bennett, Sea. (DE)	5.5
14t)	Fowler, Jac. (DE)	5.5
14t)	Jordan, N.O. (DE)	5.5
18t)	Atkins, Cin. (DT)	5.0
18t)	Floyd, Chi. (LB)	5.0
18t)	B. Graham, Phi. (DE)	5.0
18t)	Heyward, Pit. (DE)	5.0
18t)	Irving, Dal. (DT)	5.0
18t)	McCain, LA-C (DE)	5.0
24t)	Clark, Sea. (DE)	4.5
24t)	Cox, Phi. (DT)	4.5
24t)	*Lawson, Cin. (DE)	4.5
24t)	Mack, Oak. (DE)	4.5
24t)	Morgan, Ten. (LB)	4.5
24t)	Pierre-Paul, NY-G (DE)	4.5
24t)	Smith, Was. (LB)	4.5
24t)	Suggs, Bal. (LB)	4.5
32t)	Ansah, Det. (DE)	4.0
32t)	Clowney, Hou. (LB)	4.0
32t)	Crawford, Dal. (DE)	4.0
32t)	*Garrett, Cle. (DE)	4.0
32t)	Longacre, LA-R (LB)	4.0
32t)	McPhee, Chi. (LB)	4.0
32t)	Short, Car. (DT)	4.0
32t)	*Watt, Pit. (LB)	4.0
32t)	Williams, Pit. (LB)	4.0
32t)	Zettel, Det. (DE)	4.0
42t)	Dumervil, S.F. (DE)	3.5
42t)	T. Flowers, N.E. (DE)	3.5
42t)	Ioannidis, Was. (DT)	3.5
42t)	Jones, K.C. (DE)	3.5
42t)	Perry, G.B. (LB)	3.5
42t)	Van Noy, N.E. (LB)	3.5
48t)	Barrett, Den. (LB)	3.0
48t)	Barwin, LA-R (LB)	3.0
48t)	Beasley, Atl. (LB)	3.0
48t)	Branch, Mia. (DE)	3.0
48t)	Chickillo, Pit. (LB)	3.0
48t)	Donald, LA-R (DE)	3.0
48t)	Dupree, Pit. (LB)	3.0
48t)	Edwards, Oak. (DE)	3.0
48t)	Hughes, Buf. (DE)	3.0
48t)	Hunter, Min. (DE)	3.0
48t)	Jackson, Jac. (DT)	3.0
48t)	M. Johnson, Cin. (DE)	3.0
48t)	Okafor, N.O. (DE)	3.0
48t)	Philon, LA-C (DE)	3.0
48t)	Reed, Atl. (DE)	3.0
48t)	Simon, Ind. (LB)	3.0
48t)	*Wise, N.E. (DT)	3.0

WEEK 8 / THROUGH MONDAY, OCTOBER 30, 2017

NFL / FUMBLE RECOVERIES

Rank	Player, Team	TotRec	OffRec	DefRec
1t)	McCown, NY-J	5	5	0
1t)	Winston, T.B.	5	5	0
3)	Brissett, Ind.	4	4	0
4t)	Brees, N.O.	3	3	0
4t)	David, T.B.	3	0	3
4t)	Flacco, Bal.	3	3	0
4t)	Glennon, Chi.	3	3	0
4t)	Manning, NY-G	3	3	0
4t)	A. Smith, K.C.	3	3	0
4t)	Wentz, Phi.	3	3	0
4t)	Wilson, Sea.	3	3	0
12t)	Andrews, N.E.	2	2	0
12t)	Apple, NY-G	2	0	2
12t)	Benjamin, LA-C	2	2	0
12t)	Burns, Pit.	2	0	2
12t)	Campanaro, Bal.	2	2	0
12t)	Clowney, Hou.	2	0	2
12t)	Cousins, Was.	2	2	0
12t)	Cowser, Oak.	2	0	2
12t)	Erickson, Cin.	2	2	0
12t)	Havenstein, LA-R	2	2	0
12t)	Hill, K.C.	2	2	0
12t)	Jones, Mia.	2	0	2
12t)	Lawrence, Dal.	2	0	2
12t)	*McKenzie, Den.	2	2	0
12t)	Moore, Bal.	2	2	0
12t)	Newton, Car.	2	2	0
12t)	Palmer, Ariz	2	2	0
12t)	Pierce, Bal.	2	0	2
12t)	Raymond, NY-J-NY-G	2	2	0
12t)	Reed, Was.	2	2	0
12t)	Rollins, G.B.	2	0	2
12t)	*Trubisky, Chi.	2	2	0
12t)	*White, Buf.	2	0	2
12t)	Whitehead, Det.	2	0	2

WEEK 8 / THROUGH MONDAY, OCTOBER 30, 2017

NFL / OFFENSIVE FUMBLE RECOVERIES

Rank	Player, Team	Ret	Yards	Avg	Long	TD
1t)	McCown, NY-J	5	0	0.0	0	0
1t)	Winston, T.B.	5	0	0.0	0	0
3)	Brissett, Ind.	4	0	0.0	0	0
4t)	Brees, N.O.	3	0	0.0	0	0
4t)	Flacco, Bal.	3	0	0.0	0	0
4t)	Glennon, Chi.	3	0	0.0	0	0
4t)	Manning, NY-G	3	0	0.0	0	0
4t)	A. Smith, K.C.	3	0	0.0	0	0
4t)	Wentz, Phi.	3	0	0.0	0	0
4t)	Wilson, Sea.	3	0	0.0	0	0
11t)	Andrews, N.E.	2	0	0.0	0	0
11t)	Benjamin, LA-C	2	0	0.0	0	0
11t)	Campanaro, Bal.	2	0	0.0	0	0
11t)	Cousins, Was.	2	0	0.0	0	0
11t)	Erickson, Cin.	2	0	0.0	0	0
11t)	Havenstein, LA-R	2	0	0.0	0	0
11t)	Hill, K.C.	2	0	0.0	0	0
11t)	*McKenzie, Den.	2	0	0.0	0	0
11t)	Moore, Bal.	2	0	0.0	0t	1
11t)	Newton, Car.	2	0	0.0	0	0
11t)	Palmer, Ariz	2	0	0.0	0	0
11t)	Raymond, NY-J-NY-G	2	0	0.0	0	0
11t)	*Trubisky, Chi.	2	0	0.0	0	0
11t)	Reed, Was.	2	-2	-1.0	0	0

NFL / DEFENSIVE FUMBLE RECOVERIES

Rank	Player, Team	Ret	Yards	Avg	Long	TD
1)	David, T.B.	3	21	7.0	21t	1
2t)	Clowney, Hou.	2	71	35.5	49	1
2t)	*White, Buf.	2	52	26.0	52t	1
2t)	Jones, Mia.	2	38	19.0	38t	1
2t)	Whitehead, Det.	2	5	2.5	5	0
2t)	Apple, NY-G	2	0	0.0	0	0
2t)	Burns, Pit.	2	0	0.0	0	0
2t)	Cowser, Oak.	2	0	0.0	0	0
2t)	Lawrence, Dal.	2	0	0.0	0	0
2t)	Pierce, Bal.	2	0	0.0	0	0
2t)	Rollins, G.B.	2	0	0.0	0	0

Team/Offense Rank (Within League)

	BAL	BUF	CIN	CLE	DEN	HOU	IND	JAX	KC	LAC	MIA	NE	NYJ	OAK	PIT	TEN	ARI	ATL	CAR	CHI	DAL	DET	GB	LAR	MIN	NO	NYG	PHI	SF	SEA	TB	WAS	
	31	25	30	26	15	10	28	12	3	17	32	1	23	20	11	18	TYGds/G	16	5	21	29	8	19	22	9	13	2	27	6	24	7	4	14
	31	25	23	30	20	14	29	9	1	11	32	4	18	15	13	17	TYGds/P	19	2	26	27	8	22	21	6	16	3	24	12	28	10	5	7
	7	8t	30	24	10	3	19	1	12	25	31	15	22t	26	16	8t	RYGds/G	32	11	20	4	2	28	18	6	13	14	27	5	22t	21	29	17
	10	23	30	16	7	8	25	1	3	20	31	21	19	11	26	6	RshAvG	32	4	29	9	2	28	5	13	18	12	22	15	14	27	24	17
	32	29	23	25	18	16	27	28	6	10	30	1	21	15	7	26	PSYd/G	5	9	19	31	17	12	24	13	14	4	20	11	22	3	2	8
	32	22	19	29	24	12	25	15	3	13	31	2	20	16	6	18	PasAvG	17	5	21	28	14	23	27	4	11	1	26	10	30	9	7	8
	24	3	28	32	30	29	15	17	1	13	27	2	19	16	26	20	%HdInt	22	18	31	25	8	5	21	9	4	6	11	10	14	12	23	7
	15	27	30	18	29	31	32	10	21	4	13	17	28	7	3	11	Sac/PP	22	9	19	23	5	25	26	6	2	1	14	20	24	12	8	16
	25	26	28t	18t	14t	2	27	14t	10	18t	28t	1	32	23	12t	24	1D/Gm	17	5t	16	30	5t	22	8t	8t	12t	7	31	4	20	11	3	21
	28	8	26	32	12	25	13	21	10	24	31	3	14	15	18	27	3D Eff	22	11	4	23	5	20	9	1	7	17	29	2	30	6	19	16
	18t	22t	18t	10	28t	4	28t	3	28t	11t	26	7t	5t	21	22t	11t	4D Eff	17	22t	25	11t	9	28t	1	11t	28t	5t	27	2	11t	7t	18t	11t
	3	10	11	24	16	4	30	32	13	9	22	6t	25	29	27t	8	PR Avg	31	15	17	20	1	12	26	5	18	21	2	6t	23	14	27t	
	2	11t	15	4	3	17	6	27	8	30	16	7	26	9	32	24	KR Avg	21	25	18	13	19	31	11t	1	5	23	22	10	28	14	20	29
	13	15	9	7	23	3	19	29	24	4	18	30	10	2	31	1	GpntAv	12	26	11	6	21	28	16	8	32	5	22	14	20	27	25	17
	14	19	16	10	29	9	7	25	22	12	20	28	8	2	30	1	NpntAv	32	18	6	26	11	15	4	3	24	17	31	13	5	21	23	27
	17	15t	26	31	24	1	25	8	3	22	32	7	21	19	20	13	Pts/Gm	27	15t	23	28	5	9	11	2	14	6	30	4	29	10	18	12
	18t	12t	22t	30t	27t	1	6	24t	2t	32	12t	16	24t	18t	10	9	FG%	27t	21	5	30t	8	14	15	2t	2t	18t	26	17	11	7	29	22t

Opponent/Defense Rank (Within League)

	BAL	BUF	CIN	CLE	DEN	HOU	IND	JAX	KC	LAC	MIA	NE	NYJ	OAK	PIT	TEN	ARI	ATL	CAR	CHI	DAL	DET	GB	LAR	MIN	NO	NYG	PHI	SF	SEA	TB	WAS	
	10	22	5	9	1	18	31	6	30	19	7	32	26	25	4	16	TYGds/G	24	11	2	8	13	21	23	15	3	20	27	14	28	17	29	12
	7	20	2	8	1	25	31	4	30	13	14	32	23	28	6	11	TYGds/P	15	10	5	9	12	27	22	18	3	26	24	19	21	16	29	17
	30	3	18	6	2	9	19	32	28	31	8	24	27	22	16	10	RYGds/G	14	11	5	12	15	7	26	25	4	21	23	1	29	20	17	13
	22	4	11	1	2	9	19	32	29	28	10	31	23	17	25	6	RshAvG	7	16	8	14	24	5	21	27	3	30	20	12	15	26	13	18
	5	29	4	18	6	22	31	1	28	8	11	32	20	21	2	19	PSYd/G	23	14	3	10	15	25	16	9	7	17	27	26	24	12	30	13
	7	19	3	24	8	26	32	1	25	9	18	31	22	29	2	16	PasAvG	20	10	6	13	5	28	23	12	4	15	21	14	27	11	30	17
	1	5	20	23	19	7	17	2	12	24	30	21	8	32	14	10	%HdInt	13	31	27	26	28	3	16	4	18	6	29	11	25	9	22	15
	14	29	6	21	12	13	22	1	20	4t	16	24	31	28	4t	30	Sac/PP	26	17	2	9	7	23	25	3	10	11	27	18	19	15	32	8
	7t	22	9	18	1	10	28	4t	32	19	13	30	24t	11	3	26	1D/Gm	20t	20t	2	12	27	14t	24t	4t	6	16	23	7t	31	17	29	14t
	7	19	11	16	1	10	27	13t	18	25	5	20t	20t	28	4	8	3D Eff	31	17	6	15	26	13t	24	12	2	29	22	3	30	9	32	23
	15	17	11t	1t	9	24t	24t	4	19t	7t	11t	18	5	24t	6	22	4D Eff	23	31	14	24t	19t	16	32	21	24t	1t	7t	10	24t	11t	1t	24t
	22	6	24	23	31	29	10	26	13t	19	17	7	16	12	25	9	PR Avg	32	18	8	30	5	13t	3	2	4	27	28	11	1	15	21	20
	5	20	10	1	21	24	2	28	9	31	3	6	19	15	18	32	KR Avg	16	11	8	29	17	13	26	12	22	30	23	14	27	7	25	4
	8	2	13	23	30	29	24	5	4	20	28	16	14	12	3	32	GpntAv	7	27	22	31	17	19	6	1	9	18	10	11	26	21	25	15
	7	3	5	21	22	13	28	24	2	11	31	9	14	23	18	32	NpntAv	27	10	25	30	19t	1	12	6	8	16	17	4	15	29	19t	26
	6	3	9	27	13	29	32	1	19	8	15t	18	22	23	2	26	Pts/Gm	30	15t	5	14	20t	25	20t	11	4	12	17	10	31	7	24	28
	22	29t	28	20	21	26	15t	25	7	12t	2	1	3	11	15t	29t	FG%	29t	23t	15t	27	10	6	15t	4	23t	8t	5	12t	29t	14	15t	8t

EAGLES CARE COMMUNITY MONDAY



EAGLES BRING HALLOWEEN TO CHILDREN'S HOSPITAL OF PHILA MONDAY, OCTOBER 30, 2017

Location: Children's Hospital of Philadelphia

Eagles Participation: DT Beau Allen, LB Nigel Bradham, WR Alshon Jeffery, DE Steven Means, WR Torrey Smith, LB Joe Walker

As one of the nation's top pediatric institutions, Children's Hospital of Philadelphia (CHOP) provides advanced care for children through innovative technology, world-class physicians and groundbreaking research. CHOP, which opens its doors to children faced with pediatric illnesses, fosters a welcoming and nurturing atmosphere for all that pass through.

Knowing that some patients would be unable to leave the hospital for Halloween, the Eagles decided to bring the holiday spirit to CHOP a day early. Eagles players dressed up in their favorite Halloween costumes and spent a fun-filled afternoon with patients

and families. Beau Allen, Nigel Bradham, Alshon Jeffery and Joe Walker handed out treats and took pictures with families in the hospital's atrium, while Steven Means and Torrey Smith went room-to-room to visit patients who were excited to see them in their costumes.

The Eagles have celebrated Halloween at CHOP for the past four years, making it an annual tradition. Earlier in the season, the team and 2017 Eagles Care partner, Ryan's Case for Smiles, made a special visit to CHOP where they handed out Eagles-themed pillowcases to patients and families.



Beau Allen



Alshon Jeffery



Torrey Smith



*During the NFL season, Mondays and Tuesdays are typically non-practice days for the team. Many Eagles players use this opportunity to enhance the quality of life for residents in the Delaware Valley through the **Eagles Care Community Monday** initiative.*

EAGLES CARE COMMUNITY MONDAY



EAGLES HOST BUX-MONT POP WARNER CHALLENGER PROGRAM MONDAY, OCTOBER 24, 2017

Location: NovaCare Complex
Eagles Participation: LB Najee Goode, LB Joe Walker, SWOOP

Established in 2004, the Pop Warner Challenger Program offers a safe and encouraging football environment for youth players with special needs. The program stresses the importance of self-discipline, teamwork, concentration, friendship, leadership and sportsmanship.

In an effort to support the inspirational work conducted by the Bux-Mont Pop Warner League, the Eagles hosted a youth football experience at the NovaCare Complex on Monday. Najee Goode, Joe Walker and mascot SWOOP participated in warm-ups, station drills and a light scrimmage with youth participants.

The Bux-Mont Pop Warner League is a 2017 youth football partner of the Eagles and is the first league in the state of Pennsylvania to organize a Challenger Program.

The philosophy of the Pop Warner Challenger Division is to provide the framework for local Pop Warner programs to offer a structured football program for participants with special needs. The Challenger program is non-competitive and no score is kept. The games are modeled after a typical Pop Warner game with warm-ups, coin toss and the national anthem. For more information, visit www.BuxMontPopWarner.website.siplay.com.



Joe Walker



SWOOP



Najee Goode



*During the NFL season, Mondays and Tuesdays are typically non-practice days for the team. Many Eagles players use this opportunity to enhance the quality of life for residents in the Delaware Valley through the **Eagles Care Community Monday** initiative.*

EAGLES IN THE COMMUNITY



As proud Philadelphians who take their responsibility to the community seriously, the Eagles believe there is no offseason to good citizenship.

Since Jeffrey Lurie became owner in 1994, the Eagles have generously contributed more than \$25 million in charitable giving to organizations and neighborhoods throughout the Greater Philadelphia region. Under Lurie's direct leadership and guidance, the Eagles continue to strengthen and support these organizations through joint effort partnerships, all based on the belief that strong non-profits build strong communities.

The Eagles host a variety of events and campaigns that aim to inspire, motivate and educate. As a professional football team, the Eagles have a unique platform to reach the community and have long-lasting effects.

The team takes great pride in serving the fans, local non-profits and the region at large, because to the Eagles, making the Delaware Valley proud is just as important off the field as it is on it.



Doug Pederson



Brandon Graham

SOARING TO NEW HEIGHTS IN THE DELAWARE VALLEY

Eagles Care

2016 Eagles Care Partners



2015 Eagles Care Partners



Each year, the Eagles cultivate season-long strategic partnerships with local non-profits as a way to help strengthen their core work and increase their positive impact on the community.

2017 Eagles Care Partners



2014 Eagles Care Partners



2013 Eagles Care Partners



Community Mondays



Jordan Hicks

Eagles players use their day off during the season to positively impact the region by visiting local children's hospitals, elementary schools, retirement and environmental centers, food pantries and more.

Huddle Up for Autism



This family-fun day at Lincoln Financial Field sets out to educate, raise awareness and fundraise for CHOP's Center for Autism Research, all while creating a carnival-like atmosphere for families touched by autism.

A Crucial Catch



By creating awareness and raising much-needed funds, the team has contributed more than \$1.4 million to breast cancer research through *A Crucial Catch* campaign. All proceeds support the Sidney Kimmel Cancer Center at Jefferson University.

Playground Build



Alshon Jeffery

The entire Eagles organization teams up with a local elementary school and helps revitalize its playground. What was once a barren school yard transforms into a beautiful new space for play and recreation through this initiative.

Chess Tournament



Caleb Sturgis

Due to the critical and strategic thinking skills that the game of chess develops, the Eagles and After-School Activities Partnership collaborate annually on a day-long chess tournament for children at Lincoln Financial Field.

Youth Football & NFL PLAY 60



Trey Burton

The Eagles are dedicated to supporting safe play and to helping develop a love of the game through youth football in the Greater Philadelphia region. They further this mission by encouraging healthy eating and physical fitness through NFL PLAY 60.

EAGLES CHARITABLE FOUNDATION



Vinny Curry



Jeffrey Lurie



Founded in 1995, Eagles Charitable Foundation (ECF) is a 501(c)(3) public charity committed to improving the health outcomes for youth in the Greater Philadelphia area.

ECF leverages the star power of the Philadelphia Eagles and uses its unique platform to focus on two specific areas of need in the community: **providing vital eye care for underserved youth** and **investing key resources into autism research and services**.

In order to have this monumental impact on the community, public and individual donors are called upon to lend a helping hand. The Eagles, corporations, foundations and kindhearted individuals have all played an integral role in supporting the more than one million children in the tri-state region that ECF has assisted since its inception.



TAKING FLIGHT FOR AUTISM



Since the inaugural Taking Flight for Autism fundraiser in 2016, ECF has contributed approximately **\$1.6 MILLION** to autism support and research programs at Children's Hospital of Philadelphia and the Center for Autism Research.

EAGLES EYE MOBILE

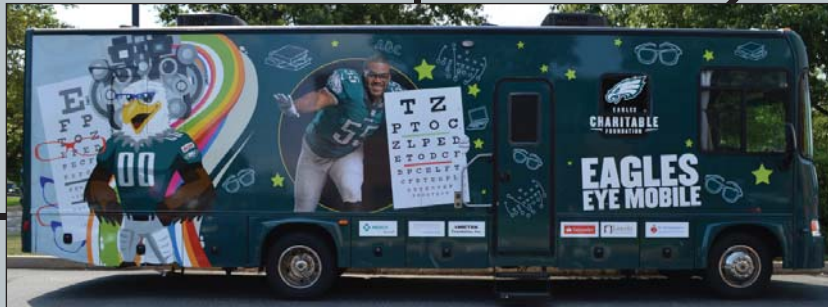


Jermame Mayberry

Travels to a different school each day to make free comprehensive vision care accessible for local youth. Each child receives an eye exam and, if needed, prescription glasses are made on the spot by an optician in the accompanying Eagles Glasses Lab.

82,100+
Number of children provided with vision care (since 1995)

Co-founder & Pro Bowl guard



57,200+
Number of eyeglasses provided (since 1995)

FAN EXPERIENCES



Whether it is in-season or out, the Eagles are always searching for unique ways to create lifelong memories and once-in-a-lifetime experiences for generations of Eagles fans.

The organization works diligently to engage with people of all ages. From adults to the youngest fan, the Eagles offer exclusive events and opportunities on a year-round basis that set out to leave a lasting smile on the face of every single person.

Annual events like Junior Pro Day, Junior Cheer Clinic, Football Festival for Women, Training Camp open practices and the Fantasy Draft Party, among others, have allowed fans to connect with their favorite team, players and franchise legends like never before. Many of these programs have even developed into family traditions for some, bringing together loved ones from all over the country.

The Eagles will continue to use its unique platform as a professional sports team to cater to every fan in the City of Philadelphia and beyond.



Carson Wentz



Spotlight Forum



Training Camp Open Practices



Fantasy Draft Party at Lincoln Financial Field



Junior Pro Day



KIDS CLUB Halloween Party




Junior Cheer Clinic



Football Festival for Women

GO GREEN PROGRAM



Rodney McLeod

The Eagles believe the path to sustainability is a journey, not a destination, which is why they developed their *Go Green* program in 2003 with the opening of Lincoln Financial Field.

What started with a blue recycling bin under each employee's desk has grown into a company-wide sustainability initiative that aims to reduce the organization's overall impact on the environment in a financially-responsible manner.

With the help of partners and fans, the Eagles have been able to develop a multi-year curriculum and action plan that incorporates green energy production, recycling, composting, energy efficiency and reforestation, among other ventures.

The Eagles, who wear the color "green" with pride, view it as their responsibility to be leaders both on and off the football field.

SOLAR & WIND ENERGY

In March 2012, the Eagles and NRG announced a sustainable energy partnership, which made the organization's vision of clean power at Lincoln Financial Field a reality. When the project became fully operational in February 2013, it allowed the Eagles' home in Philadelphia to be among the greenest major sports facilities in the world.

SOLAR & WIND STATISTICS

- Largest solar power system in the NFL
- Produces around four megawatts of energy annually
- Four megawatts equates to roughly 30% of the team's annual energy usage and is about six times the amount of power needed for all of the team's 10 home games each season
- Through the purchase of renewable energy credits, 100% of the team's operations are powered by the sun and wind

WIND TURBINE FACTS

- 14 total
- Height: 15 feet
- Width: 9.8 feet
- Weight: 1,016 pounds



SOLAR PANEL FACTS

- 11,108 total
- 274,848 total square feet
- North Parking Lot: 8,096 panels
- Roof: 1,452 panels
- Solar Wing: 1,380 panels
- 11th Street Pavilion: 180 panels



GO GREEN PARTNERS



SUSTAINABILITY & ENVIRONMENTAL EFFORTS

- Lincoln Financial Field's annual electricity usage has been cut by more than 50% since 2003
- Through the team's energy-from-waste program, the Eagles are able to divert more than 99% of their waste from landfills
- The removal of all waste and recycling products is managed by Waste Masters Solutions, a leading environmental provider
- With the help of The Conservation Fund, the Eagles offset 100% of all team travel through the "Go Zero" program
- The team supports reforestation projects by planting trees in various cities, including the "Eagles Forest" in Bensalem, PA
- In 2013, the Eagles became the second NFL team to receive LEED silver certification by the US Green Building Council
- Cups and flatware are created from bio-plastics which biodegrade in just 45 days
- To conserve energy, lower-wattage light bulbs and automatic sensors/timers have been installed in team buildings
- Corporate offices are stocked with paper made from 100% chlorine-free post-consumer fibers

LINCOLN FINANCIAL FIELD



Home to the Philadelphia Eagles, Lincoln Financial Field is a prime destination for world-class entertainment, providing the highest-quality sports and entertainment experience for fans in a safe, clean and friendly environment.

In addition to 10 Eagles home games each season, Lincoln Financial Field continues to showcase high-profile sporting events and unique experiences year-round.

Since opening in August 2003, Lincoln Financial Field has hosted 28 sold-out concerts, has welcomed some of the world's most distinguished soccer clubs and serves as the home to Temple University football and the historic Army-Navy game. Additionally, the stadium has hosted multiple NCAA Lacrosse Championships, as well as Monster Jam and many other marquee events.

A state-of-the-art facility located in the heart of Philadelphia, Lincoln Financial Field will continue to provide an electrifying atmosphere for the public in its effort to become one of the world's most admired stadiums for sports and entertainment.

BY THE NUMBERS

Broke Ground	May 7, 2001
Opened	August 3, 2003
Revitalized	Feb. '12 - Aug. '14
Capacity	69,596
Executive Suites	172
Concessions	62
HD Televisions	1,185
Wi-Fi Connections	45,000
North End Zone HD Video Board	5,184 square feet
South End Zone HD Video Board	4,320 square feet
Concerts	28
Soccer Matches	20
Home Record (Regular Season + Playoffs)	68-51 (.571)
Twitter	@LFFStadium



**Former Vice President
Joe Biden**


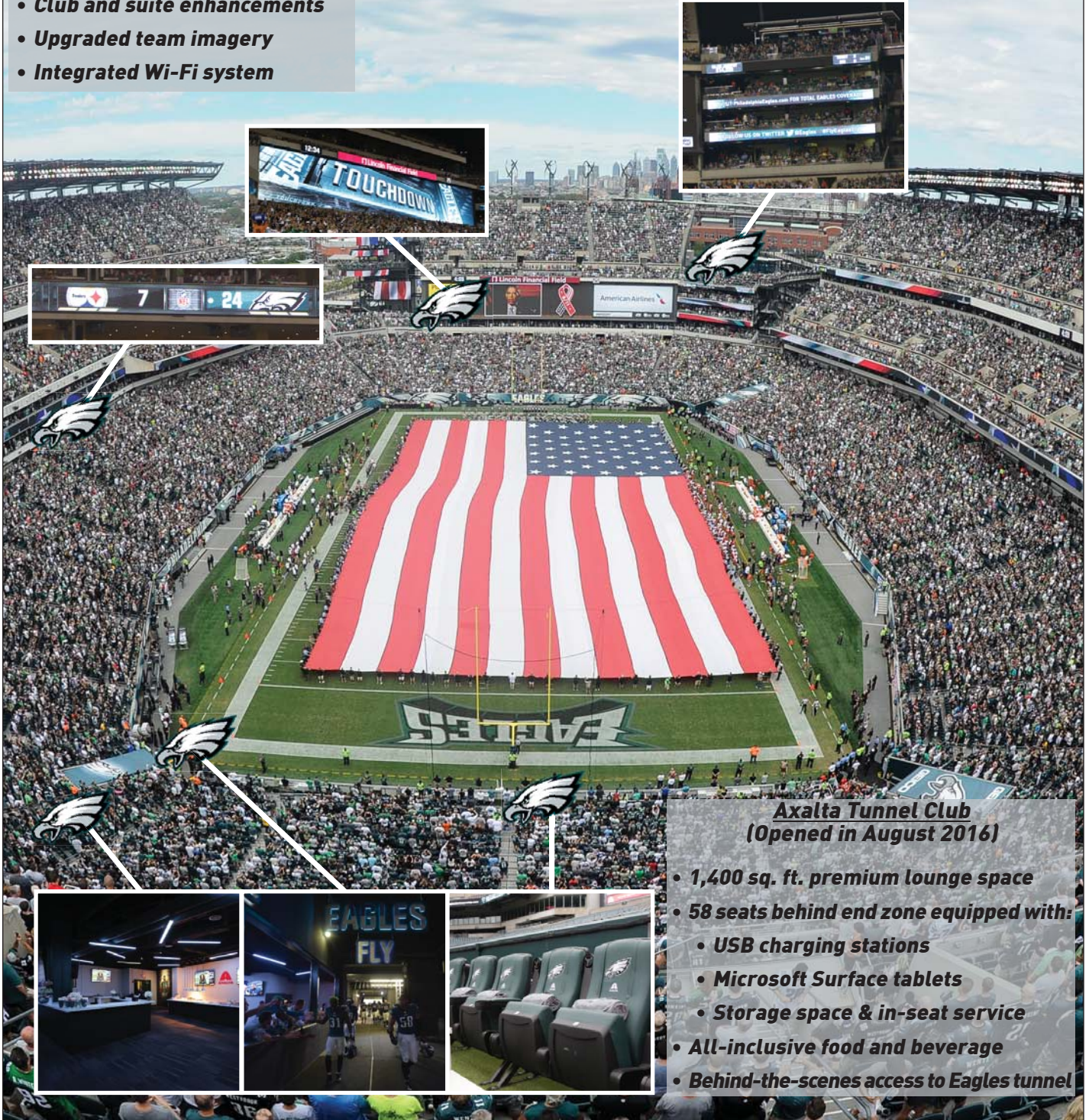


LINCOLN FINANCIAL FIELD




\$125M Stadium Revitalization (Feb. 2012 to Aug. 2014)

- ***Two video boards (9,504 sq. ft.)***
- ***360° LED ribbon-board displays***
- ***Two upper concourse bridges***
- ***1,626 additional seats***
- ***1,185 brand-new HD TVs***
- ***Club and suite enhancements***
- ***Upgraded team imagery***
- ***Integrated Wi-Fi system***



Axalta Tunnel Club (Opened in August 2016)

- ***1,400 sq. ft. premium lounge space***
- ***58 seats behind end zone equipped with:***
 - ***USB charging stations***
 - ***Microsoft Surface tablets***
 - ***Storage space & in-seat service***
- ***All-inclusive food and beverage***
- ***Behind-the-scenes access to Eagles tunnel***





HOME TO THE PHILADELPHIA EAGLES



WORLD TOURS & CONCERTS

- June 18, 2017: U2
- May 12, 2017: Metallica
- September 29, 2016: Beyoncé
- August 6, 2016: Coldplay
- July 14, 2016: Guns N' Roses
- June 25, 2016: Kenny Chesney
- June 5, 2016: Beyoncé
- September 1, 2015: One Direction
- August 30, 2015: Kevin Hart
- July 11, 2015: Kenny Chesney
- June 13, 2015: Taylor Swift
- June 12, 2015: Taylor Swift
- August 15, 2014: Luke Bryan
- August 14, 2014: One Direction
- August 13, 2014: One Direction
- July 20, 2013: Taylor Swift
- July 19, 2013: Taylor Swift
- June 8, 2013: Kenny Chesney
- June 16, 2012: Kenny Chesney
- August 6, 2011: Taylor Swift
- July 14, 2011: U2
- June 18, 2011: Kenny Chesney
- June 27, 2009: Kenny Chesney
- July 19, 2008: Kenny Chesney
- June 23, 2007: Kenny Chesney
- August 11, 2003: Bruce Springsteen
- August 9, 2003: Bruce Springsteen
- August 8, 2003: Bruce Springsteen



THE ARMY-NAVY GAME



ARMY-NAVY HISTORY (LFF)

- December 12, 2015: Navy, 21-17
- December 14, 2013: Navy, 34-7
- December 8, 2012: Navy, 17-13
- December 11, 2010: Navy, 31-17
- December 12, 2009: Navy, 17-3
- December 6, 2008: Navy, 34-0
- December 2, 2006: Navy, 26-14
- December 3, 2005: Navy, 42-23
- December 4, 2004: Navy, 42-13
- December 6, 2003: Navy, 34-6





NATIONAL & INTERNATIONAL SOCCER MATCHES



- July 19, 2017: USA vs. El Salvador (Gold Cup)
- June 14, 2016: Costa Rica vs. Panama (Gold Cup)
- June 11, 2016: Chile vs. Panama (Copa America)
- June 9, 2016: USA vs. Paraguay (Copa America)
- June 9, 2016: Uruguay vs. Venezuela (Copa America)
- July 26, 2015: CONCACAF Gold Cup Final
Mexico vs. Jamaica
- August 2, 2014: A.S. Roma vs. Inter Milan
- August 11, 2012: Real Madrid vs. Celtic
- August 10, 2011: USA vs. Mexico (men)
- July 23, 2011: Philadelphia Union vs. Real Madrid
- May 29, 2010: USA vs. Turkey (men)
- May 15, 2010: Philadelphia Union vs. FC Dallas
- April 10, 2010: Philadelphia Union vs. DC United
- September 13, 2008: USA vs. Ireland (women)
- November 6, 2004: USA vs. Denmark (women)
- August 2, 2004: A.C. Milan vs. Chelsea
- July 28, 2004: Manchester United vs. Glasgow Celtic
- September 25, 2003: Women's World Cup
- September 20, 2003: Women's World Cup
- August 3, 2003: Manchester United vs. FC Barcelona



STADIUM ENTERTAINMENT & FAN ENGAGEMENT



PAVING THE ROAD TO VICTORY!

In May 2016, the "Eagles FanWalk" was constructed outside of the Northeast entrance gate at Lincoln Financial Field. This honorary walkway, which showcases the passion that fans have for the Eagles and their families, features more than 3,800 personally engraved pavers that line the way for guests entering the stadium. The "Eagles FanWalk" ensures that each member engraved across the pathway will have a special place in Eagles history.



Darien Street Mural

