

KONICA MINOLTA

**LOS ANGELES RAMS - NEW YORK GIANTS**  
**SUNDAY, NOVEMBER 5, 2017**  
**10:00 A.M. PST/1:00 P.M. EST**  
**METLIFE STADIUM,**  
**EAST RUTHERFORD, NEW JERSEY**





# LOS ANGELES SEEKS THIRD STRAIGHT WIN AS IT TRAVELS TO THE NEW YORK GIANTS



## 2017 SCHEDULE

| REGULAR SEASON (5-2) |                                |            |          |
|----------------------|--------------------------------|------------|----------|
| Sept. 10             | Indianapolis Colts             | 1:05 p.m.  | W, 46-9  |
| Sept. 17             | Washington Redskins            | 1:25 p.m.  | L, 27-20 |
| Sept. 21             | at San Francisco 49ers (Thur.) | 5:25 p.m.  | W, 41-39 |
| Oct. 1               | at Dallas Cowboys              | 10:00 a.m. | W, 35-30 |
| Oct. 8               | Seattle Seahawks               | 1:05 p.m.  | L, 16-10 |
| Oct. 15              | at Jacksonville Jaguars        | 1:05 p.m.  | W, 27-17 |
| Oct. 22              | Arizona Cardinals (London)     | 10:00 a.m. | W, 33-0  |
| BYE WEEK             |                                |            |          |
| Nov. 5               | at New York Giants             | 10:00 a.m. | FOX      |
| Nov. 12              | Houston Texans                 | 1:05 p.m.  | CBS      |
| Nov. 19              | at Minnesota Vikings           | 10:00 a.m. | FOX      |
| Nov. 26              | New Orleans Saints             | 1:05 p.m.  | FOX      |
| Dec. 3               | at Arizona Cardinals           | 1:25 p.m.  | FOX      |
| Dec. 10              | Philadelphia Eagles            | 1:25 p.m.  | FOX      |
| Dec. 17              | at Seattle Seahawks            | 1:05 p.m.  | FOX      |
| Dec. 24              | at Tennessee Titans            | 10:00 a.m. | FOX      |
| Dec. 31              | San Francisco 49ers            | 1:25 p.m.  | FOX      |

*(All times listed are PST)*  
 For information about tickets, please visit [www.therams.com/tickets](http://www.therams.com/tickets)

## RAMS COMMUNICATIONS

**Visit the Rams Media Information Portal**  
 For weekly releases, media guide, access to the Rams media credential system, and other pertinent media information at [www.TheRams.com/MediaInfo](http://www.TheRams.com/MediaInfo)

**MEET OUR STAFF**



**ARTIS TWYMAN**  
 ATwyman@Rams.NFL.com

**JULIA FARON**  
 JFaron@Rams.NFL.com

**TIFFANY WHITE**  
 TWhite@Rams.NFL.com

**TRAVIS LANGER**  
 TLanger@Rams.NFL.com


**JOANNA HUNTER**  
 JHunter@Rams.NFL.com

## 2017 NFC WEST STANDINGS

| Team          | W | L | T | Pct. | PF  | PA  | Conf. | Div. |
|---------------|---|---|---|------|-----|-----|-------|------|
| Seattle       | 5 | 2 | 0 | .714 | 175 | 132 | 3-1   | 2-0  |
| Los Angeles   | 5 | 2 | 0 | .714 | 212 | 138 | 3-2   | 2-1  |
| Arizona       | 3 | 4 | 0 | .429 | 119 | 191 | 2-4   | 1-1  |
| San Francisco | 0 | 8 | 0 | .000 | 133 | 219 | 0-7   | 0-3  |

## RAMS LOOK TO REMAIN ATOP NFC WEST



QB Jared Goff and C John Sullivan

The Los Angeles Rams (5-2) travel back to the East Coast following their bye week to face the New York Giants (1-6) in a Week 9 contest.

The Rams hold a 25-16 advantage over the Giants in the regular season series, but New York has won the last seven games against the Rams dating back to the 2002 season.

In the team's first three road games of the season, QB Jared Goff has thrown six touchdown passes without throwing a single interception. Goff has completed 54-of-85 passing attempts for 671 yards with a 111.4 QB rating on the road.

Prior to L.A.'s bye, the team embarked on an 11-day road trip to Jacksonville and London. The team was able to earn two victories and averaged 30 points per game, while holding opponents to an average of 8.5 points per contest.

RB Todd Gurley II posted back-to-back 100-plus yard rushing games for the second time this season, he has amassed over 100 yards on the ground in four of the team's last five games. Gurley is tied for the league lead in touchdowns with eight total touchdowns including five rushing and three receiving.

The Rams defense forced its first shutout of the 2017 season and held the Cardinals to less than 200 yards of offense, the last time they held a team under 200 yards was against San Francisco (11/1/15). The Cardinals game marked the third game of the 2017 season that the Rams have held an opponent under 250 yards.

## RAMS BROADCAST INFORMATION

**TELEVISION:** FOX Sports  
 Play-By-Play: Kenny Albert  
 Color Analyst: Ronde Barber  
 Sideline Reporter: Kristina Pink

**ENGLISH RADIO:** ESPN 710 AM, 100.3, The Sound FM  
 Play-By-Play: J.B. Long  
 Color Analyst: Maurice Jones-Drew  
 Sideline Reporter: D'Marco Farr

**SPANISH RADIO:** ESPN Deportes, 1330 AM  
 Play-By-Play: Troy Santiago  
 Color Analyst: Ricardo Lopez

## RAMdom FACT

Against the Cardinals, the Rams converted 13-of-19 (68 percent) of their third down attempts. On the season, L.A. has converted 48-of-98 (49.0 percent) third down attempts, the best average in the league through Week 8.

# RAMS - GIANTS WEEK 9

## RAMS PERFORMANCES AGAINST THE GIANTS

|                   |      |                  |                 |                     |               |
|-------------------|------|------------------|-----------------|---------------------|---------------|
| OLB Connor Barwin | 8 GP | 19 total tackles | 14 solo tackles | 4.0 sacks           | 22 yards lost |
| OLB Robert Quinn  | 3 GP | 7 total tackles  | 7 solo tackles  | 1.0 sacks           | 8 yards lost  |
| LB Mark Barron    | 3 GP | 19 total tackles | 13 solo tackles | 1.5 stuffs          | 3 PDs         |
| K Greg Zuerlein   | 2 GP | 3 FGA            | 3 FGM           | 4 XPA               | 4 XPM         |
| WR Tavon Austin   | 2 GP | 11 receptions    | 72 yards        | 6.5 yards/reception | 1 touchdown   |

## RAMS-GIANTS CONNECTIONS

### Coaching Connections:

- Rams Head Coach **Sean McVay** (2008), Assistant Head Coach/Linebackers **Joe Barry** (2006 & 2009), Safeties Coach **Ejiro Evero** (2007-09), Offensive Line Coach **Aaron Kromer** (2005-07), Quarterbacks Coach **Greg Olson** (2008-11) and Wide Receiver Coach **Eric Yarber** (2011) were all the Tampa Bay Buccaneers staff with Giants Assistant Special Teams Coordinator **Dwayne Stukes** (2006-11).
- Rams Defensive Line Coach **Bill Johnson** coached under Giants Defensive Coordinator **Steve Spagnuolo** with New Orleans in 2012 when Spagnuolo was the defensive coordinator under Saints Head Coach Sean Payton. Rams Offensive Line Coach **Aaron Kromer** was also on that Saints staff in 2012.
- Rams Wide Receivers Coach **Eric Yarber** and Assistant to the Head Coach **Bill Naves** were on the same San Francisco 49ers staff as Giants Wide Receivers Coach **Adam Henry** in 2015. Naves and Rams Safeties Coach **Ejiro Evero** were on the same 49ers staff as Giants Offensive Line Coach **Mike Solari** from 2011-12.
- Rams Assistant Offensive Line Coach **Andy Dickerson** and Giants Assistant Strength and Conditioning Coach **Markus Paul** were on the same New England Patriots staff in 2004 and the same New York Jets staff in 2006.
- Rams Running Back Coach **Skip Peete** and Giants Assistant Special Teams Coach **Dwayne Stukes** were on the same Dallas staff in 2012 and the same Chicago Bears staff from 2013-14. Rams Offensive Line Coach **Aaron Kromer** was also on the Bears staff from 2013-14.
- Giants Defensive Coordinator **Steve Spagnuolo** (2009-11), Quarterbacks Coach **Frank Cignetti Jr.** (2012-14) and Cornerbacks Coach **Tim Walton** (2013) were on all the same St. Louis Rams staff as **Andy Sugarman** (Rams Operations, 2009-15).
- Rams Head of Strength and Conditioning **Ted Rath** was on the same Detroit Lions staff as Giants Cornerbacks Coach **Tim Walton** from 2009-12.
- Rams Running Back Coach **Skip Peete** and Giants Defensive Coordinator **Steve Spagnuolo** coached together at Rutgers in 1995.
- Rams Tight Ends Coach **Shane Waldron** and Giants Defensive Line Coach **Patrick Graham** were both graduate assistants at Notre Dame in 2007.
- Rams Secondary Coach **Aubrey Pleasant** and Giants Head of Strength and Conditioning **Aaron Wellman** were on the same staff at the University of Michigan from 2012-14.

### Former Rams:

- Giants Defensive Coordinator **Steve Spagnuolo** was the Rams head coach from 2009-11.
- Giants Quarterbacks Coach **Frank Cignetti Jr.** was the Rams quarterbacks coach from 2012-14 and their offensive coordinator in 2015.
- Giants Secondary Coach **Tim Walton** was the Rams defensive coordinator in 2013.
- Giants CB **Janoris Jenkins** was drafted by the Rams and was a member of the team from 2012-15.

### Former Giants:

- Rams Special Teams Coordinator **John Fassel** assisted his father, Jim Fassel who was the head coach of the Giants from 1997-03.
- Rams Director/Pro Personnel **Ray Agnew** played DT for the Giants from 1995-97.

### New York/New Jersey Connections:

- Rams Assistant Strength and Conditioning Coach **Edward Grayer** played football at Montclair State and worked at the Parisi Speed School located in Fair Lawn, N.J. Grayer was also a member of the Rutgers coaching staff as the director of speed development from 2012-15 and was in their player development department from 2008-09.
- Rams Director/Draft Management **J.W. Jordan** is a native of Brooklyn, N.Y.
- Rams Head Team Dietitian **Joey Blake** is originally from Long Island.

### College Connections:

- Rams WR **Tavon Austin** was one of Giants QB **Geno Smith's** favorite targets at West Virginia from 2009-12.
- Rams LB **Mark Barron** and Giants G **D.J. Fluker** were teammates at Alabama from 2010-11. They were both members of the 2010 National Championship team.
- Rams CB **Kayvon Webster** and Giants DE **Jason Pierre-Paul** were teammates at South Florida in 2009.
- Rams DT **Michael Brockers** and Giants P **Brad Wing** were on the same LSU squad from 2010-11. Giants Assistant Offensive Line Coach **Lunda Wells** was head coach Les Miles' assistant from 2010-11.
- Rams WR **Robert Woods** and CB **Nickel Robey-Coleman** were teammates at USC with Giants LB **Devon Kennard** and TE **Rhett Ellison** from 2010-11. Giants T **Chad Wheeler** helped block for Rams RB **Justin Davis** at USC from 2013-16.
- Rams WR **Pharoh Cooper** and Giants TE **Jerrell Adams** were both major parts of the South Carolina passing attack from 2013-15.
- Rams S **Lamarcus Joyner** and Giants T **Bobby Hart** were teammates at Florida State from 2011-2013. Giants Performance Manager **Joe Danos** was a member of the Seminoles strength and conditioning staff from 2010-12.
- Rams QB **Brandon Allen** and Giants DT **Robert Thomas** were teammates at Arkansas from 2012-13.
- Rams DT **Tanzel Smart** and Giants RB **Orleans Darkwa** were teammates at Tulane in 2013.
- Rams Cornerbacks Coach **Aubrey Pleasant** and Giants LB **Jonathan Casillas** were college teammates at Wisconsin

## LAST TIME AGAINST THE GIANTS

The 2017 contest between the Rams and Giants features 14 new projected starters, including seven on offense and seven on defense, 13 of the 22 starters from a season ago are no longer on the roster from the teams' Week 7 International Series contest a year ago, which the Rams dropped by a score of 17-10.



WR Tavon Austin

WR Tavon Austin, one-of-eight projected returning starters, scored L.A.'s lone touchdown by way of a 10 yard pass from QB Case Keenum in the first quarter of the game. K Greg Zuerlein booted a 36-yard field goal in the first quarter before the Giants defense tightened down and prevented the Rams from scoring again.

The Rams threw the ball 53 times with 32 completions in the contest. Austin was targeted 15 times, recording 10 receptions for 57 yards and a touchdown.

RB Todd Gurley II rushed 15 times covering 57 yards on the ground.

S Lamarcus Joyner forced the Rams lone turnover in the contest, and CB E.J. Gaines recovered the fumble.

The Giants used a 4th quarter touchdown from Rashad Jennings to earn the 17-10 victory.

## WHAT TO WATCH FOR

- Through his first 36 NFL games, RB **Todd Gurley II** has rushed for 2,618 yards, he is 502 yards away from passing former RB **Cullen Bryant** (3,119 rushing yards) for 10th in franchise history.
- As of Week 8, K Greg Zuerlein has scored 84 points this season, he is 45 points away from passing former RB **Marshall Faulk** (128 points scored in 2001) for the fifth-highest scoring output in a single season.
- With his first sack of the 2017 season, OLB **Robert Quinn** posted his 55th career sack, passing former DE **Chris Long** (54.5) for fourth in the franchise's all-time sack leaders category. Quinn recorded 0.5 sack in Week 2 against the Redskins and a sack against the Seahawks in Week 5 bringing his career total to 56.5. He needs six sacks to tie Kevin Carter (62.5) for third in franchise history. [**Leonard Little** holds the franchise record with 87.5 career sacks.]
- Rams K **Greg Zuerlein** passed former RB **Marshall Faulk** (524) as the fifth-leading scorer in Rams' history in a record-breaking contest at Dallas in Week 4. Zuerlein now has 563 career points, trailing former K Bruce Gossett (571) by 8 points. Former K **Jeff Wilkins** holds the Rams all-time scoring record with 1,223 points.





# RAMS - GIANTS WEEK 9

## TALE OF THE TAPE

| Rams              | 2017 Statistics                   | Giants           |
|-------------------|-----------------------------------|------------------|
| (NFL Rank)        |                                   | (NFL Rank)       |
| 30.3 (2)          | <b>Points Per Game</b>            | 16.0 (30)        |
| 369.1 (9)         | <b>Total Offense</b>              | 296.4 (27)       |
| 127.6 (6)         | <b>Rush Offense</b>               | 83.3 (27)        |
| 241.6 (13)        | <b>Pass Offense</b>               | 213.1 (20)       |
| 30:35 (t13)       | <b>Time Of Possession Average</b> | 27:35 (29)       |
| 19.7 (11)         | <b>Opponent Points Per Game</b>   | 22.3 (17)        |
| 328.1 (15)        | <b>Total Defense</b>              | 379.4 (27)       |
| 123.1 (25)        | <b>Rush Defense</b>               | 120.7 (23)       |
| 205.0 (9)         | <b>Pass Defense</b>               | 258.7 (27)       |
| 23.0/134 (t7)     | <b>Sacks Made/Yards</b>           | 13.0/73 (t24)    |
| 9 (t5)            | <b>Interceptions</b>              | 3 (t27)          |
| 0 (t15)           | <b>Turnover Differential</b>      | 0 (t15)          |
| 5.6 (26)          | <b>Punt Return Average</b>        | 6.8 (21)         |
| 29.8 (1)          | <b>Kickoff Return Average</b>     | 20.5 (22)        |
| 14 (t10)          | <b>Punts Inside the 20</b>        | 8 (31)           |
| 95.5 (21/22) (t2) | <b>Field Goal Percentage</b>      | 70.0 (7/10) (26) |

## BY THE NUMBERS

**0**

Rams QB Jared Goff has thrown **0** interceptions on the road this season. Goff has completed 54-of-85 passing attempts for 671 yards with a 111.4 QB rating on the road.

**3.0**

On 11/12/14, Rams OLB Connor Barwin then with the Eagles picked up **3.0** sacks against the Giants. Barwin, Greg Hardy, Demarcus Ware and Detroit's Ziggy Ansah are the only players to ever sack Eli Manning 3.0-plus times in a single game.

**34.3**

L.A. is averaging **34.3** points per road game through Week 8 of the 2017 season. The Rams scored 41 points at San Francisco, 35 points at Dallas and 27 points at Jacksonville.

**95.5**

Rams K Greg Zuerlein has a field goal percentage of **95.5**. That is tied for the best mark in the NFL among kickers with a minimum of 15 attempts.

## RAMS 2017 SEASON LEADERS

|  |                              |                                |                                    |                                |                          |
|--|------------------------------|--------------------------------|------------------------------------|--------------------------------|--------------------------|
| <b>Passing</b><br>Jared Goff   | <b>Comp/Att.</b><br>133/222  | <b>Yards</b><br>1,719          | <b>TDs</b><br>9                    | <b>INTs</b><br>4               | <b>Rtg.</b><br>90.3      |
| <b>Rushing</b><br>Todd Gurley II   | <b>Att.</b><br>145           | <b>Yards</b><br>627            | <b>Avg.</b><br>4.3                 | <b>Long</b><br>29              | <b>TDs</b><br>5          |
| <b>Receptions</b><br>Robert Woods<br>Todd Gurley II                              | <b>Rec.</b><br>27<br>27      | <b>Yards</b><br>381<br>293     | <b>Avg.</b><br>14.1<br>10.9        | <b>Long</b><br>31<br>53t       | <b>TDs</b><br>0<br>3     |
| <b>Receiving Yards</b><br>Robert Woods   | <b>Yards</b><br>381          | <b>Rec.</b><br>27              | <b>Avg.</b><br>14.1                | <b>Long</b><br>31              | <b>TDs</b><br>0          |
| <b>Tackles</b><br>Mark Barron  | <b>Total</b><br>66           | <b>Solo</b><br>51              | <b>Asst.</b><br>15                 |                                |                          |
| <b>Sacks</b><br>Matt Longacre  | <b>No.</b><br>4.0            | <b>Yards</b><br>19             |                                    |                                |                          |
| <b>Interceptions</b><br>Mark Barron<br>Lamaricus Joyner<br>Nickell Robey-Coleman | <b>No.</b><br>2<br>2<br>2    | <b>Yards</b><br>14<br>58<br>56 | <b>Avg.</b><br>7.0<br>29.0<br>28.0 | <b>Long</b><br>10<br>29t<br>31 | <b>TD</b><br>0<br>1<br>0 |
| <b>Punting</b><br>Johnny Hekker  | <b>No./Yards</b><br>25/1,198 | <b>Avg.</b><br>47.9            | <b>Net Avg.</b><br>45.5            | <b>In20</b><br>14              | <b>Long</b><br>67        |
| <b>Kicking</b><br>Greg Zuerlein  | <b>FGM</b><br>21             | <b>FGA</b><br>22               | <b>FG Pct.</b><br>95.5%            | <b>Long</b><br>56              | <b>Points</b><br>84      |
| <b>Punt Returns</b><br>Pharoh Cooper   | <b>Ret/FC</b><br>6/1         | <b>Yards</b><br>47             | <b>Avg.</b><br>7.8                 | <b>Long</b><br>20              | <b>TDs</b><br>0          |
| <b>Kickoff Returns</b><br>Pharoh Cooper  | <b>Ret.</b><br>16            | <b>Yards</b><br>494            | <b>Avg.</b><br>30.9                | <b>Long</b><br>103t            | <b>TDs</b><br>1          |

## GIANTS 2017 SEASON LEADERS

|  |                              |                               |                                    |                               |                          |
|--|------------------------------|-------------------------------|------------------------------------|-------------------------------|--------------------------|
| <b>Passing</b><br>Eli Manning  | <b>Comp/Att.</b><br>167/260  | <b>Yards</b><br>1,600         | <b>TDs</b><br>10                   | <b>INTs</b><br>5              | <b>Rtg.</b><br>86.1      |
| <b>Rushing</b><br>Orleans Darkwa   | <b>Att.</b><br>51            | <b>Yards</b><br>274           | <b>Avg.</b><br>5.4                 | <b>Long</b><br>47             | <b>TDs</b><br>1          |
| <b>Receptions</b><br>Evan Engram   | <b>Rec.</b><br>30            | <b>Yards</b><br>342           | <b>Avg.</b><br>11.4                | <b>Long</b><br>31             | <b>TDs</b><br>3          |
| <b>Receiving Yards</b><br>Evan Engram  | <b>Yards</b><br>342          | <b>Rec.</b><br>30             | <b>Avg.</b><br>11.4                | <b>Long</b><br>31             | <b>TDs</b><br>3          |
| <b>Tackles</b><br>B.J. Goodson   | <b>Total</b><br>42           | <b>Solo</b><br>32             | <b>Asst.</b><br>10                 |                               |                          |
| <b>Sacks</b><br>Jason Pierre-Paul  | <b>No.</b><br>4.5            | <b>Yards</b><br>24.5          |                                    |                               |                          |
| <b>Interceptions</b><br>Janoris Jenkins<br>London Collins<br>Darian Thompson | <b>No.</b><br>1<br>1<br>1    | <b>Yards</b><br>43<br>21<br>0 | <b>Avg.</b><br>43.0<br>21.0<br>0.0 | <b>Long</b><br>43t<br>21<br>0 | <b>TD</b><br>1<br>0<br>0 |
| <b>Punting</b><br>Brad Wing  | <b>No./Yards</b><br>41/1,823 | <b>Avg.</b><br>44.5           | <b>Net Avg.</b><br>37.2            | <b>In20</b><br>8              | <b>Long</b><br>62        |
| <b>Kicking</b><br>Aldrick Rosas  | <b>FGM</b><br>7              | <b>FGA</b><br>10              | <b>FG Pct.</b><br>70.0%            | <b>Long</b><br>51             | <b>Points</b><br>32      |
| <b>Punt Returns</b><br>Dwayne Harris   | <b>Ret/FC</b><br>7/9         | <b>Yards</b><br>48            | <b>Avg.</b><br>6.9                 | <b>Long</b><br>17             | <b>TDs</b><br>0          |
| <b>Kickoff Returns</b><br>Dwayne Harris                                      | <b>Ret.</b><br>9             | <b>Yards</b><br>188           | <b>Avg.</b><br>20.9                | <b>Long</b><br>30             | <b>TDs</b><br>0          |

## RAMS - GIANTS SERIES HISTORY

|   |                           |
|---|---------------------------|
| <b>Regular Season Record vs. Giants</b> ..... | Rams, 25-16               |
| <b>Series points</b> .....                    | Rams - 937, Giants - 781  |
| <b>Last regular season game</b> .....         | Giants, 17-10, 10/23/2016 |
| <b>Rams largest winning margin</b> .....      | 41, 55-14, 11/13/1966     |
| <b>Giants largest winning margin</b> .....    | 35, 49-14, 11/16/1941     |
| <b>Current series streak</b> .....            | Giants - Seven Games      |
| <b>Rams longest win streak</b> .....          | Six Games, Twice          |
| <b>Giants longest win streak</b> .....        | Seven Games, 2002-Present |
| <b>Most points, Rams</b> .....                | 55, 55-14, 11/13/1966     |
| <b>Most points, Giants</b> .....              | 49, 49-14, 11/16/1941     |
| <b>Most points, both teams</b> .....          | 89 - W, 52-37, 11/14/1948 |
| <b>Fewest points, Rams</b> .....              | 0 - 28-0, 11/13/1938      |
| <b>Fewest points, Giants</b> .....            | 0 - 13-0, 11/10/1940      |
| <b>Fewest points, both teams</b> .....        | 13 - L, 13-0, 11/10/1940  |

## NERDS' NEST NOTES

Each week the Los Angeles Rams Analytics Department, also known as the 'Nerd's Nest', will provide an interesting, in-depth statistic.

QB Jared Goff has improved his QB rating 26.7 points from his rookie season through the first half of the 2017 season. Below is a look the most improved QBs from their rookie year through Week 8 of their second season.

| Player          | QB Improvements |             |             |
|-----------------|-----------------|-------------|-------------|
|                 | Rookie QBR      | 2nd Yr. QBR | QBR Improv. |
| 1. Derek Carr   | 76.6            | 105.7       | 29.1        |
| 2. Jeff Garcia  | 77.9            | 106.0       | 28.1        |
| 3. Josh Freeman | 59.8            | 87.1        | 27.3        |
| 4. Jared Goff   | 63.6            | 90.3        | 26.7        |
| 5. Dan Marino   | 96.0            | 120.9       | 24.9        |





# COACHES' CORNER



On January 12, 2017, Los Angeles Rams Owner/Chairman E. Stanley Kroenke named Sean McVay the 23rd full-time head coach in franchise history. McVay became the youngest coach in modern NFL history.

McVay completed his third season as the Redskins' offensive coordinator in 2016 after initially being promoted to the position on January 15, 2014. Prior to his promotion during the 2014 offseason, McVay spent three seasons as the team's tight ends coach and one as an offensive assistant.

The 2016 Redskins' offensive unit broke many franchise records and ranked in the top three in a number of statistical categories. The Washington offense became the first unit in franchise history to average over 400 yards per game (403.4) and notched

a franchise record 6,545 total net yards.

Quarterback Kirk Cousins finished the year with single-season team records in completions (406) and passing yards (4,917) and matched his team record for 300-yard passing games (seven). His 4,917 passing yards ranked third in the NFL in 2016 and are the 15th-most in a season in NFL history. Cousins closed out the season ranked second in the NFL in passing yards per game (297.4), passing yards per play (7.84) and yards per play (6.4), in addition to being the league's third ranked offensive team, averaging 403.4 yards per game.

From 2015-16, Cousins threw for 9,083 yards, the fourth highest output by a quarterback trailing only Drew Brees (10,078), Matt Ryan (9,535) and Philip Rivers (9,178).

The Redskins offense had eight players finish the season with at least 500 yards from scrimmage (DeSean Jackson, Pierre Garcon, Jamison Crowder, Rob Kelley, Chris Thompson, Jordan Reed, Vernon Davis and Matt Jones), tying the 2011 New Orleans Saints for the most in a single season in NFL history.

McVay's group posted a breakout campaign in his second year as offensive coordinator in 2015, including record-setting performances by quarterback Kirk Cousins and tight end Jordan Reed. McVay's scheme and tutelage helped Cousins break Redskins records for attempts (543), completions (379), passing yards (4,166) and 300-yard passing games (seven) in a single season. Reed has been a direct beneficiary of McVay's work, spending 2013 as a member of his unit during McVay's time as tight ends coach and being a focal point of the offense in 2015, as Reed recorded 87 receptions for 952 yards (both team records for a tight end) with 11 receiving touchdowns (one shy of the team record) in 2015.

Collectively, McVay's 2015 offense recorded top-10 rankings in third down percentage (43.5, fifth in the NFL), red zone scoring percentage (61.2, eighth), yards per play (5.6, 10th) and points per game (24.3, 10th). The Redskins also led the NFL with a team-record 69.5 completion percentage in 2015, leading the league in the category for the 11th time in team history and the first time since 1970.

In his first season as offensive coordinator in 2014, McVay helped the offense to a Top 10 league ranking in yards per play (5.7) despite starting three different quarterbacks. His work with the three passers was instrumental in setting a team record for completion percentage (66.5 percent, later broken in 2015) and helping facilitate the explosive debut season of wide receiver DeSean Jackson. Jackson averaged a league-best 20.9 yards per reception and became only the fourth player in team history to lead the NFL in that category.

In 2013, McVay played a crucial role in Reed's development, as the then-rookie compiled 45 receptions for 499 yards – both Redskins' single-season rookie tight end records – despite Reed playing in only nine games. Under McVay's tutelage, Reed joined Chris Cooley (2004) as the only Redskins tight ends named to the PFWA All-Rookie Team. In addition, McVay helped tight end Logan Paulsen from an undrafted free agent into a 30-game starter from 2010-13, with Paulsen increasing his reception total each season.

During Washington's NFC East championship season in 2012, McVay's unit was productive despite losing starting tight end Fred Davis to a torn Achilles tendon in Week 7. Davis had led the team in both receptions (24) and receiving yards (325) through seven games before being placed on the Reserve/Injured list. McVay guided a unit that provided reliable receiving options on top of contributing significantly as blockers to the Redskins' league-leading 2,709 rushing yards.

In 2011, McVay played an integral role in Davis' emergence, as the then fourth-year tight end surpassed his previous career highs despite playing in only 12 games. Davis caught 59 passes for 796 yards, the second-highest total on the team in both categories. Before missing the final four games of the season, Davis was on pace to set a franchise record in receiving yards by a tight end and was on pace to post the first 1,000-yard receiving season by a tight end in Redskins' history.

McVay served as an offensive assistant to the Redskins in 2010 in addition to working with the tight ends during the final four weeks of the season following coach Jon Embree's departure. The Redskins offense ranked eighth in the NFL in passing yards per game (244.6) and tight end Chris Cooley ranked second among NFL tight ends in receptions (77) and third in receiving yards (849). The offensive unit also set a franchise record for completions in a season (349), and registered a touchdown pass in 15 consecutive games for the first time in team history. The Redskins' offense led the NFL with nine completions of at least 50 yards, including one in four consecutive games for the first time since 1987.

McVay joined the Redskins prior to the 2010 season after an undefeated regular season with the Florida Tuskers of the United Football League (UFL). The Tuskers finished a perfect 6-0 before losing in the UFL's inaugural championship game. McVay originally entered the National Football League as an offensive assistant with the Tampa Bay Buccaneers in 2008.

McVay graduated from Miami University (Ohio) where he played wide receiver from 2004-07, earning Miami's Scholar-Athlete Award in 2007. His grandfather, John, served in various roles – including vice president/director of football operations from 1983-94 – for the San Francisco 49ers from 1979-95, overseeing five Super Bowl championship squads and earning induction into the 49ers Hall of Fame in 2013.

Ben McAdoo had one of the most successful debut seasons by a head coach in Giants history in 2016.



McAdoo, hired as the 17th head coach of the franchise on Jan. 14, 2016, led the team to an 11-5 record and its first postseason berth since 2011. He was the NFL's first rookie head coach to win at least 11 games since Chuck Pagano was 11-5 with the Indianapolis Colts in 2012.

McAdoo tied Dan Reeves (1993) for the most victories by a Giants head coach in his first season with the team. McAdoo was the fourth coach with double-digit victories in his initial Giants season:

McAdoo is the fourth coach in franchise history to lead the team to the playoffs in his first season, joining Allie Sherman (1961), Reeves (1993) and Fassel (1997).

The Giants finished 11-5 and in second place in the NFC East after finishing 6-10 and in third place in both 2014 and 2015. The five-game improvement in victories was their biggest since 2005, when they were also 11-5 one year after finishing 6-10.

McAdoo led the Giants to a 7-1 record at home, their best mark in the seven-year history of MetLife Stadium (previous best: 6-2 in 2012) and their best home record since they were 7-1 in Giants Stadium in 2008. The Giants won their last six home games, their longest such streak since they won their first six games at home in 2008.

The Giants were 4-4 on the road, their best record as visitors since 2011, when they were 5-3. They were 3-5 on the road in each of the previous four seasons.

The Giants finished 4-2 in NFC East games, their best record within the division since they were 4-2 in 2013. They twice defeated the Dallas Cowboys, the only team to finish ahead of them in the division standings. The Giants' 2-1 record in division road games was their best since they were 2-1 in 2013.

McAdoo was the team's offensive coordinator in 2014-15, when the Giants' offense was one of the most productive in the NFL.

In two seasons with McAdoo formulating game plans and calling the plays, the Giants' offense ranked 10th and eighth, respectively, in the NFL. They averaged 367.2 and 372.3 total yards, 100.2 and 100.6 rushing yards, and 267.0 and 271.7 passing yards. The Giants' passing yardage total was the seventh-highest in the NFL in both 2013 and 2014. Their point totals were 380 in 2014 and 420 in the 2015 season.

The Giants' 420 points in 2015 was the fifth-highest total in franchise history, and their 5,952 net yards was the third-highest total. The 2015 Giants set franchise records for pass attempts (623, the old record was 616 in 2003) and completions (392, the old record was 383 in 2014).

In 2015, the Giants totaled 4,347 net passing yards, the second-highest total in franchise history. The record of 4,734 was set in 2011. The Giants threw 36 touchdown passes in 2015 (35 by Eli Manning), the second-highest total in franchise history; the 1963 Giants threw 39 touchdown passes.

The Giants allowed 22 sacks – five fewer than in 2015 – the third-lowest total in the league after Oakland (18) and Pittsburgh (21).

Manning, a two-time Super Bowl MVP, has had three of the finest seasons of his career under McAdoo.

Before joining the Giants, McAdoo – who will be 40 when the 2017 season opens – spent eight years as an assistant coach with the Green Bay Packers, the first six as the team's tight ends coach and the final two as the quarterbacks coach.

During his tenure in Green Bay, the Packers earned six playoff berths, won four NFC North titles and defeated Pittsburgh in Super Bowl XLV.

In 2013, Rodgers missed seven games with a fractured collarbone and McAdoo was forced to prepare three other players to start at quarterback (Seneca Wallace, Scott Tolzien and Matt Flynn).

Upon arriving in Green Bay in 2006, McAdoo helped the Packers' tight ends adapt successfully to additional blocking and pass-protection duties they had not been assigned previously.

McAdoo came to Green Bay from the San Francisco 49ers, where he served as assistant offensive line/quality control coach in 2005. In that role, he assisted the offensive line and tight ends. Prior to joining the 49ers, he had a brief stint at Stanford University as tackles and tight ends coach.

McAdoo entered the NFL in 2004 with the New Orleans Saints as an offensive assistant/quality control coach. He worked directly with McCarthy and assisted the offensive line and tight ends.

Prior to working in the NFL, McAdoo spent 2003 as an offensive assistant at the University of Pittsburgh.

Earlier, he served as offensive line/tight ends coach at Fairfield (Conn.) University in 2002. After that campaign, the head coach left the team and McAdoo was appointed assistant head coach before the program was disbanded.

McAdoo began his college coaching career at Michigan State University (2001) as a special teams/offensive assistant on the heels of coaching four years at the high school level.

McAdoo attended Indiana University of Pennsylvania (IUP) and earned a degree in health and physical education. Later, he received his master's degree in kinesiology from Michigan State.

McAdoo is married to Toni, a fellow native of Homer City, Pa. They have a daughter, Larkin, and a son, BJ.



# 2017 LOS ANGELES RAMS PROJECTED STARTERS

## OFFENSE

**WR Tavon Austin** – Tallied 25 rushing attempts for 135 yards (5.4 yards/rush), seven receptions for 34 yards, 12 punt returns for 53 yards and one kickoff return for 13 yards through the first seven contests of 2017. One of four active players with over 1,000 yards in three different statistical categories.

**TE Tyler Higbee** – Played in 23 career games with 14 starts, including the first seven contests of 2017. Recorded 14 receptions for 179 yards through Week 7 of the 2017 season. Posted a career-best 98 yards receiving on four receptions against the Seahawks in a Week 5 contest.

**LT Andrew Whitworth** – 12th-year pro has started 171-of-175 career games played. Helped provide time for Goff to throw for a career-high 306 yards in a Week 1 46-9 win over the Indianapolis Colts. Anchored the left side of the line providing time for Goff to post a career-best 145.8 QB rating in the Week 3 win at San Francisco. Voted a team captain by his peers.

**LG Rodger Saffold** – Seventh-year pro has started 87-of-90 career games played, including the first seven games of the 2017 campaign. Has started at four different positions in 87 career starts - 38 at LT, 31 at LG, 13 at RG, and five at RT. Blocked for RB Todd Gurley II to amass 215 yards from scrimmage, over 7 yards per touch in Week 4 win at Dallas.

**C John Sullivan** – Started 101-of-129 career games played, all at the center position. Helped provide a pocket for QB Jared Goff to throw for a career-best 306 yards in the 2017 season opener. Paved the way for RB Todd Gurley to amass 920 yards from scrimmage through seven games.

**RG Jamon Brown** – A third-round selection (No. 72 overall) by the Rams in the 2015 NFL Draft. Started 21-of-27 career games played, primarily at RG, including the first seven contests of the 2017 campaign.

**RT Rob Havenstein** – Third-year pro, started all 35 career games played, has committed only six penalties in 35 games. A second-round selection (No. 57 overall) by the Rams in the 2015 NFL Draft.

**WR Sammy Watkins** – Acquired by the Rams via a trade that sent CB E.J. Gaines and a second-round pick to the Buffalo Bills for Watkins and a sixth-round selection. In Week 3 win over San Francisco, tallied 106 yards and two touchdowns, marking his 11th career game with over 100 yards receiving. Fourth on the team with 264 receiving yards and fourth-most catches with 18.

**WR Robert Woods** – Joined the team as one of the first free agent signings under Head Coach Sean McVay. The USC product has played in 64 games with 55 starts through Week 7 of the 2017 season. In Week 3 win over San Francisco, tallied a team-best 108 yards receiving, his fourth career game with over 100 yards through the air. Totalled 27 catches for a team-best 381 yards through seven games.

**QB Jared Goff** – Started all 14 games he has played in as a professional. In 2017 Week 1 contest, threw for a career-high 306 yards, while completing 21-of-29 passing attempts with one touchdown. In first road contest of 2017 earned his first-career road win and posted a career-best 145.8 QB rating. On the season, completed 133-of-222 passing attempts with nine touchdowns, four interceptions and a 90.3 QB rating. Has 15 25-plus yard passing plays this season.

**RB Todd Gurley II** – Posted 920 yards from scrimmage in the first seven games of the 2017 campaign with eight total touchdowns. Recorded 145 rushing attempts for 627 yards (4.3 yards/rush) with five rushing touchdowns and tied for a team-high 27 receptions for 293 yards and three receiving touchdowns. Has recorded 100-plus rushing yards in four of the team's last five games. Named the NFC Offensive Player of the Month for September and named NFC Offensive Player of the Week for the team's Week 4 win at Dallas. Voted a team captain by his teammates for a second-straight season.

### KEY CONTRIBUTORS

**WR Cooper Kupp** – Led the team in receiving yards in his professional debut, recording 76 yards and a touchdown on four receptions (19.0 yards/reception). Through Week 8, has the third-most receptions on the team (23) and the second-highest receiving yardage total (316). Scored his first professional touchdown in Week 1 by way of an 18-yard pass from QB Jared Goff. Totalled three receiving touchdowns so far this season.

## DEFENSE

**DE Ethan Westbrooks** – Third-year pro earned third-career start in 2017 season opener, recorded fifth-career sack in the game. Collected 12 total tackles on the season including eight solo stops and 2.0 sacks. Signed a contract extension following the 2017 Week 1 contest.

**NT Michael Brockers** – The sixth-year pro started 81-of-82 career games played. Leads all Rams defensive linemen with 35 tackles, including 25 solo stops, six tackles for a loss, 2.0 sacks and two passes defended. The LSU product has 16.5 career sacks, six passes defended, two forced fumbles and one fumble recovery.

**DT Aaron Donald** – Three-time Pro Bowler has started 50-of-54 games played. Recorded 22 tackles including 12 solo and eight tackles for a loss, 3.0 sacks and one forced fumble on the season. In the team's Week 3 contest, his second game of the season, corralled 49ers QB Brian Hoyer for a game-clinching sack.

**OLB Robert Quinn** – Was one-of-four Rams to collect a sack in Week 1 win over the Colts. He has 56.5 career sacks in 87 games played and 69-career starts. Posted 15 total tackles including nine solo and three tackles for a loss, in addition to 2.5 sacks on the season. Leads the league in forced fumbles since the start of the 2012 season with 18.

**OLB Connor Barwin** – Nine-year vet has started in 103-of-120 games, including five postseason matchups. Recorded 24 total tackles, including 12 solo stops. Is one-of-seven Rams with at least 2.0 sacks through the first six games of the 2017 season. Spent his first four seasons as a member of the Houston Texans, then most recently spent the last four years in Philadelphia. One-of-two 2017 free agent signings to be named a team captain by their teammates.

**LB Alec Ogletree** – Voted a captain by his peers for the second-straight season. Ranks second on the team with 65 total tackles, including 36 solo stops on the season. Corralled Redskins QB Kirk Cousins for his first sack of the 2017 season and brought down Seahawks QB Russell Wilson for his second sack of the season. Signed a contract extension prior to the team's Week 6 contest at Jacksonville.

**LB Mark Barron** – Sixth-year pro out of Alabama started 74-of-85 career games played. Leads the team with 66 total tackles including 51 solo stops on the season. Transitioned for a pure safety to a hybrid linebacker role, before settling in as a true linebacker under Defensive Coordinator Wade Phillips' 3-4 defense. In the team's Week 5 contest with the Seahawks, registered a team-high 18 total tackles.

**LCB Trumaine Johnson** – Fifth-year pro started 54-of-76 career games played. Tallied first INT of the season and returned it 39 yards for a touchdown in the first pass attempted against the Rams defense in the 2017 season opener. Tallied 28 tackles including 21 solo stops through the first six games of 2017, in addition to one interception, five passes defended one forced fumble and one fumble recovery. Named a team captain for the first time in his sixth season as a pro.

**RCB Kayvon Webster** – Fifth-year cornerback is in his first season with the Rams after signing as a free agent. Started 2017 season opener and tallied two tackles in first start as a Ram. Sat out the team's Weeks 2 and 3 contests with a shoulder injury. Returned and started Week 4 contest, totaled seven solo stops in his return. Played in 59 career games with seven starts and has appeared in seven postseason contests. Reunites with Defensive Coordinator Wade Phillips, the duo won Super Bowl 50 with the Denver Broncos. Posted 20 total tackles, including 16 solo with three passes defended this season.

**FS Lamarcus Joyner** – Tallied first-career INT and returned it 29 yards for a TD in Week 1 win over the Colts. Posted 21 total tackles through Week 8 of 2017, including 15 solo tackles and one pass defended. Recorded two interceptions in just four games played through Week 7 of the 2017 season.

**SS John Johnson III** – Rookie out of Boston College has played in all seven games for the Rams. Earned first-career start in team's Week 5 game against the Seahawks, recorded first-career interception and returned it 69 yards setting up a FG. Recorded 22 total tackles, including 13 solo stops and four passes defended on the season. Posted a team-high six total tackles in Week 7 win over Arizona.

### KEY CONTRIBUTORS

**CB Nickell Robey-Coleman** – Fifth-year CB earned first start as a Ram in a Week 2 contest. Tallied two tackles and one pass defended in his L.A. debut. Registered 26 total tackles, including 18 solo with two interceptions and four passes defended through the first seven games of 2017. Played in 71 career games with 19 starts in his career. Posted five career interceptions and two returned for touchdowns.

**OLB Matt Longacre** – Leads the team in sacks heading into Week 9 with 4.0 sacks. Recorded a sack in every other contest so far this season. Totalled 17 tackles including 11 solo with four tackles for a loss, six QB hurries, 1 pass defended and has forced one fumble.





# COORDINATORS' CORNER

## LINING UP FOR LaFLEUR



Offensive Coordinator Matt LaFleur

Matt LaFleur joins the Rams fresh off his first Super Bowl appearance as quarterbacks coach for the Atlanta Falcons.

LaFleur has worked his magic with the Rams offensive unit, through the first six games of 2017, RB Todd Gurley is tied for the most touchdowns with eight.

The 2016 season marked LaFleur's second season coaching quarterbacks for the Falcons, and it was a prolific year for QB Matt Ryan. Ryan was named NFL MVP and Offensive Player of the Year after throwing for 4,944 yards and 38 touchdowns for a 117.1 quarterback rating. Ryan recorded his sixth straight year throwing

for at least 4,000 yards. Currently, Ryan is one of three quarterbacks to accomplish that feat, joining Drew Brees and Matthew Stafford.


In LaFleur's first season with Atlanta, Ryan was also third in the NFL in completions (407), fifth in yards (4,591), and sixth in completion percentage (66.3).

LaFleur spent the 2014 season in the same role at the University Notre Dame. Under LaFleur's tutelage, Irish QB Everett Golson completed 256-of-427 passes (60 percent) for 3,445 yards with 29 touchdowns. Prior to arriving in South Bend, LaFleur spent four seasons in the same role with the Washington Redskins. LaFleur worked in Washington with QB Robert Griffin III, who became the first Redskins rookie quarterback selected to the Pro Bowl and led the team to its first NFC East title in 13 years.

Under LaFleur, Griffin established Redskins rookie records in pass completions (258), passing yards (3,200), passing touchdowns (20) and rushing yards by a quarterback (815).

LaFleur played quarterback at Saginaw Valley State where he guided the Cardinals to three-straight NCAA Division II playoff appearances.

## PHILLIPS' PHILOSOPHIES



Defensive Coordinator Wade Phillips

Wade Phillips, who is in his 48th year of coaching, enters his first season with the Rams and will take on the defensive coordinator role on Head Coach Sean McVay's staff.

In his 40th NFL season, Phillips owns 35 years of experience as a defensive coordinator or head coach. He most recently served as defensive coordinator for the Denver Broncos (2015-16), which was his second stint with the club after serving the same role from 1989-92, and also as head coach from 1993-94.

Phillips has been a part of 21 different top-10 defensive units during his NFL career and has coached a total of 31 Pro Bowlers, including Pro Football Hall of Famers Elvin Bethea, Curley Culp, Rickey Jackson, Bruce Smith and Reggie White.

He is one of three individuals in NFL history to be named Assistant Coach of the Year multiple times by the Pro Football Writers of America, being honored with that distinction in 2011 with Houston and in 2015 with Denver. Phillips also received the Paul "Dr. Z" Zimmerman Award from the PFWA in 2016 (lifetime achievement as an NFL assistant coach).

Denver finished the 2016 season at the top of the league in several key categories with Phillips at the helm of the defense. The Broncos ranked first in the NFL in pass defense, yards per play and interception return yards, as well as fourth in total defense and scoring defense. The unit tied for third in the NFL with 42 sacks and ranked second in the league with 113 quarterback hits in 2016. Several players earned consecutive Pro Bowl nods in Von Miller, Chris Harris Jr., and Aqib Talib, while Darian Stewart notched his first such honor.

The veteran coach has made quick work of improving defenses that he's inherited in his first season working with the group. Over those past seven first seasons running a team's defense, which included his 2007 stint as the Dallas Cowboys' head coach, Phillips has shaved off an average of 35 yards allowed and 5.1 points scored from the previous season.

## FASSEL'S FLYERS

The Rams have developed a reputation for delivering the unexpected in the kicking game, and special teams coordinator John Fassel is at the helm of the trickery that has helped the Rams become one of the NFL's best when it comes to special teams.

The 2016 season was another record-breaking year for Fassel's special teams unit. P Johnny Hekker earned his third trip to the Pro Bowl after setting an NFL record for punts downed inside the 20 (51). Hekker also established a new NFL record for single-season net punting average (46.0), breaking the previous record that Hekker himself set in 2013. Hekker also moved into second place in Rams history, with 434 career punts. K Greg Zuerlein moved into eighth-place in Rams history in points scored, passing WR Torry Holt. LS Jake McQuaide became the first long snapper in franchise history to earn a Pro Bowl berth.

The 13th-year NFL coach served as the Los Angeles Rams interim head coach for the final three games of the 2016 season.

Fassel is the son of former NFL coach Jim Fassel, a longtime NFL coach who guided the New York Giants to the Super Bowl during the 2000 season. John is a triathlete who has finished three Ironman distance triathlons.



Special Teams Coordinator John Fassel

## LOS ANGELES RAMS COACHES

|   |                         |
|---|-------------------------|
| Head Coach .....                          | <b>Sean McVay</b>       |
| Assistant Head Coach/Linebackers .....    | <b>Joe Barry</b>        |
| Special Teams Coordinator .....           | <b>John Fassel</b>      |
| Offensive Coordinator .....               | <b>Matt LaFleur</b>     |
| Defensive Coordinator .....               | <b>Wade Phillips</b>    |
| Defensive Quality Control .....           | <b>Thad Bogardus</b>    |
| Assistant Offensive Line .....            | <b>Andy Dickerson</b>   |
| Safeties .....                            | <b>Ejiro Evero</b>      |
| Assistant Strength and Conditioning ..... | <b>Edward Grayer</b>    |
| Defensive Line .....                      | <b>Bill Johnson</b>     |
| Offensive Line .....                      | <b>Aaron Kromer</b>     |
| Offensive Quality Control .....           | <b>Zak Kromer</b>       |
| Assistant Special Teams .....             | <b>Tyrone McKenzie</b>  |
| Strength Assistant .....                  | <b>Fernando Noriega</b> |
| Quarterbacks .....                        | <b>Greg Olson</b>       |
| Running Backs .....                       | <b>Skip Peete</b>       |
| Cornerbacks .....                         | <b>Aubrey Pleasant</b>  |
| Head Strength & Conditioning .....        | <b>Ted Rath</b>         |
| Assistant Linebackers .....               | <b>Chris Shula</b>      |
| Assistant Wide Receivers .....            | <b>Zac Taylor</b>       |
| Assistant Strength and Conditioning ..... | <b>Blair Wagner</b>     |
| Tight Ends .....                          | <b>Shane Waldron</b>    |
| Wide Receivers .....                      | <b>Eric Yarber</b>      |





# RAMS TEAM NOTES

## TOP-10 TALENT



QB Jared Goff and RB Todd Gurley II

The Rams are one of only two teams in the NFL to have four skill position players who were taken in the top-10 in the NFL Draft with QB Jared Goff, RB Todd Gurley II and WRs Sammy Watkins and Tavon Austin.

The Arizona Cardinals have four top-10 skill players with the addition of RB Adrian Peterson. The Chicago Bears and Kansas City Chiefs both have three skill position players taken in the top-10 in the NFL Draft.

The Bears have QB Mitchell Trubisky (No. 2 overall in 2017), WR Kevin White (No. 7 overall in 2015) and Mark Sanchez (No. 5 overall in 2009).

The Arizona Cardinals have RB Adrian Peterson (No. 7 overall in 2007), QB Blaine Gabbert (No. 10 overall in 2011), WR Larry Fitzgerald (No. 3 overall in 2004) and QB Carson Palmer (No. 1 overall in 2003).

The Kansas Chiefs have QB Patrick Mahomes (No. 10 overall in 2017), RB C.J. Spiller (No. 9 overall in 2010) and QB Alex Smith (No. 1 overall in 2005).

### Los Angeles Rams Top-10 Skill Players

| Player         | Position | Draft | Selection    |
|----------------|----------|-------|--------------|
| Jared Goff     | QB       | 2016  | 1st overall  |
| Todd Gurley II | RB       | 2015  | 10th overall |
| Sammy Watkins  | WR       | 2014  | 4th overall  |
| Tavon Austin   | WR       | 2013  | 8th overall  |

## FIRST ROUND FOCUS

The Rams possess 10 players who entered the league as first-round selections in the NFL Draft. Seven of their 10 current first-round selections were drafted by the Rams.

Including the reserve lists, L.A. has drafted 27 players on it's roster, seven of those 27 were selected by the Rams in the first round of the respective drafts.

### First-Round Players on the Rams

| Player             | Position | Draft | Selection    |
|--------------------|----------|-------|--------------|
| Jared Goff         | QB       | 2016  | 1st overall  |
| Todd Gurley II     | RB       | 2015  | 10th overall |
| Sammy Watkins      | WR       | 2014  | 4th overall  |
| Aaron Donald       | DT       | 2014  | 13th overall |
| Dominique Easley** | DT       | 2014  | 29th overall |
| Tavon Austin       | WR       | 2013  | 8th overall  |
| Alec Ogletree      | LB       | 2013  | 30th overall |
| Mark Barron        | LB       | 2012  | 7th overall  |
| Michael Brockers   | DE       | 2012  | 14th overall |
| Robert Quinn       | OLB      | 2011  | 14th overall |

\*\* Denotes on reserve/injured list



WR Tavon Austin, RB Todd Gurley II, LB Alec Ogletree

## FIRST-YEAR HEAD COACHES



Head Coach Sean McVay

Over the last decade, there have been 46 first-time head coaches, of those coaches, 20 won their season-opening games and hold a 20-26 record heading into Week 1 of the 2017 season.

Of the 20 coaches who won their first game as a head coach, 11 of them went on to have a winning record that season.

Within the Rams organization, head coaches have gone 15-8 in their debut with the club, excluding interim head coaches.

### Los Angeles Rams Head Coach First Season Results

| Coach             | 1st Game | 1st season record |
|-------------------|----------|-------------------|
| Hugo Bezdek       | Loss     | 1-10              |
| Dutch Clark       | Win      | 5-5-1             |
| Buff Donelli      | Win      | 4-6               |
| Adam Walsh        | Win      | 9-1               |
| Bob Snyder        | Win      | 6-6               |
| Clark Shaughnessy | Win      | 6-5-1             |
| Joe Stydahar      | Loss     | 9-3               |
| Hamp Pool         | Loss     | 9-2               |
| Sid Gillman       | Win      | 8-3-1             |
| Bob Waterfield    | Loss     | 4-7-1             |
| George Allen      | Win      | 8-6               |
| Tommy Prothro     | Loss     | 8-5-1             |
| Chuck Knox*       | Win      | 12-2              |
| Ray Malavasi      | Win      | 12-4              |
| John Robinson     | Win      | 9-7               |
| Chuck Knox**      | Loss     | 6-10              |
| Rich Brooks       | Win      | 7-9               |
| Dick Vermeil      | Win      | 5-11              |
| Mike Martz        | Win      | 10-6              |
| Scott Linehan     | Win      | 8-8               |
| Steve Spagnulo    | Loss     | 1-15              |
| Jeff Fisher       | Loss     | 7-8-1             |
| Sean McVay        | Win      | 5-2               |

\* denotes Chuck Knox's 1973 season opener

\*\* denotes Chuck Knox's 1992 season opener

## AYE, AYE CAPTAIN



Rams 2017 Team Captains

Under Head Coach Sean McVay, the Los Angeles Rams players voted on who would represent them as their team captains - the 2017 Rams Captains include three returning captains as well as two first-year Rams who were voted to be captain.

P Johnny Hekker is in his fourth season as a captain for the Rams, RB Todd Gurley II and LB Alec Ogletree are each in their second-consecutive season serving as captains. CB Trumaine Johnson is a first-time captain in his sixth season with the team. T Andrew Whitworth and OLB Connor Barwin, who joined the team as free agents this offseason, were each voted as captains.



# RAMS TEAM NOTES

## ALOHA RAMS



Rams 2017 Pro Bowl Participants P Johnny Hekker and LS Jake McQuaide

A trio of Rams were voted to the 2017 Pro Bowl in P Johnny Hekker, DT Aaron Donald and LS Jake McQuaide. It was Donald's third-consecutive invitation to the all-star game, and Hekker's third trip in four years. LS Jake McQuaide became the first long snapper in franchise history to be named to the Pro Bowl.

Los Angeles has seven Pro Bowlers that have combined for 14 Pro Bowl appearances.

### Current Rams Pro Bowl Appearances

| Player             | Year             |
|--------------------|------------------|
| OLB Connor Barwin  | 2015             |
| DT Aaron Donald    | 2015, 2016, 2017 |
| RB Todd Gurley II  | 2016             |
| P Johnny Hekker    | 2014, 2016, 2017 |
| LS Jake McQuaide   | 2017             |
| OLB Robert Quinn   | 2014, 2015       |
| T Andrew Whitworth | 2012, 2015, 2016 |

## DRAFT HISTORY



Rams TE Gerald Everett

The Los Angeles Rams 2017 draft class, the first under first-year head coach Sean McVay featured four offensive players as well as four defenders. McVay and company concentrated their efforts on pass catchers, selecting three different receiving threats with the team's first four selections.

Defensively, Los Angeles added two outside linebackers as the unit makes the switch to defensive coordinator Wade Phillips' 3-4 scheme, as well as a defensive tackle and a defensive back.


### 2017 Rams Draft Class

| Pos. | Player           | School             | Selection (overall) |
|------|------------------|--------------------|---------------------|
| TE   | Gerald Everett   | South Alabama      | Rd. 2 (44)          |
| WR   | Cooper Kupp      | Eastern Washington | Rd. 3 (69)          |
| DB   | John Johnson III | Boston College     | Rd. 3 (91)          |
| WR   | Josh Reynolds    | Texas A&M          | Rd. 4 (117)         |
| OLB  | Samson Ebukam    | Eastern Washington | Rd. 4 (125)         |
| DT   | Tanzel Smart     | Tulane             | Rd. 6 (189)         |
| FB   | Sam Rogers*      | Virginia Tech      | Rd. 6 (206)         |
| OLB  | Ejuan Price      | Pittsburgh         | Rd. 7 (234)         |

The Los Angeles Rams entered the 2016 NFL Draft with the No. 1 overall pick, having acquired it in a historical trade with the Tennessee Titans. With that pick, the Rams selected QB Jared Goff - the 22nd quarterback taken with the first overall pick during the common draft era (since 1967).

\*Denotes a member of the Rams practice squad.

## HOME IS WHERE THE HEART IS



The Los Angeles Rams once again call the Los Angeles Memorial Coliseum home, the original home of the Los Angeles Rams from 1946-1979 and once again from 2016 through the 2019 campaign.

Los Angeles has a regular-season record of 144-83-8 in games played at the Coliseum. Los Angeles also hosted 10 playoff contests at the Coliseum.

Los Angeles went 7-0 at home twice in its first 34 seasons in the Coliseum, during the 1973 and 1977 seasons.

The Rams' historic return to Los Angeles was highlighted by a home-opening win over the Seattle Seahawks with 91,046 in attendance.

## FRESH FACES

In addition to 20 new coaches on the Rams' 23-man coaching staff, Los Angeles also has 21 new faces on its roster, including, two players acquired via trade, eight free agents, two players claimed off waivers and nine rookies. Of the 21 new faces, 12 are on the offensive side of the ball, while nine new defenders joined the Rams this offseason.

| Pos.                       | Name                  | College        | Height | Weight | Obtained   |
|----------------------------|-----------------------|----------------|--------|--------|------------|
| <u>Acquired via Trade:</u> |                       |                |        |        |            |
| WR                         | Sammy Watkins         | Clemson        | 6-1    | 211    | T(BUF)-'17 |
| TE                         | Derek Carrier         | Beloit (Wis.)  | 6-4    | 244    | T(Was)-'17 |
| <u>Waiver Claim:</u>       |                       |                |        |        |            |
| QB                         | Brandon Allen         | Arkansas       | 6-2    | 214    | W(JAX)-'17 |
| C                          | Austin Blythe         | Iowa           | 6-3    | 300    | W(IND)-'17 |
| <u>Free Agents:</u>        |                       |                |        |        |            |
| OLB                        | Connor Barwin         | Cincinnati     | 6-4    | 255    | FA-'17     |
| T                          | Cornelius Lucas       | Kansas State   | 6-9    | 320    | FA-'17     |
| CB                         | Nickell Robey-Coleman | USC            | 5-8    | 178    | FA-'17     |
| C                          | John Sullivan         | Notre Dame     | 6-4    | 310    | FA-'17     |
| DT                         | Tyrann Walker         | Tulsa          | 6-3    | 310    | FA-'17     |
| CB                         | Kayvon Webster        | South Florida  | 5-11   | 192    | FA-'17     |
| T                          | Andrew Whitworth      | LSU            | 6-7    | 333    | FA-'17     |
| WR                         | Robert Woods          | USC            | 6-0    | 193    | FA-'17     |
| <u>Rookies:</u>            |                       |                |        |        |            |
| RB                         | Justin Davis          | USC            | 6-1    | 198    | UDFA       |
| OLB                        | Samson Ebukam         | E. Washington  | 6-3    | 240    | D4B-'17    |
| TE                         | Gerald Everett        | S. Alabama     | 6-3    | 245    | D2-'17     |
| CB                         | Dominique Hatfield    | Utah           | 5-10   | 170    | UDFA       |
| S                          | John Johnson III      | Boston College | 6-0    | 204    | D3B-'17    |
| WR                         | Cooper Kupp           | E. Washington  | 6-2    | 205    | D3A-'17    |
| OLB                        | Ejuan Price           | Pittsburgh     | 5-11   | 250    | D7-'17     |
| WR                         | Josh Reynolds         | Texas A&M      | 6-3    | 192    | D4A-'17    |
| DT                         | Tanzel Smart          | Tulane         | 6-1    | 290    | D6A-'17    |

## LONGEST TENURED RAMS



LS Jake McQuaide

There are six current Rams who have played at least 75 games for the franchise, led by LS Jake McQuaide, with 103 career games played in a Rams uniform. McQuaide has played in every game since joining the franchise as an undrafted free agent following the 2011 NFL Draft.

G Rodger Saffold (90), P Johnny Hekker (87), OLB Robert Quinn (87), K Greg Zuerlein (85), and DT Michael Brockers (82) join McQuaide for most games played as a Ram.

| Pos. | Player           | Games Played for the Rams |
|------|------------------|---------------------------|
| LS   | Jake McQuaide    | 102                       |
| G    | Rodger Saffold   | 90                        |
| P    | Johnny Hekker    | 87                        |
| OLB  | Robert Quinn     | 87                        |
| K    | Greg Zuerlein    | 85                        |
| DT   | Michael Brockers | 82                        |





# RAMS TEAM NOTES

## HONOR ROLL



RB Todd Gurley, NFC POM, Sept. 2017

RB Todd Gurley II was named the NFC Offensive Player of the Month for September this season. Gurley rushed 63 times for 241 yards and four rushing touchdowns and recorded 13 receptions for 140 yards and two touchdowns in the month of September. Gurley's six touchdowns led the NFC and were tied for first in the NFL in the opening month of the 2017 season.

A week after being named NFC Play of the Month for the first three games of the 2017 season, Gurley led the team in rushing (121 yards) and receiving (94 yards) to account for a career-best 215 yards from scrimmage, earning a 35-30 win over the Cowboys and his first-career NFC Offensive Player of the Week accolades.

K Greg Zuerlein booted his way into the Rams franchise history books in the 2017 Week 4 win over Dallas with a 7-of-7 showing on field goal attempts, establishing a new franchise record for single-game made field goals and posted 23 points en route to his first NFC Special Teams Player of the Week honors since the 2014 season.

CB Trumaine Johnson earned his first-career NFC Defensive Player of the Week award after recording a pick six, a forced fumble, a fumble recovery, one PD and two tackles against the Colts in Week 1 of 2017.

WR/Returner Pharoh Cooper earned his first-career Player of the Week Accolades following the Week 6 win over Jacksonville, taking the opening kickoff 103 yards to paydirt.

Los Angeles P Johnny Hekker was honored twice during his record-setting 2016 season with one NFC Special Teams Player of the Week award (Week 10) and one NFL Special Teams Player of the Month award (December).

On the Rams roster, nine players have combined for 17 Conference Offensive, Defensive or Special Teams Player of the Week accolades, with Gurley, Hekker and WR/PR Tavon Austin each bringing home NFC Special Teams Player of the Month accolades.

CB Nickell Robey-Coleman earned AFC Player of the Week accolades as a member of the Buffalo Bills for his Week 5 performance against the Rams a season ago.

| Player                  | Award              | (Season)                |
|-------------------------|--------------------|-------------------------|
| Tavon Austin            | NFC ST POW         | Week 10 (2013)          |
| Tavon Austin            | NFC ST POM         | November (2013)         |
| Tavon Austin            | NFC ST POW         | Week 14 (2014)          |
| Tavon Austin            | NFC ST POW         | Week 1 (2015)           |
| <b>Pharoh Cooper</b>    | <b>NFC ST POW</b>  | <b>Week 6 (2017)</b>    |
| Aaron Donald            | NFC Def POW        | Week 1 (2015)           |
| Aaron Donald            | NFC Def POW        | Week 14 (2015)          |
| Aaron Donald            | NFC Def POW        | Week 4 (2016)           |
| <b>Todd Gurley II</b>   | <b>NFC Off POM</b> | <b>September (2017)</b> |
| <b>Todd Gurley II</b>   | <b>NFC Off POW</b> | <b>Week 4 (2017)</b>    |
| Johnny Hekker           | NFC ST POW         | Week 5 (2012)           |
| Johnny Hekker           | NFC ST POW         | Week 10 (2016)          |
| Johnny Hekker           | NFC ST POM         | December (2016)         |
| <b>Trumaine Johnson</b> | <b>NFC Def POW</b> | <b>Week 1 (2017)</b>    |
| Robert Quinn            | NFC ST POW         | Week 8 (2011)           |
| Robert Quinn            | NFC Def POW        | Week 1 (2013)           |
| Nickell Robey-Coleman   | AFC Def POW        | Week 5 (2016)           |
| Greg Zuerlein           | NFC ST POW         | Week 4 (2012)           |
| Greg Zuerlein           | NFC ST POW         | Week 13 (2012)          |
| Greg Zuerlein           | NFC ST POW         | Week 11 (2014)          |
| <b>Greg Zuerlein</b>    | <b>NFC ST POW</b>  | <b>Week 4 (2017)</b>    |

## NO FIRST, AND 10



Rams Head Coach Sean McVay and General Manager Les Snead

The 2017 NFL Draft marked the 81st draft for the Rams franchise dating back to the second-ever NFL draft in 1937. The team has not had a first-round selection in only eight of those drafts, most recently in 2017.

The season following a draft in which the team didn't make a selection in the first round, the Rams went on to win at least 10 games on four different occasions (1967, 1968, 1973, 1984), including two seasons where the Rams claimed the NFC West title (1967, 1973).


Additionally, five of the franchise's 21 ties have come the season following a draft that the Rams didn't make a first-round selection, including two ties during the 1967 season, one of three seasons that featured two games ending in a draw.

| Year (Traded to)                         | Record | Divisional Finish           |
|--|--------|-----------------------------|
| 2017 (choice to Cleveland through Tenn.) |        | TBD                         |
| 1987 (choice to Houston)                 | 6-9    | third in NFC West           |
| 1984 (choice to Kansas City)             | 10-6   | second in NFC West          |
| 1973 (choice to New England)             | 12-2   | first in NFC West           |
| 1972 (choice to NY Giants through N.E.)  | 6-7-1  | third in NFC West           |
| 1968 (choice to Detroit)                 | 10-3-1 | second in NFC West          |
| 1967 (choice to Minnesota)               | 11-1-2 | first in NFC West           |
| 1948 (choice to Detroit)                 | 6-5-1  | third in Western Conference |

In total, the Rams are 61-33-5 (.559) all-time the season after not selecting in the first round of that year's draft.

## YOUNG GUNS

As of Week 1 of the 2017 campaign, the Rams have not only the youngest head coach in modern NFL history, they also have the league's second-youngest roster with an average age of 25.7, trailing only the Cleveland Browns.



S John Johnson III is the youngest Ram, he will turn 22 in December

The youngest Ram on the roster is S John Johnson III, who will turn 22 on Dec. 19. The oldest Ram is T Andrew Whitworth, the 12th year pro will turn 36 on Dec. 12, exactly one week before Johnson celebrates his 22nd birthday.

There are three Rams players over the age of 30, OLB Connor Barwin (31), C John Sullivan (32) and Whitworth.

A season ago, the Rams went into Week 1 as the youngest team in the NFL with an average age of 25.60 years old. The Browns were the league's second-youngest team last season with an average age of 25.62.

| Team                    | Average Age |
|-------------------------|-------------|
| Cleveland Browns        | 24.7        |
| <b>Los Angeles Rams</b> | <b>25.7</b> |
| Cincinnati Bengals      | 26.0        |
| Jacksonville Jaguars    | 26.1        |
| Indianapolis Colts      | 26.1        |





# RAMS OFFENSIVE NOTES

## LINING THEM UP

One of Head Coach Sean McVay's first tasks was shoring up the Rams offensive line - a unit that saw six different starting combinations during the 2016 campaign.

The revamped offensive line only surrendered one sack in the 2017 season opener and provided time for QB Jared Goff to throw for a career-best 306 yards.

The unit has allowed only 10.0 sacks through the first seven games of the 2017 season, tied for the third fewest sacks allowed in the NFL through Week 8. The New Orleans Saints have allowed the fewest sacks so far this season, only allowing QB Drew Brees to be sacked 7.0 times this season.

The franchise has not used a draft pick on an offensive lineman since the 2015 draft, so McVay and Co. infused the existing youth on the roster with a pair of veteran free agents in T Andrew Whitworth and C John Sullivan. The duo has combined to play in 300 career games with 268 starts. Additionally, Whitworth and Sullivan have played in 10 postseason contests with nine career playoff starts between them.

T Rob Havenstein, a massive 6-8 lineman from Wisconsin, was the team's second round (57th overall) pick in 2015. Havenstein started the first 15 games of the 2016 season at RT before suffering an ankle injury, keeping him out of the season finale.

2015 third-round pick G Jamon Brown started five games in his second professional season at both left and right guard positions. He won the RG position heading into the 2017 campaign.

Selected in the fourth round (No. 119 overall) of the 2015 draft, T Andrew Donnal, started the final four games of the 2016 season.



C John Sullivan

## GOING GOFF IN THE SCORING COLUMN



QB Jared Goff

In his first start of 2017, Goff earned his first win as a professional as he enjoyed a career day. The Cal product completed 21-of-29 passing attempts for 306 yards and a touchdown. In the win, Goff completed passes to eight different pass catchers, and the Rams top-four receivers all recorded over 50 yards in the 46-9 Week 1 Rams victory.

In the team's Week 2 contest, Goff threw his second touchdown of the season, connecting with RB Todd Gurley for an 18-yard score.

In his first road start of his sophomore campaign, a Thursday Night game at San Francisco, the Cal product had his most efficient day in the NFL, completing 22-of-28 passing attempts (79 percent) for 292 yards, three touchdowns and no interceptions with a 145.8 QB rating, earning his first road victory. It was Goff's second three-touchdown game, both games came on the road in his first road start of each of his first two seasons.

Against the Cowboys in a 35-30 win, Goff threw for two touchdowns, his third-career multi-touchdown game. He finished the game with 255 yards and completed 21-of-26 passing attempts.

Rams QB Jared Goff threw three touchdowns in the first half of his first-career road start in a Week 12 match-up with the New Orleans Saints in 2016. Goff became the third rookie to throw three touchdowns in their first-career road start over the past 20 years.

### Jared Goff Touchdown Passes

| Play                               | Date/Opponent |
|------------------------------------|---------------|
| 24-yard pass to WR Tavon Austin    | 11/27/16/NO   |
| 6-yard pass to WR Kenny Britt      | 11/27/16/NO   |
| 15-yard pass to TE Lance Kendricks | 11/27/16/NO   |
| 1-yard pass to WR Kenny Britt      | 12/4/16/NE    |
| 2-yard pass to TE Tyler Higbee     | 12/24/16/SF   |
| 18-yard pass to WR Cooper Kupp     | 9/10/17/IND   |
| 18-yard pass to RB Todd Gurley II  | 9/17/17/WAS   |
| 7-yard pass to RB Todd Gurley II   | 9/21/17/SF    |
| 1-yard pass to WR Sammy Watkins    | 9/21/17/SF    |
| 13-yard pass to WR Sammy Watkins   | 9/21/17/SF    |
| 7-yard pass to WR Cooper Kupp      | 10/1/17/DAL   |
| 53-yard pass to RB Todd Gurley II  | 10/1/17/DAL   |
| 4-yard pass to TE Gerald Everett   | 10/15/17/JAX  |
| 18-yard pass to WR Cooper Kupp     | 10/22/17/ARI  |

## 'WAT' ABOUT THE DEEP BALL?

Since being drafted in 2014, Rams newly acquired receiver Sammy Watkins has the third highest average yards per reception total in the NFL (minimum of 150 receptions). Watkins (15.9) trails only WRs DeSean Jackson (18.6) and T.Y. Hilton (16.4) for the top mark in the league during that span amongst all receivers with at least 150 receptions.



WR Sammy Watkins

In 2015, Watkins was tied for first in the NFL in average yards-per reception with Jacksonville's Allen Robinson. Watkins was also top 10 in the NFL in 25+ yard receptions in only 13 games played.

### Highest Average Yards-per Reception (2014-present) Minimum of 150 Receptions

| Rk. | Player               | Team          | Avg.        |
|-----|----------------------|---------------|-------------|
| 1.  | DeSean Jackson       | WAS/TB        | 18.6        |
| 2.  | T.Y. Hilton          | IND           | 16.4        |
| 3.  | <b>Sammy Watkins</b> | <b>BUF/LA</b> | <b>15.9</b> |
| 4.  | Kenny Britt          | LA/CLE        | 15.8        |
| 5.  | Rob Gronkowski       | NE            | 15.7        |
| 6.  | Kenny Stills         | MIA           | 15.4        |

## EXPLOSIVE TIGHT ENDS

The Rams are tied for the third-most 25-plus yard receptions from tight ends in the NFL this season. Tyler Higbee (3) and Gerald Everett (2) have a combined five 25-plus yard receptions.

L.A. has lined up with no tight ends on the field only 76 times this season, used one tight end 272 times and used a three tight end set 11 times.

On average, NFL teams have used no tight ends on 135 plays, one tight end on 178 plays, two tight ends 83 plays and three tight ends on 24 plays.

### Teams with the Most 25-plus Yard Receptions by TEs

| Rk. | Team      | Player (25+)                         | Total 25+ |
|-----|-----------|--------------------------------------|-----------|
| t1. | NE        | R. Gronkowski (6)                    | 6         |
| t1. | BUF       | C. Clay (3), N. O'Leary (3)          | 6         |
| t1. | WAS       | V. Davis (5), N. Paul (1)            | 6         |
| t3. | <b>LA</b> | <b>T. Higbee (3), G. Everett (2)</b> | <b>5</b>  |
| t3. | KC        | T. Kelce (5)                         | 5         |



# RAMS OFFENSIVE NOTES

## MOVING THE CHAINS

Rams WR Cooper Kupp has been the Rams best third down receiver this season.

The rookie has 10 receptions for 160 yards and two touchdowns on third down in 2017.

Among rookies, Kupp is fourth in third down receptions, second in third down receiving yards and tied for first in third down touchdown receptions with Pittsburgh's JuJu Smith-Schuster.

Kupp's 16.0 average yards per third down reception are fifth best in the NFL among players with a minimum of 10 third down receptions.

### Third Down Receiving Avg. (Min. 10 Rec.)

| Player                 | Team         | Avg. |
|------------------------|--------------|------|
| 1. Nelson Agholar      | Philadelphia | 22.5 |
| 2. JuJu Smith-Schuster | Pittsburgh   | 20.3 |
| 3. T.Y. Hilton         | Indianapolis | 17.8 |
| 4. Rob Gronkowski      | New England  | 16.8 |
| 5. Cooper Kupp         | Los Angeles  | 16.0 |

## GURLEY'S HISTORIC MONTH

Rams RB Todd Gurley II was named the NFC Offensive Player of the Month for September of the 2017 season.

Gurley rushed for 241 yards on 63 carries and four touchdowns and hauled in 13 receptions for 140 yards and two touchdowns in his three games in September.

This is the first Player of the Month Award in Gurley's career. He is now the fourth RB in franchise history to receive the honor, joining Eric Dickerson, Marshall Faulk and Steven Jackson. Below is a look at Gurley's feats during this historic month.



RB Todd Gurley II

Gurley tied the Rams franchise record for most touchdowns in the month of September in a single season.

### Most Overall Touchdowns in September Single Seasons in Rams History

| Player             | Year | Games | TDs |
|--------------------|------|-------|-----|
| t1. Todd Gurley II | 2017 | 3     | 6   |
| t1. Marshall Faulk | 2000 | 4     | 6   |
| t1. Greg Bell      | 1988 | 4     | 6   |
| t1. Eric Dickerson | 1983 | 4     | 6   |
| t1. Dick Bass      | 1966 | 4     | 6   |

### Most Touchdowns Week 1 to Week 3 in 2017

| Player              | Team | TDs |
|---------------------|------|-----|
| t1. Todd Gurley II  | LA   | 6   |
| t1. Kareem Hunt     | KC   | 6   |
| t3. Stefon Diggs    | MIN  | 4   |
| t3. Devonta Freeman | ATL  | 4   |
| t3. Mike Gillislee  | NE   | 4   |
| t3. Chris Thompson  | WAS  | 4   |

### Most Yards from Scrimmage Week 1 to Week 3

| Player            | Team | Scrimmage Yds. |
|-------------------|------|----------------|
| 1. Kareem Hunt    | KC   | 538            |
| 2. Todd Gurley II | LA   | 381            |
| 3. Dalvin Cook    | MIN  | 370            |
| 4. Antonio Brown  | PIT  | 354            |
| 5. Chris Thompson | WAS  | 350            |

### Most Rushing Yards Week 1 to Week 3

| Player            | Team | Yds. |
|-------------------|------|------|
| 1. Kareem Hunt    | KC   | 401  |
| 2. Dalvin Cook    | MIN  | 288  |
| 3. Carlos Hyde    | SF   | 253  |
| 4. Todd Gurley II | LA   | 241  |
| 5. C.J. Anderson  | DEN  | 235  |

## THIRD DOWN SUCCESS



RB Todd Gurley II

The Rams are the most efficient team on third downs through Week 8 of the 2017 season. L.A. has converted 49.0 percent (48-of-98) of its third down attempts. On average, teams have converted 39.2 percent of their third down attempts across the league.

The Rams have twice converted over 65 percent of their third downs this season, both have come against NFC West opponents. Against the San Francisco 49ers in the team's Week 3 win, L.A. converted 67 percent (8-of-12) of their third down attempts. Most recently against the Arizona Cardinals, the Rams converted 68 percent (13-of-19) of their third down tries in a game played at Twickenham Stadium in London, England.

WR Cooper Kupp has hauled in 10 receptions for 160 yards on third downs this season, in addition to scoring two touchdowns.

### Third Down Conversion Rate

| Team                    | Att./Conv. | Pct.  |
|-------------------------|------------|-------|
| 1. Los Angeles Rams     | 48/98      | 49.0% |
| 2. Philadelphia Eagles  | 54/113     | 47.8% |
| 3. New England Patriots | 51/111     | 45.9% |
| 4. Carolina Panthers    | 52/116     | 44.8% |
| 5. Dallas Cowboys       | 39/89      | 43.8% |

## PERSONAL PROTECTORS

The Los Angeles Rams offensive line has benefited from free agent additions as well as continuity. Through the first seven games of the 2017 season, L.A. has used the same five starting offensive linemen in all seven games.

Through Week 8, the unit has only allowed QB Jared Goff to be sacked 10 times, tied for the third fewest sacks surrendered by a team during the 2017 season. The Indianapolis Colts have surrendered the most sacks in the league, allowing 33.0 sacks through eight games.

The Rams are surrendering 1.42 sacks per game this season. Last season, L.A. quarterbacks were sacked 3.0 times per game on average.



T Andrew Whitworth

### Fewest Sacks Allowed in 2017

| Team                    | Sacks Allowed |
|-------------------------|---------------|
| 1. New Orleans Saints   | 7             |
| 2. Dallas Cowboys       | 9             |
| t3. Los Angeles Rams    | 10            |
| t3. Minnesota Vikings   | 10            |
| t3. Pittsburgh Steelers | 10            |

Not only has the offensive line kept Goff upright, they have also provided enough time to connect on deep passes. The Rams average 13.0 yards per reception, the second highest average in the NFL through seven games of 2017. L.A. has completed 16 passes more than 25 yards which is tied for the eighth-most amongst NFL teams and the most in the NFC.

### Highest Reception Average in 2017

| Team                    | Yards/Reception |
|-------------------------|-----------------|
| 1. Houston Texans       | 13.2            |
| 2. Los Angeles Rams     | 13.0            |
| 3. Philadelphia Eagles  | 12.8            |
| 4. Pittsburgh Steelers  | 12.5            |
| 5. New England Patriots | 12.3            |





# RAMS OFFENSIVE NOTES

## HIGH-SCORING AFFAIR

The Los Angeles Rams have scored 20-plus points in six of their seven games this season and currently rank second in the NFL in points per game.

Heading into Week 9, L.A. has scored 212 points in its first seven games, 12 points short of matching all of last season's points total.

The Rams scored 107 points through the first three weeks of the 2017 season (46, 20, 41). The last time the Rams had at least 100 points in the first three weeks of the season was in 2000, when they posted 119 points.

The Rams scored at least 40 points twice in the first four games of the 2017 season, prior to the 2017 season, the franchise had not had a 40-plus point showing since Nov. 30, 2014 when they blanked the Oakland Raiders, 52-0.

The Rams are averaging 30.3 points per game through Week 8 of the 2017 season, the second-highest average in the league. The chart below shows the top five teams in the NFL in points-per-game. The next highest scoring NFC team is the Philadelphia Eagles, they have posted 232 points this season and average 29.0 points per game.



QB Jared Goff and HC Sean McVay

### Most Points/Game in 2017

| Team                   | PPG  |
|------------------------|------|
| 1. Houston Texans      | 30.7 |
| 2. Los Angeles Rams    | 30.3 |
| 3. Kansas City Chiefs  | 29.5 |
| 4. Philadelphia Eagles | 29.0 |
| 5. Dallas Cowboys      | 28.3 |

## TRIPLE THREAT

WR Tavon Austin is one of four active players with at least 1,000 yards in three different statistical categories. The fifth year pro has 1,103 career rushing yards, 1,676 career receiving yards and 1,807 combined career return yards.

### Tavon Austin

- 1,103 yards rushing
- 1,676 yards receiving
- 1,807 yards returning

### Jamaal Charles:

- 7,495 yards rushing
- 2,505 yards receiving
- 1,246 yards returning

### Darren Sproles

- 3,366 yards rushing
- 4,656 yards receiving
- 11,142 yard returning

### Jazquizz Rodgers

- 1,888 yards rushing
- 1,260 yards receiving
- 1,192 yards returning

Additionally, Austin has scored at least three touchdowns in each of the above listed categories. The West Virginia product has 24-career touchdowns including 12 receiving touchdowns, nine rushing touchdowns and three punt return touchdowns. His 24 touchdowns rank second amongst wide receivers drafted in the 2013 NFL Draft, trailing only Texans WR DeAndre Hopkins who has 30-career touchdowns.



WR Tavon Austin

## LET'S SCORE SOME MORE



K Greg Zuerlein

Even after having its bye Week 8, L.A. has the league's top individual scorer in K Greg Zuerlein.

RB Todd Gurley II is tied for the 20th-most in the NFL through Week 8 with 48 points scored.

Zuerlein's 84 points this season was aided by a 23-point game against the Cowboys in the team's Week 4 road victory. The 23 points scored was the third-best single-game points total by a kicker in NFL history.

### NFL Individual Leading Scorers

| Player                    | Total Points |
|---------------------------|--------------|
| 1. Greg Zuerlein, L.A.    | 84           |
| 2. Stephen Gustkowski, NE | 80           |
| 3. Kai Forbath, MIN       | 75           |
| 4. Ryan Succop, TEN       | 74           |
| 5. Chris Boswell, PIT     | 69           |

## TODD'S TOUCHDOWNS

Rams RB Todd Gurley II has eight touchdowns in seven games. Gurley has scored five rushing touchdowns and three receiving touchdowns and is tied for the most overall touchdowns.

Gurley has scored 24 career touchdowns in 36 career games with 21 rushing touchdowns and three receiving scores.



RB Todd Gurley II vs. Washington

In only three games, Gurley tied the Rams franchise record for most touchdowns in the month of September. Gurley's six touchdowns tied with Dick Bass, Greg Bell, Eric Dickerson and Marshall Faulk who all accomplished the feat in four games. Gurley was named NFC Offensive Player of the Month for his efforts in the first month of the 2017 season.

After scoring from the ground and air against Washington and San Francisco, Gurley became only the third Ram in the Super Bowl era to score both a rushing touchdown and receiving touchdown in back-to-back weeks, joining Faulk and Steven Jackson.

Gurley is tied for the 20th-most points in the league through Week 8 of the 2017 season with 48 points scored.

### Most Overall Touchdowns in 2017

| Player                | Team | TDs |
|-----------------------|------|-----|
| t1. Todd Gurley II    | LA   | 8   |
| t1. Melvin Gordon     | LAC  | 8   |
| t1. Ezekiel Elliott   | DAL  | 8   |
| t4. Leonard Fournette | JAX  | 7   |
| t4. Will Fuller V     | HOU  | 7   |
| t4. DeAndre Hopkins   | HOU  | 7   |





# RAMS DEFENSIVE NOTES

## ROB'N THE BALL



OLB Robert Quinn

Rams OLB Robert Quinn has made a career out of terrorizing opposing quarterbacks. Since 2012, Quinn leads the National Football League in forced fumbles with 18.

Defensive Coordinator Wade Phillips looks to build on Quinn's success and emulate the success that some of his previous defenses have had in forcing fumbles, Phillips Broncos defensive unit forced 34 fumbles in his two seasons as coordinator, tied for the fourth-best total in those two seasons.

LB Alec Ogletree has forced 11 fumbles since 2012, which is the 18th-highest output in the NFL.

As a team, the Rams have forced 79 fumbles since 2012. The 79 forced fumbles is the fourth-best total in the NFL during that span.

### Individual Forced Fumble Totals 2012-Present

| Player                       | Forced Fumbles |
|------------------------------|----------------|
| <b>1. Robert Quinn, L.A.</b> | <b>18</b>      |
| t2. Von Miller, DEN          | 17             |
| t2. Cameron Wake, MIA        | 17             |
| t2. Ryan Kerrigan, WAS       | 17             |
| 5. Carlos Dunlap, CIN        | 16             |
| t6. Cliff Avril, SEA/DET     | 15             |
| t6. J.J. Watt, HOU           | 15             |
| t6. Charles Tillman, CHI/CAR | 15             |

### Team Forced Fumble Totals 2012-Present

| Player                      | Forced Fumbles |
|-----------------------------|----------------|
| 1. New England Patriots     | 90             |
| 2. Carolina Panthers        | 88             |
| 3. Denver Broncos           | 82             |
| <b>t4. Los Angeles Rams</b> | <b>80</b>      |
| t4. Washington Redskins     | 80             |
| 6. Seattle Seahawks         | 79             |

## A TRU PLAYMAKER

CB Trumaine Johnson leads the 2012 Draft Class with 17 interceptions and was among the NFL's best cornerbacks in 2015 as he enjoyed a breakout season.

The former Montana Grizzly has recorded three career pick six, including his first interception of the 2017 season, which he returned 39 yards for a touchdown, earning him his first-career Defensive Player of the Week accolades.

Johnson's 17 career interceptions are tied for the sixth most since he entered the NFL, and he has more picks than any other player in his draft class. Once he gets his hands on an interception, Johnson averages 16.7 yards per interception return.



CB Trumaine Johnson

### Most Interception, 2012 Draft Class

| Player                            | INTs      |
|-----------------------------------|-----------|
| <b>t1. Trumaine Johnson, L.A.</b> | <b>17</b> |
| t1. Casey Hayward, LAC            | 17        |
| t3. Stephon Gilmore, BUF/NE       | 15        |
| t3. Harrison Smith, MIN           | 15        |
| t5. Janoris Jenkins, STL/NYG      | 14        |
| t5. Luke Kuechly, CAR             | 14        |

## A PRODUCTIVE PRESENCE



DT Aaron Donald

Rams DT Aaron Donald has used an explosive first step to make a living in opponents' backfields since entering the league in 2014.

From the start of the 2014 season, Donald is tied for the league lead in tackles for loss, tallying 64 in 54 games played, including seven TFL in four games during the 2017 season.

### 2014-Present NFL Leaders - Most Tackles for Loss

| Player                       | TFL       |
|------------------------------|-----------|
| <b>1. Aaron Donald, L.A.</b> | <b>64</b> |
| t2. J.J. Watt, HOU           | 62        |
| t2. Khalil Mack, OAK         | 62        |
| 4. Michael Bennett, WAS      | 55        |
| 5. Ndamukong Suh, DET/MIA    | 53        |

## DYNAMIC DUO

The Rams are one-of-four teams in the NFL who have two players with 50+ career sacks. OLB Robert Quinn (56.5) and OLB Connor Barwin (53.5) make up one of the most experienced pass rushing duos in the NFL.

Barwin brought down 49ers QB Brian Hoyer for his first sack as a Ram and corralled Cowboys QB Dak Prescott for his second sack of the season in the team's Week 4 road win.



OLB Connor Barwin

The Carolina Panthers, Kansas City Chiefs and Cincinnati Bengals are the other three teams that feature a duo with 50+ career sacks.

### Teams with Multiple Players with 50+ Career Sack

| Team       | Player/Career Sacks                       | Combined Sacks |
|------------|---|----------------|
| CAR        | J. Peppers/151.0 & C. Johnson/67.5        | 217.5          |
| KC         | T. Hali/89.5 & J. Houston/67.5            | 157.0          |
| CIN        | C. Dunlap/59.0 & G. Atkins/57.0           | 116.0          |
| <b>LAR</b> | <b>R. Quinn/56.5 &amp; C. Barwin/53.5</b> | <b>110.0</b>   |

## A TREE IN THE MIDDLE

In his first four seasons with the Rams, LB Alec Ogletree has three seasons in the top 10 for highest single-season tackle totals, which is the most of any Ram in history.

Through Week 5, Ogletree leads the Rams with 54 total tackles, including 30 solo stops. Additionally, the Georgia product has 2.0 sacks, and 3 PBUs on the season.

Ogletree had his most productive season as a professional, leading the Rams defense with 171 tackles, the fifth-highest output in franchise history in 2016.



LB Alec Ogletree

### Rams Single-Season Leading Tacklers

| Player (season)                | Total tackles |
|--------------------------------|---------------|
| 1. London Fletcher (2000)      | 193           |
| 2. London Fletcher (2001)      | 189           |
| 3. Jim Collins (1984)          | 185           |
| 4. James Laurinaitis (2012)    | 174           |
| <b>5. Alec Ogletree (2016)</b> | <b>171</b>    |
| 6. Roman Phifer (1996)         | 170           |
| <b>7. Alec Ogletree (2014)</b> | <b>169</b>    |
| <b>8. Alec Ogletree (2013)</b> | <b>155</b>    |



# RAMS DEFENSIVE NOTES

## ON THE MARK



LB Mark Barron

LB Mark Barron recorded 135-plus tackles in back-to-back seasons in 2015-2016.

Barron leads the team through the first seven games of the 2017 season with 66 total tackles, including 51 solo stops which is the most on the team.

In the team's Week 4 win at Dallas, the Alabama product posted his first interception of the season, intercepting QB Dak Prescott. Barron led the team in back-to-back weeks with 18 tackles against the Seahawks and 14 against the Jaguars.

Barron started all 16 contests of the 2016 campaign and finished second on the team with 147 tackles. He led or tied for the most tackles on the team in eight of the Rams' contests in their first season back in Los Angeles.

In the team's 2015 Week 7 win over Cleveland, Barron recorded a career-high 19 tackles, which is the most by any Ram in a game since 2001, and was close to matching it against the New Orleans Saints in the 2016 Week 12 match-up, finishing with 18 tackles.

In his career, Barron has recorded 38 TFL, 8.0 sacks, seven interceptions, forced four fumbles and added three fumble recoveries in 85 professional games.

## DONALD DOMINATES

In his first three full seasons as a professional, Donald has recorded at least 8.0 sacks each season, accounting for three of the top six sack performances by a DT in team history.

Through Week 6 of the 2017 season, Donald has recorded 2.0 sacks in five games played. His first sack of the season was a game-clinching sack of 49ers QB Brian Hoyer in the Rams' Week 3 Thursday Night Football win in San Francisco.

Donald has added 19 total tackles including 10 solo stops, six TFLs and 10 QB hits in 2017. According to Pro Football Focus, Donald leads all interior defenders with 36 QB pressures through Week 6 of the 2017 season, despite playing in only five-of-six possible games. 49ers Deforest Bunker ranks second on the list with 30 QB pressures.

In 2015, Donald became just the third Rams defensive tackle to reach double digits in sacks since the NFL began recognizing the stat in 1982. He completed the season one sack shy of surpassing D'Marco Farr for the most in franchise history by a DT.



DT Aaron Donald

### Most Sacks by a Rams DT, Single Season

| Player                | Sacks |
|-----------------------|-------|
| 1. D'Marco Farr, 1995 | 11.5  |
| 2. Aaron Donald, 2015 | 11.0  |
| 3. Sean Gilbert, 1993 | 10.5  |
| 4. Aaron Donald, 2014 | 9.0   |
| 5. D'Marco Farr, 1999 | 8.5   |
| 6. Aaron Donald, 2016 | 8.0   |

## COUNT IT ALL FOR LOSS

Both against the run and the pass, the Rams defense was among the NFL's best over the past two and a half seasons when it came to making plays behind the line of scrimmage.

Since the start of the 2015 season, the L.A. Rams lead the league in opponent negative plays, preventing 285 of the opponents plays from even reaching the line of scrimmage.

Through Week 8 of the 2017 season, L.A. has forced 44 negative plays. The Cleveland Browns lead the league in total negative plays with 70 plays made behind their opponents' line of scrimmage.

The Rams defense forced 113 negative plays by opposing offenses in 2016, the third-most in the NFL this past season. Los Angeles leads the league in negative plays since the start of the 2015 season with 245.

The Rams finished the 2015 season with a league-best 132 negative plays, which included 82 negative rushes and 50 negative passing plays by their opponents.

| Team                    | Plays |
|-------------------------|-------|
| 1. Los Angeles Rams     | 289   |
| 2. Arizona Cardinals    | 287   |
| 3. Jacksonville Jaguars | 281   |
| 4. Philadelphia Eagles  | 276   |
| 5. Carolina Panthers    | 270   |



DT Aaron Donald

## BROCKERS BRINGING IT

DT Michael Brockers started the 2017 with a seven-tackle performance against the Colts, the most on the team in Week 1. Through Week 8, Brockers leads the Rams defensive line with 35 total tackles. The LSU product has also added six TFL, 2.0 sacks, four QB hits and two PDs in 2017.

Since entering the league as a first round pick in 2012, Brockers has started 81-of 82 games played.


Brockers is one of three defensive linemen this season to have multiple PDs in one game. No defensive lineman had multiple PDs until Week 4.

A season ago, he recorded the second-most tackles on the team by an interior defensive lineman (58) during the 2016 season. His 58 total tackles ranked eighth on the team a season ago. In 2016, the LSU product tallied seven quarterback pressures and four quarterback hits despite missing two games in the middle of the season.

Brockers finished the 2015 season with career highs in tackles (74) and tackles for loss (12). His tackle for loss total tied for third among all Rams.

Brockers is one of five Rams defensive linemen who joined the team as a first-round draft pick. He was an All-Rookie selection by the Pro Football Writers of America in 2012.

Brockers has posted 33 TFL, 34 QB hurries, 15.5 sacks, six PDs, forced two fumbles and recovered one fumble in his first six seasons in the National Football League.



DT Michael Brockers





# RAMS SPECIAL TEAMS NOTES

## GREG THE LEG



K Greg Zuerlein

Rams K Greg "The Leg" Zuerlein is one of the most prolific long-distance kickers in NFL history.

At Minnesota (11/8/15), he broke his own team record with a 61-yard field goal. In the process, he became just the second kicker in NFL history to make two 60 yard field goals in a career, joining Sebastian Janikowski. Coincidentally, Rams Special Teams Coordinator John Fassel held the same position with the Raiders when Janikowski accomplished his feat.

Zuerlein owns five of the six longest field goals made in Rams history, and his 61-yard kick in Minnesota was the longest in the NFL during the 2015 season.

Zuerlein has been one of the best deep ball kickers in the league since he arrived in 2012. At Washington (9/20/15), Zuerlein made a 52-yard kick. With 21 career kicks from 50 yards or more, Zuerlein ranks second in team history in field goals of 50 yards or more. He passed Josh Brown last season to move into second on the Rams all-time scoring list. He's tied for the third-most 50-yard field goals in the NFL since 2012.

NFL Kickers have made only 16 field goals of 60 yards or more in league history, and Zuerlein has two of them.

### Most FG made from 50 yards or more, Rams History

| Player               | Years               | Number    |
|----------------------|---------------------|-----------|
| Jeff Wilkins         | 1997-07             | 26        |
| <b>Greg Zuerlein</b> | <b>2012-present</b> | <b>21</b> |
| Josh Brown           | 2008-11             | 15        |
| Tony Zendejas        | 1991-94             | 8         |
| Mike Lansford        | 1982-90             | 4         |

## A LEG UP IN THE SCORING COLUMN


Against Buffalo in the Rams' 2016 Week 5 contest, K Greg Zuerlein made his 100th career field goal. He now has connected on 133 field goals and 164 PATs in his five-year NFL career.

Against the Cowboys in the 2017 Week 4 contest, Zuerlein booted the Rams to their third win of the season, accounting for 23 of the team's 35 points, connecting on 7-of-7 field goal attempts and 2-of-2 PATs. The seven made field goals established a franchise record for single-game field goals and his 23 points is the second-highest total for a Ram in a single game. Zuerlein ties Billy Cundiff for the third-most points by a kicker in a single game in NFL history, falling three points short of Rob Bironas' 26-point effort on 10/21/07. On the season, Zuerlein is 15-of-16 on field goal attempts and 15-of-15 on PATs.

Zuerlein's 98.2 percent PAT success rate is the fourth-highest percentage in franchise history. Zuerlein is the only kicker in franchise history that has kicked PATs from the 2-yard line and the 15-yard line.

In his career, Zuerlein has scored 563 points and connected on 133-of-163 FG attempts and 164-of-167 PATs.

Zuerlein ranks fifth in franchise history with 563 career points, trailing former K Bruce Gossett (571) by 8 points for fourth.




K Greg Zuerlein

## JOHNNY ON THE SPOT

In addition to recording the most punts downed inside opponents' 20-yard line in NFL history a season ago, Hekker broke his own NFL single-season net punting average record (46.0).

Hekker booted a then career-long 75 yard punt against the Carolina Panthers in the Rams' Week 9 contest, and bested himself a week later with a 78-yarder against the New York Jets, earning him NFC Special Teams Player of the Week honors. The former Oregon State Beaver earned NFC Special Teams Player of the Month honors for December during the 2016 season.



P Johnny Hekker

The Oregon State product finished the 2016 season with 98 punts, a 47.8 yard gross punting average, 51 punts inside opponents 20-yard line with only one touchback. As a unit, the Rams punt coverage team limited opponents to 152 return yards on 35 attempts and limited opponents to a league-best 4.3 yard average. With the outstanding coverage unit and directional punting, Hekker posted a 46.0-yard net average on the season, the best in NFL history.

Hekker led the NFL in 2015 in net average (43.7), gross average (47.9) and punts downed inside the opponents' 20 yard-line (41). Since the NFL began tracking punts inside 20 yard-line in 1976, Hekker is the first player to lead the league in gross, net and punts placed inside the 20-yard line in the same season, a feat achieved a season ago.

### Highest Net Punting Average in a Season (Since 1976)

| Player                                | Punts     | Net Avg     |
|---------------------------------------|-----------|-------------|
| <b>1. Johnny Hekker, L.A. - 2016</b>  | <b>98</b> | <b>46.0</b> |
| <b>t2. Johnny Hekker, L.A. - 2013</b> | <b>78</b> | <b>44.2</b> |
| t2. Sam Martin, DET - 2016            | 62        | 44.2        |
| 3. Andy Lee, SF - 2011                | 78        | 44.0        |
| 4. Shane Lechler, OAK - 2009          | 96        | 43.9        |
| <b>5. Johnny Hekker, L.A. - 2015</b>  | <b>91</b> | <b>43.7</b> |

## PINNING THEM DEEP

P Johnny Hekker has pinned 56 percent of his punts this season inside the 20 yard line. That is the best mark in the NFL. Of Hekker's 25 punts, he has pinned 14 inside the 20 yard line with only one touchback.


Opponents have only posted 41 punt return yards against the Rams this season, the second-best mark in the NFL.

This season, Hekker has punted 25 times covering 1,198 yards for a 47.9 yard average and a net average of 45.5 yards, which is the third-best net average in the league through Week 8.

Hekker's 25 punts is tied for the 30th-most this season and among punters that have played at least seven games, is tied for the second-fewest.

### Percentage of Punts Inside Opponents' 20-yard line

| Player                  | I20/P        | I20%         |
|-------------------------|--------------|--------------|
| <b>1. Johnny Hekker</b> | <b>14/25</b> | <b>56.0%</b> |
| 2. Chris Jones          | 14/26        | 53.8%        |
| 3. Dustin Colquitt      | 15/28        | 53.6%        |
| 4. Thomas Morstead      | 12/25        | 48.0%        |
| 5. Tres Way             | 13/29        | 44.8%        |



P Johnny Hekker





# RAMS SPECIAL TEAMS NOTES

## QUICK STRIKE SCORE

WR Pharoh Cooper recorded the first kickoff returned for a touchdown for the Rams since the 2006 season when he took the opening kickoff against the Jaguars 103 yards for the score.

The 103-yard return was the longest return of the season through Week 8.

Cooper leads the NFC in kickoff returns (16), kickoff return yards (494), kickoff return average (30.9) in addition to having the longest return in the NFL of the season.

In his career, Cooper has returned 30 kickoffs for 817 yards with a 27.2 yardsper return average.



WR Pharoh Cooper

### 2017 Kickoff Return Average Leaders

| Player                         | Avg.        |
|--------------------------------|-------------|
| 1. Bobby Rainey, BAL           | 31.6        |
| <b>t2. Pharoh Cooper, L.A.</b> | <b>30.9</b> |
| 2. Cordarrelle Patterson, OAK  | 30.9        |
| 4. Akeem Hunt, KC              | 26.4        |
| 5. Jerick McKinnon             | 26.0        |

## FLIPPING FIELDS

P Johnny Hekker continues to be not only one of the most accurate punters in the NFL, but has developed to be a complete special teams weapon at flipping the field.

Hekker became the first punter in the NFL to record a 75-plus yard punt in back-to-back games since Patriots' Luke Prestridge in 1984.

The Oregon State product established a career-long 75-yard punt in the team's 2016 Week 9 contest against the Carolina Panthers, a record that stuck for a week before he booted a 78-yarder against the New York Jets in the Rams' Week 10 contest. On the season, Hekker has three punts over 75 yards.

There were only nine 70-plus punts during the 2016 NFL campaign, Hekker and Jaguars' Brad Norton each had a 78-yarder to their name. There has not been one 70-yard punt through the first three weeks of the 2017 season.

Hekker's 46.0-yard net average led the league in 2016, and ranks first in NFL history for a single season. Previously, the 16-game record was 44.2, a record Hekker himself set in 2013

Since the NFL went to a 16-game season in 1978, the lowest opponent punt return average, with a minimum of 25 returns, is 2.6 yards, set by the Rams in 2013. The 2016 version of the Rams saw its opponents return 35 punts for just a 4.3 yards per return average.

### Longest Punts Since 2012

| Player, Team                   | Distance  |
|--------------------------------|-----------|
| 1. Robert Malone, NYJ          | 84        |
| 2t. Jordan Berry, PIT          | 79        |
| 2t. Drew Butler, PIT           | 79        |
| 2t. Brett Kern, TEN            | 79        |
| <b>5t. Johnny Hekker, L.A.</b> | <b>78</b> |
| 5t. Brad Nortman, JAX          | 78        |



P Johnny Hekker

## ONE 'HEK' OF A RECORD



P Johnny Hekker

P Johnny Hekker is on an 13-game streak without a touchback, the longest of his career. He had previously posted two separate nine-game streaks without a touchback.

In the team's Week 16 game against the San Francisco 49ers, P Johnny Hekker recorded four punts inside the 20-yard line, moving him into sole possession of the single-season record with 51 punts downed inside opponents' 20-yard line. The punts downed inside the 20 aided his 46.0 net yard average, the best in league history.

The record was previously held by Arizona Punter Dave Zastudil, who amassed 46 punts inside opponents territory during the 2012 season.

Zastudil needed 112 punting attempts to reach the record and also recorded eight touchbacks. Hekker reached 51 punts inside the 20 with 98 punting attempts and only committed one touchback during the 2016 season. Hekker punted a career-high 98 times in 2016.

### Single Season Punts Inside the 20 Record

| Player                               | Punts     | Inside 20 |
|--------------------------------------|-----------|-----------|
| <b>1. Johnny Hekker, L.A. - 2016</b> | <b>98</b> | <b>51</b> |
| 2. Dave Zastudil, ARI - 2012         | 112       | 46        |
| 3. Dustin Colquitt, KC - 2012        | 83        | 45        |

## SHORT CHANGED RETURN



LS Jake McQuaide

The Rams special teams units have flourished since Special Teams Coordinator John Fassel took over prior to the 2012 season.

In the 2017 season opener, the Rams did not allow a single return yard on five punts and nine kickoffs and didn't allow a return yard in the team's Week 6 win at Jacksonville either.

Through the first six games of the 2017 season, the Rams opponents have averaged 3.2 yards per return, the second-best mark in the league, while P Johnny Hekker's 44.7 net yard average is the third-best total this season.

Hekker and the Rams coverage units have backed opponents up deep in their own territory and limited opponents to average just 6.2 yards per punt return, which is the lowest average in the NFL since the start of the 2012 season.

### 2012-Present Team Punting Leaders Avg. Opp. Return

|                            |            |
|----------------------------|------------|
| <b>1. Los Angeles Rams</b> | <b>6.2</b> |
| 2. Minnesota Vikings       | 7.3        |
| t3. Green Bay Packers      | 7.4        |
| t3. New England Patriots   | 7.4        |
| t5. Kansas City Chiefs     | 7.5        |
| t5. San Francisco 49ers    | 7.5        |





# **LOS ANGELES RAMS STATS**





# RAMS 2017 STATS

## Won 5, Lost 2

|              |   |       |                                |
|--------------|---|-------|--------------------------------|
| 9/10         | W | 46-9  | vs. Indianapolis Colts         |
| 9/17         | L | 27-20 | vs. Washington Redskins        |
| 9/21 (Thur.) | W | 41-39 | at San Francisco 49ers         |
| 10/1         | W | 35-30 | at Dallas Cowboys              |
| 10/8         | L | 16-10 | vs. Seattle Seahawks           |
| 10/15        | W | 27-17 | at Jacksonville Jaguars        |
| 10/22        | W | 33-0  | vs. Arizona Cardinals (London) |

|                          | Rams           | Opponent       |
|--------------------------|----------------|----------------|
| <b>Total First Downs</b> | <b>144</b>     | <b>122</b>     |
| Rushing                  | 45             | 36             |
| Passing                  | 85             | 76             |
| Penalty                  | 14             | 10             |
| 3rd Down: Made/Att       | 48/98          | 36/99          |
| 3rd Down Pct.            | 49.0%          | 36.4%          |
| 4th Down: Made/Att       | 1/2            | 5/9            |
| 4th Down Pct.            | 50.0%          | 55.6%          |
| <b>Possession Avg.</b>   | <b>30:35</b>   | <b>29:25</b>   |
| <b>Total Net Yards</b>   | <b>2,584</b>   | <b>2,297</b>   |
| Avg. Per Game            | 369.1          | 328.1          |
| Total Plays              | 446            | 435            |
| Avg. Per Play            | 5.8            | 5.3            |
| <b>Net Yards Rushing</b> | <b>893</b>     | <b>862</b>     |
| Avg. Per Game            | 127.6          | 123.1          |
| Total Rushes             | 212            | 186            |
| <b>Net Yards Passing</b> | <b>1,691</b>   | <b>1,435</b>   |
| Avg. Per Game            | 241.6          | 205.0          |
| Sacked/Yards Lost        | 10/68          | 23/134         |
| Gross Yards              | 1,759          | 1,569          |
| Attempts/Completions     | 224/135        | 226/134        |
| Completion Pct.          | 60.3%          | 59.3%          |
| Had Intercepted          | 4              | 9              |
| <b>Punts/Average</b>     | <b>25/47.9</b> | <b>35/43.0</b> |
| <b>Net Punting Avg.</b>  | <b>45.5</b>    | <b>38.8</b>    |
| <b>Penalties/Yards</b>   | <b>46/378</b>  | <b>44/290</b>  |
| <b>Fumbles/Ball Lost</b> | <b>15/8</b>    | <b>11/3</b>    |
| <b>Touchdowns</b>        | <b>21</b>      | <b>16</b>      |
| Rushing                  | 8              | 8              |
| Passing                  | 9              | 8              |
| Returns                  | 4              | 0              |

| Score By Periods | Q1 | Q2 | Q3 | Q4 | OT | Pts |
|------------------|----|----|----|----|----|-----|
| Rams             | 47 | 87 | 40 | 38 | 0  | 212 |
| Opponents        | 30 | 54 | 13 | 41 | 0  | 138 |

| Scoring          | TD        | Ru       | Pa       | Rt       | PAT          | FG           | 2Pt      | Pts        |
|------------------|-----------|----------|----------|----------|--------------|--------------|----------|------------|
| G.Zuerlein       | 0         | 0        | 0        | 0        | 21/21        | 21/22        | 0        | 84         |
| T.Gurley II      | 8         | 5        | 3        | 0        | 0/0          | 0/0          | 0        | 48         |
| C.Kupp           | 3         | 0        | 3        | 0        | 0/0          | 0/0          | 0        | 18         |
| M.Brown          | 2         | 1        | 0        | 1        | 0/0          | 0/0          | 0        | 12         |
| S.Watkins        | 2         | 0        | 2        | 0        | 0/0          | 0/0          | 0        | 12         |
| L.Joyner         | 1         | 0        | 0        | 1        | 0/0          | 0/0          | 0        | 6          |
| T.Johnson        | 1         | 0        | 0        | 1        | 0/0          | 0/0          | 0        | 6          |
| T.Austin         | 1         | 1        | 0        | 0        | 0/0          | 0/0          | 0        | 6          |
| J.Goff           | 1         | 1        | 0        | 0        | 0/0          | 0/0          | 0        | 6          |
| P.Cooper         | 1         | 0        | 0        | 1        | 0/0          | 0/0          | 0        | 6          |
| G.Everett        | 1         | 0        | 1        | 0        | 0/0          | 0/0          | 0        | 6          |
| M.Fox            | 0         | 0        | 0        | 0        | 0/0          | 0/0          | 0        | 2          |
| <b>Rams</b>      | <b>21</b> | <b>8</b> | <b>9</b> | <b>4</b> | <b>21/21</b> | <b>21/22</b> | <b>0</b> | <b>212</b> |
| <b>Opponents</b> | <b>16</b> | <b>8</b> | <b>8</b> | <b>0</b> | <b>12/14</b> | <b>10/15</b> | <b>0</b> | <b>138</b> |

2-Pt. Conversions: Rams 0/0, Opponents: 0/2  
 Sacks: M.Longacre 4.0, A.Donald 3.0, C.Barwin 3.0, R.Quinn 2.5, M.Fox 2.5, A.Ogletree 2.0, E.Westbrooks 2.0, M.Brockers 2.0, T.Walker 1.0, M.Barron 1.0

**Team: 23.0, Opponents: 10.0**

| Passing          | Att        | Cmp        | Yds          | Cmp%         | Yds/Att    | TD       | TD%         | Int      | Int%        | Long      | Sack /Lost    | Rating      |
|------------------|------------|------------|--------------|--------------|------------|----------|-------------|----------|-------------|-----------|---------------|-------------|
| J.Goff           | 222        | 133        | 1,719        | 59.9%        | 7.7        | 9        | 4.1%        | 4        | 1.8%        | 69        | 10/68         | 90.3        |
| J.Hekker         | 1          | 1          | 28           | 100.0%       | 28.0       | 0        | 0.0%        | 0        | 0.0%        | 28        | 0/0           | 118.8       |
| S.Mannion        | 1          | 1          | 12           | 100.0%       | 12.0       | 0        | 0.0%        | 0        | 0.0%        | 12        | 0/0           | 116.7       |
| <b>Rams</b>      | <b>224</b> | <b>135</b> | <b>1,759</b> | <b>60.3%</b> | <b>7.9</b> | <b>9</b> | <b>4.0%</b> | <b>4</b> | <b>1.8%</b> | <b>69</b> | <b>10/68</b>  | <b>91.0</b> |
| <b>Opponents</b> | <b>226</b> | <b>134</b> | <b>1,569</b> | <b>59.3%</b> | <b>6.9</b> | <b>8</b> | <b>3.5%</b> | <b>9</b> | <b>4.0%</b> | <b>59</b> | <b>23/134</b> | <b>75.6</b> |

| Rushing          | No.        | Yds        | Avg        | Long       | TD       |
|------------------|------------|------------|------------|------------|----------|
| T.Gurley II      | 145        | 627        | 4.3        | 29         | 5        |
| T.Austin         | 25         | 135        | 5.4        | 27t        | 1        |
| M.Brown          | 22         | 81         | 3.7        | 11         | 1        |
| J.Goff           | 13         | 45         | 3.5        | 22         | 1        |
| R.Woods          | 2          | 12         | 6.0        | 8          | 0        |
| J.Davis          | 1          | 1          | 1.0        | 1          | 0        |
| S.Mannion        | 4          | -8         | -2.0       | -1         | 0        |
| <b>Rams</b>      | <b>212</b> | <b>893</b> | <b>4.2</b> | <b>29</b>  | <b>8</b> |
| <b>Opponents</b> | <b>186</b> | <b>862</b> | <b>4.6</b> | <b>75t</b> | <b>8</b> |

| Receiving        | No.        | Yds          | Avg         | Long      | TD       |
|------------------|------------|--------------|-------------|-----------|----------|
| R.Woods          | 27         | 381          | 14.1        | 31        | 0        |
| T.Gurley II      | 27         | 293          | 10.9        | 53t       | 3        |
| C.Kupp           | 23         | 316          | 13.7        | 28        | 3        |
| S.Watkins        | 18         | 264          | 14.7        | 47        | 2        |
| T.Higbee         | 14         | 179          | 12.8        | 35        | 0        |
| G.Everett        | 7          | 154          | 22.0        | 69        | 1        |
| T.Austin         | 7          | 34           | 4.9         | 13        | 0        |
| M.Brown          | 5          | 46           | 9.2         | 16        | 0        |
| D.Carrier        | 3          | 38           | 12.7        | 17        | 0        |
| P.Cooper         | 3          | 26           | 8.7         | 19        | 0        |
| J.Reynolds       | 1          | 28           | 28.0        | 28        | 0        |
| <b>Rams</b>      | <b>135</b> | <b>1,759</b> | <b>13.0</b> | <b>69</b> | <b>9</b> |
| <b>Opponents</b> | <b>134</b> | <b>1,569</b> | <b>11.7</b> | <b>59</b> | <b>8</b> |

| Interceptions    | No.      | Yds        | Avg         | Long      | TD       |
|------------------|----------|------------|-------------|-----------|----------|
| L.Joyner         | 2        | 58         | 29.0        | 29t       | 1        |
| N.Robey          | 2        | 56         | 28.0        | 31        | 0        |
| M.Barron         | 2        | 14         | 7.0         | 10        | 0        |
| J.Johnson        | 1        | 69         | 69.0        | 69        | 0        |
| T.Johnson        | 1        | 39         | 39.0        | 39t       | 1        |
| C.Davis          | 1        | 0          | 0.0         | 0         | 0        |
| <b>Rams</b>      | <b>9</b> | <b>236</b> | <b>26.2</b> | <b>69</b> | <b>2</b> |
| <b>Opponents</b> | <b>4</b> | <b>73</b>  | <b>18.3</b> | <b>39</b> | <b>0</b> |

| Punting          | No        | Yds          | Avg         | Net         | TB       | In        | Lg        | B        |
|------------------|-----------|--------------|-------------|-------------|----------|-----------|-----------|----------|
| J.Hekker         | 25        | 1,198        | 47.9        | 45.5        | 1        | 14        | 67        | 0        |
| <b>Rams</b>      | <b>25</b> | <b>1,198</b> | <b>47.9</b> | <b>45.5</b> | <b>1</b> | <b>14</b> | <b>67</b> | <b>0</b> |
| <b>Opponents</b> | <b>35</b> | <b>1,504</b> | <b>43.0</b> | <b>38.8</b> | <b>2</b> | <b>11</b> | <b>62</b> | <b>1</b> |

| Punt Returns     | Ret       | FC       | Yds        | Avg        | Long      | TD       |
|------------------|-----------|----------|------------|------------|-----------|----------|
| T.Austin         | 12        | 1        | 53         | 4.4        | 12        | 0        |
| P.Cooper         | 6         | 1        | 47         | 7.8        | 20        | 0        |
| T.Johnson        | 1         | 0        | 6          | 6.0        | 6         | 0        |
| C.Kupp           | 0         | 2        | 0          | 0          | 0         | 0        |
| <b>Rams</b>      | <b>19</b> | <b>4</b> | <b>106</b> | <b>5.6</b> | <b>20</b> | <b>0</b> |
| <b>Opponents</b> | <b>11</b> | <b>4</b> | <b>41</b>  | <b>3.7</b> | <b>13</b> | <b>0</b> |

| Kickoff Returns  | No.       | Yds        | Avg         | Long        | TD       |
|------------------|-----------|------------|-------------|-------------|----------|
| P.Cooper         | 16        | 494        | 30.9        | 103t        | 1        |
| T.Austin         | 1         | 13         | 13.0        | 13          | 0        |
| <b>Rams</b>      | <b>17</b> | <b>507</b> | <b>29.8</b> | <b>103t</b> | <b>1</b> |
| <b>Opponents</b> | <b>10</b> | <b>209</b> | <b>20.9</b> | <b>28</b>   | <b>0</b> |

| Field Goals      | 1-19        | 20-29       | 30-39       | 40-49       | 50+         |
|------------------|-------------|-------------|-------------|-------------|-------------|
| G.Zuerlein       | 1/ 1        | 3/ 3        | 7/ 8        | 7/ 7        | 3/ 3        |
| <b>Rams</b>      | <b>1/ 1</b> | <b>3/ 3</b> | <b>7/ 8</b> | <b>7/ 7</b> | <b>3/ 3</b> |
| <b>Opponents</b> | <b>0/ 0</b> | <b>2/ 2</b> | <b>3/ 5</b> | <b>5/ 5</b> | <b>0/ 3</b> |

Fumbles Lost: T.Austin 3, T.Gurley 2, J.Goff 1, P.Cooper 1, R. Woods 1 **Total: 8**

Opponent Fumble Recoveries: T.Johnson 1, N. Robey-Coleman 1, T. Hill 1, **Total: 3**



# RAMS 2017 DEFENSIVE STATS

Based on coaches' film review

| Row Labels    | Tot Tackle | SOLO | AST | TFLs | Sack | QBHit | PBU | INT | FF | FR | DTD |
|---------------|------------|------|-----|------|------|-------|-----|-----|----|----|-----|
| 26-Barron     | 66         | 51   | 15  | 1    | 1    | 2     | 4   | 2   |    |    |     |
| 52-Ogletree   | 65         | 36   | 29  |      | 2    | 8     | 4   |     |    |    |     |
| 90-Brockers   | 35         | 25   | 10  | 6    | 2    | 4     | 2   |     |    |    |     |
| 22-Johnson    | 28         | 21   | 7   |      |      |       | 5   | 1   | 1  | 1  | 1   |
| 23-Robey      | 26         | 18   | 8   |      |      |       | 4   | 2   | 1  | 1  |     |
| 98-Barwin     | 24         | 12   | 12  | 3    | 3    | 2     |     |     |    |    |     |
| 43-Johnson    | 22         | 13   | 9   | 1    |      |       | 4   | 1   |    |    |     |
| 31-Alexander  | 22         | 12   | 10  |      |      |       |     |     |    |    |     |
| 99-Donald     | 22         | 12   | 10  | 8    | 3    | 12    |     |     | 1  |    |     |
| 38-Davis      | 22         | 9    | 13  |      |      | 1     | 2   | 1   |    |    |     |
| 20-Joyner     | 21         | 15   | 6   |      |      |       | 1   | 2   |    |    | 1   |
| 21-Webster    | 20         | 16   | 4   |      |      |       | 3   |     |    |    |     |
| 96-Longacre   | 17         | 11   | 6   | 4    | 4    | 6     | 1   |     | 1  |    |     |
| 94-Quinn      | 15         | 9    | 6   | 3    | 2.5  | 5     | 1   |     |    |    |     |
| 92-Smart      | 14         | 9    | 5   |      |      | 1     | 1   |     |    |    |     |
| 50-Ebukam     | 12         | 4    | 8   |      |      | 1     |     |     |    |    |     |
| 93-Westbrooks | 12         | 8    | 4   | 2    | 2    | 2     | 1   |     |    |    |     |
| 97-Fox        | 11         | 8    | 3   | 2    | 2.5  | 3     |     |     | 1  |    |     |
| 95-Walker     | 8          | 5    | 3   | 2    | 1    | 1     | 3   |     | 1  |    |     |
| 58-Littleton  | 6          | 4    | 2   |      |      |       | 1   |     | 1  |    |     |
| 24-Countess   | 6          | 5    | 1   | 1    |      |       |     |     |    |    |     |
| 41-Christian  | 2          | 1    | 1   |      |      |       |     |     |    |    |     |
| 32-Hill       | 1          | 1    |     |      |      |       | 2   |     |    |    |     |
| 36-Hatfield   | 1          | 1    |     |      |      |       |     |     |    |    |     |
| 54-Hager      | 0          |      |     |      |      |       |     |     |    |    |     |

# RAMS 2017 SPECIAL TEAMS TACKLES

Based on coaches' film review

|                | Tackles |
|----------------|---------|
| 24-Countess    | 5       |
| 50-Ebukam      | 4       |
| 43-Johnson III | 4       |
| 58-Littleton   | 4       |
| 38-Davis       | 3       |
| 54-Hager       | 2       |
| 83-Reynolds    | 1       |
| 44-McQuaide    | 1       |
| 86-Carrier     | 1       |
| 41-Christian   | 1       |
| 32-Hill        | 1       |
| 31-Alexander   | 1       |
| 26-Barron      | 1       |







# **LOS ANGELES RAMS ROSTER**



# LOS ANGELES RAMS COACHES/PRONUNCIATION

## RAMS COACHING STAFF

|  |                         |
|--|-------------------------|
| Head Coach.....                          | <b>Sean McVay</b>       |
| Assistant Head Coach/Linebackers.....    | <b>Joe Barry</b>        |
| Special Teams Coordinator.....           | <b>John Fassel</b>      |
| Offensive Coordinator.....               | <b>Matt LaFleur</b>     |
| Defensive Coordinator.....               | <b>Wade Phillips</b>    |
| Defensive Quality Control.....           | <b>Thad Bogardus</b>    |
| Assistant Offensive Line.....            | <b>Andy Dickerson</b>   |
| Safeties.....                            | <b>Ejiro Evero</b>      |
| Assistant Strength and Conditioning..... | <b>Edward Grayer</b>    |
| Defensive Line.....                      | <b>Bill Johnson</b>     |
| Offensive Line.....                      | <b>Aaron Kromer</b>     |
| Offensive Quality Control.....           | <b>Zak Kromer</b>       |
| Assistant Special Teams.....             | <b>Tyrone McKenzie</b>  |
| Strength Assistant.....                  | <b>Fernando Noriega</b> |
| Quarterbacks.....                        | <b>Greg Olson</b>       |
| Running Backs.....                       | <b>Skip Peete</b>       |
| Cornerbacks.....                         | <b>Aubrey Pleasant</b>  |
| Head Strength & Conditioning.....        | <b>Ted Rath</b>         |
| Assistant Linebackers.....               | <b>Chris Shula</b>      |
| Assistant Wide Receivers.....            | <b>Zac Taylor</b>       |
| Assistant Strength and Conditioning..... | <b>Blair Wagner</b>     |
| Tight Ends.....                          | <b>Shane Waldron</b>    |
| Wide Receivers.....                      | <b>Eric Yarber</b>      |

## RAMS PRONUNCIATION GUIDE

|    |                                    |                  |
|----|------------------------------------|------------------|
| 11 | <b>TAVON</b> Austin.....           | TAY-von          |
| 66 | Austin <b>BLYTHE</b> .....         | BLY-th           |
| 68 | <b>JAMON</b> Brown.....            | juh-MON          |
| 41 | <b>MARQUI</b> Christian.....       | MAR-key          |
| 10 | <b>PHAROH</b> Cooper.....          | FAIR-oh          |
| 64 | Andrew <b>DONNAL</b> .....         | don-NEL          |
| 50 | Samson <b>EBUKAM</b> .....         | ay-BOO-kam       |
| 30 | Todd <b>GURLEY</b> .....           | GUR-lee          |
| 54 | Bryce <b>HAGER</b> .....           | HAY-gur          |
| 79 | Rob <b>HAVENSTEIN</b> .....        | HAY-vin-stine    |
| 44 | Jake <b>McQUAIDE</b> .....         | Mc-KWAYD         |
| 51 | <b>EJUAN</b> Price.....            | JUAN             |
| 23 | <b>NICKELL ROBEY</b> -Coleman..... | Nick-ELL Robe-EE |
| 4  | Greg <b>ZUERLEIN</b> .....         | ZURR-line        |





# LOS ANGELES RAMS UNOFFICIAL DEPTH CHART

## OFFENSE

|    |                     |                          |                        |
|----|---------------------|--------------------------|------------------------|
| WR | 11 Tavon Austin     | 10 Pharoh Cooper         | 88 Michael Thomas      |
| TE | 89 Tyler Higbee     | 81 <u>Gerald Everett</u> | 86 Derek Carrier       |
| LT | 77 Andrew Whitworth | 73 Cornelius Lucas       |                        |
| LG | 76 Rodger Saffold   |                          |                        |
| C  | 65 John Sullivan    | 66 Austin Blythe         |                        |
| RG | 68 Jamon Brown      | 64 Andrew Donnal         |                        |
| RT | 79 Rob Havenstein   | 63 Darrell Williams      |                        |
| WR | 12 Sammy Watkins    | 83 <u>Josh Reynolds</u>  |                        |
| WR | 17 Robert Woods     | 18 <u>Cooper Kupp</u>    |                        |
| QB | 16 Jared Goff       | 14 Sean Mannion          | 8 Brandon Allen        |
| HB | 30 Todd Gurley II   | 34 Malcolm Brown         | 33 <u>Justin Davis</u> |

## DEFENSE

|     |                            |                              |                       |
|-----|----------------------------|------------------------------|-----------------------|
| DE  | 93 Ethan Westbrooks        | 97 Morgan Fox                |                       |
| NT  | 90 Michael Brockers        | 95 Tyrunn Walker             |                       |
| DT  | 99 Aaron Donald            | 92 <u>Tanzel Smart</u>       |                       |
| OLB | 94 Robert Quinn            | 96 Matt Longacre             | 51 <u>Ejuan Price</u> |
| OLB | 98 Connor Barwin           | 50 <u>Samson Ebukam</u>      |                       |
| ILB | 52 Alec Ogletree           | 54 Bryce Hager               |                       |
| ILB | 26 Mark Barron             | 58 Cory Littleton            |                       |
| LCB | 22 Trumaine Johnson        | 23 Nickell Robey-Coleman     |                       |
| RCB | 21 Kayvon Webster          | 36 <u>Dominique Hatfield</u> | 32 Troy Hill          |
| SS  | 43 <u>John Johnson III</u> | 24 Blake Countess            |                       |
| FS  | 20 Lamarcus Joyner         | 38 Cody Davis                | 41 Marqui Christian   |

## SPECIALISTS

|    |                  |                       |  |
|----|------------------|-----------------------|--|
| P  | 6 Johnny Hekker  |                       |  |
| K  | 4 Greg Zuerlein  |                       |  |
| H  | 6 Johnny Hekker  |                       |  |
| LS | 44 Jake McQuaide |                       |  |
| PR | 10 Pharoh Cooper | 18 <u>Cooper Kupp</u> |  |
| KR | 10 Pharoh Cooper | 11 Tavon Austin       |  |

**Head Coach:** Sean McVay

**Assistants:** Joe Barry (Assistant Head Coach/Linebackers), John Fassel (Special Teams Coordinator), Matt LaFleur (Offensive Coordinator), Wade Phillips (Defensive Coordinator), Thad Bogardus (Defensive Quality Control), Andy Dickerson (Assistant Offensive Line), Ejiro Evero (Safeties), Edward Grayer (Assistant Strength and Conditioning), Bill Johnson (Defensive Line), Aaron Kromer (Offensive Line), Zak Kromer (Offensive Quality Control), Tyrone McKenzie (Assistant Special Teams), Fernando Noriega (Strength Assistant), Greg Olson (Quarterbacks), Skip Peete (Running Backs), Aubrey Pleasant (Cornerbacks), Ted Rath (Head Strength & Conditioning), Chris Shula (Assistant Linebackers), Zac Taylor (Assistant Wide Receivers), Blair Wagner (Assistant Strength and Conditioning), Shane Waldron (Tight Ends), Eric Yarber (Wide Receivers)



# LOS ANGELES RAMS ALPHABETICAL ROSTER

| NO. | PLAYER                 | POS | HT   | WT  | DOB        | AGE | EXP | COLLEGE                  | H.S. HOMETOWN          | ACQUIRED    |
|-----|------------------------|-----|------|-----|------------|-----|-----|--------------------------|------------------------|-------------|
| 8   | Allen, Brandon         | QB  | 6-2  | 214 | 9/5/1992   | 25  | 1   | Arkansas                 | Fayetteville, Ark.     | FA-'17      |
| 11  | Austin, Tavon          | WR  | 5-8  | 179 | 3/15/1990  | 27  | 5   | West Virginia            | Baltimore, Md.         | D1A-'13     |
| 26  | Barron, Mark           | LB  | 6-2  | 225 | 10/27/1989 | 28  | 6   | Alabama                  | Mobile, Ala.           | T(TB)-'14   |
| 98  | Barwin, Connor         | OLB | 6-4  | 255 | 10/15/1986 | 31  | 9   | Cincinnati               | Southfield, Mich.      | FA-'17      |
| 66  | Blythe, Austin         | C   | 6-3  | 300 | 6/16/1992  | 25  | 2   | Iowa                     | Williamsburg, Iowa     | W(IND)-'17  |
| 90  | Brockers, Michael      | DT  | 6-5  | 302 | 12/21/1990 | 26  | 6   | LSU                      | Houston, Texas         | D1-'12      |
| 68  | Brown, Jamon           | G   | 6-4  | 330 | 3/15/1993  | 24  | 3   | Louisville               | Louisville, Ky.        | D3A-'15     |
| 34  | Brown, Malcolm         | RB  | 5-11 | 227 | 5/15/1993  | 24  | 2   | Texas                    | Cibola, Texas          | FA-'15      |
| 86  | Carrier, Derek         | TE  | 6-4  | 244 | 7/25/1990  | 27  | 5   | Beloit (Wis.)            | Edgerton, Wis.         | T(WAS)-'17  |
| 41  | Christian, Marqui      | S   | 5-11 | 200 | 10/27/1994 | 23  | 2   | Midwestern State         | Spring, Texas          | W(AZ) - '16 |
| 10  | Cooper, Pharoh         | WR  | 5-11 | 207 | 3/7/1995   | 22  | 2   | South Carolina           | Havelock, N.C.         | D4B-'16     |
| 24  | Countess, Blake        | DB  | 5-10 | 185 | 8/8/1993   | 24  | 2   | Auburn                   | Owings Mills, MD       | FA-'16      |
| 38  | Davis, Cody            | S   | 6-1  | 203 | 6/6/1989   | 28  | 5   | Texas Tech               | Stephenville, Texas    | FA-'13      |
| 33  | Davis, Justin          | RB  | 6-1  | 198 | 11/11/1995 | 21  | R   | Southern California      | Stockton, Calif.       | FA-'17      |
| 99  | Donald, Aaron          | DT  | 6-1  | 280 | 5/23/1991  | 26  | 4   | Pittsburgh               | Pittsburgh, Pa.        | D1B-'14     |
| 64  | Donnal, Andrew         | T   | 6-6  | 310 | 3/3/1992   | 25  | 3   | Iowa                     | Monclova, Ohio         | D4-'15      |
| 50  | Ebukam, Samson         | OLB | 6-3  | 240 | 5/9/1995   | 22  | R   | Eastern Washington       | Portland, Ore.         | D4B-'17     |
| 81  | Everett, Gerald        | TE  | 6-3  | 245 | 6/25/1994  | 23  | R   | South Alabama            | Decatur, Ga.           | D2-'17      |
| 97  | Fox, Morgan            | DE  | 6-3  | 275 | 9/12/1994  | 23  | 2   | Colorado State Pueblo    | Colorado Springs, Colo | FA-'16      |
| 16  | Goff, Jared            | QB  | 6-4  | 223 | 10/14/1994 | 23  | 2   | California               | Novato, Calif.         | D1-'16      |
| 30  | Gurley II, Todd        | RB  | 6-1  | 227 | 8/3/1994   | 23  | 3   | Georgia                  | Tarboro, N.C.          | D1-'15      |
| 56  | Hager, Bryce           | LB  | 6-1  | 237 | 5/4/1992   | 25  | 3   | Baylor                   | Austin, Texas          | D7A-'15     |
| 34  | Hatfield, Dominique    | CB  | 5-10 | 170 | 12/13/1994 | 22  | R   | Utah                     | Los Angeles, Calif.    | FA-'17      |
| 79  | Havenstein, Rob        | T   | 6-8  | 328 | 5/13/1992  | 25  | 3   | Wisconsin                | Mount Airy, Md.        | D2-'15      |
| 6   | Hekker, Johnny         | P   | 6-5  | 241 | 2/8/1990   | 27  | 6   | Oregon State             | Bothell, Wash.         | FA-'12      |
| 89  | Higbee, Tyler          | TE  | 6-6  | 257 | 1/1/1993   | 24  | 2   | Western Kentucky         | Clearwater, Fla.       | D4A-'16     |
| 32  | Hill, Troy             | CB  | 5-11 | 184 | 8/29/1991  | 26  | 3   | Oregon                   | Youngstown, Ohio       | W(NE) - '15 |
| 43  | Johnson III, John      | S   | 6-0  | 204 | 12/19/1995 | 21  | R   | Boston College           | West Hyattsville, Md.  | D3B-'17     |
| 22  | Johnson, Trumaine      | CB  | 6-2  | 213 | 1/1/1990   | 27  | 6   | Montana                  | Stockton, Calif.       | D3-'12      |
| 20  | Joyner, Lamarqus       | S   | 5-8  | 190 | 11/27/1990 | 26  | 4   | Florida State            | Miami, Fla.            | D2-'14      |
| 18  | Kupp, Cooper           | WR  | 6-2  | 205 | 6/15/1993  | 24  | R   | Eastern Washington       | Yakima, Wash.          | D3A-'17     |
| 58  | Littleton, Cory        | OLB | 6-3  | 225 | 11/18/1993 | 23  | 2   | Washington               | Spring Valley, Calif.  | FA-'16      |
| 96  | Longacre, Matt         | OLB | 6-3  | 255 | 9/21/1991  | 26  | 3   | Northwest Missouri State | Omaha, Neb.            | FA-'15      |
| 73  | Lucas, Cornelius       | T   | 6-9  | 320 | 7/18/1991  | 26  | 4   | Kansas State             | New Orleans, La.       | FA-'17      |
| 14  | Mannion, Sean          | QB  | 6-6  | 231 | 4/25/1992  | 25  | 2   | Oregon State             | Pleasanton, Calif.     | D3B-'15     |
| 44  | McQuaide, Jake         | LS  | 6-2  | 225 | 12/7/1987  | 29  | 7   | Ohio State               | Cincinnati, Ohio       | FA-'11      |
| 52  | Ogletree, Alec         | LB  | 6-2  | 235 | 9/25/1991  | 26  | 5   | Georgia                  | Newnan, Ga.            | D1B-'13     |
| 51  | Price, Ejuan           | OLB | 5-11 | 250 | 1/30/1993  | 24  | R   | Pittsburgh               | Rankin, Pa.            | D7-'17      |
| 94  | Quinn, Robert          | OLB | 6-4  | 250 | 5/18/1990  | 27  | 7   | North Carolina           | Ladson, S.C.           | D1-'11      |
| 83  | Reynolds, Josh         | WR  | 6-3  | 192 | 2/16/1995  | 22  | R   | Texas A&M                | San Antonio, Texas     | D4A-'17     |
| 23  | Robey-Coleman, Nickell | CB  | 5-8  | 178 | 11/17/1992 | 25  | 5   | Southern California      | Frostproof, Fla.       | FA-'17      |
| 76  | Saffold, Rodger        | G   | 6-5  | 325 | 6/6/1988   | 29  | 8   | Indiana                  | Bedford, Ohio          | D2-'10      |
| 92  | Smart, Tanzel          | DT  | 6-1  | 290 | 11/6/1994  | 22  | R   | Tulane                   | Baton Rouge, La.       | D6A-'17     |
| 65  | Sullivan, John         | C   | 6-4  | 310 | 8/8/1985   | 32  | 9   | Notre Dame               | Old Greenwich, Conn.   | FA-'17      |
| 88  | Thomas, Michael        | WR  | 6-1  | 195 | 8/16/1994  | 23  | 2   | Southern Mississippi     | Chicago, Ill.          | D6C-'16     |
| 95  | Walker, Tyrunn         | DT  | 6-3  | 310 | 3/18/1990  | 27  | 5   | Tulsa                    | New Iberia, La.        | FA-'17      |
| 12  | Watkins, Sammy         | WR  | 6-1  | 211 | 6/14/1993  | 24  | 4   | Clemson                  | Fort Myers, Fla.       | T(BUF)-'17  |
| 21  | Webster, Kayvon        | CB  | 5-11 | 192 | 2/1/1991   | 26  | 5   | South Florida            | Opa-Locka, Fla.        | FA-'17      |
| 93  | Westbrooks, Ethan      | DE  | 6-4  | 283 | 11/15/1990 | 26  | 4   | West Texas A&M           | Oakland, Calif.        | FA-'14      |
| 77  | Whitworth, Andrew      | T   | 6-7  | 333 | 12/12/1981 | 35  | 12  | LSU                      | Monroe, La.            | FA-'17      |
| 63  | Williams, Darrell      | T   | 6-5  | 305 | 8/3/1993   | 24  | 2   | South Florida            | Orlando, Fla.          | FA-'15      |
| 17  | Woods, Robert          | WR  | 6-0  | 193 | 4/10/1992  | 25  | 5   | Southern California      | Gardena, Calif.        | FA-'17      |
| 4   | Zuerlein, Greg         | K   | 6-0  | 191 | 12/27/1987 | 29  | 6   | Missouri Western         | Lincoln, Neb.          | D6-'12      |

Active Roster: 53

## Practice Squad

|    |                  |     |      |     |            |    |   |                          |                     |            |
|----|------------------|-----|------|-----|------------|----|---|--------------------------|---------------------|------------|
| 13 | Brown, Fred      | WR  | 6-1  | 196 | 12/1/1993  | 23 | R | Mississippi State        | Jackson, Miss.      | FA-'17     |
| 67 | Bryant, Omarius  | DT  | 6-3  | 315 | 10/26/1994 | 23 | R | Western Kentucky         | Byram, Miss.        | FA-'17     |
| 27 | Johnson, Isaiah  | DB  | 6-1  | 207 | 5/16/1992  | 25 | 3 | Georgia Tech             | Columbus, Ohio      | FA-'16     |
| 19 | McRoberts, Paul  | WR  | 6-2  | 197 | 11/15/1992 | 24 | 1 | Southeast Missouri State | St. Louis, Mo.      | FA-'16     |
| 82 | Mundt, Johnny    | TE  | 6-4  | 232 | 11/23/1994 | 22 | R | Oregon                   | Modesto, Calif.     | FA-'17     |
| 72 | Neary, Aaron     | C/G | 6-4  | 301 | 11/15/1992 | 24 | 1 | Eastern Washington       | Richland, Wash.     | W(PHI)-'17 |
| 47 | Peterson, Kevin  | CB  | 5-11 | 180 | 3/22/1994  | 23 | 1 | Oklahoma State           | Muskogee, Okla.     | FA-'16     |
| 39 | Rogers, Sam      | FB  | 5-10 | 235 | 4/12/1995  | 22 | R | Virginia Tech            | Mechanicsville, Va. | D6B-'17    |
| 56 | Sickels, Garrett | OLB | 6-4  | 252 | 9/24/1994  | 23 | R | Penn State               | Red Bank, N.J.      | FA-'17     |
| 53 | Thompson, Carlos | OLB | 6-5  | 250 | 2/16/1992  | 25 | 1 | Mississippi              | Hollandale, Miss.   | FA-'17     |

Practice Squad: 10

## Reserve/Physically Unable to Perform (PUP)

|    |               |    |     |     |           |    |   |             |                    |        |
|----|---------------|----|-----|-----|-----------|----|---|-------------|--------------------|--------|
| 25 | Dunbar, Lance | RB | 5-8 | 187 | 1/25/1990 | 27 | 6 | North Texas | Haltom City, Texas | FA-'17 |
|----|---------------|----|-----|-----|-----------|----|---|-------------|--------------------|--------|

## Reserve/Injured

|     |                      |    |      |     |            |    |   |                      |                     |         |
|-----|----------------------|----|------|-----|------------|----|---|----------------------|---------------------|---------|
| 91  | Easley, Dominique    | DT | 6-2  | 273 | 4/28/1992  | 25 | 4 | Florida              | Staten Island, N.Y. | FA-'16  |
| 84  | Hemingway, Temarrick | TE | 6-5  | 251 | 7/30/1993  | 24 | 2 | South Carolina State | Loris, S.C.         | D6A-'16 |
| 15  | Marquez, Bradley     | WR | 5-10 | 205 | 12/14/1992 | 24 | 3 | Texas Tech           | Odessa, Texas       | FA-'15  |
| 41B | Tillery, Lenard      | RB | 5-10 | 198 | 12/9/1993  | 23 | R | Southern             | Baton Rouge, La.    | FA-'17  |



# LOS ANGELES RAMS NUMERICAL ROSTER

| NO. | PLAYER                | POS | HT   | WT  | DOB        | AGE | EXP | COLLEGE                  | H.S. HOMETOWN           | ACQUIRED    |
|-----|-----------------------|-----|------|-----|------------|-----|-----|--------------------------|-------------------------|-------------|
| 4   | Greg Zuerlein         | K   | 6-0  | 191 | 12/27/1987 | 29  | 6   | Missouri Western         | Lincoln, Neb.           | D6-'12      |
| 6   | Johnny Hekker         | P   | 6-5  | 241 | 2/8/1990   | 27  | 6   | Oregon State             | Bothell, Wash.          | FA-'12      |
| 8   | Brandon Allen         | QB  | 6-2  | 214 | 9/5/1992   | 25  | 1   | Arkansas                 | Fayetteville, Ark.      | FA-'17      |
| 10  | Pharoh Cooper         | WR  | 5-11 | 207 | 3/7/1995   | 22  | 2   | South Carolina           | Havelock, N.C.          | D4B-'16     |
| 11  | Tavon Austin          | WR  | 5-8  | 179 | 3/15/1990  | 27  | 5   | West Virginia            | Baltimore, Md.          | D1A-'13     |
| 12  | Sammy Watkins         | WR  | 6-1  | 211 | 6/14/1993  | 24  | 4   | Clemson                  | Fort Myers, Fla.        | T(BUF)-'17  |
| 14  | Sean Mannion          | QB  | 6-6  | 231 | 4/25/1992  | 25  | 2   | Oregon State             | Pleasanton, Calif.      | D3B-'15     |
| 16  | Jared Goff            | QB  | 6-4  | 223 | 10/14/1994 | 23  | 2   | California               | Novato, Calif.          | D1-'16      |
| 17  | Robert Woods          | WR  | 6-0  | 193 | 4/10/1992  | 25  | 5   | Southern California      | Gardena, Calif          | FA-'17      |
| 18  | Cooper Kupp           | WR  | 6-2  | 205 | 6/15/1993  | 24  | R   | Eastern Washington       | Yakima, Wash.           | D3A-'17     |
| 20  | Lamarcus Joyner       | S   | 5-8  | 190 | 11/27/1990 | 26  | 4   | Florida State            | Miami, Fla.             | D2-'14      |
| 21  | Kayvon Webster        | CB  | 5-11 | 192 | 2/1/1991   | 26  | 5   | South Florida            | Opa-Locka, Fla.         | FA-'17      |
| 22  | Trumaine Johnson      | CB  | 6-2  | 213 | 1/1/1990   | 27  | 6   | Montana                  | Stockton, Calif.        | D3-'12      |
| 23  | Nickell Robey-Coleman | CB  | 5-8  | 178 | 1/17/1992  | 25  | 5   | Southern California      | Frostproof, Fla.        | FA-'17      |
| 24  | Blake Countess        | DB  | 5-10 | 185 | 8/8/1993   | 24  | 2   | Auburn                   | Owings Mills, MD        | FA-'16      |
| 26  | Mark Barron           | LB  | 6-2  | 225 | 10/27/1989 | 28  | 6   | Alabama                  | Mobile, Ala.            | T(TB)-'14   |
| 30  | Todd Gurley II        | RB  | 6-1  | 227 | 8/3/1994   | 23  | 3   | Georgia                  | Tarboro, N.C.           | D1-'15      |
| 32  | Troy Hill             | CB  | 5-11 | 184 | 8/29/1991  | 26  | 3   | Oregon                   | Youngstown, Ohio        | W(NE) - '15 |
| 33  | Justin Davis          | RB  | 6-1  | 198 | 11/11/1995 | 21  | R   | Southern California      | Stockton, Calif.        | FA-'17      |
| 34  | Malcolm Brown         | RB  | 5-11 | 227 | 5/15/1993  | 24  | 2   | Texas                    | Cibolo, Texas           | FA-'15      |
| 36  | Dominique Hatfield    | CB  | 5-10 | 170 | 12/13/1994 | 22  | R   | Utah                     | Los Angeles, Calif.     | FA-'17      |
| 38  | Cody Davis            | S   | 6-1  | 203 | 6/6/1989   | 28  | 5   | Texas Tech               | Stephenville, Texas     | FA-'13      |
| 41  | Marqui Christian      | S   | 5-11 | 200 | 10/27/1994 | 23  | 2   | Midwestern State         | Spring, Texas           | W(AZ) - '16 |
| 43  | John Johnson III      | S   | 6-0  | 204 | 12/19/1995 | 21  | R   | Boston College           | West Hyattsville, Md.   | D3B-'17     |
| 44  | Jake McQuaide         | LS  | 6-2  | 225 | 12/7/1987  | 29  | 7   | Ohio State               | Cincinnati, Ohio        | FA-'11      |
| 50  | Samson Ebukam         | OLB | 6-3  | 240 | 5/9/1995   | 22  | R   | Eastern Washington       | Portland, Ore.          | D4B-'17     |
| 51  | Ejuan Price           | OLB | 5-11 | 250 | 1/30/1993  | 24  | R   | Pittsburgh               | Rankin, Pa.             | D7-'17      |
| 52  | Alec Ogletree         | LB  | 6-2  | 235 | 9/25/1991  | 26  | 5   | Georgia                  | Newnan, Ga.             | D1B-'13     |
| 54  | Bryce Hager           | LB  | 6-1  | 237 | 5/4/1992   | 25  | 3   | Baylor                   | Austin, Texas           | D7A-'15     |
| 58  | Cory Littleton        | OLB | 6-3  | 225 | 11/18/1993 | 23  | 2   | Washington               | Spring Valley, Calif.   | FA-'16      |
| 63  | Darrell Williams      | T   | 6-5  | 305 | 8/3/1993   | 24  | 2   | South Florida            | Orlando, Fla.           | FA-'15      |
| 64  | Andrew Donnal         | T   | 6-6  | 310 | 3/3/1992   | 25  | 3   | Iowa                     | Monclova, Ohio          | D4-'15      |
| 65  | John Sullivan         | C   | 6-4  | 310 | 8/8/1985   | 32  | 9   | Notre Dame               | Old Greenwich, Conn.    | FA-'17      |
| 66  | Austin Blythe         | C   | 6-3  | 300 | 6/16/1992  | 25  | 2   | Iowa                     | Williamsburg, Iowa      | W(IND)-'17  |
| 68  | Jamon Brown           | G   | 6-4  | 330 | 3/15/1993  | 24  | 3   | Louisville               | Louisville, Ky.         | D3A-'15     |
| 73  | Cornelius Lucas       | T   | 6-9  | 320 | 7/18/1991  | 26  | 4   | Kansas State             | New Orleans, La.        | FA-'17      |
| 76  | Rodger Saffold        | G   | 6-5  | 325 | 6/6/1988   | 29  | 8   | Indiana                  | Bedford, Ohio           | D2-'10      |
| 77  | Andrew Whitworth      | T   | 6-7  | 333 | 12/12/1981 | 35  | 12  | LSU                      | Monroe, La.             | FA-'17      |
| 79  | Rob Havenstein        | T   | 6-8  | 328 | 5/13/1992  | 25  | 3   | Wisconsin                | Mount Airy, Md.         | D2-'15      |
| 81  | Gerald Everett        | TE  | 6-3  | 245 | 6/25/1994  | 23  | R   | South Alabama            | Decatur, Ga.            | D2-'17      |
| 83  | Josh Reynolds         | WR  | 6-3  | 192 | 2/16/1995  | 22  | R   | Texas A&M                | San Antonio, Texas      | D4A-'17     |
| 86  | Derek Carrier         | TE  | 6-4  | 244 | 7/25/1990  | 27  | 5   | Beloit (Wis.)            | Edgerton, Wis.          | T(WAS)-'17  |
| 88  | Michael Thomas        | WR  | 6-1  | 195 | 8/16/1994  | 23  | 2   | Southern Mississippi     | Chicago, Ill.           | D6C-'16     |
| 89  | Tyler Higbee          | TE  | 6-6  | 257 | 1/1/1993   | 24  | 2   | Western Kentucky         | Clearwater, Fla.        | D4A-'16     |
| 90  | Michael Brockers      | DT  | 6-5  | 302 | 12/21/1990 | 26  | 6   | LSU                      | Houston, Texas          | D1-'12      |
| 92  | Tanzel Smart          | DT  | 6-1  | 290 | 11/6/1994  | 22  | R   | Tulane                   | Baton Rouge, La.        | D6A-'17     |
| 93  | Ethan Westbrooks      | DE  | 6-4  | 283 | 11/15/1990 | 26  | 4   | West Texas A&M           | Oakland, Calif.         | FA-'14      |
| 94  | Robert Quinn          | OLB | 6-4  | 250 | 5/18/1990  | 27  | 7   | North Carolina           | Ladson, S.C.            | D1-'11      |
| 95  | Tyrann Walker         | DT  | 6-3  | 310 | 3/18/1990  | 27  | 5   | Tulsa                    | New Iberia, La.         | FA-'17      |
| 96  | Matt Longacre         | OLB | 6-3  | 255 | 9/21/1991  | 26  | 3   | Northwest Missouri State | Omaha, Neb.             | FA-'15      |
| 97  | Morgan Fox            | DE  | 6-3  | 275 | 9/12/1994  | 23  | 2   | Colorado State Pueblo    | Colorado Springs, Colo. | FA-'16      |
| 98  | Connor Barwin         | OLB | 6-4  | 255 | 10/15/1986 | 31  | 9   | Cincinnati               | Southfield, Mich.       | FA-'17      |
| 99  | Aaron Donald          | DT  | 6-1  | 280 | 5/23/1991  | 26  | 4   | Pittsburgh               | Pittsburgh, Pa.         | D1B-'14     |

Active Roster: 53

### Practice Squad

|    |                 |     |      |     |            |    |   |                          |                     |            |
|----|-----------------|-----|------|-----|------------|----|---|--------------------------|---------------------|------------|
| 13 | Fred Brown      | WR  | 6-1  | 196 | 12/1/1993  | 23 | R | Mississippi State        | Jackson, Miss.      | FA-'17     |
| 19 | Paul McRoberts  | WR  | 6-2  | 197 | 11/15/1992 | 24 | 1 | Southeast Missouri State | St. Louis, Mo.      | FA-'16     |
| 27 | Isaiah Johnson  | DB  | 6-1  | 207 | 5/16/1992  | 25 | 3 | Georgia Tech             | Columbus, Ohio      | FA-'16     |
| 39 | Sam Rogers      | FB  | 5-10 | 235 | 4/12/1995  | 22 | R | Virginia Tech            | Mechanicsville, Va. | D6B-'17    |
| 47 | Kevin Peterson  | CB  | 5-11 | 180 | 3/22/1994  | 23 | 1 | Oklahoma State           | Muskogee, Okla.     | FA-'16     |
| 53 | Carlos Thompson | OLB | 6-5  | 250 | 2/16/1992  | 25 | 1 | Mississippi              | Hollandale, Miss.   | FA-'17     |
| 56 | Garrett Sickels | OLB | 6-4  | 252 | 9/24/1994  | 23 | R | Penn State               | Red Bank, N.J.      | FA-'17     |
| 67 | Omarus Bryant   | DT  | 6-3  | 315 | 10/26/1994 | 23 | R | Western Kentucky         | Byram, Miss.        | FA-'17     |
| 72 | Aaron Neary     | C/G | 6-4  | 301 | 11/15/1992 | 24 | 1 | Eastern Washington       | Richland, Wash.     | W(PHI)-'17 |
| 82 | Johnny Mundt    | TE  | 6-4  | 232 | 11/23/1994 | 22 | R | Oregon                   | Modesto, Calif.     | FA-'17     |

Practice Squad: 10

### Reserve/Physically Unable to Perform (PUP)

|    |              |    |     |     |           |    |   |             |                    |        |
|----|--------------|----|-----|-----|-----------|----|---|-------------|--------------------|--------|
| 25 | Lance Dunbar | RB | 5-8 | 187 | 1/25/1990 | 27 | 6 | North Texas | Haltom City, Texas | FA-'17 |
|----|--------------|----|-----|-----|-----------|----|---|-------------|--------------------|--------|

### Reserve/Injured

|     |                     |    |      |     |            |    |   |                      |                     |         |
|-----|---------------------|----|------|-----|------------|----|---|----------------------|---------------------|---------|
| 15  | Bradley Marquez     | WR | 5-10 | 205 | 12/14/1992 | 24 | 3 | Texas Tech           | Odessa, Texas       | FA-'15  |
| 41B | Lenard Tillery      | RB | 5-10 | 198 | 12/9/1993  | 23 | R | South                | Baton Rouge, La.    | FA-'17  |
| 84  | Temarrick Hemingway | TE | 6-5  | 251 | 7/30/1993  | 24 | 2 | South Carolina State | Loris, S.C.         | D6A-'16 |
| 91  | Dominique Easley    | DT | 6-2  | 273 | 4/28/1992  | 25 | 4 | Florida              | Staten Island, N.Y. | FA-'16  |





# LOS ANGELES RAMS BY EXPERIENCE

|                      | NO. | PLAYER                 | POS | HT   | WT  | DOB        | AGE | EXP | COLLEGE                  | H.S. HOMETOWN           | ACQUIRED    |
|----------------------|-----|------------------------|-----|------|-----|------------|-----|-----|--------------------------|-------------------------|-------------|
| <b>12th Year (1)</b> | 77  | Whitworth, Andrew      | T   | 6-7  | 333 | 12/12/1981 | 35  | 12  | LSU                      | Monroe, La.             | FA-'17      |
| <b>9th Year (2)</b>  | 98  | Barwin, Connor         | OLB | 6-4  | 255 | 10/15/1986 | 31  | 9   | Cincinnati               | Southfield, Mich.       | FA-'17      |
|                      | 65  | Sullivan, John         | C   | 6-4  | 310 | 8/8/1985   | 32  | 9   | Notre Dame               | Old Greenwich, Conn.    | FA-'17      |
| <b>8th Year (1)</b>  | 76  | Saffold, Rodger        | G   | 6-5  | 325 | 6/6/1988   | 29  | 8   | Indiana                  | Bedford, Ohio           | D2-'10      |
| <b>7th Year (2)</b>  | 44  | McQuaide, Jake         | LS  |      | 225 | 12/7/1987  | 29  | 7   | Ohio State               | Cincinnati, Ohio        | FA-'11      |
|                      | 94  | Quinn, Robert          | OLB | 6-4  | 250 | 5/18/1990  | 27  | 7   | North Carolina           | Ladson, S.C.            | D1-'11      |
| <b>6th Year (5)</b>  | 4   | Zuerlein, Greg         | K   | 6-0  | 191 | 12/27/1987 | 29  | 6   | Missouri Western         | Lincoln, Nebr.          | D6-'12      |
|                      | 6   | Hekker, Johnny         | P   | 6-5  | 241 | 2/8/1990   | 27  | 6   | Oregon State             | Bothell, Wash.          | FA-'12      |
|                      | 22  | Johnson, Trumaine      | CB  | 6-2  | 213 | 1/1/1990   | 27  | 6   | Montana                  | Stockton, Calif.        | D3-'12      |
|                      | 26  | Barron, Mark           | LB  | 6-2  | 225 | 10/27/1989 | 28  | 6   | Alabama                  | Mobile, Ala.            | T(TB)-'14   |
|                      | 90  | Brockers, Michael      | DT  | 6-5  | 302 | 12/21/1990 | 26  | 6   | LSU                      | Houston, Texas          | D1-'12      |
| <b>5th Year (8)</b>  | 11  | Austin, Tavon          | WR  | 5-8  | 179 | 3/15/1990  | 27  | 5   | West Virginia            | Baltimore, Md.          | D1A-'13     |
|                      | 17  | Woods, Robert          | WR  | 6-0  | 193 | 4/10/1992  | 25  | 5   | Southern California      | Gardena, Calif.         | FA-'17      |
|                      | 21  | Webster, Kayvon        | CB  | 5-11 | 192 | 2/1/1991   | 26  | 5   | South Florida            | Opa-locka, Fla.         | FA-'17      |
|                      | 23  | Robey-Coleman, Nickell | CB  | 5-8  | 178 | 1/17/1992  | 25  | 5   | Southern California      | Frostproof, Fla.        | FA-'17      |
|                      | 38  | Davis, Cody            | S   | 6-1  | 203 | 6/6/1989   | 28  | 5   | Texas Tech               | Stephenville, Texas     | FA-'13      |
|                      | 52  | Ogletree, Alec         | LB  | 6-2  | 235 | 9/25/1991  | 26  | 5   | Georgia                  | Newnan, Ga.             | D1B-'13     |
|                      | 86  | Carrier, Derek         | TE  | 6-4  | 244 | 7/25/1990  | 27  | 5   | Beloit (Wis.)            | Edgerton, Wis.          | T(WAS)-'17  |
|                      | 95  | Walker, Tyrunn         | DT  | 6-3  | 310 | 3/18/1990  | 27  | 5   | Tulsa                    | New Iberia, La.         | FA-'17      |
| <b>4th Year (5)</b>  | 12  | Watkins, Sammy         | WR  | 6-1  | 211 | 6/14/1993  | 24  | 4   | Clemson                  | Fort Myers, Fla.        | T(BUF)-'17  |
|                      | 20  | Joyner, Lamarcus       | S   | 5-8  | 190 | 11/27/1990 | 26  | 4   | Florida State            | Miami, Fla.             | D2-'14      |
|                      | 73  | Lucas, Cornelius       | T   | 6-9  | 320 | 7/18/1991  | 26  | 4   | Kansas State             | New Orleans, La.        | FA-'17      |
|                      | 93  | Westbrooks, Ethan      | DE  | 6-4  | 283 | 11/15/1990 | 26  | 4   | West Texas A&M           | Oakland, Calif.         | FA-'14      |
|                      | 99  | Donald, Aaron          | DT  | 6-1  | 280 | 5/23/1991  | 26  | 4   | Pittsburgh               | Pittsburgh, Pa.         | D1B-'14     |
| <b>3rd Year (7)</b>  | 30  | Gurley II, Todd        | RB  | 6-1  | 227 | 8/3/1994   | 23  | 3   | Georgia                  | Tarboro, N.C.           | D1-'15      |
|                      | 32  | Hill, Troy             | CB  | 5-11 | 184 | 8/29/1991  | 26  | 3   | Oregon                   | Youngstown, Ohio        | W(NE) - '15 |
|                      | 54  | Hager, Bryce           | LB  | 6-1  | 237 | 5/4/1992   | 25  | 3   | Baylor                   | Austin, Texas           | D7A-'15     |
|                      | 64  | Donnal, Andrew         | T   | 6-6  | 310 | 3/3/1992   | 25  | 3   | Iowa                     | Monclova, Ohio          | D4-'15      |
|                      | 68  | Brown, Jamon           | G   | 6-4  | 330 | 3/15/1993  | 24  | 3   | Louisville               | Louisville, Ky.         | D3A-'15     |
|                      | 79  | Havenstein, Rob        | T   | 6-8  | 328 | 5/13/1992  | 25  | 3   | Wisconsin                | Mount Airy, Md.         | D2-'15      |
|                      | 96  | Longacre, Matt         | OLB | 6-3  | 255 | 9/21/1991  | 26  | 3   | Northwest Missouri State | Omaha, Nebr.            | FA-'15      |
| <b>2nd Year (12)</b> | 10  | Cooper, Pharoh         | WR  | 5-11 | 207 | 3/7/1995   | 22  | 2   | South Carolina           | Havelock, N.C.          | D4B-'16     |
|                      | 14  | Mannion, Sean          | QB  | 6-6  | 231 | 4/25/1992  | 25  | 2   | Oregon State             | Pleasanton, Calif.      | D3B-'15     |
|                      | 16  | Goff, Jared            | QB  | 6-4  | 223 | 10/14/1994 | 23  | 2   | California               | Novato, Calif.          | D1-'16      |
|                      | 24  | Countess, Blake        | DB  | 5-10 | 185 | 8/8/1993   | 24  | 2   | Auburn                   | Owings Mills, MD        | FA-'16      |
|                      | 34  | Brown, Malcolm         | RB  | 5-11 | 227 | 5/15/1993  | 24  | 2   | Texas                    | Cibolo, Texas           | FA-'15      |
|                      | 41  | Christian, Marqui      | DB  | 5-11 | 200 | 10/27/1994 | 23  | 2   | Midwestern State         | Spring, Texas           | W(AZ) - '16 |
|                      | 58  | Littleton, Cory        | OLB | 6-3  | 225 | 11/18/1993 | 23  | 2   | Washington               | Spring Valley, Calif.   | FA-'16      |
|                      | 63  | Williams, Darrell      | T   | 6-5  | 305 | 8/3/1993   | 24  | 2   | South Florida            | Orlando, Fla.           | FA-'15      |
|                      | 66  | Blythe, Austin         | C   | 6-3  | 300 | 6/16/1992  | 25  | 2   | Iowa                     | Williamsburg, Iowa      | W(IND)-'17  |
|                      | 88  | Thomas, Michael        | WR  | 6-1  | 195 | 8/16/1994  | 23  | 2   | Southern Mississippi     | Chicago, Ill.           | D6C-'16     |
|                      | 89  | Higbee, Tyler          | TE  | 6-6  | 257 | 1/1/1993   | 24  | 2   | Western Kentucky         | Clearwater, Fla.        | D4A-'16     |
|                      | 97  | Fox, Morgan            | DE  | 6-3  | 275 | 9/12/1994  | 23  | 2   | Colorado State Pueblo    | Colorado Springs, Colo. | FA-'16      |
| <b>1st Year (1)</b>  | 8   | Allen, Brandon         | QB  | 6-2  | 214 | 9/5/1992   | 25  | 1   | Arkansas                 | Fayetteville, Ark.      | FA-'17      |
| <b>Rookies (9)</b>   | 18  | Kupp, Cooper           | WR  | 6-2  | 205 | 6/15/1993  | 24  | R   | Eastern Washington       | Yakima, Wash.           | D3A-'17     |
|                      | 36  | Hatfield, Dominique    | CB  | 5-10 | 170 | 12/13/1994 | 22  | R   | Utah                     | Los Angeles, Calif.     | FA-'17      |
|                      | 42  | Davis, Justin          | RB  | 6-1  | 198 | 11/11/1995 | 21  | R   | Southern California      | Stockton, Calif.        | FA-'17      |
|                      | 43  | Johnson III, John      | S   | 6-0  | 204 | 12/19/1995 | 21  | R   | Boston College           | West Hyattsville, Md.   | D3B-'17     |
|                      | 50  | Ebukam, Samson         | OLB | 6-3  | 240 | 5/9/1995   | 22  | R   | Eastern Washington       | Portland, Ore.          | D4B-'17     |
|                      | 51  | Price, Ejuan           | OLB | 5-11 | 250 | 1/30/1993  | 24  | R   | Pittsburgh               | Rankin, Pa.             | D7-'17      |
|                      | 81  | Everett, Gerald        | TE  | 6-3  | 245 | 6/25/1994  | 23  | R   | South Alabama            | Decatur, Ga.            | D2-'17      |
|                      | 83  | Reynolds, Josh         | WR  | 6-3  | 192 | 2/16/1995  | 22  | R   | Texas A&M                | San Antonio, Texas      | D4A-'17     |
|                      | 92  | Smart, Tanzel          | DT  | 6-1  | 290 | 11/6/1994  | 22  | R   | Tulane                   | Baton Rouge, La.        | D6A-'17     |



# LOS ANGELES RAMS POSITIONAL ROSTER

| QUARTERBACKS (3)          | POS | HT   | WT  | DOB        | AGE | EXP | COLLEGE                  | H.S. HOMETOWN           | ACQUIRED    |
|---------------------------|-----|------|-----|------------|-----|-----|--------------------------|-------------------------|-------------|
| 8 Allen, Brandon          | QB  | 6-2  | 214 | 9/5/1992   | 25  | 1   | Arkansas                 | Fayetteville, Ark.      | FA-'17      |
| 14 Mannion, Sean          | QB  | 6-6  | 231 | 4/25/1992  | 25  | 2   | Oregon State             | Pleasanton, Calif.      | D3B-'15     |
| 16 Goff, Jared            | QB  | 6-4  | 223 | 10/14/1994 | 23  | 2   | California               | Novato, Calif.          | D1-'16      |
| RUNNING BACKS (3)         |     |      |     |            |     |     |                          |                         |             |
| 30 Gurley II, Todd        | RB  | 6-1  | 227 | 8/3/1994   | 23  | 3   | Georgia                  | Tarboro, N.C.           | D1-'15      |
| 34 Brown, Malcolm         | RB  | 5-11 | 227 | 5/15/1993  | 24  | 2   | Texas                    | Cibolo, Texas           | FA-'15      |
| 33 Davis, Justin          | RB  | 6-1  | 198 | 11/11/1995 | 21  | R   | Southern California      | Stockton, Calif.        | FA-'17      |
| WIDE RECEIVERS (7)        |     |      |     |            |     |     |                          |                         |             |
| 10 Cooper, Pharoh         | WR  | 5-11 | 207 | 3/7/1995   | 22  | 2   | South Carolina           | Havelock, N.C.          | D4B-'16     |
| 11 Austin, Tavon          | WR  | 5-8  | 179 | 3/15/1990  | 27  | 5   | West Virginia            | Baltimore, Md.          | D1A-'13     |
| 12 Watkins, Sammy         | WR  | 6-1  | 211 | 6/14/1993  | 24  | 4   | Clemson                  | Fort Myers, Fla.        | T(BUF)-'17  |
| 17 Woods, Robert          | WR  | 6-0  | 193 | 4/10/1992  | 25  | 5   | Southern California      | Gardena, Calif.         | FA-'17      |
| 18 Kupp, Cooper           | WR  | 6-2  | 205 | 6/15/1993  | 24  | R   | Eastern Washington       | Yakima, Wash.           | D3A-'17     |
| 83 Reynolds, Josh         | WR  | 6-3  | 192 | 2/16/1995  | 22  | R   | Texas A&M                | San Antonio, Texas      | D4A-'17     |
| 88 Thomas, Michael        | WR  | 6-1  | 195 | 8/16/1994  | 23  | 2   | Southern Mississippi     | Chicago, Ill.           | D6C-'16     |
| TIGHT ENDS (3)            |     |      |     |            |     |     |                          |                         |             |
| 81 Everett, Gerald        | TE  | 6-3  | 245 | 6/25/1994  | 23  | R   | South Alabama            | Decatur, Ga.            | D2-'17      |
| 86 Carrier, Derek         | TE  | 6-4  | 244 | 7/25/1990  | 27  | 5   | Beloit (Wis.)            | Edgerton, Wis.          | T(WAS)-'17  |
| 89 Higbee, Tyler          | TE  | 6-6  | 257 | 1/1/1993   | 24  | 2   | Western Kentucky         | Clearwater, Fla.        | D4A-'16     |
| OFFENSIVE LINE (9)        |     |      |     |            |     |     |                          |                         |             |
| 63 Williams, Darrell      | T   | 6-5  | 305 | 8/3/1993   | 24  | 2   | South Florida            | Orlando, Fla.           | FA-'15      |
| 64 Donnal, Andrew         | T   | 6-6  | 310 | 3/3/1992   | 25  | 3   | Iowa                     | Monclova, Ohio          | D4-'15      |
| 65 Sullivan, John         | C   | 6-4  | 310 | 8/8/1985   | 32  | 9   | Notre Dame               | Old Greenwich, Conn.    | FA-'17      |
| 66 Blythe, Austin         | C   | 6-3  | 300 | 6/16/1992  | 25  | 2   | Iowa                     | Williamsburg, Iowa      | W(IND)-'17  |
| 68 Brown, Jamon           | G   | 6-4  | 330 | 3/15/1993  | 24  | 3   | Louisville               | Louisville, Ky.         | D3A-'15     |
| 73 Lucas, Cornelius       | T   | 6-9  | 320 | 7/18/1991  | 26  | 4   | Kansas State             | New Orleans, La.        | FA-'17      |
| 76 Saffold, Rodger        | G   | 6-5  | 325 | 6/6/1988   | 29  | 8   | Indiana                  | Bedford, Ohio           | D2-'10      |
| 77 Whitworth, Andrew      | T   | 6-7  | 333 | 12/12/1981 | 35  | 12  | LSU                      | Monroe, La.             | FA-'17      |
| 79 Havenstein, Rob        | T   | 6-8  | 328 | 5/13/1992  | 25  | 3   | Wisconsin                | Mount Airy, Md.         | D2-'15      |
| DEFENSIVE LINE (6)        |     |      |     |            |     |     |                          |                         |             |
| 90 Brockers, Michael      | DT  | 6-5  | 302 | 12/21/1990 | 26  | 6   | LSU                      | Houston, Texas          | D1-'12      |
| 92 Smart, Tanzel          | DT  | 6-1  | 290 | 11/6/1994  | 22  | R   | Tulane                   | Baton Rouge, La.        | D6A-'17     |
| 93 Westbrook, Ethan       | DE  | 6-4  | 283 | 11/15/1990 | 26  | 4   | West Texas A&M           | Oakland, Calif.         | FA-'14      |
| 95 Walker, Tyrann         | DT  | 6-3  | 310 | 3/18/1990  | 27  | 5   | Tulsa                    | New Iberia, La.         | FA-'17      |
| 97 Fox, Morgan            | DE  | 6-3  | 275 | 9/12/1994  | 23  | 2   | Colorado State Pueblo    | Colorado Springs, Colo. | FA-'16      |
| 99 Donald, Aaron          | DT  | 6-1  | 280 | 5/23/1991  | 26  | 4   | Pittsburgh               | Pittsburgh, Pa.         | D1B-'14     |
| LINEBACKERS (9)           |     |      |     |            |     |     |                          |                         |             |
| 26 Barron, Mark           | LB  | 6-2  | 225 | 10/27/1989 | 28  | 6   | Alabama                  | Mobile, Ala.            | T(TB)-'14   |
| 50 Ebukam, Samson         | OLB | 6-3  | 240 | 5/9/1995   | 22  | R   | Eastern Washington       | Portland, Ore.          | D4B-'17     |
| 51 Price, Ejuan           | OLB | 5-11 | 250 | 1/30/1993  | 24  | R   | Pittsburgh               | Rankin, Pa.             | D7-'17      |
| 52 Ogletree, Alec         | LB  | 6-2  | 235 | 9/25/1991  | 26  | 5   | Georgia                  | Newnan, Ga.             | D1B-'13     |
| 54 Hager, Bryce           | LB  | 6-1  | 237 | 5/4/1992   | 25  | 3   | Baylor                   | Austin, Texas           | D7A-'15     |
| 58 Littleton, Cory        | OLB | 6-3  | 225 | 11/18/1993 | 23  | 2   | Washington               | Spring Valley, Calif.   | FA-'16      |
| 94 Quinn, Robert          | OLB | 6-4  | 250 | 5/18/1990  | 27  | 7   | North Carolina           | Ladson, S.C.            | D1-'11      |
| 96 Longacre, Matt         | OLB | 6-3  | 255 | 9/21/1991  | 26  | 3   | Northwest Missouri State | Omaha, Neb.             | FA-'15      |
| 98 Barwin, Connor         | OLB | 6-4  | 255 | 10/15/1986 | 31  | 9   | Cincinnati               | Southfield, Mich.       | FA-'17      |
| SECONDARY (10)            |     |      |     |            |     |     |                          |                         |             |
| 20 Joyner, Lamarcus       | S   | 5-8  | 190 | 11/27/1990 | 26  | 4   | Florida State            | Miami, Fla.             | D2-'14      |
| 21 Webster, Kayvon        | CB  | 5-11 | 192 | 2/1/1991   | 26  | 5   | South Florida            | Opa-locka, Fla.         | FA-'17      |
| 22 Johnson, Trumaine      | CB  | 6-2  | 213 | 1/1/1990   | 27  | 6   | Montana                  | Stockton, Calif.        | D3-'12      |
| 23 Robey-Coleman, Nickell | CB  | 5-8  | 178 | 1/17/1992  | 25  | 5   | Southern California      | Frostproof, Fla.        | FA-'17      |
| 24 Countess, Blake        | DB  | 5-10 | 185 | 8/8/1993   | 24  | 2   | Auburn                   | Owings Mills, MD        | FA-'16      |
| 32 Hill, Troy             | CB  | 5-11 | 184 | 8/29/1991  | 26  | 3   | Oregon                   | Youngstown, Ohio        | W(NE) - '15 |
| 36 Hatfield, Dominique    | CB  | 5-10 | 170 | 12/13/1994 | 22  | R   | Utah                     | Los Angeles, Calif.     | FA-'17      |
| 38 Davis, Cody            | S   | 6-1  | 203 | 6/6/1989   | 28  | 5   | Texas Tech               | Stephenville, Texas     | FA-'13      |
| 41 Christian, Marqui      | S   | 5-11 | 200 | 10/27/1994 | 23  | 2   | Midwestern State         | Spring, Texas           | W(AZ) - '16 |
| 43 Johnson III, John      | S   | 6-0  | 204 | 12/19/1995 | 21  | R   | Boston College           | West Hyattsville, Md.   | D3B-'17     |
| SPECIALISTS (3)           |     |      |     |            |     |     |                          |                         |             |
| 4 Zuerlein, Greg          | K   | 6-0  | 191 | 12/27/1987 | 29  | 6   | Missouri Western         | Lincoln, Nebr.          | D6-'12      |
| 6 Hekker, Johnny          | P   | 6-5  | 241 | 2/8/1990   | 27  | 6   | Oregon State             | Bothell, Wash.          | FA-'12      |
| 44 McQuaide, Jake         | LS  | 6-2  | 225 | 12/7/1987  | 29  | 7   | Ohio State               | Cincinnati, Ohio        | FA-'11      |



# LOS ANGELES RAMS 2017 TRANSACTIONS

| DATE        | NAME                     | MOVE                                   | DATE         | NAME                   | MOVE                                   |
|-------------|--------------------------|--|--------------|------------------------|--|
| January 2   | DB Jerome Couplin        | Signed Reserves/Futures Contract       | August 22    | DE Caushaud Lyons      | Waived                                 |
| January 2   | LB Cassanova McKinzy     | Signed Reserves/Futures Contract       | August 22    | CB Tyquan Glass        | Signed                                 |
| January 2   | LB Reggie Northrup       | Signed Reserves/Futures Contract       | August 22    | RB De'Mard Llorens     | Waived                                 |
| January 2   | CB Kevin Peterson        | Signed Reserves/Futures Contract       | August 22    | OLB Willie Mays III    | Signed                                 |
| January 2   | WR Brandon Shippen       | Signed Reserves/Futures Contract       | August 23    | DT A.J. Jefferson      | Waived                                 |
| January 2   | DB Kevin Short           | Signed Reserves/Futures Contract       | August 23    | DT Tyrann Walker       | Signed                                 |
| January 2   | RB Brandon Wegher        | Signed Reserves/Futures Contract       | August 28    | K Travis Coons         | Waived                                 |
| January 2   | TE Bryce Williams        | Signed Reserves/Futures Contract       | August 29    | RB Eric Dickerson      | Signed                                 |
| February 27 | TE Travis Wilson         | Signed Reserves/Futures Contract       | August 30    | RB Eric Dickerson      | Placed on Reserve/Retired              |
| March 6     | CB Trumaine Johnson      | Signed Franchise Tender                | August 30    | K Travis Coons         | Signed                                 |
| March 9     | DE William Hayes         | Traded to Miami Dolphins               | September 1  | OL Parker Collins      | Waived                                 |
| March 10    | T Andrew Whitworth       | Signed                                 | September 1  | K Travis Coons         | Waived                                 |
| March 10    | WR Robert Woods          | Signed                                 | September 1  | CB Carlos Davis        | Waived                                 |
| March 13    | LS Andrew East           | Signed                                 | September 1  | LB Kevin Davis         | Waived/Injured                         |
| March 14    | CB Kayvon Webster        | Signed                                 | September 1  | WR Tyquan Glass        | Waived                                 |
| March 15    | K Greg Zuerlein          | Resigned                               | September 1  | RB Aaron Green         | Waived                                 |
| March 16    | OLB Connor Barwin        | Signed                                 | September 1  | OL Alex Kozan          | Waived                                 |
| March 16    | RB Lance Dunbar          | Signed                                 | September 1  | OLB Willie Mays III    | Waived                                 |
| March 23    | QB Aaron Murray          | Signed                                 | September 1  | OLB Andy Mulumba       | Waived                                 |
| March 23    | DT Tyrann Walker         | Signed                                 | September 1  | LB Folarin Orimolade   | Waived                                 |
| April 4     | OLB Carlos Thompson      | Signed                                 | September 1  | DB Aarion Penton       | Waived                                 |
| April 5     | C John Sullivan          | Signed                                 | September 1  | WR Shakeir Ryan        | Waived                                 |
| April 7     | CB Nickell Robey-Coleman | Signed                                 | September 1  | WR Brandon Shippen     | Waived                                 |
| April 19    | DB Kevin Short           | Waived                                 | September 1  | OLB Davis Tull         | Waived                                 |
| April 19    | G Tre Jackson            | Claimed off Waivers                    | September 2  | TE Derek Carrier       | Acquired via trade from Washington     |
| April 20    | G Tre Jackson            | Waived                                 | September 2  | DT Omarius Bryant      | Waived                                 |
| May 1       | G David Arkin            | Waived                                 | September 2  | WR K.D. Cannon         | Waived                                 |
| May 2       | RB Brandon Wegher        | Waived                                 | September 2  | OL Michael Dunn        | Waived                                 |
| May 2       | LB Kevin Davis           | Signed                                 | September 2  | OL Jake Eldrenkamp     | Waived                                 |
| May 2       | OL Jake Eldrenkamp       | Signed                                 | September 2  | LB Josh Forrest        | Waived/Injured                         |
| May 2       | TE Johnny Mundt          | Signed                                 | September 2  | DB Isaiah Johnson      | Waived                                 |
| May 2       | LB Adefolarin Orimolade  | Signed                                 | September 2  | DB Michael Jordan      | Waived                                 |
| May 2       | DT Casey Sayles          | Signed                                 | September 2  | LB Cassanova McKinzy   | Waived                                 |
| May 2       | DB Dravious Wright       | Signed                                 | September 2  | WR Paul McRoberts      | Waived                                 |
| May 3       | DB Jerome Couplin        | Waived                                 | September 2  | OL Pace Murphy         | Waived                                 |
| May 3       | LS Andrew East           | Waived                                 | September 2  | NT Mike Purcell        | Waived                                 |
| May 3       | TE Bryce Williams        | Waived                                 | September 2  | RB Sam Rogers          | Waived                                 |
| May 3       | CB Jared Collins         | Signed                                 | September 2  | DT Casey Sayles        | Waived                                 |
| May 3       | DT Mike Purcell          | Claimed off Waivers                    | September 2  | WR Nelson Spruce       | Waived/Injured                         |
| May 5       | OL Alex Kozan            | Signed                                 | September 2  | OLB Carlos Thompson    | Waived                                 |
| May 5       | OL Kwayde Miller         | Signed                                 | September 2  | RB Lenard Tillery      | Waived/Injured                         |
| May 5       | DT Dominique Easley      | Resigned                               | September 2  | G Cody Wichmann        | Waived                                 |
| May 8       | CB Ishmael Adams         | Signed                                 | September 2  | TE Travis Wilson       | Waived                                 |
| May 8       | CB Aarion Penton         | Signed                                 | September 2  | TE Cory Harkey         | Terminated Contract                    |
| May 11      | QB Aaron Murray          | Waived                                 | September 2  | QB Dan Orlovsky        | Terminated Contract                    |
| May 12      | CB Ishmael Adams         | Waived                                 | September 2  | TE Temarrick Hemingway | Placed on Injured Reserve              |
| May 12      | OL Alex Kozan            | Waived                                 | September 2  | RB Lance Dunbar        | Placed on Physically Unable to Perform |
| May 12      | RB Justin Davis          | Signed                                 | September 2  | CB Troy Hill           | Placed on Reserve/Suspended            |
| May 12      | OL Shaq McMeans          | Signed                                 | September 2  | WR Michael Thomas      | Placed on Reserve/Suspended            |
| May 12      | RB Lenard Tillery        | Signed                                 | September 2  | DT Omarius Bryant      | Signed to Practice Squad               |
| May 13      | DB Jared Collins         | Waived                                 | September 2  | OL Michael Dunn        | Signed to Practice Squad               |
| May 13      | OL Shaq McMeans          | Waived                                 | September 2  | OL Jake Eldrenkamp     | Signed to Practice Squad               |
| May 15      | RB De'Mard Llorens       | Signed                                 | September 2  | DB Isaiah Johnson      | Signed to Practice Squad               |
| May 15      | WR Ryan Shakeir          | Signed                                 | September 2  | LB Cassanova McKinzy   | Signed to Practice Squad               |
| May 15      | OLB Teidrick Smith       | Signed                                 | September 2  | WR Paul McRoberts      | Signed to Practice Squad               |
| May 15      | DB Dominique Hatfield    | Signed                                 | September 2  | RB Sam Rogers          | Signed to Practice Squad               |
| May 16      | LB Adefolarin Orimolade  | Waived                                 | September 2  | OLB Carlos Thompson    | Signed to Practice Squad               |
| May 16      | C Austin Blythe          | Claimed off Waivers                    | September 2  | TE Travis Wilson       | Signed to Practice Squad               |
| May 22      | OL Kwayde Miller         | Waived                                 | September 3  | LB Nicholas Grigsby    | Waived                                 |
| May 22      | DB Dravious Wright       | Left Squad                             | September 3  | TE Johnny Mundt        | Waived                                 |
| May 22      | DT Omarius Bryant        | Signed                                 | September 3  | DT Louis Trinca-Pasat  | Waived                                 |
| May 22      | DT A.J. Jefferson        | Signed                                 | September 3  | C/G Aaron Neary        | Acquired via waivers from Philadelphia |
| May 30      | RB De'Mard Llorens       | Waived                                 | September 3  | C.J.J. Dielman         | Acquired via waivers from Cincinnati   |
| May 30      | QB Dylan Thompson        | Waived                                 | September 3  | DT Quinton Jefferson   | Acquired via waivers from Seattle      |
| June 15     | QB Dylan Thompson        | Waived                                 | September 4  | CB Kevin Peterson      | Waived                                 |
| June 15     | OL Greg Robinson         | Traded to Detroit Lions                | September 4  | QB Brandon Allen       | Acquired via waivers from Jacksonville |
| June 15     | OL Michael Dunn          | Signed                                 | September 4  | WR Nelson Spruce       | Injury Settlement                      |
| June 15     | OL Alex Kozan            | Signed                                 | September 4  | DT Louis Trinca-Pasat  | Signed to Practice Squad               |
| June 20     | WR Marquez North         | Waived                                 | September 5  | OL Michael Dunn        | Terminated Practice Squad Contract     |
| June 20     | LB Reggie Northrup       | Waived                                 | September 5  | DT Louis Trinca-Pasat  | Terminated Practice Squad Contract     |
| June 20     | C Demetrius Rhaneey      | Waived                                 | September 5  | TE Johnny Mundt        | Signed to Practice Squad               |
| June 20     | OLB Teidrick Smith       | Waived                                 | September 5  | CB Kevin Peterson      | Signed to Practice Squad               |
| June 21     | DB Brian Randolph        | Waived                                 | September 9  | LB Josh Forrest        | Injury Settlement                      |
| June 21     | DT Tyrann Walker         | Terminated Contract                    | September 12 | C.J.J. Dielman         | Waived                                 |
| July 26     | QB Dan Orlovsky          | Signed                                 | September 12 | DT Quinton Jefferson   | Waived                                 |
| July 27     | TE Johnny Mundt          | Placed on Physically Unable to Perform | September 12 | OL Jake Eldrenkamp     | Terminated Practice Squad Contract     |
| July 27     | DT Omarius Bryant        | Placed on Non-Football Injury List     | September 12 | T Cornelius Lucas      | Signed                                 |
| July 27     | DB Dominique Hatfield    | Placed on Non-Football Injury List     | September 14 | DT Quinton Jefferson   | Signed to Practice Squad               |
| July 27     | OL Alex Kozan            | Placed on Non-Football Injury List     | September 16 | C/G Aaron Neary        | Waived                                 |
| July 27     | DB Aarion Penton         | Placed on Non-Football Injury List     | September 16 | CB Kevin Peterson      | Terminated Practice Squad Contract     |
| July 27     | OL Parker Collins        | Signed                                 | September 16 | CB Kevin Peterson      | Signed to Active Roster                |
| July 27     | RB De'Mard Llorens       | Signed                                 | September 16 | DT Aaron Donald        | Activated from Roster Exemption        |
| July 27     | OLB Andy Mulumba         | Signed                                 | September 18 | C/G Aaron Neary        | Signed to Practice Squad               |
| July 27     | LB Folarin Orimolade     | Signed                                 | September 19 | OLB Cassanova McKinzy  | Terminated Practice Squad Contract     |
| July 28     | RB Lance Dunbar          | Placed on Physically Unable to Perform | September 19 | CB Kevin Peterson      | Waived                                 |
| July 28     | WR Michael Thomas        | Placed on Physically Unable to Perform | September 19 | CB Troy Hill           | Activated from Roster Exemption        |
| July 28     | DB Maurice Alexander     | Placed on Non-Football Injury List     | September 20 | CB Kevin Peterson      | Signed to Practice Squad               |
| July 28     | TE Cory Harkey           | Placed on Non-Football Injury List     | September 26 | TE Travis Wilson       | Terminated Practice Squad Contract     |
| July 28     | DB Lamarcus Joyner       | Placed on Non-Football Injury List     | September 26 | WR Fred Brown          | Signed to Practice Squad               |
| July 28     | DT Aaron Donald          | Placed on Reserve/Did Not Report       | October 2    | DT Quinton Jefferson   | Claimed off Practice Squad by Seattle  |
| July 28     | DE Caushaud Lyons        | Signed                                 | October 9    | DB Maurice Alexander   | Waived                                 |
| August 3    | DT Dominique Easley      | Placed on Reserve/Injured              | October 9    | WR Michael Thomas      | Activated from Roster Exemption        |
| August 3    | FB Zach Lasky            | Waived/Injured                         | October 12   | OLB Garrett Sickels    | Signed to Practice Squad               |
| August 3    | WR C.J. Germany          | Signed                                 | October 30   | RB Lance Dunbar        | Returned to Practice                   |
| August 3    | WR Justin Thomas         | Signed                                 |              |                        |  |
| August 4    | WR K.D. Cannon           | Signed                                 |              |                        |  |
| August 7    | WR Michael Thomas        | Passed Physical                        |              |                        |  |
| August 7    | WR Bradley Marquez       | Waived/Injured                         |              |                        |  |
| August 7    | WR Michael Thomas        | Passed Physical                        |              |                        |  |
| August 10   | K Travis Coons           | Signed                                 |              |                        |  |
| August 11   | CB E.J. Gaines           | Traded to Buffalo                      |              |                        |  |
| August 11   | WR Sammy Watkins         | Acquired via trade from Buffalo        |              |                        |  |
| August 14   | TE Johnny Mundt          | Passed Physical                        |              |                        |  |
| August 18   | WR C.J. Germany          | Waived                                 |              |                        |  |
| August 18   | WR Justin Thomas         | Waived                                 |              |                        |  |
| August 18   | CB Carlos Davis          | Signed                                 |              |                        |  |
| August 18   | OLB Davis Tull           | Signed                                 |              |                        |  |





# HOW THE 2017 LOS ANGELES RAMS WERE BUILT

## DRAFTEES (26)

## FREE AGENTS (20)

## TRADES/WAIVERS (7)

|             |  |   |   |
|-------------|--|---|---|
| <b>2017</b> | TE Gerald Everett (2)<br>WR Cooper Kupp (3a)<br>S John Johnson III (3b)<br>WR Josh Reynolds (4a)<br>OLB Samson Ebukam (4b)<br>DT Tanzel Smart (6)<br>OLB Ejuan Price (7) | OLB Connor Barwin (FA)<br>T Cornelius Lucas (FA)<br>RB Justin Davis (UDFA)<br>DB Dominique Hatfield (UDFA)<br>CB Nickell Robey-Coleman (FA)<br>C John Sullivan (FA)<br>DT Tyrunn Walker (FA)<br>CB Kayvon Webster (FA)<br>T Andrew Whitworth (FA)<br>WR Robert Woods (FA) | QB Brandon Allen (W-JAX)<br>C Austin Blythe (W-IND)<br>TE Derek Carrier (T-WAS)<br>WR Sammy Watkins (T-BUF) |
| <b>2016</b> | QB Jared Goff (1)<br>TE Tyler Higbee (4a)<br>WR Pharoh Cooper (4b)<br>WR Michael Thomas (6)  | CB Blake Countess (FA)<br>DE Morgan Fox (UDFA)<br>OLB Cory Littleton (UDFA)   | DB Marqui Christian (W-AZ)  |
| <b>2015</b> | RB Todd Gurley II (1)<br>T Rob Havenstein (2)<br>G Jamon Brown (3a)<br>QB Sean Mannion (3b)<br>T Andrew Donnal (4)<br>LB Bryce Hager (7)                                 | RB Malcolm Brown (UDFA)<br>OLB Matt Longacre (UDFA)<br>T Darrell Williams (UDFA)  | CB Troy Hill (W-NE)   |
| <b>2014</b> | CB Aaron Donald (1)<br>S Lamarcus Joyner (2)   | S Cody Davis (UDFA)<br>DE Ethan Westbrooks (UDFA)   | LB Mark Barron (T-TB)   |
| <b>2013</b> | WR Tavon Austin (1a)<br>LB Alec Ogletree (1b)  |   |   |
| <b>2012</b> | DT Michael Brockers (1)<br>CB Trumaine Johnson (3)<br>K Greg Zuerlein (6)  | P Johnny Hekker (UDFA)  |   |
| <b>2011</b> | OLB Robert Quinn (1)   | LS Jake McQuaide (UDFA)   |   |
| <b>2010</b> | OL Rodger Saffold (2)  |   |   |



# LOS ANGELES RAMS STARTERS/INACTIVES

## OFFENSE

|             | WR         | LT           | LG         | C           | RG       | RT            | TE/WR      | WR       | QB      | TE        | RB           |
|-------------|------------|--------------|------------|-------------|----------|---------------|------------|----------|---------|-----------|--------------|
| IND 9/10    | S. Watkins | A. Whitworth | R. Saffold | J. Sullivan | J. Brown | R. Havenstein | G. Everett | R. Woods | J. Goff | T. Higbee | T. Gurley II |
| WAS 9/17    | S. Watkins | A. Whitworth | R. Saffold | J. Sullivan | J. Brown | R. Havenstein | T. Austin  | R. Woods | J. Goff | T. Higbee | T. Gurley II |
| @ SF 9/21   | T. Austin  | A. Whitworth | R. Saffold | J. Sullivan | J. Brown | R. Havenstein | D. Carrier | R. Woods | J. Goff | T. Higbee | T. Gurley II |
| @ DAL 10/1  | S. Watkins | A. Whitworth | R. Saffold | J. Sullivan | J. Brown | R. Havenstein | D. Carrier | R. Woods | J. Goff | T. Higbee | T. Gurley II |
| SEA 10/8    | S. Watkins | A. Whitworth | R. Saffold | J. Sullivan | J. Brown | R. Havenstein | T. Austin  | R. Woods | J. Goff | T. Higbee | T. Gurley II |
| @ JAX 10/15 | S. Watkins | A. Whitworth | R. Saffold | J. Sullivan | J. Brown | R. Havenstein | D. Carrier | R. Woods | J. Goff | T. Higbee | T. Gurley II |
| ARI 10/22   | S. Watkins | A. Whitworth | R. Saffold | J. Sullivan | J. Brown | R. Havenstein | T. Austin  | R. Woods | J. Goff | T. Higbee | T. Gurley II |
| @ NYG 11/5  |            |              |            |             |          |               |            |          |         |           |              |
| HOU 11/12   |            |              |            |             |          |               |            |          |         |           |              |
| @ MIN 11/19 |            |              |            |             |          |               |            |          |         |           |              |
| NO 11/26    |            |              |            |             |          |               |            |          |         |           |              |
| @ ARI 12/3  |            |              |            |             |          |               |            |          |         |           |              |
| PHI 12/10   |            |              |            |             |          |               |            |          |         |           |              |
| @SEA 12/17  |            |              |            |             |          |               |            |          |         |           |              |
| @TEN 12/24  |            |              |            |             |          |               |            |          |         |           |              |
| SF 12/31    |            |              |            |             |          |               |            |          |         |           |              |

## DEFENSE

|             | DT           | NT          | DT/OLB       | OLB      | OLB       | LB          | LB        | LCB        | RCB              | SS             | FS/CB            |
|-------------|--------------|-------------|--------------|----------|-----------|-------------|-----------|------------|------------------|----------------|------------------|
| IND 9/10    | E. Westbooks | M. Brockers | T. Walker    | R. Quinn | C. Barwin | A. Ogletree | M. Barron | T. Johnson | K. Webster       | M. Alexander   | L. Joyner        |
| WAS 9/17    | A. Donald    | M. Brockers | T. Walker    | R. Quinn | C. Barwin | A. Ogletree | M. Barron | T. Johnson | N. Robey-Coleman | M. Alexander   | L. Joyner        |
| @ SF 9/21   | A. Donald    | M. Brockers | T. Walker    | R. Quinn | C. Barwin | A. Ogletree | M. Barron | T. Johnson | N. Robey-Coleman | M. Alexander   | L. Joyner        |
| @ DAL 10/1  | A. Donald    | M. Brockers | T. Smart     | R. Quinn | C. Barwin | A. Ogletree | M. Barron | T. Johnson | K. Webster       | M. Alexander   | C. Davis         |
| SEA 10/8    | A. Donald    | M. Brockers | C. Littleton | R. Quinn | C. Barwin | A. Ogletree | M. Barron | T. Johnson | K. Webster       | J. Johnson III | N. Robey-Coleman |
| @ JAX 10/15 | A. Donald    | M. Brockers | T. Smart     | R. Quinn | C. Barwin | A. Ogletree | M. Barron | T. Johnson | K. Webster       | J. Johnson III | C. Davis         |
| ARI 10/22   | A. Donald    | M. Brockers | T. Smart     | R. Quinn | C. Barwin | A. Ogletree | M. Barron | T. Johnson | K. Webster       | J. Johnson III | L. Joyner        |
| @ NYG 11/5  |              |             |              |          |           |             |           |            |                  |                |                  |
| HOU 11/12   |              |             |              |          |           |             |           |            |                  |                |                  |
| @ MIN 11/19 |              |             |              |          |           |             |           |            |                  |                |                  |
| NO 11/26    |              |             |              |          |           |             |           |            |                  |                |                  |
| @ ARI 12/3  |              |             |              |          |           |             |           |            |                  |                |                  |
| PHI 12/10   |              |             |              |          |           |             |           |            |                  |                |                  |
| @SEA 12/17  |              |             |              |          |           |             |           |            |                  |                |                  |
| @TEN 12/24  |              |             |              |          |           |             |           |            |                  |                |                  |
| SF 12/31    |              |             |              |          |           |             |           |            |                  |                |                  |

## SPECIALISTS

## INACTIVES

|             | K           | P         | LS          |             |          |              |              |              |            |              |           |
|-------------|-------------|-----------|-------------|-------------|----------|--------------|--------------|--------------|------------|--------------|-----------|
| IND 9/10    | G. Zuerlein | J. Hekker | J. McQuaide | IND 9/10    | B. Allen | M. Christian | E. Price     | A. Donnal    | J. Dielman | Q. Jefferson | A. Neary  |
| WAS 9/17    | G. Zuerlein | J. Hekker | J. McQuaide | WAS 9/17    | B. Allen | K. Webster   | J. Davis     | M. Christian | E. Price   | A. Donnal    | C. Lucas  |
| @ SF 9/21   | G. Zuerlein | J. Hekker | J. McQuaide | @ SF 9/21   | B. Allen | K. Webster   | M. Brown     | M. Christian | E. Price   | A. Donnal    | C. Lucas  |
| @ DAL 10/1  | G. Zuerlein | J. Hekker | J. McQuaide | @ DAL 10/1  | B. Allen | L. Joyner    | J. Davis     | D. Hatfield  | E. Price   | A. Donnal    | C. Lucas  |
| SEA 10/8    | G. Zuerlein | J. Hekker | J. McQuaide | SEA 10/8    | B. Allen | L. Joyner    | M. Alexander | J. Davis     | E. Price   | A. Donnal    | C. Lucas  |
| @ JAX 10/15 | G. Zuerlein | J. Hekker | J. McQuaide | @ JAX 10/15 | B. Allen | L. Joyner    | T. Hill      | J. Davis     | E. Price   | A. Donnal    | C. Lucas  |
| ARI 10/22   | G. Zuerlein | J. Hekker | J. McQuaide | ARI 10/22   | B. Allen | J. Davis     | C. Davis     | E. Price     | A. Donnal  | C. Lucas     | M. Thomas |
| @ NYG 11/5  |             |           |             | @ NYG 11/5  |          |              |              |              |            |              |           |
| HOU 11/12   |             |           |             | HOU 11/12   |          |              |              |              |            |              |           |
| @ MIN 11/19 |             |           |             | @ MIN 11/19 |          |              |              |              |            |              |           |
| NO 11/26    |             |           |             | NO 11/26    |          |              |              |              |            |              |           |
| @ ARI 12/3  |             |           |             | @ ARI 12/3  |          |              |              |              |            |              |           |
| PHI 12/10   |             |           |             | PHI 12/10   |          |              |              |              |            |              |           |
| @SEA 12/17  |             |           |             | @SEA 12/17  |          |              |              |              |            |              |           |
| @TEN 12/24  |             |           |             | @TEN 12/24  |          |              |              |              |            |              |           |
| SF 12/31    |             |           |             | SF 12/31    |          |              |              |              |            |              |           |



# LOS ANGELES RAMS PARTICIPATION

| NO. | PLAYER                | 2017 |    |     |   | 1   | 2   | 3     | 4      | 5   | 6      | 7   | 8      | 9   | 10     | 11 | 12     | 13  | 14     | 15     | 16 |
|-----|-----------------------|------|----|-----|---|-----|-----|-------|--------|-----|--------|-----|--------|-----|--------|----|--------|-----|--------|--------|----|
|     |                       | GP   | GS | DNP | I | IND | WAS | at SF | at DAL | SEA | at JAX | ARI | at NYG | HOU | at MIN | NO | at ARI | PHI | at SEA | at TEN | SF |
| 4   | Greg Zuerlein         | 7    | 0  | 0   | 0 | P   | P   | P     | P      | P   | P      |     |        |     |        |    |        |     |        |        |    |
| 6   | Johnny Hekker         | 7    | 0  | 0   | 0 | P   | P   | P     | P      | P   | P      |     |        |     |        |    |        |     |        |        |    |
| 8   | Brandon Allen         | 0    | 0  | 0   | 7 | I   | I   | I     | I      | I   | I      |     |        |     |        |    |        |     |        |        |    |
| 10  | Pharoh Cooper         | 7    | 0  | 0   | 0 | P   | P   | P     | P      | P   | P      |     |        |     |        |    |        |     |        |        |    |
| 11  | Tavon Austin          | 7    | 4  | 0   | 0 | P   | WR  | WR    | P      | WR  | P      | WR  |        |     |        |    |        |     |        |        |    |
| 12  | Sammy Watkins         | 7    | 6  | 0   | 0 | WR  | WR  | P     | WR     | WR  | WR     | WR  |        |     |        |    |        |     |        |        |    |
| 14  | Sean Mannion          | 2    | 0  | 5   | 0 | P   | DNP | DNP   | DNP    | DNP | DNP    | P   |        |     |        |    |        |     |        |        |    |
| 16  | Jared Goff            | 7    | 7  | 0   | 0 | QB  | QB  | QB    | QB     | QB  | QB     | QB  |        |     |        |    |        |     |        |        |    |
| 17  | Robert Woods          | 7    | 7  | 0   | 0 | WR  | WR  | WR    | WR     | WR  | WR     | WR  |        |     |        |    |        |     |        |        |    |
| 18  | Cooper Kupp           | 7    | 0  | 0   | 0 | P   | P   | P     | P      | P   | P      | P   |        |     |        |    |        |     |        |        |    |
| 20  | Lamarcus Joyner       | 4    | 4  | 0   | 3 | FS  | FS  | FS    | I      | I   | I      | FS  |        |     |        |    |        |     |        |        |    |
| 21  | Kayvon Webster        | 5    | 5  | 0   | 2 | RCB | I   | I     | RCB    | RCB | RCB    | RCB |        |     |        |    |        |     |        |        |    |
| 22  | Trumaine Johnson      | 7    | 7  | 0   | 0 | LCB | LCB | LCB   | LCB    | LCB | LCB    | LCB |        |     |        |    |        |     |        |        |    |
| 23  | Nickell Robey-Coleman | 7    | 3  | 0   | 0 | P   | RCB | RCB   | P      | CB  | P      | P   |        |     |        |    |        |     |        |        |    |
| 24  | Blake Countess        | 7    | 0  | 0   | 0 | P   | P   | P     | P      | P   | P      | P   |        |     |        |    |        |     |        |        |    |
| 26  | Mark Barron           | 7    | 7  | 0   | 0 | LB  | LB  | LB    | LB     | LB  | LB     | LB  |        |     |        |    |        |     |        |        |    |
| 30  | Todd Gurley II        | 7    | 7  | 0   | 0 | RB  | RB  | RB    | RB     | RB  | RB     | RB  |        |     |        |    |        |     |        |        |    |
| 31  | Maurice Alexander     | 4    | 4  | 0   | 1 | SS  | SS  | SS    | SS     | I   | O      | O   |        |     |        |    |        |     |        |        |    |
| 32  | Troy Hill             | 4    | 0  | 0   | 1 | SUS | SUS | P     | P      | P   | I      | P   |        |     |        |    |        |     |        |        |    |
| 33  | Justin Davis          | 2    | 0  | 0   | 5 | P   | I   | P     | I      | I   | I      | I   |        |     |        |    |        |     |        |        |    |
| 34  | Malcolm Brown         | 6    | 0  | 0   | 1 | P   | P   | I     | P      | P   | P      | P   |        |     |        |    |        |     |        |        |    |
| 36  | Dominique Hatfield    | 6    | 0  | 0   | 1 | P   | P   | P     | I      | P   | P      | P   |        |     |        |    |        |     |        |        |    |
| 38  | Cody Davis            | 6    | 2  | 0   | 1 | P   | P   | P     | FS     | P   | FS     | I   |        |     |        |    |        |     |        |        |    |
| 41  | Marqui Christian      | 4    | 0  | 0   | 3 | I   | I   | I     | P      | P   | P      | P   |        |     |        |    |        |     |        |        |    |
| 43  | John Johnson III      | 7    | 3  | 0   | 0 | P   | P   | P     | P      | SS  | SS     | SS  |        |     |        |    |        |     |        |        |    |
| 44  | Jake McQuaide         | 7    | 0  | 0   | 0 | P   | P   | P     | P      | P   | P      | P   |        |     |        |    |        |     |        |        |    |
| 47  | Kevin Peterson        | 1    | 0  | 0   | 0 | PS  | P   | PS    | PS     | PS  | PS     | PS  |        |     |        |    |        |     |        |        |    |
| 50  | Samson Ebukam         | 7    | 0  | 0   | 0 | P   | P   | P     | P      | P   | P      | P   |        |     |        |    |        |     |        |        |    |
| 51  | Ejuan Price           | 0    | 0  | 0   | 7 | I   | I   | I     | I      | I   | I      | I   |        |     |        |    |        |     |        |        |    |
| 52  | Alec Ogletree         | 7    | 7  | 0   | 0 | LB  | LB  | LB    | LB     | LB  | LB     | LB  |        |     |        |    |        |     |        |        |    |
| 54  | Bryce Hager           | 7    | 0  | 0   | 0 | P   | P   | P     | P      | P   | P      | P   |        |     |        |    |        |     |        |        |    |
| 58  | Cory Littleton        | 7    | 1  | 0   | 0 | P   | P   | P     | P      | OLB | P      | P   |        |     |        |    |        |     |        |        |    |
| 63  | Darrell Williams      | 7    | 0  | 0   | 0 | P   | P   | P     | P      | P   | P      | P   |        |     |        |    |        |     |        |        |    |
| 64  | Andrew Donnal         | 0    | 0  | 0   | 7 | I   | I   | I     | I      | I   | I      | I   |        |     |        |    |        |     |        |        |    |
| 65  | John Sullivan         | 7    | 7  | 0   | 0 | C   | C   | C     | C      | C   | C      | C   |        |     |        |    |        |     |        |        |    |
| 66  | Austin Blythe         | 7    | 0  | 0   | 0 | P   | P   | P     | P      | P   | P      | P   |        |     |        |    |        |     |        |        |    |
| 68  | Jamon Brown           | 7    | 7  | 0   | 0 | RG  | RG  | RG    | RG     | RG  | RG     | RG  |        |     |        |    |        |     |        |        |    |
| 73  | Cornelius Lucas       | 0    | 0  | 0   | 6 | O   | I   | I     | I      | I   | I      | I   |        |     |        |    |        |     |        |        |    |
| 76  | Rodger Saffold        | 7    | 7  | 0   | 0 | LG  | LG  | LG    | LG     | LG  | LG     | LG  |        |     |        |    |        |     |        |        |    |
| 77  | Andrew Whitworth      | 7    | 7  | 0   | 0 | LT  | LT  | LT    | LT     | LT  | LT     | LT  |        |     |        |    |        |     |        |        |    |
| 79  | Rob Havenstein        | 7    | 7  | 0   | 0 | RT  | RT  | RT    | RT     | RT  | RT     | RT  |        |     |        |    |        |     |        |        |    |
| 81  | Gerald Everett        | 7    | 1  | 0   | 0 | TE  | P   | P     | P      | P   | P      | P   |        |     |        |    |        |     |        |        |    |
| 83  | Josh Reynolds         | 7    | 0  | 0   | 0 | P   | P   | P     | P      | P   | P      | P   |        |     |        |    |        |     |        |        |    |
| 86  | Derek Carrier         | 7    | 3  | 0   | 0 | P   | P   | TE    | TE     | P   | TE     | P   |        |     |        |    |        |     |        |        |    |
| 88  | Michael Thomas        | 1    | 0  | 0   | 1 | SUS | SUS | SUS   | SUS    | CEX | P      | I   |        |     |        |    |        |     |        |        |    |
| 89  | Tyler Higbee          | 7    | 7  | 0   | 0 | TE  | TE  | TE    | TE     | TE  | TE     | TE  |        |     |        |    |        |     |        |        |    |
| 90  | Michael Brockers      | 7    | 7  | 0   | 0 | NT  | NT  | NT    | NT     | NT  | NT     | NT  |        |     |        |    |        |     |        |        |    |
| 92  | Tanzel Smart          | 7    | 3  | 0   | 0 | P   | P   | P     | DT     | P   | DT     | DT  |        |     |        |    |        |     |        |        |    |
| 93  | Ethan Westbrooks      | 7    | 1  | 0   | 0 | DE  | P   | P     | P      | P   | P      | P   |        |     |        |    |        |     |        |        |    |
| 94  | Robert Quinn          | 7    | 7  | 0   | 0 | OLB | OLB | OLB   | OLB    | OLB | OLB    | OLB |        |     |        |    |        |     |        |        |    |
| 95  | Tyrunn Walker         | 7    | 3  | 0   | 0 | DT  | DT  | DT    | P      | P   | P      | P   |        |     |        |    |        |     |        |        |    |
| 96  | Matt Longacre         | 7    | 0  | 0   | 0 | P   | P   | P     | P      | P   | P      | P   |        |     |        |    |        |     |        |        |    |
| 97  | Morgan Fox            | 7    | 0  | 0   | 0 | P   | P   | P     | P      | P   | P      | P   |        |     |        |    |        |     |        |        |    |
| 98  | Connor Barwin         | 7    | 7  | 0   | 0 | OLB | OLB | OLB   | OLB    | OLB | OLB    | OLB |        |     |        |    |        |     |        |        |    |
| 99  | Aaron Donald          | 6    | 6  | 0   | 0 | CEX | DT  | DT    | DT     | DT  | DT     | DT  |        |     |        |    |        |     |        |        |    |

GS - Starter; X - Reserve; DNP - Did Not Play; I - Inactive; IR - Injured Reserve; PS - Practice Squad; O - Not on Roster; U - Unsigned; E - Roster

Exemption; PUP - Physically Unable to Perform; P - Games Played; GS - Started; D - Did Not Play; IA - Inactive; SUS - Reserve/Suspended; NFI - Non Football Injury List;

CEX - Reserve/Commissioners Exempt; US - Reserve/Unsigned







**LOS ANGELES  
RAMS  
MISCELLANEOUS  
STATS**



# 2017 LOS ANGELES RAMS TEAM STATISTICS

|                              | IND  | WAS   | @SF  | @DAL  | SEA   | @JAX  | ARI  | @NYG | HOU | @MIN | NO  | @ARI | PHI | @SEA | @TEN | SF  |
|------------------------------|------|-------|------|-------|-------|-------|------|------|-----|------|-----|------|-----|------|------|-----|
| <b>SCORING SUMMARY</b>       |      |       |      |       |       |       |      |      |     |      |     |      |     |      |      |     |
| 1st Qtr.                     | 10   | 0     | 14   | 3     | 0     | 17    | 3    | -    | -   | -    | -   | -    | -   | -    | -    | -   |
| 2nd Qtr.                     | 17   | 10    | 10   | 13    | 10    | 7     | 20   | -    | -   | -    | -   | -    | -   | -    | -    | -   |
| 3rd Qtr.                     | 10   | 7     | 10   | 10    | 0     | 0     | 3    | -    | -   | -    | -   | -    | -   | -    | -    | -   |
| 4th Qtr.                     | 9    | 3     | 7    | 9     | 0     | 3     | 7    | -    | -   | -    | -   | -    | -   | -    | -    | -   |
| OT                           | 0    | 0     | 0    | 0     | 0     | 0     | 0    | -    | -   | -    | -   | -    | -   | -    | -    | -   |
| <b>FIRST DOWNS</b>           |      |       |      |       |       |       |      |      |     |      |     |      |     |      |      |     |
| Total                        | 19   | 14    | 26   | 24    | 21    | 12    | 28   | -    | -   | -    | -   | -    | -   | -    | -    | -   |
| Rushing                      | 5    | 4     | 7    | 9     | 4     | 5     | 11   | -    | -   | -    | -   | -    | -   | -    | -    | -   |
| Passing                      | 13   | 9     | 14   | 14    | 14    | 7     | 14   | -    | -   | -    | -   | -    | -   | -    | -    | -   |
| Penalty                      | 1    | 1     | 5    | 1     | 3     | 0     | 3    | -    | -   | -    | -   | -    | -   | -    | -    | -   |
| <b>TOTAL OFFENSE</b>         |      |       |      |       |       |       |      |      |     |      |     |      |     |      |      |     |
| Yards                        | 381  | 332   | 418  | 412   | 375   | 249   | 432  | -    | -   | -    | -   | -    | -   | -    | -    | -   |
| Rushing                      | 63   | 92    | 126  | 168   | 100   | 142   | 197  | -    | -   | -    | -   | -    | -   | -    | -    | -   |
| Passing                      | 318  | 240   | 292  | 244   | 275   | 107   | 228  | -    | -   | -    | -   | -    | -   | -    | -    | -   |
| Sacks (Yds.)                 | 1(8) | 2(12) | 0(0) | 1(11) | 2(13) | 3(17) | 1(7) | -    | -   | -    | -   | -    | -   | -    | -    | -   |
| <b>PASSING</b>               |      |       |      |       |       |       |      |      |     |      |     |      |     |      |      |     |
| Attempts                     | 30   | 26    | 28   | 36    | 47    | 21    | 37   | -    | -   | -    | -   | -    | -   | -    | -    | -   |
| Completions                  | 22   | 16    | 22   | 21    | 22    | 11    | 22   | -    | -   | -    | -   | -    | -   | -    | -    | -   |
| Interceptions                | 0    | 1     | 0    | 0     | 2     | 0     | 1    | -    | -   | -    | -   | -    | -   | -    | -    | -   |
| <b>INTERCEPTIONS BY RAMS</b> |      |       |      |       |       |       |      |      |     |      |     |      |     |      |      |     |
| Number                       | 2    | 0     | 1    | 1     | 2     | 1     | 2    | -    | -   | -    | -   | -    | -   | -    | -    | -   |
| Yards                        | 68   | 0     | 25   | 4     | 69    | 31    | 39   | -    | -   | -    | -   | -    | -   | -    | -    | -   |
| Long                         | 39   | 0     | 25   | 4     | 69    | 31    | 29   | -    | -   | -    | -   | -    | -   | -    | -    | -   |
| Touchdowns                   | 2    | 0     | 0    | 0     | 0     | 0     | 0    | -    | -   | -    | -   | -    | -   | -    | -    | -   |
| <b>PUNT</b>                  |      |       |      |       |       |       |      |      |     |      |     |      |     |      |      |     |
| Number                       | 5    | 4     | 2    | 2     | 3     | 7     | 2    | -    | -   | -    | -   | -    | -   | -    | -    | -   |
| Yards                        | 218  | 182   | 113  | 108   | 136   | 322   | 119  | -    | -   | -    | -   | -    | -   | -    | -    | -   |
| Average                      | 43.6 | 45.5  | 56.5 | 54.0  | 45.3  | 46.0  | 59.5 | -    | -   | -    | -   | -    | -   | -    | -    | -   |
| <b>PUNT RETURNS</b>          |      |       |      |       |       |       |      |      |     |      |     |      |     |      |      |     |
| Number                       | 3    | 4     | 1    | 3     | 2     | 3     | 3    | -    | -   | -    | -   | -    | -   | -    | -    | -   |
| Yards                        | 15   | 24    | 0    | 20    | 0     | 17    | 30   | -    | -   | -    | -   | -    | -   | -    | -    | -   |
| Fair Catches                 | 0    | 0     | 1    | 0     | 2     | 1     | 0    | -    | -   | -    | -   | -    | -   | -    | -    | -   |
| Long                         | 8    | 12    | 0    | 7     | 0     | 12    | 20   | -    | -   | -    | -   | -    | -   | -    | -    | -   |
| Touchdowns                   | 0    | 0     | 0    | 0     | 0     | 0     | 0    | -    | -   | -    | -   | -    | -   | -    | -    | -   |
| <b>KICKOFF RETURNS</b>       |      |       |      |       |       |       |      |      |     |      |     |      |     |      |      |     |
| Number                       | 2    | 3     | 3    | 4     | 2     | 2     | 1    | -    | -   | -    | -   | -    | -   | -    | -    | -   |
| Yards                        | 48   | 59    | 83   | 123   | 52    | 124   | 18   | -    | -   | -    | -   | -    | -   | -    | -    | -   |
| Long                         | 35   | 34    | 27   | 66    | 31    | 103   | 18   | -    | -   | -    | -   | -    | -   | -    | -    | -   |
| Touchdowns                   | 0    | 0     | 0    | 0     | 0     | 1     | 0    | -    | -   | -    | -   | -    | -   | -    | -    | -   |
| <b>PENALTIES</b>             |      |       |      |       |       |       |      |      |     |      |     |      |     |      |      |     |
| Number                       | 7    | 7     | 7    | 7     | 5     | 7     | 6    | -    | -   | -    | -   | -    | -   | -    | -    | -   |
| Yards                        | 50   | 75    | 52   | 41    | 45    | 70    | 45   | -    | -   | -    | -   | -    | -   | -    | -    | -   |
| <b>FUMBLES</b>               |      |       |      |       |       |       |      |      |     |      |     |      |     |      |      |     |
| Number                       | 2    | 3     | 3    | 1     | 4     | 2     | 0    | -    | -   | -    | -   | -    | -   | -    | -    | -   |
| Lost                         | 1    | 1     | 2    | 0     | 3     | 1     | 0    | -    | -   | -    | -   | -    | -   | -    | -    | -   |
| <b>SCORING</b>               |      |       |      |       |       |       |      |      |     |      |     |      |     |      |      |     |
| Total Touchdowns             | 5    | 2     | 5    | 2     | 1     | 3     | 3    | -    | -   | -    | -   | -    | -   | -    | -    | -   |
| Rushing Touchdowns           | 2    | 1     | 2    | 0     | 1     | 0     | 2    | -    | -   | -    | -   | -    | -   | -    | -    | -   |
| Passing Touchdowns           | 1    | 1     | 3    | 2     | 0     | 1     | 1    | -    | -   | -    | -   | -    | -   | -    | -    | -   |
| Return Touchdowns            | 0    | 0     | 0    | 0     | 0     | 1     | 0    | -    | -   | -    | -   | -    | -   | -    | -    | -   |
| PAT (Made/Att)               | 5/5  | 2-2   | 5/5  | 2/2   | 1/1   | 3/3   | 3/3  | -/-  | -/- | -/-  | -/- | -/-  | -/- | -/-  | -/-  | -/- |
| 2 PT (Made/Att)              | 0/0  | 0/0   | 0/0  | 0/0   | 0/0   | 0/0   | 0/0  | -/-  | -/- | -/-  | -/- | -/-  | -/- | -/-  | -/-  | -/- |
| FG (Made/Att)                | 3/3  | 2/2   | 2/2  | 7/7   | 1/2   | 2/2   | 4/4  | -/-  | -/- | -/-  | -/- | -/-  | -/- | -/-  | -/-  | -/- |



# 2017 LOS ANGELES RAMS OPPONENTS' STATISTICS

|                                   | IND   | WAS   | @SF   | @DAL | SEA   | @JAX  | ARI   | @NYG | HOU | @MIN | NO  | @ARI | PHI | @SEA | @TEN | SF  |
|-----------------------------------|-------|-------|-------|------|-------|-------|-------|------|-----|------|-----|------|-----|------|------|-----|
| <b>SCORING SUMMARY</b>            |       |       |       |      |       |       |       |      |     |      |     |      |     |      |      |     |
| 1st Qtr.                          | 3     | 3     | 7     | 3    | 0     | 14    | 0     | -    | -   | -    | -   | -    | -   | -    | -    | -   |
| 2nd Qtr.                          | 0     | 17    | 6     | 21   | 10    | 0     | 0     | -    | -   | -    | -   | -    | -   | -    | -    | -   |
| 3rd Qtr.                          | 0     | 0     | 7     | 0    | 3     | 3     | 0     | -    | -   | -    | -   | -    | -   | -    | -    | -   |
| 4th Qtr.                          | 6     | 7     | 19    | 6    | 3     | 0     | 0     | -    | -   | -    | -   | -    | -   | -    | -    | -   |
| OT                                | 0     | 0     | 0     | 0    | 0     | 0     | 0     | -    | -   | -    | -   | -    | -   | -    | -    | -   |
| <b>FIRST DOWNS</b>                |       |       |       |      |       |       |       |      |     |      |     |      |     |      |      |     |
| Total                             | 10    | 21    | 25    | 22   | 15    | 19    | 10    | -    | -   | -    | -   | -    | -   | -    | -    | -   |
| Rushing                           | 3     | 8     | 7     | 9    | 3     | 5     | 1     | -    | -   | -    | -   | -    | -   | -    | -    | -   |
| Passing                           | 6     | 12    | 15    | 12   | 11    | 12    | 8     | -    | -   | -    | -   | -    | -   | -    | -    | -   |
| Penalty                           | 1     | 1     | 3     | 1    | 1     | 2     | 1     | -    | -   | -    | -   | -    | -   | -    | -    | -   |
| <b>TOTAL OFFENSE</b>              |       |       |       |      |       |       |       |      |     |      |     |      |     |      |      |     |
| Yards                             | 225   | 385   | 421   | 440  | 241   | 389   | 209   | -    | -   | -    | -   | -    | -   | -    | -    | -   |
| Rushing                           | 75    | 229   | 113   | 189  | 62    | 169   | 25    | -    | -   | -    | -   | -    | -   | -    | -    | -   |
| Passing                           | 150   | 156   | 308   | 252  | 179   | 220   | 184   | -    | -   | -    | -   | -    | -   | -    | -    | -   |
| Sacks (Yds.)                      | 4(29) | 2(23) | 4(24) | 1(4) | 3(19) | 5(21) | 3(16) | -    | -   | -    | -   | -    | -   | -    | -    | -   |
| <b>PASSING</b>                    |       |       |       |      |       |       |       |      |     |      |     |      |     |      |      |     |
| Attempts                          | 21    | 27    | 37    | 36   | 38    | 35    | 32    | -    | -   | -    | -   | -    | -   | -    | -    | -   |
| Completions                       | 11    | 18    | 23    | 20   | 24    | 23    | 15    | -    | -   | -    | -   | -    | -   | -    | -    | -   |
| Interceptions                     | 2     | 0     | 1     | 1    | 2     | 1     | 2     | -    | -   | -    | -   | -    | -   | -    | -    | -   |
| <b>INTERCEPTIONS BY OPPONENTS</b> |       |       |       |      |       |       |       |      |     |      |     |      |     |      |      |     |
| Number                            | 0     | 1     | 0     | 0    | 2     | 0     | 1     | -    | -   | -    | -   | -    | -   | -    | -    | -   |
| Yards                             | 0     | 10    | 0     | 0    | 24    | 0     | 39    | -    | -   | -    | -   | -    | -   | -    | -    | -   |
| Long                              | 0     | 10    | 0     | 0    | 19    | 0     | 39    | -    | -   | -    | -   | -    | -   | -    | -    | -   |
| Touchdowns                        | 0     | 0     | 0     | 0    | 0     | 0     | 0     | -    | -   | -    | -   | -    | -   | -    | -    | -   |
| <b>PUNT</b>                       |       |       |       |      |       |       |       |      |     |      |     |      |     |      |      |     |
| Number                            | 6     | 4     | 2     | 3    | 6     | 8     | 6     | -    | -   | -    | -   | -    | -   | -    | -    | -   |
| Yards                             | 302   | 204   | 83    | 141  | 237   | 274   | 263   | -    | -   | -    | -   | -    | -   | -    | -    | -   |
| Average                           | 50.3  | 51.0  | 41.5  | 47.0 | 39.5  | 34.3  | 43.8  | -    | -   | -    | -   | -    | -   | -    | -    | -   |
| <b>PUNT RETURNS</b>               |       |       |       |      |       |       |       |      |     |      |     |      |     |      |      |     |
| Number                            | 3     | 2     | 2     | 1    | 1     | 1     | 1     | -    | -   | -    | -   | -    | -   | -    | -    | -   |
| Yards                             | 0     | 13    | 9     | 0    | 10    | 0     | 9     | -    | -   | -    | -   | -    | -   | -    | -    | -   |
| Fair Catches                      | 0     | 0     | 0     | 0    | 1     | 3     | 0     | -    | -   | -    | -   | -    | -   | -    | -    | -   |
| Long                              | 0     | 13    | 9     | 0    | 10    | 0     | 9     | -    | -   | -    | -   | -    | -   | -    | -    | -   |
| Touchdowns                        | 0     | 0     | 0     | 0    | 0     | 0     | 0     | -    | -   | -    | -   | -    | -   | -    | -    | -   |
| <b>KICKOFF RETURNS</b>            |       |       |       |      |       |       |       |      |     |      |     |      |     |      |      |     |
| Number                            | 0     | 1     | 3     | 3    | 1     | 6     | 2     | -    | -   | -    | -   | -    | -   | -    | -    | -   |
| Yards                             | 0     | 16    | 56    | 78   | 13    | 0     | 46    | -    | -   | -    | -   | -    | -   | -    | -    | -   |
| Long                              | 0     | 16    | 20    | 26   | 13    | 0     | 25    | -    | -   | -    | -   | -    | -   | -    | -    | -   |
| Touchdowns                        | 0     | 0     | 0     | 0    | 0     | 0     | 0     | -    | -   | -    | -   | -    | -   | -    | -    | -   |
| <b>PENALTIES</b>                  |       |       |       |      |       |       |       |      |     |      |     |      |     |      |      |     |
| Number                            | 4     | 4     | 10    | 4    | 7     | 5     | 10    | -    | -   | -    | -   | -    | -   | -    | -    | -   |
| Yards                             | 20    | 25    | 55    | 45   | 40    | 40    | 65    | -    | -   | -    | -   | -    | -   | -    | -    | -   |
| <b>FUMBLES</b>                    |       |       |       |      |       |       |       |      |     |      |     |      |     |      |      |     |
| Number                            | 3     | 3     | 1     | 1    | 0     | 2     | 1     | -    | -   | -    | -   | -    | -   | -    | -    | -   |
| Lost                              | 1     | 0     | 1     | 1    | 0     | 0     | 0     | -    | -   | -    | -   | -    | -   | -    | -    | -   |
| <b>SCORING</b>                    |       |       |       |      |       |       |       |      |     |      |     |      |     |      |      |     |
| Total Touchdowns                  | 1     | 3     | 5     | 4    | 1     | 2     | 0     | -    | -   | -    | -   | -    | -   | -    | -    | -   |
| Rushing Touchdowns                | 1     | 2     | 3     | 1    | 0     | 1     | 0     | -    | -   | -    | -   | -    | -   | -    | -    | -   |
| Passing Touchdowns                | 0     | 1     | 2     | 3    | 1     | 1     | 0     | -    | -   | -    | -   | -    | -   | -    | -    | -   |
| Return Touchdowns                 | 0     | 0     | 0     | 0    | 0     | 0     | 0     | -    | -   | -    | -   | -    | -   | -    | -    | -   |
| PAT (Made/Att)                    | 0/1   | 3/3   | 3/5   | 3/4  | 1/1   | 2/2   | 0/0   | -/-  | -/- | -/-  | -/- | -/-  | -/- | -/-  | -/-  | -/- |
| 2 PT (Made/Att)                   | 0/0   | 0/0   | 0/1   | 0/1  | 0/0   | 0/0   | 0/0   | -/-  | -/- | -/-  | -/- | -/-  | -/- | -/-  | -/-  | -/- |
| FG (Made/Att)                     | 1-2   | 2/3   | 2/2   | 1/1  | 3/3   | 1/3   | 0/1   | -/-  | -/- | -/-  | -/- | -/-  | -/- | -/-  | -/-  | -/- |





# RAMS-COLTS BALL POSSESSION AND DRIVE CHART

## Indianapolis Colts

| #  | Time Recd | Time Lost | Time Poss | How Ball Obtained | Drive Began | # Play | Yds Gain | Yds Pen | Net Yds | 1st Down | Last Scrm | How Given Up |
|----|-----------|-----------|-----------|-------------------|-------------|--------|----------|---------|---------|----------|-----------|--------------|
| 1  | 12:43     | 11:10     | 1:33      | Kickoff           | IND 25      | 3      | 0        | 0       | 0       | 0        | IND 25    | Interception |
| 2  | 11:10     | 6:21      | 4:49      | Kickoff           | IND 25      | 9      | 73       | 0       | 73      | 4        | * LA 2    | Field Goal   |
| 3  | 2:03      | 0:36      | 1:27      | Punt              | IND 7       | 3      | 27       | 0       | 27      | 1        | IND 25    | Fumble       |
| 4  | 14:02     | 11:49     | 2:13      | Punt              | IND 7       | 4      | 21       | 0       | 21      | 1        | IND 28    | Punt         |
| 5  | 9:37      | 7:29      | 2:08      | Kickoff           | IND 25      | 3      | -11      | 0       | -11     | 0        | IND 14    | Punt         |
| 6  | 5:20      | 3:08      | 2:12      | Kickoff           | IND 25      | 5      | 35       | 0       | 35      | 1        | LA 40     | Downs        |
| 7  | 0:17      | 0:00      | 0:17      | Kickoff           | IND 25      | 1      | -1       | 0       | -1      | 0        | IND 25    | End of Half  |
| 8  | 15:00     | 13:28     | 1:32      | Kickoff           | IND 25      | 3      | 9        | 0       | 9       | 0        | IND 34    | Punt         |
| 9  | 13:28     | 12:03     | 1:25      | Muffed Punt       | LA 24       | 4      | 4        | 0       | 4       | 0        | LA 20     | Missed FG    |
| 10 | 7:23      | 7:15      | 0:08      | Kickoff           | IND 25      | 1      | 0        | 0       | 0       | 0        | IND 25    | Interception |
| 11 | 7:15      | 5:30      | 1:45      | Kickoff           | IND 25      | 3      | -14      | 0       | -14     | 0        | IND 11    | Punt         |
| 12 | 4:17      | 2:37      | 1:40      | Punt              | IND 6       | 3      | 1        | 0       | 1       | 0        | IND 7     | Punt         |
| 13 | 14:13     | 11:32     | 2:41      | Punt              | IND 16      | 5      | 84       | 0       | 84      | 3        | * LA 3    | Touchdown    |
| 14 | 9:29      | 9:18      | 0:11      | Punt              | IND 10      | 1      | -10      | 0       | -10     | 0        | IND 10    | Safety       |
| 15 | 4:28      | 2:54      | 1:34      | Kickoff           | IND 25      | 3      | 7        | 0       | 7       | 0        | IND 32    | Punt         |

(347) Average IND 23

## Los Angeles Rams

| #  | Time Recd | Time Lost | Time Poss | How Ball Obtained | Drive Began | # Play | Yds Gain | Yds Pen | Net Yds | 1st Down | Last Scrm | How Given Up |
|----|-----------|-----------|-----------|-------------------|-------------|--------|----------|---------|---------|----------|-----------|--------------|
| 1  | 15:00     | 12:43     | 2:17      | Kickoff           | LA 25       | 7      | 43       | 0       | 43      | 2        | IND 32    | Field Goal   |
| 2  | 6:21      | 2:03      | 4:18      | Kickoff           | LA 25       | 7      | 33       | -15     | 18      | 1        | LA 43     | Punt         |
| 3  | 0:36      | 14:02     | 1:34      | Fumble            | IND 34      | 3      | -1       | -10     | -11     | 0        | IND 45    | Punt         |
| 4  | 11:49     | 9:37      | 2:12      | Punt              | LA 31       | 5      | 69       | 0       | 69      | 3        | * IND 5   | Touchdown    |
| 5  | 7:29      | 5:20      | 2:09      | Punt              | LA 42       | 6      | 58       | 0       | 58      | 3        | * IND 18  | Touchdown    |
| 6  | 3:08      | 0:17      | 2:51      | Downs             | LA 40       | 6      | 43       | 0       | 43      | 2        | * IND 17  | Field Goal   |
| 7  | 12:03     | 7:23      | 4:40      | Missed FG         | LA 28       | 8      | 41       | 5       | 46      | 3        | IND 26    | Field Goal   |
| 8  | 5:30      | 4:17      | 1:13      | Punt              | LA 40       | 3      | 7        | 0       | 7       | 0        | LA 47     | Punt         |
| 9  | 2:37      | 14:13     | 3:24      | Punt              | LA 32       | 6      | 6        | 0       | 6       | 1        | LA 38     | Punt         |
| 10 | 11:32     | 9:29      | 2:03      | Kickoff           | LA 42       | 3      | 15       | -10     | 5       | 0        | LA 47     | Punt         |
| 11 | 9:18      | 4:28      | 4:50      | Kickoff           | LA 43       | 8      | 53       | 4       | 57      | 3        | * IND 3   | Touchdown    |
| 12 | 2:54      | 0:00      | 2:54      | Punt              | LA 15       | 5      | 6        | 0       | 6       | 1        | LA 23     | End of Game  |

(429) Average LA 36

\* inside opponent's 20

### Time of Possession by Quarter

|                                   | 1st  | 2nd  | 3rd  | 4th   | OT | Total |
|-----------------------------------|------|------|------|-------|----|-------|
| <b>Visitor</b> Indianapolis Colts | 7:49 | 6:50 | 6:30 | 4:26  |    | 25:35 |
| <b>Home</b> Los Angeles Rams      | 7:11 | 8:10 | 8:30 | 10:34 |    | 34:25 |

### Kickoff Drive No.-Start Average

Colts: 9 - IND 25                      Rams: 4 - LA 34



# RAMS-REDSKINS BALL POSSESSION AND DRIVE CHART

## Washington Redskins

| #  | Time Recd | Time Lost | Time Poss | How Ball Obtained | Drive Began | # Play | Yds Gain | Yds Pen | Net Yds | 1st Down | Last Scrm | How Given Up |
|----|-----------|-----------|-----------|-------------------|-------------|--------|----------|---------|---------|----------|-----------|--------------|
| 1  | 12:07     | 4:43      | 7:24      | Punt              | WAS 21      | 14     | 57       | 0       | 57      | 4        | LA 22     | Field Goal   |
| 2  | 3:12      | 14:54     | 3:18      | Punt              | WAS 35      | 6      | 60       | 5       | 65      | 4        | * LA 7    | Touchdown    |
| 3  | 14:39     | 12:06     | 2:33      | Fumble            | LA 30       | 7      | 26       | 0       | 26      | 1        | * LA 4    | Field Goal   |
| 4  | 9:59      | 7:15      | 2:44      | Kickoff           | WAS 25      | 5      | 1        | 0       | 1       | 1        | WAS 26    | Punt         |
| 5  | 3:03      | 1:44      | 1:19      | Kickoff           | WAS 25      | 4      | 75       | 0       | 75      | 2        | WAS 39    | Touchdown    |
| 6  | 1:14      | 0:07      | 1:07      | Punt              | WAS 45      | 3      | 6        | 0       | 6       | 0        | LA 49     | Punt         |
| 7  | 15:00     | 12:09     | 2:51      | Kickoff           | WAS 25      | 5      | 22       | -10     | 12      | 1        | WAS 37    | Punt         |
| 8  | 8:43      | 3:34      | 5:09      | Kickoff           | WAS 16      | 9      | 26       | 25      | 51      | 3        | LA 33     | Missed FG    |
| 9  | 2:28      | 14:38     | 2:50      | Punt              | WAS 6       | 5      | 18       | 0       | 18      | 1        | WAS 24    | Punt         |
| 10 | 7:16      | 1:49      | 5:27      | Kickoff           | WAS 30      | 10     | 80       | -10     | 70      | 4        | * LA 11   | Touchdown    |
| 11 | 1:37      | 0:00      | 1:37      | Interception      | LA 19       | 3      | 5        | 0       | 5       | 0        | * LA 14   | End of Game  |

(379) Average WAS 34

## Los Angeles Rams

| #  | Time Recd | Time Lost | Time Poss | How Ball Obtained | Drive Began | # Play | Yds Gain | Yds Pen | Net Yds | 1st Down | Last Scrm | How Given Up |
|----|-----------|-----------|-----------|-------------------|-------------|--------|----------|---------|---------|----------|-----------|--------------|
| 1  | 15:00     | 12:07     | 2:53      | Kickoff           | LA 25       | 6      | 21       | 0       | 21      | 1        | LA 46     | Punt         |
| 2  | 4:43      | 3:12      | 1:31      | Kickoff           | LA 2        | 3      | 8        | 0       | 8       | 0        | LA 10     | Punt         |
| 3  | 14:54     | 14:39     | 0:15      | Kickoff           | LA 28       | 1      | 2        | 0       | 2       | 0        | LA 28     | Fumble       |
| 4  | 12:06     | 9:59      | 2:07      | Kickoff           | LA 25       | 4      | 75       | 0       | 75      | 2        | * WAS 1   | Touchdown    |
| 5  | 7:15      | 3:03      | 4:12      | Punt              | LA 32       | 9      | 49       | 5       | 54      | 3        | * WAS 14  | Field Goal   |
| 6  | 1:44      | 1:14      | 0:30      | Kickoff           | LA 25       | 3      | -6       | 0       | -6      | 0        | LA 19     | Punt         |
| 7  | 0:07      | 0:00      | 0:07      | Punt              | LA 8        | 1      | -1       | 0       | -1      | 0        | LA 8      | End of Half  |
| 8  | 12:09     | 8:43      | 3:26      | Punt              | LA 7        | 6      | 93       | 0       | 93      | 4        | * WAS 18  | Touchdown    |
| 9  | 3:34      | 2:28      | 1:06      | Missed FG         | LA 41       | 3      | 8        | 0       | 8       | 0        | LA 49     | Punt         |
| 10 | 14:38     | 7:16      | 7:22      | Punt              | LA 25       | 14     | 83       | -30     | 53      | 4        | * WAS 22  | Field Goal   |
| 11 | 1:49      | 1:37      | 0:12      | Kickoff           | LA 28       | 1      | 0        | 0       | 0       | 0        | LA 28     | Interception |

(246) Average LA 22

### \* inside opponent's 20

| Time of Possession by Quarter   |                     | 1st                  | 2nd  | 3rd   | 4th             | OT | Total |
|---------------------------------|---------------------|----------------------|------|-------|-----------------|----|-------|
| Visitor                         | Washington Redskins | 10:36                | 7:49 | 10:28 | 7:26            |    | 36:19 |
| Home                            | Los Angeles Rams    | 4:24                 | 7:11 | 4:32  | 7:34            |    | 23:41 |
| Kickoff Drive No.-Start Average |                     | Redskins: 5 - WAS 24 |      |       | Rams: 6 - LA 22 |    |       |



# RAMS-49ERS BALL POSSESSION AND DRIVE CHART

## Los Angeles Rams

| #  | Time Recd | Time Lost | Time Poss | How Ball Obtained | Drive Began | # Play | Yds Gain | Yds Pen | Net Yds | 1st Down | Last Scrm | How Given Up |
|----|-----------|-----------|-----------|-------------------|-------------|--------|----------|---------|---------|----------|-----------|--------------|
| 1  | 14:52     | 14:48     | 0:04      | Interception      | SF 3        | 1      | 3        | 0       | 3       | 1        | * SF 3    | Touchdown    |
| 2  | 8:17      | 4:32      | 3:45      | Kickoff           | LA 25       | 8      | 70       | 5       | 75      | 4        | * SF 7    | Touchdown    |
| 3  | 3:05      | 14:55     | 3:10      | Fumble            | LA 32       | 7      | 38       | 0       | 38      | 2        | SF 30     | Field Goal   |
| 4  | 9:37      | 8:30      | 1:07      | Kickoff           | LA 24       | 3      | -2       | 0       | -2      | 0        | LA 22     | Punt         |
| 5  | 3:46      | 0:49      | 2:57      | Kickoff           | LA 25       | 9      | 73       | 2       | 75      | 6        | * SF 2    | Touchdown    |
| 6  | 15:00     | 9:17      | 5:43      | Kickoff           | LA 25       | 10     | 71       | 3       | 74      | 3        | * SF 1    | Field Goal   |
| 7  | 5:40      | 0:17      | 5:23      | Kickoff           | LA 25       | 10     | 65       | 10      | 75      | 6        | * SF 1    | Touchdown    |
| 8  | 12:50     | 8:43      | 4:07      | Kickoff           | LA 25       | 7      | 80       | -5      | 75      | 3        | * SF 13   | Touchdown    |
| 9  | 8:11      | 6:35      | 1:36      | Punt              | LA 14       | 3      | 1        | 0       | 1       | 0        | LA 15     | Punt         |
| 10 | 5:08      | 5:01      | 0:07      | Kickoff           |             | 0      | 0        | 0       | 0       | 0        |           | Fumble       |
| 11 | 1:44      | 0:00      | 1:44      | Downs             | SF 31       | 4      | 19       | 0       | 19      | 1        | * SF 11   | End of Game  |

(361) Average LA 36

## San Francisco 49ers

| #  | Time Recd | Time Lost | Time Poss | How Ball Obtained | Drive Began | # Play | Yds Gain | Yds Pen | Net Yds | 1st Down | Last Scrm | How Given Up |
|----|-----------|-----------|-----------|-------------------|-------------|--------|----------|---------|---------|----------|-----------|--------------|
| 1  | 15:00     | 14:52     | 0:08      | Kickoff           | SF 25       | 1      | 0        | 0       | 0       | 0        | SF 25     | Interception |
| 2  | 14:48     | 8:17      | 6:31      | Kickoff           | SF 19       | 14     | 76       | 5       | 81      | 5        | * LA 9    | Touchdown    |
| 3  | 4:32      | 3:05      | 1:27      | Kickoff           | SF 19       | 5      | 42       | 0       | 42      | 2        | LA 39     | Fumble       |
| 4  | 14:55     | 11:35     | 3:20      | Kickoff           | SF 25       | 6      | 27       | 5       | 32      | 1        | LA 43     | Punt         |
| 5  | 11:35     | 9:37      | 1:58      | Muffed Punt       | LA 12       | 4      | 9        | -15     | -6      | 0        | * LA 18   | Field Goal   |
| 6  | 8:30      | 3:46      | 4:44      | Punt              | SF 23       | 8      | 47       | 0       | 47      | 2        | LA 30     | Field Goal   |
| 7  | 0:49      | 0:00      | 0:49      | Kickoff           | SF 40       | 3      | 0        | 0       | 0       | 0        | SF 47     | End of Half  |
| 8  | 9:17      | 5:40      | 3:37      | Kickoff           | SF 25       | 10     | 60       | 15      | 75      | 5        | * LA 1    | Touchdown    |
| 9  | 0:17      | 12:50     | 2:27      | Kickoff           | SF 25       | 6      | 75       | 0       | 75      | 4        | * LA 1    | Touchdown    |
| 10 | 8:43      | 8:11      | 0:32      | Kickoff           | SF 23       | 3      | 0        | 12      | 12      | 1        | SF 35     | Punt         |
| 11 | 6:35      | 5:08      | 1:27      | Punt              | SF 36       | 4      | 64       | 0       | 64      | 2        | * LA 3    | Touchdown    |
| 12 | 5:01      | 2:13      | 2:48      | Fumble            | LA 29       | 8      | 29       | 0       | 29      | 3        | * LA 1    | Touchdown    |
| 13 | 2:13      | 1:44      | 0:29      | Onside Kick       | 50          | 4      | -8       | -10     | -18     | 0        | SF 40     | Downs        |

(469) Average SF 36

\* inside opponent's 20

### Time of Possession by Quarter

|                          | 1st  | 2nd   | 3rd   | 4th  | OT | Total |
|--------------------------|------|-------|-------|------|----|-------|
| Visitor Los Angeles Rams | 6:54 | 4:09  | 11:06 | 7:34 |    | 29:43 |
| Home San Francisco 49ers | 8:06 | 10:51 | 3:54  | 7:26 |    | 30:17 |

### Kickoff Drive No.-Start Average

Rams: 6 - LA 25      49ers: 8 - SF 25



# RAMS-COWBOYS BALL POSSESSION AND DRIVE CHART

## Los Angeles Rams

| #  | Time Recd | Time Lost | Time Poss | How Ball Obtained | Drive Began | # Play | Yds Gain | Yds Pen | Net Yds | 1st Down | Last Scrm | How Given Up |
|----|-----------|-----------|-----------|-------------------|-------------|--------|----------|---------|---------|----------|-----------|--------------|
| 1  | 11:30     | 7:07      | 4:23      | Kickoff           | LA 16       | 9      | 53       | 0       | 53      | 3        | DAL 31    | Field Goal   |
| 2  | 14:05     | 12:39     | 1:26      | Kickoff           | DAL 35      | 5      | 4        | 5       | 9       | 1        | DAL 26    | Field Goal   |
| 3  | 10:53     | 8:29      | 2:24      | Kickoff           | LA 25       | 5      | 12       | 0       | 12      | 1        | LA 37     | Punt         |
| 4  | 8:29      | 6:33      | 1:56      | Muffed Punt       | DAL 18      | 5      | 18       | 0       | 18      | 2        | * DAL 7   | Touchdown    |
| 5  | 1:51      | 0:00      | 1:51      | Kickoff           | LA 25       | 8      | 44       | 5       | 49      | 3        | DAL 26    | Field Goal   |
| 6  | 15:00     | 13:10     | 1:50      | Kickoff           | LA 21       | 3      | 3        | 0       | 3       | 0        | LA 24     | Punt         |
| 7  | 10:41     | 7:26      | 3:15      | Punt              | LA 34       | 8      | 54       | 0       | 54      | 3        | * DAL 12  | Field Goal   |
| 8  | 4:58      | 2:59      | 1:59      | Punt              | LA 10       | 4      | 90       | 0       | 90      | 3        | LA 47     | Touchdown    |
| 9  | 1:22      | 11:56     | 4:26      | Punt              | LA 12       | 11     | 58       | 20      | 78      | 4        | * DAL 10  | Field Goal   |
| 10 | 11:00     | 9:41      | 1:19      | Interception      | DAL 29      | 4      | 4        | 0       | 4       | 0        | DAL 25    | Field Goal   |
| 11 | 7:11      | 1:55      | 5:16      | Kickoff           | LA 17       | 12     | 73       | -5      | 68      | 4        | * DAL 15  | Field Goal   |
| 12 | 0:27      | 0:00      | 0:27      | Downs             | LA 39       | 1      | -1       | 0       | -1      | 0        | LA 39     | End of Game  |

(417) Average LA 35

## Dallas Cowboys

| #  | Time Recd | Time Lost | Time Poss | How Ball Obtained | Drive Began | # Play | Yds Gain | Yds Pen | Net Yds | 1st Down | Last Scrm | How Given Up |
|----|-----------|-----------|-----------|-------------------|-------------|--------|----------|---------|---------|----------|-----------|--------------|
| 1  | 15:00     | 11:30     | 3:30      | Kickoff           | DAL 20      | 7      | 59       | 5       | 64      | 2        | * LA 16   | Field Goal   |
| 2  | 7:07      | 14:05     | 8:02      | Kickoff           | DAL 19      | 15     | 81       | 0       | 81      | 6        | * LA 10   | Touchdown    |
| 3  | 12:39     | 10:53     | 1:46      | Kickoff           | DAL 25      | 4      | 72       | 3       | 75      | 3        | * LA 1    | Touchdown    |
| 4  | 6:33      | 1:51      | 4:42      | Kickoff           | DAL 25      | 9      | 75       | 0       | 75      | 3        | * LA 10   | Touchdown    |
| 5  | 13:10     | 10:41     | 2:29      | Punt              | DAL 14      | 5      | 15       | 0       | 15      | 1        | DAL 29    | Punt         |
| 6  | 7:26      | 4:58      | 2:28      | Kickoff           | DAL 25      | 5      | 22       | 0       | 22      | 1        | DAL 47    | Punt         |
| 7  | 2:59      | 1:22      | 1:37      | Kickoff           | DAL 25      | 3      | 4        | 0       | 4       | 0        | DAL 29    | Punt         |
| 8  | 11:56     | 11:00     | 0:56      | Kickoff           | DAL 21      | 3      | 1        | 0       | 1       | 0        | DAL 22    | Interception |
| 9  | 9:41      | 7:11      | 2:30      | Kickoff           | DAL 25      | 5      | 75       | 0       | 75      | 4        | LA 28     | Touchdown    |
| 10 | 1:55      | 0:27      | 1:28      | Kickoff           | DAL 25      | 10     | 36       | 0       | 36      | 2        | LA 48     | Downs        |

(224) Average DAL 22

### \* inside opponent's 20

| Time of Possession by Quarter          |                  | 1st             | 2nd  | 3rd                 | 4th   | OT | Total |
|--|------------------|-----------------|------|---------------------|-------|----|-------|
| <b>Visitor</b>                         | Los Angeles Rams | 4:23            | 7:37 | 8:26                | 10:06 |    | 30:32 |
| <b>Home</b>                            | Dallas Cowboys   | 10:37           | 7:23 | 6:34                | 4:54  |    | 29:28 |
| <b>Kickoff Drive No.-Start Average</b> |                  | Rams: 6 - LA 28 |      | Cowboys: 9 - DAL 23 |       |    |       |





# RAMS-SEAHAWKS BALL POSSESSION AND DRIVE CHART

## Seattle Seahawks

| #  | Time Recd | Time Lost | Time Poss | How Ball Obtained | Drive Began | # Play | Yds Gain | Yds Pen | Net Yds | 1st Down | Last Scrm | How Given Up |
|----|-----------|-----------|-----------|-------------------|-------------|--------|----------|---------|---------|----------|-----------|--------------|
| 1  | 15:00     | 12:04     | 2:56      | Kickoff           | SEA 25      | 6      | 4        | 0       | 4       | 1        | SEA 29    | Punt         |
| 2  | 9:20      | 5:04      | 4:16      | Fumble            | SEA 20      | 8      | 24       | 5       | 29      | 2        | SEA 49    | Punt         |
| 3  | 3:21      | 3:10      | 0:11      | Punt              | SEA 32      | 1      | 0        | 0       | 0       | 0        | SEA 32    | Interception |
| 4  | 14:13     | 12:26     | 1:47      | Kickoff           | SEA 26      | 3      | 3        | 0       | 3       | 0        | SEA 29    | Punt         |
| 5  | 12:26     | 10:25     | 2:01      | Muffed Punt       | LA 30       | 4      | 15       | 0       | 15      | 1        | * LA 15   | Interception |
| 6  | 9:29      | 1:55      | 7:34      | Kickoff           | SEA 25      | 15     | 75       | 0       | 75      | 6        | * LA 4    | Touchdown    |
| 7  | 1:28      | 0:00      | 1:28      | Punt              | SEA 25      | 9      | 51       | -5      | 46      | 3        | LA 29     | Field Goal   |
| 8  | 9:54      | 5:41      | 4:13      | Missed FG         | SEA 26      | 9      | 43       | 0       | 43      | 2        | LA 31     | Field Goal   |
| 9  | 0:48      | 13:28     | 2:20      | Interception      | SEA 29      | 3      | 8        | -10     | -2      | 0        | SEA 27    | Punt         |
| 10 | 11:51     | 10:48     | 1:03      | Punt              | SEA 26      | 3      | 3        | 0       | 3       | 0        | SEA 29    | Punt         |
| 11 | 6:02      | 4:17      | 1:45      | Interception      | LA 46       | 3      | 8        | 0       | 8       | 0        | LA 38     | Punt         |
| 12 | 2:46      | 1:09      | 1:37      | Fumble            | LA 20       | 4      | 8        | -5      | 3       | 0        | * LA 17   | Field Goal   |
| 13 | 0:05      | 0:00      | 0:05      | Downs             | SEA 20      | 1      | -1       | 0       | -1      | 0        | SEA 20    | End of Game  |

(458) Average SEA 35

## Los Angeles Rams

| #  | Time Recd | Time Lost | Time Poss | How Ball Obtained | Drive Began | # Play | Yds Gain | Yds Pen | Net Yds | 1st Down | Last Scrm | How Given Up |
|----|-----------|-----------|-----------|-------------------|-------------|--------|----------|---------|---------|----------|-----------|--------------|
| 1  | 12:04     | 9:20      | 2:44      | Punt              | LA 38       | 7      | 61       | 0       | 61      | 3        | * SEA 12  | Fumble       |
| 2  | 5:04      | 3:21      | 1:43      | Punt              | LA 7        | 3      | 9        | 0       | 9       | 0        | LA 16     | Punt         |
| 3  | 3:10      | 14:13     | 3:57      | Interception      | LA 21       | 10     | 79       | 0       | 79      | 4        | SEA 27    | Touchdown    |
| 4  | 10:25     | 9:29      | 0:56      | Interception      | SEA 19      | 4      | 2        | 0       | 2       | 0        | * SEA 17  | Field Goal   |
| 5  | 1:55      | 1:28      | 0:27      | Kickoff           | LA 40       | 3      | 1        | 0       | 1       | 0        | LA 41     | Punt         |
| 6  | 15:00     | 9:54      | 5:06      | Kickoff           | LA 32       | 13     | 45       | 5       | 50      | 3        | * SEA 18  | Missed FG    |
| 7  | 5:41      | 0:48      | 4:53      | Kickoff           | LA 18       | 11     | 52       | 5       | 57      | 4        | * SEA 25  | Interception |
| 8  | 13:28     | 11:51     | 1:37      | Punt              | LA 29       | 3      | 5        | 0       | 5       | 0        | LA 34     | Punt         |
| 9  | 10:48     | 6:02      | 4:46      | Punt              | LA 23       | 9      | 38       | -10     | 28      | 3        | SEA 49    | Interception |
| 10 | 4:17      | 2:46      | 1:31      | Punt              | LA 7        | 3      | 28       | 5       | 33      | 2        | LA 43     | Fumble       |
| 11 | 1:09      | 0:05      | 1:04      | Kickoff           | LA 25       | 7      | 55       | 0       | 55      | 2        | SEA 20    | Downs        |

(321) Average LA 29

### \* inside opponent's 20

#### Time of Possession by Quarter

| Visitor               | 1st  | 2nd   | 3rd  | 4th  | OT | Total |
|-----------------------|------|-------|------|------|----|-------|
| Seattle Seahawks      | 7:23 | 12:50 | 5:01 | 6:02 |    | 31:16 |
| Home Los Angeles Rams | 7:37 | 2:10  | 9:59 | 8:58 |    | 28:44 |

#### Kickoff Drive No.-Start Average

Seahawks: 3 - SEA 25

Rams: 4 - LA 29



# RAMS-JAGUARS BALL POSSESSION AND DRIVE CHART

## Los Angeles Rams

| #  | Time Recd | Time Lost | Time Poss | How Ball Obtained | Drive Began | # Play | Yds Gain | Yds Pen | Net Yds | 1st Down | Last Scrm | How Given Up |
|----|-----------|-----------|-----------|-------------------|-------------|--------|----------|---------|---------|----------|-----------|--------------|
| 1  | 15:00     | 14:46     | 0:14      | Kickoff           |             | 0      | 0        | 0       | 0       | 0        |           | Touchdown    |
| 2  | 14:35     | 12:45     | 1:50      | Kickoff           | LA 24       | 3      | 9        | 0       | 9       | 0        | LA 33     | Punt         |
| 3  | 10:23     | 8:54      | 1:29      | Punt              | JAX 45      | 4      | 8        | 0       | 8       | 0        | JAX 37    | Field Goal   |
| 4  | 6:51      | 5:14      | 1:37      | Kickoff           | LA 25       | 3      | -9       | 0       | -9      | 0        | LA 16     | Punt         |
| 5  | 3:38      | 0:22      | 3:16      | Punt              | LA 34       | 7      | 61       | 5       | 66      | 4        | * JAX 4   | Touchdown    |
| 6  | 12:39     | 11:14     | 1:25      | Punt              | LA 23       | 3      | 4        | 0       | 4       | 0        | LA 27     | Punt         |
| 7  | 9:26      | 6:50      | 2:36      | Punt              | LA 12       | 5      | 22       | 0       | 22      | 1        | LA 34     | Punt         |
| 8  | 5:46      | 3:56      | 1:50      | Punt              | LA 26       | 5      | 28       | -5      | 23      | 1        | LA 49     | Punt         |
| 9  | 11:45     | 10:16     | 1:29      | Punt              | LA 11       | 3      | 43       | -5      | 38      | 1        | LA 29     | Fumble       |
| 10 | 5:16      | 1:13      | 4:03      | Kickoff           | LA 25       | 8      | 28       | 0       | 28      | 2        | JAX 47    | Punt         |
| 11 | 11:55     | 9:58      | 1:57      | Interception      | JAX 45      | 3      | 0        | -10     | -10     | 0        | LA 45     | Punt         |
| 12 | 7:40      | 2:32      | 5:08      | Punt              | LA 32       | 12     | 57       | 0       | 57      | 3        | * JAX 11  | Field Goal   |
| 13 | 1:07      | 0:00      | 1:07      | Missed FG         | LA 44       | 2      | -2       | 0       | -2      | 0        | LA 43     | End of Game  |

(366) Average LA 30

## Jacksonville Jaguars

| #  | Time Recd | Time Lost | Time Poss | How Ball Obtained | Drive Began | # Play | Yds Gain | Yds Pen | Net Yds | 1st Down | Last Scrm | How Given Up |
|----|-----------|-----------|-----------|-------------------|-------------|--------|----------|---------|---------|----------|-----------|--------------|
| 1  | 14:46     | 14:35     | 0:11      | Kickoff           | JAX 25      | 1      | 75       | 0       | 75      | 1        | JAX 25    | Touchdown    |
| 2  | 12:45     | 10:23     | 2:22      | Punt              | JAX 20      | 4      | 9        | 0       | 9       | 1        | JAX 29    | Punt         |
| 3  | 8:54      | 6:51      | 2:03      | Kickoff           | JAX 25      | 4      | 75       | 0       | 75      | 4        | LA 22     | Touchdown    |
| 4  | 5:14      | 3:38      | 1:36      | Punt              | JAX 31      | 3      | 0        | 0       | 0       | 0        | JAX 31    | Punt         |
| 5  | 0:22      | 12:39     | 2:43      | Kickoff           | JAX 25      | 5      | 24       | 0       | 24      | 1        | JAX 49    | Punt         |
| 6  | 11:14     | 9:26      | 1:48      | Punt              | JAX 16      | 4      | 4        | 15      | 19      | 1        | JAX 35    | Punt         |
| 7  | 6:50      | 5:46      | 1:04      | Punt              | JAX 22      | 3      | 5        | 0       | 5       | 0        | JAX 27    | Punt         |
| 8  | 3:56      | 2:25      | 1:31      | Punt              | JAX 18      | 3      | 1        | 0       | 1       | 0        | JAX 19    | Blocked Punt |
| 9  | 2:25      | 0:00      | 2:25      | Kickoff           | JAX 40      | 7      | 40       | -16     | 24      | 2        | LA 36     | Missed FG    |
| 10 | 15:00     | 11:45     | 3:15      | Kickoff           | JAX 25      | 6      | 28       | 0       | 28      | 1        | LA 47     | Punt         |
| 11 | 10:16     | 5:16      | 5:00      | Fumble            | JAX 48      | 9      | 29       | 0       | 29      | 2        | * LA 23   | Field Goal   |
| 12 | 1:13      | 11:55     | 4:18      | Punt              | JAX 15      | 10     | 39       | 15      | 54      | 3        | LA 31     | Interception |
| 13 | 9:58      | 7:40      | 2:18      | Punt              | JAX 19      | 3      | 16       | -9      | 7       | 0        | JAX 26    | Punt         |
| 14 | 2:32      | 1:07      | 1:25      | Kickoff           | JAX 25      | 7      | 44       | -5      | 39      | 3        | LA 36     | Missed FG    |

(354) Average JAX 25

\* inside opponent's 20

### Time of Possession by Quarter

|                                  | 1st  | 2nd  | 3rd  | 4th  | OT | Total |
|----------------------------------|------|------|------|------|----|-------|
| <b>Visitor</b> Los Angeles Rams  | 8:26 | 5:51 | 5:32 | 8:12 |    | 28:01 |
| <b>Home</b> Jacksonville Jaguars | 6:34 | 9:09 | 9:28 | 6:48 |    | 31:59 |

### Kickoff Drive No.-Start Average

Rams: 3 - LA 25                      Jaguars: 6 - JAX 28



# RAMS-CARDINALS BALL POSSESSION AND DRIVE CHART

## Arizona Cardinals

| #  | Time Recd | Time Lost | Time Poss | How Ball Obtained | Drive Began | # Play | Yds Gain | Yds Pen | Net Yds | 1st Down | Last Scrm | How Given Up |
|----|-----------|-----------|-----------|-------------------|-------------|--------|----------|---------|---------|----------|-----------|--------------|
| 1  | 15:00     | 10:04     | 4:56      | Kickoff           | ARZ 21      | 9      | 65       | 0       | 65      | 3        | * LA 14   | Missed FG    |
| 2  | 4:14      | 2:01      | 2:13      | Kickoff           | ARZ 25      | 4      | 20       | 0       | 20      | 1        | ARZ 45    | Punt         |
| 3  | 0:39      | 14:51     | 0:48      | Punt              | ARZ 18      | 3      | 12       | -5      | 7       | 0        | ARZ 25    | Punt         |
| 4  | 11:13     | 8:03      | 3:10      | Kickoff           | ARZ 25      | 9      | 24       | 5       | 29      | 3        | LA 46     | Punt         |
| 5  | 5:48      | 5:35      | 0:13      | Punt              | ARZ 18      | 1      | 0        | 0       | 0       | 0        | ARZ 18    | Interception |
| 6  | 5:25      | 2:04      | 3:21      | Kickoff           | ARZ 25      | 7      | 17       | 0       | 17      | 1        | ARZ 42    | Punt         |
| 7  | 0:41      | 0:33      | 0:08      | Kickoff           | ARZ 25      | 1      | 0        | 0       | 0       | 0        | ARZ 25    | Interception |
| 8  | 10:53     | 8:54      | 1:59      | Kickoff           | ARZ 25      | 3      | 8        | 0       | 8       | 0        | ARZ 33    | Punt         |
| 9  | 2:01      | 14:05     | 2:56      | Interception      | LA 47       | 6      | 24       | -15     | 9       | 1        | LA 38     | Punt         |
| 10 | 3:46      | 2:31      | 1:15      | Kickoff           | ARZ 25      | 5      | 26       | 0       | 26      | 1        | LA 49     | Downs        |

(260) Average ARZ 26

## Los Angeles Rams

| #  | Time Recd | Time Lost | Time Poss | How Ball Obtained | Drive Began | # Play | Yds Gain | Yds Pen | Net Yds | 1st Down | Last Scrm | How Given Up |
|----|-----------|-----------|-----------|-------------------|-------------|--------|----------|---------|---------|----------|-----------|--------------|
| 1  | 10:04     | 4:14      | 5:50      | Missed FG         | LA 22       | 14     | 73       | 0       | 73      | 5        | * ARZ 5   | Field Goal   |
| 2  | 2:01      | 0:39      | 1:22      | Punt              | LA 24       | 3      | 4        | 0       | 4       | 0        | LA 28     | Punt         |
| 3  | 14:51     | 11:13     | 3:38      | Punt              | LA 35       | 8      | 41       | 10      | 51      | 3        | * ARZ 14  | Field Goal   |
| 4  | 8:03      | 5:48      | 2:15      | Punt              | LA 20       | 3      | 11       | -5      | 6       | 0        | LA 26     | Punt         |
| 5  | 5:35      | 5:25      | 0:10      | Interception      | ARZ 18      | 1      | 18       | 0       | 18      | 1        | * ARZ 18  | Touchdown    |
| 6  | 2:04      | 0:41      | 1:23      | Punt              | LA 12       | 8      | 83       | 5       | 88      | 4        | * ARZ 9   | Touchdown    |
| 7  | 0:33      | 0:00      | 0:33      | Interception      | ARZ 28      | 4      | -7       | 0       | -7      | 0        | ARZ 35    | Field Goal   |
| 8  | 15:00     | 10:53     | 4:07      | Kickoff           | LA 21       | 10     | 53       | 10      | 63      | 4        | * ARZ 16  | Field Goal   |
| 9  | 8:54      | 2:01      | 6:53      | Punt              | LA 15       | 11     | 49       | 15      | 64      | 4        | ARZ 21    | Interception |
| 10 | 14:05     | 3:46      | 10:19     | Punt              | LA 20       | 16     | 90       | -10     | 80      | 6        | * ARZ 18  | Touchdown    |
| 11 | 2:31      | 0:00      | 2:31      | Downs             | LA 49       | 4      | 10       | 0       | 10      | 1        | ARZ 40    | End of Game  |

(372) Average LA 34

### \* inside opponent's 20

#### Time of Possession by Quarter

|                                  | 1st  | 2nd  | 3rd   | 4th   | OT | Total |
|----------------------------------|------|------|-------|-------|----|-------|
| <b>Visitor</b> Arizona Cardinals | 7:48 | 7:01 | 4:00  | 2:10  |    | 20:59 |
| <b>Home</b> Los Angeles Rams     | 7:12 | 7:59 | 11:00 | 12:50 |    | 39:01 |

#### Kickoff Drive No.-Start Average

Cardinals: 7 - ARZ 24      Rams: 1 - LA 21



# 2017 RAMS KICKOFF ANALYSIS

| Opponent         | No.       | No. in EZ | TB        | Opp. Ret. | Ret. Yds.  | Ret. Avg.   | Squib    | Out of Bounds | Onside Rec/Att |
|------------------|-----------|-----------|-----------|-----------|------------|-------------|----------|---------------|----------------|
| Indianapolis     | 9         | 9         | 9         | 0         | 0          | 0.0         | 0        | 0             | 0/0            |
| Washington       | 5         | 4         | 4         | 1         | 16         | 16.0        | 1        | 0             | 0/0            |
| at San Francisco | 7         | 6         | 4         | 3         | 56         | 18.7        | 0        | 1             | 0/0            |
| at Dallas        | 9         | 9         | 6         | 3         | 78         | 26.0        | 0        | 0             | 0/0            |
| Seattle          | 3         | 2         | 2         | 1         | 13         | 13.0        | 0        | 0             | 0/0            |
| at Jacksonville  | 6         | 6         | 6         | 0         | 0          | 0.0         | 0        | 0             | 0/0            |
| Arizona          | 7         | 7         | 5         | 2         | 46         | 23.0        | 0        | 0             | 0/0            |
| at NY Giants     | -         | -         | -         | -         | -          | -           | -        | -             | -/-            |
| Houston          | -         | -         | -         | -         | -          | -           | -        | -             | -/-            |
| at Minnesota     | -         | -         | -         | -         | -          | -           | -        | -             | -/-            |
| New Orleans      | -         | -         | -         | -         | -          | -           | -        | -             | -/-            |
| at Arizona       | -         | -         | -         | -         | -          | -           | -        | -             | -/-            |
| Philadelphia     | -         | -         | -         | -         | -          | -           | -        | -             | -/-            |
| at Seattle       | -         | -         | -         | -         | -          | -           | -        | -             | -/-            |
| at Tennessee     | -         | -         | -         | -         | -          | -           | -        | -             | -/-            |
| San Francisco    | -         | -         | -         | -         | -          | -           | -        | -             | -/-            |
| <b>TOTAL</b>     | <b>39</b> | <b>36</b> | <b>31</b> | <b>8</b>  | <b>163</b> | <b>20.4</b> | <b>1</b> | <b>1</b>      | <b>0/0</b>     |





# 2017 LOS ANGELES RAMS TEAM RANKINGS

## NFL RANKINGS

## NFC RANKINGS

|         | NFL RANKINGS |      |      |         |      |      | NFC RANKINGS |      |      |         |      |      |
|---------|--------------|------|------|---------|------|------|--------------|------|------|---------|------|------|
|         | OFFENSE      |      |      | DEFENSE |      |      | OFFENSE      |      |      | DEFENSE |      |      |
|         | Overall      | Rush | Pass | Overall | Rush | Pass | Overall      | Rush | Pass | Overall | Rush | Pass |
| Week 1  | 5            | 24   | 3    | 6       | 13   | 6    | 3            | 10   | 2    | 3       | 8    | 2    |
| Week 2  | 11           | 23   | 8    | 6       | 13   | 6    | 12           | 30   | 3    | 5       | 16   | 2    |
| Week 3  | 7            | 20   | 6    | 22      | 29   | 11   | 4            | 11   | 5    | 13      | 14   | 5    |
| Week 4  | 5            | 15   | 5    | 27      | 30   | 13   | 3            | 8    | 4    | 14      | 16   | 5    |
| Week 5  | 5            | 14   | 5    | 20      | 27   | 10   | 3            | 7    | 4    | 11      | 15   | 5    |
| Week 6  | 8            | 13   | 10   | 24      | 29   | 13   | 6            | 7    | 7    | 12      | 16   | 6    |
| Week 7  | 9            | 6    | 12   | 15      | 24   | 11   | 7            | 3    | 8    | 10      | 14   | 4    |
| Week 8  | 9            | 6    | 13   | 15      | 25   | 9    | 7            | 4    | 9    | 8       | 14   | 3    |
| Week 9  | -            | -    | -    | -       | -    | -    | -            | -    | -    | -       | -    | -    |
| Week 10 | -            | -    | -    | -       | -    | -    | -            | -    | -    | -       | -    | -    |
| Week 11 | -            | -    | -    | -       | -    | -    | -            | -    | -    | -       | -    | -    |
| Week 12 | -            | -    | -    | -       | -    | -    | -            | -    | -    | -       | -    | -    |
| Week 13 | -            | -    | -    | -       | -    | -    | -            | -    | -    | -       | -    | -    |
| Week 14 | -            | -    | -    | -       | -    | -    | -            | -    | -    | -       | -    | -    |
| Week 15 | -            | -    | -    | -       | -    | -    | -            | -    | -    | -       | -    | -    |
| Week 16 | -            | -    | -    | -       | -    | -    | -            | -    | -    | -       | -    | -    |
| Week 17 | -            | -    | -    | -       | -    | -    | -            | -    | -    | -       | -    | -    |

# 2017 LOS ANGELES RAMS TURNOVER BREAKDOWN

| OPPONENT         | TAKEAWAYS |          |           | GIVEAWAYS |          |           | MARGIN   | RESULT     |
|------------------|-----------|----------|-----------|-----------|----------|-----------|----------|------------|
|                  | FUMBLES   | INT      | TOTAL     | FUMBLES   | INT      | TOTAL     |          |            |
| Indianapolis     | 1         | 2        | 3         | 1         | 0        | 1         | +2       | W, 46-9    |
| Washington       | 0         | 0        | 0         | 1         | 1        | 2         | -2       | L, 27-20   |
| at San Francisco | 1         | 1        | 2         | 2         | 0        | 2         | 0        | W, 41-39   |
| at Dallas        | 1         | 1        | 2         | 0         | 0        | 0         | +2       | W, 35-30   |
| Seattle          | 0         | 2        | 2         | 3         | 2        | 5         | -3       | L, 16-10   |
| at Jacksonville  | 0         | 1        | 1         | 1         | 0        | 1         | 0        | W, 27-17   |
| Arizona          | 0         | 2        | 2         | 0         | 1        | 1         | +1       | W, 33-0    |
| at NY Giants     | -         | -        | -         | -         | -        | -         | -        | -          |
| Houston          | -         | -        | -         | -         | -        | -         | -        | -          |
| at Minnesota     | -         | -        | -         | -         | -        | -         | -        | -          |
| New Orleans      | -         | -        | -         | -         | -        | -         | -        | -          |
| at Arizona       | -         | -        | -         | -         | -        | -         | -        | -          |
| Philadelphia     | -         | -        | -         | -         | -        | -         | -        | -          |
| at Seattle       | -         | -        | -         | -         | -        | -         | -        | -          |
| at Tennessee     | -         | -        | -         | -         | -        | -         | -        | -          |
| San Francisco    | -         | -        | -         | -         | -        | -         | -        | -          |
| <b>TOTALS</b>    | <b>3</b>  | <b>9</b> | <b>12</b> | <b>8</b>  | <b>4</b> | <b>12</b> | <b>0</b> | <b>5-2</b> |

|                  | TAKEAWAYS |     |       | POINTS OFF TAKEAWAYS |     |        |
|------------------|-----------|-----|-------|----------------------|-----|--------|
|                  | FUMBLES   | INT | TOTAL | TDS                  | FGs | POINTS |
| <b>RAMS</b>      | 3         | 9   | 12    | 6                    | 4   | 54     |
| <b>OPPONENTS</b> | 8         | 4   | 12    | 1                    | 4   | 18     |



# 2017 LOS ANGELES RAMS HIGHS AND LOWS

| <b>LOS ANGELES RAMS</b> | <b>HIGH</b> | <b>GAME</b>                  | <b>LOWS</b> | <b>GAME</b>                  |
|-------------------------|-------------|------------------------------|-------------|------------------------------|
| Points                  | 46          | vs. Indianapolis Colts       | 10          | vs. Seattle Seahawks         |
| Points in a Half        | 27          | vs. Indianapolis Colts       | 0           | vs. Seattle Seahawks         |
| First Downs             | 28          | vs. Arizona Cardinals        | 12          | at Jacksonville Jaguars      |
| Rushing Attempts        | 40          | vs. Arizona Cardinals        | 21          | vs. Washington Redskins      |
| Rushing Yards           | 197         | vs. Arizona Cardinals        | 63          | vs. Indianapolis Colts       |
| Passing Attempts        | 47          | vs. Seattle Seahawks         | 21          | at Jacksonville Jaguars      |
| Pass Completions        | 24          | vs. Seattle Seahawks         | 11          | at Jacksonville Jaguars      |
| Passing Yards           | 318         | vs. Indianapolis Colts       | 124         | at Jacksonville Jaguars      |
| Total Offensive Plays   | 80          | vs. Arizona Cardinals        | 49          | vs. Washington Redskins      |
| Total Net Yards         | 425         | vs. Arizona Cardinals        | 249         | at Jacksonville Jaguars      |
| Time of Possession      | 39:01       | vs. Arizona Cardinals        | 23:41       | vs. Washington Redskins      |
| Interceptions Thrown    | 2           | vs. Seattle Seahawks         | 0           | last at Jacksonville Jaguars |
| Sacks Given Up          | 3           | at Jacksonville Jaguars      | 0           | at San Francisco 49ers       |
| Penalties               | 7           | last at Jacksonville Jaguars | 5           | vs. Seattle Seahawks         |
| Yards Penalized         | 75          | vs. Washington Redskins      | 40          | vs. Seattle Seahawks         |

| <b>OPPONENTS</b>      | <b>HIGH</b>      | <b>GAME</b>             | <b>LOWS</b>     | <b>GAME</b>             |
|-----------------------|------------------|-------------------------|-----------------|-------------------------|
| Points                | 39               | at San Francisco 49ers  | 0               | vs. Arizona Cardinals   |
| Points in a Half      | 24               | at Dallas Cowboys       | 0               | vs. Arizona Cardinals   |
| First Downs           | 25               | at San Francisco 49ers  | 10 (twice) last | vs. Arizona Cardinals   |
| Rushing Attempts      | 39               | vs. Washington Redskins | 12              | vs. Arizona Cardinals   |
| Rushing Yards         | 252              | at Dallas Cowboys       | 25              | vs. Arizona Cardinals   |
| Passing Attempts      | 37               | vs. Seattle Seahawks    | 21              | vs. Indianapolis Colts  |
| Pass Completions      | 24               | vs. Seattle Seahawks    | 11              | vs. Indianapolis Colts  |
| Passing Yards         | 332              | at San Francisco 49ers  | 179             | vs. Indianapolis Colts  |
| Total Offensive Plays | 74               | at San Francisco 49ers  | 49 (twice) last | vs. Arizona Cardinals   |
| Total Net Yards       | 440              | at Dallas Cowboys       | 193             | vs. Arizona Cardinals   |
| Time of Possession    | 36:19            | vs. Washington Redskins | 20:59           | vs. Arizona Cardinals   |
| Interceptions Thrown  | 2 (3 times) last | vs. Arizona Cardinals   | 0               | vs. Washington Redskins |
| Sacks Given Up        | 5                | at Jacksonville Jaguars | 2               | vs. Washington Redskins |
| Penalties             | 10 (twice) last  | vs. Arizona Cardinals   | 4               | vs. Washington Redskins |
| Yards Penalized       | 65               | vs. Arizona Cardinals   | 20              | vs. Indianapolis Colts  |



## 2017 LOS ANGELES RAMS BESTS

|                                       |                 |   |                               |                 |                           |
|---------------------------------------|-----------------|---|-------------------------------|-----------------|---------------------------|
| <b>RUSHING ATTEMPTS</b>               | <b>NO.</b> 40   | <b>OPPONENT</b> Cardinals               | <b>RECEIVING YARDS</b>        | <b>YDS.</b> 318 | <b>OPPONENT</b> Colts     |
| <b>RUSHING YARDS</b>                  | <b>YDS.</b> 197 | <b>OPPONENT</b> Cardinals               | <b>LONGEST RECEPTION</b>      | <b>YDS.</b> 69  | <b>OPPONENT</b> Redskins  |
| <b>YARDS PER CARRY (MIN. 10 ATT.)</b> | <b>YDS.</b> 5.4 | <b>OPPONENT</b> Cowboys                 | <b>FIELD GOALS</b>            | <b>NO.</b> 7    | <b>OPPONENT</b> Cowboys   |
| <b>LONGEST RUSH</b>                   | <b>YDS.</b> 29  | <b>OPPONENT</b> 49ers                   | <b>LONGEST FIELD GOAL</b>     | <b>YDS.</b> 56  | <b>OPPONENT</b> Jaguars   |
| <b>PASS ATTEMPTS</b>                  | <b>NO.</b> 47   | <b>OPPONENT</b> Seahawks                | <b>MOST KICKOFF RETURNS</b>   | <b>NO.</b> 4    | <b>OPPONENT</b> Cowboys   |
| <b>PASS COMPLETIONS</b>               | <b>NO.</b> 22   | <b>OPPONENT</b> Five times, last vs. AZ | <b>LONGEST KICKOFF RETURN</b> | <b>YDS.</b> 103 | <b>OPPONENT</b> Jaguars   |
| <b>PASSING YARDS</b>                  | <b>YDS.</b> 318 | <b>OPPONENT</b> Colts                   | <b>MOST PUNT RETURNS</b>      | <b>NO.</b> 4    | <b>OPPONENT</b> Redskins  |
| <b>RECEPTIONS</b>                     | <b>NO.</b> 22   | <b>OPPONENT</b> Five times, last vs. AZ | <b>LONGEST PUNT RETURN</b>    | <b>YDS.</b> 20  | <b>OPPONENT</b> Cardinals |

## 2017 OPPONENTS BESTS

|                                       |                 |                          |                               |                 |                                 |
|---------------------------------------|-----------------|--------------------------|-------------------------------|-----------------|---------------------------------|
| <b>RUSHING ATTEMPTS</b>               | <b>NO.</b> 39   | <b>OPPONENT</b> Redskins | <b>RECEIVING YARDS</b>        | <b>YDS.</b> 332 | <b>OPPONENT</b> 49ers           |
| <b>RUSHING YARDS</b>                  | <b>YDS.</b> 229 | <b>OPPONENT</b> Redskins | <b>LONGEST RECEPTION</b>      | <b>YDS.</b> 59  | <b>OPPONENT</b> 49ers           |
| <b>YARDS PER CARRY (MIN. 10 ATT.)</b> | <b>YDS.</b> 7.0 | <b>OPPONENT</b> Cowboys  | <b>FIELD GOALS</b>            | <b>NO.</b> 3    | <b>OPPONENT</b> Seahawks        |
| <b>LONGEST RUSH</b>                   | <b>YDS.</b> 75  | <b>OPPONENT</b> Jaguars  | <b>LONGEST FIELD GOAL</b>     | <b>YDS.</b> 49  | <b>OPPONENT</b> Seahawks        |
| <b>PASS ATTEMPTS</b>                  | <b>NO.</b> 38   | <b>OPPONENT</b> Seahawks | <b>MOST KICKOFF RETURNS</b>   | <b>NO.</b> 3    | <b>OPPONENT</b> Redskins, 49ers |
| <b>PASS COMPLETIONS</b>               | <b>NO.</b> 24   | <b>OPPONENT</b> Seahawks | <b>LONGEST KICKOFF RETURN</b> | <b>YDS.</b> 20  | <b>OPPONENT</b> 49ers           |
| <b>PASSING YARDS</b>                  | <b>YDS.</b> 332 | <b>OPPONENT</b> 49ers    | <b>MOST PUNT RETURNS</b>      | <b>NO.</b> 2    | <b>OPPONENT</b> twice           |
| <b>RECEPTIONS</b>                     | <b>NO.</b> 24   | <b>OPPONENT</b> Seahawks | <b>LONGEST PUNT RETURN</b>    | <b>YDS.</b> 13  | <b>OPPONENT</b> Redskins        |



# THE LAST TIME...

## TEAM TOTALS

### SHUTOUT

RAMS: 33-0, vs. Arizona (10/22/17)  
OPP: 27-0, @ Pittsburgh (12/24/11)

### 40 POINTS

RAMS: 41, @ San Francisco (9/21/17)  
OPP: 44, vs. Arizona (1/1/17)

### 50 POINTS

RAMS: 52, vs. Oakland (11/30/14)  
OPP: 54, @ Kansas City (10/22/00)

### OVERTIME WIN

RAMS: 34-31, vs. Seattle (9/13/15)  
OPP: 19-16, @ San Francisco (1/3/16)

### TWO-POINT ATTEMPT MADE

RAMS: Jared Cook pass from Nick Foles, vs. San Francisco (11/1/15)  
OPP: Colin Kaepernick run, vs. San Francisco (12/24/16)

### TWO-POINT ATTEMPT FAILED

RAMS: Case Keenum rush failed, @ Tampa Bay (9/25/16)  
OPP: Dak Prescott pass failed, @ Dallas (10/1/17)

### SAFETY RECORDED

RAMS: Morgan Fox tackled Jacoby Brissett in the end zone, vs. Indianapolis (9/10/17)  
OPP: John Abraham sacked Kellen Clemens in the end zone, @ Arizona (12/8/13)

## OFFENSIVE TOTALS

### 200 YARDS IN RUSHING OFFENSE

RAMS: 203, vs. Detroit (12/13/15)  
OPP: 229, vs. Washington (9/17/17)

### 300 YARDS IN RUSHING OFFENSE

RAMS: 337, vs. Carolina (11/11/01)  
OPP: 352, @ Philadelphia (10/5/14)

### 400 YARDS IN TOTAL OFFENSE

RAMS: 425, vs. Arizona (10/22/17)  
OPP: 440, @ Dallas (10/1/17)

### 500 YARDS IN TOTAL OFFENSE

RAMS: 524, vs. San Diego (10/10/02)  
OPP: 555 @ New Orleans (11/27/16)

### 600 YARDS IN TOTAL OFFENSE

RAMS: 614, vs. San Diego (10/1/00)  
OPP: Never Happened

### 100 YARDS RUSHING

RAMS: 106, Todd Gurley II, vs. Arizona (10/22/17)  
OPP: 130, Leonard Fournette, @ Jacksonville (10/16/17)

### 200 YARDS RUSHING

RAMS: 202, Marshall Faulk, @ Carolina (12/23/01)  
OPP: 212, Adrian Peterson, vs. Minnesota (12/16/12)

### 300 YARDS PASSING

RAMS: 306, Jared Goff, vs. Indianapolis (9/10/17)  
OPP: 332, Brian Hoyer, @ San Francisco (9/21/17)

### 400 YARDS PASSING

RAMS: 442, Marc Bulger, @ NY Giants (10/2/05)  
OPP: 405, Jameis Winston, @ Tampa Bay (9/25/16)





---

# THE LAST TIME...

---



## OFFENSIVE TOTALS CONTINUED



### 100 YARDS RECEIVING

RAMS: 108, Robert Woods, @ San Francisco (9/21/17)  
106, Sammy Watkins  
OPP: 142, Pierre Garcon, @ San Francisco (9/21/17)

### 200 YARDS RECEIVING

RAMS: 200, Torry Holt, @ San Francisco (11/3/03)  
OPP: 204, Plaxico Burress, @ NY Giants (10/2/05)

### 300 YARDS RECEIVING

RAMS: 336 (NFL RECORD), Willie "Flipper" Anderson, vs. New Orleans (11/26/89)  
OPP: Never Happened

### THREE TOUCHDOWNS IN A GAME

RAMS: Todd Gurley II (2 rushing, 1 receiving), @ San Francisco (9/21/17)  
OPP: Maurice Jones-Drew (3 rushing), @ Jacksonville (10/18/09)

### THREE RUSHING TOUCHDOWNS IN A GAME

RAMS: Steven Jackson, vs. Dallas (10/19/08)  
OPP: Maurice Jones-Drew, @ Jacksonville (10/18/09)

### THREE RECEIVING TOUCHDOWNS IN A GAME

RAMS: Torry Holt, vs. Seattle (10/15/06)  
OPP: Torrey Smith, vs. Baltimore (9/25/11)

### THREE PASSING TOUCHDOWNS IN A GAME

RAMS: Jared Goff, @ San Francisco (9/21/17)  
OPP: Carson Palmer, vs. Arizona (1/1/17)

### FOUR TOUCHDOWNS IN A GAME

RAMS: Steven Jackson (3 rushing, 1 receiving), @ Minnesota (12/31/06)  
OPP: Ron Moore (4 rushing), @ Phoenix (12/4/93)

### FOUR RUSHING TOUCHDOWNS IN A GAME

RAMS: Marshall Faulk, vs. Minnesota (12/10/00)  
OPP: Ron Moore, @ Phoenix (12/4/93)

### FOUR RECEIVING TOUCHDOWNS IN A GAME

RAMS: Isaac Bruce, vs. San Francisco (10/10/99)  
OPP: Mike Ditka, vs. Chicago (10/13/63)

### FOUR PASSING TOUCHDOWNS IN A GAME

RAMS: Marc Bulger, vs. San Diego (11/10/02)  
OPP: Drew Brees, @ New Orleans (11/27/16)

### FIVE PASSING TOUCHDOWNS IN A GAME

RAMS: Kurt Warner, vs. San Francisco (10/10/99)  
OPP: Dan Marino, vs. Miami (12/14/86)

### TWO 100-YARD RECEIVERS, SAME GAME

RAMS: 108, Robert Woods @ San Francisco (9/21/17)  
106, Sammy Watkins  
OPP: 132, Mike Evans, @ Tampa Bay (9/25/16)  
100, Adam Humphries

### THREE 100-YARD RECEIVERS, SAME GAME

RAMS: 167, Isaac Bruce @ San Diego (10/1/00)  
114, Marshall Faulk  
104, Az-Zahir Hakim  
OPP: 106, DeSean Jackson @ Philadelphia (9/7/08)  
104, Greg Lewis  
102, Hank Baskett



# THE LAST TIME...

## OFFENSIVE TOTALS CONTINUED

### 100-YARD RUSHER, 100-YARD RECEIVER, SAME GAME

|       |                |               |                            |
|-------|----------------|---------------|----------------------------|
| RAMS: | Todd Gurley II | 113 rushing   | at San Francisco (9/21/17) |
|       | Robert Woods   | 108 receiving |                            |
|       | Sammy Watkins  | 106 receiving |                            |
| OPP:  | Mark Ingram    | 146 rushing   | @ New Orleans (11/27/16)   |
|       | Michael Thomas | 108 receiving |                            |

### TWO 100-YARD RUSHERS, SAME GAME

|       |   |  |  |
|-------|---|--|--|
| RAMS: | 183, Marshall Faulk, vs. Carolina (11/11/01)  |  |  |
|       | 145, Trung Candidate                          |  |  |
| OPP:  | 136, Clinton Portis, vs. Washington (12/4/05) |  |  |
|       | 118, Rock Cartwright                          |  |  |

### 300-YARD PASSER, 100-YARD RECEIVER, SAME GAME

|       |               |               |                           |
|-------|---------------|---------------|---------------------------|
| RAMS: | Case Keenum   | 321 passing   | @ Detroit (10/16/16)      |
|       | Kenny Britt   | 136 receiving |                           |
| OPP:  | Brian Hoyer   | 332 passing   | @ San Francisco (9/21/17) |
|       | Pierre Garcon | 142 receiving |                           |

### 300-YARD PASSER, 100-YARD RECEIVER, 100-YARD RUSHER, SAME GAME

|       |                |               |                           |
|-------|----------------|---------------|---------------------------|
| RAMS: | Marc Bulger    | 388 passing   | vs. Washington (12/24/06) |
|       | Isaac Bruce    | 148 receiving |                           |
|       | Steven Jackson | 102 receiving |                           |
|       | Steven Jackson | 150 rushing   |                           |
| OPP:  | Drew Brees     | 310 passing   | @ New Orleans (11/27/16)  |
|       | Michael Thomas | 108 receiving |                           |
|       | Mark Ingram    | 146 rushing   |                           |

### 300-YARD PASSER, TWO 100-YARD RECEIVERS, SAME GAME

|       |                |               |                           |
|-------|----------------|---------------|---------------------------|
| RAMS: | Marc Bulger    | 388 passing   | vs. Washington (12/24/06) |
|       | Isaac Bruce    | 148 receiving |                           |
|       | Steven Jackson | 102 receiving |                           |
| OPP:  | Jameis Winston | 405 passing   | @ Tampa Bay (9/25/16)     |
|       | Mike Evans     | 132 receiving |                           |
|       | Adam Humphries | 100 receiving |                           |

### 300-YARD PASSER, THREE 100-YARD RECEIVERS, SAME GAME

|       |                |               |                         |
|-------|----------------|---------------|-------------------------|
| RAMS: | Kurt Warner    | 390 passing   | @ San Diego (10/1/00)   |
|       | Isaac Bruce    | 167 receiving |                         |
|       | Marshall Faulk | 116 receiving |                         |
|       | Az-Zahir Hakim | 104 receiving |                         |
| OPP:  | Donovan McNabb | 361 passing   | @ Philadelphia (9/7/08) |
|       | DeSean Jackson | 106 receiving |                         |
|       | Greg Lewis     | 104 receiving |                         |
|       | Hank Baskett   | 102 receiving |                         |

### 300-YARD PASSER, 100-YARD RUSHER, TWO 100-YARD RECEIVERS, SAME GAME

|       |                   |               |                           |
|-------|-------------------|---------------|---------------------------|
| RAMS: | Marc Bulger       | 388 passing   | vs. Washington (12/24/06) |
|       | Steven Jackson    | 150 rushing   |                           |
|       | Isaac Bruce       | 148 receiving |                           |
|       | Steven Jackson    | 102 receiving |                           |
| OPP:  | Eli Manning       | 390 passing   | vs. NY Giants (12/21/14)  |
|       | Odell Beckham Jr. | 148 receiving |                           |
|       | Rueben Randle     | 132 receiving |                           |
|       | Andre Williams    | 110 rushing   |                           |

### 300-YARD PASSER, 100-YARD RUSHER, THREE 100-YARD RECEIVERS, SAME GAME

|       |                |               |                       |
|-------|----------------|---------------|-----------------------|
| RAMS: | Kurt Warner    | 390 passing   | @ San Diego (10/1/00) |
|       | Justin Watson  | 102 rushing   |                       |
|       | Isaac Bruce    | 167 receiving |                       |
|       | Marshall Faulk | 116 receiving |                       |
|       | Az-Zahir Hakim | 104 receiving |                       |
| OPP:  | Never Happened |               |                       |



# THE LAST TIME...

## DEFENSIVE TOTALS

### SIX OR MORE TEAM SACKS IN A GAME

RAMS: 6, vs. Seattle (9/13/15)  
OPP: 7, vs. Arizona (1/1/17)

### THREE OR MORE INDIVIDUAL SACKS IN A GAME

RAMS: 3, William Hayes, @ Seattle (12/27/15)  
OPP: 3, Vic Beasley, vs. Atlanta (12/11/16)

### TWO INTERCEPTIONS IN A GAME

RAMS: 2, Trumaine Johnson, vs. Oakland (11/30/14)  
OPP: 2, Landon Collins, vs. New York Giants (10/23/16)  
2, Dominique Rodgers-Cromartie, vs. New York Giants (10/23/16)

### THREE INTERCEPTIONS IN A GAME

RAMS: 3, Keith Lyle, @ Atlanta (12/15/96)  
OPP: 3, Ron Bolton, @ Cleveland (11/27/77)

### INTERCEPTION RETURNED FOR A TOUCHDOWN

RAMS: 29, Lamarcus Joyner, vs. Indianapolis (9/10/17)  
OPP: 66, Justin Bethel, vs. Arizona (1/1/17)

### FUMBLE RETURNED FOR A TOUCHDOWN

RAMS: 77, Ethan Westbrooks, @ Tampa Bay (9/25/16)  
OPP: 21, Vic Beasley, vs. Atlanta (12/11/16)

## SPECIAL TEAMS TOTALS

### KICKOFF RETURNED FOR A TOUCHDOWN

RAMS: 103, Pharoh Cooper, @ Jacksonville (10/16/17)  
OPP: 99, Knile Davis, @ Kansas City (10/26/14)

### PUNT RETURNED FOR A TOUCHDOWN

RAMS: 75, Tavon Austin, vs. Seattle (9/13/15)  
OPP: 57, Tyler Lockett, vs. Seattle (9/13/15)

### PUNT BLOCKED

RAMS: Cory Littleton (B. Nortman), @ Jacksonville (10/16/17)  
OPP: James Casey (Hekker), @ Philadelphia (10/5/14)

### BLOCKED PUNT RETURNED FOR A TOUCHDOWN

RAMS: Brandon Chillar, vs. Jacksonville (10/30/05)  
29-yard return of Chris Hanson punt; Blocked by Drew Wahlroos  
OPP: Chris Maragos, @ Philadelphia (10/5/14)  
10-yard return of Johnny Hekker punt; Blocked by James Casey

### FIELD GOAL ATTEMPT BLOCKED

RAMS: Daren Bates (J. Brown), vs. NY Giants (12/21/14)  
OPP: Dontae Johnson (G. Zuerlein), @ San Francisco (1/3/16)

### BLOCKED FIELD GOAL ATTEMPT RETURNED FOR A TOUCHDOWN

RAMS: LeRoy Irvin, vs. San Francisco (9/14/86)  
65-yard return of Ray Wersching 44-yard attempt; Blocked by Jerry Gray; Mike Wilcher recovered and lateraled to Irvin

OPP: Kevin Ross, vs. Atlanta (10/12/95)  
83-yard return of Steve McLaughlin 28-yard attempt; Blocked by Roger Harper

### FOUR OR MORE FIELD GOALS

RAMS: 4, Greg Zuerlein, vs. Arizona (10/22/17)  
OPP: 4, Stephen Gostkowski, @ New England (12/4/16)

### PAT BLOCKED

RAMS: Cam Thomas (Carpenter), vs. Buffalo (10/9/16)  
OPP: Lawrence Guy, @ Baltimore (11/22/15)

### PAT ATTEMPT FAILED

RAMS: Greg Zuerlein, @ Washington (12/7/14)  
OPP: Nick Folk, @ New York Jets (11/13/16)



# 2017 LOS ANGELES RAMS EXPLOSIVES

## PASSING EXPLOSIVE PLAYS (20+ YARDS)

### LOS ANGELES RAMS

| YDS | RECEIVER       | PASSER        | QTR | DATE     | TEAM      |
|-----|----------------|---------------|-----|----------|-----------|
| 21  | Robert Woods   | Jared Goff    | 1   | 9/10/17  | Colts     |
| 24  | Cooper Kupp    | Jared Goff    | 2   | 9/10/17  | Colts     |
| 39  | Gerald Everett | Jared Goff    | 2   | 9/10/17  | Colts     |
| 24  | Sammy Watkins  | Jared Goff    | 2   | 9/10/17  | Colts     |
| 23  | Todd Gurley II | Jared Goff    | 2   | 9/10/17  | Colts     |
| 27  | Robert Woods   | Jared Goff    | 3   | 9/10/17  | Colts     |
| 28  | Cooper Kupp    | Jared Goff    | 4   | 9/10/17  | Colts     |
| 69  | Gerald Everett | Jared Goff    | 2   | 9/17/17  | Redskins  |
| 28  | Todd Gurley II | Jared Goff    | 2   | 9/17/17  | Redskins  |
| 28  | Sammy Watkins  | Jared Goff    | 3   | 9/17/17  | Redskins  |
| 24  | Gerald Everett | Jared Goff    | 3   | 9/17/17  | Redskins  |
| 28  | Josh Reynolds  | Johnny Hekker | 4   | 9/17/17  | Redskins  |
| 31  | Robert Woods   | Jared Goff    | 1   | 9/21/17  | 49ers     |
| 21  | Robert Woods   | Jared Goff    | 1   | 9/21/17  | 49ers     |
| 22  | Sammy Watkins  | Jared Goff    | 2   | 9/21/17  | 49ers     |
| 47  | Sammy Watkins  | Jared Goff    | 3   | 9/21/17  | 49ers     |
| 25  | Robert Woods   | Jared Goff    | 3   | 9/21/17  | 49ers     |
| 27  | Todd Gurley II | Jared Goff    | 4   | 9/21/17  | 49ers     |
| 29  | Tyler Higbee   | Jared Goff    | 1   | 10/1/17  | Cowboys   |
| 53  | Todd Gurley II | Jared Goff    | 3   | 10/1/17  | Cowboys   |
| 24  | Cooper Kupp    | Jared Goff    | 4   | 10/1/17  | Cowboys   |
| 22  | Tyler Higbee   | Jared Goff    | 1   | 10/8/17  | Seahawks  |
| 29  | Tyler Higbee   | Jared Goff    | 4   | 10/8/17  | Seahawks  |
| 35  | Tyler Higbee   | Jared Goff    | 4   | 10/8/17  | Seahawks  |
| 20  | Robert Woods   | Jared Goff    | 4   | 10/8/17  | Seahawks  |
| 22  | Robert Woods   | Jared Goff    | 1   | 10/16/17 | Jaguars   |
| 20  | Robert Woods   | Jared Goff    | 3   | 10/16/17 | Jaguars   |
| 22  | Cooper Kupp    | Jared Goff    | 4   | 10/16/17 | Jaguars   |
| 35  | Todd Gurley II | Jared Goff    | 2   | 10/22/17 | Cardinals |

### OPPONENTS

| YDS | RECEIVER           | PASSER          | QTR | DATE     | TEAM      |
|-----|--------------------|-----------------|-----|----------|-----------|
| 21  | Jack Doyle         | Scott Tolzien   | 1   | 9/10/17  | Colts     |
| 20  | Jack Doyle         | Scott Tolzien   | 1   | 9/10/17  | Colts     |
| 21  | Marlon Mack        | Scott Tolzien   | 1   | 9/10/17  | Colts     |
| 32  | T.Y. Hilton        | Scott Tolzien   | 2   | 9/10/17  | Colts     |
| 50  | Donte Moncrief     | Jacoby Brissett | 4   | 9/10/17  | Colts     |
| 21  | Jamison Crowder    | Kirk Cousins    | 1   | 9/17/17  | Redskins  |
| 23  | Terrelle Pryor Sr. | Kirk Cousins    | 4   | 9/17/17  | Redskins  |
| 30  | Pierre Garcon      | Brian Hoyer     | 1   | 9/21/17  | 49ers     |
| 34  | Kyle Juszczyk      | Brian Hoyer     | 2   | 9/21/17  | 49ers     |
| 50  | Marquise Goodwin   | Brian Hoyer     | 3   | 9/21/17  | 49ers     |
| 59  | Pierre Garcon      | Brian Hoyer     | 4   | 9/21/17  | 49ers     |
| 36  | Dez Bryant         | Dak Prescott    | 1   | 10/1/17  | Cowboys   |
| 31  | Ezekiel Elliot     | Dak Prescott    | 2   | 10/1/17  | Cowboys   |
| 28  | James Hanna        | Dak Prescott    | 4   | 10/1/17  | Cowboys   |
| 21  | J.D. McKissic      | Russell Wilson  | 3   | 10/8/17  | Seahawks  |
| 22  | Chris Ivory        | Blake Bortles   | 1   | 10/16/17 | Jaguars   |
| 21  | Marqise Lee        | Blake Bortles   | 2   | 10/16/17 | Jaguars   |
| 20  | Marqise Lee        | Blake Bortles   | 4   | 10/16/17 | Jaguars   |
| 21  | Ben Koyack         | Blake Bortles   | 4   | 10/16/17 | Jaguars   |
| 21  | Jaron Brown        | Carson Palmer   | 1   | 10/22/17 | Cardinals |
| 25  | Kerwynn Williams   | Drew Stanton    | 3   | 10/22/17 | Cardinals |
| 27  | J.J. Nelson        | Drew Stanton    | 4   | 10/22/17 | Cardinals |





# 2017 LOS ANGELES RAMS EXPLOSIVES

## RUSHING EXPLOSIVE PLAYS (20+ YARDS)

### LOS ANGELES RAMS

| YDS | RUSHER         | QTR | DATE    | TEAM     |
|-----|----------------|-----|---------|----------|
| 29  | Todd Gurley II | 4   | 9/21/17 | 49ers    |
| 20  | Todd Gurley II | 4   | 9/21/17 | 49ers    |
| 27  | Tavon Austin   | 2   | 10/8/17 | Seahawks |
| 22  | Jared Goff     | 3   | 10/8/17 | Seahawks |

### OPPONENTS

| YDS | RUSHER            | QTR | DATE      | TEAM     |
|-----|-------------------|-----|-----------|----------|
| 24  | Marlon Mack       | 4   | 9/10/17   | Colts    |
| 21  | Rob Kelley        | 1   | 9/17/17   | Redskins |
| 61  | Chris Thompson    | 2   | 9/17/17   | Redskins |
| 20  | Carlos Hyde       | 1   | 9/21/17   | 49ers    |
| 70  | Alfred Morris     | 2   | 10/1/17   | Cowboys  |
| 75  | Leonard Fournette |     | 110/16/17 | Jaguars  |



# 2017 LOS ANGELES RAMS EXPLOSIVES

## PUNT RETURN EXPLOSIVES (20+ YARDS)

| LOS ANGELES RAMS |               |     |          |           |
|------------------|---------------|-----|----------|-----------|
| YDS              | RETURNER      | QTR | DATE     | TEAM      |
| 20               | Pharoh Cooper | 1   | 10/22/17 | Cardinals |

| OPPONENTS |          |     |      |      |
|-----------|----------|-----|------|------|
| YDS       | RETURNER | QTR | DATE | TEAM |
| -         | -        | -   | -    | -    |

## KICKOFF RETURN EXPLOSIVES (25+ YARDS)

| LOS ANGELES RAMS |               |     |          |          |
|------------------|---------------|-----|----------|----------|
| YDS              | RETURNER      | QTR | DATE     | TEAM     |
| 35               | Pharoh Cooper | 4   | 9/10/17  | Colts    |
| 34               | Pharoh Cooper | 2   | 9/17/17  | Redskins |
| 25               | Pharoh Cooper | 4   | 9/17/17  | Redskins |
| 27               | Pharoh Cooper | 2   | 9/21/17  | 49ers    |
| 28               | Pharoh Cooper | 3   | 9/21/17  | 49ers    |
| 28               | Pharoh Cooper | 4   | 9/21/17  | 49ers    |
| 66               | Pharoh Cooper | 2   | 10/1/17  | Cowboys  |
| 26               | Pharoh Cooper | 3   | 10/1/17  | Cowboys  |
| 31               | Pharoh Cooper | 3   | 10/8/17  | Seahawks |
| 103              | Pharoh Cooper | 1   | 10/16/17 | Jaguars  |

| OPPONENTS |                  |     |          |           |
|-----------|------------------|-----|----------|-----------|
| YDS       | RETURNER         | QTR | DATE     | TEAM      |
| 28        | Ryan Switzer     | 1   | 10/1/17  | Cowboys   |
| 26        | Ryan Switzer     | 4   | 10/1/17  | Cowboys   |
| 25        | Kerwynn Williams | 4   | 10/22/17 | Cardinals |



# 2017 LOS ANGELES RAMS EXPLOSIVES

## FUMBLE RETURN EXPLOSIVES (20+ YARDS)

### LOS ANGELES RAMS

| <u>YDS</u> | <u>RETURNER</u> | <u>QTR</u> | <u>DATE</u> | <u>TEAM</u> |
|------------|-----------------|------------|-------------|-------------|
| -          | -               | -          | -           | -           |

### OPPONENTS

| <u>YDS</u> | <u>RETURNER</u> | <u>QTR</u> | <u>DATE</u> | <u>TEAM</u> |
|------------|-----------------|------------|-------------|-------------|
| -          | -               | -          | -           | -           |

## INTERCEPTION RETURN EXPLOSIVES (20+ YARDS)

### LOS ANGELES RAMS

| <u>YDS</u> | <u>RETURNER</u>       | <u>QTR</u> | <u>DATE</u> | <u>TEAM</u> |
|------------|-----------------------|------------|-------------|-------------|
| 39         | Trumaine Johnson      | 1          | 9/10/17     | Colts       |
| 29         | Lamarcus Joyner       | 3          | 9/10/17     | Colts       |
| 25         | Nickell Robey-Coleman | 1          | 9/21/17     | 49ers       |
| 69         | John Johnson III      | 2          | 10/8/17     | Seahawks    |
| 31         | Nickell Robey-Coleman | 4          | 10/16/17    | Jaguars     |
| 29         | Lamarcus Joyner       | 2          | 10/22/17    | Cardinals   |

### OPPONENTS

| <u>YDS</u> | <u>RETURNER</u> | <u>QTR</u> | <u>DATE</u> | <u>TEAM</u> |
|------------|-----------------|------------|-------------|-------------|
| 39         | Deone Bucannon  | 3          | 10/22/17    | Cardinals   |



# 2017 LOS ANGELES RAMS WEEKLY LEADERS

| GAME             | SCORING         | CARRIES       | RUSHING YARDS  | RECEIVING YARDS | TACKLES           | SACKS              | INTs                             | SP. TEAMS TACKLES |
|------------------|-----------------|---------------|----------------|-----------------|-------------------|--------------------|----------------------------------|-------------------|
| Indianapolis     | G. Zuerlein, 14 | T. Gurley, 19 | T. Gurley, 40  | C. Kupp, 76     | M. Brockers, 6    | Four players, 1.0  | L. Joyner, 1<br>T. Johnson, 1    | Three Players, 1  |
| Washington       | T. Gurley, 12   | T. Gurley, 16 | T. Gurley, 88  | G. Everett, 95  | A. Ogletree, 17   | A. Ogletree, 1.0   | N/A                              | Four Players, 1   |
| at San Francisco | T. Gurley, 18   | T. Gurley, 28 | T. Gurley, 113 | R. Woods, 108   | A. Ogletree, 14   | Four players, 1.0  | N. Robey-Coleman, 1              | Two Players, 2    |
| at Dallas        | G. Zuerlein, 23 | T. Gurley, 23 | T. Gurley, 121 | T. Gurley, 94   | A. Ogletree, 11   | Two Players, 1.0   | M. Barron, 1                     | Eight Players, 1  |
| Seattle          | T. Austin, 6    | T. Gurley, 14 | T. Gurley, 43  | T. Higbee 98    | M. Barron, 18     | Three players, 1.0 | J. Johnson III, 1<br>C. Davis, 1 | S. Ebukam, 2      |
| at Jacksonville  | G. Zuerlein, 7  | T. Gurley, 23 | T. Gurley, 116 | R. Woods, 70    | M. Barron, 14     | Five Players, 1.0  | N. Robey-Coleman, 1              | N/A               |
| Arizona          | G. Zuerlein, 15 | T. Gurley, 22 | T. Gurley, 106 | R. Woods, 59    | J. Johnson III, 6 | Three Players, 1.0 | M. Barron, 1<br>L. Joyner, 1     | C. Littleton, 3   |
| at NY Giants     | -               | -             | -              | -               | -                 | -                  | -                                | -                 |
| Houston          | -               | -             | -              | -               | -                 | -                  | -                                | -                 |
| at Minnesota     | -               | -             | -              | -               | -                 | -                  | -                                | -                 |
| New Orleans      | -               | -             | -              | -               | -                 | -                  | -                                | -                 |
| at Arizona       | -               | -             | -              | -               | -                 | -                  | -                                | -                 |
| Philadelphia     | -               | -             | -              | -               | -                 | -                  | -                                | -                 |
| at Seattle       | -               | -             | -              | -               | -                 | -                  | -                                | -                 |
| at Tennessee     | -               | -             | -              | -               | -                 | -                  | -                                | -                 |
| San Francisco    | -               | -             | -              | -               | -                 | -                  | -                                | -                 |







**LOS ANGELES  
RAMS  
ALL-TIME  
RECORDS**



# 2017 LOS ANGELES RAMS TOP-10 LISTS

## RAMS TOP-10 SCORING LIST

| No. | Player                | Years               | TD       | Ru       | Rec      | Ret      | PAT        | FG         | 2-pt     | Safety   | Points     |
|-----|-----------------------|---------------------|----------|----------|----------|----------|------------|------------|----------|----------|------------|
| t   | Wilkins, Jeff         | 1997-2007           | 0        | 0        | 0        | 0        | 428        | 265        | 0        | 0        | 1,223      |
| 2   | Lansford, Mike        | 1982-90             | 0        | 0        | 0        | 0        | 315        | 158        | 0        | 0        | 789        |
| 3   | Waterfield, Bob       | 1945-52             | 13       | 13       | 0        | 0        | 315        | 60         | 0        | 0        | 573        |
| 4   | Gossett, Bruce        | 1964-69             | 0        | 0        | 0        | 0        | 211        | 120        | 0        | 0        | 571        |
| 5   | <b>Zuerlein, Greg</b> | <b>2012-present</b> | <b>0</b> | <b>0</b> | <b>0</b> | <b>0</b> | <b>164</b> | <b>133</b> | <b>0</b> | <b>0</b> | <b>563</b> |
| 6   | Faulk, Marshall       | 1999-2005           | 85       | 58       | 27       | 0        | 0          | 0          | 7        | 0        | 524        |
| 7   | Bruce, Isaac          | 1994-2007           | 84       | 0        | 84       | 0        | 0          | 0          | 3        | 0        | 510        |
| 8   | Ray, David            | 1969-74             | 0        | 0        | 0        | 0        | 167        | 110        | 0        | 0        | 497        |
| 9   | Holt, Torry           | 1999-2008           | 74       | 0        | 74       | 0        | 0          | 0          | 1        | 0        | 446        |
| 10  | Brown, Josh           | 2008-2011           | 0        | 0        | 0        | 0        | 79         | 104        | 0        | 0        | 391        |

## RAMS TOP-10 RUSHING LIST

| No. | Player               | Years          | Attempts | Yards  | Average | Long | TDs |
|-----|----------------------|----------------|----------|--------|---------|------|-----|
| 1   | Jackson, Steven      | 2004-2012      | 2,395    | 10,138 | 4.2     | 59t  | 56  |
| 2   | Dickerson, Eric      | 1983-87        | 1,525    | 7,245  | 4.8     | 85t  | 56  |
| 3   | Faulk, Marshall      | 1999-2005      | 1,447    | 6,959  | 4.8     | 71t  | 58  |
| 4   | McCutcheon, Lawrence | 1972-79        | 1,435    | 6,186  | 4.3     | 48   | 23  |
| 5   | Bass, Dick           | 1960-69        | 1,218    | 5,417  | 4.4     | 73t  | 34  |
| 6   | Towler, Dan          | 1950-55        | 672      | 3,493  | 5.2     | 79t  | 44  |
| 7   | Josephson, Les       | 1964-67, 69-74 | 797      | 3,407  | 4.3     | 75   | 17  |
| 8   | Younger, Paul        | 1949-57        | 682      | 3,296  | 4.8     | 75t  | 17  |
| 9   | Tyler, Wendell       | 1977-82        | 720      | 3,266  | 4.5     | 69t  | 33  |
| 10  | Bryant, Cullen       | 1973-81, 87    | 802      | 3,119  | 3.9     | 26   | 20  |

## RAMS TOP-10 RECEIVING SORTED BY RECEPTIONS

| No. | Player          | Years              | Receptions | Yards  | Average | Long | TDs |
|-----|-----------------|--------------------|------------|--------|---------|------|-----|
| 1   | Bruce, Isaac    | 1994-2007          | 942        | 14,109 | 15.0    | 80t  | 84  |
| 2   | Holt, Torry     | 1999-2008          | 869        | 12,660 | 14.6    | 85t  | 74  |
| 3   | Ellard, Henry   | 1983-93            | 593        | 9,761  | 16.5    | 81t  | 48  |
| 4   | Faulk, Marshall | 1999-2005          | 470        | 4,071  | 8.7     | 72t  | 27  |
| 5   | Jackson, Steven | 2004-2012          | 407        | 3,324  | 8.2     | 64t  | 8   |
| 6   | Fears, Tom      | 1948-56            | 400        | 5,397  | 13.5    | 80t  | 38  |
| 7   | Hirsch, Elroy   | 1949-57            | 343        | 6,299  | 18.4    | 91t  | 53  |
| 8   | Snow, Jack      | 1965-75            | 340        | 6,012  | 17.7    | 84t  | 45  |
| 9   | Phillips, Jim   | 1958-65            | 333        | 4,953  | 14.9    | 93t  | 27  |
| 10  | Benton, Jim     | 1938-40, 42, 44-47 | 275        | 4,566  | 16.6    | 84t  | 42  |

## RAMS TOP-10 RECEIVING SORTED BY YARDS

| No. | Player           | Years              | Receptions | Yards  | Average | Long | TDs |
|-----|------------------|--------------------|------------|--------|---------|------|-----|
| 1   | Bruce, Isaac     | 1994-2007          | 942        | 14,109 | 15.0    | 80t  | 83  |
| 2   | Holt, Torry      | 1999-2008          | 869        | 12,660 | 14.6    | 85t  | 74  |
| 3   | Ellard, Henry    | 1983-93            | 593        | 9,761  | 16.5    | 81t  | 48  |
| 4   | Hirsch, Elroy    | 1949-57            | 343        | 6,299  | 18.4    | 91t  | 53  |
| 5   | Snow, Jack       | 1965-75            | 340        | 6,012  | 17.7    | 84t  | 45  |
| 6   | Fears, Tom       | 1948-56            | 400        | 5,397  | 13.5    | 80t  | 38  |
| 7   | Anderson, Willie | 1988-94            | 259        | 5,246  | 20.3    | 78t  | 26  |
| 8   | Phillips, Jim    | 1958-65            | 333        | 4,953  | 14.9    | 93t  | 27  |
| 9   | Benton, Jim      | 1938-40, 42, 44-47 | 275        | 4,566  | 16.6    | 84t  | 42  |
| 10  | Faulk, Marshall  | 1999-2005          | 470        | 4,071  | 8.7     | 72t  | 27  |



# 2017 LOS ANGELES RAMS TOP-10 LISTS

## RAMS TOP-10 YARDS FROM SCRIMMAGE SORTED BY YARDS

| No. | Player          | Years     | Total |        |      | Rushing |        |      | Receiving |        |      |
|-----|-----------------|-----------|-------|--------|------|---------|--------|------|-----------|--------|------|
|     |                 |           | Touch | Yards  | Avg. | Att.    | Yards  | Avg. | Rec.      | Yards  | Avg. |
| 1   | Bruce, Isaac    | 1994-2007 | 965   | 14,259 | 14.8 | 23      | 150    | 6.5  | 942       | 14,109 | 15.0 |
| 2   | Jackson, Steven | 2004-2012 | 2,802 | 13,462 | 4.8  | 2,395   | 10,138 | 4.2  | 407       | 3,324  | 8.2  |
| 3   | Holt, Torry     | 1999-2008 | 880   | 12,717 | 14.5 | 11      | 57     | 5.2  | 869       | 12,660 | 14.6 |
| 4   | Faulk, Marshall | 1999-2005 | 1,917 | 11,030 | 5.8  | 1,447   | 6,959  | 4.8  | 470       | 4,071  | 8.7  |
| 5   | Ellard, Henry   | 1983-93   | 611   | 9,816  | 16.1 | 18      | 55     | 3.1  | 593       | 9,761  | 16.5 |
| 6   | Dickerson, Eric | 1983-87   | 1,648 | 8,157  | 4.9  | 1,525   | 7,245  | 4.8  | 123       | 912    | 7.4  |
| 7   | McCutcheon, L.  | 1972-79   | 1,619 | 7,869  | 4.9  | 1,435   | 6,186  | 4.3  | 184       | 1,683  | 9.1  |
| 8   | Bass, Dick      | 1960-69   | 1,422 | 7,258  | 5.1  | 1,218   | 5,417  | 4.4  | 204       | 1,841  | 9.0  |
| 9   | Hirsch, Elroy   | 1949-57   | 417   | 6,616  | 15.9 | 74      | 317    | 4.3  | 343       | 6,299  | 18.4 |
| 10  | Snow, Jack      | 1965-75   | 342   | 6,015  | 17.6 | 2       | 3      | 1.5  | 340       | 6,012  | 17.7 |

## RAMS TOP-10 YARDS ALL-PURPOSE YARDS SORTED BY YARDS

| No. | Player          | Years       | Total |        |      | Rushing |        |      | Receiving |        |      | Punt Returns |       | Kickoff Returns |     |       |      |
|-----|-----------------|-------------|-------|--------|------|---------|--------|------|-----------|--------|------|--------------|-------|-----------------|-----|-------|------|
|     |                 |             | Touch | Yards  | Avg. | Att.    | Yards  | Avg. | Rec.      | Yards  | Avg. | PR           | Yards | Avg.            | KR  | Yards | Avg. |
| 1   | Bruce, Isaac    | 1994-2007   | 966   | 14,311 | 14.8 | 23      | 150    | 6.5  | 942       | 14,109 | 15.0 | 1            | 52    | 52.0            | 0   | 0     | 0.0  |
| 2   | Jackson, Steven | 2004-2012   | 2,806 | 13,538 | 4.8  | 2,395   | 10,135 | 4.2  | 407       | 3,324  | 8.2  | 0            | 0     | 0.0             | 4   | 79    | 19.8 |
| 3   | Holt, Torry     | 1999-2008   | 883   | 12,732 | 14.4 | 11      | 57     | 5.2  | 869       | 12,660 | 14.6 | 3            | 15    | 5.0             | 0   | 0     | 0.0  |
| 4   | Ellard, Henry   | 1983-93     | 765   | 11,707 | 15.3 | 18      | 55     | 3.1  | 593       | 9,761  | 16.5 | 135          | 1,527 | 11.3            | 19  | 364   | 19.2 |
| 5   | Faulk, Marshall | 1999-2005   | 1,919 | 11,048 | 5.8  | 1,447   | 6,959  | 4.8  | 470       | 4,071  | 8.7  | 0            | 0     | 0.0             | 2   | 18    | 9.0  |
| 6   | Bass, Dick      | 1960-69     | 1,500 | 8,936  | 6.0  | 1,218   | 5,417  | 4.4  | 204       | 1,841  | 9.0  | 24           | 263   | 11.0            | 54  | 1,415 | 26.2 |
| 7   | Dickerson, Eric | 1983-87     | 1,648 | 8,157  | 4.9  | 1,525   | 7,245  | 4.8  | 123       | 912    | 7.4  | 0            | 0     | 0.0             | 0   | 0     | 0.0  |
| 8   | Arnett, Jon     | 1957-63     | 1,042 | 8,076  | 7.8  | 688     | 2,892  | 4.2  | 175       | 1,911  | 10.9 | 75           | 683   | 9.1             | 104 | 2,590 | 24.9 |
| 9   | McCutcheon, L.  | 1972-79     | 1,620 | 7,875  | 4.9  | 1,435   | 6,186  | 4.3  | 184       | 1,683  | 9.1  | 0            | 0     | 0.0             | 1   | 6     | 6.0  |
| 10  | Bryant, Cullen  | 1973-81, 87 | 1,080 | 6,734  | 6.2  | 802     | 3,119  | 3.9  | 142       | 1,148  | 8.1  | 71           | 707   | 10.0            | 65  | 1,760 | 27.1 |

## RAMS TOP-10 INTERCEPTIONS

| No. | Player             | Years     | Ints. | Yards | Average | Long | TDs |
|-----|--------------------|-----------|-------|-------|---------|------|-----|
| 1   | Meador, Ed         | 1959-70   | 46    | 547   | 11.9    | 38t  | 5   |
| 2   | Cromwell, Nolan    | 1977-87   | 37    | 671   | 18.1    | 94   | 4   |
| 3   | Irvin, LeRoy       | 1980-89   | 34    | 654   | 19.2    | 81t  | 5   |
| 4   | Lyght, Todd        | 1991-2000 | 31    | 359   | 11.6    | 57t  | 4   |
| 5   | Sherman, Will      | 1954-60   | 28    | 515   | 18.4    | 95t  | 3   |
|     | Williams, Clarence | 1965-72   | 28    | 428   | 15.3    | 65t  | 2   |
|     | Perry, Rod         | 1975-82   | 28    | 386   | 13.8    | 83t  | 4   |
|     | Lyle, Keith        | 1994-2000 | 28    | 336   | 12.0    | 68   | 0   |
| 9   | Elmendorf, Dave    | 1971-79   | 27    | 421   | 15.6    | 57t  | 2   |
| 10  | Thomas, Pat        | 1976-82   | 26    | 292   | 11.2    | 64   | 1   |

## RAMS TOP-10 SACKS (1982-PRESENT)

| No. | Player               | Years               | Sacks       | Yards        |
|-----|----------------------|---------------------|-------------|--------------|
| 1   | Little, Leonard      | 1998-2009           | 87.5        | 529          |
| 2   | Greene, Kevin        | 1985-92             | 72.5        | 76           |
| 3   | Carter, Kevin        | 1995-2000           | 62.5        | 397.5        |
| 4   | <b>Quinn, Robert</b> | <b>2011-Present</b> | <b>56.5</b> | <b>390.5</b> |
| 5   | Long, Chris          | 2008-15             | 54.5        | 354          |
| 6   | Jeter, Gary          | 1983-88             | 45          | N/A          |
| 7   | Wistrom, Grant       | 1998-03             | 41.5        | 243          |
| 8   | Wilcher, Mike        | 1983-90             | 38.5        | N/A          |
| 9   | Farr, D'Marco        | 1994-2000           | 36.5        | 222.5        |
| 10  | Hall, James          | 2007-11             | 30          | 201          |



# 2017 LOS ANGELES RAMS TOP-10 LISTS

## RAMS TOP-10 PASSING

| No. | Player           | Years     | Att.  | Comp. | Yards  | Comp.% | Yards/Att. | TD  | TD%   | INT | INT%  | Lg. | Rtg. |
|-----|------------------|-----------|-------|-------|--------|--------|------------|-----|-------|-----|-------|-----|------|
| 1   | Everett, Jim     | 1986-93   | 3,277 | 1,847 | 23,758 | 56.4%  | 7.25       | 142 | 4.33% | 123 | 3.75% | 81t | 78.1 |
| 2   | Bulger, Marc     | 2001-2009 | 3,145 | 1,981 | 22,814 | 63.0%  | 7.25       | 122 | 3.88% | 93  | 2.96% | 80t | 85.3 |
| 3   | Gabriel, Roman   | 1962-72   | 3,313 | 1,705 | 22,223 | 51.5%  | 6.71       | 154 | 4.65% | 112 | 3.38% | 93t | 74.3 |
| 4   | Van Brocklin, N. | 1949-57   | 1,897 | 1,011 | 16,114 | 53.3%  | 8.49       | 118 | 6.22% | 127 | 6.69% | 84  | 74.7 |
| 5   | Warner, Kurt     | 1998-2003 | 1,688 | 1,121 | 14,447 | 66.4%  | 8.56       | 102 | 6.04% | 65  | 3.85% | 85t | 97.2 |
| 6   | Waterfield, Bob  | 1945-52   | 1,618 | 814   | 11,849 | 50.3%  | 7.32       | 99  | 6.12% | 128 | 7.91% | 91  | 62.1 |
| 7   | Bradford, Sam    | 2010-2014 | 1,760 | 1,032 | 11,065 | 58.6%  | 6.29       | 59  | 3.35% | 38  | 2.16% | 80t | 79.3 |
| 8   | Ferragamo, Vince | 1977-84   | 1,288 | 730   | 9,376  | 56.7%  | 7.28       | 70  | 5.43% | 71  | 5.51% | 85t | 74.8 |
| 9   | Haden, Pat       | 1976-81   | 1,363 | 731   | 9,296  | 53.6%  | 6.82       | 52  | 3.82% | 60  | 4.40% | 68t | 69.6 |
| 10  | Wade, Bill       | 1954-60   | 1,116 | 602   | 8,572  | 53.9%  | 7.68       | 56  | 5.02% | 68  | 6.09% | 93  | 71.0 |





# RAMS ALL-TIME LEADERS



**Bold denotes player active with Rams**

*Italics denotes rookie*

## CAREER RUSHING

|     | Years                              | Att.  | Yards  | Avg. | Long | TD |
|-----|------------------------------------|-------|--------|------|------|----|
| 1.  | Jackson, Steven..... 2004-12       | 2,395 | 10,135 | 4.2  | 59t  | 56 |
| 2.  | Dickerson, Eric..... 1983-87       | 1,525 | 7,245  | 4.8  | 85t  | 56 |
| 3.  | Faulk, Marshall..... 1999-2006     | 1,447 | 6,959  | 4.8  | 71t  | 58 |
| 4.  | McCutcheon, Lawrence ..... 1973-79 | 1,435 | 6,186  | 4.3  | 48   | 23 |
| 5.  | Bass, Dick ..... 1960-69           | 1,218 | 5,417  | 4.5  | 73t  | 34 |
| 6.  | Towler, Dan..... 1950-55           | 672   | 3,493  | 5.2  | 79t  | 44 |
| 7.  | Josephson, Les..... 1964-67, 69-74 | 797   | 3,407  | 4.3  | 75   | 17 |
| 8.  | Younger, Paul (Tank) ..... 1949-57 | 682   | 3,296  | 4.8  | 75t  | 17 |
| 9.  | Tyler, Wendell ..... 1977-82       | 720   | 3,266  | 4.5  | 69t  | 33 |
| 10. | Bryant, Cullen ..... 1973-81, 87   | 802   | 3,119  | 3.9  | 26   | 20 |

## SEASON RUSHING

|     | Year                       | Att. | Yds.  | Avg. | Long | TD |
|-----|----------------------------|------|-------|------|------|----|
| 1.  | Dickerson, Eric ..... 1984 | 379  | 2,105 | 5.6  | 66   | 14 |
| 2.  | Dickerson, Eric ..... 1986 | 404  | 1,821 | 4.5  | 42t  | 11 |
| 3.  | Dickerson, Eric ..... 1983 | 390  | 1,808 | 4.6  | 85t  | 18 |
| 4.  | Jackson, Steven ..... 2006 | 346  | 1,528 | 4.4  | 59t  | 13 |
| 5.  | Bettis, Jerome..... 1993   | 294  | 1,429 | 4.9  | 71t  | 7  |
| 6.  | Jackson, Steven ..... 2009 | 324  | 1,416 | 4.4  | 58   | 4  |
| 7.  | Faulk, Marshall ..... 2001 | 260  | 1,382 | 5.3  | 71t  | 12 |
| 8.  | Faulk, Marshall ..... 1999 | 253  | 1,381 | 5.5  | 58   | 7  |
| 9.  | White, Charles ..... 1987  | 324  | 1,374 | 4.2  | 58   | 11 |
| 10. | Faulk, Marshall ..... 2000 | 253  | 1,359 | 5.4  | 36   | 18 |

## CAREER PASSING (Based on Yards)

|     | Years                           | Att.  | Comp. | Yards  | Pct. | TD  | Int. |
|-----|---------------------------------|-------|-------|--------|------|-----|------|
| 1.  | Everett, Jim..... 1986-93       | 3,277 | 1,847 | 23,758 | .564 | 142 | 123  |
| 2.  | Bulger, Marc ..... 2001-09      | 3,171 | 1,969 | 22,814 | .621 | 122 | 93   |
| 3.  | Gabriel, Roman ..... 1962-72    | 3,313 | 1,705 | 22,223 | .515 | 154 | 112  |
| 4.  | Van Brocklin, Norm..... 1949-57 | 1,897 | 1,011 | 16,114 | .533 | 118 | 127  |
| 5.  | Warner, Kurt ..... 1998-03      | 1,688 | 1,121 | 14,447 | .664 | 102 | 65   |
| 6.  | Waterfield, Bob ..... 1945-52   | 1,618 | 814   | 11,893 | .503 | 99  | 128  |
| 7.  | Bradford, Sam ..... 2010-13     | 1,760 | 1,032 | 11,065 | .586 | 59  | 38   |
| 8.  | Ferragamo, Vince ..... 1977-84  | 1,288 | 730   | 9,376  | .567 | 70  | 71   |
| 9.  | Haden, Pat..... 1976-81         | 1,363 | 731   | 9,296  | .536 | 52  | 60   |
| 10. | Wade, Bill ..... 1954-60        | 1,116 | 602   | 8,572  | .539 | 56  | 68   |

## CAREER PASSING (Based on Rating; Minimum 1,500 Attempts)

|    | Years                        | Att.  | Comp. | Yards  | Pct. | TD  | Int. | Rating |
|----|------------------------------|-------|-------|--------|------|-----|------|--------|
| 1. | Warner, Kurt ..... 1998-03   | 1,688 | 1,121 | 14,447 | .664 | 102 | 65   | 97.2   |
| 2. | Bulger, Marc ..... 2001-09   | 3,171 | 1,969 | 22,814 | .621 | 122 | 93   | 84.4   |
| 3. | Everett, Jim..... 1986-93    | 3,277 | 1,847 | 23,758 | .564 | 142 | 123  | 78.1   |
| 4. | Bradford, Sam ..... 2010-    | 1,760 | 1,032 | 11,065 | .586 | 59  | 38   | 79.3   |
| 5. | Van Brocklin, Norm.. 1949-57 | 1,897 | 1,011 | 16,114 | .533 | 118 | 127  | 74.7   |

## SEASON PASSING (Based on Yards)

|     | Year                     | Att. | Comp. | Yards | Pct. | TD | Int. |
|-----|--------------------------|------|-------|-------|------|----|------|
| 1.  | Warner, Kurt ..... 2001  | 546  | 375   | 4,830 | 68.7 | 36 | 22   |
| 2.  | Warner, Kurt ..... 1999  | 499  | 325   | 4,353 | 65.1 | 41 | 13   |
| 3.  | Everett, Jim..... 1989   | 518  | 304   | 4,310 | 58.7 | 29 | 17   |
| 4.  | Bulger, Marc ..... 2006  | 588  | 370   | 4,301 | 63.0 | 24 | 8    |
| 5.  | Everett, Jim..... 1990   | 554  | 307   | 3,989 | 55.4 | 23 | 17   |
| 6.  | Everett, Jim..... 1988   | 517  | 308   | 3,964 | 59.6 | 31 | 18   |
| 8.  | Bulger, Marc ..... 2004  | 485  | 321   | 3,964 | 66.2 | 21 | 14   |
| 8.  | Bulger, Marc ..... 2003  | 532  | 336   | 3,845 | 63.2 | 22 | 22   |
| 9.  | Bradford, Sam ..... 2012 | 551  | 328   | 3,702 | 59.5 | 21 | 13   |
| 10. | Bradford, Sam ..... 2010 | 590  | 354   | 3,512 | 60.0 | 18 | 15   |



## **CAREER RECEPTIONS**

|     | <b>Years</b>              | <b>No.</b>         | <b>Yards</b> | <b>Avg.</b> | <b>Long</b> | <b>TD</b> |    |
|-----|---------------------------|--------------------|--------------|-------------|-------------|-----------|----|
| 1.  | Bruce, Isaac.....         | 1994-2007          | 942          | 14,109      | 15.0        | 80t       | 84 |
| 2.  | Holt, Torry.....          | 1999-2008          | 869          | 12,660      | 14.6        | 85t       | 74 |
| 3.  | Ellard, Henry.....        | 1983-93            | 593          | 9,761       | 16.5        | 81t       | 48 |
| 4.  | Faulk, Marshall (RB)..... | 1999-2006          | 470          | 4,071       | 8.7         | 72t       | 27 |
| 5.  | Jackson, Steven (RB)..... | 2004-12            | 407          | 3,324       | 8.2         | 64t       | 8  |
| 6.  | Fears, Tom.....           | 1948-56            | 400          | 5,397       | 13.4        | 80t       | 38 |
| 7.  | Hirsch, Elroy.....        | 1949-57            | 343          | 6,299       | 18.4        | 91t       | 53 |
| 8.  | Snow, Jack.....           | 1965-75            | 340          | 6,012       | 17.7        | 84t       | 45 |
| 9.  | Phillips, Jim.....        | 1958-64            | 333          | 4,953       | 14.9        | 93t       | 27 |
| 10. | Benton, Jim.....          | 1938-40, 42, 44-47 | 275          | 4,566       | 16.6        | 84t       | 42 |

## **SEASON RECEPTIONS**

|     | <b>Year</b>               | <b>No.</b> | <b>Yards</b> | <b>Avg.</b> | <b>Long</b> | <b>TD</b> |    |
|-----|---------------------------|------------|--------------|-------------|-------------|-----------|----|
| 1.  | Bruce, Isaac.....         | 1995       | 119          | 1,781       | 15.0        | 72        | 13 |
| 2.  | Holt, Torry.....          | 2003       | 117          | 1,696       | 14.5        | 48        | 12 |
| 3.  | Holt, Torry.....          | 2005       | 102          | 1,331       | 13.0        | 44        | 9  |
| 4.  | Holt, Torry.....          | 2004       | 94           | 1,372       | 14.6        | 75t       | 10 |
| 5.  | Holt, Torry.....          | 2007       | 93           | 1,189       | 12.8        | 40        | 7  |
|     | Holt, Torry.....          | 2006       | 93           | 1,188       | 12.8        | 67t       | 10 |
| 7.  | Holt, Torry.....          | 2002       | 91           | 1,302       | 14.3        | 58        | 4  |
| 8.  | Jackson, Steven.....      | 2006       | 90           | 806         | 9.0         | 64t       | 3  |
| 9.  | Bruce, Isaac.....         | 2004       | 89           | 1,292       | 14.5        | 56        | 6  |
| 10. | Bruce, Isaac.....         | 2000       | 87           | 1,471       | 16.9        | 78t       | 9  |
|     | Faulk, Marshall (RB)..... | 1999       | 87           | 1,048       | 12.0        | 57t       | 5  |

## **CAREER RECEIVING YARDS**

|     | <b>Years</b>          | <b>No.</b>         | <b>Yards</b> | <b>Avg.</b> | <b>Long</b> | <b>TD</b> |    |
|-----|-----------------------|--------------------|--------------|-------------|-------------|-----------|----|
| 1.  | Bruce, Isaac.....     | 1994-2007          | 942          | 14,109      | 15.0        | 80t       | 84 |
| 2.  | Holt, Torry.....      | 1999-2008          | 869          | 12,660      | 14.6        | 85t       | 74 |
| 3.  | Ellard, Henry.....    | 1983-93            | 593          | 9,761       | 16.6        | 81t       | 48 |
| 4.  | Hirsch, Elroy.....    | 1949-57            | 343          | 6,299       | 18.4        | 91t       | 53 |
| 5.  | Snow, Jack.....       | 1965-75            | 340          | 6,012       | 17.7        | 84t       | 45 |
| 6.  | Fears, Tom.....       | 1948-56            | 400          | 5,397       | 13.4        | 80t       | 38 |
| 7.  | Anderson, Willie..... | 1988-94            | 259          | 5,246       | 20.3        | 78t       | 26 |
| 8.  | Phillips, Jim.....    | 1958-64            | 333          | 4,953       | 14.9        | 93t       | 27 |
| 9.  | Benton, Jim.....      | 1938-40, 42, 44-47 | 275          | 4,566       | 16.6        | 84t       | 42 |
| 10. | Faulk, Marshall.....  | 1999-2006          | 470          | 4,071       | 8.7         | 72t       | 27 |

## **SEASON RECEIVING YARDS**

|     | <b>Years</b>       | <b>No.</b> | <b>Yards</b> | <b>Avg.</b> | <b>Long</b> | <b>TD</b> |    |
|-----|--------------------|------------|--------------|-------------|-------------|-----------|----|
| 1.  | Bruce, Isaac.....  | 1995       | 119          | 1,781       | 15.0        | 72        | 13 |
| 2.  | Holt, Torry.....   | 2003       | 117          | 1,696       | 14.5        | 48        | 12 |
| 3.  | Holt, Torry.....   | 2000       | 82           | 1,635       | 19.9        | 85t       | 6  |
| 4.  | Hirsch, Elroy..... | 1951       | 66           | 1,495       | 22.7        | 91        | 17 |
| 5.  | Bruce, Isaac.....  | 2000       | 87           | 1,471       | 16.9        | 78t       | 9  |
| 6.  | Ellard, Henry..... | 1988       | 86           | 1,414       | 16.4        | 68        | 10 |
| 7.  | Ellard, Henry..... | 1989       | 70           | 1,382       | 19.7        | 53        | 8  |
| 8.  | Holt, Torry.....   | 2004       | 94           | 1,372       | 14.6        | 75t       | 10 |
| 9.  | Holt, Torry.....   | 2001       | 81           | 1,363       | 16.8        | 51        | 7  |
| 10. | Bruce, Isaac.....  | 1996       | 84           | 1,338       | 15.9        | 70        | 7  |

## **CAREER YARDS FROM SCRIMMAGE**

|     |                           | <b>TOTAL</b>   |              | <b>RUSHING</b> |              | <b>RECEIVING</b> |              |        |
|-----|---------------------------|----------------|--------------|----------------|--------------|------------------|--------------|--------|
|     | <b>Years</b>              | <b>Touches</b> | <b>Yards</b> | <b>Rush</b>    | <b>Yards</b> | <b>Rec.</b>      | <b>Yards</b> |        |
| 1.  | Bruce, Isaac.....         | 1994-2007      | 965          | 14,259         | 23           | 150              | 942          | 14,109 |
| 2.  | Jackson, Steven.....      | 2004-12        | 2,802        | 13,459         | 2,395        | 10,135           | 407          | 3,324  |
| 3.  | Holt, Torry.....          | 1999-2008      | 880          | 12,717         | 11           | 57               | 869          | 12,660 |
| 4.  | Faulk, Marshall.....      | 1999-2006      | 1,917        | 11,030         | 1,447        | 6,959            | 470          | 4,071  |
| 5.  | Ellard, Henry.....        | 1983-93        | 611          | 9,816          | 18           | 55               | 593          | 9,761  |
| 6.  | Dickerson, Eric.....      | 1983-87        | 1,648        | 8,157          | 1,525        | 7,245            | 123          | 912    |
| 7.  | McCutcheon, Lawrence..... | 1972-79        | 1,619        | 7,869          | 1,435        | 6,186            | 184          | 1,683  |
| 8.  | Bass, Dick.....           | 1960-69        | 1,432        | 7,262          | 1,218        | 5,417            | 214          | 1,845  |
| 9.  | Hirsch, Elroy.....        | 1949-57        | 417          | 6,616          | 74           | 317              | 343          | 6,299  |
| 10. | Snow, Jack.....           | 1965-75        | 342          | 6,015          | 2            | 3                | 340          | 6,012  |



### **CAREER KICKOFF RETURN AVERAGE (Minimum 75)**

|    | Years             | No.          | Yards | Avg.  | Long | TD   |   |
|----|-------------------|--------------|-------|-------|------|------|---|
| 1. | Cunningham, Benny | 2013-present | 95    | 2,575 | 27.1 | 102  | 0 |
| 2. | Horne, Tony       | 1998-00      | 143   | 3,577 | 25.0 | 103t | 4 |
| 3. | Arnett, Jon       | 1957-63      | 104   | 2,590 | 24.9 | 71t  | 2 |
| 4. | Lewis, Woodley    | 1950-55      | 108   | 2,575 | 23.8 | 88t  | 1 |
| 5. | Amendola, Danny   | 2009-12      | 118   | 2,776 | 23.5 | 84   | 0 |
| 6. | Brown, Ron        | 1984-89, 91  | 169   | 3,918 | 23.2 | 98t  | 4 |

### **SEASON KICKOFF RETURN AVERAGE (Minimum One Per Game)**

|    | Year                      | No.  | Yards | Avg. | Long | TD   |   |
|----|---------------------------|------|-------|------|------|------|---|
| 1. | Smith, Verda (Vitamin T.) | 1950 | 22    | 742  | 33.7 | 97   | 3 |
| 2. | Brown, Ron                | 1985 | 28    | 918  | 32.8 | 98t  | 3 |
| 3. | Wilson, Tom               | 1956 | 15    | 477  | 31.8 | 103t | 1 |
| 4. | Bass, Dick                | 1961 | 23    | 698  | 30.3 | 64   | 0 |
| 5. | Williams, Travis          | 1971 | 25    | 743  | 29.7 | 105t | 1 |
|    | Horne, Tony               | 1999 | 30    | 892  | 29.7 | 101t | 2 |

### **CAREER PUNT RETURN AVERAGE (Minimum 75)**

|    | Years                     | No.     | Yards | Avg.  | Long | TD  |   |
|----|---------------------------|---------|-------|-------|------|-----|---|
| 1. | Hakim, Az-Zahir           | 1998-01 | 112   | 1,278 | 11.4 | 86t | 2 |
| 2. | Ellard, Henry             | 1983-93 | 135   | 1,527 | 11.3 | 83t | 4 |
| 3. | Smith, Verda (Vitamin T.) | 1949-53 | 75    | 814   | 10.9 | 85t | 1 |
| 4. | Kennison, Eddie           | 1996-98 | 103   | 1,085 | 10.5 | 78t | 3 |
| 5. | Irvin, LeRoy              | 1980-89 | 146   | 1,451 | 9.9  | 84t | 4 |

### **SEASON PUNT RETURN AVERAGE (Minimum One Per Punt)**

|    | Year                      | No.  | Yards | Avg. | Long | TD  |   |
|----|---------------------------|------|-------|------|------|-----|---|
| 1. | Lewis, Woodley            | 1952 | 19    | 351  | 18.5 | 83t | 2 |
| 2. | Smith, Verda (Vitamin T.) | 1949 | 27    | 427  | 15.8 | 85t | 1 |
| 3. | Horvath, Les              | 1948 | 13    | 203  | 15.6 | 27  | 0 |
| 4. | Hakim, Az-Zahir           | 2000 | 32    | 489  | 15.3 | 86t | 1 |
| 5. | Hall, Dante               | 2007 | 19    | 286  | 15.1 | 85t | 1 |

### **CAREER ALL-PURPOSE YARDS**

|     | Years           | Touches       | Yards | Rush   | Yards | Rec.   | Yards | PR     | Yards | KR    | Yards |       |
|-----|-----------------|---------------|-------|--------|-------|--------|-------|--------|-------|-------|-------|-------|
| 1.  | Bruce, Isaac    | 1994-2007     | 965   | 14,311 | 23    | 150    | 942   | 14,109 | 0     | 52    | 0     | 0     |
| 2.  | Jackson, Steven | 2004-12       | 2,806 | 13,538 | 2,395 | 10,135 | 407   | 3,324  | 0     | 0     | 4     | 79    |
| 2.  | Holt, Torry     | 1999-2008     | 883   | 12,732 | 11    | 57     | 869   | 12,660 | 3     | 15    | 0     | 0     |
| 4.  | Ellard, Henry   | 1983-93       | 765   | 11,707 | 18    | 55     | 593   | 9,761  | 135   | 1,527 | 19    | 364   |
| 5.  | Faulk, Marshall | 1999-2006     | 1,919 | 11,048 | 1,447 | 6,959  | 470   | 4,071  | 0     | 0     | 2     | 18    |
| 6.  | Bass, Dick      | 1960-69       | 1,510 | 8,936  | 1,218 | 5,417  | 214   | 1,845  | 24    | 263   | 54    | 1,415 |
| 7.  | Dickerson, Eric | 1983-87       | 1,648 | 8,157  | 1,525 | 7,245  | 123   | 912    | 0     | 0     | 0     | 0     |
| 8.  | Arnett, Jon     | 1957-63       | 1,042 | 8,036  | 688   | 2,852  | 175   | 1,911  | 75    | 683   | 104   | 2,590 |
| 9.  | McCutcheon, L.  | 1972-79       | 1,620 | 7,875  | 1,435 | 6,186  | 184   | 1,683  | 0     | 0     | 1     | 6     |
| 10. | Bryant, Cullen  | 1973-81, 1987 | 1,080 | 6,735  | 802   | 3,119  | 142   | 1,149  | 71    | 707   | 65    | 1,760 |

### **CAREER SCORING**

|    | Years           | TD           | PAT | FG  | 2-Pt. | Tot. Pts. |       |
|----|-----------------|--------------|-----|-----|-------|-----------|-------|
| 1. | Wilkins, Jeff   | 1997-2007    | 0   | 428 | 265   | 0         | 1,223 |
| 2. | Lansford, Mike  | 1982-90      | 0   | 315 | 158   | 0         | 789   |
| 3. | Waterfield, Bob | 1945-52      | 13  | 315 | 60    | 0         | 573   |
| 4. | Gossett, Bruce  | 1964-69      | 0   | 211 | 120   | 0         | 571   |
| 5. | Zuerlein, Greg  | 2012-present | 0   | 164 | 133   | 0         | 563   |

### **SEASON SCORING**

|    | Year                 | TD   | PAT | FG | 2-Pt. | Tot. Pts. |     |
|----|----------------------|------|-----|----|-------|-----------|-----|
| 1. | Wilkins, Jeff        | 2003 | 0   | 46 | 39    | 0         | 163 |
| 2. | Faulk, Marshall (RB) | 2000 | 26  | 0  | 0     | 2         | 160 |
| 3. | Wilkins, Jeff        | 2006 | 0   | 35 | 32    | 0         | 131 |
| 4. | Ray, David           | 1973 | 0   | 40 | 30    | 0         | 130 |
| 5. | Faulk, Marshall (RB) | 2001 | 21  | 0  | 0     | 1         | 128 |



## **CAREER INTERCEPTIONS**

|     | <b>Years</b>             | <b>No.</b> | <b>Yards</b> | <b>Avg.</b> | <b>Long</b> | <b>TD</b> |   |
|-----|--------------------------|------------|--------------|-------------|-------------|-----------|---|
| 1.  | Meador, Ed .....         | 1959-70    | 46           | 547         | 11.9        | 38t       | 5 |
| 2.  | Cromwell, Nolan .....    | 1977-87    | 37           | 671         | 18.1        | 94        | 4 |
| 3.  | Irvin, LeRoy .....       | 1980-89    | 34           | 654         | 19.2        | 81t       | 5 |
| 4.  | Lyght, Todd .....        | 1991-00    | 31           | 359         | 11.6        | 57t       | 4 |
| 5.  | Lyle, Keith .....        | 1994-00    | 28           | 336         | 12.0        | 68        | 0 |
|     | Perry, Rod .....         | 1975-82    | 28           | 386         | 13.8        | 83t       | 4 |
|     | Williams, Clarence ..... | 1965-72    | 28           | 428         | 15.3        | 65t       | 2 |
|     | Sherman, Will .....      | 1954-60    | 28           | 515         | 18.4        | 95t       | 3 |
| 9.  | Elmendorf, Dave .....    | 1971-79    | 27           | 421         | 15.6        | 57t       | 2 |
| 10. | Thomas, Pat.....         | 1976-82    | 26           | 292         | 11.2        | 64        | 1 |

## **SEASON INTERCEPTIONS**

|    | <b>Year</b>                           | <b>No.</b> | <b>Yards</b> | <b>Avg.</b> | <b>Long</b> | <b>TD</b> |   |
|----|---------------------------------------|------------|--------------|-------------|-------------|-----------|---|
| 1. | <i>Lane, Dick (Night Train)</i> ..... | 1952       | *14          | 298         | 21.3        | 80t       | 2 |
| 2. | <i>Lewis, Woodley</i> .....           | 1950       | 12           | 275         | 22.9        | 36        | 0 |
| 3. | Sherman, Will .....                   | 1955       | 11           | 101         | 9.2         | 36        | 0 |
| 4. | Jackson, Monte .....                  | 1976       | 10           | 173         | 17.3        | 46t       | 3 |
| 5. | McNeil, Ryan.....                     | 1997       | 9            | 127         | 14.1        | 75t       | 1 |
|    | Lyle, Keith .....                     | 1996       | 9            | 152         | 16.9        | 68        | 0 |
|    | <i>Burroughs, Don</i> .....           | 1955       | 9            | 103         | 11.4        | 34        | 0 |
|    | <i>Sims, George</i> .....             | 1949       | 9            | 78          | 8.7         | 27        | 1 |

\*NFL Record

## **MOST CAREER PUNTS**

|    | <b>Years</b>                            | <b>No.</b> | <b>Yards</b>  | <b>Avg.</b> | <b>TB</b> | <b>In 20</b> | <b>Long</b> | <b>Blocked</b> |
|----|---|------------|---------------|-------------|-----------|--------------|-------------|----------------|
| 1. | <b>Hekker, Johnny .... 2012-present</b> | <b>459</b> | <b>21,565</b> | <b>47.0</b> | <b>21</b> | <b>180</b>   | <b>78</b>   | <b>1</b>       |
| 2. | Jones, Donnie..... 2007-2011            | 449        | 20,924        | 46.6        | 39        | 133          | 80          | 1              |
| 3. | Hatcher, Dale..... 1985-89, 1991        | 432        | 17,302        | 40.1        | 28        | 121          | 67          | 2              |
| 4. | Landeta, Sean .... '93-96, 2003-04      | 380        | 16,747        | 44.2        | 42        | 90           | 70          | 0              |
| 5. | Van Brocklin, Norm..... 1951-1957       | 343        | 14,783        | 43.1        | -         | -            | 71          | 1              |
| 6. | Studstill, Pat..... 1968-1971           | 298        | 11,980        | 40.2        | 25        | -            | 60          | 0              |
|    | Villanueva, Danny..... 1961-1964        | 296        | 13,099        | 44.3        | 13        | -            | 68          | 1              |

## **SEASON PUNTING AVERAGE**

|     | <b>Year</b>                      | <b>No.</b> | <b>Yards</b> | <b>Avg.</b> | <b>TB</b> | <b>In 20</b> | <b>Long</b> | <b>Blocked</b> |   |
|-----|----------------------------------|------------|--------------|-------------|-----------|--------------|-------------|----------------|---|
| 1.  | Jones, Donnie..... 2008          | 82         | 4,100        | 50.0        | 7         | 20           | 68          | 0              |   |
| 2.  | <b>Hekker, Johnny ..... 2015</b> | <b>96</b>  | <b>4,601</b> | <b>47.9</b> | <b>6</b>  | <b>41</b>    | <b>68</b>   | <b>0</b>       |   |
| 3.  | <b>Hekker, Johnny ..... 2016</b> | <b>98</b>  | <b>4,680</b> | <b>47.8</b> | <b>1</b>  | <b>51</b>    | <b>78</b>   | <b>0</b>       |   |
| 4.  | Jones, Donnie..... 2007          | 78         | 3,684        | 47.2        | 9         | 18           | 80          | 0              |   |
| 5.  | Jones, Donnie..... 2009          | 90         | 4,212        | 46.8        | 10        | 34           | 63          | 0              |   |
| 6.  | <b>Hekker, Johnny ..... 2014</b> | <b>80</b>  | <b>3,721</b> | <b>46.5</b> | <b>5</b>  | <b>33</b>    | <b>61</b>   | <b>1</b>       |   |
| 7.  | <b>Hekker, Johnny ..... 2013</b> | <b>78</b>  | <b>3,609</b> | <b>46.3</b> | <b>4</b>  | <b>19</b>    | <b>64</b>   | <b>0</b>       |   |
| 8.  | <b>Hekker, Johnny ..... 2012</b> | <b>82</b>  | <b>3,756</b> | <b>45.8</b> | <b>4</b>  | <b>22</b>    | <b>68</b>   | <b>0</b>       |   |
| 9.  | Villanueva, Danny..... 1962      | 87         | 3,960        | 45.5        | 7         | -            | 65          | 1              |   |
|     | Jones, Donnie..... 2010          | 94         | 4,276        | 45.5        | 4         | 32           | 63          | 0              |   |
| 20. | Turk, Matt .....                 | 2006       | 69           | 3,132       | 45.4      | 7            | 26          | 74             | 1 |
|     | Villanueva, Danny..... 1963      | 81         | 3,678        | 45.4        | 0         | -            | 68          | 0              |   |



# RAMS YEAR-BY-YEAR LEADERS



## PASSING

| Year | Player                 | Att. | Cmp. | Yards | Pct. | TD | Int. | Long | Sk/Yds | Rating |  |
|------|------------------------|------|------|-------|------|----|------|------|--------|--------|--|
| 1937 | Snyder, Bob            | 66   | 25   | 378   | 37.9 | 1  | 14   |      |        | 23.0   |  |
| 1938 | Snyder, Bob            | 87   | 36   | 631   | 41.4 | 0  | 9    |      |        | 27.2   |  |
| 1939 | Hall, Parker           | 208  | 106  | 1,227 | 51.0 | 9  | 13   |      |        | 57.5   |  |
| 1940 | Hall, Parker           | 183  | 77   | 1,108 | 42.1 | 1  | 16   |      |        | 27.8   |  |
| 1941 | Hall, Parker           | 190  | 84   | 863   | 44.2 | 7  | 19   | 39   |        | 30.5   |  |
| 1942 | Hall, Parker           | 140  | 62   | 815   | 44.3 | 7  | 19   | 59   |        | 40.3   |  |
| 1943 | Suspended Play/W.W. II |      |      |       |      |    |      |      |        |        |  |
| 1944 | Reisz, Albie           | 113  | 49   | 777   | 43.4 | 8  | 10   | 70   |        | 53.6   |  |
| 1945 | Waterfield, Bob        | 171  | 88   | 1,609 | 51.4 | 14 | 16   | 84   |        | 72.5   |  |
| 1946 | Waterfield, Bob        | 256  | 128  | 1,772 | 50.0 | 17 | 18   | 57   |        | 65.9   |  |
| 1947 | Waterfield, Bob        | 221  | 96   | 1,210 | 43.4 | 8  | 18   | 45   |        | 39.2   |  |
| 1948 | Hardy, Jim             | 211  | 112  | 1,390 | 50.7 | 14 | 7    | 69t  |        | 82.1   |  |
| 1949 | Waterfield, Bob        | 296  | 154  | 2,168 | 52.0 | 17 | 24   | 71t  |        | 61.3   |  |
| 1950 | Van Brocklin, Norm     | 233  | 127  | 2,061 | 54.5 | 18 | 14   | 58   |        | 85.1   |  |
| 1951 | Waterfield, Bob        | 176  | 88   | 1,566 | 50.0 | 13 | 10   | 91t  |        | 81.8   |  |
| 1952 | Van Brocklin, Norm     | 205  | 113  | 1,736 | 55.1 | 14 | 17   | 84t  |        | 71.5   |  |
| 1953 | Van Brocklin, Norm     | 286  | 156  | 2,393 | 54.5 | 19 | 14   | 70t  |        | 84.1   |  |
| 1954 | Van Brocklin, Norm     | 260  | 139  | 2,637 | 53.5 | 13 | 21   | 80t  |        | 71.9   |  |
| 1955 | Van Brocklin, Norm     | 272  | 144  | 1,890 | 52.9 | 8  | 15   | 74t  |        | 62.0   |  |
| 1956 | Wade, Bill             | 178  | 91   | 1,461 | 51.1 | 10 | 13   | 76t  |        | 67.2   |  |
| 1957 | Van Brocklin, Norm     | 265  | 132  | 2,105 | 49.8 | 20 | 21   | 81t  |        | 68.8   |  |
| 1958 | Wade, Bill             | 341  | 181  | 2,875 | 53.1 | 18 | 22   | 93t  |        | 72.2   |  |
| 1959 | Wade, Bill             | 261  | 153  | 2,001 | 58.6 | 12 | 17   | 72t  |        | 71.1   |  |
| 1960 | Wade, Bill             | 182  | 106  | 1,294 | 58.2 | 12 | 11   | 63   |        | 77.0   |  |
| 1961 | Bratkowski, Zeke       | 230  | 124  | 1,547 | 53.9 | 8  | 13   | 84t  |        | 63.1   |  |
| 1962 | Bratkowski, Zeke       | 219  | 110  | 1,541 | 50.2 | 9  | 16   | 80t  |        | 56.5   |  |
| 1963 | Gabriel, Roman         | 281  | 130  | 1,947 | 46.3 | 8  | 11   | 77t  | 44/337 | 62.7   |  |
| 1964 | Munson, Bill           | 223  | 108  | 1,533 | 48.4 | 9  | 15   | 95t  | 23/183 | 56.5   |  |
| 1965 | Gabriel, Roman         | 173  | 83   | 1,321 | 48.0 | 11 | 5    | 60t  | 14/97  | 83.0   |  |
| 1966 | Gabriel, Roman         | 397  | 217  | 2,540 | 54.7 | 10 | 16   | 84t  | 48/319 | 65.9   |  |
| 1967 | Gabriel, Roman         | 371  | 196  | 2,779 | 52.8 | 25 | 13   | 80t  | 24/201 | 85.7   |  |
| 1968 | Gabriel, Roman         | 366  | 184  | 2,364 | 50.3 | 19 | 16   | 60t  | 27/296 | 70.0   |  |
| 1969 | Gabriel, Roman         | 399  | 217  | 2,549 | 54.4 | 24 | 7    | 93t  | 14/182 | 86.8   |  |
| 1970 | Gabriel, Roman         | 407  | 211  | 2,552 | 52.0 | 16 | 12   | 71   | 20/134 | 72.2   |  |
| 1971 | Gabriel, Roman         | 352  | 180  | 2,238 | 51.1 | 17 | 10   | 68   | 25/200 | 75.5   |  |
| 1972 | Gabriel, Roman         | 323  | 165  | 2,027 | 51.1 | 12 | 15   | 57   | 12/102 | 63.8   |  |
| 1973 | Hadl, John             | 258  | 135  | 2,008 | 52.3 | 22 | 11   | 69   | 17/126 | 88.8   |  |
| 1974 | Harris, James          | 198  | 106  | 1,544 | 53.5 | 11 | 6    | 50   | 12/101 | 85.3   |  |
| 1975 | Harris, James          | 285  | 157  | 2,148 | 55.1 | 14 | 15   | 54   | 21/180 | 73.8   |  |
| 1976 | Harris, James          | 158  | 91   | 1,460 | 57.6 | 8  | 6    | 80   | 14/151 | 89.8   |  |
| 1977 | Haden, Pat             | 216  | 122  | 1,551 | 56.5 | 11 | 6    | 58   | 17/151 | 84.4   |  |
| 1978 | Haden, Pat             | 444  | 229  | 2,995 | 51.6 | 13 | 19   | 68t  | 32/216 | 65.0   |  |
| 1979 | Haden, Pat             | 290  | 163  | 1,854 | 56.2 | 11 | 14   | 50   | 21/178 | 68.2   |  |
| 1980 | Ferragamo, Vince       | 404  | 240  | 3,199 | 59.4 | 30 | 19   | 74t  | 23/191 | 89.7   |  |
| 1981 | Haden, Pat             | 267  | 138  | 1,815 | 51.7 | 9  | 13   | 64   | 28/227 | 64.4   |  |
| 1982 | Ferragamo, Vince       | 209  | 118  | 1,609 | 56.5 | 9  | 9    | 85t  | 7/65   | 77.7   |  |
| 1983 | Ferragamo, Vince       | 464  | 274  | 3,276 | 59.1 | 22 | 23   | 61t  | 21/178 | 75.5   |  |
| 1984 | Kemp, Jeff             | 284  | 143  | 2,021 | 50.4 | 13 | 7    | 63t  | 24/190 | 78.7   |  |
| 1985 | Brock, Dieter          | 365  | 218  | 2,658 | 59.7 | 16 | 13   | 64t  | 51/351 | 81.8   |  |
| 1986 | Everett, Jim           | 147  | 73   | 1,018 | 49.7 | 8  | 8    | 60t  | 8/50   | 67.8   |  |
| 1987 | Everett, Jim           | 302  | 162  | 2,064 | 53.6 | 10 | 13   | 81t  | 17/139 | 68.4   |  |
| 1988 | Everett, Jim           | 517  | 308  | 3,964 | 59.6 | 31 | 18   | 69t  | 28/197 | 89.2   |  |
| 1989 | Everett, Jim           | 518  | 304  | 4,310 | 58.7 | 29 | 17   | 78t  | 29/214 | 90.6   |  |
| 1990 | Everett, Jim           | 554  | 307  | 3,989 | 55.4 | 23 | 17   | 55t  | 30/198 | 79.3   |  |
| 1991 | Everett, Jim           | 490  | 277  | 3,438 | 56.5 | 11 | 20   | 78   | 30/200 | 68.9   |  |
| 1992 | Everett, Jim           | 475  | 281  | 3,323 | 59.2 | 22 | 18   | 67t  | 26/204 | 80.1   |  |
| 1993 | Everett, Jim           | 274  | 135  | 1,652 | 49.3 | 8  | 12   | 60t  | 18/125 | 59.7   |  |
| 1994 | Miller, Chris          | 317  | 173  | 2,104 | 54.6 | 16 | 14   | 54   | 28/193 | 73.6   |  |
| 1995 | Miller, Chris          | 405  | 232  | 2,623 | 57.3 | 18 | 15   | 72   | 31/244 | 76.2   |  |
| 1996 | Banks, Tony            | 368  | 192  | 2,544 | 52.2 | 15 | 15   | 77t  | 48/306 | 71.0   |  |
| 1997 | Banks, Tony            | 487  | 252  | 3,254 | 51.7 | 14 | 13   | 76   | 43/317 | 71.5   |  |
| 1998 | Banks, Tony            | 408  | 241  | 2,535 | 59.1 | 7  | 14   | 80t  | 41/237 | 68.6   |  |
| 1999 | Warner, Kurt           | 499  | 325  | 4,353 | 65.1 | 41 | 13   | 75t  | 29/201 | 109.2  |  |
| 2000 | Green, Trent           | 240  | 145  | 2,063 | 60.4 | 16 | 5    | 64   | 24/145 | 101.8  |  |
| 2001 | Warner, Kurt           | 546  | 375  | 4,830 | 68.7 | 36 | 22   | 65t  | 38/233 | 101.4  |  |
| 2002 | Bulger, Marc           | 214  | 138  | 1,826 | 64.5 | 14 | 6    | 58   | 12/102 | 101.5  |  |
| 2003 | Bulger, Marc           | 532  | 336  | 3,845 | 63.2 | 22 | 22   | 48   | 37/288 | 81.4   |  |
| 2004 | Bulger, Marc           | 485  | 321  | 3,964 | 66.2 | 21 | 14   | 56   | 41/302 | 93.7   |  |
| 2005 | Bulger, Marc           | 287  | 192  | 2,297 | 66.9 | 14 | 9    | 57t  | 26/192 | 94.4   |  |
| 2006 | Bulger, Marc           | 588  | 370  | 4,301 | 63.0 | 24 | 8    | 67t  | 49/366 | 92.9   |  |





| Year | Player        | Att. | Cmp. | Yards | Pct. | TD | Int. | Long | Sk/Yds | Rating |
|------|---------------|------|------|-------|------|----|------|------|--------|--------|
| 2007 | Bulger, Marc  | 378  | 221  | 2,392 | 58.5 | 11 | 15   | 40   | 37/269 | 70.3   |
| 2008 | Bulger, Marc  | 440  | 251  | 2,720 | 57.0 | 11 | 13   | 80t  | 38/263 | 71.4   |
| 2009 | Bulger, Marc  | 247  | 140  | 1,469 | 56.7 | 5  | 6    | 50   | 14/85  | 70.7   |
| 2010 | Bradford, Sam | 590  | 354  | 3,512 | 60.0 | 18 | 15   | 49   | 34/244 | 76.5   |
| 2011 | Bradford, Sam | 357  | 191  | 2,614 | 53.5 | 6  | 6    | 68   | 36/248 | 70.5   |
| 2012 | Bradford, Sam | 328  | 551  | 3,702 | 59.5 | 21 | 13   | 80t  | 35/233 | 82.5   |
| 2013 | Bradford, Sam | 159  | 262  | 1,678 | 60.7 | 14 | 4    | 73   | 15/97  | 90.9   |
| 2014 | Davis, Austin | 180  | 284  | 2,001 | 63.4 | 12 | 9    | 59t  | 29/179 | 85.1   |
| 2015 | Foles, Nick   | 190  | 337  | 2,052 | 56.4 | 7  | 10   | 68   | 14/98  | 69.0   |
| 2016 | Keenum, Case  | 196  | 322  | 2,201 | 60.9 | 9  | 11   | 65t  | 23/140 | 76.4   |

## RUSHING

| Year | Player                 | Att. | Yards | Avg. | Long | TD |
|------|------------------------|------|-------|------|------|----|
| 1937 | Drake, Johnny (Zero)   | 98   | 333   | 3.4  |      | 3  |
| 1938 | Davis, Corbett         | 71   | 202   | 2.8  |      | 3  |
| 1939 | Hall, Parker           | 120  | 458   | 3.8  |      | 2  |
| 1940 | Drake, Johnny (Zero)   | 130  | 480   | 3.6  |      | 9  |
| 1941 | Drake, Johnny (Zero)   | 101  | 246   | 2.4  | 15   | 2  |
| 1942 | Magnani, Dante         | 59   | 344   | 5.8  | 71   | 2  |
| 1943 | Suspended Play/W.W. II |      |       |      |      |    |
| 1944 | West, Pat              | 66   | 220   | 3.3  | 31   | 0  |
| 1945 | Gehrke, Fred           | 74   | 467   | 6.3  | 72   | 7  |
| 1946 | Gehrke, Fred           | 71   | 371   | 5.2  | 53   | 3  |
| 1947 | Washington, Kenny      | 60   | 444   | 7.4  | 92t  | 5  |
| 1948 | Hoerner, Dick          | 76   | 354   | 4.7  | 23   | 4  |
| 1949 | Hoerner, Dick          | 155  | 582   | 3.7  | 37   | 6  |
| 1950 | Davis, Glenn           | 88   | 416   | 4.7  | 55   | 3  |
| 1951 | Towler, Dan            | 126  | 854   | 6.8  | 79t  | 6  |
| 1952 | Towler, Dan            | 156  | 894   | 5.7  | 44t  | 10 |
| 1953 | Towler, Dan            | 152  | 879   | 5.8  | 73t  | 7  |
| 1954 | Younger, Paul (Tank)   | 91   | 610   | 6.7  | 75t  | 8  |
| 1955 | Waller, Ron            | 151  | 716   | 4.7  | 55t  | 7  |
| 1956 | Waller, Ron            | 83   | 543   | 6.5  | 46   | 1  |
| 1957 | Wilson, Tom            | 127  | 616   | 4.9  | 46   | 3  |
| 1958 | Arnett, Jon            | 133  | 683   | 5.1  | 57   | 6  |
| 1959 | Matson, Ollie          | 161  | 863   | 5.4  | 50   | 6  |
| 1960 | Arnett, Jon            | 104  | 436   | 4.2  | 31   | 2  |
| 1961 | Arnett, Jon            | 158  | 609   | 3.9  | 26   | 4  |
| 1962 | Bass, Dick             | 196  | 1,033 | 5.3  | 57   | 6  |
| 1963 | Bass, Dick             | 143  | 577   | 3.6  | 51   | 5  |
| 1964 | Wilson, Ben            | 159  | 553   | 3.5  | 27   | 5  |
| 1965 | Bass, Dick             | 121  | 549   | 4.5  | 44t  | 2  |
| 1966 | Bass, Dick             | 248  | 1,090 | 4.4  | 50   | 8  |
| 1967 | Josephson, Les         | 178  | 800   | 4.5  | 27   | 4  |
| 1968 | Ellison, Willie        | 151  | 616   | 4.1  | 52t  | 5  |
| 1969 | Smith, Larry           | 166  | 599   | 3.6  | 46   | 1  |
| 1970 | Josephson, Les         | 150  | 640   | 4.3  | 23   | 5  |
| 1971 | Ellison, Willie        | 211  | 1,000 | 4.7  | 80t  | 4  |
| 1972 | Ellison, Willie        | 170  | 764   | 4.5  | 37   | 5  |
| 1973 | McCutcheon, Lawrence   | 210  | 1,097 | 5.2  | 37   | 2  |
| 1974 | McCutcheon, Lawrence   | 236  | 1,109 | 4.7  | 23   | 3  |
| 1975 | McCutcheon, Lawrence   | 213  | 911   | 4.3  | 43   | 2  |
| 1976 | McCutcheon, Lawrence   | 291  | 1,168 | 4.0  | 40   | 9  |
| 1977 | McCutcheon, Lawrence   | 294  | 1,238 | 4.2  | 48   | 7  |
| 1978 | Bryant, Cullen         | 178  | 658   | 3.7  | 26   | 7  |
| 1979 | Tyler, Wendell         | 218  | 1,109 | 5.1  | 63t  | 9  |
| 1980 | Bryant, Cullen         | 183  | 807   | 4.4  | 20   | 3  |
| 1981 | Tyler, Wendell         | 260  | 1,074 | 4.1  | 69t  | 12 |
| 1982 | Tyler, Wendell         | 137  | 564   | 4.1  | 54   | 9  |
| 1983 | Dickerson, Eric        | 390  | 1,808 | 4.6  | 85t  | 18 |
| 1984 | Dickerson, Eric        | 379  | 2,105 | 5.6  | 66   | 14 |
| 1985 | Dickerson, Eric        | 292  | 1,234 | 4.2  | 43   | 12 |
| 1986 | Dickerson, Eric        | 404  | 1,821 | 4.5  | 42t  | 11 |
| 1987 | White, Charles         | 324  | 1,374 | 4.2  | 58   | 11 |
| 1988 | Bell, Greg             | 288  | 1,212 | 4.2  | 44   | 16 |
| 1989 | Bell, Greg             | 272  | 1,137 | 4.2  | 47   | 15 |
| 1990 | Gary, Cleveland        | 204  | 808   | 4.0  | 48   | 14 |
| 1991 | Delpino, Robert        | 214  | 688   | 3.2  | 36   | 9  |
| 1992 | Gary, Cleveland        | 279  | 1,125 | 4.0  | 63   | 7  |
| 1993 | Bettis, Jerome         | 294  | 1,429 | 4.9  | 71t  | 7  |
| 1994 | Bettis, Jerome         | 319  | 1,025 | 3.2  | 19   | 3  |
| 1995 | Bettis, Jerome         | 183  | 637   | 3.5  | 41   | 3  |
| 1996 | Phillips, Lawrence     | 193  | 632   | 3.3  | 38   | 4  |
| 1997 | Phillips, Lawrence     | 183  | 633   | 3.5  | 28   | 8  |
| 1998 | Henley, June           | 88   | 313   | 3.6  | 22   | 3  |
| 1999 | Faulk, Marshall        | 253  | 1,381 | 5.5  | 58   | 7  |
| 2000 | Faulk, Marshall        | 253  | 1,359 | 5.4  | 36   | 18 |
| 2001 | Faulk, Marshall        | 260  | 1,382 | 5.3  | 71t  | 12 |



| Year        | Player .....             | Att.       | Yards        | Avg.       | Long       | TD        |
|-------------|--------------------------|------------|--------------|------------|------------|-----------|
| 2002        | Faulk, Marshall.....     | 212        | 953          | 4.5        | 44         | 8         |
| 2003        | Faulk, Marshall.....     | 209        | 818          | 3.9        | 52         | 10        |
| 2004        | Faulk, Marshall.....     | 195        | 774          | 4.0        | 40         | 3         |
| 2005        | Jackson, Steven.....     | 254        | 1,046        | 4.1        | 51         | 8         |
| 2006        | Jackson, Steven.....     | 346        | 1,528        | 4.4        | 59t        | 13        |
| 2007        | Jackson, Steven.....     | 237        | 1,002        | 4.2        | 54         | 5         |
| 2008        | Jackson, Steven.....     | 253        | 1,042        | 4.1        | 56t        | 7         |
| 2009        | Jackson, Steven.....     | 324        | 1,416        | 4.4        | 58         | 4         |
| 2010        | Jackson, Steven.....     | 330        | 1,241        | 3.8        | 42t        | 6         |
| 2011        | Jackson, Steven.....     | 260        | 1,145        | 4.4        | 47t        | 5         |
| 2012        | Jackson, Steven.....     | 257        | 1,042        | 4.1        | 46         | 4         |
| 2013        | Stacy, Zac.....          | 250        | 973          | 3.9        | 40t        | 7         |
| 2014        | Mason, Tre.....          | 179        | 765          | 4.3        | 89t        | 4         |
| <b>2015</b> | <b>Gurley, Todd.....</b> | <b>229</b> | <b>1,106</b> | <b>4.8</b> | <b>71t</b> | <b>10</b> |
| <b>2016</b> | <b>Gurley, Todd.....</b> | <b>278</b> | <b>885</b>   | <b>3.2</b> | <b>24t</b> | <b>6</b>  |

## RECEIVING

| Year | Player .....                   | No. | Yards | Avg. | Long | TD |
|------|--------------------------------|-----|-------|------|------|----|
| 1937 | Busich, Sam .....              | 13  | 136   | 10.5 |      | 0  |
| 1938 | Benton, Jim .....              | 21  | 418   | 19.9 |      | 5  |
| 1939 | Spadacinni, Vic .....          | 32  | 292   | 9.1  |      | 1  |
| 1940 | Benton, Jim .....              | 22  | 351   | 16.0 |      | 3  |
| 1941 | Hickey, Howard (Red) .....     | 21  | 294   | 14.0 | 39   | 4  |
| 1942 | Magnani, Dante.....            | 24  | 276   | 11.5 | 67   | 4  |
| 1943 | Suspended Play/W.W. II         |     |       |      |      |    |
| 1944 | Benton, Jim .....              | 39  | 505   | 12.9 | 36   | 6  |
| 1945 | Benton, Jim .....              | 45  | 1,067 | 23.7 | 84   | 8  |
| 1946 | Benton, Jim .....              | 63  | 993   | 15.8 | 57   | 6  |
| 1947 | Benton, Jim .....              | 35  | 511   | 14.6 | 43   | 6  |
| 1948 | Fears, Tom .....               | 51  | 698   | 13.7 | 80   | 4  |
| 1949 | Fears, Tom.....                | 77  | 1,013 | 13.2 | 51t  | 9  |
| 1950 | Fears, Tom.....                | 84  | 1,116 | 13.3 | 53   | 7  |
| 1951 | Hirsch, Elroy .....            | 66  | 1,495 | 22.7 | 91   | 17 |
| 1952 | Fears, Tom.....                | 48  | 600   | 12.5 | 36   | 6  |
| 1953 | Hirsch, Elroy .....            | 61  | 941   | 15.4 | 70   | 4  |
| 1954 | Boyd, Bob .....                | 53  | 1,212 | 22.9 | 80   | 6  |
| 1955 | Fears, Tom.....                | 44  | 569   | 12.9 | 31   | 2  |
| 1956 | Clarke, Leon .....             | 36  | 650   | 18.1 | 60   | 4  |
| 1957 | Hirsch, Elroy .....            | 32  | 477   | 14.9 | 45   | 6  |
| 1958 | Shofner, Del .....             | 51  | 1,097 | 21.5 | 92   | 8  |
| 1959 | Shofner, Del .....             | 47  | 936   | 19.9 | 72   | 7  |
| 1960 | Phillips, Jim .....            | 52  | 883   | 17.0 | 61t  | 8  |
| 1961 | Phillips, Jim .....            | 78  | 1,092 | 14.0 | 69t  | 5  |
| 1962 | Phillips, Jim .....            | 60  | 875   | 14.6 | 65t  | 5  |
| 1963 | Phillips, Jim .....            | 54  | 793   | 14.7 | 52   | 1  |
| 1964 | McKeever, Marlin (TE) .....    | 41  | 582   | 14.2 | 46   | 1  |
| 1965 | McDonald, Tom .....            | 67  | 1,036 | 15.5 | 51   | 9  |
| 1966 | Moore, Tom (RB).....           | 60  | 433   | 7.2  | 30t  | 3  |
| 1967 | Casey, Bernie .....            | 53  | 871   | 16.4 | 57t  | 8  |
| 1968 | Truax, Billy (TE).....         | 35  | 417   | 11.9 | 22   | 3  |
| 1969 | Snow, Jack .....               | 49  | 734   | 15.0 | 74t  | 6  |
| 1970 | Snow, Jack.....                | 51  | 859   | 16.8 | 71   | 7  |
| 1971 | Rentzel, Lance .....           | 38  | 534   | 14.1 | 41   | 5  |
| 1972 | Snow, Jack.....                | 30  | 590   | 19.7 | 57   | 4  |
| 1973 | Jackson, Harold .....          | 40  | 874   | 21.9 | 69   | 13 |
| 1974 | McCutcheon, Lawrence (RB)..... | 39  | 408   | 10.5 | 50   | 2  |
| 1975 | Jackson, Harold .....          | 43  | 786   | 18.3 | 54   | 7  |
| 1976 | Jackson, Harold .....          | 39  | 751   | 19.3 | 65   | 5  |
| 1977 | Jackson, Harold .....          | 48  | 666   | 13.9 | 58   | 6  |
| 1978 | Miller, Willie .....           | 50  | 767   | 15.3 | 52   | 5  |
| 1979 | Dennard, Preston .....         | 43  | 766   | 17.8 | 50   | 4  |
| 1980 | Bryant, Cullen (RB).....       | 53  | 386   | 7.3  | 25   | 3  |
| 1981 | Dennard, Preston .....         | 49  | 821   | 16.8 | 64   | 4  |
| 1982 | Tyler, Wendell (RB).....       | 38  | 375   | 9.9  | 40   | 4  |
| 1983 | Barber, Mike (TE).....         | 55  | 657   | 11.9 | 42t  | 3  |
| 1984 | Ellard, Henry .....            | 34  | 622   | 18.3 | 63t  | 6  |
| 1985 | Ellard, Henry .....            | 54  | 811   | 15.0 | 64t  | 5  |
| 1986 | Ellard, Henry .....            | 34  | 447   | 13.1 | 34   | 4  |
| 1987 | Ellard, Henry .....            | 51  | 799   | 15.7 | 81t  | 3  |
| 1988 | Ellard, Henry .....            | 86  | 1,414 | 16.4 | 68   | 10 |
| 1989 | Ellard, Henry .....            | 70  | 1,382 | 19.7 | 53   | 8  |
| 1990 | Ellard, Henry .....            | 76  | 1,294 | 17.0 | 50t  | 4  |
| 1991 | Ellard, Henry .....            | 64  | 1,052 | 16.4 | 38   | 3  |
| 1992 | Gary, Cleveland (RB).....      | 52  | 293   | 5.6  | 22   | 3  |
| 1993 | Ellard, Henry .....            | 61  | 945   | 15.5 | 54   | 2  |
| 1994 | Bailey, Johnny (RB).....       | 58  | 516   | 8.9  | 28   | 7  |
| 1995 | Bruce, Isaac.....              | 119 | 1,781 | 15.0 | 72   | 13 |
| 1996 | Bruce, Isaac.....              | 84  | 1,338 | 15.9 | 70   | 7  |



| Year        | Player .....               | No.       | Yards      | Avg.       | Long       | TD       |
|-------------|----------------------------|-----------|------------|------------|------------|----------|
| 1997        | Lee, Amp (RB) .....        | 61        | 825        | 13.5       | 62         | 3        |
| 1998        | Lee, Amp (RB) .....        | 64        | 667        | 10.4       | 44         | 2        |
| 1999        | Faulk, Marshall (RB) ..... | 87        | 1,048      | 12.0       | 57t        | 5        |
| 2000        | Bruce, Isaac .....         | 87        | 1,471      | 16.9       | 78t        | 9        |
| 2001        | Faulk, Marshall (RB) ..... | 83        | 765        | 9.2        | 65t        | 9        |
| 2002        | Holt, Torry .....          | 91        | 1,302      | 14.3       | 58         | 4        |
| 2003        | Holt, Torry .....          | 117       | 1,696      | 14.5       | 48         | 12       |
| 2004        | Holt, Torry .....          | 94        | 1,372      | 14.6       | 75t        | 10       |
| 2005        | Holt, Torry .....          | 102       | 1,331      | 13.0       | 44         | 9        |
| 2006        | Holt, Torry .....          | 93        | 1,188      | 12.8       | 67t        | 10       |
| 2007        | Holt, Torry .....          | 93        | 1,189      | 12.8       | 40         | 7        |
| 2008        | Holt, Torry .....          | 64        | 796        | 12.4       | 45t        | 3        |
| 2009        | Avery, Donnie .....        | 47        | 589        | 12.5       | 50         | 5        |
| 2010        | Amendola, Danny .....      | 85        | 689        | 8.1        | 36         | 3        |
| 2011        | Lloyd, Brandon .....       | 51        | 683        | 13.4       | 37         | 5        |
| 2012        | Givens, Chris .....        | 42        | 698        | 16.6       | 65         | 3        |
| 2013        | Cook, Jared (TE) .....     | 51        | 671        | 13.2       | 47         | 5        |
| 2014        | Cook, Jared (TE) .....     | 52        | 634        | 12.2       | 59t        | 3        |
| <b>2015</b> | <b>Austin, Tavon .....</b> | <b>52</b> | <b>473</b> | <b>9.1</b> | <b>66t</b> | <b>5</b> |
| 2016        | Britt, Kenny .....         | 68        | 1,002      | 14.7       | 66         | 5        |

## PUNTING

| Year | Player .....             | No. | Yards | Avg. | TB | In 20 | Long | Blocks |
|------|--------------------------|-----|-------|------|----|-------|------|--------|
| 1939 | Hall, Parker .....       | 58  |       | 41.0 |    |       | 80   |        |
| 1940 | Hall, Parker .....       | 57  |       | 43.0 |    |       | 75   |        |
| 1941 | Hall, Parker .....       | 49  |       | 40.1 |    |       | 67   |        |
| 1942 | Jacobs, Jack .....       | 33  |       | 42.3 |    |       | 66   |        |
| 1943 | Suspended Play/W.W. II   |     |       |      |    |       |      |        |
| 1944 | Reisz, Albie .....       | 25  |       | 40.1 |    |       | 66   | 0      |
| 1945 | Waterfield, Bob .....    | 39  |       | 40.7 |    |       | 68   | 0      |
| 1946 | Waterfield, Bob .....    | 39  | 1,743 | 44.6 |    |       | 65   | 0      |
| 1947 | Waterfield, Bob .....    | 59  | 2,500 | 42.4 |    |       | 86   | 1      |
| 1948 | Waterfield, Bob .....    | 43  | 1,833 | 42.6 |    |       | 88   | 0      |
| 1949 | Waterfield, Bob .....    | 49  | 2,177 | 44.4 |    |       | 61   | 1      |
| 1950 | Waterfield, Bob .....    | 52  | 2,087 | 40.1 |    |       | 61   | 2      |
| 1951 | Van Brocklin, Norm ..... | 48  | 1,992 | 41.5 |    |       | 62   | 1      |
| 1952 | Van Brocklin, Norm ..... | 29  | 1,250 | 43.1 |    |       | 66   | 0      |
| 1953 | Van Brocklin, Norm ..... | 60  | 2,529 | 42.2 |    |       | 57   | 0      |
| 1954 | Van Brocklin, Norm ..... | 44  | 1,874 | 42.6 |    |       | 61   | 0      |
| 1955 | Van Brocklin, Norm ..... | 60  | 2,676 | 44.6 |    |       | 61   | 0      |
| 1956 | Van Brocklin, Norm ..... | 48  | 2,070 | 43.1 |    |       | 72   | 0      |
| 1957 | Van Brocklin, Norm ..... | 54  | 2,392 | 44.3 |    |       | 71   | 0      |
| 1958 | Shofner, Del .....       | 49  | 2,018 | 41.2 |    |       | 62   | 0      |
| 1959 | Shofner, Del .....       | 48  | 2,004 | 41.8 |    |       | 66   | 1      |
| 1960 | Shofner, Del .....       | 54  | 2,301 | 42.6 |    |       | 63   | 1      |
| 1961 | Villanueva, Danny .....  | 46  | 1,845 | 40.1 | 1  |       | 53   | 0      |
| 1962 | Villanueva, Danny .....  | 87  | 3,960 | 45.5 | 7  |       | 65   | 1      |
| 1963 | Villanueva, Danny .....  | 81  | 3,678 | 45.4 | 0  |       | 68   | 0      |
| 1964 | Villanueva, Danny .....  | 82  | 3,616 | 44.1 | 5  |       | 58   | 0      |
| 1965 | Lothridge, Billy .....   | 42  | 1,619 | 38.5 | 3  |       | 55   | 1      |
| 1966 | Kilgore, Jon .....       | 71  | 3,037 | 42.8 | 4  |       | 58   | 0      |
| 1967 | Kilgore, Jon .....       | 68  | 2,872 | 42.2 | 6  |       | 68   | 2      |
| 1968 | Studstill, Pat .....     | 81  | 3,207 | 39.6 | 4  |       | 58   | 0      |
| 1969 | Studstill, Pat .....     | 80  | 3,259 | 40.7 | 9  |       | 60   | 0      |
| 1970 | Studstill, Pat .....     | 67  | 2,618 | 39.1 | 6  |       | 53   | 0      |
| 1971 | Studstill, Pat .....     | 70  | 2,896 | 41.4 | 6  |       | 60   | 0      |
| 1972 | Chapple, Dave .....      | 53  | 2,344 | 44.2 | 3  |       | 70   | 0      |
| 1973 | Chapple, Dave .....      | 51  | 2,079 | 40.8 | 6  |       | 65   | 1      |
| 1974 | Burke, Mike .....        | 46  | 1,701 | 37.0 | 4  |       | 51   | 0      |
| 1975 | Carrell, Duane .....     | 73  | 2,874 | 39.4 | 9  |       | 57   | 0      |
| 1976 | Jackson, Rusty .....     | 77  | 3,006 | 39.0 | 6  | 16    | 61   | 0      |
| 1977 | Walker, Glen .....       | 73  | 2,568 | 35.2 | 8  | 11    | 56   | 0      |
| 1978 | Walker, Glen .....       | 83  | 3,069 | 37.0 | 5  | 26    | 61   | 2      |
| 1979 | Clark, Ken .....         | 93  | 3,731 | 40.1 | 7  | 17    | 60   | 2      |
| 1980 | Corral, Frank .....      | 76  | 3,004 | 39.5 | 5  | 15    | 65   | 1      |
| 1981 | Corral, Frank .....      | 89  | 3,735 | 42.0 | 3  | 19    | 67   | 0      |
| 1982 | Misko, John .....        | 45  | 1,961 | 43.6 | 2  | 10    | 59   | 1      |
| 1983 | Misko, John .....        | 82  | 3,301 | 40.3 | 12 | 18    | 67   | 0      |
| 1984 | Misko, John .....        | 74  | 2,866 | 38.7 | 9  | 21    | 58   | 0      |
| 1985 | Hatcher, Dale .....      | 87  | 3,761 | 43.2 | 6  | 32    | 67   | 1      |
| 1986 | Hatcher, Dale .....      | 97  | 3,740 | 38.6 | 5  | 26    | 57   | 0      |
| 1987 | Hatcher, Dale .....      | 76  | 3,140 | 41.3 | 4  | 19    | 62   | 0      |
| 1988 | Hatcher, Dale .....      | 36  | 1,424 | 39.6 | 1  | 13    | 54   | 0      |
| 1989 | Hatcher, Dale .....      | 73  | 2,834 | 38.8 | 7  | 15    | 54   | 1      |
| 1990 | English, Keith .....     | 68  | 2,663 | 39.2 | 2  | 8     | 58   | 1      |
| 1991 | Hatcher, Dale .....      | 63  | 2,403 | 38.1 | 5  | 16    | 52   | 0      |



| Year        | Player                | No.       | Yards        | Avg.        | TB       | In 20     | Long      | Blocks   |
|-------------|-----------------------|-----------|--------------|-------------|----------|-----------|-----------|----------|
| 1992        | Bracken, Don          | 76        | 3,122        | 41.1        | 4        | 20        | 59        | 0        |
| 1993        | Landeta, Sean         | 42        | 1,825        | 43.5        | 7        | 7         | 66        | 0        |
| 1994        | Landeta, Sean         | 78        | 3,494        | 44.8        | 9        | 23        | 62        | 0        |
| 1995        | Landeta, Sean         | 83        | 3,679        | 44.3        | 12       | 23        | 63        | 0        |
| 1996        | Landeta, Sean         | 78        | 3,491        | 44.8        | 9        | 23        | 70        | 0        |
| 1997        | Horan, Mike           | 53        | 2,272        | 42.9        | 4        | 10        | 60        | 0        |
| 1998        | Tuten, Rick           | 95        | 4,202        | 44.2        | 10       | 16        | 64        | 0        |
| 1999        | Tuten, Rick           | 32        | 1,359        | 42.5        | 7        | 9         | 70        | 0        |
| 2000        | Baker, John           | 43        | 1,736        | 40.4        | 5        | 13        | 59        | 1        |
| 2001        | Baker, John           | 43        | 1,809        | 42.1        | 7        | 9         | 58        | 0        |
| 2002        | Berger, Mitch         | 72        | 3,020        | 41.9        | 10       | 26        | 64        | 0        |
| 2003        | Landeta, Sean         | 59        | 2,525        | 42.8        | 5        | 14        | 57        | 0        |
| 2004        | Landeta, Sean         | 40        | 1,733        | 43.3        | 3        | 9         | 63        | 0        |
| 2005        | Barker, Bryan         | 50        | 2,137        | 42.7        | 4        | 13        | 63        | 0        |
| 2006        | Turk, Matt            | 69        | 3,132        | 45.4        | 7        | 26        | 74        | 1        |
| 2007        | Jones, Donnie         | 78        | 3,684        | 47.2        | 9        | 18        | 80        | 0        |
| 2008        | Jones, Donnie         | 82        | 4,100        | 50.0        | 7        | 20        | 68        | 0        |
| 2009        | Jones, Donnie         | 90        | 4,212        | 46.8        | 10       | 34        | 63        | 0        |
| 2010        | Jones, Donnie         | 94        | 4,276        | 45.5        | 4        | 20        | 63        | 0        |
| 2011        | Jones, Donnie         | 105       | 4,652        | 44.3        | 9        | 29        | 65        | 1        |
| <b>2012</b> | <b>Hekker, Johnny</b> | <b>82</b> | <b>3,756</b> | <b>45.8</b> | <b>4</b> | <b>22</b> | <b>68</b> | <b>0</b> |
| <b>2013</b> | <b>Hekker, Johnny</b> | <b>78</b> | <b>3,609</b> | <b>46.3</b> | <b>4</b> | <b>19</b> | <b>64</b> | <b>0</b> |
| <b>2014</b> | <b>Hekker, Johnny</b> | <b>80</b> | <b>3,721</b> | <b>46.5</b> | <b>5</b> | <b>33</b> | <b>61</b> | <b>1</b> |
| <b>2015</b> | <b>Hekker, Johnny</b> | <b>96</b> | <b>4,601</b> | <b>47.8</b> | <b>5</b> | <b>41</b> | <b>68</b> | <b>0</b> |
| <b>2016</b> | <b>Hekker, Johnny</b> | <b>98</b> | <b>4,680</b> | <b>47.6</b> | <b>1</b> | <b>51</b> | <b>78</b> | <b>0</b> |

## FIELD GOALS

| Year | Player                 | Att. | Made | Pct.  | Long |
|------|------------------------|------|------|-------|------|
| 1937 | Snyder, Bob            | 1    | 1    | 1.000 | 30   |
| 1938 | Peterson, Nelson       | 2    | 2    | 1.000 | 18   |
| 1939 | Davis, Corby           | 2    | 1    | .500  | 27   |
| 1940 | Adams, Chet            | 5    | 1    | .200  | 29   |
| 1941 | Adams, Chet            | 2    | 1    | .500  | 40   |
| 1942 | Adams, Chet            | 6    | 3    | .500  | 46   |
| 1943 | Suspended Play/W.W. II |      |      |       |      |
| 1944 | Zontini, Louis         | 6    | 3    | .500  | 39   |
| 1945 | Waterfield, Bob        | 3    | 1    | .333  | 28   |
| 1946 | Waterfield, Bob        | 11   | 6    | .545  | 37   |
| 1947 | Waterfield, Bob        | 16   | 7    | .437  | 45   |
| 1948 | Waterfield, Bob        | 11   | 6    | .545  | 47   |
| 1949 | Waterfield, Bob        | 17   | 9    | .529  | 42   |
| 1950 | Waterfield, Bob        | 14   | 7    | .500  | 46   |
| 1951 | Waterfield, Bob        | 23   | 13   | .565  | 47   |
| 1952 | Waterfield, Bob        | 19   | 11   | .579  | 45   |
| 1953 | Agajanian, Ben         | 23   | 10   | .434  | 47   |
| 1954 | Agajanian, Ben         | 25   | 13   | .520  | 41   |
| 1955 | Richter, Les           | 15   | 10   | .667  | 41   |
| 1956 | Richter, Les           | 15   | 8    | .533  | 32   |
| 1957 | Cothren, Paige         | 19   | 11   | .579  | 44   |
| 1958 | Cothren, Paige         | 25   | 14   | .560  | 43   |
| 1959 | Michaels, Lou          | 17   | 8    | .470  | 40   |
| 1960 | Villanueva, Danny      | 19   | 12   | .631  | 36   |
| 1961 | Villanueva, Danny      | 27   | 13   | .481  | 38   |
| 1962 | Villanueva, Danny      | 20   | 10   | .500  | 51   |
| 1963 | Villanueva, Danny      | 17   | 9    | .529  | 47   |
| 1964 | Gossett, Bruce         | 24   | 18   | .750  | 44   |
| 1965 | Gossett, Bruce         | 26   | 15   | .577  | 49   |
| 1966 | Gossett, Bruce         | 49   | 28   | .571  | 48   |
| 1967 | Gossett, Bruce         | 43   | 20   | .465  | 47   |
| 1968 | Gossett, Bruce         | 31   | 17   | .548  | 37   |
| 1969 | Gossett, Bruce         | 34   | 22   | .647  | 44   |
| 1970 | Ray, David             | 29   | 45   | .644  | 46   |
| 1971 | Ray, David             | 29   | 18   | .620  | 49   |
| 1972 | Ray, David             | 41   | 24   | .585  | 45   |
| 1973 | Ray, David             | 47   | 30   | .638  | 49   |
| 1974 | Ray, David             | 31   | 25   | .806  | 48   |
| 1975 | Dempsey, Tom           | 26   | 21   | .808  | 51   |
| 1976 | Dempsey, Tom           | 26   | 17   | .654  | 49   |
| 1977 | Septien, Rafael        | 30   | 18   | .600  | 45   |
| 1978 | Corral, Frank          | 43   | 29   | .674  | 48   |
| 1979 | Corral, Frank          | 25   | 13   | .520  | 49   |
| 1980 | Corral, Frank          | 30   | 16   | .533  | 47   |
| 1981 | Corral, Frank          | 26   | 17   | .654  | 44   |
| 1982 | Lansford, Mike         | 15   | 9    | .600  | 39   |
| 1983 | Nelson, Chuck          | 11   | 5    | .455  | 41   |
| 1984 | Lansford, Mike         | 33   | 25   | .758  | 50   |



| Year        | Player                | Att.      | Made      | Pct.        | Long      |
|-------------|-----------------------|-----------|-----------|-------------|-----------|
| 1985        | Lansford, Mike        | 29        | 22        | .759        | 52        |
| 1986        | Lansford, Mike        | 24        | 17        | .708        | 50        |
| 1987        | Lansford, Mike        | 21        | 17        | .810        | 48        |
| 1988        | Lansford, Mike        | 32        | 24        | .750        | 49        |
| 1989        | Lansford, Mike        | 30        | 23        | .767        | 48        |
| 1990        | Lansford, Mike        | 24        | 15        | .625        | 46        |
| 1991        | Zendejas, Tony        | 17        | 17        | 1.000       | 50        |
| 1992        | Zendejas, Tony        | 20        | 15        | .750        | 49        |
| 1993        | Zendejas, Tony        | 23        | 16        | .696        | 54        |
| 1994        | Zendejas, Tony        | 23        | 18        | .783        | 47        |
| 1995        | Biasucci, Dean        | 12        | 9         | .750        | 51        |
| 1996        | Lohmiller, Chip       | 25        | 21        | .840        | 50        |
| 1997        | Wilkins, Jeff         | 37        | 25        | .675        | 52        |
| 1998        | Wilkins, Jeff         | 26        | 20        | .769        | 57        |
| 1999        | Wilkins, Jeff         | 28        | 20        | .714        | 51        |
| 2000        | Wilkins, Jeff         | 17        | 17        | 1.000       | 51        |
| 2001        | Wilkins, Jeff         | 29        | 23        | .793        | 54        |
| 2002        | Wilkins, Jeff         | 25        | 19        | .760        | 47        |
| 2003        | Wilkins, Jeff         | 42        | 39        | .929        | 53        |
| 2004        | Wilkins, Jeff         | 24        | 19        | .792        | 53        |
| 2005        | Wilkins, Jeff         | 31        | 27        | .871        | 53        |
| 2006        | Wilkins, Jeff         | 37        | 32        | .864        | 53        |
| 2007        | Wilkins, Jeff         | 32        | 24        | .750        | 53        |
| 2008        | Brown, Josh           | 36        | 31        | .861        | 54        |
| 2009        | Brown, Josh           | 24        | 19        | .792        | 54        |
| 2010        | Brown, Josh           | 39        | 33        | .846        | 53        |
| 2011        | Brown, Josh           | 28        | 21        | .750        | 49        |
| <b>2012</b> | <b>Zuerlein, Greg</b> | <b>31</b> | <b>23</b> | <b>.741</b> | <b>60</b> |
| <b>2013</b> | <b>Zuerlein, Greg</b> | <b>28</b> | <b>26</b> | <b>.929</b> | <b>50</b> |
| <b>2014</b> | <b>Zuerlein, Greg</b> | <b>30</b> | <b>24</b> | <b>.800</b> | <b>56</b> |
| <b>2015</b> | <b>Zuerlein, Greg</b> | <b>30</b> | <b>20</b> | <b>.667</b> | <b>61</b> |
| <b>2016</b> | <b>Zuerlein, Greg</b> | <b>22</b> | <b>19</b> | <b>.864</b> | <b>54</b> |

## SCORING

| Year | Player                 | TDR | TDP | TDRT | PAT   | FG    | TP  |
|------|------------------------|-----|-----|------|-------|-------|-----|
| 1937 | Drake, Johnny (Zero)   | 3   | 2   | 0    | 0-0   | 0-0   | 30  |
| 1938 | Benton, Jim            | 1   | 5   | 0    | 0-0   | 0-0   | 36  |
| 1939 | Drake, Johnny (Zero)   | 9   | 0   | 0    | 0-0   | 0-0   | 54  |
| 1940 | Drake, Johnny (Zero)   | 9   | 0   | 0    | 2-2   | 0-0   | 56  |
| 1941 | Hickey, Howard (Red)   | 0   | 4   | 0    | 0-0   | 0-0   | 24  |
| 1942 | Magnani, Dante         | 2   | 3   | 0    | 0-0   | 0-0   | 30  |
| 1943 | Suspended Play/W.W. II |     |     |      |       |       |     |
| 1944 | Zontini, Lou           | 3   | 1   | 0    | 14-16 | 3-6   | 47  |
| 1945 | Waterfield, Bob        | 5   | 0   | 0    | 31-34 | 1-3   | 64  |
| 1946 | Waterfield, Bob        | 1   | 0   | 0    | 37-37 | 6-11  | 61  |
| 1947 | Waterfield, Bob        | 1   | 0   | 0    | 27-30 | 7-16  | 54  |
| 1948 | Waterfield, Bob        | 0   | 0   | 0    | 38-44 | 6-11  | 56  |
| 1949 | Waterfield, Bob        | 1   | 0   | 0    | 43-46 | 9-17  | 77  |
| 1950 | Waterfield, Bob        | 1   | 0   | 0    | 54-58 | 7-14  | 91  |
| 1951 | Hirsch, Elroy (WR-RB)  | 0   | 17  | 0    | 0-0   | 0-0   | 102 |
| 1952 | Waterfield, Bob        | 1   | 0   | 0    | 44-45 | 11-19 | 83  |
| 1953 | Agajanian, Ben         | 0   | 0   | 0    | 36-37 | 10-23 | 66  |
| 1954 | Towler, Dan (RB)       | 11  | 0   | 0    | 0-0   | 0-0   | 66  |
| 1955 | Richter, Les           | 0   | 0   | 0    | 30-31 | 13-22 | 69  |
| 1956 | Richter, Les           | 0   | 0   | 0    | 36-38 | 8-15  | 60  |
| 1957 | Cothren, Paige         | 0   | 0   | 0    | 38-39 | 11-19 | 71  |
| 1958 | Cothren, Paige         | 0   | 0   | 0    | 42-43 | 14-25 | 84  |
| 1959 | Shofner, Del (WR)      | 0   | 7   | 0    | 0-0   | 0-0   | 42  |
| 1960 | Villanueva, Danny      | 0   | 0   | 0    | 28-28 | 12-19 | 64  |
| 1961 | Villanueva, Danny      | 0   | 0   | 0    | 32-32 | 13-27 | 71  |
| 1962 | Villanueva, Danny      | 0   | 0   | 0    | 26-27 | 10-20 | 56  |
| 1963 | Villanueva, Danny      | 0   | 0   | 0    | 25-26 | 9-17  | 52  |
| 1964 | Gossett, Bruce         | 0   | 0   | 0    | 31-32 | 18-24 | 85  |
| 1965 | Gossett, Bruce         | 0   | 0   | 0    | 30-32 | 15-26 | 75  |
| 1966 | Gossett, Bruce         | 0   | 0   | 0    | 29-29 | 28-49 | 113 |
| 1967 | Gossett, Bruce         | 0   | 0   | 0    | 48-48 | 20-43 | 108 |
| 1968 | Gossett, Bruce         | 0   | 0   | 0    | 37-37 | 17-31 | 88  |
| 1969 | Gossett, Bruce         | 0   | 0   | 0    | 36-36 | 22-34 | 102 |
| 1970 | Ray, David             | 0   | 0   | 0    | 34-34 | 29-45 | 121 |
| 1971 | Ray, David             | 0   | 0   | 0    | 37-37 | 18-29 | 91  |
| 1972 | Ray, David             | 0   | 0   | 0    | 31-31 | 24-41 | 103 |
| 1973 | Ray, David             | 0   | 0   | 0    | 40-42 | 30-47 | 130 |
| 1974 | Ray, David             | 0   | 0   | 0    | 25-31 | 9-16  | 52  |
| 1975 | Dempsey, Tom           | 0   | 0   | 0    | 31-36 | 21-26 | 94  |
| 1976 | Dempsey, Tom           | 0   | 0   | 0    | 36-44 | 17-26 | 87  |
| 1977 | Septien, Rafael        | 0   | 0   | 0    | 32-35 | 18-30 | 86  |
| 1978 | Corral, Frank          | 0   | 0   | 0    | 31-33 | 29-43 | 118 |





| Year | Player               | TDR | TDP | TDRT | PAT   | FG    | TP  |
|------|----------------------|-----|-----|------|-------|-------|-----|
| 1979 | Corral, Frank        | 0   | 0   | 0    | 36-39 | 13-25 | 75  |
| 1980 | Corral, Frank        | 0   | 0   | 0    | 51-52 | 16-30 | 99  |
| 1981 | Tyler, Wendell (RB)  | 12  | 5   | 0    | 0-0   | 0-0   | 102 |
| 1982 | Tyler, Wendell (RB)  | 9   | 4   | 0    | 0-0   | 0-0   | 78  |
| 1983 | Dickerson, Eric (RB) | 18  | 2   | 0    | 0-0   | 0-0   | 120 |
| 1984 | Lansford, Mike       | 0   | 0   | 0    | 37-38 | 25-33 | 112 |
| 1985 | Lansford, Mike       | 0   | 0   | 0    | 38-39 | 22-29 | 104 |
| 1986 | Lansford, Mike       | 0   | 0   | 0    | 34-35 | 17-24 | 85  |
| 1987 | Lansford, Mike       | 0   | 0   | 0    | 36-38 | 17-21 | 87  |
| 1988 | Lansford, Mike       | 0   | 0   | 0    | 45-48 | 24-32 | 117 |
| 1989 | Lansford, Mike       | 0   | 0   | 0    | 51-51 | 23-30 | 120 |
| 1990 | Gary, Cleveland (RB) | 14  | 1   | 0    | 0-0   | 0-0   | 90  |
| 1991 | Zendejas, Tony       | 0   | 0   | 0    | 25-26 | 17-17 | 76  |
| 1992 | Zendejas, Tony       | 0   | 0   | 0    | 38-38 | 15-20 | 83  |
| 1993 | Zendejas, Tony       | 0   | 0   | 0    | 23-25 | 16-23 | 71  |
| 1994 | Zendejas, Tony       | 0   | 0   | 0    | 28-28 | 18-23 | 82  |
| 1995 | Bruce, Isaac (WR)    | 0   | 13  | 0    | 1*    | 0-0   | 80  |
| 1996 | Lohmiller, Chip      | 0   | 0   | 0    | 28-29 | 21-25 | 91  |
| 1997 | Wilkins, Jeff        | 0   | 0   | 0    | 32-32 | 25-37 | 107 |
| 1998 | Wilkins, Jeff        | 0   | 0   | 0    | 25-26 | 20-26 | 85  |
| 1999 | Wilkins, Jeff        | 0   | 0   | 0    | 64-64 | 20-28 | 124 |
| 2000 | Faulk, Marshall (RB) | 26  | 0   | 0    | 2*    | 0-0   | 160 |
| 2001 | Faulk, Marshall (RB) | 21  | 0   | 0    | 1*    | 0-0   | 128 |
| 2002 | Wilkins, Jeff        | 0   | 0   | 0    | 37-37 | 19-25 | 94  |
| 2003 | Wilkins, Jeff        | 0   | 0   | 0    | 46-46 | 39-42 | 163 |
| 2004 | Wilkins, Jeff        | 0   | 0   | 0    | 32-32 | 19-24 | 89  |
| 2005 | Wilkins, Jeff        | 0   | 0   | 0    | 36-36 | 27-31 | 117 |
| 2006 | Wilkins, Jeff        | 0   | 0   | 0    | 36-36 | 32-37 | 131 |
| 2007 | Wilkins, Jeff        | 0   | 0   | 0    | 25-25 | 24-32 | 97  |
| 2008 | Brown, Josh          | 0   | 0   | 0    | 19-19 | 31-36 | 112 |
| 2009 | Brown, Josh          | 0   | 0   | 0    | 16-16 | 19-24 | 73  |
| 2010 | Brown, Josh          | 0   | 0   | 0    | 26-27 | 33-39 | 125 |
| 2011 | Brown, Josh          | 0   | 0   | 0    | 18-18 | 21-28 | 81  |
| 2012 | Zuerlein, Greg       | 0   | 0   | 0    | 26-26 | 23-31 | 95  |
| 2013 | Zuerlein, Greg       | 0   | 0   | 0    | 34-34 | 26-28 | 112 |
| 2014 | Zuerlein, Greg       | 0   | 0   | 0    | 34-35 | 24-30 | 106 |
| 2015 | Zuerlein, Greg       | 0   | 0   | 0    | 26-28 | 20-30 | 86  |
| 2016 | Zuerlein, Greg       | 0   | 0   | 0    | 23-23 | 19-22 | 80  |

\*2-point Conversion

## KICKOFF RETURNS

| Year | Player                    | No. | Yards | Avg. | Long | TD |
|------|---------------------------|-----|-------|------|------|----|
| 1942 | Magnani, Dante            | 11  | 250   | 22.7 | 37   | 0  |
| 1943 | Suspended Play/W.W. II    |     |       |      |      |    |
| 1944 | Reisz, Al                 | 12  | 285   | 23.7 | 44   | 0  |
| 1945 | Gehrke, Fred              | 9   | 173   | 19.2 | 30   | 0  |
| 1946 | Gehrke, Fred              | 8   | 186   | 23.2 | 28   | 0  |
| 1947 | Harmon, Tom               | 9   | 208   | 23.1 | 34   | 0  |
| 1948 | Gehrke, Fred              | 17  | 464   | 27.3 | 92t  | 1  |
| 1949 | Kalmanir, Tom             | 18  | 403   | 22.4 | 57   | 0  |
| 1950 | Smith, Verda (Vitamin T.) | 22  | 742   | 33.7 | 97t  | 3  |
| 1951 | Davis, Glenn              | 9   | 179   | 19.9 | 33   | 0  |
| 1952 | Quinlan, Skeet            | 17  | 440   | 25.9 | 56   | 0  |
| 1953 | Lewis, Woodley            | 32  | 830   | 25.9 | 69   | 0  |
| 1954 | Lewis, Woodley            | 34  | 836   | 24.6 | 88t  | 1  |
| 1955 | Waller, Ron               | 17  | 461   | 27.1 | 39   | 0  |
| 1956 | Wilson, Tom               | 15  | 477   | 31.8 | 103t | 1  |
| 1957 | Arnett, Jon               | 18  | 504   | 28.0 | 98t  | 1  |
| 1958 | Arnett, Jon               | 16  | 331   | 20.7 | 32   | 0  |
| 1959 | Matson, Ollie             | 16  | 367   | 22.9 | 48   | 0  |
| 1960 | Arnett, Jon               | 17  | 416   | 24.5 | 43   | 0  |
| 1961 | Bass, Dick                | 23  | 698   | 30.3 | 64   | 0  |
| 1962 | Atkins, Pervis            | 28  | 676   | 24.1 | 41   | 0  |
| 1963 | Shannon, Carver           | 28  | 823   | 29.4 | 99t  | 1  |
| 1964 | Shannon, Carver           | 18  | 442   | 24.6 | 40   | 0  |
| 1965 | Smith, Bob                | 17  | 451   | 26.9 | 56   | 0  |
| 1966 | Williams, Clarence        | 15  | 420   | 28.0 | 81   | 0  |
| 1967 | Ellison, Willie           | 13  | 340   | 26.2 | 58   | 0  |
| 1968 | Smith, Ron                | 26  | 718   | 27.6 | 94t  | 1  |
| 1969 | Smith, Ron                | 27  | 585   | 21.6 | 37   | 0  |
| 1970 | Haymond, Alvin            | 35  | 1,022 | 29.2 | 98t  | 1  |
| 1971 | Williams, Travis          | 25  | 743   | 29.7 | 105t | 1  |
| 1972 | Ellison, Willie           | 14  | 345   | 24.6 | 32   | 0  |
| 1973 | Bryant, Cullen            | 13  | 369   | 28.4 | 93   | 1  |
| 1974 | Bryant, Cullen            | 23  | 617   | 26.8 | 84   | 1  |



| Year        | Player                      | No.       | Yards      | Avg.        | Long      | TD       |
|-------------|-----------------------------|-----------|------------|-------------|-----------|----------|
| 1975        | McGee, Willie               | 17        | 404        | 23.8        | 46        | 0        |
| 1976        | Bryant, Cullen              | 16        | 459        | 28.7        | 90        | 1        |
| 1977        | <i>Tyler, Wendell</i>       | 24        | 523        | 21.8        | 27        | 0        |
| 1978        | Latin, Jerry                | 22        | 467        | 21.2        | 41        | 0        |
| 1979        | <i>Hill, Drew</i>           | 40        | 803        | 20.1        | 39        | 0        |
| 1980        | Hill, Drew                  | 43        | 880        | 20.5        | 98t       | 1        |
| 1981        | Hill, Drew                  | 60        | 1,170      | 19.5        | 50        | 0        |
| 1982        | <i>Redden, Barry</i>        | 22        | 502        | 22.8        | 85        | 0        |
| 1983        | Redden, Barry               | 18        | 358        | 18.8        | 43        | 0        |
| 1984        | Redden, Barry               | 23        | 530        | 23.0        | 40        | 0        |
| 1985        | Brown, Ron                  | 28        | 918        | 32.8        | 98t       | 3        |
| 1986        | Brown, Ron                  | 36        | 794        | 22.1        | 55        | 0        |
| 1987        | Brown, Ron                  | 27        | 581        | 21.5        | 95t       | 1        |
| 1988        | Brown, Ron                  | 19        | 401        | 21.1        | 73        | 0        |
| 1989        | Brown, Ron                  | 47        | 968        | 20.6        | 74        | 0        |
| 1990        | Green, Gaston               | 25        | 560        | 22.4        | 99t       | 1        |
| 1991        | Turner, Vernon              | 24        | 457        | 19.0        | 36        | 0        |
| 1992        | Turner, Vernon              | 29        | 569        | 19.6        | 35        | 0        |
| 1993        | <i>Boykin, Deral</i>        | 13        | 216        | 16.6        | 35        | 0        |
| 1994        | Lang, David                 | 27        | 626        | 23.2        | 57        | 0        |
| 1995        | Thomas, J.T.                | 32        | 752        | 23.5        | 46        | 0        |
| 1996        | Thomas, J.T.                | 30        | 643        | 21.4        | 43        | 0        |
| 1997        | <i>Thompson, David</i>      | 49        | 1,110      | 22.7        | 56        | 0        |
| 1998        | Horne, Tony                 | 56        | 1,306      | 23.3        | 102t      | 1        |
| 1999        | Horne, Tony                 | 30        | 892        | 29.7        | 101t      | 2        |
| 2000        | Horne, Tony                 | 57        | 1,379      | 24.2        | 103t      | 1        |
| 2001        | Canidate, Trung             | 36        | 748        | 20.8        | 40        | 0        |
| 2002        | Wilkins, Terrence           | 47        | 1,074      | 22.9        | 42        | 0        |
| 2003        | <i>Harris, Arlen</i>        | 51        | 1,175      | 23.0        | 42        | 0        |
| 2004        | Harris, Arlen               | 47        | 951        | 20.2        | 29        | 0        |
| 2005        | Johnson, Chris              | 38        | 857        | 22.6        | 99t       | 1        |
| 2006        | Ponder, Willie              | 26        | 605        | 23.3        | 40        | 0        |
| 2007        | Hall, Dante                 | 29        | 729        | 25.1        | 84        | 0        |
| 2008        | Hall, Dante                 | 37        | 763        | 20.6        | 41        | 0        |
| 2009        | Amendola, Danny             | 66        | 1,618      | 24.5        | 58        | 0        |
| 2010        | Amendola, Danny             | 50        | 1,142      | 22.8        | 84        | 0        |
| 2011        | Porter, Quinn               | 25        | 554        | 22.2        | 32        | 0        |
| 2012        | <i>Givens, Chris</i>        | 23        | 539        | 23.4        | 48        | 0        |
| <b>2013</b> | <b><i>Austin, Tavon</i></b> | <b>18</b> | <b>398</b> | <b>22.1</b> | <b>32</b> | <b>0</b> |
| 2014        | Cunningham, Benny           | 35        | 963        | 27.5        | 75        | 0        |
| 2015        | Cunningham, Benny           | 25        | 714        | 28.6        | 102       | 0        |
| 2016        | Cunningham, Benny           | 22        | 599        | 27.2        | 61        | 0        |

## PUNT RETURNS

| Year | Player                           | No. | FC | Yards | Avg. | Long | TD |
|------|----------------------------------|-----|----|-------|------|------|----|
| 1941 | Hall, Parker                     | 13  |    | 125   | 9.6  | 25   | 0  |
| 1942 | Hall, Parker                     | 12  |    | 148   | 12.3 | 32   | 0  |
| 1943 | Suspended Play/W.W. II           |     |    |       |      |      |    |
| 1944 | Kabealo, Mike                    | 7   |    | 64    | 9.1  | 16   | 0  |
| 1945 | Gehrke, Fred                     | 8   |    | 120   | 15.0 | 49   | 0  |
| 1946 | Gehrke, Fred                     | 8   |    | 59    | 7.3  | 20   | 0  |
| 1947 | Harmon, Tom                      | 27  |    | 392   | 14.5 | 88t  | 1  |
| 1948 | Horvath, Les                     | 13  |    | 203   | 15.6 | 27   | 0  |
| 1949 | <i>Smith, Verda (Vitamin T.)</i> | 27  |    | 427   | 15.8 | 85t  | 1  |
| 1950 | Smith, Verda (Vitamin T.)        | 22  |    | 218   | 9.9  | 30   | 0  |
| 1951 | Smith, Verda (Vitamin T.)        | 12  |    | 139   | 11.6 | 37   | 0  |
| 1952 | Lewis, Woodley                   | 19  |    | 351   | 18.5 | 83t  | 2  |
| 1953 | Lewis, Woodley                   | 35  |    | 267   | 7.6  | 78   | 1  |
| 1954 | Lewis, Woodley                   | 22  |    | 82    | 3.7  | 16   | 0  |
| 1955 | <i>Waller, Ron</i>               | 14  |    | 60    | 4.3  | 21   | 0  |
| 1956 | Sherman, Will                    | 12  |    | 100   | 8.3  | 76   | 1  |
| 1957 | <i>Arnett, Jon</i>               | 14  |    | 85    | 6.1  | 22   | 0  |
| 1958 | Arnett, Jon                      | 18  |    | 223   | 12.4 | 58   | 0  |
| 1959 | Arnett, Jon                      | 17  |    | 184   | 10.8 | 71t  | 1  |
| 1960 | Bass, Dick                       | 11  |    | 62    | 5.6  | 22   | 0  |
| 1961 | Arnett, Jon                      | 10  |    | 75    | 7.5  | 17   | 0  |
| 1962 | Atkins, Pervis                   | 11  |    | 94    | 8.5  | 45   | 0  |
| 1963 | Shannon, Carver                  | 15  | 11 | 132   | 8.8  | 29   | 0  |
| 1964 | Shannon, Carver                  | 15  | 6  | 81    | 5.4  | 22   | 0  |
| 1965 | Stiger, Jim                      | 13  | 2  | 106   | 8.2  | 22   | 0  |
| 1966 | Stiger, Jim                      | 33  | 7  | 259   | 7.8  | 49   | 0  |
| 1967 | Cross, Irv                       | 17  | 6  | 136   | 8.0  | 39   | 0  |
| 1968 | Meador, Ed                       | 17  | 15 | 136   | 8.0  | 40   | 0  |
| 1969 | Haymond, Alvin                   | 33  | 8  | 435   | 13.2 | 52   | 0  |



| Year | Player               | No.       | FC        | Yards      | Avg.        | Long       | TD       |
|------|----------------------|-----------|-----------|------------|-------------|------------|----------|
| 1970 | Haymond, Alvin       | 53        | 15        | 376        | 7.1         | 30         | 0        |
| 1971 | Haymond, Alvin       | 24        | 11        | 123        | 5.1         | 28         | 0        |
| 1972 | Bertelsen, Jim       | 16        | 3         | 232        | 14.5        | 60         | 0        |
| 1973 | Bertelsen, Jim       | 26        | 10        | 259        | 10.0        | 34         | 0        |
| 1974 | Bertelsen, Jim       | 11        | 4         | 132        | 12.0        | 19         | 0        |
| 1975 | Bertelsen, Jim       | 11        | 1         | 143        | 13.0        | 38         | 0        |
| 1976 | Bryant, Cullen       | 29        | 2         | 321        | 11.1        | 25         | 0        |
| 1977 | Bryant, Cullen       | 20        | 1         | 141        | 7.1         | 26         | 0        |
| 1978 | Wallace, Jackie      | 52        | 5         | 618        | 11.9        | 58         | 0        |
| 1979 | Brown, Eddie         | 56        | 19        | 332        | 5.9         | 30         | 0        |
| 1980 | Irvin, LeRoy         | 42        | 7         | 296        | 7.0         | 26         | 0        |
| 1981 | Irvin, LeRoy         | 46        | 6         | 615        | 13.4        | 84t        | 3        |
| 1982 | Irvin, LeRoy         | 22        | 1         | 243        | 11.0        | 63t        | 1        |
| 1983 | Ellard, Henry        | 16        | 4         | 217        | 13.6        | 72t        | 1        |
| 1984 | Ellard, Henry        | 30        | 3         | 403        | 13.4        | 83t        | 2        |
| 1985 | Ellard, Henry        | 37        | 9         | 501        | 13.5        | 80t        | 1        |
| 1986 | Ellard, Henry        | 14        | 11        | 127        | 9.1         | 20         | 0        |
| 1987 | Ellard, Henry        | 15        | 6         | 107        | 7.1         | 29         | 0        |
| 1988 | Hicks, Clifford      | 25        | 0         | 144        | 5.8         | 13         | 0        |
| 1989 | Henley, Darryl       | 29        | 19        | 273        | 9.4         | 25         | 0        |
| 1990 | Henley, Darryl       | 19        | 4         | 195        | 10.3        | 26         | 0        |
| 1991 | Turner, Vernon       | 23        | 4         | 201        | 8.7         | 29         | 0        |
| 1992 | Turner, Vernon       | 28        | 6         | 207        | 7.4         | 23         | 0        |
| 1992 | Turner, Vernon       | 28        | 6         | 207        | 7.4         | 23         | 0        |
| 1993 | Buchanan, Richard    | 8         | 1         | 41         | 5.1         | 12         | 0        |
| 1994 | Bailey, Johnny       | 19        | 4         | 153        | 8.1         | 24         | 0        |
| 1995 | Kinchen, Todd        | 53        | 7         | 416        | 7.8         | 27         | 0        |
| 1996 | Kennison, Eddie      | 29        | 16        | 643        | 14.6        | 78t        | 2        |
| 1997 | Kennison, Eddie      | 34        | 20        | 247        | 7.3         | 43         | 0        |
| 1998 | Kennison, Eddie      | 40        | 25        | 415        | 10.4        | 71t        | 1        |
| 1999 | Hakim, Az-Zahir      | 44        | 22        | 461        | 10.5        | 84t        | 1        |
| 2000 | Hakim, Az-Zahir      | 32        | 17        | 489        | 15.3        | 86t        | 1        |
| 2001 | Hakim, Az-Zahir      | 36        | 12        | 330        | 9.2         | 32         | 0        |
| 2002 | Wilkins, Terrence    | 25        | 13        | 242        | 9.7         | 55         | 0        |
| 2003 | Groce, DeJuan        | 19        | 3         | 135        | 7.1         | 19         | 0        |
| 2004 | McDonald, Shaun      | 30        | 18        | 143        | 4.8         | 39         | 0        |
| 2005 | Looker, Dane         | 8         | 2         | 69         | 8.6         | 17         | 0        |
| 2006 | McDonald, Shaun      | 23        | 14        | 172        | 7.5         | 33         | 0        |
| 2007 | Hall, Dante          | 19        | 6         | 286        | 15.1        | 85t        | 1        |
| 2008 | Stanley, Derek       | 11        | 4         | 101        | 9.2         | 33         | 0        |
| 2009 | Amendola, Danny      | 31        | 11        | 360        | 11.6        | 56         | 0        |
| 2010 | Amendola, Danny      | 40        | 18        | 452        | 11.3        | 42         | 0        |
| 2011 | Pettis, Austin       | 15        | 10        | 139        | 9.3         | 39         | 0        |
| 2012 | Amendola, Danny      | 17        | 10        | 122        | 7.2         | 22         | 0        |
| 2013 | <b>Austin, Tavon</b> | <b>33</b> | <b>11</b> | <b>280</b> | <b>8.5</b>  | <b>98t</b> | <b>1</b> |
| 2014 | <b>Austin, Tavon</b> | <b>35</b> | <b>23</b> | <b>391</b> | <b>11.2</b> | <b>78t</b> | <b>1</b> |
| 2015 | <b>Austin, Tavon</b> | <b>34</b> | <b>15</b> | <b>268</b> | <b>7.9</b>  | <b>75t</b> | <b>1</b> |
| 2016 | <b>Austin, Tavon</b> | <b>44</b> | <b>16</b> | <b>364</b> | <b>8.3</b>  | <b>47</b>  | <b>0</b> |

## INTERCEPTIONS

| Year | Player                   | No. | Yards | Avg. | Long | TD |
|------|--------------------------|-----|-------|------|------|----|
| 1941 | Drake, Johnny (Zero)     | 2   | 66    | 33.0 | 54   | 0  |
| 1942 | Jacobs, Jack             | 4   | 22    | 5.5  | 22   | 0  |
| 1943 | Suspended Play/W.W. II   |     |       |      |      |    |
| 1944 | Colella, Tom             | 4   | 53    | 13.3 | 19   | 0  |
| 1945 | Waterfield, Bob          | 6   | 92    | 15.3 | 29   | 0  |
| 1946 | Waterfield, Bob          | 5   | 72    | 14.4 | 28   | 0  |
| 1947 | Harmon, Tom              | 8   | 136   | 17.0 | 36   | 1  |
| 1948 | Naumetz, Fred            | 4   | 75    | 18.8 | 68   | 0  |
| 1949 | Sims, George             | 9   | 78    | 8.7  | 27   | 1  |
| 1950 | Lewis, Woodley           | 12  | 275   | 22.9 | 36   | 0  |
| 1951 | Hecker, Norb             | 3   | 74    | 24.7 | 36   | 0  |
| 1952 | Lane, Dick (Night Train) | 14  | 298   | 21.3 | 80t  | 2  |
| 1953 | Hecker, Norb             | 7   | 91    | 13.0 | 24   | 0  |
| 1954 | Sherman, Will            | 6   | 70    | 11.7 | 28   | 0  |
| 1955 | Sherman, Will            | 11  | 101   | 9.2  | 36   | 0  |
| 1956 | Sherman, Will            | 4   | 122   | 30.5 | 95t  | 1  |
| 1957 | Richter, Les             | 4   | 60    | 15.0 | 25   | 0  |
| 1958 | Burroughs, Don           | 7   | 72    | 10.3 | 46   | 0  |
| 1959 | Meador, Ed               | 3   | 3     | 1.0  | 3    | 0  |
| 1960 | Britt, Charley           | 5   | 117   | 23.4 | 73t  | 1  |
| 1961 | Crow, Lindon             | 6   | 117   | 19.5 | 31   | 0  |
| 1962 | Crow, Lindon             | 5   | 100   | 20.0 | 65t  | 1  |
| 1963 | Meador, Ed               | 6   | 38    | 6.3  | 20   | 0  |
| 1964 | Richardson, Jerry        | 5   | 146   | 29.2 | 41   | 0  |
| 1965 | Martin, Aaron            | 2   | 60    | 30.0 | 37t  | 1  |



| Year | Player .....No.             | Yards | Avg. | Long | TD |
|------|-----------------------------|-------|------|------|----|
| 1966 | Williams, Clarence .....8   | 97    | 12.1 | 32t  | 1  |
| 1967 | Meador, Ed .....8           | 103   | 12.9 | 30t  | 2  |
| 1968 | Williams, Clarence .....7   | 51    | 7.3  | 36   | 0  |
| 1969 | Meador, Ed .....5           | 97    | 19.4 | 38t  | 2  |
| 1970 | Williams, Clarence .....5   | 108   | 21.6 | 65t  | 1  |
| 1971 | Howard, Gene .....6         | 99    | 16.5 | 35   | 0  |
| 1972 | Nettles, Jim .....6         | 168   | 28.0 | 43   | 0  |
| 1973 | Stukes, Charlie .....5      | 104   | 20.8 | 42   | 0  |
| 1974 | Elmendorf, Dave .....7      | 186   | 26.6 | 57t  | 2  |
| 1975 | Simpson, Bill .....6        | 90    | 15.0 | 29   | 0  |
| 1976 | Jackson, Monte .....10      | 173   | 17.3 | 46   | 3  |
| 1977 | Simpson, Bill .....6        | 157   | 26.2 | 42   | 0  |
| 1978 | Perry, Rod .....8           | 117   | 14.6 | 44t  | 3  |
| 1979 | Cromwell, Nolan .....5      | 109   | 21.8 | 34   | 0  |
| 1980 | Cromwell, Nolan .....8      | 140   | 17.5 | 34   | 1  |
| 1981 | Cromwell, Nolan .....5      | 94    | 18.8 | 94t  | 1  |
| 1982 | Perry, Rod .....3           | 57    | 19.0 | 33   | 0  |
| 1983 | Collins, Kirk .....5        | 113   | 22.6 | 58   | 0  |
| 1984 | Irvin, LeRoy .....5         | 166   | 33.2 | 81t  | 2  |
| 1985 | Green, Gary .....6          | 84    | 14.0 | 41t  | 1  |
| 1986 | Gray, Jerry .....8          | 101   | 12.6 | 28   | 0  |
| 1987 | Irvin, LeRoy .....2         | 47    | 23.5 | 47t  | 1  |
| 1988 | Johnson, Johnnie .....4     | 18    | 4.5  | 11   | 0  |
| 1989 | Gray, Jerry .....6          | 48    | 8.0  | 27t  | 1  |
| 1990 | Humphery, Bobby .....4      | 52    | 13.0 | 44t  | 1  |
| 1991 | Gray, Jerry .....3          | 83    | 27.7 | 59t  | 1  |
| 1992 | Henley, Darryl .....4       | 41    | 10.3 | 25   | 0  |
| 1993 | Bailey, Robert .....2       | 41    | 20.5 | 41   | 0  |
| 1994 | Pope, Marquez .....3        | 66    | 22.0 | 51   | 0  |
| 1995 | Wright, Toby .....6         | 79    | 13.2 | 27   | 0  |
| 1996 | Lyle, Keith .....9          | 152   | 16.9 | 68   | 0  |
| 1997 | McNeil, Ryan .....9         | 127   | 14.1 | 75t  | 1  |
| 1998 | Lyght, Todd .....3          | 30    | 10.0 | 17   | 0  |
|      | Lyle, Keith .....3          | 20    | 6.7  | 20   | 0  |
| 1999 | Lyght, Todd .....6          | 112   | 18.7 | 57t  | 1  |
| 2000 | McCleon, Dexter .....8      | 28    | 3.5  | 23   | 0  |
| 2001 | Bly, Dre' .....6            | 150   | 25.0 | 93t  | 2  |
| 2002 | Herring, Kim .....3         | 38    | 12.7 | 36   | 0  |
| 2003 | Fisher, Travis .....4       | 205   | 51.3 | 74t  | 2  |
|      | Williams, Aeneas .....4     | 82    | 20.5 | 46t  | 1  |
|      | Butler, Jerametrious .....4 | 72    | 18.0 | 45   | 0  |
|      | Polley, Tommy (LB) .....4   | 32    | 8.0  | 22   | 0  |
| 2004 | Butler, Jerametrious .....5 | 15    | 3.0  | 10   | 0  |
| 2005 | Furrey, Mike .....4         | 143   | 35.8 | 67t  | 1  |
| 2006 | Bartell, Ron .....3         | 63    | 21.0 | 38t  | 1  |
|      | Hill, Tye .....3            | 20    | 6.7  | 14   | 0  |
|      | Brown, Fakhir .....3        | 17    | 5.7  | 20   | 0  |
|      | Atogwe, Oshiomogho .....3   | 8     | 2.7  | 7    | 0  |
| 2007 | Atogwe, Oshiomogho .....8   | 125   | 15.6 | 52t  | 1  |
| 2008 | Atogwe, Oshiomogho .....5   | 91    | 18.2 | 43   | 0  |
| 2009 | Butler, James .....3        | 17    | 5.6  | 17   | 0  |
| 2010 | Feltcher, Bradley .....4    | 41    | 10.3 | 28   | 0  |
| 2011 | Gordy, Josh .....3          | 37    | 12.3 | 30   | 0  |
| 2012 | Jenkins, Janoris .....4     | 150   | 37.5 | 41t  | 3  |
| 2013 | Johnson, Trumaine .....3    | 36    | 12.0 | 29   | 0  |
| 2014 | Johnson, Trumaine .....3    | 69    | 23.0 | 43t  | 1  |
| 2015 | Johnson, Trumaine .....7    | 136   | 19.4 | 58t  | 1  |
| 2016 | Alexander, Maurice .....2   | 19    | 9.5  | 19   | 0  |
|      | Barron, Mark .....2         | 8     | 4.0  | 7    | 0  |
|      | McDonald, T.J. ....2        | 0     | 0.0  | 0    | 0  |
|      | Ogletree, Alec .....2       | 15    | 7.5  | 8    | 0  |

## TACKLES (Unofficial)

| Year | Player                | Solo | Assists | Total |
|------|-----------------------|------|---------|-------|
| 1962 | McKeever, Marlin (LB) | 58   | 31      | 89    |
| 1963 | Pardee, Jack (LB)     | 46   | 25      | 71    |
| 1964 | Jones, David (DE)     | 75   | 22      | 97    |
| 1965 | Jones, David (DE)     | 68   | 27      | 95    |
| 1966 | Jones, David (DE)     | 98   | 14      | 112   |
| 1967 | Jones, David (DE)     | 100  | 39      | 139   |
| 1968 | Jones, David (DE)     | 87   | 23      | 110   |
| 1969 | Jones, David (DE)     | 59   | 55      | 114   |
| 1970 | Pottios, Myton (LB)   | 62   | 26      | 88    |
| 1971 | McKeever, Marlin (LB) | 76   | 32      | 108   |
| 1972 | Robinson, Isiah (LB)  | 59   | 23      | 82    |
| 1973 | Reynolds, Jack (LB)   | 58   | 28      | 86    |
| 1974 | Reynolds, Jack (LB)   | 72   | 29      | 101   |
| 1975 | Reynolds, Jack (LB)   | 74   | 38      | 112   |
| 1976 | Reynolds, Jack (LB)   | 89   | 31      | 120   |
| 1977 | Elmendorf, Dave (S)   | 59   | 35      | 94    |
| 1978 | Youngblood, Jim (LB)  | 80   | 43      | 120   |



| Year | Player                  | Solo | Assists | Total |
|------|-------------------------|------|---------|-------|
| 1979 | Reynolds, Jack (LB)     | 83   | 61      | 144   |
| 1980 | Reynolds, Jack (LB)     | 81   | 38      | 119   |
| 1981 | Ekern, Carl (LB)        | 85   | 46      | 131   |
| 1982 | Andrews, George (LB)    | 47   | 20      | 67    |
| 1983 | Ekern, Carl (LB)        | 94   | 36      | 130   |
| 1984 | Collins, Jim (LB)       | 142  | 43      | 185   |
| 1985 | Collins, Jim (LB)       | 103  | 37      | 140   |
| 1986 | Newsome, Vince (S)      | 91   | 22      | 113   |
| 1987 | Collins, Jim (LB)       | 78   | 12      | 90    |
| 1988 | Ekern, Carl (LB)        | 64   | 29      | 93    |
| 1989 | Newsome, Vince (S)      | 64   | 25      | 89    |
| 1990 | Newsome, Vince (S)      | 74   | 18      | 92    |
| 1991 | Kelm, Larry (LB)        | 88   | 17      | 105   |
| 1992 | Greene, Kevin (LB)      | 75   | 12      | 87    |
| 1993 | Phifer, Roman (LB)      | 96   | 21      | 117   |
| 1994 | Conlan, Shane (LB)      | 82   | 24      | 106   |
| 1995 | Phifer, Roman (LB)      | 106  | 43      | 149   |
| 1996 | Phifer, Roman (LB)      | 123  | 47      | 170   |
| 1997 | Jones, Robert (LB)      | 72   | 43      | 115   |
| 1998 | Jenkins, Billy (S)      | 90   | 31      | 121   |
| 1999 | Fletcher, London (LB)   | 80   | 58      | 138   |
| 2000 | Fletcher, London (LB)   | 117  | 76      | 193   |
| 2001 | Fletcher, London (LB)   | 113  | 76      | 189   |
| 2002 | Archuleta, Adam (S)     | 101  | 48      | 149   |
| 2003 | Tinoisamoa, Pisa (LB)   | 70   | 51      | 121   |
| 2004 | Tinoisamoa, Pisa (LB)   | 100  | 45      | 145   |
| 2005 | Tinoisamoa, Pisa (LB)   | 91   | 43      | 134   |
| 2006 | Witherspoon, Will (LB)  | 104  | 32      | 136   |
| 2007 | Witherspoon, Will (LB)  | 103  | 29      | 132   |
| 2008 | Tinoisamoa, Pisa (LB)   | 88   | 47      | 135   |
| 2009 | Laurinaitis, James (LB) | 98   | 48      | 146   |
| 2010 | Laurinaitis, James (LB) | 98   | 16      | 114   |
| 2011 | Laurinaitis, James (LB) | 101  | 41      | 142   |
| 2012 | Laurinaitis, James (LB) | 132  | 42      | 174   |
| 2013 | Ogletree, Alec (LB)     | 124  | 31      | 155   |
| 2014 | Ogletree, Alec (LB)     | 110  | 59      | 169   |
| 2015 | Barron, Mark (LB/S)     | 107  | 28      | 135   |
| 2016 | Ogletree, Alec (LB)     | 132  | 39      | 171   |

## **SACKS (Not an official sack until 1982)**

| Year | Player               | No.  |
|------|----------------------|------|
| 1950 | Jack Zilly (DE)      | 7.0  |
| 1951 | Larry Brink (DE)     | 3.0  |
| 1952 | Andy Robustelli (DE) | 7.5  |
| 1953 | Andy Robustelli (DE) | 8.0  |
| 1954 | Andy Robustelli (DE) | 4.0  |
| 1955 | Andy Robustelli (DE) | 6.0  |
| 1956 | Paul Miller (DE)     | 6.0  |
| 1957 | Dick Daugherty (LB)  | 8.0  |
| 1958 | Lou Michaels (DE)    | 6.0  |
| 1959 | George Struger (DT)  | 5.0  |
| 1960 | Gene Brito (DE)      | 7.0  |
| 1961 | Lamar Lundy (DE)     | 11.0 |
| 1962 | Deacon Jones (DE)    | 12.0 |
| 1963 | Lamar Lundy (DE)     | 9.0  |
| 1964 | Deacon Jones (DE)    | 22.0 |
| 1965 | Deacon Jones (DE)    | 19.0 |
| 1966 | Deacon Jones (DE)    | 18.0 |
| 1967 | Deacon Jones (DE)    | 21.0 |
| 1968 | Deacon Jones (DE)    | 22.0 |
| 1969 | Deacon Jones (DE)    | 15.0 |
| 1970 | Deacon Jones (DE)    | 12.0 |
| 1971 | Coy Bacon (DE)       | 11.0 |
| 1972 | Coy Bacon (DE)       | 11.5 |
| 1973 | Jack Youngblood (DE) | 16.5 |
| 1974 | Jack Youngblood (DE) | 15.0 |
| 1975 | Jack Youngblood (DE) | 15.0 |
| 1976 | Jack Youngblood (DE) | 14.5 |
|      | Larry Brooks (DT)    | 14.5 |
| 1977 | Jack Youngblood (DE) | 8.5  |
| 1978 | Larry Brooks (DE)    | 8.0  |
| 1979 | Jack Youngblood (DE) | 18.0 |
| 1980 | Jack Youngblood (DE) | 11.5 |





| <b>Year</b> | <b>Player</b>                  | <b>No.</b>  |
|-------------|--------------------------------|-------------|
| 1981        | Jack Youngblood (DE)           | 12.5        |
| 1982        | Mike Fanning (DT)              | 5.0         |
| 1983        | Jack Youngblood (DE)           | 10.5        |
| 1984        | Jack Youngblood (DE) .....     | 9.5         |
| 1985        | Mike Wilcher (LB).....         | 12.5        |
| 1986        | Gary Jeter (DE) .....          | 8.0         |
| 1987        | Gary Jeter (DE) .....          | 7.0         |
| 1988        | Kevin Greene (LB).....         | 16.5        |
| 1989        | Kevin Greene (LB).....         | 16.5        |
| 1990        | Kevin Greene (LB).....         | 13.0        |
| 1991        | Kevin Greene (LB).....         | 3.0         |
|             | Gerald Robinson (DE).....      | 3.0         |
| 1992        | Kevin Greene (LB).....         | 10.0        |
| 1993        | Sean Gilbert (DT).....         | 10.5        |
| 1994        | Robert Young (DE).....         | 6.5         |
| 1995        | D'Marco Farr (DT).....         | 11.0        |
| 1996        | Kevin Carter (DE).....         | 9.5         |
| 1997        | Leslie O'Neal (DE).....        | 10.0        |
| 1998        | Kevin Carter (DE).....         | 12.0        |
| 1999        | Kevin Carter (DE).....         | 17.0        |
| 2000        | Grant Wistrom (DE).....        | 11.0        |
| 2001        | Leonard Little (DE) .....      | 14.5        |
| 2002        | Leonard Little (DE) .....      | 12.0        |
| 2003        | Leonard Little (DE) .....      | 12.5        |
| 2004        | Bryce Fisher (DE).....         | 8.5         |
| 2005        | Leonard Little (DE) .....      | 9.5         |
| 2006        | Leonard Little (DE) .....      | 13.0        |
| 2007        | Will Witherspoon (LB).....     | 7.0         |
| 2008        | James Hall (DE) .....          | 6.5         |
| 2009        | Leonard Little (DE) .....      | 6.5         |
| 2010        | James Hall (DE) .....          | 10.5        |
| 2011        | Chris Long (DE).....           | 13.0        |
| 2012        | Chris Long (DE).....           | 11.5        |
| <b>2013</b> | <b>Robert Quinn (DE) .....</b> | <b>19.0</b> |
| <b>2013</b> | <b>Robert Quinn (DE) .....</b> | <b>10.5</b> |
| <b>2015</b> | <b>Aaron Donald (DT).....</b>  | <b>11.0</b> |
| <b>2016</b> | <b>Aaron Donald (DT).....</b>  | <b>8.0</b>  |



# INDIVIDUAL RECORDS



## SERVICE

### Most Seasons

|    |   |
|----|---|
| 20 | Jackie Slater, 1976-95  |
| 15 | Charlie Cowan, 1961-75<br>Joe Scibelli, 1961-75<br>Merlin Olsen, 1962-76  |
| 14 | Jack Youngblood, 1971-84<br>Doug Smith, 1978-91<br>Isaac Bruce, 1994-2007 |

### Most Games Played

|     |                        |
|-----|------------------------|
| 259 | Jackie Slater, 1976-95 |
| 208 | Merlin Olsen, 1962-76  |
| 206 | Charlie Cowan, 1961-75 |

### Most Consecutive Games Played

|     |                          |
|-----|--------------------------|
| 201 | Jack Youngblood, 1971-84 |
| 198 | Merlin Olsen, 1962-76    |
| 184 | Tom Mack, 1966-1978      |

## SCORING

### Most Seasons Leading Team

|   |  |
|---|--|
| 9 | Jeff Wilkins, 1997-99, 2002-07                   |
| 7 | Bob Waterfield, 1946-52                          |
| 6 | Bruce Gossett, 1964-69<br>Mike Lansford, 1982-90 |

### Most Consecutive Seasons Leading Team

|   |  |
|---|--|
| 6 | Bruce Gossett, 1964-69<br>Mike Lansford, 1984-89<br>Bob Waterfield, 1945-50<br>Jeff Wilkins, 2002-07 |
| 5 | David Ray, 1970-74<br><b>Greg Zuerlein, 2012-present</b>   |
| 4 | Danny Villaneuva, 1960-63<br>Tony Zendejas, 1991-94  |

## POINTS

### Career

|       |   |
|-------|---|
| 1,223 | Jeff Wilkins, 1997-2007 (428 pat, 265 fg)       |
| 789   | Mike Lansford, 1982-90 (315 pat, 158 fg)        |
| 573   | Bob Waterfield, 1945-52 (13 td, 315 pat, 60 fg) |

### Season

|     |   |
|-----|---|
| 163 | Jeff Wilkins, 2003 (39 fg, 46 pat)              |
| 160 | Marshall Faulk, 2000 (26 td, 2 two-point conv.) |
| 131 | Jeff Wilkins, 2006 (32 fg, 35 pat)              |

### Season, Rookie

|           |  |
|-----------|--|
| 120       | Eric Dickerson, 1983 (20 td)               |
| 118       | Frank Corral, 1978 (31 pat, 29 fg)         |
| <b>95</b> | <b>Greg Zuerlein, 2012 (26 pat, 23 fg)</b> |

### Game

|           |  |
|-----------|--|
| 24        | Bob Shaw, vs. Washington, 12/11/49 (4 td)<br>Elroy Hirsch, vs. New York Yanks, 9/28/51 (4 td)<br>Harold Jackson, vs. Dallas, 10/14/73 (4 td)<br>Az-Zahir Hakim, @ Cincinnati, 10/3/99 (4 td)<br>Isaac Bruce, vs. San Francisco, 10/10/99 (4 td)<br>Marshall Faulk, @ San Francisco, 10/29/00 (4 td)<br>Marshall Faulk, vs. Minnesota, 12/10/00 (4 td)<br>Marshall Faulk, @ Tampa Bay, 12/18/00 (4 td)<br>Marshall Faulk, vs. Indianapolis, 12/30/01 (4 td)<br>Marshall Faulk, vs. Seattle, 10/20/02 (4 td)<br>Steven Jackson, @ Minnesota, 12/31/06 (4 td) |
| <b>23</b> | <b>Greg Zuerlein, @ Dallas, 10/1/17 (7 fg, 2 pat)</b>  |
| 21        | Jeff Wilkins, vs. San Diego, 10/1/00 (5 fg, 6 pat)   |
| <b>18</b> | <b>Many times, last by Todd Gurley, at San Francisco 9/21/17 (3 td)</b>  |

## Game, Opponent

|    |  |
|----|--|
| 26 | Gordy Soltau, @ San Francisco, 10/28/51 (3 td, 1 fg, 5 pat)  |
| 24 | Many times, last by Ron Moore, @ Phoenix, 12/4/93 (4 td)     |
| 21 | Two times, last by Rich Karlis, @ Minnesota, 11/15/89 (7 fg) |

## TOUCHDOWNS

### Career

|    |  |
|----|--|
| 85 | Marshall Faulk, 1999-2006 (58 r, 27 p) |
| 84 | Isaac Bruce, 1994-2007 (84 p)          |
| 74 | Torry Holt, 1999-2008 (74 p)           |

### Season

|    |                                  |
|----|----------------------------------|
| 26 | Marshall Faulk, 2000 (18 r, 8 p) |
| 21 | Marshall Faulk, 2001 (12 r, 9 p) |
| 20 | Eric Dickerson, 1983 (18 r, 2 p) |

### Game

|   |   |
|---|---|
| 4 | Bob Shaw, vs. Washington, 12/11/49 (4 p)<br>Elroy Hirsch, vs. New York Yanks, 9/28/51 (4 p)<br>Harold Jackson, vs. Dallas, 10/14/73 (4 p)<br>Az-Zahir Hakim, @ Cincinnati, 10/3/99 (3p, 1 pr)<br>Isaac Bruce, vs. San Francisco, 10/10/99 (4 p)<br>Marshall Faulk, @ San Francisco, 10/29/00 (2 r, 2 p)<br>Marshall Faulk, vs. Minnesota, 12/10/00 (4 r)<br>Marshall Faulk, @ Tampa Bay, 12/18/00 (3 r, 1 p)<br>Marshall Faulk, vs. Indianapolis, 12/30/01 (3 r, 1 p)<br>Marshall Faulk, vs. Seattle, 10/20/02 (3 r, 1 p)<br>Steven Jackson, @ Minnesota, 12/31/06 (3 r, 1 p) |
| 3 | <b>Many times, last by Todd Gurley, at San Francisco 9/21/17 (2 rec. 1 rush)</b>  |
| 2 | <b>Many times, last by Todd Gurley, vs. Washington 9/17/17 (1 rec. 1 rush)</b>  |

## Game, Opponent

|   |   |
|---|---|
| 4 | Lenny Moore, @ Baltimore, 10/16/60 (4 r)<br>Ron Moore, @ Phoenix, 12/4/93 (4 r) |
| 3 | Many times, last by Torrey Smith, Baltimore, 9/25/11                            |
| 2 | Many times, last by Michael Thomas, New Orleans, 11/27/16                       |

## Most Consecutive Games Scoring Touchdown

|    |  |
|----|--|
| 11 | Elroy Hirsch, 1950-51                      |
| 10 | Eric Dickerson, 1983<br>Greg Bell, 1988-89 |
| 9  | Marshall Faulk, 2001-02                    |

## POINTS AFTER TOUCHDOWN

### Most Attempted, Career

|     |                         |
|-----|-------------------------|
| 429 | Jeff Wilkins, 1997-2007 |
| 336 | Bob Waterfield, 1945-52 |
| 325 | Mike Lansford, 1982-90  |

### Most Attempted, Season

|    |                      |
|----|----------------------|
| 64 | Jeff Wilkins, 1999   |
| 58 | Bob Waterfield, 1950 |
| 52 | Frank Corral, 1980   |

### Most Attempted, Game

|   |   |
|---|---|
| 9 | Bob Waterfield vs. Baltimore, 10/22/50  |
| 8 | Paige Cothren, vs. San Francisco, 11/9/58<br>Tom Dempsey, vs. Atlanta, 12/4/76<br>Chip Lohmiller, vs. Atlanta, 11/10/96 |
| 7 | Many times, last by Greg Zuerlein, vs. Oak., 11/30/14   |

\*NFL Record

† Ties NFL Record



### Most Made, Career

|     |   |
|-----|---|
| 428 | Jeff Wilkins, 1997-2007                           |
| 315 | Bob Waterfield, 1945-52<br>Mike Lansford, 1982-90 |
| 211 | Bruce Gossett, 1964-69                            |

### Most Made, Season

|    |                      |
|----|----------------------|
| 64 | Jeff Wilkins, 1999   |
| 58 | Jeff Wilkins, 2001   |
| 54 | Bob Waterfield, 1950 |

### Most Made, Game

|    |  |
|----|--|
| †9 | Bob Waterfield, vs. Baltimore, 10/22/50  |
| 8  | Paige Cothren, vs. San Francisco, 11/9/58  |
| 7  | Bob Waterfield, @ New York Giants, 11/14/48<br>Bruce Gossett, vs. New York Giants, 11/13/66<br>Jeff Wilkins, vs. Carolina 11/11/01 |

**Greg Zuerlein, vs. Oakland, 11/30/14**

### Most Made, Game, Opponent

|   |  |
|---|--|
| 8 | Tom Feamster, @ Baltimore, 11/25/56<br>Cliff Patton, @ Philadelphia, 10/7/50 |
| 7 | Bob Jencks, vs. Chicago, 10/13/63  |
| 6 | Many times, last by S. Gostkowski, vs. NE, 10/28/12                          |

### Most Consecutive Made

|     |                         |
|-----|-------------------------|
| 371 | Jeff Wilkins, 1999-2007 |
| 165 | Bruce Gossett, 1965-69  |
| 102 | David Ray, 1970-72      |

### Highest Percentage Made, Career (83 attempts)

|             |  |
|-------------|--|
| 99.8        | Jeff Wilkins, 1997-2007 (403-404)            |
| 98.7        | Josh Brown, 2008-11 (79-80)                  |
| 98.2        | Danny Villanueva, 1960-63 (111-113)          |
| <b>98.1</b> | <b>Greg Zuerlein, 2012-present (158-161)</b> |

### Most Made, No Misses, Season

|    |                     |
|----|---------------------|
| 64 | Jeff Wilkins, 1999  |
| 58 | Jeff Wilkins, 2001  |
| 51 | Mike Lansford, 1989 |

## TWO-POINT CONVERSIONS

### Most Two Point Conversions, Career

|   |  |
|---|--|
| 7 | Marshall Faulk, 1999-2006  |
| 3 | Isaac Bruce, 1994-2007   |
| 2 | Jerome Bettis, 1993-95<br>Tony Banks, 1996-98<br>Ricky Proehl, 1998-2002 |

### Most Two Point Conversions, Season

|   |   |
|---|---|
| 2 | Jerome Bettis, 1994<br>Marshall Faulk, 2000<br>Marshall Faulk, 2004       |
| 1 | Many times, last by Sam Bradford, Benny<br>Cunningham & Isaiah Pead, 2013 |

### Most Two Point Conversions, Game

|   |   |
|---|---|
| 2 | Marshall Faulk, vs. Atlanta, 10/15/00 (2 runs)              |
| 1 | Many times, last by Jared Cook, vs. San Francisco, 11/01/15 |

### Most Two Point Conversions, Opponent, Season

|   |                                |
|---|--------------------------------|
| 2 | Terance Mathis, Atlanta, 1994  |
| 2 | Reggie Bush, New Orleans, 2007 |

### Most Two Point Conversions, Opponent, Game

|   |   |
|---|---|
| 2 | Reggie Bush, @ New Orleans, 11/11/07 (2 runs)                   |
| 1 | Many times, last by Marshawn Lynch, vs. Sea.,<br>9/13/15 (rush) |

## FIELD GOALS

### Most Attempted, Career

|     |                         |
|-----|-------------------------|
| 328 | Jeff Wilkins, 1997-2007 |
| 217 | Mike Lansford, 1982-90  |
| 207 | Bruce Gossett, 1964-69  |

### Most Attempted, Season

|    |                     |
|----|---------------------|
| 49 | Bruce Gossett, 1966 |
| 47 | David Ray, 1973     |
| 45 | David Ray, 1970     |

### Most Attempted, Game

|          |  |
|----------|--|
| 7        | Bob Waterfield, vs. Detroit, 12/9/51<br>Jeff Wilkins, vs. Denver, 9/10/06<br><b>Greg Zuerlein, @ Dallas, 10/1/17</b> |
| 6        | Five times, last by David Ray, @ New Orleans,<br>11/26/72  |
| <b>5</b> | <b>Many times, Last by Greg Zuerlein, vs. Denver, 11/17/14</b>   |

### Most Attempted, Opponent, Game

|   |  |
|---|--|
| 7 | Rich Karlis, @ Minnesota, 11/5/89                            |
| 6 | Five times, last by John Carney, vs. New Orleans,<br>9/26/04 |
| 5 | Many times, last by Blair Walsh, vs MIN, 12/16/12            |

### Most Made, Career

|            |                                    |
|------------|------------------------------------|
| 265        | Jeff Wilkins, 1997-2007            |
| 158        | Mike Lansford, 1982-90             |
| <b>133</b> | <b>Greg Zuerlein, 2012-Present</b> |

### Most Made, Season

|    |                    |
|----|--------------------|
| 39 | Jeff Wilkins, 2003 |
| 33 | Josh Brown, 2010   |
| 32 | Jeff Wilkins, 2006 |

### Most Made, Season, Rookie

|           |   |
|-----------|---|
| 29        | Frank Corral, 1978                          |
| <b>23</b> | <b>Greg Zuerlein, 2012</b>                  |
| 18        | Bruce Gossett, 1964<br>Rafael Septien, 1977 |

### Most Made, Game

|          |  |
|----------|--|
| <b>7</b> | <b>Greg Zuerlein, @ Dallas, 10/1/17</b>                        |
| 6        | Jeff Wilkins, vs. Denver, 9/10/06                              |
| <b>5</b> | <b>Four times, last by Greg Zuerlein, vs. Denver, 11/16/14</b> |

### Most Made, Opponent, Game

|   |  |
|---|--|
| 7 | Rich Karlis, @ Minnesota 11/5/89                 |
| 5 | Many times, last by C. Catanzaro, @ ARI, 10/4/15 |
| 4 | Many times, last by Phil Dawson, @ SF, 1/3/16    |

### Most Consecutive Field Goals Made

|           |                                    |
|-----------|------------------------------------|
| 30        | Jeff Wilkins, 1999-2001            |
| 19        | Jeff Wilkins, 2003                 |
| <b>18</b> | <b>Greg Zuerlein, 2016-present</b> |

### Most Consecutive Games, Made Field Goal

|    |                        |
|----|------------------------|
| 27 | Jeff Wilkins, 2002-04  |
| 20 | David Ray, 1970-71     |
| 19 | Bruce Gossett, 1967-68 |

### Longest Field Goal

|           |  |
|-----------|--|
| <b>61</b> | <b>Greg Zuerlein, at Minnesota 11/8/15</b>                                 |
| <b>60</b> | <b>Greg Zuerlein, vs. Seattle, 9/30/12</b>                                 |
| <b>58</b> | <b>Greg Zuerlein, vs. Seattle, 9/30/12</b>                                 |
| 57        | Jeff Wilkins, vs. Arizona, 9/27/98   |
| <b>56</b> | <b>Twice, Greg Zuerlein, at Chicago, 9/23/12<br/>vs. Minnesota, 9/7/14</b> |

### Longest Field Goal, Opponent

|    |  |
|----|--|
| 56 | Joe Nedney, vs. San Francisco, 12/24/05  |
| 55 | Adam Vinatieri, vs. New England, 12/13/98<br>Jay Feely, @ New York Jets, 11/9/08 |
| 54 | Four times, last by Robbie Gould, at Chicago, 9/24/12                            |

### Most Made, 50 or More Yards, Career

|           |                                    |
|-----------|------------------------------------|
| 26        | Jeff Wilkins, 1997-2007            |
| <b>20</b> | <b>Greg Zuerlein, 2012-Present</b> |
| 15        | Josh Brown, 2008-2011              |
| 8         | Tony Zendejas, 1991-94             |



### Most Made, 50 or More Yards, Season

- 7 **Greg Zuerlein, 2012**
- 6 Tony Zendejas, 1993  
Josh Brown, 2008  
Josh Brown, 2009
- 4 Jeff Wilkins, 2003, 2004, 2005  
**Greg Zuerlein, 2014**

### Most Made, 50 or More Yards, Game

- 2 **Seven times, last by Greg Zuerlein, @ MIN, 11/8/15**
- 1 **Many times, last by Greg Zuerlein, vs. IND, 9/10/17**

### Most Made, 50 or More Yards, Game, Opponent

- 3 Blair Walsh, vs. Minnesota, 12/16/12
- 2 Tom Dempsey, vs. New Orleans, 12/6/70  
Mick Luckhurst, vs. Atlanta, 10/7/84  
John Carney, vs. New Orleans, 9/26/04  
Nick Folk, vs. New York Jets, 11/19/12

### Highest Field Goal Percentage, Career (50 attempts)

- 81.88 Josh Brown, 2008-11 (104-127)
- 81.13 Greg Zuerlein, 2012-present (129-159)**
- 80.79 Jeff Wilkins, 1997-2007 (265-328)
- 79.52 Tony Zendejas, 1991-94 (66-83)

### Highest Field Goal Percentage, Season

- 100.0 Tony Zendejas, 1991 (17-17)  
Jeff Wilkins, 2000 (17-17)
- 92.86 Jeff Wilkins, 2003 (39-42)
- 92.59 Greg Zuerlein, 2013 (25-27)**

## SAFETIES

### Most, Career

- 3 Kevin Greene, 1985-92
- 2 Fred Dryer, 1972-81  
Jack Youngblood, 1971-84  
Kevin Carter, 1995-2000

### Most, Season

- †2 Fred Dryer, 1973

### Most, Game

- \*2 Fred Dryer, vs. Green Bay, 10/21/73
- 1 **Many players, last by Morgan Fox, vs. IND 9/10/17**

### Most, Game, Opponent

- 1 Many times, last by John Abraham, at Arizona, 12/8/13

## RUSHING

### Most Seasons Leading Team

- 8 Steven Jackson, 2005-12
- 6 Marshall Faulk, 1999-2006
- 5 Lawrence McCutcheon, 1973-77
- 4 Dick Bass, 1962-66  
Eric Dickerson, 1983-86

### Most Consecutive Seasons Leading Team

- 8 Steven Jackson, 2005-12
- 6 Marshall Faulk, 1999-2006
- 5 Lawrence McCutcheon, 1973-77
- 4 Eric Dickerson, 1983-86

## ATTEMPTS

### Career

- 2,395 Steven Jackson, 2004-12
- 1,525 Eric Dickerson, 1983-87
- 1,447 Marshall Faulk, 1999-2006

### Season

- 404 Eric Dickerson, 1986
- 390 Eric Dickerson, 1983
- 379 Eric Dickerson, 1984

### Season, Rookie

- †390 Eric Dickerson, 1983
- 294 Jerome Bettis, 1993
- 250 Zac Stacy, 2013

### Game

- 39 Jerome Bettis, vs. Chicago, 1/2/94
- 38 Eric Dickerson, @ St. Louis, 9/7/86
- 36 Charles White, @ Philadelphia, 9/15/85

### Game, Opponent

- 41 Rodney Hampton, @ New York Giants, 9/19/93  
Gerald Riggs, @ Atlanta, 11/17/85
- 35 Lynn Cain, Atlanta, 10/7/84  
Gerald Riggs, Atlanta, 10/12/86
- 33 Shaun Alexander, @ Seattle, 11/13/05  
Maurice Jones-Drew, @ Jacksonville, 10/18/09

## YARDS GAINED

### Career

- 10,135 Steven Jackson, 2004-12
- 7,245 Eric Dickerson, 1983-87
- 6,959 Marshall Faulk, 1999-2006

### Season

- \*2,105 Eric Dickerson, 1984
- 1,821 Eric Dickerson, 1986
- 1,808 Eric Dickerson, 1983

### Season, Rookie

- 1,808 Eric Dickerson, 1983
- 1,429 Jerome Bettis, 1993
- 1,106 Todd Gurley, 2015**
- 973 Zac Stacy, 2013

### Game

- 247 Willie Ellison, vs. New Orleans, 12/5/71
- 223 Tom Wilson, vs. Green Bay, 12/16/56
- 221 Greg Bell, vs. Green Bay, 9/24/89

### Game, Rookie

- 223 Tom Wilson, vs. Green Bay, 12/16/56
- 212 Jerome Bettis, @ New Orleans, 12/12/93
- 199 Eric Dickerson, vs. Detroit, 10/2/83
- 159 Todd Gurley, @ Green Bay, 10/11/15**

### Game, Opponent

- 253 DeMarco Murray, @ Dallas, 10/23/11
- 237 Jim Brown, @ Cleveland, 11/24/57
- 228 Beanie Wells, vs. Arizona, 11/27/11
- 212 Adrian Peterson, vs. Minnesota, 12/16/12

### Longest Run

- 92t Kenny Washington, @ Chicago Cardinals, 11/2/47
- 89t Tre Mason, vs. Oakland, 11/20/14
- 85t Eric Dickerson, @ New York Jets, 9/25/83
- 84t Tom Harmon, @ Chicago Bears, 10/13/46

### Longest Run, Opponents

- 91t DeMarco Murray, @ Dallas, 10/23/11
- 82t Adrian Peterson, vs. Minnesota, 12/16/12
- 80 Jamaal Charles, vs. Kansas City, 12/19/10
- 76t Najeh Davenport, vs. Green Bay, 10/19/03

### Most Seasons, 1,000 or More Yards

- 8 Steven Jackson, 2005-12
- 4 Lawrence McCutcheon, 1973-74, 1976-77  
Eric Dickerson, 1983-86
- 3 Marshall Faulk, 1999-01
- 2 Dick Bass, 1962, 1966  
Wendell Tyler, 1979, 1981  
Greg Bell, 1988-89  
Jerome Bettis, 1993-94

### Most Consecutive Seasons, 1,000 or More Yards

- 8 Steven Jackson, 2005-12
- 4 Eric Dickerson, 1983-86
- 3 Marshall Faulk, 1999-01



**Most Games, 100 or More Yards, Career**

38 Eric Dickerson, 1983-87  
 33 Steven Jackson, 2004-12  
 27 Marshall Faulk, 1999-2006

**Most Games, 100 or More Yards, Season**

11 Eric Dickerson, 1984  
 9 Eric Dickerson, 1983  
 7 Jerome Bettis, 1993  
 Marshall Faulk, 1999  
 Steven Jackson, 2009

**Most Consecutive Games, 100 or More Yards**

6 Eric Dickerson, 1984  
 5 Eric Dickerson, 1986  
 4 Eric Dickerson, 1983, 1984  
 Jerome Bettis, 1994  
 Marshall Faulk, 1999  
 Marshall Faulk, 2003  
 Steven Jackson, 2009

**AVERAGE GAIN****Career (500 att.)**

5.182 Dan Towler, 1950-55 (674-3,493)  
 4.833 Paul (Tank) Younger, 1949-57 (682-3,296)  
 4.809 Marshall Faulk, 1999-2006 (1,447-6,959)

**Season (Qualifiers)**

7.40 Kenny Washington, 1947 (60-444)  
 7.26 Skeet Quinlan, 1953 (97-705)  
 6.77 Dan Towler, 1951 (126-854)

**Game (10 att.)**

14.6 Dan Towler, @ Baltimore, 11/22/53 (14-205)  
 13.2 Kenny Washington, @ Chicago Cardinals, 11/2/47  
 (11-145)  
 13.1 Dan Towler, @ Green Bay, 10/21/51 (11-144)

**Game (10 att.), Opponent**

13.8 George Talaferro, vs. New York Yanks, 11/18/51  
 (12-166)  
 13.3 Frank Reagan, vs. New York Giants, 12/1/46 (10-133)  
 12.6 Delvin Williams, vs. Miami, 11/9/80 (12-151)

**RUSHING TOUCHDOWNS****Career**

58 Marshall Faulk, 1999-2006  
 56 Eric Dickerson, 1983-87  
 56 Steven Jackson, 2004-12

**Season**

18 Eric Dickerson, 1983  
 Marshall Faulk, 2000  
 16 Greg Bell, 1988  
 15 Greg Bell, 1989

**Season, Rookie**

†18 Eric Dickerson, 1983  
**10 Todd Gurley, 2015**  
 7 Jerome Bettis, 1993  
 7 Zac Stacy, 2013  
 6 Dan Towler, 1952

**Game**

4 Marshall Faulk, vs. Minnesota, 12/10/00  
 3 Many times, last by Steven Jackson, vs. Dallas,  
 11/19/08

**Game, Opponent**

4 Jim Brown, @ Cleveland, 11/24/57  
 Ron Moore, @ Phoenix, 12/4/93  
 3 Many times, last by Maurice Jones-Drew,  
 @ Jacksonville, 10/18/09  
 2 Many times, last by Beanie Wells, @ARI, 11/25/12

**PASSING****Most Seasons Leading Team**

9 Roman Gabriel, 1963-72  
 8 Jim Everett, 1986-92  
 Marc Bulger, 2002-09  
 6 Norm Van Brocklin, 1950, 1952-1955, 1957

**Most Consecutive Seasons Leading Team**

9 Roman Gabriel, 1963-72  
 8 Jim Everett, 1986-92  
 Marc Bulger, 2002-09  
 4 Norm Van Brocklin, 1952-1955

**RATING****Highest, Career (1,500 att.)**

97.2 Kurt Warner, 1998-2003  
 84.4 Marc Bulger, 2001-09  
 79.3 Sam Bradford, 2010-

**Highest, Season (Qualifiers)**

109.2 Kurt Warner, 1999  
 101.8 Trent Green, 2000  
 101.4 Kurt Warner, 2001

**Season, Rookie (Qualifiers)**

81.8 Dieter Brock, 1985  
 76.5 Sam Bradford, 2010  
 72.4 Bob Waterfield, 1945

**ATTEMPTS****Career**

3,313 Roman Gabriel, 1962-72  
 3,277 Jim Everett, 1986-93  
 3,171 Marc Bulger, 2001-09

**Season**

590 Sam Bradford, 2010  
 588 Marc Bulger, 2006  
 554 Jim Everett, 1990

**Season, Rookie**

590 Sam Bradford, 2010  
 368 Tony Banks, 1996  
 365 Dieter Brock, 1985

**Game**

62 Marc Bulger, @ New York Giants, 10/2/05  
 56 Marc Bulger, @ San Francisco, 9/11/05  
 55 Mark Rypien, vs. Buffalo, 12/10/95  
 Marc Bulger, vs. Chicago, 12/11/06  
 Sam Bradford, vs. Minnesota, 12/16/12  
 Sam Bradford, vs. Arizona, 9/12/10  
 Sam Bradford, at Atlanta, 9/15/13

**Game, Opponent**

58 Kent Graham, @ Arizona, 9/29/96  
 56 Drew Brees, vs. New Orleans, 12/15/2013  
 54 Peyton Manning, vs. Denver, 11/16/14  
 52 Tony Eason, vs. New England, 11/16/86  
 Neil Lomax, @ St. Louis, 11/4/84  
 Mark Brunell vs. Jacksonville, 10/20/96  
 Ryan Lindley, @ Arizona, 11/25/12

**COMPLETIONS****Career**

1,969 Marc Bulger, 2001-09  
 1,847 Jim Everett, 1986-93  
 1,705 Roman Gabriel, 1962-72

**Season**

375 Kurt Warner, 2001  
 370 Marc Bulger, 2006  
 354 Sam Bradford, 2010





## TOUCHDOWNS CONTINUED

|             |   |
|-------------|---|
| <b>Game</b> |   |
| 5           | Bob Waterfield, vs. New York Bulldogs, 11/27/49<br>Norm Van Brocklin, vs. Detroit, 10/29/50<br>Norm Van Brocklin, @. New York Yanks, 9/28/51<br>Bob Waterfield, vs. Green Bay, 12/16/51<br>Roman Gabriel, vs. Cleveland, 12/12/65<br>Vince Ferragamo, vs. New Orleans, 11/2/80<br>Vince Ferragamo, vs. San Francisco, 10/23/83<br>Jim Everett, @ New York Giants, 9/25/88<br>Kurt Warner, vs. San Francisco, 10/10/99 |
| 4           | Many times, last by Marc Bulger, vs. Washington, 12/24/06   |
| 3           | <b>Many times, last by Jared Goff, @ San Francisco, 9/21/17</b>   |

### Game, Opponent

|   |   |
|---|---|
| 5 | Dan Marino, vs. Miami, 12/14/86   |
| 4 | Jeff George, @ Oakland, 9/28/97<br>Eli Manning, @ New York Giants, 10/2/05<br>Tom Brady, vs. New England, 10/28/12<br>Drew Brees, vs. New Orleans, 11/20/16 |
| 3 | Many times, last by E. Manning, vs. NYG, 12/21/14   |

### Most Games, Four or More Touchdowns Passes, Career

|   |  |
|---|--|
| 6 | Norm Van Brocklin, 1949-57<br>Jim Everett, 1986-93 |
| 5 | Vince Ferragamo, 1977-80, 1982-84                  |
| 4 | Roman Gabriel, 1962-72                             |

### Most Games, Four or More Touchdowns Passes, Season

|   |  |
|---|--|
| 4 | Vince Ferragamo, 1980  |
| 3 | Kurt Warner, 2001  |
| 2 | Norm Van Brocklin, 1957<br>Jim Everett, 1988<br>Jim Everett, 1990<br>Kurt Warner, 2000 |

## HAD INTERCEPTED

|  |   |
|--|---|
| <b>Career</b>  |   |
| 128  | Bob Waterfield, 1945-52   |
| 127  | Norm Van Brocklin, 1949-57  |
| 123  | Jim Everett, 1986-93  |
| <b>Season</b>  |   |
| 24   | Bob Waterfield, 1949  |
| 23   | Vince Ferragamo, 1983   |
| 22   | Bill Wade, 1958<br>Kurt Warner, 2001<br>Marc Bulger, 2003   |
| <b>Game</b>  |   |
| 7  | Parker Hall, vs. Green Bay, 11/18/42<br>Bob Waterfield, @ Green Bay, 10/17/58   |
| 6  | Norm Van Brocklin, vs. Baltimore, 12/4/54<br>Bill Wade, vs. Detroit, 10/26/56<br>Norm Van Brocklin, vs. Detroit, 10/13/57<br>Chris Chandler, @ Carolina, 12/12/04 |
| 5  | Norm Van Brocklin, @ San Francisco, 10/28/51<br>Ryan Fitzpatrick, @ Minnesota, 12/11/05<br>Gus Frerotte, @ Baltimore, 10/14/07                                    |
| <b>Most Consecutive Passes Attempted, None Intercepted</b> |   |
| 249  | Marc Bulger, 2005-06  |
| 206  | Roman Gabriel, 1968-69  |
| 169  | *Sam Bradford, 2010   |

## LOWEST PERCENTAGE PASSES INTERCEPTED

|                          |                                |
|--------------------------|--------------------------------|
| <b>Career (500 att.)</b> |                                |
| 2.15                     | Sam Bradford, 2010- (1,760-38) |

|      |                                    |
|------|------------------------------------|
| 2.93 | Marc Bulger, 2001-09 (3,171-93)    |
| 3.38 | Roman Gabriel, 1962-72 (3,313-112) |

### Season (Qualifiers)

|      |                             |
|------|-----------------------------|
| 1.40 | Marc Bulger, 2006 (588-8)   |
| 1.75 | Roman Gabriel, 1969 (399-7) |
| 2.08 | Trent Green, 2000 (240-5)   |

### Season, Rookie (Qualifiers)

|      |                             |
|------|-----------------------------|
| 2.54 | Sam Bradford, 2010 (590-15) |
| 3.56 | Dieter Brock, 1985 (365-13) |
| 4.07 | Tony Banks, 1996 (368-15)   |

## TIMES SACKED

### Career

|     |                        |
|-----|------------------------|
| 279 | Roman Gabriel, 1962-72 |
| 254 | Marc Bulger, 2001-09   |
| 186 | Jim Everett, 1986-93   |

### Season

|    |   |
|----|---|
| 51 | Dieter Brock, 1985                      |
| 49 | Marc Bulger, 2006                       |
| 48 | Roman Gabriel, 1966<br>Tony Banks, 1996 |

### Game

|    |  |
|----|--|
| 10 | Bill Munson, @ San Francisco, 12/6/64<br>James Harris, vs. San Francisco, 10/11/76 |
| 8  | Roman Gabriel, @ Green Bay, 9/25/66<br>Tony Banks, vs. San Francisco, 10/25/98     |
| 7  | <b>Many times, Last by Jared Goff vs. Arizona, 1/1/17</b>                          |

### Game, Opponent

|    |   |
|----|---|
| 10 | Bob Barry, vs. Atlanta 9/28/65  |
| 9  | Mike Ray, vs. Tampa Bay, 11/5/78<br>Dave Wilson, vs. New Orleans, 11/3/85<br>Steve Beuerlein, @ Los Angeles Raiders, 9/18/88<br>Rob Johnson, @ Buffalo, 9/20/98<br>Kevin Kolb, vs. Arizona, 10/4/12 |
| 8  | Joe Montana, @ San Francisco, 12/18/88<br>Daunte Culpepper, vs. Minnesota, 11/30/03   |
| 8  | Colin Kaepernick, @ San Francisco, 11/3/15  |

## PASS RECEIVING

### RECEPTIONS

#### Most Seasons Leading Team

|   |                       |
|---|-----------------------|
| 9 | Henry Ellard, 1984-93 |
| 7 | Torry Holt, 1999-2008 |
| 5 | Tom Fears, 1948-55    |

#### Most Consecutive Seasons Leading Team

|   |                       |
|---|-----------------------|
| 8 | Henry Ellard, 1984-91 |
| 7 | Torry Holt, 2002-08   |
| 4 | Jim Phillips, 1960-63 |

### Career

|     |                         |
|-----|-------------------------|
| 942 | Isaac Bruce, 1994-2007  |
| 869 | Torry Holt, 1999-2008   |
| 593 | Henry Ellard, 1983-1993 |

### Season

|     |                   |
|-----|-------------------|
| 119 | Isaac Bruce, 1995 |
| 117 | Torry Holt, 2003  |
| 102 | Torry Holt, 2005  |

### Season, Rookie

|    |                      |
|----|----------------------|
| 54 | Eddie Kennison, 1996 |
| 53 | Donnie Avery, 2008   |
| 52 | Torry Holt, 1999     |

### Season, Running Back

|    |                      |
|----|----------------------|
| 90 | Steven Jackson, 2006 |
| 87 | Marshall Faulk, 1999 |
| 83 | Marshall Faulk, 2001 |



|  |  |
|--|--|
| <b>Game</b>                                    |  |
| 18   | Tom Fears, vs. Green Bay, 12/3/50            |
| 15   | Willie Anderson, @ New Orleans, 11/26/89     |
|  | Isaac Bruce, vs. Miami, 12/24/95             |
|  | Danny Amendola, vs. Washington, 9/16/12      |
| 14   | Dick Hoerner, vs. New York Yanks, 11/19/50   |
| <b>Game, Opponent</b>                          |  |
| 16   | Jerry Rice, @ San Francisco, 11/20/94        |
|  | Keenan McCardell, vs. Jacksonville, 10/20/96 |
| 13   | Larry Centers, @ Arizona, 9/29/96            |
| 12   | Andre Rison, @ Atlanta, 9/11/94              |
| <b>Most Consecutive Games, Pass Reception</b>  |  |
| 153  | Torry Holt, 1999-2008                        |
| 81   | Henry Ellard, 1986-92                        |
|  | Marshall Faulk, 1999-2004                    |
| 70   | Jim Phillips, 1958-63                        |
| <b>Most Seasons 50 or More Pass Receptions</b> |  |
| 11   | Isaac Bruce, 1995-97, 1999-2004, 2006-07     |
| 10   | Torry Holt, 1999-2008                        |
| 7  | Henry Ellard, 1985, 1987-1991, 1993          |

## YARDS

|  |   |
|--|---|
| <b>Most Seasons Leading Team</b>             |   |
| 9  | Henry Ellard, 1984-91, 1993                                     |
|  | Torry Holt, 2000-08   |
| 5  | Tom Fears, 1948-55  |
| <b>Most Consecutive Seasons Leading Team</b> |   |
| 9  | Torry Holt, 2000-08   |
| 8  | Henry Ellard, 1984-91   |
| 4  | Jim Phillips, 1960-63   |
| <b>Career</b>                                |   |
| 14,109                                       | Isaac Bruce, 1994-2007  |
| 12,660                                       | Torry Holt, 1999-2008   |
| 9,761  | Henry Ellard, 1983-93   |
| <b>Season</b>                                |   |
| 1,781  | Isaac Bruce, 1995   |
| 1,696  | Torry Holt, 2003  |
| 1,635  | Torry Holt, 2000  |
| <b>Season, Rookie</b>                        |   |
| 924  | Eddie Kennison, 1996  |
| 788  | Torry Holt, 1999  |
| 786  | Bucky Pope, 1964  |
| <b>Season, Running Back</b>                  |   |
| 1,049  | Marshall Faulk, 1999  |
| 830  | Marshall Faulk, 2000  |
| 825  | Amp Lee, 1997   |
| <b>Game</b>                                  |   |
| *336   | Willie Anderson, @ New Orleans, 11/26/89                        |
| 303  | Jim Benton, @ Detroit, 11/22/45                                 |
| 238  | Harold Jackson, vs. Dallas, 10/14/73                            |
| <b>Game, Rookie</b>                          |   |
| 226  | Eddie Kennison, @ Atlanta, 12/15/96                             |
| 208  | Jim Phillips, @ Green Bay, 11/16/58                             |
| 163  | Donnie Avery, @ New England, 10/26/08                           |
| <b>Game, Opponent</b>                        |   |
| 286  | John Taylor, vs. San Francisco, 12/11/89                        |
| 257  | Billy Wilson, vs. San Francisco, 10/3/54                        |
| 241  | Jerry Rice, @ San Francisco, 12/9/85                            |
| <b>Longest Pass Reception</b>                |   |
| 96t  | Ollie Matson (from Frank Ryan), vs. Pittsburgh, 10/1/61         |
| 95t  | Bucky Pope (from Bill Munson), vs. Green Bay, 12/13/64          |
| 93t  | Jim Phillips (from Bill Wade), @ Green Bay, 11/16/58            |
|  | Wendell Tucker (from Roman Gabriel), vs. San Francisco, 11/9/69 |

|  |  |
|--|--|
| <b>Most Seasons, 1,000 or More Yards Pass Receiving</b>          |  |
| 8  | Isaac Bruce, 1995-96, 1999-2002, 2004 2006 |
| 8  | Torry Holt, 2000-07                        |
| 4  | Henry Ellard, 1988-91                      |
| <b>Most Games, 100 or More Yards Pass Receiving, Career</b>      |  |
| 46   | Torry Holt, 1999-2008                      |
| 43   | Isaac Bruce, 1994-2007                     |
| 26   | Henry Ellard, 1983-93                      |
| <b>Most Games, 100 or More Yards Pass Receiving, Season</b>      |  |
| 10   | Torry Holt, 2003                           |
| 9  | Isaac Bruce, 1995                          |
| 8  | Elroy Hirsch, 1951                         |
|  | Torry Holt, 2000                           |
| <b>Most Consecutive Games, 100 or More Yards, Pass Receiving</b> |  |
| 6  | Isaac Bruce, 1995                          |
| 5  | Elroy Hirsch, 1951                         |
|  | Bob Boyd, 1954                             |
| 3  | Isaac Bruce, 2004                          |
| <b>Most Consecutive Games, 150 or More Yards, Pass Receiving</b> |  |
| 3  | Isaac Bruce, 1995                          |
| 2  | Tom Fears, 1950-51                         |
|  | Torry Holt, 2000                           |
|  | Torry Holt, 2003                           |
|  | Torry Holt, 2004                           |

## AVERAGE GAIN

|                                      |  |
|--------------------------------------|--|
| <b>Career (150 receptions)</b>       |  |
| 20.5                                 | Bob Boyd, 1950-57 (176-3,611)                    |
| 20.3                                 | Willie Anderson, 1988-94 (259-5,246)             |
| 18.3                                 | Elroy Hirsch, 1949-57 (343-6,289)                |
| <b>Game (3 receptions)</b>           |  |
| *63.0                                | Torry Holt, @ Atlanta, 9/24/00 (3-189)           |
| 50.3                                 | Jack Snow, @ Baltimore, 10/15/67 (3-151)         |
| 49.7                                 | Bob Boyd, @ Green Bay, 10/17/54 (3-149)          |
| <b>Game (3 receptions), Opponent</b> |  |
| 55.3                                 | Koren Robinson, vs. Seattle, 10/20/02 (3-166)    |
| 49.3                                 | Charley Taylor, vs. Washington, 10/22/67 (3-148) |
| 44.0                                 | Charles Wilson, vs. Tampa Bay, 12/11/94 (4-176)  |

## TOUCHDOWNS

|                       |   |
|-----------------------|---|
| <b>Career</b>         |   |
| 84                    | Isaac Bruce, 1994-2007                                      |
| 74                    | Torry Holt, 1999-2008                                       |
| 53                    | Elroy Hirsch, 1949-57                                       |
| <b>Season</b>         |   |
| 17                    | Elroy Hirsch, 1951  |
| 13                    | Harold Jackson, 1973  |
|                       | Isaac Bruce, 1995   |
| 12                    | Isaac Bruce, 1999   |
|                       | Torry Holt, 2003  |
| <b>Season, Rookie</b> |   |
| 10                    | Bucky Pope, 1964  |
| 8                     | Eddie Kennison, 1996  |
| 6                     | Leon Clarke, 1956   |
|                       | Torry Holt, 1999  |
| <b>Game</b>           |   |
| 4                     | Bob Shaw, vs. Washington, 12/11/49                          |
|                       | Elroy Hirsch, @ New York Yanks, 9/28/51                     |
|                       | Harold Jackson, vs. Dallas, 10/14/73                        |
|                       | Isaac Bruce, vs. San Francisco, 10/10/99                    |
| 3                     | Many times, Last by Torrey Holt, vs. Seattle, 10/15/06      |
| 2                     | Many times, Last by Sammy Watkins, at San Francisco 9/21/17 |
| <b>Game, Opponent</b> |   |
| 4                     | Mike Ditka, vs. Chicago, 10/13/63                           |
| 3                     | Many times, last by Torrey Smith, vs. Baltimore, 9/25/11    |
| 2                     | Many times, last by Odell Beckham, vs. NYG, 12/21/14        |



## Most Consecutive Games, Touchdown

|    |                        |
|----|------------------------|
| 11 | Elroy Hirsch, 1950-51  |
| 6  | Henry Ellard, 1988-89  |
| 5  | Jim Benton, 1938-39    |
|    | Jack Snow, 1967-68     |
|    | Harold Jackson, 1973   |
|    | Torry Holt, 2003, 2006 |

## PUNTING

### Career

|            |                                    |
|------------|------------------------------------|
| <b>459</b> | <b>Johnny Hekker, 2012-present</b> |
| 449        | Donnie Jones, 2007-11              |
| 432        | Dale Hatcher, 1985-89, 1991        |

### Season

|           |                            |
|-----------|----------------------------|
| 105       | Donnie Jones, 2011         |
| <b>98</b> | <b>Johnny Hekekr, 2016</b> |
| 97        | Dale Hatcher, 1986         |
| <b>96</b> | <b>Johnny Hekker, 2015</b> |

### Season, Rookie

|           |                            |
|-----------|----------------------------|
| 93        | Ken Clark, 1979            |
| 87        | Dale Hatcher, 1985         |
| <b>82</b> | <b>Johnny Hekker, 2012</b> |
| 77        | Rusty Jackson, 1976        |

### Game

|           |   |
|-----------|---|
| 12        | Parker Hall, vs. Green Bay, 11/26/39                                |
|           | Rusty Jackson, @ San Francisco, 11/21/76                            |
| 11        | Danny Villanueva, vs. Dallas, 9/30/62                               |
|           | Danny Villanueva, @ Pittsburgh, 9/13/64                             |
|           | Donnie Jones, vs. San Francisco, 1/3/2010                           |
| <b>10</b> | <b>Many times, last by Johnny Hekker, at San Francisco, 9/12/16</b> |

### Game, Opponent

|    |  |
|----|--|
| 14 | George Taliaferro, vs. New York Yanks, 9/28/51               |
| 11 | Tom Girard, vs. Green Bay, 12/3/50                           |
|    | Gerry Collins, vs. Cleveland, 12/12/65                       |
|    | Bobby Joe Green, @ Chicago, 12/2/73                          |
|    | Tom Wittum, @ San Francisco, 11/21/76                        |
|    | Hermon Weaver, @ Seattle, 11/4/79                            |
| 10 | Many times, Last by Tommy Barnhardt, @ New Orleans, 11/26/89 |

### Longest Punt

|    |                                       |
|----|---------------------------------------|
| 88 | Bob Waterfield, @ Green Bay, 10/17/48 |
| 86 | Bob Waterfield, @ Green Bay, 10/5/47  |
| 80 | Donnie Jones, @ Seattle, 10/21/07     |
|    | Parker Hall, vs. Philadelphia 12/3/39 |

### Longest Punt, Opponent

|    |                                    |
|----|------------------------------------|
| 76 | Sammy Baugh, @ Washington, 11/5/44 |
| 75 | Sam Baker, vs. Dallas, 9/30/62     |
| 74 | Jack Jacobs, @ Green Bay, 10/5/47  |

## AVERAGE GROSS YARDS

### Career (250 punts)

|             |   |
|-------------|---|
| <b>47.0</b> | <b>Johnny Hekker, 2012-present (459 - 21,565)</b> |
| 46.6        | Donnie Jones, 2007-11 (449 - 20,924)              |
| 44.3        | Danny Villanueva, 1961-64 (296 - 13,009)          |

### Season (Qualifiers)

|             |                                       |
|-------------|---------------------------------------|
| 50.0        | Donnie Jones, 2008 (82-4,100)         |
| <b>47.9</b> | <b>Johnny Hekker, 2015 (96-4,601)</b> |
| <b>47.8</b> | <b>Johnny Hekker, 2016 (98-4,680)</b> |

### Season, Rookie (Qualifiers)

|             |                                       |
|-------------|---------------------------------------|
| <b>45.8</b> | <b>Johnny Hekker, 2012 (82-3,756)</b> |
| 43.6        | John Misko, 1982 (45-1,961)           |
| 43.2        | Dale Hatcher, 1985 (87-3,735)         |

## Game (4 punts)

|             |  |
|-------------|--|
| <b>56.9</b> | <b>Johnny Hekker, vs. Arizona, 10/4/12 (7-398)</b> |
| 56.3        | Donnie Jones, vs. Arizona, 11/22/09 (4-225)        |
| 56.2        | Donnie Jones, vs. Buffalo, 9/28/08 (5-281)         |
| 56.0        | Donnie Jones, vs. Arizona, 10/7/07 (4-224)         |

## Game, Opponent (4 Punts)

|      |  |
|------|--|
| 59.5 | Mike Scifres, vs. Chargers, 10/17/10 (6-357)     |
| 57.3 | Fred Morrison, @ Chicago Bears, 11/16/52 (4-229) |
| 56.8 | Sammy Baugh, @ Washington, 10/26/41 (6-341)      |

## HAD BLOCKED

### Career

|   |   |
|---|---|
| 5 | Bob Waterfield, 1945-52                   |
| 4 | Dale Hatcher, 1985-89, 1991               |
| 2 | Many players, last by John Misko, 1982-84 |

### Season

|   |                      |
|---|----------------------|
| 2 | Bob Waterfield, 1950 |
|   | Jon Kilgore, 1967    |
|   | Rusty Jackson, 1976  |
|   | Glen Walker, 1978    |
|   | Ken Clark, 1979      |

**1 Many times, last by Johnny Hekker, 2014**

## Most Consecutive Punts, None Blocked

|     |                                |
|-----|--------------------------------|
| 425 | Donnie Jones, 2007-2011        |
| 380 | Sean Landeta, 1993-96, 2003-04 |
| 299 | Norm Van Brocklin, 1951-57     |

## PUNT RETURNS

### Most Seasons Leading Team

|   |                             |
|---|-----------------------------|
| 5 | Henry Ellard, 1983-93       |
| 4 | Jon Arnett, 1957-63         |
|   | Jim Bertelsen, 1972-76      |
| 3 | Verda (V.T.) Smith, 1949-53 |
|   | Woodley Lewis, 1950-55      |
|   | Alvin Haymond, 1969-71      |
|   | LeRoy Irvin, 1980-89        |
|   | Eddie Kennison, 1996-98     |
|   | Az-Zahir Hakim, 1998-2001   |

### Most Consecutive Seasons Leading Team

|   |                             |
|---|-----------------------------|
| 5 | Henry Ellard, 1983-87       |
| 4 | Jim Bertelsen, 1972-76      |
| 3 | Verda (V.T.) Smith, 1949-51 |
|   | Woodley Lewis, 1952-54      |
|   | Alvin Haymond, 1969-71      |
|   | LeRoy Irvin, 1980-82        |
|   | Eddie Kennison, 1996-98     |
|   | Az-Zahir Hakim, 1999-2001   |

## RETURNS

### Career

|            |                                   |
|------------|-----------------------------------|
| <b>158</b> | <b>Tavon Austin, 2013-present</b> |
| 146        | LeRoy Irvin, 1980-89              |
| 135        | Henry Ellard, 1983-93             |

### Season

|    |                      |
|----|----------------------|
| 56 | Eddie Brown, 1979    |
| 53 | Alvin Haymond, 1970  |
|    | Todd Kinchen, 1995   |
| 52 | Jackie Wallace, 1978 |

### Season, Rookie

|           |                           |
|-----------|---------------------------|
| 42        | LeRoy Irvin, 1980         |
| <b>30</b> | <b>Tavon Austin, 2013</b> |
| 29        | Darryl Henley, 1989       |
|           | Eddie Kennison, 1996      |
| 27        | Verda (V.T.) Smith, 1949  |



|             |   |
|-------------|---|
| <b>Game</b> |   |
| 7           | Many times, last by Tavon Austin, vs. Atlanta, 12/11/16         |
| 6           | Many times, last by Vernon Turner, vs. New England, 9/13/92     |
| 5           | Many times, last by Danny Amendola, vs. San Francisco, 1/3/2010 |

**Game, Opponent**

|   |   |
|---|---|
| 8 | Kevin Miller vs. Minnesota, 12/2/79<br>DeSean Jackson, @ Philadelphia, 9/7/08 |
| 7 | Many times, last by Leon Washington, vs. Seattle, 11/20/11                    |

**YARDS GAINED**

**Career**

|              |                                   |
|--------------|-----------------------------------|
| 1,527        | Henry Ellard, 1983-93             |
| 1,451        | LeRoy Irvin, 1980-89              |
| <b>1,356</b> | <b>Tavon Austin, 2013-present</b> |

**Season**

|     |                      |
|-----|----------------------|
| 618 | Jackie Wallace, 1978 |
| 615 | LeRoy Irvin, 1981    |
| 501 | Henry Ellard, 1985   |

**Season, Rookie**

|     |                          |
|-----|--------------------------|
| 427 | Verda (V.T.) Smith, 1949 |
| 423 | Eddie Kennison, 1996     |
| 296 | Henry Ellard, 1983       |

**Game**

|            |   |
|------------|---|
| *207       | LeRoy Irvin, @ Atlanta, 11/14/81              |
| <b>145</b> | <b>Tavon Austin, @ Indianapolis, 11/10/13</b> |
| <b>143</b> | <b>Tavon Austin, @ Washington, 12/7/14</b>    |

**Game, Opponent**

|     |  |
|-----|--|
| 128 | Tyrone Hughes, vs. New Orleans, 10/3/93<br>Darrien Gordon, @ San Diego, 11/27/94 |
| 127 | Patrick Peterson, @ Arizona, 11/6/11   |
| 125 | Dana McLemore, @ San Francisco, 11/16/80   |
| 122 | Robert Brooks, @ Green Bay, 10/9/94  |

**Longest Punt Return**

|            |  |
|------------|--|
| *103t      | Robert Bailey, @ New Orleans, 10/23/94       |
| <b>98t</b> | <b>Tavon Austin, @Indianapolis, 11/10/13</b> |
| 90t        | Dick Bass, vs. Green Bay, 12/17/61           |
| 90t        | Stedman Bailey vs. Seattle, 10/19/14         |
| 88t        | Tom Harmon, vs. Detroit, 11/23/47            |
| 88t        | Nick Miller, vs. Arizona, 11/27/11           |

**Longest Punt Return, Opponent**

|     |  |
|-----|--|
| 99t | Patrick Peterson, @ Arizona, 11/6/11   |
| 94t | Darrien Gordon, @ Denver, 9/14/97      |
| 93t | Dana McLemore, @ San Francisco, 1/2/82 |
| 90t | Nate Burleson, @ Seattle, 11/12/06     |

**AVERAGE YARDAGE**

**Career (Min. 75 ret.)**

|      |                                       |
|------|---------------------------------------|
| 11.4 | Az-Zahir Hakim, 1998-2001 (112-1,278) |
| 11.3 | Henry Ellard, 1983-93 (135-1,527)     |
| 11.1 | Danny Amendola, 2009-12 (81-899)      |

**Season (Qualifiers)**

|      |                                   |
|------|-----------------------------------|
| 18.5 | Woodley Lewis, 1952 (19-351)      |
| 15.8 | Verda (V.T.) Smith, 1949 (27-427) |
| 15.6 | Les Horvath, 1948 (13-203)        |

**Season, Rookie (Qualifiers)**

|      |                                   |
|------|-----------------------------------|
| 15.8 | Verda (V.T.) Smith, 1949 (27-427) |
| 14.6 | Eddie Kennison, 1996 (29-423)     |
| 14.5 | Jim Bertelsen, 1972 (16-232)      |

**Game (3 returns)**

|             |  |
|-------------|--|
| 40.0        | Woodley Lewis @ Detroit, 10/18/53 (3-120)            |
| 39.3        | Jon Arnett vs. Chicago, 11/2/58 (3-118)              |
| <b>36.3</b> | <b>Tavon Austin @ Indianapolis, 11/10/13 (4-145)</b> |

**35.8 Tavon Austin, @ Washington, 12/7/14 (4-143)**

34.7 Henry Ellard @ Atlanta, 10/22/84 (3-104)

**Game, Opponent (3 returns)**

|      |   |
|------|---|
| 36.0 | Art Jones, vs. Pittsburgh, 9/7/41 (3-108)<br>George McAfee, @ Chicago Bears, 10/10/48 (3-108) |
| 32.0 | Tyrone Hughes, vs. New Orleans, 13/3/93 (4-128)   |
| 31.8 | Patrick Peterson, @ Arizona, 11/6/11 (4-127)  |

**TOUCHDOWNS**

**Career**

|   |  |
|---|--|
| 4 | LeRoy Irvin, 1980-89<br>Henry Ellard, 1983-91  |
| 3 | Woodley Lewis, 1950-55<br>Eddie Kennison, 1996-98<br><b>Tavon Austin, 2013-present</b> |
| 2 | Todd Kinchen, 1992-95<br>Az-Zahir Hakim, 1998-2001                                     |

**Season**

|          |   |
|----------|---|
| 3        | LeRoy Irvin, 1981   |
| 2        | Woodley Lewis, 1952<br>Henry Ellard, 1984<br>Todd Kinchen, 1992<br>Eddie Kennison, 1996 |
| <b>1</b> | <b>Many times, last by Tavon Austin, 2015</b>   |

**Season, Rookie**

|   |   |
|---|---|
| 2 | Todd Kinchen, 1992<br>Eddie Kennison, 1996                                  |
| 1 | Verda (V.T.) Smith, 1949<br>Henry Ellard, 1983<br><b>Tavon Austin, 2013</b> |

**Game**

|          |   |
|----------|---|
| †2       | Leroy Irvin, @ Atlanta, 10/11/81<br>Todd Kinchen, vs. Atlanta, 12/27/92 |
| <b>1</b> | <b>Many times, last by Tavon Austin, @ GB., 10/11/15</b>                |

**Game, Opponent**

|   |   |
|---|---|
| 2 | Jack Christiansen, vs. Detroit, 10/14/51                |
| 1 | Many times, last by Patrick Peterson, vs. Ari. 11/25/11 |

**KICKOFF RETURNS**

**Most Seasons Leading Team**

|   |   |
|---|---|
| 5 | Ron Brown, 1984-89, 1991  |
| 3 | Benny Cunningham, 2014-16<br>Fred Gehrke, 1940, 1945-49<br>Jon Arnett, 1957-63<br>Cullen Bryant, 1973-82, 1987<br>Drew Hill, 1979-84<br>Barry Redden, 1982-86<br>Tony Horne, 1998-00  |
| 2 | Woodley Lewis, 1950-55<br>Carver Shannon, 1962-64<br>Willie Ellison, 1967-72<br>Ron Smith, 1968-69<br>Vernon Turner, 1991-92<br>J.T. Thomas, 1995-98<br>Arlen Harris, 2003-04<br>Dante Hall, 2007-08<br>Danny Amendola, 2009-10 |

**Most Consecutive Seasons Leading Team**

|   |  |
|---|--|
| 5 | Ron Brown, 1985-89   |
| 3 | Benny Cunningham, 2014-16<br>Drew Hill, 1979-81<br>Barry Redden, 1982-84<br>Tony Horne, 1998-00  |
| 2 | Woodley Lewis, 1953-54<br>Carver Shannon, 1963-64<br>Ron Smith, 1968-69<br>Vernon Turner, 1991-92<br>Arlen Harris, 2003-04<br>Dante Hall, 2007-08<br>Danny Amendola, 2009-10 |





## RETURNS

### Career

|     |                          |
|-----|--------------------------|
| 171 | Drew Hill, 1979-84       |
| 169 | Ron Brown, 1984-89, 1991 |
| 143 | Tony Horne, 1998-2000    |

### Season

|    |                      |
|----|----------------------|
| 66 | Danny Amendola, 2009 |
| 60 | Drew Hill, 1981      |
| 57 | Tony Horne, 2000     |

### Season, Rookie

|    |                      |
|----|----------------------|
| 56 | Tony Horne, 1998     |
| 51 | Arlen Harris, 2003   |
| 49 | David Thompson, 1997 |

### Game

|   |   |
|---|---|
| 9 | Danny Amendola, @ Tennessee, 12/13/09                     |
| 8 | Tony Horne, @ Kansas City, 10/22/00                       |
|   | Chris Johnson, @ Indianapolis, 10/17/05                   |
|   | Derek Stanley, vs. Pittsburgh, 12/20/07                   |
|   | Danny Amendola, vs. Green Bay, 9/27/09                    |
| 7 | Many times, last by Danny Amendola, vs. Atlanta, 11/21/10 |

### Game, Opponent

|   |  |
|---|--|
| 8 | DeRon Jenkins, vs. San Diego, 10/1/00                            |
|   | Bethel Johnson, @ Minnesota, 12/31/06                            |
|   | Pierre Thomas, @ New Orleans, 11/11/07                           |
| 7 | Tim Dwight, @ Atlanta, 10/17/99                                  |
|   | Dino Philyaw, vs. New Orleans, 11/28/99                          |
|   | Dino Philyaw, @ New Orleans, 12/12/99                            |
|   | Steve Smith, vs. Carolina, 11/11/01                              |
|   | Maurice Morris, vs. Seattle, 10/20/02                            |
|   | Kevin Kasper, vs. Arizona, 12/15/02                              |
| 6 | Many times, last by LaRod Stephens-Howling, vs. Arizona, 12/5/10 |

## YARDS GAINED

### Career

|       |                          |
|-------|--------------------------|
| 3,918 | Ron Brown, 1984-89, 1991 |
| 3,577 | Tony Horne, 1998-2000    |
| 3,438 | Drew Hill, 1979-84       |

### Season

|       |                      |
|-------|----------------------|
| 1,618 | Danny Amendola, 2009 |
| 1,379 | Tony Horne, 2000     |
| 1,306 | Tony Horne, 1998     |

### Season, Rookie

|       |                      |
|-------|----------------------|
| 1,306 | Tony Horne, 1998     |
| 1,175 | Arlen Harris, 2003   |
| 1,110 | David Thompson, 1997 |

### Game

|     |   |
|-----|---|
| 267 | Tony Horne, @ Kansas City, 10/22/00     |
| 229 | Derek Stanley, vs. Pittsburgh, 12/20/07 |
| 217 | Danny Amendola, @ Tennessee, 12/13/09   |

### Game, Opponent

|     |  |
|-----|--|
| 304 | Tyrone Hughes, @ New Orleans, 10/23/94 |
| 294 | Wally Triplett, vs. Detroit, 10/29/50  |
| 252 | Steve Smith, vs. Carolina, 11/11/01    |

### Longest Kickoff Return

|      |  |
|------|--|
| 105t | Jon Arnett, vs. Detroit, 10/29/61              |
|      | Travis Williams, vs. New Orleans, 12/5/71      |
| 103t | Tom Wilson, @ Baltimore, 11/25/56              |
|      | Tony Horne, vs. Atlanta 10/15/00               |
|      | <b>Pharoh Cooper, @ Jacksonville, 10/15/17</b> |
| 102t | Tony Horne, vs. Atlanta, 11/29/98              |
| 102  | Benny Cunningham, vs. TB 12/17/15              |

### Longest Kickoff Return, Opponent

|      |   |
|------|---|
| 105t | Abe Woodson, vs. San Francisco, 11/8/53 |
|      | Stefan Logan, at Detroit, 10/10/10      |

|      |   |
|------|---|
| 104t | Travis Williams, vs. Green Bay, 12/9/67 |
| 103t | Russ Craft, vs. Philadelphia, 10/7/50   |

## AVERAGE YARDAGE

### Career (Min. 75 returns)

|      |   |
|------|---|
| 27.1 | Benny Cunningham, 2013-present (95-2,575) |
| 26.3 | Ron Brown, 1984-89, 91 (149-3,918)        |
| 24.7 | Tony Horne, 1998-2000 (143-3,575)         |
| 23.8 | Woodley Lewis, 1950-55 (109-2,575)        |

### Season (Qualifiers)

|      |                                   |
|------|-----------------------------------|
| 33.7 | Verda (V.T.) Smith, 1950 (22-742) |
| 32.8 | Ron Brown, 1985 (28-918)          |
| 31.8 | Tom Wilson, 1956 (15-477)         |

### Season, Rookie (Qualifiers)

|      |                           |
|------|---------------------------|
| 31.8 | Tom Wilson, 1956 (15-477) |
| 28.0 | Jon Arnett, 1957 (18-504) |
| 27.1 | Ron Waller, 1955 (17-461) |

### Game (3 returns)

|      |  |
|------|--|
| 51.7 | Tommy Wilson, vs. Green Bay, 12/6/59     |
| 51.5 | Tony Horne, vs. Atlanta, 11/29/98        |
| 50.3 | Verda (V.T.) Smith, vs. Detroit 10/29/50 |

### Game, Opponent (3 returns)

|      |   |
|------|---|
| 73.5 | Wally Triplett, vs. Detroit, 10/29/50   |
| 52.7 | Abe Woodson, vs. San Francisco, 11/8/53 |
| 51.8 | Joe Scott, @ New York Giants, 11/14/78  |

## TOUCHDOWNS

### Career

|   |                              |
|---|------------------------------|
| 4 | Ron Brown, 1984-89, 1991     |
|   | Tony Horne, 1998-2000        |
| 3 | Verda (V.T.) Smith, 1949-53  |
|   | Cullen Bryant, 1973-82, 1987 |
| 2 | Jon Arnett, 1957-63          |

### Season

|   |   |
|---|---|
| 3 | Verda (V.T.) Smith, 1950                |
|   | Ron Brown, 1985                         |
| 2 | Tony Horne, 1999                        |
| 1 | Many times, last by Pharoh Cooper, 2017 |

### Game

|    |   |
|----|---|
| 12 | Ron Brown, vs. Green Bay, 11/24/85                        |
| 1  | Many times, last by <b>Pharoh Cooper, @ JAX, 10/15/17</b> |

### Game, Opponent

|   |   |
|---|---|
| 2 | Tyrone Hughes, @ New Orleans, 10/23/94                    |
|   | Devin Hester, vs. Chicago, 12/11/06                       |
| 1 | Many times, last by Knile Davis, at Kansas City, 10/16/14 |

## FIELD GOAL RETURNS

### Longest Field Goal Return

|     |   |
|-----|---|
| 99t | Jerry Williams, vs. Green Bay, 12/16/51 |
|-----|---|

### Longest Field Goal Return, Opponent

|     |                                   |
|-----|-----------------------------------|
| 83t | Kevin Ross, vs. Atlanta, 10/12/95 |
|-----|-----------------------------------|

## COMBINED KICK RETURNS

### MOST RETURNS

### Career

|            |                                   |
|------------|-----------------------------------|
| 215        | Woodley Lewis, 1950-55            |
| 207        | Danny Amendola, 2009-12           |
| <b>183</b> | <b>Tavon Austin, 2013-present</b> |

### Season

|    |                      |
|----|----------------------|
| 97 | Danny Amendola, 2009 |
| 90 | Danny Amendola, 2010 |
| 88 | Alvin Haymond, 1970  |
|    | Todd Kinchen, 1995   |





## YARDS GAINED

|             |                                     |
|-------------|-------------------------------------|
| <b>Game</b> |                                     |
| 294         | Woodley Lewis, @ Detroit, 10/18/53  |
| 267         | Tony Horne, @ Kansas City, 10/22/00 |
| 262         | Dante Hall, @ Dallas, 9/30/07       |

|                       |  |
|-----------------------|--|
| <b>Game, Opponent</b> |  |
| 347                   | Tyrone Hughes, @ New Orleans, 10/23/94 |
| 294                   | Wally Triplett, vs. Detroit, 10/29/50  |
| 267                   | Steve Smith, vs. Carolina, 11/11/01    |

## TOUCHDOWNS

|               |   |
|---------------|---|
| <b>Career</b> |   |
| 4             | Verda (V.T.) Smith, 1949-53<br>Woodley Lewis, 1950-55<br>LeRoy Irvin, 1980-89<br>Henry Ellard, 1983-91<br>Ron Brown, 1984-89, 1991<br>Tony Horne, 1998-2000 |
| 3             | Jon Arnett, 1957-63<br>Cullen Bryant, 1973-82, 1987<br>Eddie Kennison, 1996-1998  |
| 2             | Fred Gehrke, 1940, 1945-49<br>Tom Kalmanir, 1949-51<br>Todd Kinchen, 1992-95<br>Az-Zahir Hakim, 1998-2001   |

## COMBINED NET YARDAGE

*Includes rushing, receiving, interception returns, kickoff returns, punt returns, and fumble returns.*

## ATTEMPTS

|                       |  |
|-----------------------|--|
| <b>Career</b>         |  |
| 2,806                 | Steven Jackson, 2004-12  |
| 1,919                 | Marshall Faulk, 1999-2006  |
| 1,648                 | Eric Dickerson, 1983-87  |
| <b>Season</b>         |  |
| 442                   | Eric Dickerson, 1983   |
| 436                   | Steven Jackson, 2006   |
| 432                   | Eric Dickerson, 1986   |
| <b>Season, Rookie</b> |  |
| *442                  | Eric Dickerson, 1983   |
| 320                   | Jerome Bettis, 1993  |
| 250                   | Todd Gurley, 2015  |
| <b>Game</b>           |  |
| 44                    | Jerome Bettis, vs. Chicago, 1/2/94 (ru 39, re 5)                           |
| 39                    | Five times, last by Steven Jackson, vs. Washington, 12/24/06 (ru 33, re 6) |
| 38                    | Jerome Bettis, @ Kansas City, 9/25/94 (ru 35, re 2)                        |

## YARDS

|                       |  |
|-----------------------|--|
| <b>Career</b>         |  |
| 14,311                | Isaac Bruce, 1994-2007                   |
| 13,538                | Steven Jackson, 2004-12                  |
| 12,732                | Torry Holt, 1999-2008                    |
| <b>Season</b>         |  |
| 2,429                 | Marshall Faulk, 1999                     |
| 2,401                 | Steven Jackson, 2006                     |
| 2,259                 | Eric Dickerson, 1984                     |
| <b>Season, Rookie</b> |  |
| 2,212                 | Eric Dickerson, 1983                     |
| 1,801                 | Eddie Kennison, 1996                     |
| 1,673                 | Jerome Bettis, 1993                      |
| <b>Game</b>           |  |
| 336                   | Willie Anderson, @ New Orleans, 11/26/89 |
| 314                   | Tavon Austin, @ Indianapolis, 11/10/13   |

|     |                                       |
|-----|---------------------------------------|
| 303 | Jim Benton, vs. Detroit, 11/22/45     |
| 286 | Marshall Faulk, vs. Atlanta, 10/15/00 |

## INTERCEPTIONS BY

|   |   |
|---|---|
| <b>Career</b>                           |   |
| 46                                      | Ed Meador, 1959-70  |
| 37                                      | Nolan Cromwell, 1977-87   |
| 34                                      | LeRoy Irvin, 1980-89  |
| <b>Season</b>                           |   |
| *14                                     | Dick (Night Train) Lane, 1952   |
| 12                                      | Woodley Lewis, 1950   |
| 11                                      | Will Sherman, 1955  |
| <b>Season, Rookie</b>                   |   |
| *14                                     | Dick (Night Train) Lane, 1952   |
| 12                                      | Woodley Lewis, 1950   |
| 9                                       | George Sims, 1949<br>Don Burroughs, 1955  |
| <b>Game</b>                             |   |
| 3                                       | Many times, last by Keith Lyle, @ Atlanta, 12/15/96   |
| 2                                       | Many times, last by Trumaine Johnson, vs. Oakland, 11/30/14                                     |
| 1                                       | Many times, last by Mark Barron, @ Dallas, 10/1/17  |
| <b>Game, Opponent</b>                   |   |
| 4                                       | Dave Baker, vs. San Francisco, 12/4/60  |
| 3                                       | Many times, last by Adrian Wilson and Kerry Rhodes, vs. Arizona, 9/12/10                        |
| 2                                       | Many times, last by Patrick Peterson, at Arizona, 11/9/14                                       |
| <b>Consecutive Games Intercepted By</b> |   |
| 6                                       | Will Sherman, 1954-55   |
| 5                                       | Dick (Night Train) Lane, 1952   |
| 4                                       | Nolan Cromwell, 1980<br>Kirk Collins, 1983<br>Oshiomogho Atogwe, 2007<br>Trumaine Johnson, 2015 |

## YARDS GAINED

|                        |   |
|------------------------|---|
| <b>Career</b>          |   |
| 671                    | Nolan Cromwell, 1977-87   |
| 654                    | LeRoy Irvin, 1980-89  |
| 547                    | Ed Meador, 1959-70  |
| <b>Season</b>          |   |
| 298                    | Dick (Night Train) Lane, 1952   |
| 275                    | Woodley Lewis, 1950   |
| 205                    | Travis Fisher, 2003   |
| <b>Season, Rookie</b>  |   |
| 298                    | Dick (Night Train) Lane, 1952   |
| 275                    | Woodley Lewis, 1950   |
| 152                    | Jack Morris, 1958   |
| <b>Game</b>            |   |
| 107                    | Aaron Martin, vs. San Francisco, 10/18/64   |
| 106                    | Anthony Parker, vs. Jacksonville, 10/20/96  |
| 99                     | Johnnie Johnson, vs. Green Bay, 9/21/80<br>Janoris Jenkins @ San Diego, 11/23/14  |
| <b>Game, Opponent</b>  |   |
| 111                    | Ace Parker, vs. Brooklyn, 11/17/40  |
| 108                    | Felix Wright, vs. Cleveland, 10/26/87   |
| 105                    | Malcolm Jenkins, at New Orleans, 12/12/10   |
| <b>Longest Returns</b> |   |
| 99t                    | Johnnie Johnson, vs. Green Bay, 9/21/80   |
| 99t                    | Janoris Jenkins, at San Diego, 11/23/14   |
| 98t                    | Alec Ogletree, at Houston, 10/13/13   |
| 97t                    | Herb Rich, vs. Dallas Texans, 11/2/52<br>Bobby Smith, vs. San Francisco, 10/18/64 |
| 95t                    | Will Sherman, vs. Green Bay, 12/16/56   |



## Longest Return, Opponent

|      |   |
|------|---|
| 101t | Richie Pettibon, @ Chicago, 12/9/62             |
|      | Henry Carr, vs. New York Giants, 11/13/66       |
| 99t  | Tim Lewis, @ Green Bay, 11/18/84                |
|      | Dominique Rodgers-Cromartie, @ Arizona, 12/7/08 |
| 97t  | Reggie Rutland, @ Minnesota, 12/15/91           |

## TOUCHDOWNS

### Career

|   |                            |
|---|----------------------------|
| 5 | Ed Meador, 1959-70         |
|   | LeRoy Irvin, 1980-89       |
|   | Janoris Jenkins, 2012-2015 |
| 4 | Jack Pardee, 1957-70       |
|   | Jim Youngblood, 1973-84    |
|   | Rod Perry, 1975-82         |
|   | Nolan Cromwell, 1977-87    |
|   | Johnnie Johnson, 1980-89   |

### Season

|   |                       |
|---|-----------------------|
| 3 | Monte Jackson, 1976   |
|   | Rod Perry, 1978       |
|   | Janoris Jenkins, 2012 |

## FUMBLES

### OPPONENTS' FUMBLES RECOVERED

### Career

|    |                          |
|----|--------------------------|
| 19 | Johnnie Johnson, 1980-89 |
| 18 | Ed Meador, 1959-70       |
| 17 | Nolan Cromwell, 1977-87  |

### Season

|   |  |
|---|--|
| 5 | Andy Robustelli, 1955                    |
|   | Bill Jabko, 1959                         |
|   | Ed Meador, 1961                          |
|   | Johnnie Johnson, 1981                    |
|   | Brian Young, 2003                        |
| 4 | Many times, last by Anthony Parker, 1995 |
| 3 | Many times, last by William Hayes, 2013  |

### Longest Fumble Return

|     |   |
|-----|---|
| 98t | Toby Wright, @ New Orleans, 10/23/94    |
| 94t | Keith Lyle, @ Atlanta, 9/24/00          |
| 93t | Adam Archuleta, vs. Tampa Bay, 10/18/04 |

### Longest Fumble Return, Opponent

|     |  |
|-----|--|
| 85t | Eric Hill, vs. Phoenix, 9/1/91           |
| 84t | Larry Brink, vs. Chicago Bears, 11/28/54 |
| 82t | Donnie Edwards, vs. San Diego, 11/10/02  |

### OPPONENTS' FUMBLES RETURNED FOR TOUCHDOWNS

### Career

|   |                               |
|---|-------------------------------|
| 2 | Jack Dwyer, 1952-54           |
|   | Toby Wright, 1994-97          |
|   | Leonard Little, 1998          |
| 1 | Mike Jones, 1997-2000         |
|   | Devin Bush, 1999-2001         |
|   | Dre' Bly, 1999-2002           |
|   | Aeneas Williams, 2001-04      |
|   | Adam Archuleta, 2001-05       |
|   | Victor Adeyanju, 2006         |
|   | Oshiomogho Atogwe, 2008       |
|   | Janoris Jenkins, 2012         |
|   | <i>Daren Bates, 2013</i>      |
|   | Chris Long, 2013              |
|   | <b>Robert Quinn, 2013</b>     |
|   | Rodney McLeod, 2015           |
|   | Akeem Ayers, 2015             |
|   | <b>Ethan Westbrooks, 2016</b> |

## SACKS

### TOTAL SACKS

### Career (Unofficial)

|       |                               |
|-------|-------------------------------|
| 159.5 | David (Deacon) Jones, 1961-71 |
| 151.5 | Jack Youngblood, 1971-84      |
| 94.0  | Merlin Olsen, 1962-76         |

### Season

|      |                            |
|------|----------------------------|
| 22.0 | David (Deacon) Jones, 1964 |
|      | David (Deacon) Jones, 1968 |
| 19.0 | <b>Robert Quinn, 2013</b>  |
| 18.0 | Jack Youngblood, 1979      |
| 17.0 | Kevin Carter, 1999         |

### Season, Rookie

|            |                            |
|------------|----------------------------|
| <b>9.0</b> | <b>Aaron Donald, 2014</b>  |
| 8.0        | David (Deacon) Jones, 1961 |
| 6.0        | Kevin Carter, 1995         |
| 5.0        | Sean Gilbert, 1992         |
|            | <b>Robert Quinn, 2011</b>  |

### Game

|     |   |
|-----|---|
| 5.0 | Gary Jeter, @ Los Angeles Raiders, 9/18/88          |
| 4.5 | Kevin Greene, @ San Francisco, 12/18/88             |
| 4.0 | Sean Gilbert, vs. Pittsburgh, 9/12/93               |
|     | Leonard Little, vs. Minnesota, 11/30/03             |
| 3.0 | Many Times, last William Hayes, @ Seattle, 12/27/15 |

### Game, Opponent

|     |  |
|-----|--|
| 4.0 | Edmund Nelson, vs. Pittsburgh, 9/16/84                   |
|     | Roy Barker, vs. San Francisco 10/25/98                   |
|     | Darryl Tapp, @ Seattle 10/21/07                          |
| 3.0 | Many times, last by Chris Clemons, vs. Seattle, 11/20/11 |
| 2.5 | John Rade, @ Atlanta, 11/17/85                           |
|     | Reggie White, @ Green Bay, 9/3/95                        |
|     | Kevin Greene, vs. Carolina 11/17/96                      |
|     | DaShon Polk, @ Houston 11/27/05                          |
|     | Bryant Young, @ San Francisco 11/18/07                   |
|     | Brian Orakpo, vs. Washington, 10/2/11                    |
|     | Isreal Idonije, @ Chicago, 9/23/12                       |

## TACKLES

### COMBINED TACKLES

### Career

|       |                               |
|-------|-------------------------------|
| 1,015 | James Laurinaitis, 2009-2015  |
| 915   | Merlin Olsen, 1962-76         |
| 897   | Jack Reynolds, 1970-80        |
| 896   | David (Deacon) Jones, 1961-71 |

### Season

|     |                       |
|-----|-----------------------|
| 193 | London Fletcher, 2000 |
| 189 | London Fletcher, 2001 |
| 185 | Jim Collins, 1984     |

## BLOCKED KICKS

### BLOCKED PUNTS

### Career

|    |                               |
|----|-------------------------------|
| 10 | Ed Meador, 1959-70            |
| 8  | Jack Youngblood, 1971-84      |
|    | David (Deacon) Jones, 1961-71 |
| 6  | Ivory Sully, 1979-84          |
|    | Nolan Cromwell, 1977-87       |

### Season

|   |                      |
|---|----------------------|
| 4 | Ed Meador, 1964      |
| 3 | Ed Meador, 1962      |
|   | Irv Cross, 1966      |
|   | Tony Guillory 1967   |
|   | Nolan Cromwell, 1987 |



# TEAM RECORDS



## GAMES WON

### Most Consecutive Games Won (Including postseason)

|    |                        |
|----|------------------------|
| 11 | 1969                   |
| 8  | 1952, 1967, 2001       |
| 7  | 1978, 1985, 1999, 2003 |

### Most Games Won, Season (Regular Season)

|    |                        |
|----|------------------------|
| 14 | 2001                   |
| 13 | 1999                   |
| 12 | 1973, 1975, 1978, 2003 |

### Most Consecutive Games Won, Season (Including postseason)

|    |                        |
|----|------------------------|
| 11 | 1969                   |
| 8  | 1952, 1967, 2001       |
| 7  | 1978, 1985, 1999, 2003 |

### Most Consecutive Home Games Won (Regular Season)

|    |                  |
|----|------------------|
| 15 | 2002-04          |
| 13 | 1998-2000        |
| 11 | 1973-74, 1976-78 |

### Most Consecutive Road Games Won (Regular Season)

|   |         |
|---|---------|
| 9 | 2000-02 |
| 7 | 1967-68 |
|   | 1968-69 |
|   | 1975-76 |
| 5 | 1988    |

## GAMES LOST

### Most Consecutive Games Lost (Regular Season)

|    |                  |
|----|------------------|
| 17 | 2008-09          |
| 12 | 1937-38, 1959-60 |
| 11 | 1991-92          |

### Most Consecutive Home Games Lost (Regular Season)

|    |         |
|----|---------|
| 14 | 2008-10 |
| 11 | 1961-63 |
| 8  | 1997-98 |

### Most Consecutive Away Games Lost (Regular Season)

|    |                           |
|----|---------------------------|
| 12 | 1991-92                   |
| 10 | 1961-62                   |
| 9  | 1956-57, 1964-65, 2008-09 |

## SCORING

### Most Points, Season

|     |      |
|-----|------|
| 540 | 2000 |
| 526 | 1999 |
| 503 | 2001 |

### Most Points, Opponent, Season

|     |      |
|-----|------|
| 471 | 2000 |
| 465 | 2008 |
| 438 | 2007 |

### Fewest Points, Season

|     |      |
|-----|------|
| 75  | 1937 |
| 116 | 1941 |
| 131 | 1938 |

### Fewest Points, Opponent, Season

|     |      |
|-----|------|
| 135 | 1975 |
| 136 | 1945 |
| 146 | 1977 |

### Most Points, Game

|    |                         |
|----|-------------------------|
| 70 | vs. Baltimore, 10/22/50 |
| 65 | vs. Detroit, 10/29/50   |
| 59 | vs. Atlanta, 12/4/76    |
|    | vs. Atlanta, 11/10/96   |

### Most Points, Opponent, Game

|    |                         |
|----|-------------------------|
| 56 | @ Philadelphia, 10/8/50 |
|    | @ Baltimore, 11/25/56   |
| 54 | @ Kansas City, 10/22/00 |
| 52 | vs. Chicago, 10/13/63   |

### Most Points, Both Teams, Game

|    |                                       |
|----|---------------------------------------|
| 97 | Rams 70, Baltimore 27, 10/22/50       |
| 89 | Rams 52, New York Giants 37, 11/14/48 |
|    | Rams 65, Detroit 24, 10/29/50         |
| 88 | Rams 57, vs. San Diego 31 10/1/00     |
|    | @ Kansas City 54, Rams 34, 10/22/00   |

### Fewest Points, Both Teams, Game

|   |   |
|---|---|
| 6 | Many times, last @ New Orleans 6, Rams 0, 11/9/86 |
| 7 | vs. Chicago Cardinals 7, Rams 0, 11/23/41         |
|   | @ Chicago Cardinals 7, Rams 0, 9/13/42            |
| 9 | @ Green Bay 6, Rams 3, 11/14/65                   |
|   | Rams 9, @ Cleveland 0, 11/27/77                   |

### Most Points Overcome to Win Game

|    |  |
|----|--|
| 24 | @ Tampa Bay, 12/6/92, (trailed 3-27, won 31-27)  |
| 22 | @ Green Bay, 10/12/52, (trailed 6-28, won 30-28) |
| 21 | @ Green Bay, 11/17/57, (trailed 3-24, won 31-27) |
|    | @ Houston, 11/27/05, (trailed 3-24, won 33-27)   |

### Most Points, Opponent, Overcome to Win Game

|    |  |
|----|--|
| 23 | @ Green Bay, 9/12/82, (trailed 23-0, won 35-23)      |
| 21 | vs. Denver, 12/12/82, (trailed 21-0, won 27-24)      |
|    | vs. Dallas, 9/21/14, (trailed 21-0, won 34-31)       |
| 18 | vs. New Orleans, 10/28/01, (trailed 24-6, won 34-31) |

### Most Points Overcome to Tie Game

|    |  |
|----|--|
| 28 | vs. Philadelphia, 10/3/48, (trailed 0-28, tied 28-28)      |
| 17 | @ Chicago Cardinals, 11/15/53, (trailed 17-0, tied 24-24)  |
| 14 | @ Chicago Bears, 10/13/46, (trailed 24-10, tied 24-24)     |
|    | @ Chicago Cardinals, 11/20/49, (trailed 28-14, tied 28-28) |
|    | @ Minnesota, 11/25/62, (trailed 24-10, tied 24-24)         |

### Most Points, First Half

|    |                         |
|----|-------------------------|
| 44 | vs. Green Bay, 9/21/80  |
| 38 | vs. Green Bay, 9/24/89  |
|    | vs. Oakland, 11/30/14   |
| 36 | vs. St. Louis, 12/15/85 |

### Most Points, Opponent, First Half

|    |                           |
|----|---------------------------|
| 42 | @ Baltimore, 11/25/56     |
| 40 | @ New York Jets, 11/9/08  |
| 38 | @ San Francisco, 10/28/51 |

### Most Points, Both Teams, First Half

|    |  |
|----|--|
| 55 | vs. New York Yanks, 11/18/51 (Rams 34, Yanks 21) |
|    | vs. Detroit, 10/30/60 (Rams 34, Lions 21)        |
| 51 | vs. Green Bay, 9/21/80 (Rams 44, Packers 7)      |
| 50 | vs. Atlanta, 10/15/00 (Rams 29, Falcons 21)      |

### Most Points, Second Half

|    |                         |
|----|-------------------------|
| 41 | vs. Detroit, 10/29/50   |
| 38 | vs. Chicago, 11/4/51    |
| 35 | vs. Baltimore, 10/22/50 |
|    | vs. Green Bay, 12/3/50  |
|    | vs. Atlanta, 12/4/76    |

### Most Points, Opponent, Second Half

|    |                             |
|----|-----------------------------|
| 35 | vs. Minnesota, 11/17/72     |
|    | @ Green Bay, 9/12/82        |
| 33 | vs. St. Louis, 9/23/60      |
| 31 | vs. Cleveland, 10/7/51      |
|    | vs. San Francisco, 10/23/83 |
|    | vs. Green Bay, 9/24/89      |

### Most Points, Both Teams, Second Half

|    |   |
|----|---|
| 56 | vs. Minnesota, 11/17/72 (Vikings 35, Rams 21)           |
| 55 | vs. Detroit, 10/29/50 (Rams 41, Lions 14)               |
|    | @ New York Giants, 11/19/50 (Giants 28, Rams 27)        |
| 52 | @ New York Giants, 11/14/48 (Rams 31, Giants 21)        |
|    | vs. Chicago Cardinals, 11/11/51 (Rams 38, Cardinals 14) |

\*NFL Record

† Ties NFL Record



**Most Points, First Quarter**

- 26 vs. Green Bay, 12/12/53
- 24 vs. Seattle, 10/31/76
- vs. New England, 11/2/80
- 21 Many times, last vs. Oakland, 11/30/14

**Most Points, Opponent, First Quarter**

- 28 @ Oakland, 10/29/72
- 21 Twice, last vs. Baltimore, 9/25/11
- 20 @ Kansas City, 10/22/00

**Most Points, Both Teams, First Quarter**

- 34 vs. Baltimore, 10/22/50 (Rams 21, Colts 13)
- 33 vs. Green Bay, 12/12/53 (Rams 26, Packers 7)
- 28 vs. New Orleans, 12/5/71 (Rams 21, Saints 7)
- @ Oakland, 10/29/72 (Raiders 28, Rams 0)
- vs. Dallas, 10/19/08 (Rams 21, Cowboys 7)
- vs. Chicago, 11/24/13 (Rams 21, Bears 7)

**Most Points, Second Quarter**

- 37 vs. Green Bay, 9/21/80
- 28 @ New Orleans, 10/7/79
- @ Atlanta, 12/9/79
- vs. Green Bay, 9/24/89
- vs. Indianapolis, 12/30/01
- 24 vs. Green Bay, 12/14/58
- vs. Detroit, 10/30/60
- vs. Pittsburgh, 9/22/68

**Most Points, Opponent, Second Quarter**

- 28 Many times, last @ San Francisco, 11/16/08
- 24 vs. Arizona, 11/2/08
- 23 vs. Minnesota, 12/16/12

**Most Points, Both Teams, Second Quarter**

- 45 vs. Detroit, 10/30/60 (Rams 24, Lions 21)
- 44 vs. Green Bay, 9/21/80 (Rams 37, Packers 7)
- 42 @ Detroit, 10/12/58 (Rams 21, Lions 21)

**Most Points, Third Quarter**

- \*41 vs. Detroit, 10/29/50
- 28 vs. Chicago Cards, 11/11/51
- 21 Many times, last at Houston, 10/13/13

**Most Points, Opponent, Third Quarter**

- 25 vs. New Orleans, 10/28/01
- 21 Many times, last @ Dallas, 9/30/07
- 20 Three times, last vs. San Francisco, 10/22/95

**Most Points, Both Teams, Third Quarter**

- 48 vs. Detroit, 10/29/50 (Rams 41, Lions 7)
- 31 @ New York Giants, 11/14/48 (Giants 21, Rams 10)
- @ Chicago, 11/3/86 (Rams 17, Bears 14)
- 28 Many times, last @ Cleveland, 12/12/90 (Rams 14, Browns 14)

**Most Points, Fourth Quarter**

- 28 vs. Chicago, 10/26/52
- vs. San Francisco, 12/30/02
- 24 @ Green Bay, 10/12/52
- @ Green Bay, 10/18/59
- @ Atlanta, 11/19/67
- 21 Many times, last vs. New Orleans, 10/23/05

**Most Points, Opponent, Fourth Quarter**

- 28 vs. San Francisco, 10/23/83
- 23 @ Oakland, 12/18/82
- 22 vs. Arizona, 11/20/05
- @ New Orleans, 11/11/07

**Most Points, Both Teams, Fourth Quarter**

- 38 @ New York Yanks, 11/19/50 (Yanks 21, Rams 17)
- 35 vs. Minnesota, 11/17/72 (Vikings 21, Rams 14)
- vs. San Francisco, 10/23/83 (49ers 28, Rams 7)
- 34 @ San Francisco, 10/4/92 (Rams 17, 49ers 17)

**TOUCHDOWNS****Most Touchdowns, Season**

- 67 2000
- 66 1999
- 64 1950

**Fewest Touchdowns, Season**

- 10 1937
- 16 1941
- 17 2009

**Most Touchdowns, Game**

- †10 vs. Baltimore, 10/22/50
- 9 vs. Detroit, 10/29/50
- 8 Five times, last vs. Atlanta 11/10/96

**Most Touchdowns, Opponents, Game**

- 8 @ Philadelphia, 10/8/50
- @ Baltimore, 11/25/56
- 7 @ San Francisco, 12/27/87
- @ Kansas City, 10/22/00
- @ Kansas City, 12/8/02
- @ New Orleans, 11/27/16
- 6 Many times, last vs. New England, 10/28/12

**Most Touchdowns, Both Teams, Game**

- 14 vs. Baltimore, 10/22/50 (Rams 10, Colts 4)
- 12 @ New York Giants, 11/14/48 (Rams 7, Giants 5)
- vs. Washington, 12/11/49 (Rams 8, Redskins 4)
- vs. Detroit, 10/29/50 (Rams 9, Lions 3)
- @ Kansas City, 10/22/00 (Chiefs 7, Rams 5)
- 11 Six times, last vs. San Francisco, 10/23/83 (49ers 6, Rams 5)

**POINTS AFTER TOUCHDOWNS****Most Points After Touchdowns, Season**

- 64 1999
- 59 1950
- 58 2000, 2001

**Most Points After Touchdowns, Game**

- \*10 vs. Baltimore, 10/22/50
- 8 vs. Detroit, 10/29/50
- vs. San Francisco, 11/9/58
- vs. Atlanta, 11/10/96
- 7 Many times, last vs. Oakland, 11/30/14

**Most Points After Touchdowns, Opponent, Game**

- 8 @ Philadelphia, 10/8/50
- @ Baltimore, 11/25/56
- 7 @ San Francisco, 12/27/87
- @ Kansas City, 12/8/02
- @ New Orleans, 11/27/16
- 6 Many times, last vs. New England, 10/28/12

**TWO-POINT CONVERSIONS****Most Two-Point Conversions, Season**

- 5 2012
- 4 1998, 2000, 2004
- 3 2013
- 2 1994, 1995, 1996, 1999, 2001, 2005

**Most Two-Point Conversions, Opponents, Season**

- 7 1997
- 3 1994, 2000
- 2 1988, 2007, 2015

**Most Two-Point Conversions, Game**

- \*4 vs. Atlanta, 10/15/00
- 1 27 times, last vs. San Francisco, 11/11/15

**Most Two-Point Conversions, Opponent, Game**

- 2 @ New Orleans, 11/11/07
- 1 Many times, last vs. Seattle, 9/13/15





**Most Two-Point Conversion Attempts, Season**

9 2000  
6 1995, 2012  
5 1994

**Most Two-Point Conversion Attempts, Opponent, Season**

8 1997  
6 2000  
4 1994, 2007

**FIELD GOALS****Most Field Goals Attempted, Season**

†49 1966  
47 1973  
45 1970

**Most Field Goals Attempted, Opponent, Season**

39 2007  
38 2010  
37 1993, 2011, 2012

**Most Field Goals Attempted, Game**

7 vs. Detroit, 12/9/51  
vs. Denver, 9/10/06  
**@ Dallas, 10/1/17**  
6 Many times, last @ New Orleans, 11/26/72  
**5 Many times, last @ Minnesota, 11/8/15**

**Most Field Goals Attempted, Opponent, Game**

7 vs. Baltimore, 12/4/54  
vs. Minnesota, 11/5/89  
6 Many times, last vs. New Orleans, 9/26/04  
5 Many times, last @ Baltimore, 11/22/15

**Most Field Goals Made, Game**

7 at Dallas, 10/1/17  
6 vs. Denver, 9/10/06  
5 vs. Detroit, 12/9/51  
vs. San Diego, 10/1/00  
vs. Denver, 11/16/14  
4 Many times, last at Minnesota, 11/8/15

**Most Field Goals Made, Opponent, Game**

†7 vs. Minnesota, 11/5/89  
5 vs. Dallas, 12/21/87  
vs. New Orleans, 9/26/04  
**@ Baltimore, 10/14/07**  
vs. Minnesota, 12/16/12  
4 Many times, last at Tampa Bay, 10/24/10

**SAFETIES****Most Safeties, Game**

\*3 vs. New York Giants, 9/30/84  
2 vs. Green Bay, 10/21/73  
2 **@ Arizona, 11/6/11**  
1 **Many times, last vs. Indianapolis, 9/10/17**

**Most Safeties, Game, Opponent**

2 **@ San Francisco, 9/8/96**  
1 Many times, last vs. Arizona, 12/8/13

**FIRST DOWNS****Most First Downs, Season**

380 2000  
357 2001  
335 1999, 2003

**Most First Downs, Opponent, Season**

337 2013  
333 1994  
2009  
329 1996

**Fewest First Downs, Season**

88 1937  
101 1938  
103 1942

**Fewest First Downs, Opponent, Season**

116 1944  
124 1939  
129 1945

**Most First Downs, Game**

38 vs. New York Giants, 11/13/66  
34 vs. New York Yanks, 9/28/51  
vs. Arizona, 9/28/03  
33 vs. Green Bay, 12/16/56

**Most First Downs, Opponent, Game**

36 vs. Jacksonville, 10/20/96  
32 **@ San Francisco, 11/20/94**  
30t vs. Phoenix, 10/2/88  
30t vs. Chicago, 11/24/13, vs. New Orleans 12/15/13, vs. TB 12/17/15

**Most First Downs, Both Teams, Game**

58 vs. Chicago Bears, 10/24/54 (Rams 30, Bears 28)  
57 **@ New York Yanks, 11/19/50 (Rams 32, Yanks 25)**  
55 vs. Buffalo, 12/10/95 (Bills 28, Rams 27)  
vs. Minnesota, 12/10/00 (Rams 32, Vikings 23)

**Fewest First Downs, Game**

2 vs. Washington, 11/21/37  
3 Four times, last **@ Detroit, 9/24/40**  
4 Four times, last **@ Detroit, 12/14/69**

**Fewest First Downs, Opponent, Game**

1 **@ Seattle, 11/4/79**  
2 vs. Atlanta, 9/23/73  
4 vs. Chicago Cardinals, 9/17/38  
vs. Chicago Cardinals, 10/22/39

**Fewest First Downs, Both Teams, Game**

12 vs. Chicago Cards, 10/3/37 (Rams 3, Cardinals 9)  
13 **@ Detroit, 10/15/44 (Rams 7, Lions 7)**  
15 Many times, last **@ San Francisco, 11/21/76 (Rams 8, 49ers 7)**

**Most First Downs, Rushing, Season**

177 1973  
148 1983  
144 1980

**Fewest First Downs, Rushing, Season**

†36 1942  
51 1944  
61 1982

**Fewest First Downs, Rushing, Opponent, Season**

53 1999  
63 1966  
64 1966, 1970

**Most First Downs, Rushing, Game**

21 **@ New Orleans, 11/25/73**  
19 vs. Atlanta, 12/4/76  
18 Three times, last **@ Seattle, 11/4/79**

**Most First Downs, Rushing, Game, Opponent**

20 **@ Washington, 11/25/51**  
18 vs. New Orleans, 12/16/79  
vs. Detroit, 9/7/80  
17 **@ Detroit, 10/12/58**

**Fewest First Downs, Rushing, Game**

0 **@ San Francisco, 12/6/64**  
vs. New York Jets, 11/15/70  
**@ Detroit, 11/17/91**  
**@ Kansas City, 12/8/02**  
1 Many times, last vs. Seattle, 11/20/11  
2 Many times, last at New England, 12/4/16

**Fewest First Downs, Rushing, Opponent, Game**

0 Many Times, last **@ Indianapolis, 11/10/13**  
1 Many Times, last **@ San Francisco, 11/18/07**  
2 Many times, last vs. Oakland, 11/30/14

**Most First Downs, Passing, Season**

247 2000  
236 2001  
219 2002





**Most First Downs, Passing, Opponent, Season**

203 2013  
 198 1944  
 197 2012

**Fewest First Downs, Passing, Season**

23 1937  
 43 1944  
 44 1941

**Fewest First Downs, Passing, Opponent, Season**

28 1937  
 41 1938, 1944  
 43 1939

**Most First Downs, Passing, Game**

23 vs. Minnesota, 12/16/12  
 22 @ New York Giants, 10/2/05  
 21 Many times, last vs. San Diego, 10/1/00  
 20 Many times, last @ New Orleans, 11/11/07

**Most First Downs, Opponent, Passing, Game**

24 vs. Jacksonville, 10/20/96, vs. New Orleans 12/15/13  
 23 @ Detroit Lions, 9/9/12  
 20 @ San Francisco, 10/3/04

**Fewest First Downs, Passing, Game**

0 @ San Francisco, 10/10/71  
 1 Many times, last vs. Detroit, 10/19/86  
 2 Many times, last @ New Orleans, 9/15/91

**Fewest First Downs, Passing, Opponent, Game**

0 @ Pittsburgh, 11/13/49  
 vs. Atlanta, 9/23/73  
 1 Many times, last @ Seattle, 11/4/79  
 2 Many times, last vs. Atlanta, 10/26/86

**Most First Downs, Penalty, Season**

36 1998  
 35 2013  
 31 1990  
 29 1981, 2010, 2011

**Most First Downs, Penalty, Opponent, Season**

47 2013  
 40 2016  
 35 1997

**Fewest First Downs, Penalty, Season**

5 1953  
 6 1938  
 7 1940, 1942

**Fewest First Downs, Penalty, Opponent, Season**

4 1938, 1940  
 5 1937  
 6 1944

**NET YARDS GAINED RUSHING/PASSING****Most Yards Gained, Season**

\*7,075 2000  
 6,690 2001  
 6,412 1999

**Most Yards Gained, Opponent, Season**

5,965 2009  
 5,950 2008  
 5,885 2015

**Fewest Yards Gained, Season**

1,794 1937  
 2,253 1938  
 2,286 1941

**Fewest Yards Gained, Opponent, Season**

2,519 1945  
 2,717 1937  
 2,785 1939

**Most Yards Gained, Game**

735 vs. New York Yanks, 9/28/51  
 614 vs. San Diego, 10/1/00  
 613 @ New York Yanks, 11/19/50

**Most Yards Gained, Opponent, Game**

582 vs. Cincinnati, 10/7/90  
 574 @ Baltimore, 11/25/56  
 541 @ Green Bay, 10/18/42

**Most Yards Gained, Both Teams, Game**

\*1,113 @ New York Yanks, 11/19/50 (Rams 636, Yanks 497)  
 995 vs. San Diego, 10/1/00 (Rams 614, Chargers 381)  
 937 vs. Denver, 9/4/00 (Rams 514, Broncos 424)

**Fewest Yards Gained, Game**

58 @ Chicago Bears, 11/29/42  
 81 vs. Chicago Cards 10/3/37  
 86 vs. Washington, 11/21/37

**Fewest Yards Gained, Opponent, Game**

\*-7 @ Seattle, 11/4/79  
 63 vs. Green Bay, 10/21/73  
 68 @ Chicago Cards, 10/22/39

**Most Consecutive Games, 300 or More Yards**

30 2000-02  
 29 1949-51  
 22 1999-2000

**RUSHING****ATTEMPTS****Most Rushing Attempts, Season**

659 1973  
 621 1977  
 615 1980

**Most Rushing Attempts, Game**

65 @ Minnesota, 9/19/76  
 63 @ Seattle, 11/4/79  
 61 vs. New Orleans, 10/16/77

**YARDS****Most Yards Gained Rushing, Season**

2,925 1973  
 2,864 1984  
 2,799 1980

**Most Yards Gained Rushing, Opponent, Season**

2,475 2008  
 2,440 1961  
 2,427 2011

**Fewest Yards Gained Rushing, Season**

798 1938  
 875 1942  
 929 1941

**Fewest Yards Gained Rushing, Opponent, Season**

1,119 1967  
 1,189 1999  
 1,202 1982

**Most Yards Gained Rushing, Game**

371 @ New York Yanks, 11/18/51  
 340 @ New Orleans, 11/25/73  
 337 vs. Carolina, 11/11/01

**Most Yards Gained Rushing, Opponent, Game**

352 @ Washington, 11/25/51  
 330 @ Cleveland, 11/24/57  
 vs. Detroit, 9/7/80  
 307 vs. New Orleans, 11/18/81

**Most Yards Gained Rushing, Both Teams, Game**

\*595 vs. New York Yanks, 11/18/50 (Rams 371, Yanks 224)  
 548 vs. Minnesota 11/5/61 (Rams 295, Vikings 253)  
 506 @ Green Bay, 10/22/44 (Packers 294, Rams 212)



**Fewest Yards Gained Rushing, Game**

-29 @ Washington, 10/11/42  
 6 vs. Arizona, 11/20/05  
 10 @ Chicago Bears, 11/29/42

**Fewest Yards Gained Rushing, Opponent, Game**

1 vs. Chicago Bears, 10/26/52  
 6 vs. New York Giants, 11/12/89  
 8 vs. New York Giants, 9/30/84

**Fewest Yards Gained Rushing, Both Teams, Game**

62 @ San Francisco, 12/6/64 (Rams 15, 49ers 47)  
 78 @ Detroit, 11/7/99 (Rams 57, Detroit 21)  
 82 vs. New Orleans, 9/6/98 (Rams 47, New Orleans 35)

**TOUCHDOWNS****Most Touchdowns Rushing, Season**

28 1950  
 26 2000  
 24 1954

**Most Touchdowns Rushing, Opponent, Season**

26 1961, 2008  
 24 2009  
 22 1992, 1996, 2005

**Most Touchdowns, Rushing, Game**

7 vs. Atlanta, 12/4/76  
 6 vs. New York Yanks, 11/18/51  
 5 vs. Chicago, 10/24/54  
 @ Detroit, 10/12/58  
 vs. Minnesota, 12/10/00

**Most Touchdowns, Rushing, Opponent, Game**

6 vs. Cleveland, 11/24/57  
 5 vs. Detroit, 10/30/60  
 vs. Detroit, 9/7/80  
 @ Pittsburgh, 11/3/96  
 4 Many times, last @ Indianapolis, 10/17/05

**Most Touchdowns Rushing, Both Teams, Game**

8 vs. New York Yanks, 11/18/51 (Rams 6, Yanks 2)  
 7 @ Cleveland, 11/24/57 (Rams 1, Browns 6)  
 @ Detroit, 10/12/58 (Rams 5, Lions 2)  
 vs. Atlanta, 12/4/76 (Rams 7, Falcons 0)  
 vs. Detroit, 9/7/80 (Rams 2, Lions 5)  
 6 Many times, last @ Tampa Bay, 12/18/00 (Rams 3, Buccaneers 3)

**PASSING****ATTEMPTS****Most Passes Attempted, Season**

635 2002  
 632 1995  
 600 2003

**Fewest Passes Attempted, Season**

168 1937  
 199 1945  
 208 1944

**Most Passes Attempted, Game**

62 @ New York Giants, 10/2/05  
 61 vs. Buffalo, 12/10/95  
 56 @ San Francisco, 9/11/05

**Most Passes Attempted, Opponent, Game**

64 vs. Philadelphia, 11/6/49  
 58 @ Arizona, 9/29/96  
 vs. Atlanta, 12/2/07  
 @ Tampa Bay, 9/25/16

**Most Passes Attempted, Both Teams, Game**

97 vs. Chicago, 12/26/99 (Bears 55, Rams 42)  
 @ New York Giants, 10/2/05 (Rams 62, Giants 35)  
 96 vs. Cardinals, 9/12/10 (Cardinals 41, Rams 55)

93 vs. Atlanta, 12/2/07 (Rams 35, Atlanta 58)

**Fewest Passes Attempted, Game**

4 vs. Detroit, 9/10/37  
 6 vs. Chicago Cards, 11/5/39  
 @ New York Giants, 11/10/40  
 8 vs. Chicago Bears, 10/9/38  
 @ San Francisco, 11/21/76

**Fewest Passes Attempted, Opponent, Game**

†0 vs. Detroit, 9/10/37  
 @ Pittsburgh, 11/13/49  
 6 @ Brooklyn, 9/20/39  
 7 vs. Chicago Cards, 11/5/39  
 vs. Baltimore, 12/18/65

**Fewest Passes Attempted, Both Teams, Game**

4 vs. Detroit, 9/10/37 (Rams 4, Lions 0)  
 24 vs. Atlanta, 9/23/73 (Rams 15, Falcons 9)  
 25 Many times, last @ Pittsburgh, 11/13/49 (Rams 25, Steelers 0)

**COMPLETIONS****Most Passes Completed, Season**

408 2002  
 392 2005  
 380 2000

**Most Passes Completed, Game**

40 @ New York Giants, 10/2/05  
 36 vs. San Diego, 11/10/02  
 35 vs. San Francisco, 10/27/85  
 @ Seattle, 9/10/00  
 @ Green Bay, 11/29/04  
 vs. Minnesota, 12/16/12

**Most Passes Completed, Opponent, Game**

37 @ New York Jets, 9/25/83  
 vs. Jacksonville, 10/20/96  
 @ Arizona, 9/29/96  
 36 vs. New England, 11/16/86  
 vs. Chicago, 11/24/113  
 @ Tampa Bay, 9/25/16  
 34 @ St. Louis, 11/4/84

**Most Passes Completed, Both Teams, Game**

65 @ Atlanta, 9/15/13 (Falcons 31, Rams 24)  
 60 @ Philadelphia, 9/9/01 (Rams 28, Eagles 32)  
 59 vs. Chicago, 12/26/99 (Rams 27, Bears 32)  
 @ New York Giants, 10/2/05 (Rams 40, Giants 19)

**Fewest Passes Completed, Game**

1 Many times, last @ New York Giants, 11/10/40  
 2 @ San Francisco, 10/10/71  
 3 Many times, last @ San Francisco, 11/21/76

**Fewest Passes Completed, Opponent, Game**

†0 vs. Pittsburgh, 11/13/49  
 2 Many times, last @ Seattle, 11/4/79  
 3 Many times, last @ Chicago, 9/24/72

**Fewest Passes Completed, Both Teams, Game**

1 vs. Detroit, 9/10/37 (Rams 1, Lions 0)  
 4 vs. Chicago Bears, 10/9/38 (Rams 1, Bears 3)  
 6 vs. Chicago Cards, 10/3/37 (Rams 3, Cardinals 3)  
 vs. Pittsburgh, 10/29/39 (Rams 1, Steelers 5)

**YARDS****Most Yards Gained, Passing, Season**

\*5,492 2000  
 4,903 2001  
 4,480 2002

**Most Yards Gained, Passing, Opponent, Season**

4,085 2000  
 4,024 1989  
 3,913 2009



**Fewest Yards Gained, Passing, Season**

839 1937  
 1,261 1944  
 1,352 1941

**Fewest Yards Gained, Passing, Opponent, Season**

883 1937  
 1,248 1938  
 1,249 1939

**Most Yards Gained, Passing, Game**

541 vs. New York Yanks, 9/28/51  
 506 vs. Chicago, 12/26/82  
 453 vs. San Diego, 11/10/02

**Most Yards Gained, Passing, Opponent, Game**

483 vs. Cincinnati, 10/7/90  
 475 vs. San Francisco, 11/28/93  
 439 vs. San Francisco, 12/11/89

**Most Yards Gained, Passing, Both Teams, Game**

847 vs. Cincinnati, 10/7/90 (Rams 364, Bengals 483)  
 784 vs. San Diego, 10/1/00 (Rams 451, Chargers 333)  
 769 vs. Chicago 12/26/82 (Rams 506, Bears 263)

**Fewest Yards Gained, Passing, Game**

-18 @ San Francisco, 10/10/71  
 -5 @ Dallas Texans, 11/9/52  
 18 vs. Pittsburgh, 10/29/39

**Fewest Yards Gained, Passing, Opponent, Game**

-30 @ Seattle, 11/4/79  
 -1 @ Green Bay, 10/13/74  
 0 vs. Detroit, 9/10/37  
 @ Pittsburgh, 11/13/49

**Fewest Yards Gained, Passing, Both Teams, Game**

20 vs. Detroit, 9/10/37 (Rams 20, Lions 0)  
 28 @ Dallas Texans, 11/9/52 (Rams -5, Texans 33)  
 44 @ San Francisco, 11/21/76 (Rams 26, 49ers 18)

**COMPLETION PERCENTAGE****Highest Completion Percentage, Season**

68.8 2001  
 66.2 2012  
 65.4 2005

**Highest Completion Percentage, Opponent, Season**

68.1 2013  
 66.8 2015  
 65.7 2012  
 64.9 2016

**Highest Completion Percentage, Game (10 att.)**

88.9 @ San Francisco, 11/7/54  
 87.0 vs. San Francisco, 10/10/99  
 86.3 vs. Seattle, 10/19/14

**Highest Completion Percentage, Opponent, Game (10 att.)**

91.3 vs. Cleveland, 12/26/93  
 85.7 at Kansas City, 10/27/14  
 84.3 at Arizona, 12/9/13

**HAD INTERCEPTED****Fewest Passes Had Intercepted, Season**

7 1969  
 8 2006  
 10 2011

**Most Passes Had Intercepted, Season**

35 1941  
 34 1938  
 32 1981

**Most Passes Had Intercepted, Game**

7 Many times, last vs. Detroit, 10/26/58  
 6 Many times, last @ Carolina, 12/12/04  
 5 Many times, last @ Tennessee, 12/13/09

**TOUCHDOWNS****Most Touchdowns, Passing, Season**

42 1999  
 37 2000, 2001  
 31 1950, 1980, 1988

**Most Touchdowns, Passing, Game**

6 vs. New York Bulldogs, 11/27/49  
 vs. Washington, 12/11/49  
 vs. Detroit, 10/29/50  
 5 Many times, last vs. San Diego, 10/1/00  
 4 Many times, last vs. Washington, 12/24/06

**Most Touchdowns, Passing, Opponent, Game**

5 vs. St. Louis, 9/23/60  
 vs. Chicago, 10/13/63  
 vs. Miami, 12/14/86  
 @ San Francisco, 12/27/87  
 @ New Orleans, 11/27/16  
 4 Many times, last vs. New England, 10/28/12  
 3 Many times, last at Green Bay, 10/16/11

**SACKS****TOTAL SACKS****Most Sacks, Season**

57 1999  
 56 1980, 1985, 1988  
 53 1970, 2013

**Fewest Sacks, Season**

17 1991  
 18 1982  
 25 2009  
 26 1994

**Most Sacks, Game**

10 vs. Atlanta, 9/28/69  
 vs. San Diego, 10/4/70  
 9 Many times, last vs. Arizona, 10/4/12  
 8 Three times, last vs. Minnesota, 11/30/03

**Most Sacks, Opponent, Game**

11 @ Baltimore, 11/22/64  
 10 @ San Francisco, 12/6/74  
 vs. San Francisco, 10/11/76  
 9 @ New Orleans, 12/1/85

**Most Sacks, Both Teams, Game**

16 @ Baltimore, 11/22/64 (Rams 5, Colts 11)  
 14 @ New Orleans, 10/24/76 (Rams 9, Saints 5)  
 13 vs. Tampa Bay, 11/5/78 (Rams 9, Buccaneers 4)

**INTERCEPTIONS****TOTAL INTERCEPTIONS****Most Interceptions, Season**

38 1952  
 32 1967, 1976  
 31 1950, 1955

**Most Interceptions, Game**

7 vs. Detroit, 11/26/44  
 vs. Green Bay, 11/11/45  
 @ Chicago Bears, 10/9/49  
 vs. San Francisco, 10/18/64  
 6 @ Pittsburgh, 12/4/38  
 @ New York Yanks, 11/19/50  
 @ Dallas, 11/9/52  
 @ Kansas City, 10/20/85  
 @ Atlanta, 12/15/96  
 5 Many times, last @ Tennessee, 12/13/09



## YARDS GAINED

### Most Yards, Season

712 1952  
567 1999  
546 1980

### Most Yards, Opponent, Season

518 1952  
497 1995  
492 2002

### Fewest Yards, Season

5 1959  
15 1938  
24 1939

### Fewest Yards, Opponent, Season

27 1938  
40 1969  
61 1939

### Most Yards, Game

314 vs. San Francisco, 10/18/64  
225 vs. Green Bay, 9/21/80  
177 vs. Jacksonville, 10/20/96

### Most Yards, Opponent, Game

182 vs. Dallas Texans, 11/2/52  
171 @ San Francisco, 11/26/95  
149 @ Chicago, 10/11/64

### Most Yards, Both Teams, Game

338 vs. San Francisco, 10/18/64 (Rams 314, 49ers 24)  
308 vs. Dallas Texans, 11/2/52 (Rams 126, Texans 182)  
244 vs. Detroit, 11/1/53 (Rams 129, Lions 115)

## TOUCHDOWNS

### Most Touchdowns By Interceptions, Both Teams, Game

3 vs. Detroit, 11/1/53 (Rams 2, Lions 1)  
@ Arizona, 12/30/07 (Rams 1, Cardinals 2)  
2 Many times, last vs. Indianapolis, 9/10/17 (Rams 2)

## PUNTING

### Most Punts, Season

106 2011  
98 1986  
2016  
96 2015

### Most Punts, Opponents, Season

108 1979  
104 1978  
96 1986  
2016

### Most Punts, Game

12 vs. Chicago Bears, 10/9/38  
vs. Green Bay, 11/26/39  
@ New York, 11/10/40  
@ San Francisco, 11/21/76  
11 Many times, last @ San Francisco, 1/3/2010  
10 Many times, last @ San Francisco, 9/12/16

### Most Punts, Opponent, Game

14 vs. New York Yanks, 9/28/51  
12 Three times, last vs. Chicago Cardinals, 11/23/41  
11 Many times, last @ Seattle, 11/4/79

## AVERAGE YARDAGE

### Highest Average Distance, Punting, Season

49.6 2008  
47.9 2015  
47.8 2016

### Highest Average Distance, Punting, Game (4 punts)

56.9 vs. Arizona, 10/4/12  
56.2 vs. Buffalo, 9/28/08  
55.7 vs. New York Giants, 9/14/08  
56.0 vs. Arizona, 10/7/07

### Highest Avg. Distance, Punting, Opponent, Game (4 punts)

57.3 @ Chicago Bears, 11/16/52  
55.8 @ Detroit 10/10/54  
55.3 @ Washington, 10/26/41

## PUNT RETURNS

### TOTAL RETURNS

### Most Punt Returns, Season

67 1978  
62 1970  
58 1969, 1979

### Most Punt Returns, Opponents, Season

60 1963, 1997  
59 1979  
58 1998

### Fewest Punt Returns, Season

14 1961  
19 1993  
22 1982

### Fewest Punt Returns, Opponent, Season

17 2001  
22 1972  
23 1999

### Most Punt Returns, Game

8 Many times, last @ San Francisco, 10/25/81  
7 Many times, last vs. Atlanta, 12/11/16  
6 Many times, last vs. San Francisco, 9/7/97

### Most Punt Returns, Opponent, Game

9 vs. Baltimore, 11/22/64  
vs. Minnesota, 12/2/79  
@ Philadelphia, 9/7/08  
8 @ Detroit, 9/27/42  
@ Chicago Bears, 11/29/42  
7 Many times, last vs. Seattle, 11/20/11

### Most Punt Returns, Both Teams, Game

15 @ Detroit, 9/27/42 (Rams 7, Lions 8)  
@ Baltimore, 11/27/66 (Rams 8, Colts 7)  
14 @ Atlanta, 9/12/76 (Rams 7, Falcons 7)  
13 vs. Chicago, 11/23/75 (Rams 7, Bears 6)  
@ Atlanta, 9/18/77 (Rams 8, Falcons 5)  
@ Tampa Bay, 9/23/79 (Rams 7, Buccaneers 6)  
vs. Minnesota, 12/2/79 (Rams 4, Vikings 9)

## FAIR CATCHES

### Most Fair Catches, Season

25 1998, 1999, 2011  
24 1989, 2011  
23 1997, 2005

### Most Fair Catches, Opponent, Season

40 2016  
30 1968, 1986  
28 2011  
25 2015

### Most Fair Catches, Game

4 Many times, last vs. Seattle, 11/20/11  
3 Many times, last at New York Jets 11/13/16  
2 Many times, last vs. Miami 11/20/16





**Most Fair Catches, Opponent, Game**

7 @ San Francisco, 9/12/16  
 5 Four times, last at San Francisco, 11/14/10  
 4 Many times, last at Pittsburgh, 12/2/11

**Most Fair Catches, Both Teams, Game**

10 @ San Francisco, 9/12/16 (Rams 3, 49ers 7)  
 8 @ Baltimore, 11/8/71 (Rams 3, Colts 5)  
 7 Many times, last @ SF, 11/14/10 (Rams 2, 49ers 5)

**YARDS GAINED****Most Yards, Punt Returns, Season**

711 1978  
 676 1981  
 640 1947

**Most Yards, Punt Returns, Opponent, Season**

681 1963  
 652 1998  
 637 1994

**Fewest Yards, Punt Returns, Season**

79 2013  
 102 1993  
 129 1960  
 143 2004

**Fewest Yards, Punt Returns, Opponent, Season**

55 1972  
 67 1971  
 116 1977

**Most Yards, Punt Returns, Game**

219 @ Atlanta, 10/11/81  
 166 @ San Francisco, 10/25/81  
 147 @ Cincinnati 10/3/99

**Most Yards, Punt Returns, Opponents, Game**

155 vs. Washington, 9/21/63  
 148 @ Buffalo, 11/21/04  
 141 @ Green Bay, 10/9/94

**Most Yards, Punt Returns, Both Teams, Game**

\*282 @ Atlanta, 10/11/81 (Rams 219, Falcons 63)  
 198 @ Chicago Bears, 10/10/48 (Rams 69, Bears 129)  
 189 @ Kansas City, 12/8/02 (Rams 94, Chiefs 95)

**TOUCHDOWNS****Most Touchdowns, Punt Returns, Season**

3 1981  
 2 1947, 1949, 1952, 1984, 1992, 1996  
 1 1998, 1999, 2000, 2007, 2011, 2013, 2014, 2015

**Most Touchdowns, Punt Returns, Opponent, Season**

3 1951, 1994  
 2 1993, 2002, 2003, 2011

**Most Touchdowns, Punt Returns, Game**

†2 @ Atlanta, 10/11/81  
 vs. Atlanta, 12/27/92

**Most Touchdowns, Punt Returns, Game, Opponent**

2 @ Detroit, 10/14/51  
 1 Many times, last vs. San Francisco, 12/26/19

**KICKOFF RETURNS****Most Kickoff Returns, Season**

84 2004  
 82 2007  
 80 2008

**Most Kickoff Returns, Opponent, Season**

86 2001  
 85 1999  
 84 1989

**Fewest Kickoff Returns, Season**

26 1945

33 1977

34 1975, 2015

**Fewest Kickoff Returns, Opponent, Season**

19 1941  
 22 2016  
 25 2013

**Most Kickoff Returns, Game**

9 vs. New Orleans, 10/28/01  
 at Tennessee, 12/13/09  
 at Detroit, 10/10/10  
 8 Many times, last vs. Pittsburgh, 12/20/07  
 7 Many times, last vs. Atlanta, 11/21/10

**Most Kickoff Returns, Opponent, Game**

9 vs. San Diego, 10/1/00  
 8 Many times, last vs. Green Bay, 9/27/09  
 7 Many times, last vs. Indianapolis, 10/25/09

**Most Kickoff Returns, Both Teams, Game**

15 vs. New Orleans, 10/28/01 (Rams 9, Saints 6)  
 14 vs. Chicago Bears, 10/24/54 (Rams 7, Bears 7)  
 @ San Francisco, 11/7/54 (Rams 7, 49ers 7)  
 @ New Orleans, 10/23/94 (Rams 7, Saints 7)  
 vs. San Diego, 10/1/00 (Rams 5, Chargers 9)  
 @ Kansas City, 10/22/00 (Rams 8, Chiefs 6)

**YARDS GAINED****Most Yards, Kickoff Returns, Season**

1,938 2007  
 1,764 2009  
 1,761 2008

**Most Yards, Kickoff Returns, Opponent, Season**

2,194 2001  
 2,115 1999  
 1,888 2000

**Fewest Yards, Kickoff Returns, Season**

448 1945  
 690 1949  
 705 1977

**Fewest Yards, Kickoff Returns, Opponent, Season**

430 2016  
 463 1941  
 544 1942

**Most Yards, Kickoff Returns, Game**

267 @ Kansas City, 10/22/00  
 254 vs. Chicago, 10/13/63  
 239 vs. St. Louis, 11/14/76

**Most Yards, Kickoff Returns, Opponent, Game**

362 vs. Detroit, 10/29/50  
 304 @ New Orleans, 10/23/94  
 263 @ New York Giants, 11/11/48

**Most Yards, Kickoff Returns, Both Teams, Game**

560 vs. Detroit, 10/29/50 (Rams 198, Lions 362)  
 501 @ New Orleans, 10/23/94 (Rams 197, Saints 304)  
 384 @ New York Giants 11/14/48 (Rams 121, Giants 263)

**TOUCHDOWNS****Most Touchdowns, Kickoff Returns, Season**

3 1950, 1985  
 2 1999  
 1 1998, 2000, 2005, 2017

**Most Touchdowns, Kickoff Returns, Opponent, Season**

2 1950, 1964, 1967, 1981, 1994, 2001, 2002, 2003,  
 2006, 2007  
 1 Many times, last in 2009

**Most Touchdowns, Kickoff Returns, Game**

2 vs. Green Bay, 11/24/85  
 1 Many times, last vs. Jacksonville, 10/15/17

**Most Touchdowns, Kickoff Returns, Game, Opponent**

2 @ New Orleans, 10/23/94  
 vs. Chicago, 12/11/06  
 1 Many times, last at Detroit, 10/10/10





## **FUMBLES**

### **TOTAL FUMBLES**

#### **Most Fumbles, Season**

42 1996  
40 1964, 1965  
39 1978, 1986

#### **Most Fumbles, Opponent, Season**

42 1996  
40 1964, 1965  
39 1978, 1986

#### **Fewest Fumbles, Season**

14 2010  
17 1960  
18 2008

#### **Fewest Fumbles, Opponent, Season**

13 1956  
15 1974, 1982, 1994  
16 1998

#### **Most Fumbles, Game**

8 vs. Detroit, 10/31/65  
7 Many times, last vs. New Orleans, 12/16/79  
6 Many times, last @ New York Giants, 9/7/03

#### **Most Fumbles, Opponent, Game**

8 @ Chicago Cards, 11/27/38  
7 Many times, last vs. Arizona, 12/9/10  
6 Many times, last @ Green Bay, 9/4/88

#### **Most Fumbles, Both Teams, Game**

14 @ Chicago Bears, 11/24/40 (Rams 7, Bears 7)  
12 @ Chicago Bears, 9/15/39 (Rams 6, Bears 6)  
@ Chicago Bears, 11/16/52 (Rams 7, Bears 5)  
11 @ New York Giants, 9/7/03 (Rams 6, Giants 5)  
@ New Orleans, 10/24/76 (Rams 4, Saints 7)  
@ New York Giants, 12/1/46 (Rams 6, Giants 5)  
@ Chicago Cardinals, 11/27/38 (Rams 3, Cardinals 8)

### **FUMBLES LOST**

#### **Most Fumbles Lost, Season**

24 1983  
23 1958  
22 1953, 1965, 1978, 1986, 2001

#### **Most Fumbles Lost, Opponent, Season**

24 1947, 1948  
22 1984, 2003  
20 1966, 1983

#### **Most Fumbles Lost, Game**

6 vs. New England, 12/11/83  
vs. Detroit, 10/31/65  
@ Detroit, 9/29/40  
5 Many times, last vs. Phoenix, 9/1/91  
4 Many times, last vs. Tampa Bay, 11/26/01

#### **Most Fumbles Lost, Opponent, Game**

5 @ New Orleans, 10/24/76  
@ Green Bay, 9/25/66  
@ Detroit, 10/15/44  
@ Chicago Cardinals, 11/27/38

4 Many times, last vs. Cardinals, 12/9/10  
3 Many times, last @ Washington, 10/12/08

#### **Most Fumbles Lost, Both Teams, Game**

9 @ Chicago Bears, 9/15/39 (Rams 5, Bears 4)  
8 Many times, Last vs. New England, 12/11/83 (Rams 6, Patriots 2)  
7 @ Philadelphia, 12/1/02 (Rams 3, Eagles 4)  
@ Chicago Bears, 11/16/52 (Rams 4, Bears 3)  
@ Detroit, 9/29/40 (Rams 6, Lions 1)  
@ Chicago Cardinals, 11/27/38 (Rams 2, Cardinals 5)

## **PENALTIES**

### **TOTAL PENALTIES**

#### **Most Penalties, Season**

142 1997  
133 1978, 1996  
131 2011

#### **Most Penalties, Opponent, Season**

142 1997  
133 1978, 1996  
126 2010

#### **Fewest Penalties, Season**

29 1941  
45 1942  
51 1959

#### **Fewest Penalties, Opponent, Season**

43 1945  
46 1942  
47 1941, 1958

#### **Most Penalties, Game**

15 Five times, last vs. Philadelphia, 12/18/05  
14 Many times, last vs. New Orleans, 11/26/00  
13 Many times, last vs. San Francisco, 11/11/12

#### **Most Penalties, Opponent, Game**

18 vs. Chicago Bears, 11/10/46  
vs. Cleveland, 10/7/51  
17 vs. New Orleans, 11/26/00  
16 @ Chicago Bears, 10/10/48

#### **Most Penalties, Both Teams, Game**

31 vs. New Orleans, 11/26/00 (Rams 14, Saints 17)  
27 vs. Chicago Bears, 11/10/46 (Rams 9, Bears 18)  
26 vs. New Orleans, 11/8/81 (Rams 13, Saints 13)  
vs. Cincinnati, 9/1/96 (Rams 11, Bengals 15)  
@ Buffalo, 11/21/04 (Rams 11, Bills 15)  
@ San Francisco, 11/14/10 (Rams 12, 49ers 14)

#### **Fewest Penalties, Game**

0 vs. New Orleans, 12/9/90  
vs. Baltimore, 12/18/65  
@ Chicago, 11/29/42  
@ New York, 11/16/41  
1 Many times, last vs. Atlanta, 1/6/02  
2 Many times, last @ Tampa Bay, 12/18/00

#### **Fewest Penalties, Opponent, Game**

0 @ New England 10/26/08  
vs. Chicago, 9/24/95  
vs. Minnesota, 11/19/72  
vs. New York, 9/27/41  
1 Many times, last @ Seattle, 9/10/00  
2 Many times, last vs. Pittsburgh, 12/20/07

#### **Fewest Penalties, Both Teams, Game**

1 vs. New York Yanks, 9/27/53 (Rams 1, Yanks 0)  
2 vs. Green Bay, 12/16/62 (Rams 1, Packers 1)  
vs. Baltimore, 12/18/65 (Rams 0, Colts 2)  
3 Many times, last @ Phoenix, 12/5/93 (Rams 1, Cardinals 2)

### **YARDS PENALIZED**

#### **Most Yards Penalized, Season**

1,169 1978  
1,091 2016  
1,065 1997

#### **Most Yards Penalized, Opponent, Season**

1,066 2005  
1,064 1997  
1,028 1951

#### **Fewest Yards Penalized, Season**

195 1938  
220 1939  
218 1937

#### **Fewest Yards Penalized, Opponent, Season**

220 1939  
249 1938  
318 1939



**Most Yards Penalized, Game**

- 162 vs. Baltimore, 10/22/50
- 149 @ Dallas, 11/6/60
- 145 @ Chicago Bears, 10/19/58

**Most Yards Penalized, Opponent, Game**

- 177 vs. San Francisco, 9/18/94
- 173 vs. Minnesota, 9/22/67
- 150 vs. Detroit, 10/3/52
- 137 @ Baltimore, 11/22/15

**Most Yards Penalized, Both Teams, Game**

- 269 vs. Green Bay, 12/3/50 (Rams 123, Packers 146)
- 267 vs. Minnesota, 9/22/67 (Rams 94, Vikings 173)
- 253 @ Atlanta, 11/19/67 (Rams 135, Falcons 118)

**Fewest Yards Penalized, Game**

- 0 Many times, last vs. New Orleans, 12/9/90
- 5 Many times, Last @ Arizona, 12/7/08
- 7 @ New Orleans, 10/30/88
- @ Detroit, 10/12/58

**Fewest Yards Penalized, Opponent, Game**

- †0 Three times, last @ New England, 10/26/08
- 5 Many times, last @ Atlanta, 10/14/93
- 7 @ New Orleans, 10/30/88
- @ Green Bay 12/20/92

**Fewest Yards Penalized, Both Teams, Game**

- 10 vs. Green Bay, 12/16/62 (Rams 5, Packers 5)
- 15 vs. Chicago Cards, 11/23/41 (Rams 5, Cardinals 10)
- vs. New York Yanks, 9/27/53 (Rams 15, Yanks 0)
- 20 Many times, last @ Phoenix, 12/5/93 (Rams 10, Cardinals 10)





**Bold denotes player active with Rams**

*Italics denotes rookie*

## **RUSHING**

|            |   |                             |                                  |
|------------|---|-----------------------------|----------------------------------|
| 247        | Willie Ellison vs. New Orleans .....        | Dec. 5, 1971                | (26 carries, 1 TD)               |
| 223        | <i>Tom Wilson vs. Green Bay</i> .....       | <i>Dec. 16, 1956</i>        | <i>(23 carries, 0 TD)</i>        |
| 221        | Greg Bell vs. Green Bay .....               | Sept. 24, 1989              | (28 carries, 2 TD)               |
| 220        | Marshall Faulk @ New Orleans .....          | Dec. 24, 2000               | (32 carries, 2 TD)               |
| 215        | Eric Dickerson vs. Houston .....            | Dec. 9, 1984                | (27 carries, 2 TD)               |
| 213        | Charles White @ St. Louis .....             | Nov. 15, 1987               | (34 carries, 1 TD)               |
| 212        | <i>Jerome Bettis @ New Orleans</i> .....    | <i>Dec. 12, 1993</i>        | <i>(28 carries, 1 TD)</i>        |
| 210        | Greg Bell @ New England .....               | Dec. 24, 1989               | (26 carries, 1 TD)               |
| 208        | Eric Dickerson @ St. Louis .....            | Nov. 4, 1984                | (21 carries, 0 TD)               |
| 208        | Marshall Faulk vs. Atlanta .....            | Oct. 15, 2000               | (25 carries, 1 TD)               |
| 207        | Eric Dickerson vs. Tampa Bay .....          | Oct. 5, 1986                | (30 carries, 2 TD)               |
| 205        | Dan Towler @ Baltimore .....                | Nov. 22, 1953               | (14 carries, 1 TD)               |
| 202        | Marshall Faulk @ Carolina .....             | Dec. 23, 2001               | (30 carries, 2 TD)               |
| 199        | Ollie Matson @ Chicago Bears .....          | Oct. 11, 1959               | (31 carries, 3 TD)               |
| 199        | <i>Eric Dickerson vs. Detroit</i> .....     | <i>Oct. 2, 1983</i>         | <i>(30 carries, 2 TD)</i>        |
| 195        | Trung Canidate @ New York Jets .....        | Oct. 21, 2001               | (23 carries, 2 TD)               |
| 193        | Eric Dickerson @ St. Louis .....            | Sept. 7, 1986               | (38 carries, 2 TD)               |
| 192        | <i>Eric Dickerson @ New York Jets</i> ..... | <i>Sept. 25, 1983</i>       | <i>(28 carries, 2 TD)</i>        |
| 191        | Eric Dickerson @ Tampa Bay .....            | Nov. 25, 1984               | (28 carries, 3 TD)               |
| 183        | Marshall Faulk vs. Carolina .....           | Nov. 11, 2001               | (15 carries, 2 TD)               |
| 183        | Marshall Faulk vs. Seattle .....            | Oct. 20, 2002               | (32 carries, 3 TD)               |
| 181        | Marshall Faulk @ Atlanta .....              | Oct. 17, 1999               | (18 carries, 1 TD)               |
| 179        | Steven Jackson vs. Jacksonville .....       | Oct. 30, 2005               | (25 carries, 0 TD)               |
| 178        | Marshall Faulk @ Arizona .....              | Nov. 3, 2002                | (27 carries, 1 TD)               |
| 170        | Eric Dickerson vs. Atlanta .....            | Oct. 26, 1986               | (30 carries, 0 TD)               |
| 169        | Dick Bass @ Chicago .....                   | Dec. 9, 1962                | (20 carries, 1 TD)               |
| 168        | Marshall Faulk vs. Atlanta .....            | Jan. 6, 2002                | (20 carries, 1 TD)               |
| 166        | Ron Waller vs. Philadelphia .....           | Sept. 30, 1956              | (20 carries, 1 TD)               |
| 166        | Charles White vs. Pittsburgh .....          | Oct. 11, 1987               | (33 carries, 1 TD)               |
| 164        | Eric Dickerson @ New Orleans .....          | Oct. 14, 1984               | (20 carries, 0 TD)               |
| 161        | Steven Jackson @ Atlanta .....              | Dec. 28, 2008               | (30 carries, 2 TD)               |
| 160        | Steven Jackson vs. Dallas .....             | Oct. 10, 2008               | (25 carries, 3 TD)               |
| 159        | Charles White vs. Atlanta .....             | Dec. 13, 1987               | (29 carries, 2 TD)               |
| 159        | Steven Jackson vs. New Orleans .....        | Oct. 30, 2011               | (25 carries, 2 TD)               |
| <b>159</b> | <b><i>Todd Gurley @ Green Bay</i></b> ..... | <b><i>Oct. 11, 2015</i></b> | <b><i>(30 carries, 0 TD)</i></b> |
| 158        | Greg Hill, @ Buffalo .....                  | Sept. 20, 1998              | (19 carries, 2 TD)               |
| 158        | Marshall Faulk vs. Oakland .....            | Oct. 13, 2002               | (26 carries, 0 TD)               |
| 155        | Charles White @ Atlanta .....               | Oct. 18, 1987               | (31 carries, 0 TD)               |
| 155        | Dan Towler vs. New York Yanks .....         | Nov. 18, 1951               | (13 carries, 1 TD)               |
| 154        | Marshall Faulk @ New Orleans .....          | Dec. 12, 1999               | (29 carries, 1 TD)               |
| 154        | Dan Towler vs. Chicago Bears .....          | Oct. 25, 1953               | (24 carries, 1 TD)               |
| 152        | Lawrence McCutcheon @ New Orleans .....     | Nov. 25, 1973               | (20 carries, 0 TD)               |
| 152        | Lawrence McCutcheon @ Chicago .....         | Dec. 2, 1973                | (24 carries, 0 TD)               |
| 152        | Lawrence McCutcheon vs. Atlanta .....       | Dec. 11, 1977               | (17 carries, 0 TD)               |
| 150        | Eric Dickerson @ Seattle .....              | Sept. 23, 1985              | (31 carries, 3 TD)               |
| 150        | Eric Dickerson vs. Green Bay .....          | Nov. 24, 1985               | (31 carries, 1 TD)               |
| 150        | Steven Jackson vs. Washington .....         | Dec. 24, 2006               | (33 carries, 1 TD)               |



## CAREER 100-YARD RUSHING GAMES

| Games | Player                | W-L-T      |
|-------|-----------------------|------------|
| 38    | Eric Dickerson        | 27-11      |
| 33    | Steven Jackson        | 17-15-1    |
| 27    | Marshall Faulk        | 27-0       |
| 22    | Lawrence McCutcheon   | 19-2-1     |
| 11    | Jerome Bettis         | 3-8        |
| 10    | Dick Bass             | 6-4        |
| 10    | Dan Towler            | 10-0       |
| 9     | <b>Todd Gurley II</b> | <b>8-1</b> |
| 8     | Wendell Tyler         | 6-2        |
| 8     | Charles White         | 7-1        |
| 7     | Greg Bell             | 6-1        |
| 7     | Paul (Tank) Younger   | 3-3-1      |
| 6     | Cleveland Gary        | 4-2        |
| 5     | Jon Arnett            | 2-3        |
| 5     | Willie Ellison        | 2-2-1      |
| 5     | Ron Waller            | 4-1        |
| 5     | Tim Wilson            | 2-3        |
| 4     | Skeet Quinlan         | 1-3        |
| 4     | Zac Stacy             | 2-2        |

| Games | Player            | W-L-T |
|-------|-------------------|-------|
| 3     | Cullen Bryant     | 3-0   |
| 3     | John Cappelletti  | 2-0-1 |
| 3     | Ollie Matson      | 2-1   |
| 3     | Lawrence Phillips | 3-0   |
| 2     | Trung Canidate    | 2-0   |
| 2     | Dick Hoerner      | 1-0-1 |
| 2     | Les Josephson     | 2-0   |
| 2     | Joe Marconi       | 2-0   |
| 2     | Elvis Peacock     | 2-0   |
| 2     | Bob Thomas        | 2-0   |
| 2     | Tre Mason         | 2-0   |
| 1     | Benny Cunningham  | 1-0   |
| 1     | Jim Bertelsen     | 1-0   |
| 1     | Robert Delpino    | 1-0   |
| 1     | Harold Green      | 1-0   |
| 1     | Greg Hill         | 1-0   |
| 1     | Brian Leonard     | 0-1   |
| 1     | Jerald Moore      | 1-0   |
| 1     | Kenny Washington  | 1-0   |
| 1     | Justin Watson     | 1-0   |

## GAMES WITH MORE THAN ONE 100-YARD RUSHER

|                |   |
|----------------|---|
| Nov. 8, 1953   | vs. San Francisco, Skeet Quinlan (11-119) and Paul Younger (12-101)     |
| Oct. 24, 1954  | vs. Chicago Bears, Dan Towler (15-123) and Paul Younger (27-106)        |
| Oct. 31, 1954  | vs. Detroit, Paul Younger (18-140) and Skeet Quinlan (13-119)           |
| Dec. 4, 1955   | vs. Baltimore, Ron Waller (24-138) and Paul Younger (25-132)            |
| Sept. 16, 1973 | @ Kansas City, Jim Bertelsen (28-143) and Lawrence McCutcheon (21-120)  |
| Sept. 12, 1976 | @ Atlanta, Lawrence McCutcheon (26-115) and John Cappelletti (22-102)   |
| Sept. 19, 1976 | @ Minnesota, John Cappelletti (28-128) and Lawrence McCutcheon (29-110) |
| Nov. 11, 1996  | vs. Atlanta, Lawrence Phillips (14-106) and Harold Green (13-106)       |
| Nov. 11, 2001  | vs. Carolina, Marshall Faulk (15-183) and Trung Canidate (16-145)       |

## PASSING

|     |                                      |                |                        |
|-----|--------------------------------------|----------------|------------------------|
| 554 | Norm Van Brocklin vs. New York Yanks | Sept. 28, 1951 | (30 / 46, 0 TD, 0 Int) |
| 509 | Vince Ferragamo vs. Chicago          | Dec. 26, 1982  | (30 / 46, 3 TD, 2 Int) |
| 454 | Jim Everett @ New Orleans            | Nov. 26, 1989  | (29 / 51, 1 TD, 2 Int) |
| 453 | Marc Bulger vs. San Diego            | Nov. 10, 2002  | (36 / 48, 4 TD, 0 Int) |
| 450 | Marc Bulger vs. New York Jets        | Jan. 2, 2005   | (29 / 39, 3 TD, 2 Int) |
| 448 | Marc Bulger @ Green Bay              | Nov. 29, 2004  | (35 / 53, 2 TD, 1 Int) |
| 442 | Marc Bulger @ New York Giants        | Oct. 2, 2005   | (40 / 62, 2 TD, 3 Int) |
| 441 | Kurt Warner vs. Denver               | Sept. 4, 2000  | (25 / 35, 3 TD, 3 Int) |
| 436 | James Harris @ Miami                 | Oct. 3, 1976   | (17 / 29, 2 TD, 1 Int) |
| 431 | Trent Green vs. Carolina             | Nov. 5, 2000   | (29 / 42, 2 TD, 0 Int) |
| 406 | Jim Hardy vs. Chicago Cardinals      | Oct. 31, 1948  | (28 / 53, 3 TD, 2 Int) |
| 401 | Tony Banks @ Atlanta                 | Nov. 2, 1997   | (30 / 42, 2 TD, 1 Int) |
| 401 | Kurt Warner @ New England            | Nov. 18, 2001  | (23 / 34, 3 TD, 2 Int) |
| 394 | Kurt Warner vs. San Francisco        | Sept. 17, 2000 | (23 / 34, 2 TD, 2 Int) |
| 390 | Kurt Warner vs. San Diego            | Oct. 1, 2000   | (24 / 30, 4 TD, 0 Int) |
| 388 | Marc Bulger vs. Washington           | Dec. 24, 2006  | (25 / 38, 4 TD, 0 Int) |
| 385 | Kurt Warner vs. New Orleans          | Oct. 28, 2001  | (29 / 47, 1 TD, 4 Int) |
| 378 | Marc Bulger @ San Francisco          | Nov. 2, 2003   | (26 / 42, 1 TD, 2 Int) |
| 377 | Jim Everett @ Philadelphia           | Nov. 6, 1988   | (24 / 45, 2 TD, 4 Int) |
| 377 | Sam Bradford vs. Minnesota           | Dec. 16, 2012  | (35/55, 3 TD, 1 Int)   |
| 375 | Marc Bulger @ Pittsburgh             | Oct. 26, 2003  | (22 / 37, 1 TD, 0 Int) |
| 375 | Austin Davis @ Philadelphia          | Oct. 5, 2014   | (29/49, 3 TD, 0 Int)   |
| 372 | Billy Wade @ Green Bay               | Nov. 16, 1958  | (19 / 42, 1 TD, 2 Int) |
| 372 | Jim Everett vs. Cincinnati           | Oct. 7, 1990   | (25 / 46, 2 TD, 0 Int) |
| 372 | Mark Rypien vs. Buffalo              | Dec. 10, 1995  | (31 / 55, 1 TD, 2 Int) |
| 368 | Jim Everett vs. Indianapolis         | Sept. 17, 1989 | (28 / 35, 3 TD, 1 Int) |
| 368 | Marc Bulger vs. San Francisco        | Sept. 19, 2007 | (24 / 41, 1 TD, 0 Int) |
| 366 | Trent Green vs. Washington           | Nov. 20, 2000  | (23 / 38, 2 TD, 1 Int) |
| 365 | Jim Everett @ Denver                 | Nov. 27, 1988  | (25 / 47, 2 TD, 1 Int) |
| 365 | Jim Everett vs. New Orleans          | Dec. 9, 1990   | (31 / 50, 1 TD, 2 Int) |
| 362 | Marc Bulger @ San Francisco          | Sept. 11, 2005 | (34 / 56, 2 TD, 1 Int) |
| 360 | Marc Bulger vs. Seattle              | Oct. 15, 2006  | (26 / 39, 3 TD, 1 Int) |
| 359 | Kurt Warner vs. Indianapolis         | Dec. 30, 2001  | (23 / 30, 3 TD, 1 Int) |
| 358 | Marc Bulger vs. New Orleans          | Sept. 26, 2004 | (32 / 49, 1 TD, 0 Int) |
| 356 | Billy Wade @ Baltimore               | Nov. 23, 1958  | (24 / 41, 0 TD, 2 Int) |
| 356 | Marc Bulger vs. Chicago              | Dec. 11, 2006  | (34 / 55, 3 TD, 0 Int) |
| 354 | Jamie Martin vs. San Francisco       | Dec. 24, 2005  | (33 / 41, 1 TD, 2 Int) |
| 354 | Marc Bulger vs. Kansas City          | Nov. 5, 2006   | (31 / 42, 1 TD, 0 Int) |
| 353 | Tony Banks @ Baltimore               | Oct. 27, 1996  | (26 / 40, 1 TD, 1 Int) |



|     |                              |                |                        |
|-----|------------------------------|----------------|------------------------|
| 352 | Marc Bulger vs. Atlanta..... | Oct. 13, 2003  | (23 / 34, 2 TD, 2 Int) |
| 352 | Sam Bradford @ Atlanta.....  | Sept. 15, 2013 | (32 / 55, 3 TD, 1 Int) |
| 351 | Kurt Warner @ Carolina.....  | Dec. 5, 1999   | (22 / 31, 3 TD, 2 Int) |

### CAREER 300-YARD PASSING GAMES

| Games | Player                 | W-L-T | Games    | Player                 | W-L-T      |
|-------|------------------------|-------|----------|------------------------|------------|
| 30    | Kurt Warner.....       | 22-8  | 2        | Dieter Brock.....      | 0-2        |
| 27    | Marc Bulger.....       | 12-15 | 2        | Bob Waterfield.....    | 2-0        |
| 20    | Jim Everett.....       | 10-10 | 2        | Austin Davis.....      | 0-2        |
| 7     | Sam Bradford.....      | 2-5   | 1        | Zeke Bratkowski.....   | 1-0        |
| 5     | Norm Van Brocklin..... | 4-1   | 1        | Ryan Fitzpatrick.....  | 1-0        |
| 3     | Tony Banks.....        | 1-2   | 1        | Gus Frerotte.....      | 1-0        |
| 3     | Vince Ferragamo.....   | 1-2   | <b>1</b> | <b>Jared Goff.....</b> | <b>1-0</b> |
| 3     | Roman Gabriel.....     | 2-1   | 1        | Pat Haden.....         | 0-1        |
| 3     | Trent Green.....       | 2-1   | 1        | Jim Hardy.....         | 0-1        |
| 3     | Chris Miller.....      | 1-2   | 1        | James Harris.....      | 1-0        |
| 3     | Mark Rypien.....       | 0-3   | 1        | Case Keenum.....       | 0-1        |
| 3     | Bill Wade.....         | 1-2   | 1        | Jamie Martin.....      | 1-0        |

### RECEIVING

|     |   |                      |                             |
|-----|---|----------------------|-----------------------------|
| 336 | *Willie Anderson @ New Orleans.....     | Nov. 26, 1989        | (15 receptions, 1 TD)       |
| 303 | Jim Benton @ Detroit.....               | Nov. 22, 1945        | (10 receptions, 1 TD)       |
| 238 | Harold Jackson vs. Dallas.....          | Oct. 14, 1973        | (7 receptions, 4 TD)        |
| 233 | Isaac Bruce @ Atlanta.....              | Nov. 2, 1997         | (10 receptions, 3 TD)       |
| 230 | Henry Ellard vs. Indianapolis.....      | Sept. 17, 1989       | (12 receptions, 1 TD)       |
| 229 | Isaac Bruce @ Baltimore.....            | Oct. 27, 1996        | (11 receptions, 1 TD)       |
| 226 | <i>Eddie Kennison @ Atlanta.....</i>    | <i>Dec. 15, 1996</i> | <i>(5 receptions, 3 TD)</i> |
| 220 | Ron Jessie @ Miami.....                 | Oct. 3, 1976         | (7 receptions, 2 TD)        |
| 210 | Isaac Bruce vs. Miami.....              | Dec. 24, 1995        | (15 receptions, 1 TD)       |
| 208 | <i>Jim Phillips @ Green Bay.....</i>    | <i>Nov. 16, 1958</i> | <i>(8 receptions, 1 TD)</i> |
| 207 | Carroll Dale @ Detroit.....             | Nov. 17, 1963        | (7 receptions, 3 TD)        |
| 204 | Marshall Faulk (RB) vs. Chicago.....    | Dec. 26, 1999        | (12 receptions, 1 TD)       |
| 203 | Torry Holt vs. Indianapolis.....        | Dec. 30, 2001        | (7 receptions, 2 TD)        |
| 202 | Jim Benton @ New York Yanks.....        | Dec. 5, 1946         | (12 receptions, 2 TD)       |
| 200 | Tommy McDonald vs. Cleveland.....       | Dec. 12, 1965        | (6 receptions, 2 TD)        |
| 200 | Torry Holt @ San Francisco.....         | Nov. 2, 2003         | (11 receptions, 1 TD)       |
| 196 | Elroy Hirsch vs. Green Bay.....         | Dec. 12, 1953        | (9 receptions, 0 TD)        |
| 195 | Elroy Hirsch vs. Chicago Cardinals..... | Nov. 11, 1951        | (6 receptions, 2 TD)        |
| 192 | Isaac Bruce, vs. Minnesota.....         | Sept. 13, 1998       | (11 receptions, 1 TD)       |
| 191 | Isaac Bruce, vs. Atlanta.....           | Oct. 12, 1995        | (10 receptions, 2 TD)       |
| 189 | Tom Fears vs. Green Bay.....            | Dec. 3, 1950         | (3 receptions, 2 TD)        |
| 189 | Torry Holt @ Atlanta.....               | Sept. 24, 2000       | (3 receptions, 2 TD)        |
| 188 | Isaac Bruce vs. San Francisco.....      | Sept. 17, 2000       | (8 receptions, 1 TD)        |
| 183 | George Farmer vs. Chicago.....          | Dec. 26, 1982        | (9 receptions, 1 TD)        |
| 181 | Isaac Bruce @ Indianapolis.....         | Oct. 1, 1995         | (8 receptions, 2 TD)        |
| 179 | Isaac Bruce vs. New Orleans.....        | Oct. 28, 2001        | (7 receptions, 1 TD)        |
| 175 | Del Shofner vs. Baltimore.....          | Dec. 6, 1958         | (5 receptions, 1 TD)        |
| 174 | Torry Holt @ Pittsburgh.....            | Oct. 26, 2003        | (7 receptions, 1 TD)        |
| 173 | Elroy Hirsch @ New York Yanks.....      | Sept. 28, 1951       | (9 receptions, 4 TD)        |
| 173 | Isaac Bruce vs. San Francisco.....      | Oct. 22, 1995        | (9 receptions, 0 TD)        |
| 172 | Torry Holt vs. Minnesota.....           | Dec. 10, 2000        | (9 receptions, 0 TD)        |
| 171 | Henry Ellard @ Detroit.....             | Dec. 6, 1987         | (7 receptions, 1 TD)        |
| 170 | Isaac Bruce @ Green Bay.....            | Nov. 29, 2004        | (9 receptions, 1 TD)        |
| 169 | Del Shofner @ Detroit.....              | Nov. 15, 1959        | (5 receptions, 1 TD)        |
| 168 | Elroy Hirsch @ Green Bay.....           | Oct. 11, 1953        | (8 receptions, 0 TD)        |
| 167 | Henry Ellard @ Denver.....              | Nov. 27, 1988        | (11 receptions, 2 TD)       |
| 167 | Isaac Bruce vs. San Diego.....          | Oct. 1, 2000         | (9 receptions, 2 TD)        |
| 166 | Henry Ellard @ Philadelphia.....        | Nov. 6, 1988         | (7 receptions, 1 TD)        |
| 165 | Henry Ellard vs. Atlanta.....           | Oct. 8, 1989         | (8 receptions, 0 TD)        |
| 165 | Torry Holt @ Tampa Bay.....             | Dec. 18, 2000        | (9 receptions, 1 TD)        |
| 163 | Elroy Hirsch @ San Francisco.....       | Oct. 28, 1951        | (4 receptions, 1 TD)        |
| 163 | Jim Phillips vs. Chicago.....           | Sept. 23, 1961       | (9 receptions, 0 TD)        |
| 163 | Henry Ellard vs. Phoenix.....           | Nov. 19, 1989        | (7 receptions, 2 TD)        |
| 163 | Isaac Bruce vs. San Diego.....          | Nov. 10, 2002        | (10 receptions, 3 TD)       |
| 163 | Torry Holt, vs. Tennessee.....          | Sept. 25, 2005       | (9 receptions, 1 TD)        |
| 163 | Torry Holt, vs. San Francisco.....      | Dec. 24, 2005        | ( 10 receptions, 1 TD)      |
| 163 | <i>Donnie Avery @ New England.....</i>  | <i>Oct. 26, 2008</i> | <i>(6 receptions, 1 TD)</i> |
| 162 | Tom Fears @ New York Yanks.....         | Sept. 28, 1951       | (7 receptions, 0 TD)        |
| 161 | Torry Holt vs. Atlanta.....             | Oct. 13, 2003        | (11 receptions, 2 TD)       |
| 160 | Danny Amendola.....                     | Sept. 16, 2012       | (15 receptions, 1 TD)       |
| 160 | Henry Ellard vs. Kansas City.....       | Nov. 10, 1991        | (8 receptions, 1 TD)        |
| 160 | Torry Holt vs. San Francisco.....       | Dec. 5, 2004         | (10 receptions, 1 TD)       |





|     |                                |                |                       |
|-----|--------------------------------|----------------|-----------------------|
| 159 | Tom Fears vs. Washington       | Dec. 11, 1949  | (10 receptions, 2 TD) |
| 157 | Elroy Hirsch @ New York Yanks  | Nov. 19, 1954  | (5 receptions, 0 TD)  |
| 157 | Bob Boyd vs. San Francisco     | Oct. 3, 1954   | (5 receptions, 1 TD)  |
| 155 | Tommy McDonald @ Chicago       | Oct. 10, 1965  | (9 receptions, 0 TD)  |
| 154 | Jim Phillips @ New York Giants | Oct 22, 1961   | (8 receptions, 1 TD)  |
| 154 | Willie Anderson @ Atlanta      | Sept. 11, 1994 | (5 receptions, 1 TD)  |
| 154 | Torry Holt vs. Seattle         | Oct. 15, 2006  | (8 receptions, 3 TD)  |
| 152 | Isaac Bruce @ Cincinnati       | Oct. 3, 1999   | (6 receptions, 0 TD)  |
| 152 | Drew Hill @ Pittsburgh         | Sept. 16, 1984 | (4 receptions, 1 TD)  |
| 151 | Jim Benton, @ Chicago          | Oct. 21, 1945  | (7 receptions, 1 TD)  |
| 151 | Jim Phillips, @ Dallas         | Nov. 6, 1960   | (7 receptions, 2 TD)  |
| 151 | Jack Snow, @ Baltimore         | Oct. 15, 1967  | (3 receptions, 2 TD)  |
| 151 | Ron Jessie, @ Atlanta          | Nov. 16, 1975  | (10 receptions, 1 TD) |
| 151 | Torry Holt @ Carolina          | Dec. 12, 2004  | (6 receptions, 1 TD)  |
| 150 | Elroy Hirsch, @ San Francisco  | Oct. 7, 1956   | (8 receptions, 2 TD)  |
| 150 | Jack Snow, vs. Detroit         | Dec. 14, 1970  | (7 receptions, 0 TD)  |

\*NFL Record

### GAMES WITH MORE THAN ONE 100-YARD RECEIVER

|                |   |
|----------------|---|
| Dec. 11, 1949  | vs. Washington, Tom Fears (10-159) and Bob Shaw (5 -137)                                  |
| Sept. 22, 1950 | vs. New York Yanks, Glen Davis (5-103) and Dick Hoerner (4-105)                           |
| Nov. 19, 1950  | @ New York Yanks, Dick Hoerner (14-125) and Elroy Hirsch (8-157)                          |
| Sept. 28, 1951 | @ New York Yanks, Tom Fears (7-162), Elroy Hirsch (9-173), and Verda (V.T.) Smith (2-103) |
| Dec. 14, 1952  | vs. Pittsburgh, Tom Fears (10-122) and Elroy Hirsch (4-108)                               |
| Oct. 4, 1953   | @ San Francisco, Bob Boyd (4-107) and Elroy Hirsch (9-107)                                |
| Sept. 26, 1954 | @ Baltimore, Skeet Quinlan (4-135) and Bob Boyd (4-121)                                   |
| Oct. 10, 1954  | @ Detroit, Bob Boyd (8-128) and Elroy Hirsch (6-105)                                      |
| Nov. 21, 1954  | @ New York Giants, Bob Boyd (5-103) and Tom Fears (9-136)                                 |
| Dec. 12, 1954  | vs. Green Bay, Bob Boyd (4-106) and Elroy Hirsch (5-119)                                  |
| Oct. 7, 1956   | @ San Francisco, Elroy Hirsch (8-150) and Bob Boyd (7-119)                                |
| Nov. 23, 1958  | @ Baltimore, Lamar Lundy (6-103) and Del Shofner (8-110)                                  |
| Oct. 11, 1964  | @ Chicago, Jim Phillips (7-110) and Bucky Pope (4-108)                                    |
| Nov.1, 1964    | @ Detroit, Carroll Dale (7-109) and Marlin McKeever (6-100)                               |
| Dec. 4, 1976   | vs. Atlanta, Ron Jessie (4-112) and Dwight Scales (2-102)                                 |
| Dec. 26, 1982  | vs. Chicago, George Farmer (9-183) and Preston Dennard (5-122)                            |
| Sept. 9, 1990  | @ Green Bay, Henry Ellard (6-106) and Willie Anderson (5-128)                             |
| Oct. 7, 1990   | vs. Cincinnati, Henry Ellard (7-100) and Willie Anderson (7-144)                          |
| Dec. 9, 1990   | vs. New Orleans, Henry Ellard (5-107) and Willie Anderson (5-123)                         |
| Sept. 1, 1991  | vs. Phoenix, Robert Delpino (10-113) and Henry Ellard (7-116)                             |
| Dec. 5, 1999   | @ Carolina, Isaac Bruce (6-111) and Az-Zahir Hakim (4-122)                                |
| Dec. 12, 1999  | @ New Orleans, Isaac Bruce (4-102) and Torry Holt (6-113)                                 |
| Sept. 4, 2000  | vs. Denver, Az-Zahir Hakim (5-118), Torry Holt (6-103), and Marshall Faulk (4-100)        |
| Oct. 1, 2000   | vs. San Diego, Isaac Bruce (9-167), Marshall Faulk (6-116), and Az-Zahir Hakim (5-104)    |
| Nov. 5, 2000   | vs. Carolina, Az-Zahir Hakim (8-147) and Torry Holt (4-130)                               |
| Nov. 10, 2002  | vs. San Diego, Isaac Bruce (10-163) and Torry Holt (7-118)                                |
| Sept. 7, 2003  | @ New York Giants, Isaac Bruce (8-120), and Torry Holt (7-111)                            |
| Sept. 19, 2004 | @ Atlanta, Torry Holt (9-121) and Isaac Bruce (5-102)                                     |
| Oct. 1, 2006   | vs. Detroit, Isaac Bruce (7-100) and Torry Holt (6-102)                                   |
| Dec. 24, 2006  | vs. Washington, Isaac Bruce (9-148) and Steven Jackson (6-102)                            |
| Sept. 21, 2017 | @ San Francisco, Robert Woods (6-108) and Sammy Watkins (6-106)                           |

### CAREER 100-YARD RECEIVING GAMES

| Games | Player              | W-L-T |
|-------|---------------------|-------|
| 46    | Torry Holt          | 27-19 |
| 43    | Isaac Bruce         | 22-21 |
| 26    | Henry Ellard        | 12-14 |
| 21    | Elroy Hirsch        | 12-9  |
| 16    | Tom Fears           | 8-7-1 |
| 15    | Bob Boyd            | 9-5-1 |
| 14    | Jim Phillips        | 4-9-1 |
| 10    | Jack Snow           | 5-4-1 |
| 9     | Willie Anderson     | 4-5   |
| 8     | Carroll Dale        | 2-5-1 |
| 8     | Harold Jackson      | 5-3   |
| 8     | Del Shofner         | 2-6   |
| 6     | Tommy McDonald      | 4-2   |
| 5     | Kenny Britt         | 2-3   |
| 5     | Bernie Casey        | 3-0-2 |
| 5     | Ron Jessie          | 5-0   |
| 4     | Jim Benton          | 3-1   |
| 4     | Marshall Faulk (RB) | 4-0   |

| Games | Player                   | W-L-T |
|-------|--------------------------|-------|
| 4     | Az-Zahir Hakim           | 3-1   |
| 4     | Martin McKeever (TE)     | 1-3   |
| 3     | Preston Dennard          | 1-2   |
| 3     | Drew Hill                | 1-2   |
| 3     | Amp Lee (RB)             | 1-2   |
| 3     | Bucky Pope               | 1-2   |
| 2     | Bob Carey                | 1-1   |
| 2     | Robert Delpino (RB)      | 0-2   |
| 2     | George Farmer            | 0-2   |
| 2     | Steven Jackson (RB)      | 1-1   |
| 2     | Eddie Kennison           | 1-1   |
| 2     | Willie Miller            | 1-1   |
| 2     | Ricky Proehl             | 2-0   |
| 2     | Verda (V. T.) Smith (RB) | 1-1   |
| 2     | Billy Truax (TE)         | 2-0   |
| 2     | Wendell Tucker           | 2-0   |
| 2     | Danny Amendola           | 1-0-1 |
| 2     | Chris Givens             | 1-1   |
| 1     | Danario Alexander (WR)   | 0-1   |



| Games | Player.....              | W-L-T |
|-------|--------------------------|-------|
| 1     | Jon Arnett (RB) .....    | 0-1   |
| 1     | Donnie Avery (WR) .....  | 0-1   |
| 1     | Johnny Bailey (RB) ..... | 0-1   |
| 1     | Mike Barber (TE) .....   | 0-1   |
| 1     | Jim Bertlesen (RB) ..... | 0-1   |
| 1     | Ron Brown .....          | 1-0   |
| 1     | Leon Clarke .....        | 1-0   |
| 1     | Mark Clayton (WR) .....  | 0-1   |
| 1     | Aaron Cox .....          | 1-0   |
| 1     | Kevin Curtis .....       | 1-0   |
| 1     | Glen Davis .....         | 1-0   |
| 1     | Troy Drayton (TE) .....  | 1-0   |
| 1     | Pete Holohan (TE) .....  | 1-0   |
| 1     | Tom Keane .....          | 1-0   |
| 1     | Lamar Lundy (TE) .....   | 0-1   |

| Games | Player.....                | W-L-T      |
|-------|----------------------------|------------|
| 1     | Ollie Matson (RB) .....    | 0-1        |
| 1     | Shaun McDonald .....       | 0-1        |
| 1     | Dwight Scales .....        | 1-0        |
| 1     | Bob Shaw .....             | 1-0        |
| 1     | Clendon Thomas (RB) .....  | 0-1        |
| 1     | Billy Waddy .....          | 1-0        |
| 1     | Brandon Gibson .....       | 1-0        |
| 1     | Lance Kendricks (TE) ..... | 1-0        |
| 1     | Jared Cook (TE) .....      | 1-0        |
| 1     | <b>Tavon Austin</b> .....  | <b>1-0</b> |
| 1     | Stedman Bailey .....       | 1-0        |
| 1     | <b>Sammy Watkins</b> ..... | <b>1-0</b> |
| 1     | <b>Robert Woods</b> .....  | <b>1-0</b> |

**GAMES WITH 300-YARD PASSER, 100-YARD RUSHER, 100-YARD RECEIVER**

|                                   |  |
|-----------------------------------|--|
| vs. San Francisco, Oct. 23, 1983  | QB Vince Ferragamo (26-35, 327 yds, 5 TD, 2 Int.); RB Eric Dickerson (25-144); TE Mike Barber (8-113, 1 TD)  |
| @ Detroit, Dec. 6, 1987           | QB Jim Everett (20-26, 324 yds, 2 TD, 2 Int.); RB Charles White (29-102, 1 TD); WR Henry Ellard (7-171, 1 TD)  |
| @ Denver, Nov. 27, 1988           | QB Jim Everett (25-47, 365 yds, 2 TD, 1 Int.); RB Greg Bell (22-112, 1 TD); WR Henry Ellard (11-167, 2 TD)   |
| vs. Atlanta, Oct. 21, 1990        | QB Jim Everett (24-38, 302 yds, 3 TD); RB Cleveland Gary (19-102, 2 TD); WR Henry Ellard (6-109, 1 TD)   |
| @ Atlanta, Dec. 15, 1996          | QB Tony Banks (11-16, 304 yds, 3 TD, 1 Int.); RB Lawrence Phillips (22-122, 1 TD); WR Eddie Kennison (5-226, 3 TD)   |
| @ Carolina, Dec. 5, 1999          | QB Kurt Warner (22-31, 351 yds, 3 TD, 2 Int.); RB Marshall Faulk (22-118); WR Az-Zahir Hakim (4-122, 2 TD); WR Isaac Bruce (6-111)                           |
| @ New Orleans, Dec. 12, 1999      | QB Kurt Warner (21-31, 346 yds, 2 TD, 1 Int.); RB Marshall Faulk (29-154, 1 TD); WR Torry Holt (6-112); WR Isaac Bruce (4-102)                               |
| vs. San Francisco, Sept. 17, 2000 | QB Kurt Warner (23-34, 394 yds, 2 TD, 2 Int.); RB Marshall Faulk (25-134, 3 TD); WR Isaac Bruce (8-188, 1 TD)  |
| vs. San Diego, Oct. 1, 2000       | QB Kurt Warner (30-24, 390, 4 TD); RB Justin Watson (14-102, 1 TD); WR Isaac Bruce (9-167, 2 TD); RB Marshall Faulk (6-116, 2 TD); WR Az-Zahir Hakim (5-104) |
| vs. Minnesota, Dec. 10, 2000      | QB Kurt Warner (27-32, 346 yds); RB Marshall Faulk (25-135, 4 TD); WR Torry Holt (9-172)   |
| @ San Francisco, Sept. 23, 2001   | QB Kurt Warner (24-35, 321 yds, 3 TD, 1 Int.); RB Marshall Faulk (18-105); WR Isaac Bruce (8-144, 1 TD)  |
| vs. Indianapolis, Dec. 30, 2001   | QB Kurt Warner (23-20, 359 yds, 3 TD, 1 Int.); RB Marshall Faulk (25-118, 3 TD); WR Torry Holt (7-203, 2 TD)   |
| @ Arizona, Nov. 23, 2003          | QB Marc Bulger (28-44, 329 yds, 1 TD, 4 Int.); RB Marshall Faulk (24-100, 1 TD); WR Torry Holt (9-145)   |
| @ Houston, Nov. 27, 2005          | QB Ryan Fitzpatrick (19-30, 310 yards, 1 TD, 3 Int.); RB Steven Jackson (25-110, 1 TD); WR Torry Holt (10-130, 1 TD)   |
| vs. Washington, Dec. 24, 2006     | QB Marc Bulger (28-38), 388 yards, 4 TD, 0 Int.); RB Steven Jackson (33-150, 1 TD); WR Isaac Bruce (9-148, 1 TD); RB Steven Jackson (6-102, 1 TD)            |

**LARGEST MARGIN OF VICTORY**

|                   |                                    |
|-------------------|------------------------------------|
| 59 points (59-0)  | vs. Atlanta, Dec. 4, 1976          |
| 52 points (52-0)  | vs. Oakland, Nov. 30, 2014         |
| 49 points (56-7)  | vs. San Francisco, Nov. 9, 1958    |
| 48 points (48-0)  | @ Baltimore, Sept. 26, 1954        |
| 43 points (70-27) | vs. Baltimore, Oct. 22, 1950       |
| 43 points (45-21) | vs. Baltimore, Dec. 5, 1953        |
| 41 points (59-16) | vs. Atlanta, Nov. 10, 1996         |
| 41 points (65-24) | vs. Detroit, Oct. 29, 1950         |
| 40 points (55-14) | vs. New York Giants, Nov. 13, 1966 |
| 40 points (54-14) | @ New York Yanks, Sept. 28, 1951   |
| 39 points (42-3)  | @ Philadelphia, Nov. 3, 1975       |
| 39 points (45-6)  | vs. Seattle, Oct. 31, 1976         |
| 37 points (46-9)  | vs. Indianapolis, Sept. 10, 2017   |

**LARGEST MARGIN OF DEFEAT**

|                   |                                     |
|-------------------|-------------------------------------|
| 48 points (48-0)  | @ San Francisco, Dec. 27, 1987      |
| 44 points (47-3)  | @ New York Jets, Nov. 9, 2008       |
| 47 points (47-0)  | @ Chicago Bears, Nov. 29, 1942      |
| 40 points (47-7)  | @ Tennessee, Dec. 13, 2009          |
| 39 points (49-10) | @ Kansas City, Dec. 8, 2002         |
| 38 points (52-14) | vs. Chicago Bears, Oct. 13, 1963    |
| 38 points (44-6)  | @ Detroit, Oct. 10, 2010            |
| 38 points (45-7)  | vs. New England, Oct. 28, 2012      |
| 38 points (44-6)  | vs. Arizona Cardinals, Jan. 1, 2017 |
| 36 points (56-20) | @ Philadelphia, Oct. 8, 1950        |
| 36 points (42-6)  | @ Pittsburgh, Nov. 3, 1996          |
| 36 points (42-6)  | vs. Indianapolis, Oct. 25, 2009     |
| 35 points (35-0)  | @ San Francisco, Oct. 4, 2009       |
| 35 points (38-3)  | @ Philadelphia, Sept. 7, 2008       |
| 35 points (35-0)  | @ San Francisco, Oct. 8, 1961       |
| 35 points (56-21) | @ Baltimore, Nov. 25, 1956          |
| 35 points (42-7)  | vs. Green Bay, Nov. 12, 1944        |
| 35 points (49-14) | @ New York, Nov. 16, 1941           |





**LOS ANGELES  
RAMS  
2017 GAME  
SUMMARIES**



**1****LOS ANGELES 46, INDIANAPOLIS 9**  
September 10, 2017 - L.A. Memorial Coliseum - Los Angeles, Calif.**WEATHER: 90 degrees, sunny - ATTENDANCE: 60,128 - TIME: 2:59**

The Los Angeles Rams opened the Sean McVay era with an impressive win against the Indianapolis Colts by a score of 46-9. The Rams were clicking on all three phases. The offensive unit, led by QB Jared Goff recorded 318 yards through the air Goff completed 21-of-29 passing attempts for 306 yards and one touchdown. The L.A. defensive unit scored the first touchdown of the 2017 campaign by way of a pick-six by CB Trumaine Johnson who intercepted a QB Scott Tolzien pass and returned it 39 yards for a score. S Lamarcus Joyner also recorded a pick six in the contest and DE Morgan Fox forced a Colts safety, marking the first time a team has recorded two interceptions returned for touchdowns and a safety in the first game of the season. Additionally the Rams defensive unit did not allow the Colts to convert a single third down attempt (0-for-10) or their lone fourth down attempt. Completing the trifecta, the L.A. special teams unit did not allow a single return yard in the contest - P Johnny Hekker recorded five punts covering 218 yards (43.6 net yards/punt) with all five punts landing inside the Indianapolis Colts' 20-yard line, none of which went for a touchback. K Greg Zuerlein connected on all three field goal attempts from distances of 50 yards, 35 yards and 44 yards.

**STARTING LINEUPS****INDIANAPOLIS COLTS**

|       |              |         |             |
|-------|--------------|---------|-------------|
| WR 13 | T. Hilton    | DE 96   | H. Anderson |
| LT 74 | A. Castonzo  | NT 99   | A. Woods    |
| LG 67 | J. Vujnovich | DT 95   | J. Hankins  |
| C 69  | D. Bond      | SLB 51  | J. Simon    |
| RG 75 | J. Mewhort   | MIKE 44 | A. Morrison |
| RT 71 | D. Good      | WILL 57 | J. Bostic   |
| TE 84 | J. Doyle     | RUSH 93 | J. Sheard   |
| WR 10 | D. Moncrief  | LCB 30  | R. Melvin   |
| QB 16 | S. Tolzien   | SS 41   | M. Farley   |
| TE 85 | B. Williams  | FS 20   | D. Butler   |
| RB 23 | F. Gore      | S 32    | T. Green    |

**LOS ANGELES RAMS**

|       |               |        |               |
|-------|---------------|--------|---------------|
| TE 81 | G. Everett    | DE 93  | E. Westbrooks |
| TE 89 | T. Higbee     | NT 90  | M. Brockers   |
| LT 77 | A. Whitworth  | DT 95  | T. Walker     |
| LG 76 | R. Saffold    | OLB 94 | R. Quinn      |
| C 65  | J. Sullivan   | OLB 98 | C. Barwin     |
| RG 68 | J. Brown      | ILB 52 | A. Ogletree   |
| RT 79 | R. Havenstein | ILB 26 | M. Barron     |
| WR 12 | S. Watkins    | LCB 22 | T. Johnson    |
| WR 17 | R. Woods      | RCB 21 | K. Webster    |
| QB 16 | J. Goff       | SS 31  | M. Alexander  |
| RB 30 | T. Gurley II  | FS 20  | L. Joyner     |

**LOS ANGELES SUBSTITUTIONS:** K 4 G. Zuerlein, P 6 J. Hekker, WR 10 P. Cooper, WR 11 T. Austin, QB 14 S. Mannion, WR 18 C. Kupp, CB 23 N. Robey-Coleman, DB 24 B. Countess, RB 33 J. Davis, RB 34 M. Brown, CB 36 D. Hatfield, S 38 Co. Davis, S 43 J. Johnson, LS 44 J. McQuaide, OLB 50 S. Ebukam, LB 54 B. Hager, OLB 58 C. Littleton, T 63 D. Williams, C 66 A. Blythe, WR 83 J. Reynolds, TE 86 D. Carrier, DT 92 T. Smart, DE 96 M. Longacre, DE 97 M. Fox

**LOS ANGELES INACTIVES:** QB 8 B. Allen, DB 41 M. Christian, OLB 51 E. Price, T 64 A. Donnal, C 70 J. Dielman, DE 71 Q. Jefferson, C 72 A. Neary

**SCORING SUMMARY**

|                                   | 1  | 2  | 3  | 4 | OT | TOTAL | FIELD GOALS      |
|-----------------------------------|----|----|----|---|----|-------|------------------|
| <b>VISITOR</b> Indianapolis Colts | 3  | 0  | 0  | 6 | -  | 9     | (20), 38LU       |
| <b>HOME</b> Los Angeles Rams      | 10 | 17 | 10 | 9 | -  | 46    | (50), (35), (44) |

**Clock**

| TEAM  | Qtr | Time  | Play (Extra Point) (Drive Info)                                  | Visitor | Home |
|-------|-----|-------|--|---------|------|
| Rams  | 1   | 12:43 | G. Zuerlein 50 yd. Field Goal (7-43, 2:17)                       | 0       | 3    |
| Rams  | 1   | 11:10 | T. Johnson 39 yd. INT return (G. Zuerlein kick)                  | 0       | 10   |
| Colts | 1   | 6:21  | A. Vinatieri 20 yd. Field Goal (9-73, 4:49)                      | 3       | 10   |
| Rams  | 2   | 9:37  | T. Gurley II 5 yd. run (G. Zuerlein kick) (5-69, 2:12)           | 3       | 17   |
| Rams  | 2   | 5:20  | C. Kupp 18 yd. pass from J. Goff (G. Zuerlein kick) (6-58, 2:09) | 3       | 24   |
| Rams  | 2   | 0:17  | G. Zuerlein 35 yd. Field Goal (6-43, 2:51)                       | 3       | 27   |
| Rams  | 3   | 7:23  | G. Zuerlein 44 yd. Field Goal (8-46, 4:40)                       | 3       | 30   |
| Rams  | 3   | 7:15  | L. Joyner 29 yd. INT return (G. Zuerlein kick)                   | 3       | 37   |
| Colts | 4   | 11:32 | M. Mack 3 yd. run (kick failed, wr) (5-84, 2:41)                 | 9       | 37   |
| Rams  | 4   | 9:18  | J. Brissett tackled in end zone by M. Fox for a safety           | 9       | 39   |
| Rams  | 4   | 4:28  | M. Brown 3 yd. run (G. Zuerlein kick) (8-57, 4:50)               | 9       | 46   |



# FINAL TEAM STATISTICS

|  |                |                 |                                       |                |                 |
|--|----------------|-----------------|---------------------------------------|----------------|-----------------|
|  | <b>COLTS</b>   | <b>RAMS</b>     |                                       | <b>COLTS</b>   | <b>RAMS</b>     |
| <b>TOTAL FIRST DOWNS</b>                     | <b>10</b>      | <b>19</b>       | <b>FGs - PATs Had Blocked</b>         | <b>0-0</b>     | <b>0-0</b>      |
| By Rushing                                   | 3              | 5               | Net Punting Average                   | 47.8           | 43.6            |
| By Passing                                   | 6              | 13              | <b>TOTAL RETURN YARDAGE (W/O KOR)</b> | <b>0</b>       | <b>83</b>       |
| By Penalty                                   | 1              | 1               | No. and Yards Punt Returns            | 3-0            | 3-15            |
| <b>THIRD DOWN EFFICIENCY</b>                 | <b>0-10-0%</b> | <b>5-14-36%</b> | No. and Yards Kickoff Returns         | 0-0            | 2-48            |
| <b>FOURTH DOWN EFFICIENCY</b>                | <b>0-1-0%</b>  | <b>0-0-0%</b>   | No. and Yards Interception Returns    | 0-0            | 2-68            |
| <b>TOTAL NET YARDS</b>                       | <b>225</b>     | <b>373</b>      | <b>PENALTIES Number and Yards</b>     | <b>4-20</b>    | <b>7-50</b>     |
| Total Offensive Plays                        | 49             | 64              | <b>FUMBLES Number and Lost</b>        | <b>3-1</b>     | <b>2-1</b>      |
| Average gain per offensive play              | 4.6            | 5.8             | <b>TOUCHDOWNS</b>                     | <b>1</b>       | <b>5</b>        |
| <b>NET YARDS RUSHING</b>                     | <b>75</b>      | <b>63</b>       | Rushing                               | 1              | 2               |
| Total Rushing Plays                          | 24             | 33              | Passing                               | 0              | 1               |
| Average gain per rushing play                | 3.1            | 1.9             | Returns                               | 0              | 2               |
| Tackles for a loss-number and yards          | 4-15           | 3-13            | <b>EXTRA POINTS Made-Attempts</b>     | <b>0-1</b>     | <b>5-5</b>      |
| <b>NET YARDS PASSING</b>                     | <b>150</b>     | <b>310</b>      | Kicking Made-Attempts                 | 1-2            | 5-5             |
| Times thrown - yards lost attempting to pass | 4-29           | 1-8             | <b>FIELD GOALS Made-Attempts</b>      | <b>1-2</b>     | <b>3-3</b>      |
| Gross yards passing                          | 179            | 318             | <b>RED ZONE EFFICIENCY</b>            | <b>1-2-50%</b> | <b>3-4-75%</b>  |
| <b>PASS ATTEMPTS-COMP-HAD INT</b>            | <b>21-11-2</b> | <b>30-22-0</b>  | <b>GOAL TO GO EFFICIENCY</b>          | <b>1-2-50%</b> | <b>1-1-100%</b> |
| Avg gain per pass play                       | 6.0            | 10.0            | <b>SAFETIES</b>                       | <b>0</b>       | <b>1</b>        |
| <b>KICKOFFS Number-In End Zone-TBs</b>       | <b>4-2-2</b>   | <b>9-9-9</b>    | <b>FINAL SCORE</b>                    | <b>9</b>       | <b>46</b>       |
| <b>PUNTS Number and Average</b>              | <b>6-50.3</b>  | <b>5-43.6</b>   | <b>TIME OF POSSESSION</b>             | <b>25:35</b>   | <b>34:25</b>    |
| Had Blocked                                  | 0              | 0               |                                       |                |                 |

# FINAL INDIVIDUAL STATISTICS

| <table border="0" style="width: 100%;"> <tr> <th colspan="10" style="text-align: left;">INDIANAPOLIS COLTS</th> </tr> <tr> <th>RUSHING</th> <th>ATT</th> <th>YDS</th> <th>AVG</th> <th>LG</th> <th>TD</th> <th colspan="4"></th> </tr> <tr> <td>F. Gore</td> <td>10</td> <td>42</td> <td>4.2</td> <td>16</td> <td>0</td> <td colspan="4"></td> </tr> <tr> <td>M. Mack</td> <td>10</td> <td>24</td> <td>2.4</td> <td>24</td> <td>1</td> <td colspan="4"></td> </tr> <tr> <td>R. Turbin</td> <td>2</td> <td>7</td> <td>3.5</td> <td>5</td> <td>0</td> <td colspan="4"></td> </tr> <tr> <td>S. Tolzien</td> <td>2</td> <td>2</td> <td>1.0</td> <td>3</td> <td>0</td> <td colspan="4"></td> </tr> <tr> <td><b>Total</b></td> <td><b>24</b></td> <td><b>75</b></td> <td><b>3.1</b></td> <td><b>24</b></td> <td><b>1</b></td> <td colspan="4"></td> </tr> <tr> <th>PASSING</th> <th>ATT</th> <th>CMP</th> <th>YDS</th> <th>SK/YD</th> <th>TD</th> <th>LG</th> <th>IN</th> <th>RT.</th> <th></th> </tr> <tr> <td>S. Tolzien</td> <td>18</td> <td>9</td> <td>128</td> <td>4/29</td> <td>0</td> <td>32</td> <td>2</td> <td>33.8</td> <td></td> </tr> <tr> <td>J. Brissett</td> <td>3</td> <td>2</td> <td>51</td> <td>0/0</td> <td>0</td> <td>50</td> <td>0</td> <td>109.7</td> <td></td> </tr> <tr> <td><b>Total</b></td> <td><b>21</b></td> <td><b>11</b></td> <td><b>179</b></td> <td><b>4/29</b></td> <td><b>0</b></td> <td><b>50</b></td> <td><b>2</b></td> <td><b>41.7</b></td> <td></td> </tr> <tr> <th>RECEIVING</th> <th>NO</th> <th>YDS</th> <th>AVG</th> <th>LG</th> <th>TD</th> <th colspan="4"></th> </tr> <tr> <td>T. Hilton</td> <td>3</td> <td>57</td> <td>19.0</td> <td>32</td> <td>0</td> <td colspan="4"></td> </tr> <tr> <td>J. Doyle</td> <td>2</td> <td>41</td> <td>20.5</td> <td>21</td> <td>0</td> <td colspan="4"></td> </tr> <tr> <td>D. Moncrief</td> <td>1</td> <td>50</td> <td>50.0</td> <td>50</td> <td>0</td> <td colspan="4"></td> </tr> <tr> <td>M. Mack</td> <td>1</td> <td>21</td> <td>21.0</td> <td>21</td> <td>0</td> <td colspan="4"></td> </tr> <tr> <td>F. Gore</td> <td>1</td> <td>10</td> <td>10.0</td> <td>10</td> <td>0</td> <td colspan="4"></td> </tr> <tr> <td>K. Aiken</td> <td>1</td> <td>3</td> <td>3.0</td> <td>3</td> <td>0</td> <td colspan="4"></td> </tr> <tr> <td>M. Hazel</td> <td>1</td> <td>1</td> <td>1.0</td> <td>1</td> <td>0</td> <td colspan="4"></td> </tr> <tr> <td>R. Turbin</td> <td>1</td> <td>-4</td> <td>-4.0</td> <td>-4</td> <td>0</td> <td colspan="4"></td> </tr> <tr> <td><b>Total</b></td> <td><b>11</b></td> <td><b>179</b></td> <td><b>16.3</b></td> <td><b>50</b></td> <td><b>0</b></td> <td colspan="4"></td> </tr> <tr> <th>INTERCEPTIONS</th> <th>NO</th> <th>YDS</th> <th>AVG</th> <th>LG</th> <th>TD</th> <th colspan="4"></th> </tr> <tr> <td>N/A</td> <td>-</td> <td>-</td> <td>-</td> <td>-</td> <td>-</td> <td colspan="4"></td> </tr> <tr> <td><b>Total</b></td> <td><b>-</b></td> <td><b>-</b></td> <td><b>-</b></td> <td><b>-</b></td> <td><b>-</b></td> <td colspan="4"></td> </tr> <tr> <th>PUNTING</th> <th>NO</th> <th>YDS</th> <th>AVG</th> <th>NET</th> <th>TB/120</th> <th>LG</th> <th colspan="3"></th> </tr> <tr> <td>R. Sanchez</td> <td>6</td> <td>302</td> <td>50.3</td> <td>47.8</td> <td>0/2</td> <td>53</td> <td colspan="3"></td> </tr> <tr> <td><b>Total</b></td> <td><b>6</b></td> <td><b>302</b></td> <td><b>50.3</b></td> <td><b>47.8</b></td> <td><b>0/2</b></td> <td><b>53</b></td> <td colspan="3"></td> </tr> <tr> <th>PUNT RETURNS</th> <th>NO</th> <th>YDS</th> <th>AVG</th> <th>FC</th> <th>LG</th> <th>TD</th> <th colspan="3"></th> </tr> <tr> <td>Q. Bray</td> <td>3</td> <td>0</td> <td>0.0</td> <td>0</td> <td>0</td> <td>0</td> <td colspan="3"></td> </tr> <tr> <td><b>Total</b></td> <td><b>3</b></td> <td><b>0</b></td> <td><b>0.0</b></td> <td><b>0</b></td> <td><b>0</b></td> <td><b>0</b></td> <td colspan="3"></td> </tr> <tr> <th>KICKOFF RETURNS</th> <th>NO</th> <th>YDS</th> <th>AVG</th> <th>FC</th> <th>LG</th> <th>TD</th> <th colspan="3"></th> </tr> <tr> <td>[TOUCHBACK]</td> <td>9</td> <td>0</td> <td>0.0</td> <td>0</td> <td>0</td> <td>0</td> <td colspan="3"></td> </tr> <tr> <td><b>Total</b></td> <td><b>9</b></td> <td><b>0</b></td> <td><b>0.0</b></td> <td><b>0</b></td> <td><b>0</b></td> <td><b>0</b></td> <td colspan="3"></td> </tr> </table> |           |            |             |             |            |           |          |              |  | INDIANAPOLIS COLTS |  |  |  |  |  |  |  |  |  | RUSHING | ATT | YDS | AVG | LG | TD |  |  |  |  | F. Gore | 10 | 42 | 4.2 | 16 | 0 |  |  |  |  | M. Mack | 10 | 24 | 2.4 | 24 | 1 |  |  |  |  | R. Turbin | 2 | 7 | 3.5 | 5 | 0 |  |  |  |  | S. Tolzien | 2 | 2 | 1.0 | 3 | 0 |  |  |  |  | <b>Total</b> | <b>24</b> | <b>75</b> | <b>3.1</b> | <b>24</b> | <b>1</b> |  |  |  |  | PASSING | ATT | CMP | YDS | SK/YD | TD | LG | IN | RT. |  | S. Tolzien | 18 | 9 | 128 | 4/29 | 0 | 32 | 2 | 33.8 |  | J. Brissett | 3 | 2 | 51 | 0/0 | 0 | 50 | 0 | 109.7 |  | <b>Total</b> | <b>21</b> | <b>11</b> | <b>179</b> | <b>4/29</b> | <b>0</b> | <b>50</b> | <b>2</b> | <b>41.7</b> |  | RECEIVING | NO | YDS | AVG | LG | TD |  |  |  |  | T. Hilton | 3 | 57 | 19.0 | 32 | 0 |  |  |  |  | J. Doyle | 2 | 41 | 20.5 | 21 | 0 |  |  |  |  | D. Moncrief | 1 | 50 | 50.0 | 50 | 0 |  |  |  |  | M. Mack | 1 | 21 | 21.0 | 21 | 0 |  |  |  |  | F. Gore | 1 | 10 | 10.0 | 10 | 0 |  |  |  |  | K. Aiken | 1 | 3 | 3.0 | 3 | 0 |  |  |  |  | M. Hazel | 1 | 1 | 1.0 | 1 | 0 |  |  |  |  | R. Turbin | 1 | -4 | -4.0 | -4 | 0 |  |  |  |  | <b>Total</b> | <b>11</b> | <b>179</b> | <b>16.3</b> | <b>50</b> | <b>0</b> |  |  |  |  | INTERCEPTIONS | NO | YDS | AVG | LG | TD |  |  |  |  | N/A | - | - | - | - | - |  |  |  |  | <b>Total</b> | <b>-</b> | <b>-</b> | <b>-</b> | <b>-</b> | <b>-</b> |  |  |  |  | PUNTING | NO | YDS | AVG | NET | TB/120 | LG |  |  |  | R. Sanchez | 6 | 302 | 50.3 | 47.8 | 0/2 | 53 |  |  |  | <b>Total</b> | <b>6</b> | <b>302</b> | <b>50.3</b> | <b>47.8</b> | <b>0/2</b> | <b>53</b> |  |  |  | PUNT RETURNS | NO | YDS | AVG | FC | LG | TD |  |  |  | Q. Bray | 3 | 0 | 0.0 | 0 | 0 | 0 |  |  |  | <b>Total</b> | <b>3</b> | <b>0</b> | <b>0.0</b> | <b>0</b> | <b>0</b> | <b>0</b> |  |  |  | KICKOFF RETURNS | NO | YDS | AVG | FC | LG | TD |  |  |  | [TOUCHBACK] | 9 | 0 | 0.0 | 0 | 0 | 0 |  |  |  | <b>Total</b> | <b>9</b> | <b>0</b> | <b>0.0</b> | <b>0</b> | <b>0</b> | <b>0</b> |  |  |  | <table border="0" style="width: 100%;"> <tr> <th colspan="10" style="text-align: left;">LOS ANGELES RAMS</th> </tr> <tr> <th>RUSHING</th> <th>ATT</th> <th>YDS</th> <th>AVG</th> <th>LG</th> <th>TD</th> <th colspan="4"></th> </tr> <tr> <td>T. Gurley II</td> <td>19</td> <td>40</td> <td>2.1</td> <td>12</td> <td>1</td> <td colspan="4"></td> </tr> <tr> <td>M. Brown</td> <td>7</td> <td>16</td> <td>2.3</td> <td>5</td> <td>1</td> <td colspan="4"></td> </tr> <tr> <td>T. Austin</td> <td>2</td> <td>11</td> <td>5.5</td> <td>9</td> <td>0</td> <td colspan="4"></td> </tr> <tr> <td>J. Davis</td> <td>1</td> <td>1</td> <td>1.0</td> <td>1</td> <td>0</td> <td colspan="4"></td> </tr> <tr> <td>S. Mannion</td> <td>3</td> <td>-7</td> <td>-2.3</td> <td>-2</td> <td>0</td> <td colspan="4"></td> </tr> <tr> <td><b>Total</b></td> <td><b>33</b></td> <td><b>63</b></td> <td><b>1.9</b></td> <td><b>12</b></td> <td><b>2</b></td> <td colspan="4"></td> </tr> <tr> <th>PASSING</th> <th>ATT</th> <th>CMP</th> <th>YDS</th> <th>SK/YD</th> <th>TD</th> <th>LG</th> <th>IN</th> <th>RT.</th> <th></th> </tr> <tr> <td>J. Goff</td> <td>29</td> <td>21</td> <td>306</td> <td>1/8</td> <td>1</td> <td>39</td> <td>0</td> <td>117.9</td> <td></td> </tr> <tr> <td>S. Mannion</td> <td>1</td> <td>1</td> <td>12</td> <td>0/0</td> <td>0</td> <td>12</td> <td>0</td> <td>116.7</td> <td></td> </tr> <tr> <td><b>Total</b></td> <td><b>30</b></td> <td><b>22</b></td> <td><b>318</b></td> <td><b>1/8</b></td> <td><b>1</b></td> <td><b>39</b></td> <td><b>0</b></td> <td><b>118.5</b></td> <td></td> </tr> <tr> <th>RECEIVING</th> <th>NO</th> <th>YDS</th> <th>AVG</th> <th>LG</th> <th>TD</th> <th colspan="4"></th> </tr> <tr> <td>S. Watkins</td> <td>5</td> <td>58</td> <td>11.6</td> <td>24</td> <td>0</td> <td colspan="4"></td> </tr> <tr> <td>T. Gurley II</td> <td>5</td> <td>56</td> <td>11.2</td> <td>23</td> <td>0</td> <td colspan="4"></td> </tr> <tr> <td>C. Kupp</td> <td>4</td> <td>76</td> <td>19.0</td> <td>28</td> <td>1</td> <td colspan="4"></td> </tr> <tr> <td>R. Woods</td> <td>3</td> <td>53</td> <td>17.7</td> <td>27</td> <td>0</td> <td colspan="4"></td> </tr> <tr> <td>T. Higbee</td> <td>2</td> <td>17</td> <td>8.5</td> <td>9</td> <td>0</td> <td colspan="4"></td> </tr> <tr> <td>G. Everett</td> <td>1</td> <td>39</td> <td>39.0</td> <td>39</td> <td>0</td> <td colspan="4"></td> </tr> <tr> <td>D. Carrier</td> <td>1</td> <td>12</td> <td>12.0</td> <td>12</td> <td>0</td> <td colspan="4"></td> </tr> <tr> <td>T. Austin</td> <td>1</td> <td>7</td> <td>7.0</td> <td>7</td> <td>0</td> <td colspan="4"></td> </tr> <tr> <td><b>Total</b></td> <td><b>22</b></td> <td><b>318</b></td> <td><b>14.5</b></td> <td><b>39</b></td> <td><b>1</b></td> <td colspan="4"></td> </tr> <tr> <th>INTERCEPTIONS</th> <th>NO</th> <th>YDS</th> <th>AVG</th> <th>LG</th> <th>TD</th> <th colspan="4"></th> </tr> <tr> <td>T. Johnson</td> <td>1</td> <td>39</td> <td>39.0</td> <td>39t</td> <td>1</td> <td colspan="4"></td> </tr> <tr> <td>L. Joyner</td> <td>1</td> <td>29</td> <td>29.0</td> <td>29t</td> <td>1</td> <td colspan="4"></td> </tr> <tr> <td><b>Total</b></td> <td><b>2</b></td> <td><b>68</b></td> <td><b>34.0</b></td> <td><b>39t</b></td> <td><b>2</b></td> <td colspan="4"></td> </tr> <tr> <th>PUNTING</th> <th>NO</th> <th>YDS</th> <th>AVG</th> <th>NET</th> <th>TB/120</th> <th>LG</th> <th colspan="3"></th> </tr> <tr> <td>J. Hekker</td> <td>5</td> <td>218</td> <td>43.6</td> <td>43.6</td> <td>0/5</td> <td>47</td> <td colspan="3"></td> </tr> <tr> <td><b>Total</b></td> <td><b>5</b></td> <td><b>218</b></td> <td><b>43.6</b></td> <td><b>43.6</b></td> <td><b>0/5</b></td> <td><b>47</b></td> <td colspan="3"></td> </tr> <tr> <th>PUNT RETURNS</th> <th>NO</th> <th>YDS</th> <th>AVG</th> <th>FC</th> <th>LG</th> <th>TD</th> <th colspan="3"></th> </tr> <tr> <td>T. Austin</td> <td>3</td> <td>15</td> <td>5.0</td> <td>0</td> <td>8</td> <td>0</td> <td colspan="3"></td> </tr> <tr> <td>[OUT OF BOUNDS]</td> <td>3</td> <td>0</td> <td>0.0</td> <td>0</td> <td>0</td> <td>0</td> <td colspan="3"></td> </tr> <tr> <td><b>Total</b></td> <td><b>3</b></td> <td><b>15</b></td> <td><b>5.0</b></td> <td><b>0</b></td> <td><b>8</b></td> <td><b>0</b></td> <td colspan="3"></td> </tr> <tr> <th>KICKOFF RETURNS</th> <th>NO</th> <th>YDS</th> <th>AVG</th> <th>FC</th> <th>LG</th> <th>TD</th> <th colspan="3"></th> </tr> <tr> <td>P. Cooper</td> <td>1</td> <td>35</td> <td>35.0</td> <td>0</td> <td>35</td> <td>0</td> <td colspan="3"></td> </tr> <tr> <td>T. Austin</td> <td>1</td> <td>13</td> <td>13.0</td> <td>0</td> <td>13</td> <td>0</td> <td colspan="3"></td> </tr> <tr> <td>[TOUCHBACK]</td> <td>1</td> <td>0</td> <td>0.0</td> <td>0</td> <td>0</td> <td>0</td> <td colspan="3"></td> </tr> <tr> <td><b>Total</b></td> <td><b>2</b></td> <td><b>48</b></td> <td><b>24.0</b></td> <td><b>0</b></td> <td><b>35</b></td> <td><b>0</b></td> <td colspan="3"></td> </tr> </table> |  |  |  |  |  |  |  |  |  | LOS ANGELES RAMS |  |  |  |  |  |  |  |  |  | RUSHING | ATT | YDS | AVG | LG | TD |  |  |  |  | T. Gurley II | 19 | 40 | 2.1 | 12 | 1 |  |  |  |  | M. Brown | 7 | 16 | 2.3 | 5 | 1 |  |  |  |  | T. Austin | 2 | 11 | 5.5 | 9 | 0 |  |  |  |  | J. Davis | 1 | 1 | 1.0 | 1 | 0 |  |  |  |  | S. Mannion | 3 | -7 | -2.3 | -2 | 0 |  |  |  |  | <b>Total</b> | <b>33</b> | <b>63</b> | <b>1.9</b> | <b>12</b> | <b>2</b> |  |  |  |  | PASSING | ATT | CMP | YDS | SK/YD | TD | LG | IN | RT. |  | J. Goff | 29 | 21 | 306 | 1/8 | 1 | 39 | 0 | 117.9 |  | S. Mannion | 1 | 1 | 12 | 0/0 | 0 | 12 | 0 | 116.7 |  | <b>Total</b> | <b>30</b> | <b>22</b> | <b>318</b> | <b>1/8</b> | <b>1</b> | <b>39</b> | <b>0</b> | <b>118.5</b> |  | RECEIVING | NO | YDS | AVG | LG | TD |  |  |  |  | S. Watkins | 5 | 58 | 11.6 | 24 | 0 |  |  |  |  | T. Gurley II | 5 | 56 | 11.2 | 23 | 0 |  |  |  |  | C. Kupp | 4 | 76 | 19.0 | 28 | 1 |  |  |  |  | R. Woods | 3 | 53 | 17.7 | 27 | 0 |  |  |  |  | T. Higbee | 2 | 17 | 8.5 | 9 | 0 |  |  |  |  | G. Everett | 1 | 39 | 39.0 | 39 | 0 |  |  |  |  | D. Carrier | 1 | 12 | 12.0 | 12 | 0 |  |  |  |  | T. Austin | 1 | 7 | 7.0 | 7 | 0 |  |  |  |  | <b>Total</b> | <b>22</b> | <b>318</b> | <b>14.5</b> | <b>39</b> | <b>1</b> |  |  |  |  | INTERCEPTIONS | NO | YDS | AVG | LG | TD |  |  |  |  | T. Johnson | 1 | 39 | 39.0 | 39t | 1 |  |  |  |  | L. Joyner | 1 | 29 | 29.0 | 29t | 1 |  |  |  |  | <b>Total</b> | <b>2</b> | <b>68</b> | <b>34.0</b> | <b>39t</b> | <b>2</b> |  |  |  |  | PUNTING | NO | YDS | AVG | NET | TB/120 | LG |  |  |  | J. Hekker | 5 | 218 | 43.6 | 43.6 | 0/5 | 47 |  |  |  | <b>Total</b> | <b>5</b> | <b>218</b> | <b>43.6</b> | <b>43.6</b> | <b>0/5</b> | <b>47</b> |  |  |  | PUNT RETURNS | NO | YDS | AVG | FC | LG | TD |  |  |  | T. Austin | 3 | 15 | 5.0 | 0 | 8 | 0 |  |  |  | [OUT OF BOUNDS] | 3 | 0 | 0.0 | 0 | 0 | 0 |  |  |  | <b>Total</b> | <b>3</b> | <b>15</b> | <b>5.0</b> | <b>0</b> | <b>8</b> | <b>0</b> |  |  |  | KICKOFF RETURNS | NO | YDS | AVG | FC | LG | TD |  |  |  | P. Cooper | 1 | 35 | 35.0 | 0 | 35 | 0 |  |  |  | T. Austin | 1 | 13 | 13.0 | 0 | 13 | 0 |  |  |  | [TOUCHBACK] | 1 | 0 | 0.0 | 0 | 0 | 0 |  |  |  | <b>Total</b> | <b>2</b> | <b>48</b> | <b>24.0</b> | <b>0</b> | <b>35</b> | <b>0</b> |  |  |  |
|---|-----------|------------|-------------|-------------|------------|-----------|----------|--------------|--|--------------------|--|--|--|--|--|--|--|--|--|---------|-----|-----|-----|----|----|--|--|--|--|---------|----|----|-----|----|---|--|--|--|--|---------|----|----|-----|----|---|--|--|--|--|-----------|---|---|-----|---|---|--|--|--|--|------------|---|---|-----|---|---|--|--|--|--|--------------|-----------|-----------|------------|-----------|----------|--|--|--|--|---------|-----|-----|-----|-------|----|----|----|-----|--|------------|----|---|-----|------|---|----|---|------|--|-------------|---|---|----|-----|---|----|---|-------|--|--------------|-----------|-----------|------------|-------------|----------|-----------|----------|-------------|--|-----------|----|-----|-----|----|----|--|--|--|--|-----------|---|----|------|----|---|--|--|--|--|----------|---|----|------|----|---|--|--|--|--|-------------|---|----|------|----|---|--|--|--|--|---------|---|----|------|----|---|--|--|--|--|---------|---|----|------|----|---|--|--|--|--|----------|---|---|-----|---|---|--|--|--|--|----------|---|---|-----|---|---|--|--|--|--|-----------|---|----|------|----|---|--|--|--|--|--------------|-----------|------------|-------------|-----------|----------|--|--|--|--|---------------|----|-----|-----|----|----|--|--|--|--|-----|---|---|---|---|---|--|--|--|--|--------------|----------|----------|----------|----------|----------|--|--|--|--|---------|----|-----|-----|-----|--------|----|--|--|--|------------|---|-----|------|------|-----|----|--|--|--|--------------|----------|------------|-------------|-------------|------------|-----------|--|--|--|--------------|----|-----|-----|----|----|----|--|--|--|---------|---|---|-----|---|---|---|--|--|--|--------------|----------|----------|------------|----------|----------|----------|--|--|--|-----------------|----|-----|-----|----|----|----|--|--|--|-------------|---|---|-----|---|---|---|--|--|--|--------------|----------|----------|------------|----------|----------|----------|--|--|--|---|--|--|--|--|--|--|--|--|--|------------------|--|--|--|--|--|--|--|--|--|---------|-----|-----|-----|----|----|--|--|--|--|--------------|----|----|-----|----|---|--|--|--|--|----------|---|----|-----|---|---|--|--|--|--|-----------|---|----|-----|---|---|--|--|--|--|----------|---|---|-----|---|---|--|--|--|--|------------|---|----|------|----|---|--|--|--|--|--------------|-----------|-----------|------------|-----------|----------|--|--|--|--|---------|-----|-----|-----|-------|----|----|----|-----|--|---------|----|----|-----|-----|---|----|---|-------|--|------------|---|---|----|-----|---|----|---|-------|--|--------------|-----------|-----------|------------|------------|----------|-----------|----------|--------------|--|-----------|----|-----|-----|----|----|--|--|--|--|------------|---|----|------|----|---|--|--|--|--|--------------|---|----|------|----|---|--|--|--|--|---------|---|----|------|----|---|--|--|--|--|----------|---|----|------|----|---|--|--|--|--|-----------|---|----|-----|---|---|--|--|--|--|------------|---|----|------|----|---|--|--|--|--|------------|---|----|------|----|---|--|--|--|--|-----------|---|---|-----|---|---|--|--|--|--|--------------|-----------|------------|-------------|-----------|----------|--|--|--|--|---------------|----|-----|-----|----|----|--|--|--|--|------------|---|----|------|-----|---|--|--|--|--|-----------|---|----|------|-----|---|--|--|--|--|--------------|----------|-----------|-------------|------------|----------|--|--|--|--|---------|----|-----|-----|-----|--------|----|--|--|--|-----------|---|-----|------|------|-----|----|--|--|--|--------------|----------|------------|-------------|-------------|------------|-----------|--|--|--|--------------|----|-----|-----|----|----|----|--|--|--|-----------|---|----|-----|---|---|---|--|--|--|-----------------|---|---|-----|---|---|---|--|--|--|--------------|----------|-----------|------------|----------|----------|----------|--|--|--|-----------------|----|-----|-----|----|----|----|--|--|--|-----------|---|----|------|---|----|---|--|--|--|-----------|---|----|------|---|----|---|--|--|--|-------------|---|---|-----|---|---|---|--|--|--|--------------|----------|-----------|-------------|----------|-----------|----------|--|--|--|
| INDIANAPOLIS COLTS  |           |            |             |             |            |           |          |              |  |                    |  |  |  |  |  |  |  |  |  |         |     |     |     |    |    |  |  |  |  |         |    |    |     |    |   |  |  |  |  |         |    |    |     |    |   |  |  |  |  |           |   |   |     |   |   |  |  |  |  |            |   |   |     |   |   |  |  |  |  |              |           |           |            |           |          |  |  |  |  |         |     |     |     |       |    |    |    |     |  |            |    |   |     |      |   |    |   |      |  |             |   |   |    |     |   |    |   |       |  |              |           |           |            |             |          |           |          |             |  |           |    |     |     |    |    |  |  |  |  |           |   |    |      |    |   |  |  |  |  |          |   |    |      |    |   |  |  |  |  |             |   |    |      |    |   |  |  |  |  |         |   |    |      |    |   |  |  |  |  |         |   |    |      |    |   |  |  |  |  |          |   |   |     |   |   |  |  |  |  |          |   |   |     |   |   |  |  |  |  |           |   |    |      |    |   |  |  |  |  |              |           |            |             |           |          |  |  |  |  |               |    |     |     |    |    |  |  |  |  |     |   |   |   |   |   |  |  |  |  |              |          |          |          |          |          |  |  |  |  |         |    |     |     |     |        |    |  |  |  |            |   |     |      |      |     |    |  |  |  |              |          |            |             |             |            |           |  |  |  |              |    |     |     |    |    |    |  |  |  |         |   |   |     |   |   |   |  |  |  |              |          |          |            |          |          |          |  |  |  |                 |    |     |     |    |    |    |  |  |  |             |   |   |     |   |   |   |  |  |  |              |          |          |            |          |          |          |  |  |  |   |  |  |  |  |  |  |  |  |  |                  |  |  |  |  |  |  |  |  |  |         |     |     |     |    |    |  |  |  |  |              |    |    |     |    |   |  |  |  |  |          |   |    |     |   |   |  |  |  |  |           |   |    |     |   |   |  |  |  |  |          |   |   |     |   |   |  |  |  |  |            |   |    |      |    |   |  |  |  |  |              |           |           |            |           |          |  |  |  |  |         |     |     |     |       |    |    |    |     |  |         |    |    |     |     |   |    |   |       |  |            |   |   |    |     |   |    |   |       |  |              |           |           |            |            |          |           |          |              |  |           |    |     |     |    |    |  |  |  |  |            |   |    |      |    |   |  |  |  |  |              |   |    |      |    |   |  |  |  |  |         |   |    |      |    |   |  |  |  |  |          |   |    |      |    |   |  |  |  |  |           |   |    |     |   |   |  |  |  |  |            |   |    |      |    |   |  |  |  |  |            |   |    |      |    |   |  |  |  |  |           |   |   |     |   |   |  |  |  |  |              |           |            |             |           |          |  |  |  |  |               |    |     |     |    |    |  |  |  |  |            |   |    |      |     |   |  |  |  |  |           |   |    |      |     |   |  |  |  |  |              |          |           |             |            |          |  |  |  |  |         |    |     |     |     |        |    |  |  |  |           |   |     |      |      |     |    |  |  |  |              |          |            |             |             |            |           |  |  |  |              |    |     |     |    |    |    |  |  |  |           |   |    |     |   |   |   |  |  |  |                 |   |   |     |   |   |   |  |  |  |              |          |           |            |          |          |          |  |  |  |                 |    |     |     |    |    |    |  |  |  |           |   |    |      |   |    |   |  |  |  |           |   |    |      |   |    |   |  |  |  |             |   |   |     |   |   |   |  |  |  |              |          |           |             |          |           |          |  |  |  |
| RUSHING   | ATT       | YDS        | AVG         | LG          | TD         |           |          |              |  |                    |  |  |  |  |  |  |  |  |  |         |     |     |     |    |    |  |  |  |  |         |    |    |     |    |   |  |  |  |  |         |    |    |     |    |   |  |  |  |  |           |   |   |     |   |   |  |  |  |  |            |   |   |     |   |   |  |  |  |  |              |           |           |            |           |          |  |  |  |  |         |     |     |     |       |    |    |    |     |  |            |    |   |     |      |   |    |   |      |  |             |   |   |    |     |   |    |   |       |  |              |           |           |            |             |          |           |          |             |  |           |    |     |     |    |    |  |  |  |  |           |   |    |      |    |   |  |  |  |  |          |   |    |      |    |   |  |  |  |  |             |   |    |      |    |   |  |  |  |  |         |   |    |      |    |   |  |  |  |  |         |   |    |      |    |   |  |  |  |  |          |   |   |     |   |   |  |  |  |  |          |   |   |     |   |   |  |  |  |  |           |   |    |      |    |   |  |  |  |  |              |           |            |             |           |          |  |  |  |  |               |    |     |     |    |    |  |  |  |  |     |   |   |   |   |   |  |  |  |  |              |          |          |          |          |          |  |  |  |  |         |    |     |     |     |        |    |  |  |  |            |   |     |      |      |     |    |  |  |  |              |          |            |             |             |            |           |  |  |  |              |    |     |     |    |    |    |  |  |  |         |   |   |     |   |   |   |  |  |  |              |          |          |            |          |          |          |  |  |  |                 |    |     |     |    |    |    |  |  |  |             |   |   |     |   |   |   |  |  |  |              |          |          |            |          |          |          |  |  |  |   |  |  |  |  |  |  |  |  |  |                  |  |  |  |  |  |  |  |  |  |         |     |     |     |    |    |  |  |  |  |              |    |    |     |    |   |  |  |  |  |          |   |    |     |   |   |  |  |  |  |           |   |    |     |   |   |  |  |  |  |          |   |   |     |   |   |  |  |  |  |            |   |    |      |    |   |  |  |  |  |              |           |           |            |           |          |  |  |  |  |         |     |     |     |       |    |    |    |     |  |         |    |    |     |     |   |    |   |       |  |            |   |   |    |     |   |    |   |       |  |              |           |           |            |            |          |           |          |              |  |           |    |     |     |    |    |  |  |  |  |            |   |    |      |    |   |  |  |  |  |              |   |    |      |    |   |  |  |  |  |         |   |    |      |    |   |  |  |  |  |          |   |    |      |    |   |  |  |  |  |           |   |    |     |   |   |  |  |  |  |            |   |    |      |    |   |  |  |  |  |            |   |    |      |    |   |  |  |  |  |           |   |   |     |   |   |  |  |  |  |              |           |            |             |           |          |  |  |  |  |               |    |     |     |    |    |  |  |  |  |            |   |    |      |     |   |  |  |  |  |           |   |    |      |     |   |  |  |  |  |              |          |           |             |            |          |  |  |  |  |         |    |     |     |     |        |    |  |  |  |           |   |     |      |      |     |    |  |  |  |              |          |            |             |             |            |           |  |  |  |              |    |     |     |    |    |    |  |  |  |           |   |    |     |   |   |   |  |  |  |                 |   |   |     |   |   |   |  |  |  |              |          |           |            |          |          |          |  |  |  |                 |    |     |     |    |    |    |  |  |  |           |   |    |      |   |    |   |  |  |  |           |   |    |      |   |    |   |  |  |  |             |   |   |     |   |   |   |  |  |  |              |          |           |             |          |           |          |  |  |  |
| F. Gore   | 10        | 42         | 4.2         | 16          | 0          |           |          |              |  |                    |  |  |  |  |  |  |  |  |  |         |     |     |     |    |    |  |  |  |  |         |    |    |     |    |   |  |  |  |  |         |    |    |     |    |   |  |  |  |  |           |   |   |     |   |   |  |  |  |  |            |   |   |     |   |   |  |  |  |  |              |           |           |            |           |          |  |  |  |  |         |     |     |     |       |    |    |    |     |  |            |    |   |     |      |   |    |   |      |  |             |   |   |    |     |   |    |   |       |  |              |           |           |            |             |          |           |          |             |  |           |    |     |     |    |    |  |  |  |  |           |   |    |      |    |   |  |  |  |  |          |   |    |      |    |   |  |  |  |  |             |   |    |      |    |   |  |  |  |  |         |   |    |      |    |   |  |  |  |  |         |   |    |      |    |   |  |  |  |  |          |   |   |     |   |   |  |  |  |  |          |   |   |     |   |   |  |  |  |  |           |   |    |      |    |   |  |  |  |  |              |           |            |             |           |          |  |  |  |  |               |    |     |     |    |    |  |  |  |  |     |   |   |   |   |   |  |  |  |  |              |          |          |          |          |          |  |  |  |  |         |    |     |     |     |        |    |  |  |  |            |   |     |      |      |     |    |  |  |  |              |          |            |             |             |            |           |  |  |  |              |    |     |     |    |    |    |  |  |  |         |   |   |     |   |   |   |  |  |  |              |          |          |            |          |          |          |  |  |  |                 |    |     |     |    |    |    |  |  |  |             |   |   |     |   |   |   |  |  |  |              |          |          |            |          |          |          |  |  |  |   |  |  |  |  |  |  |  |  |  |                  |  |  |  |  |  |  |  |  |  |         |     |     |     |    |    |  |  |  |  |              |    |    |     |    |   |  |  |  |  |          |   |    |     |   |   |  |  |  |  |           |   |    |     |   |   |  |  |  |  |          |   |   |     |   |   |  |  |  |  |            |   |    |      |    |   |  |  |  |  |              |           |           |            |           |          |  |  |  |  |         |     |     |     |       |    |    |    |     |  |         |    |    |     |     |   |    |   |       |  |            |   |   |    |     |   |    |   |       |  |              |           |           |            |            |          |           |          |              |  |           |    |     |     |    |    |  |  |  |  |            |   |    |      |    |   |  |  |  |  |              |   |    |      |    |   |  |  |  |  |         |   |    |      |    |   |  |  |  |  |          |   |    |      |    |   |  |  |  |  |           |   |    |     |   |   |  |  |  |  |            |   |    |      |    |   |  |  |  |  |            |   |    |      |    |   |  |  |  |  |           |   |   |     |   |   |  |  |  |  |              |           |            |             |           |          |  |  |  |  |               |    |     |     |    |    |  |  |  |  |            |   |    |      |     |   |  |  |  |  |           |   |    |      |     |   |  |  |  |  |              |          |           |             |            |          |  |  |  |  |         |    |     |     |     |        |    |  |  |  |           |   |     |      |      |     |    |  |  |  |              |          |            |             |             |            |           |  |  |  |              |    |     |     |    |    |    |  |  |  |           |   |    |     |   |   |   |  |  |  |                 |   |   |     |   |   |   |  |  |  |              |          |           |            |          |          |          |  |  |  |                 |    |     |     |    |    |    |  |  |  |           |   |    |      |   |    |   |  |  |  |           |   |    |      |   |    |   |  |  |  |             |   |   |     |   |   |   |  |  |  |              |          |           |             |          |           |          |  |  |  |
| M. Mack   | 10        | 24         | 2.4         | 24          | 1          |           |          |              |  |                    |  |  |  |  |  |  |  |  |  |         |     |     |     |    |    |  |  |  |  |         |    |    |     |    |   |  |  |  |  |         |    |    |     |    |   |  |  |  |  |           |   |   |     |   |   |  |  |  |  |            |   |   |     |   |   |  |  |  |  |              |           |           |            |           |          |  |  |  |  |         |     |     |     |       |    |    |    |     |  |            |    |   |     |      |   |    |   |      |  |             |   |   |    |     |   |    |   |       |  |              |           |           |            |             |          |           |          |             |  |           |    |     |     |    |    |  |  |  |  |           |   |    |      |    |   |  |  |  |  |          |   |    |      |    |   |  |  |  |  |             |   |    |      |    |   |  |  |  |  |         |   |    |      |    |   |  |  |  |  |         |   |    |      |    |   |  |  |  |  |          |   |   |     |   |   |  |  |  |  |          |   |   |     |   |   |  |  |  |  |           |   |    |      |    |   |  |  |  |  |              |           |            |             |           |          |  |  |  |  |               |    |     |     |    |    |  |  |  |  |     |   |   |   |   |   |  |  |  |  |              |          |          |          |          |          |  |  |  |  |         |    |     |     |     |        |    |  |  |  |            |   |     |      |      |     |    |  |  |  |              |          |            |             |             |            |           |  |  |  |              |    |     |     |    |    |    |  |  |  |         |   |   |     |   |   |   |  |  |  |              |          |          |            |          |          |          |  |  |  |                 |    |     |     |    |    |    |  |  |  |             |   |   |     |   |   |   |  |  |  |              |          |          |            |          |          |          |  |  |  |   |  |  |  |  |  |  |  |  |  |                  |  |  |  |  |  |  |  |  |  |         |     |     |     |    |    |  |  |  |  |              |    |    |     |    |   |  |  |  |  |          |   |    |     |   |   |  |  |  |  |           |   |    |     |   |   |  |  |  |  |          |   |   |     |   |   |  |  |  |  |            |   |    |      |    |   |  |  |  |  |              |           |           |            |           |          |  |  |  |  |         |     |     |     |       |    |    |    |     |  |         |    |    |     |     |   |    |   |       |  |            |   |   |    |     |   |    |   |       |  |              |           |           |            |            |          |           |          |              |  |           |    |     |     |    |    |  |  |  |  |            |   |    |      |    |   |  |  |  |  |              |   |    |      |    |   |  |  |  |  |         |   |    |      |    |   |  |  |  |  |          |   |    |      |    |   |  |  |  |  |           |   |    |     |   |   |  |  |  |  |            |   |    |      |    |   |  |  |  |  |            |   |    |      |    |   |  |  |  |  |           |   |   |     |   |   |  |  |  |  |              |           |            |             |           |          |  |  |  |  |               |    |     |     |    |    |  |  |  |  |            |   |    |      |     |   |  |  |  |  |           |   |    |      |     |   |  |  |  |  |              |          |           |             |            |          |  |  |  |  |         |    |     |     |     |        |    |  |  |  |           |   |     |      |      |     |    |  |  |  |              |          |            |             |             |            |           |  |  |  |              |    |     |     |    |    |    |  |  |  |           |   |    |     |   |   |   |  |  |  |                 |   |   |     |   |   |   |  |  |  |              |          |           |            |          |          |          |  |  |  |                 |    |     |     |    |    |    |  |  |  |           |   |    |      |   |    |   |  |  |  |           |   |    |      |   |    |   |  |  |  |             |   |   |     |   |   |   |  |  |  |              |          |           |             |          |           |          |  |  |  |
| R. Turbin   | 2         | 7          | 3.5         | 5           | 0          |           |          |              |  |                    |  |  |  |  |  |  |  |  |  |         |     |     |     |    |    |  |  |  |  |         |    |    |     |    |   |  |  |  |  |         |    |    |     |    |   |  |  |  |  |           |   |   |     |   |   |  |  |  |  |            |   |   |     |   |   |  |  |  |  |              |           |           |            |           |          |  |  |  |  |         |     |     |     |       |    |    |    |     |  |            |    |   |     |      |   |    |   |      |  |             |   |   |    |     |   |    |   |       |  |              |           |           |            |             |          |           |          |             |  |           |    |     |     |    |    |  |  |  |  |           |   |    |      |    |   |  |  |  |  |          |   |    |      |    |   |  |  |  |  |             |   |    |      |    |   |  |  |  |  |         |   |    |      |    |   |  |  |  |  |         |   |    |      |    |   |  |  |  |  |          |   |   |     |   |   |  |  |  |  |          |   |   |     |   |   |  |  |  |  |           |   |    |      |    |   |  |  |  |  |              |           |            |             |           |          |  |  |  |  |               |    |     |     |    |    |  |  |  |  |     |   |   |   |   |   |  |  |  |  |              |          |          |          |          |          |  |  |  |  |         |    |     |     |     |        |    |  |  |  |            |   |     |      |      |     |    |  |  |  |              |          |            |             |             |            |           |  |  |  |              |    |     |     |    |    |    |  |  |  |         |   |   |     |   |   |   |  |  |  |              |          |          |            |          |          |          |  |  |  |                 |    |     |     |    |    |    |  |  |  |             |   |   |     |   |   |   |  |  |  |              |          |          |            |          |          |          |  |  |  |   |  |  |  |  |  |  |  |  |  |                  |  |  |  |  |  |  |  |  |  |         |     |     |     |    |    |  |  |  |  |              |    |    |     |    |   |  |  |  |  |          |   |    |     |   |   |  |  |  |  |           |   |    |     |   |   |  |  |  |  |          |   |   |     |   |   |  |  |  |  |            |   |    |      |    |   |  |  |  |  |              |           |           |            |           |          |  |  |  |  |         |     |     |     |       |    |    |    |     |  |         |    |    |     |     |   |    |   |       |  |            |   |   |    |     |   |    |   |       |  |              |           |           |            |            |          |           |          |              |  |           |    |     |     |    |    |  |  |  |  |            |   |    |      |    |   |  |  |  |  |              |   |    |      |    |   |  |  |  |  |         |   |    |      |    |   |  |  |  |  |          |   |    |      |    |   |  |  |  |  |           |   |    |     |   |   |  |  |  |  |            |   |    |      |    |   |  |  |  |  |            |   |    |      |    |   |  |  |  |  |           |   |   |     |   |   |  |  |  |  |              |           |            |             |           |          |  |  |  |  |               |    |     |     |    |    |  |  |  |  |            |   |    |      |     |   |  |  |  |  |           |   |    |      |     |   |  |  |  |  |              |          |           |             |            |          |  |  |  |  |         |    |     |     |     |        |    |  |  |  |           |   |     |      |      |     |    |  |  |  |              |          |            |             |             |            |           |  |  |  |              |    |     |     |    |    |    |  |  |  |           |   |    |     |   |   |   |  |  |  |                 |   |   |     |   |   |   |  |  |  |              |          |           |            |          |          |          |  |  |  |                 |    |     |     |    |    |    |  |  |  |           |   |    |      |   |    |   |  |  |  |           |   |    |      |   |    |   |  |  |  |             |   |   |     |   |   |   |  |  |  |              |          |           |             |          |           |          |  |  |  |
| S. Tolzien  | 2         | 2          | 1.0         | 3           | 0          |           |          |              |  |                    |  |  |  |  |  |  |  |  |  |         |     |     |     |    |    |  |  |  |  |         |    |    |     |    |   |  |  |  |  |         |    |    |     |    |   |  |  |  |  |           |   |   |     |   |   |  |  |  |  |            |   |   |     |   |   |  |  |  |  |              |           |           |            |           |          |  |  |  |  |         |     |     |     |       |    |    |    |     |  |            |    |   |     |      |   |    |   |      |  |             |   |   |    |     |   |    |   |       |  |              |           |           |            |             |          |           |          |             |  |           |    |     |     |    |    |  |  |  |  |           |   |    |      |    |   |  |  |  |  |          |   |    |      |    |   |  |  |  |  |             |   |    |      |    |   |  |  |  |  |         |   |    |      |    |   |  |  |  |  |         |   |    |      |    |   |  |  |  |  |          |   |   |     |   |   |  |  |  |  |          |   |   |     |   |   |  |  |  |  |           |   |    |      |    |   |  |  |  |  |              |           |            |             |           |          |  |  |  |  |               |    |     |     |    |    |  |  |  |  |     |   |   |   |   |   |  |  |  |  |              |          |          |          |          |          |  |  |  |  |         |    |     |     |     |        |    |  |  |  |            |   |     |      |      |     |    |  |  |  |              |          |            |             |             |            |           |  |  |  |              |    |     |     |    |    |    |  |  |  |         |   |   |     |   |   |   |  |  |  |              |          |          |            |          |          |          |  |  |  |                 |    |     |     |    |    |    |  |  |  |             |   |   |     |   |   |   |  |  |  |              |          |          |            |          |          |          |  |  |  |   |  |  |  |  |  |  |  |  |  |                  |  |  |  |  |  |  |  |  |  |         |     |     |     |    |    |  |  |  |  |              |    |    |     |    |   |  |  |  |  |          |   |    |     |   |   |  |  |  |  |           |   |    |     |   |   |  |  |  |  |          |   |   |     |   |   |  |  |  |  |            |   |    |      |    |   |  |  |  |  |              |           |           |            |           |          |  |  |  |  |         |     |     |     |       |    |    |    |     |  |         |    |    |     |     |   |    |   |       |  |            |   |   |    |     |   |    |   |       |  |              |           |           |            |            |          |           |          |              |  |           |    |     |     |    |    |  |  |  |  |            |   |    |      |    |   |  |  |  |  |              |   |    |      |    |   |  |  |  |  |         |   |    |      |    |   |  |  |  |  |          |   |    |      |    |   |  |  |  |  |           |   |    |     |   |   |  |  |  |  |            |   |    |      |    |   |  |  |  |  |            |   |    |      |    |   |  |  |  |  |           |   |   |     |   |   |  |  |  |  |              |           |            |             |           |          |  |  |  |  |               |    |     |     |    |    |  |  |  |  |            |   |    |      |     |   |  |  |  |  |           |   |    |      |     |   |  |  |  |  |              |          |           |             |            |          |  |  |  |  |         |    |     |     |     |        |    |  |  |  |           |   |     |      |      |     |    |  |  |  |              |          |            |             |             |            |           |  |  |  |              |    |     |     |    |    |    |  |  |  |           |   |    |     |   |   |   |  |  |  |                 |   |   |     |   |   |   |  |  |  |              |          |           |            |          |          |          |  |  |  |                 |    |     |     |    |    |    |  |  |  |           |   |    |      |   |    |   |  |  |  |           |   |    |      |   |    |   |  |  |  |             |   |   |     |   |   |   |  |  |  |              |          |           |             |          |           |          |  |  |  |
| <b>Total</b>  | <b>24</b> | <b>75</b>  | <b>3.1</b>  | <b>24</b>   | <b>1</b>   |           |          |              |  |                    |  |  |  |  |  |  |  |  |  |         |     |     |     |    |    |  |  |  |  |         |    |    |     |    |   |  |  |  |  |         |    |    |     |    |   |  |  |  |  |           |   |   |     |   |   |  |  |  |  |            |   |   |     |   |   |  |  |  |  |              |           |           |            |           |          |  |  |  |  |         |     |     |     |       |    |    |    |     |  |            |    |   |     |      |   |    |   |      |  |             |   |   |    |     |   |    |   |       |  |              |           |           |            |             |          |           |          |             |  |           |    |     |     |    |    |  |  |  |  |           |   |    |      |    |   |  |  |  |  |          |   |    |      |    |   |  |  |  |  |             |   |    |      |    |   |  |  |  |  |         |   |    |      |    |   |  |  |  |  |         |   |    |      |    |   |  |  |  |  |          |   |   |     |   |   |  |  |  |  |          |   |   |     |   |   |  |  |  |  |           |   |    |      |    |   |  |  |  |  |              |           |            |             |           |          |  |  |  |  |               |    |     |     |    |    |  |  |  |  |     |   |   |   |   |   |  |  |  |  |              |          |          |          |          |          |  |  |  |  |         |    |     |     |     |        |    |  |  |  |            |   |     |      |      |     |    |  |  |  |              |          |            |             |             |            |           |  |  |  |              |    |     |     |    |    |    |  |  |  |         |   |   |     |   |   |   |  |  |  |              |          |          |            |          |          |          |  |  |  |                 |    |     |     |    |    |    |  |  |  |             |   |   |     |   |   |   |  |  |  |              |          |          |            |          |          |          |  |  |  |   |  |  |  |  |  |  |  |  |  |                  |  |  |  |  |  |  |  |  |  |         |     |     |     |    |    |  |  |  |  |              |    |    |     |    |   |  |  |  |  |          |   |    |     |   |   |  |  |  |  |           |   |    |     |   |   |  |  |  |  |          |   |   |     |   |   |  |  |  |  |            |   |    |      |    |   |  |  |  |  |              |           |           |            |           |          |  |  |  |  |         |     |     |     |       |    |    |    |     |  |         |    |    |     |     |   |    |   |       |  |            |   |   |    |     |   |    |   |       |  |              |           |           |            |            |          |           |          |              |  |           |    |     |     |    |    |  |  |  |  |            |   |    |      |    |   |  |  |  |  |              |   |    |      |    |   |  |  |  |  |         |   |    |      |    |   |  |  |  |  |          |   |    |      |    |   |  |  |  |  |           |   |    |     |   |   |  |  |  |  |            |   |    |      |    |   |  |  |  |  |            |   |    |      |    |   |  |  |  |  |           |   |   |     |   |   |  |  |  |  |              |           |            |             |           |          |  |  |  |  |               |    |     |     |    |    |  |  |  |  |            |   |    |      |     |   |  |  |  |  |           |   |    |      |     |   |  |  |  |  |              |          |           |             |            |          |  |  |  |  |         |    |     |     |     |        |    |  |  |  |           |   |     |      |      |     |    |  |  |  |              |          |            |             |             |            |           |  |  |  |              |    |     |     |    |    |    |  |  |  |           |   |    |     |   |   |   |  |  |  |                 |   |   |     |   |   |   |  |  |  |              |          |           |            |          |          |          |  |  |  |                 |    |     |     |    |    |    |  |  |  |           |   |    |      |   |    |   |  |  |  |           |   |    |      |   |    |   |  |  |  |             |   |   |     |   |   |   |  |  |  |              |          |           |             |          |           |          |  |  |  |
| PASSING   | ATT       | CMP        | YDS         | SK/YD       | TD         | LG        | IN       | RT.          |  |                    |  |  |  |  |  |  |  |  |  |         |     |     |     |    |    |  |  |  |  |         |    |    |     |    |   |  |  |  |  |         |    |    |     |    |   |  |  |  |  |           |   |   |     |   |   |  |  |  |  |            |   |   |     |   |   |  |  |  |  |              |           |           |            |           |          |  |  |  |  |         |     |     |     |       |    |    |    |     |  |            |    |   |     |      |   |    |   |      |  |             |   |   |    |     |   |    |   |       |  |              |           |           |            |             |          |           |          |             |  |           |    |     |     |    |    |  |  |  |  |           |   |    |      |    |   |  |  |  |  |          |   |    |      |    |   |  |  |  |  |             |   |    |      |    |   |  |  |  |  |         |   |    |      |    |   |  |  |  |  |         |   |    |      |    |   |  |  |  |  |          |   |   |     |   |   |  |  |  |  |          |   |   |     |   |   |  |  |  |  |           |   |    |      |    |   |  |  |  |  |              |           |            |             |           |          |  |  |  |  |               |    |     |     |    |    |  |  |  |  |     |   |   |   |   |   |  |  |  |  |              |          |          |          |          |          |  |  |  |  |         |    |     |     |     |        |    |  |  |  |            |   |     |      |      |     |    |  |  |  |              |          |            |             |             |            |           |  |  |  |              |    |     |     |    |    |    |  |  |  |         |   |   |     |   |   |   |  |  |  |              |          |          |            |          |          |          |  |  |  |                 |    |     |     |    |    |    |  |  |  |             |   |   |     |   |   |   |  |  |  |              |          |          |            |          |          |          |  |  |  |   |  |  |  |  |  |  |  |  |  |                  |  |  |  |  |  |  |  |  |  |         |     |     |     |    |    |  |  |  |  |              |    |    |     |    |   |  |  |  |  |          |   |    |     |   |   |  |  |  |  |           |   |    |     |   |   |  |  |  |  |          |   |   |     |   |   |  |  |  |  |            |   |    |      |    |   |  |  |  |  |              |           |           |            |           |          |  |  |  |  |         |     |     |     |       |    |    |    |     |  |         |    |    |     |     |   |    |   |       |  |            |   |   |    |     |   |    |   |       |  |              |           |           |            |            |          |           |          |              |  |           |    |     |     |    |    |  |  |  |  |            |   |    |      |    |   |  |  |  |  |              |   |    |      |    |   |  |  |  |  |         |   |    |      |    |   |  |  |  |  |          |   |    |      |    |   |  |  |  |  |           |   |    |     |   |   |  |  |  |  |            |   |    |      |    |   |  |  |  |  |            |   |    |      |    |   |  |  |  |  |           |   |   |     |   |   |  |  |  |  |              |           |            |             |           |          |  |  |  |  |               |    |     |     |    |    |  |  |  |  |            |   |    |      |     |   |  |  |  |  |           |   |    |      |     |   |  |  |  |  |              |          |           |             |            |          |  |  |  |  |         |    |     |     |     |        |    |  |  |  |           |   |     |      |      |     |    |  |  |  |              |          |            |             |             |            |           |  |  |  |              |    |     |     |    |    |    |  |  |  |           |   |    |     |   |   |   |  |  |  |                 |   |   |     |   |   |   |  |  |  |              |          |           |            |          |          |          |  |  |  |                 |    |     |     |    |    |    |  |  |  |           |   |    |      |   |    |   |  |  |  |           |   |    |      |   |    |   |  |  |  |             |   |   |     |   |   |   |  |  |  |              |          |           |             |          |           |          |  |  |  |
| S. Tolzien  | 18        | 9          | 128         | 4/29        | 0          | 32        | 2        | 33.8         |  |                    |  |  |  |  |  |  |  |  |  |         |     |     |     |    |    |  |  |  |  |         |    |    |     |    |   |  |  |  |  |         |    |    |     |    |   |  |  |  |  |           |   |   |     |   |   |  |  |  |  |            |   |   |     |   |   |  |  |  |  |              |           |           |            |           |          |  |  |  |  |         |     |     |     |       |    |    |    |     |  |            |    |   |     |      |   |    |   |      |  |             |   |   |    |     |   |    |   |       |  |              |           |           |            |             |          |           |          |             |  |           |    |     |     |    |    |  |  |  |  |           |   |    |      |    |   |  |  |  |  |          |   |    |      |    |   |  |  |  |  |             |   |    |      |    |   |  |  |  |  |         |   |    |      |    |   |  |  |  |  |         |   |    |      |    |   |  |  |  |  |          |   |   |     |   |   |  |  |  |  |          |   |   |     |   |   |  |  |  |  |           |   |    |      |    |   |  |  |  |  |              |           |            |             |           |          |  |  |  |  |               |    |     |     |    |    |  |  |  |  |     |   |   |   |   |   |  |  |  |  |              |          |          |          |          |          |  |  |  |  |         |    |     |     |     |        |    |  |  |  |            |   |     |      |      |     |    |  |  |  |              |          |            |             |             |            |           |  |  |  |              |    |     |     |    |    |    |  |  |  |         |   |   |     |   |   |   |  |  |  |              |          |          |            |          |          |          |  |  |  |                 |    |     |     |    |    |    |  |  |  |             |   |   |     |   |   |   |  |  |  |              |          |          |            |          |          |          |  |  |  |   |  |  |  |  |  |  |  |  |  |                  |  |  |  |  |  |  |  |  |  |         |     |     |     |    |    |  |  |  |  |              |    |    |     |    |   |  |  |  |  |          |   |    |     |   |   |  |  |  |  |           |   |    |     |   |   |  |  |  |  |          |   |   |     |   |   |  |  |  |  |            |   |    |      |    |   |  |  |  |  |              |           |           |            |           |          |  |  |  |  |         |     |     |     |       |    |    |    |     |  |         |    |    |     |     |   |    |   |       |  |            |   |   |    |     |   |    |   |       |  |              |           |           |            |            |          |           |          |              |  |           |    |     |     |    |    |  |  |  |  |            |   |    |      |    |   |  |  |  |  |              |   |    |      |    |   |  |  |  |  |         |   |    |      |    |   |  |  |  |  |          |   |    |      |    |   |  |  |  |  |           |   |    |     |   |   |  |  |  |  |            |   |    |      |    |   |  |  |  |  |            |   |    |      |    |   |  |  |  |  |           |   |   |     |   |   |  |  |  |  |              |           |            |             |           |          |  |  |  |  |               |    |     |     |    |    |  |  |  |  |            |   |    |      |     |   |  |  |  |  |           |   |    |      |     |   |  |  |  |  |              |          |           |             |            |          |  |  |  |  |         |    |     |     |     |        |    |  |  |  |           |   |     |      |      |     |    |  |  |  |              |          |            |             |             |            |           |  |  |  |              |    |     |     |    |    |    |  |  |  |           |   |    |     |   |   |   |  |  |  |                 |   |   |     |   |   |   |  |  |  |              |          |           |            |          |          |          |  |  |  |                 |    |     |     |    |    |    |  |  |  |           |   |    |      |   |    |   |  |  |  |           |   |    |      |   |    |   |  |  |  |             |   |   |     |   |   |   |  |  |  |              |          |           |             |          |           |          |  |  |  |
| J. Brissett   | 3         | 2          | 51          | 0/0         | 0          | 50        | 0        | 109.7        |  |                    |  |  |  |  |  |  |  |  |  |         |     |     |     |    |    |  |  |  |  |         |    |    |     |    |   |  |  |  |  |         |    |    |     |    |   |  |  |  |  |           |   |   |     |   |   |  |  |  |  |            |   |   |     |   |   |  |  |  |  |              |           |           |            |           |          |  |  |  |  |         |     |     |     |       |    |    |    |     |  |            |    |   |     |      |   |    |   |      |  |             |   |   |    |     |   |    |   |       |  |              |           |           |            |             |          |           |          |             |  |           |    |     |     |    |    |  |  |  |  |           |   |    |      |    |   |  |  |  |  |          |   |    |      |    |   |  |  |  |  |             |   |    |      |    |   |  |  |  |  |         |   |    |      |    |   |  |  |  |  |         |   |    |      |    |   |  |  |  |  |          |   |   |     |   |   |  |  |  |  |          |   |   |     |   |   |  |  |  |  |           |   |    |      |    |   |  |  |  |  |              |           |            |             |           |          |  |  |  |  |               |    |     |     |    |    |  |  |  |  |     |   |   |   |   |   |  |  |  |  |              |          |          |          |          |          |  |  |  |  |         |    |     |     |     |        |    |  |  |  |            |   |     |      |      |     |    |  |  |  |              |          |            |             |             |            |           |  |  |  |              |    |     |     |    |    |    |  |  |  |         |   |   |     |   |   |   |  |  |  |              |          |          |            |          |          |          |  |  |  |                 |    |     |     |    |    |    |  |  |  |             |   |   |     |   |   |   |  |  |  |              |          |          |            |          |          |          |  |  |  |   |  |  |  |  |  |  |  |  |  |                  |  |  |  |  |  |  |  |  |  |         |     |     |     |    |    |  |  |  |  |              |    |    |     |    |   |  |  |  |  |          |   |    |     |   |   |  |  |  |  |           |   |    |     |   |   |  |  |  |  |          |   |   |     |   |   |  |  |  |  |            |   |    |      |    |   |  |  |  |  |              |           |           |            |           |          |  |  |  |  |         |     |     |     |       |    |    |    |     |  |         |    |    |     |     |   |    |   |       |  |            |   |   |    |     |   |    |   |       |  |              |           |           |            |            |          |           |          |              |  |           |    |     |     |    |    |  |  |  |  |            |   |    |      |    |   |  |  |  |  |              |   |    |      |    |   |  |  |  |  |         |   |    |      |    |   |  |  |  |  |          |   |    |      |    |   |  |  |  |  |           |   |    |     |   |   |  |  |  |  |            |   |    |      |    |   |  |  |  |  |            |   |    |      |    |   |  |  |  |  |           |   |   |     |   |   |  |  |  |  |              |           |            |             |           |          |  |  |  |  |               |    |     |     |    |    |  |  |  |  |            |   |    |      |     |   |  |  |  |  |           |   |    |      |     |   |  |  |  |  |              |          |           |             |            |          |  |  |  |  |         |    |     |     |     |        |    |  |  |  |           |   |     |      |      |     |    |  |  |  |              |          |            |             |             |            |           |  |  |  |              |    |     |     |    |    |    |  |  |  |           |   |    |     |   |   |   |  |  |  |                 |   |   |     |   |   |   |  |  |  |              |          |           |            |          |          |          |  |  |  |                 |    |     |     |    |    |    |  |  |  |           |   |    |      |   |    |   |  |  |  |           |   |    |      |   |    |   |  |  |  |             |   |   |     |   |   |   |  |  |  |              |          |           |             |          |           |          |  |  |  |
| <b>Total</b>  | <b>21</b> | <b>11</b>  | <b>179</b>  | <b>4/29</b> | <b>0</b>   | <b>50</b> | <b>2</b> | <b>41.7</b>  |  |                    |  |  |  |  |  |  |  |  |  |         |     |     |     |    |    |  |  |  |  |         |    |    |     |    |   |  |  |  |  |         |    |    |     |    |   |  |  |  |  |           |   |   |     |   |   |  |  |  |  |            |   |   |     |   |   |  |  |  |  |              |           |           |            |           |          |  |  |  |  |         |     |     |     |       |    |    |    |     |  |            |    |   |     |      |   |    |   |      |  |             |   |   |    |     |   |    |   |       |  |              |           |           |            |             |          |           |          |             |  |           |    |     |     |    |    |  |  |  |  |           |   |    |      |    |   |  |  |  |  |          |   |    |      |    |   |  |  |  |  |             |   |    |      |    |   |  |  |  |  |         |   |    |      |    |   |  |  |  |  |         |   |    |      |    |   |  |  |  |  |          |   |   |     |   |   |  |  |  |  |          |   |   |     |   |   |  |  |  |  |           |   |    |      |    |   |  |  |  |  |              |           |            |             |           |          |  |  |  |  |               |    |     |     |    |    |  |  |  |  |     |   |   |   |   |   |  |  |  |  |              |          |          |          |          |          |  |  |  |  |         |    |     |     |     |        |    |  |  |  |            |   |     |      |      |     |    |  |  |  |              |          |            |             |             |            |           |  |  |  |              |    |     |     |    |    |    |  |  |  |         |   |   |     |   |   |   |  |  |  |              |          |          |            |          |          |          |  |  |  |                 |    |     |     |    |    |    |  |  |  |             |   |   |     |   |   |   |  |  |  |              |          |          |            |          |          |          |  |  |  |   |  |  |  |  |  |  |  |  |  |                  |  |  |  |  |  |  |  |  |  |         |     |     |     |    |    |  |  |  |  |              |    |    |     |    |   |  |  |  |  |          |   |    |     |   |   |  |  |  |  |           |   |    |     |   |   |  |  |  |  |          |   |   |     |   |   |  |  |  |  |            |   |    |      |    |   |  |  |  |  |              |           |           |            |           |          |  |  |  |  |         |     |     |     |       |    |    |    |     |  |         |    |    |     |     |   |    |   |       |  |            |   |   |    |     |   |    |   |       |  |              |           |           |            |            |          |           |          |              |  |           |    |     |     |    |    |  |  |  |  |            |   |    |      |    |   |  |  |  |  |              |   |    |      |    |   |  |  |  |  |         |   |    |      |    |   |  |  |  |  |          |   |    |      |    |   |  |  |  |  |           |   |    |     |   |   |  |  |  |  |            |   |    |      |    |   |  |  |  |  |            |   |    |      |    |   |  |  |  |  |           |   |   |     |   |   |  |  |  |  |              |           |            |             |           |          |  |  |  |  |               |    |     |     |    |    |  |  |  |  |            |   |    |      |     |   |  |  |  |  |           |   |    |      |     |   |  |  |  |  |              |          |           |             |            |          |  |  |  |  |         |    |     |     |     |        |    |  |  |  |           |   |     |      |      |     |    |  |  |  |              |          |            |             |             |            |           |  |  |  |              |    |     |     |    |    |    |  |  |  |           |   |    |     |   |   |   |  |  |  |                 |   |   |     |   |   |   |  |  |  |              |          |           |            |          |          |          |  |  |  |                 |    |     |     |    |    |    |  |  |  |           |   |    |      |   |    |   |  |  |  |           |   |    |      |   |    |   |  |  |  |             |   |   |     |   |   |   |  |  |  |              |          |           |             |          |           |          |  |  |  |
| RECEIVING   | NO        | YDS        | AVG         | LG          | TD         |           |          |              |  |                    |  |  |  |  |  |  |  |  |  |         |     |     |     |    |    |  |  |  |  |         |    |    |     |    |   |  |  |  |  |         |    |    |     |    |   |  |  |  |  |           |   |   |     |   |   |  |  |  |  |            |   |   |     |   |   |  |  |  |  |              |           |           |            |           |          |  |  |  |  |         |     |     |     |       |    |    |    |     |  |            |    |   |     |      |   |    |   |      |  |             |   |   |    |     |   |    |   |       |  |              |           |           |            |             |          |           |          |             |  |           |    |     |     |    |    |  |  |  |  |           |   |    |      |    |   |  |  |  |  |          |   |    |      |    |   |  |  |  |  |             |   |    |      |    |   |  |  |  |  |         |   |    |      |    |   |  |  |  |  |         |   |    |      |    |   |  |  |  |  |          |   |   |     |   |   |  |  |  |  |          |   |   |     |   |   |  |  |  |  |           |   |    |      |    |   |  |  |  |  |              |           |            |             |           |          |  |  |  |  |               |    |     |     |    |    |  |  |  |  |     |   |   |   |   |   |  |  |  |  |              |          |          |          |          |          |  |  |  |  |         |    |     |     |     |        |    |  |  |  |            |   |     |      |      |     |    |  |  |  |              |          |            |             |             |            |           |  |  |  |              |    |     |     |    |    |    |  |  |  |         |   |   |     |   |   |   |  |  |  |              |          |          |            |          |          |          |  |  |  |                 |    |     |     |    |    |    |  |  |  |             |   |   |     |   |   |   |  |  |  |              |          |          |            |          |          |          |  |  |  |   |  |  |  |  |  |  |  |  |  |                  |  |  |  |  |  |  |  |  |  |         |     |     |     |    |    |  |  |  |  |              |    |    |     |    |   |  |  |  |  |          |   |    |     |   |   |  |  |  |  |           |   |    |     |   |   |  |  |  |  |          |   |   |     |   |   |  |  |  |  |            |   |    |      |    |   |  |  |  |  |              |           |           |            |           |          |  |  |  |  |         |     |     |     |       |    |    |    |     |  |         |    |    |     |     |   |    |   |       |  |            |   |   |    |     |   |    |   |       |  |              |           |           |            |            |          |           |          |              |  |           |    |     |     |    |    |  |  |  |  |            |   |    |      |    |   |  |  |  |  |              |   |    |      |    |   |  |  |  |  |         |   |    |      |    |   |  |  |  |  |          |   |    |      |    |   |  |  |  |  |           |   |    |     |   |   |  |  |  |  |            |   |    |      |    |   |  |  |  |  |            |   |    |      |    |   |  |  |  |  |           |   |   |     |   |   |  |  |  |  |              |           |            |             |           |          |  |  |  |  |               |    |     |     |    |    |  |  |  |  |            |   |    |      |     |   |  |  |  |  |           |   |    |      |     |   |  |  |  |  |              |          |           |             |            |          |  |  |  |  |         |    |     |     |     |        |    |  |  |  |           |   |     |      |      |     |    |  |  |  |              |          |            |             |             |            |           |  |  |  |              |    |     |     |    |    |    |  |  |  |           |   |    |     |   |   |   |  |  |  |                 |   |   |     |   |   |   |  |  |  |              |          |           |            |          |          |          |  |  |  |                 |    |     |     |    |    |    |  |  |  |           |   |    |      |   |    |   |  |  |  |           |   |    |      |   |    |   |  |  |  |             |   |   |     |   |   |   |  |  |  |              |          |           |             |          |           |          |  |  |  |
| T. Hilton   | 3         | 57         | 19.0        | 32          | 0          |           |          |              |  |                    |  |  |  |  |  |  |  |  |  |         |     |     |     |    |    |  |  |  |  |         |    |    |     |    |   |  |  |  |  |         |    |    |     |    |   |  |  |  |  |           |   |   |     |   |   |  |  |  |  |            |   |   |     |   |   |  |  |  |  |              |           |           |            |           |          |  |  |  |  |         |     |     |     |       |    |    |    |     |  |            |    |   |     |      |   |    |   |      |  |             |   |   |    |     |   |    |   |       |  |              |           |           |            |             |          |           |          |             |  |           |    |     |     |    |    |  |  |  |  |           |   |    |      |    |   |  |  |  |  |          |   |    |      |    |   |  |  |  |  |             |   |    |      |    |   |  |  |  |  |         |   |    |      |    |   |  |  |  |  |         |   |    |      |    |   |  |  |  |  |          |   |   |     |   |   |  |  |  |  |          |   |   |     |   |   |  |  |  |  |           |   |    |      |    |   |  |  |  |  |              |           |            |             |           |          |  |  |  |  |               |    |     |     |    |    |  |  |  |  |     |   |   |   |   |   |  |  |  |  |              |          |          |          |          |          |  |  |  |  |         |    |     |     |     |        |    |  |  |  |            |   |     |      |      |     |    |  |  |  |              |          |            |             |             |            |           |  |  |  |              |    |     |     |    |    |    |  |  |  |         |   |   |     |   |   |   |  |  |  |              |          |          |            |          |          |          |  |  |  |                 |    |     |     |    |    |    |  |  |  |             |   |   |     |   |   |   |  |  |  |              |          |          |            |          |          |          |  |  |  |   |  |  |  |  |  |  |  |  |  |                  |  |  |  |  |  |  |  |  |  |         |     |     |     |    |    |  |  |  |  |              |    |    |     |    |   |  |  |  |  |          |   |    |     |   |   |  |  |  |  |           |   |    |     |   |   |  |  |  |  |          |   |   |     |   |   |  |  |  |  |            |   |    |      |    |   |  |  |  |  |              |           |           |            |           |          |  |  |  |  |         |     |     |     |       |    |    |    |     |  |         |    |    |     |     |   |    |   |       |  |            |   |   |    |     |   |    |   |       |  |              |           |           |            |            |          |           |          |              |  |           |    |     |     |    |    |  |  |  |  |            |   |    |      |    |   |  |  |  |  |              |   |    |      |    |   |  |  |  |  |         |   |    |      |    |   |  |  |  |  |          |   |    |      |    |   |  |  |  |  |           |   |    |     |   |   |  |  |  |  |            |   |    |      |    |   |  |  |  |  |            |   |    |      |    |   |  |  |  |  |           |   |   |     |   |   |  |  |  |  |              |           |            |             |           |          |  |  |  |  |               |    |     |     |    |    |  |  |  |  |            |   |    |      |     |   |  |  |  |  |           |   |    |      |     |   |  |  |  |  |              |          |           |             |            |          |  |  |  |  |         |    |     |     |     |        |    |  |  |  |           |   |     |      |      |     |    |  |  |  |              |          |            |             |             |            |           |  |  |  |              |    |     |     |    |    |    |  |  |  |           |   |    |     |   |   |   |  |  |  |                 |   |   |     |   |   |   |  |  |  |              |          |           |            |          |          |          |  |  |  |                 |    |     |     |    |    |    |  |  |  |           |   |    |      |   |    |   |  |  |  |           |   |    |      |   |    |   |  |  |  |             |   |   |     |   |   |   |  |  |  |              |          |           |             |          |           |          |  |  |  |
| J. Doyle  | 2         | 41         | 20.5        | 21          | 0          |           |          |              |  |                    |  |  |  |  |  |  |  |  |  |         |     |     |     |    |    |  |  |  |  |         |    |    |     |    |   |  |  |  |  |         |    |    |     |    |   |  |  |  |  |           |   |   |     |   |   |  |  |  |  |            |   |   |     |   |   |  |  |  |  |              |           |           |            |           |          |  |  |  |  |         |     |     |     |       |    |    |    |     |  |            |    |   |     |      |   |    |   |      |  |             |   |   |    |     |   |    |   |       |  |              |           |           |            |             |          |           |          |             |  |           |    |     |     |    |    |  |  |  |  |           |   |    |      |    |   |  |  |  |  |          |   |    |      |    |   |  |  |  |  |             |   |    |      |    |   |  |  |  |  |         |   |    |      |    |   |  |  |  |  |         |   |    |      |    |   |  |  |  |  |          |   |   |     |   |   |  |  |  |  |          |   |   |     |   |   |  |  |  |  |           |   |    |      |    |   |  |  |  |  |              |           |            |             |           |          |  |  |  |  |               |    |     |     |    |    |  |  |  |  |     |   |   |   |   |   |  |  |  |  |              |          |          |          |          |          |  |  |  |  |         |    |     |     |     |        |    |  |  |  |            |   |     |      |      |     |    |  |  |  |              |          |            |             |             |            |           |  |  |  |              |    |     |     |    |    |    |  |  |  |         |   |   |     |   |   |   |  |  |  |              |          |          |            |          |          |          |  |  |  |                 |    |     |     |    |    |    |  |  |  |             |   |   |     |   |   |   |  |  |  |              |          |          |            |          |          |          |  |  |  |   |  |  |  |  |  |  |  |  |  |                  |  |  |  |  |  |  |  |  |  |         |     |     |     |    |    |  |  |  |  |              |    |    |     |    |   |  |  |  |  |          |   |    |     |   |   |  |  |  |  |           |   |    |     |   |   |  |  |  |  |          |   |   |     |   |   |  |  |  |  |            |   |    |      |    |   |  |  |  |  |              |           |           |            |           |          |  |  |  |  |         |     |     |     |       |    |    |    |     |  |         |    |    |     |     |   |    |   |       |  |            |   |   |    |     |   |    |   |       |  |              |           |           |            |            |          |           |          |              |  |           |    |     |     |    |    |  |  |  |  |            |   |    |      |    |   |  |  |  |  |              |   |    |      |    |   |  |  |  |  |         |   |    |      |    |   |  |  |  |  |          |   |    |      |    |   |  |  |  |  |           |   |    |     |   |   |  |  |  |  |            |   |    |      |    |   |  |  |  |  |            |   |    |      |    |   |  |  |  |  |           |   |   |     |   |   |  |  |  |  |              |           |            |             |           |          |  |  |  |  |               |    |     |     |    |    |  |  |  |  |            |   |    |      |     |   |  |  |  |  |           |   |    |      |     |   |  |  |  |  |              |          |           |             |            |          |  |  |  |  |         |    |     |     |     |        |    |  |  |  |           |   |     |      |      |     |    |  |  |  |              |          |            |             |             |            |           |  |  |  |              |    |     |     |    |    |    |  |  |  |           |   |    |     |   |   |   |  |  |  |                 |   |   |     |   |   |   |  |  |  |              |          |           |            |          |          |          |  |  |  |                 |    |     |     |    |    |    |  |  |  |           |   |    |      |   |    |   |  |  |  |           |   |    |      |   |    |   |  |  |  |             |   |   |     |   |   |   |  |  |  |              |          |           |             |          |           |          |  |  |  |
| D. Moncrief   | 1         | 50         | 50.0        | 50          | 0          |           |          |              |  |                    |  |  |  |  |  |  |  |  |  |         |     |     |     |    |    |  |  |  |  |         |    |    |     |    |   |  |  |  |  |         |    |    |     |    |   |  |  |  |  |           |   |   |     |   |   |  |  |  |  |            |   |   |     |   |   |  |  |  |  |              |           |           |            |           |          |  |  |  |  |         |     |     |     |       |    |    |    |     |  |            |    |   |     |      |   |    |   |      |  |             |   |   |    |     |   |    |   |       |  |              |           |           |            |             |          |           |          |             |  |           |    |     |     |    |    |  |  |  |  |           |   |    |      |    |   |  |  |  |  |          |   |    |      |    |   |  |  |  |  |             |   |    |      |    |   |  |  |  |  |         |   |    |      |    |   |  |  |  |  |         |   |    |      |    |   |  |  |  |  |          |   |   |     |   |   |  |  |  |  |          |   |   |     |   |   |  |  |  |  |           |   |    |      |    |   |  |  |  |  |              |           |            |             |           |          |  |  |  |  |               |    |     |     |    |    |  |  |  |  |     |   |   |   |   |   |  |  |  |  |              |          |          |          |          |          |  |  |  |  |         |    |     |     |     |        |    |  |  |  |            |   |     |      |      |     |    |  |  |  |              |          |            |             |             |            |           |  |  |  |              |    |     |     |    |    |    |  |  |  |         |   |   |     |   |   |   |  |  |  |              |          |          |            |          |          |          |  |  |  |                 |    |     |     |    |    |    |  |  |  |             |   |   |     |   |   |   |  |  |  |              |          |          |            |          |          |          |  |  |  |   |  |  |  |  |  |  |  |  |  |                  |  |  |  |  |  |  |  |  |  |         |     |     |     |    |    |  |  |  |  |              |    |    |     |    |   |  |  |  |  |          |   |    |     |   |   |  |  |  |  |           |   |    |     |   |   |  |  |  |  |          |   |   |     |   |   |  |  |  |  |            |   |    |      |    |   |  |  |  |  |              |           |           |            |           |          |  |  |  |  |         |     |     |     |       |    |    |    |     |  |         |    |    |     |     |   |    |   |       |  |            |   |   |    |     |   |    |   |       |  |              |           |           |            |            |          |           |          |              |  |           |    |     |     |    |    |  |  |  |  |            |   |    |      |    |   |  |  |  |  |              |   |    |      |    |   |  |  |  |  |         |   |    |      |    |   |  |  |  |  |          |   |    |      |    |   |  |  |  |  |           |   |    |     |   |   |  |  |  |  |            |   |    |      |    |   |  |  |  |  |            |   |    |      |    |   |  |  |  |  |           |   |   |     |   |   |  |  |  |  |              |           |            |             |           |          |  |  |  |  |               |    |     |     |    |    |  |  |  |  |            |   |    |      |     |   |  |  |  |  |           |   |    |      |     |   |  |  |  |  |              |          |           |             |            |          |  |  |  |  |         |    |     |     |     |        |    |  |  |  |           |   |     |      |      |     |    |  |  |  |              |          |            |             |             |            |           |  |  |  |              |    |     |     |    |    |    |  |  |  |           |   |    |     |   |   |   |  |  |  |                 |   |   |     |   |   |   |  |  |  |              |          |           |            |          |          |          |  |  |  |                 |    |     |     |    |    |    |  |  |  |           |   |    |      |   |    |   |  |  |  |           |   |    |      |   |    |   |  |  |  |             |   |   |     |   |   |   |  |  |  |              |          |           |             |          |           |          |  |  |  |
| M. Mack   | 1         | 21         | 21.0        | 21          | 0          |           |          |              |  |                    |  |  |  |  |  |  |  |  |  |         |     |     |     |    |    |  |  |  |  |         |    |    |     |    |   |  |  |  |  |         |    |    |     |    |   |  |  |  |  |           |   |   |     |   |   |  |  |  |  |            |   |   |     |   |   |  |  |  |  |              |           |           |            |           |          |  |  |  |  |         |     |     |     |       |    |    |    |     |  |            |    |   |     |      |   |    |   |      |  |             |   |   |    |     |   |    |   |       |  |              |           |           |            |             |          |           |          |             |  |           |    |     |     |    |    |  |  |  |  |           |   |    |      |    |   |  |  |  |  |          |   |    |      |    |   |  |  |  |  |             |   |    |      |    |   |  |  |  |  |         |   |    |      |    |   |  |  |  |  |         |   |    |      |    |   |  |  |  |  |          |   |   |     |   |   |  |  |  |  |          |   |   |     |   |   |  |  |  |  |           |   |    |      |    |   |  |  |  |  |              |           |            |             |           |          |  |  |  |  |               |    |     |     |    |    |  |  |  |  |     |   |   |   |   |   |  |  |  |  |              |          |          |          |          |          |  |  |  |  |         |    |     |     |     |        |    |  |  |  |            |   |     |      |      |     |    |  |  |  |              |          |            |             |             |            |           |  |  |  |              |    |     |     |    |    |    |  |  |  |         |   |   |     |   |   |   |  |  |  |              |          |          |            |          |          |          |  |  |  |                 |    |     |     |    |    |    |  |  |  |             |   |   |     |   |   |   |  |  |  |              |          |          |            |          |          |          |  |  |  |   |  |  |  |  |  |  |  |  |  |                  |  |  |  |  |  |  |  |  |  |         |     |     |     |    |    |  |  |  |  |              |    |    |     |    |   |  |  |  |  |          |   |    |     |   |   |  |  |  |  |           |   |    |     |   |   |  |  |  |  |          |   |   |     |   |   |  |  |  |  |            |   |    |      |    |   |  |  |  |  |              |           |           |            |           |          |  |  |  |  |         |     |     |     |       |    |    |    |     |  |         |    |    |     |     |   |    |   |       |  |            |   |   |    |     |   |    |   |       |  |              |           |           |            |            |          |           |          |              |  |           |    |     |     |    |    |  |  |  |  |            |   |    |      |    |   |  |  |  |  |              |   |    |      |    |   |  |  |  |  |         |   |    |      |    |   |  |  |  |  |          |   |    |      |    |   |  |  |  |  |           |   |    |     |   |   |  |  |  |  |            |   |    |      |    |   |  |  |  |  |            |   |    |      |    |   |  |  |  |  |           |   |   |     |   |   |  |  |  |  |              |           |            |             |           |          |  |  |  |  |               |    |     |     |    |    |  |  |  |  |            |   |    |      |     |   |  |  |  |  |           |   |    |      |     |   |  |  |  |  |              |          |           |             |            |          |  |  |  |  |         |    |     |     |     |        |    |  |  |  |           |   |     |      |      |     |    |  |  |  |              |          |            |             |             |            |           |  |  |  |              |    |     |     |    |    |    |  |  |  |           |   |    |     |   |   |   |  |  |  |                 |   |   |     |   |   |   |  |  |  |              |          |           |            |          |          |          |  |  |  |                 |    |     |     |    |    |    |  |  |  |           |   |    |      |   |    |   |  |  |  |           |   |    |      |   |    |   |  |  |  |             |   |   |     |   |   |   |  |  |  |              |          |           |             |          |           |          |  |  |  |
| F. Gore   | 1         | 10         | 10.0        | 10          | 0          |           |          |              |  |                    |  |  |  |  |  |  |  |  |  |         |     |     |     |    |    |  |  |  |  |         |    |    |     |    |   |  |  |  |  |         |    |    |     |    |   |  |  |  |  |           |   |   |     |   |   |  |  |  |  |            |   |   |     |   |   |  |  |  |  |              |           |           |            |           |          |  |  |  |  |         |     |     |     |       |    |    |    |     |  |            |    |   |     |      |   |    |   |      |  |             |   |   |    |     |   |    |   |       |  |              |           |           |            |             |          |           |          |             |  |           |    |     |     |    |    |  |  |  |  |           |   |    |      |    |   |  |  |  |  |          |   |    |      |    |   |  |  |  |  |             |   |    |      |    |   |  |  |  |  |         |   |    |      |    |   |  |  |  |  |         |   |    |      |    |   |  |  |  |  |          |   |   |     |   |   |  |  |  |  |          |   |   |     |   |   |  |  |  |  |           |   |    |      |    |   |  |  |  |  |              |           |            |             |           |          |  |  |  |  |               |    |     |     |    |    |  |  |  |  |     |   |   |   |   |   |  |  |  |  |              |          |          |          |          |          |  |  |  |  |         |    |     |     |     |        |    |  |  |  |            |   |     |      |      |     |    |  |  |  |              |          |            |             |             |            |           |  |  |  |              |    |     |     |    |    |    |  |  |  |         |   |   |     |   |   |   |  |  |  |              |          |          |            |          |          |          |  |  |  |                 |    |     |     |    |    |    |  |  |  |             |   |   |     |   |   |   |  |  |  |              |          |          |            |          |          |          |  |  |  |   |  |  |  |  |  |  |  |  |  |                  |  |  |  |  |  |  |  |  |  |         |     |     |     |    |    |  |  |  |  |              |    |    |     |    |   |  |  |  |  |          |   |    |     |   |   |  |  |  |  |           |   |    |     |   |   |  |  |  |  |          |   |   |     |   |   |  |  |  |  |            |   |    |      |    |   |  |  |  |  |              |           |           |            |           |          |  |  |  |  |         |     |     |     |       |    |    |    |     |  |         |    |    |     |     |   |    |   |       |  |            |   |   |    |     |   |    |   |       |  |              |           |           |            |            |          |           |          |              |  |           |    |     |     |    |    |  |  |  |  |            |   |    |      |    |   |  |  |  |  |              |   |    |      |    |   |  |  |  |  |         |   |    |      |    |   |  |  |  |  |          |   |    |      |    |   |  |  |  |  |           |   |    |     |   |   |  |  |  |  |            |   |    |      |    |   |  |  |  |  |            |   |    |      |    |   |  |  |  |  |           |   |   |     |   |   |  |  |  |  |              |           |            |             |           |          |  |  |  |  |               |    |     |     |    |    |  |  |  |  |            |   |    |      |     |   |  |  |  |  |           |   |    |      |     |   |  |  |  |  |              |          |           |             |            |          |  |  |  |  |         |    |     |     |     |        |    |  |  |  |           |   |     |      |      |     |    |  |  |  |              |          |            |             |             |            |           |  |  |  |              |    |     |     |    |    |    |  |  |  |           |   |    |     |   |   |   |  |  |  |                 |   |   |     |   |   |   |  |  |  |              |          |           |            |          |          |          |  |  |  |                 |    |     |     |    |    |    |  |  |  |           |   |    |      |   |    |   |  |  |  |           |   |    |      |   |    |   |  |  |  |             |   |   |     |   |   |   |  |  |  |              |          |           |             |          |           |          |  |  |  |
| K. Aiken  | 1         | 3          | 3.0         | 3           | 0          |           |          |              |  |                    |  |  |  |  |  |  |  |  |  |         |     |     |     |    |    |  |  |  |  |         |    |    |     |    |   |  |  |  |  |         |    |    |     |    |   |  |  |  |  |           |   |   |     |   |   |  |  |  |  |            |   |   |     |   |   |  |  |  |  |              |           |           |            |           |          |  |  |  |  |         |     |     |     |       |    |    |    |     |  |            |    |   |     |      |   |    |   |      |  |             |   |   |    |     |   |    |   |       |  |              |           |           |            |             |          |           |          |             |  |           |    |     |     |    |    |  |  |  |  |           |   |    |      |    |   |  |  |  |  |          |   |    |      |    |   |  |  |  |  |             |   |    |      |    |   |  |  |  |  |         |   |    |      |    |   |  |  |  |  |         |   |    |      |    |   |  |  |  |  |          |   |   |     |   |   |  |  |  |  |          |   |   |     |   |   |  |  |  |  |           |   |    |      |    |   |  |  |  |  |              |           |            |             |           |          |  |  |  |  |               |    |     |     |    |    |  |  |  |  |     |   |   |   |   |   |  |  |  |  |              |          |          |          |          |          |  |  |  |  |         |    |     |     |     |        |    |  |  |  |            |   |     |      |      |     |    |  |  |  |              |          |            |             |             |            |           |  |  |  |              |    |     |     |    |    |    |  |  |  |         |   |   |     |   |   |   |  |  |  |              |          |          |            |          |          |          |  |  |  |                 |    |     |     |    |    |    |  |  |  |             |   |   |     |   |   |   |  |  |  |              |          |          |            |          |          |          |  |  |  |   |  |  |  |  |  |  |  |  |  |                  |  |  |  |  |  |  |  |  |  |         |     |     |     |    |    |  |  |  |  |              |    |    |     |    |   |  |  |  |  |          |   |    |     |   |   |  |  |  |  |           |   |    |     |   |   |  |  |  |  |          |   |   |     |   |   |  |  |  |  |            |   |    |      |    |   |  |  |  |  |              |           |           |            |           |          |  |  |  |  |         |     |     |     |       |    |    |    |     |  |         |    |    |     |     |   |    |   |       |  |            |   |   |    |     |   |    |   |       |  |              |           |           |            |            |          |           |          |              |  |           |    |     |     |    |    |  |  |  |  |            |   |    |      |    |   |  |  |  |  |              |   |    |      |    |   |  |  |  |  |         |   |    |      |    |   |  |  |  |  |          |   |    |      |    |   |  |  |  |  |           |   |    |     |   |   |  |  |  |  |            |   |    |      |    |   |  |  |  |  |            |   |    |      |    |   |  |  |  |  |           |   |   |     |   |   |  |  |  |  |              |           |            |             |           |          |  |  |  |  |               |    |     |     |    |    |  |  |  |  |            |   |    |      |     |   |  |  |  |  |           |   |    |      |     |   |  |  |  |  |              |          |           |             |            |          |  |  |  |  |         |    |     |     |     |        |    |  |  |  |           |   |     |      |      |     |    |  |  |  |              |          |            |             |             |            |           |  |  |  |              |    |     |     |    |    |    |  |  |  |           |   |    |     |   |   |   |  |  |  |                 |   |   |     |   |   |   |  |  |  |              |          |           |            |          |          |          |  |  |  |                 |    |     |     |    |    |    |  |  |  |           |   |    |      |   |    |   |  |  |  |           |   |    |      |   |    |   |  |  |  |             |   |   |     |   |   |   |  |  |  |              |          |           |             |          |           |          |  |  |  |
| M. Hazel  | 1         | 1          | 1.0         | 1           | 0          |           |          |              |  |                    |  |  |  |  |  |  |  |  |  |         |     |     |     |    |    |  |  |  |  |         |    |    |     |    |   |  |  |  |  |         |    |    |     |    |   |  |  |  |  |           |   |   |     |   |   |  |  |  |  |            |   |   |     |   |   |  |  |  |  |              |           |           |            |           |          |  |  |  |  |         |     |     |     |       |    |    |    |     |  |            |    |   |     |      |   |    |   |      |  |             |   |   |    |     |   |    |   |       |  |              |           |           |            |             |          |           |          |             |  |           |    |     |     |    |    |  |  |  |  |           |   |    |      |    |   |  |  |  |  |          |   |    |      |    |   |  |  |  |  |             |   |    |      |    |   |  |  |  |  |         |   |    |      |    |   |  |  |  |  |         |   |    |      |    |   |  |  |  |  |          |   |   |     |   |   |  |  |  |  |          |   |   |     |   |   |  |  |  |  |           |   |    |      |    |   |  |  |  |  |              |           |            |             |           |          |  |  |  |  |               |    |     |     |    |    |  |  |  |  |     |   |   |   |   |   |  |  |  |  |              |          |          |          |          |          |  |  |  |  |         |    |     |     |     |        |    |  |  |  |            |   |     |      |      |     |    |  |  |  |              |          |            |             |             |            |           |  |  |  |              |    |     |     |    |    |    |  |  |  |         |   |   |     |   |   |   |  |  |  |              |          |          |            |          |          |          |  |  |  |                 |    |     |     |    |    |    |  |  |  |             |   |   |     |   |   |   |  |  |  |              |          |          |            |          |          |          |  |  |  |   |  |  |  |  |  |  |  |  |  |                  |  |  |  |  |  |  |  |  |  |         |     |     |     |    |    |  |  |  |  |              |    |    |     |    |   |  |  |  |  |          |   |    |     |   |   |  |  |  |  |           |   |    |     |   |   |  |  |  |  |          |   |   |     |   |   |  |  |  |  |            |   |    |      |    |   |  |  |  |  |              |           |           |            |           |          |  |  |  |  |         |     |     |     |       |    |    |    |     |  |         |    |    |     |     |   |    |   |       |  |            |   |   |    |     |   |    |   |       |  |              |           |           |            |            |          |           |          |              |  |           |    |     |     |    |    |  |  |  |  |            |   |    |      |    |   |  |  |  |  |              |   |    |      |    |   |  |  |  |  |         |   |    |      |    |   |  |  |  |  |          |   |    |      |    |   |  |  |  |  |           |   |    |     |   |   |  |  |  |  |            |   |    |      |    |   |  |  |  |  |            |   |    |      |    |   |  |  |  |  |           |   |   |     |   |   |  |  |  |  |              |           |            |             |           |          |  |  |  |  |               |    |     |     |    |    |  |  |  |  |            |   |    |      |     |   |  |  |  |  |           |   |    |      |     |   |  |  |  |  |              |          |           |             |            |          |  |  |  |  |         |    |     |     |     |        |    |  |  |  |           |   |     |      |      |     |    |  |  |  |              |          |            |             |             |            |           |  |  |  |              |    |     |     |    |    |    |  |  |  |           |   |    |     |   |   |   |  |  |  |                 |   |   |     |   |   |   |  |  |  |              |          |           |            |          |          |          |  |  |  |                 |    |     |     |    |    |    |  |  |  |           |   |    |      |   |    |   |  |  |  |           |   |    |      |   |    |   |  |  |  |             |   |   |     |   |   |   |  |  |  |              |          |           |             |          |           |          |  |  |  |
| R. Turbin   | 1         | -4         | -4.0        | -4          | 0          |           |          |              |  |                    |  |  |  |  |  |  |  |  |  |         |     |     |     |    |    |  |  |  |  |         |    |    |     |    |   |  |  |  |  |         |    |    |     |    |   |  |  |  |  |           |   |   |     |   |   |  |  |  |  |            |   |   |     |   |   |  |  |  |  |              |           |           |            |           |          |  |  |  |  |         |     |     |     |       |    |    |    |     |  |            |    |   |     |      |   |    |   |      |  |             |   |   |    |     |   |    |   |       |  |              |           |           |            |             |          |           |          |             |  |           |    |     |     |    |    |  |  |  |  |           |   |    |      |    |   |  |  |  |  |          |   |    |      |    |   |  |  |  |  |             |   |    |      |    |   |  |  |  |  |         |   |    |      |    |   |  |  |  |  |         |   |    |      |    |   |  |  |  |  |          |   |   |     |   |   |  |  |  |  |          |   |   |     |   |   |  |  |  |  |           |   |    |      |    |   |  |  |  |  |              |           |            |             |           |          |  |  |  |  |               |    |     |     |    |    |  |  |  |  |     |   |   |   |   |   |  |  |  |  |              |          |          |          |          |          |  |  |  |  |         |    |     |     |     |        |    |  |  |  |            |   |     |      |      |     |    |  |  |  |              |          |            |             |             |            |           |  |  |  |              |    |     |     |    |    |    |  |  |  |         |   |   |     |   |   |   |  |  |  |              |          |          |            |          |          |          |  |  |  |                 |    |     |     |    |    |    |  |  |  |             |   |   |     |   |   |   |  |  |  |              |          |          |            |          |          |          |  |  |  |   |  |  |  |  |  |  |  |  |  |                  |  |  |  |  |  |  |  |  |  |         |     |     |     |    |    |  |  |  |  |              |    |    |     |    |   |  |  |  |  |          |   |    |     |   |   |  |  |  |  |           |   |    |     |   |   |  |  |  |  |          |   |   |     |   |   |  |  |  |  |            |   |    |      |    |   |  |  |  |  |              |           |           |            |           |          |  |  |  |  |         |     |     |     |       |    |    |    |     |  |         |    |    |     |     |   |    |   |       |  |            |   |   |    |     |   |    |   |       |  |              |           |           |            |            |          |           |          |              |  |           |    |     |     |    |    |  |  |  |  |            |   |    |      |    |   |  |  |  |  |              |   |    |      |    |   |  |  |  |  |         |   |    |      |    |   |  |  |  |  |          |   |    |      |    |   |  |  |  |  |           |   |    |     |   |   |  |  |  |  |            |   |    |      |    |   |  |  |  |  |            |   |    |      |    |   |  |  |  |  |           |   |   |     |   |   |  |  |  |  |              |           |            |             |           |          |  |  |  |  |               |    |     |     |    |    |  |  |  |  |            |   |    |      |     |   |  |  |  |  |           |   |    |      |     |   |  |  |  |  |              |          |           |             |            |          |  |  |  |  |         |    |     |     |     |        |    |  |  |  |           |   |     |      |      |     |    |  |  |  |              |          |            |             |             |            |           |  |  |  |              |    |     |     |    |    |    |  |  |  |           |   |    |     |   |   |   |  |  |  |                 |   |   |     |   |   |   |  |  |  |              |          |           |            |          |          |          |  |  |  |                 |    |     |     |    |    |    |  |  |  |           |   |    |      |   |    |   |  |  |  |           |   |    |      |   |    |   |  |  |  |             |   |   |     |   |   |   |  |  |  |              |          |           |             |          |           |          |  |  |  |
| <b>Total</b>  | <b>11</b> | <b>179</b> | <b>16.3</b> | <b>50</b>   | <b>0</b>   |           |          |              |  |                    |  |  |  |  |  |  |  |  |  |         |     |     |     |    |    |  |  |  |  |         |    |    |     |    |   |  |  |  |  |         |    |    |     |    |   |  |  |  |  |           |   |   |     |   |   |  |  |  |  |            |   |   |     |   |   |  |  |  |  |              |           |           |            |           |          |  |  |  |  |         |     |     |     |       |    |    |    |     |  |            |    |   |     |      |   |    |   |      |  |             |   |   |    |     |   |    |   |       |  |              |           |           |            |             |          |           |          |             |  |           |    |     |     |    |    |  |  |  |  |           |   |    |      |    |   |  |  |  |  |          |   |    |      |    |   |  |  |  |  |             |   |    |      |    |   |  |  |  |  |         |   |    |      |    |   |  |  |  |  |         |   |    |      |    |   |  |  |  |  |          |   |   |     |   |   |  |  |  |  |          |   |   |     |   |   |  |  |  |  |           |   |    |      |    |   |  |  |  |  |              |           |            |             |           |          |  |  |  |  |               |    |     |     |    |    |  |  |  |  |     |   |   |   |   |   |  |  |  |  |              |          |          |          |          |          |  |  |  |  |         |    |     |     |     |        |    |  |  |  |            |   |     |      |      |     |    |  |  |  |              |          |            |             |             |            |           |  |  |  |              |    |     |     |    |    |    |  |  |  |         |   |   |     |   |   |   |  |  |  |              |          |          |            |          |          |          |  |  |  |                 |    |     |     |    |    |    |  |  |  |             |   |   |     |   |   |   |  |  |  |              |          |          |            |          |          |          |  |  |  |   |  |  |  |  |  |  |  |  |  |                  |  |  |  |  |  |  |  |  |  |         |     |     |     |    |    |  |  |  |  |              |    |    |     |    |   |  |  |  |  |          |   |    |     |   |   |  |  |  |  |           |   |    |     |   |   |  |  |  |  |          |   |   |     |   |   |  |  |  |  |            |   |    |      |    |   |  |  |  |  |              |           |           |            |           |          |  |  |  |  |         |     |     |     |       |    |    |    |     |  |         |    |    |     |     |   |    |   |       |  |            |   |   |    |     |   |    |   |       |  |              |           |           |            |            |          |           |          |              |  |           |    |     |     |    |    |  |  |  |  |            |   |    |      |    |   |  |  |  |  |              |   |    |      |    |   |  |  |  |  |         |   |    |      |    |   |  |  |  |  |          |   |    |      |    |   |  |  |  |  |           |   |    |     |   |   |  |  |  |  |            |   |    |      |    |   |  |  |  |  |            |   |    |      |    |   |  |  |  |  |           |   |   |     |   |   |  |  |  |  |              |           |            |             |           |          |  |  |  |  |               |    |     |     |    |    |  |  |  |  |            |   |    |      |     |   |  |  |  |  |           |   |    |      |     |   |  |  |  |  |              |          |           |             |            |          |  |  |  |  |         |    |     |     |     |        |    |  |  |  |           |   |     |      |      |     |    |  |  |  |              |          |            |             |             |            |           |  |  |  |              |    |     |     |    |    |    |  |  |  |           |   |    |     |   |   |   |  |  |  |                 |   |   |     |   |   |   |  |  |  |              |          |           |            |          |          |          |  |  |  |                 |    |     |     |    |    |    |  |  |  |           |   |    |      |   |    |   |  |  |  |           |   |    |      |   |    |   |  |  |  |             |   |   |     |   |   |   |  |  |  |              |          |           |             |          |           |          |  |  |  |
| INTERCEPTIONS   | NO        | YDS        | AVG         | LG          | TD         |           |          |              |  |                    |  |  |  |  |  |  |  |  |  |         |     |     |     |    |    |  |  |  |  |         |    |    |     |    |   |  |  |  |  |         |    |    |     |    |   |  |  |  |  |           |   |   |     |   |   |  |  |  |  |            |   |   |     |   |   |  |  |  |  |              |           |           |            |           |          |  |  |  |  |         |     |     |     |       |    |    |    |     |  |            |    |   |     |      |   |    |   |      |  |             |   |   |    |     |   |    |   |       |  |              |           |           |            |             |          |           |          |             |  |           |    |     |     |    |    |  |  |  |  |           |   |    |      |    |   |  |  |  |  |          |   |    |      |    |   |  |  |  |  |             |   |    |      |    |   |  |  |  |  |         |   |    |      |    |   |  |  |  |  |         |   |    |      |    |   |  |  |  |  |          |   |   |     |   |   |  |  |  |  |          |   |   |     |   |   |  |  |  |  |           |   |    |      |    |   |  |  |  |  |              |           |            |             |           |          |  |  |  |  |               |    |     |     |    |    |  |  |  |  |     |   |   |   |   |   |  |  |  |  |              |          |          |          |          |          |  |  |  |  |         |    |     |     |     |        |    |  |  |  |            |   |     |      |      |     |    |  |  |  |              |          |            |             |             |            |           |  |  |  |              |    |     |     |    |    |    |  |  |  |         |   |   |     |   |   |   |  |  |  |              |          |          |            |          |          |          |  |  |  |                 |    |     |     |    |    |    |  |  |  |             |   |   |     |   |   |   |  |  |  |              |          |          |            |          |          |          |  |  |  |   |  |  |  |  |  |  |  |  |  |                  |  |  |  |  |  |  |  |  |  |         |     |     |     |    |    |  |  |  |  |              |    |    |     |    |   |  |  |  |  |          |   |    |     |   |   |  |  |  |  |           |   |    |     |   |   |  |  |  |  |          |   |   |     |   |   |  |  |  |  |            |   |    |      |    |   |  |  |  |  |              |           |           |            |           |          |  |  |  |  |         |     |     |     |       |    |    |    |     |  |         |    |    |     |     |   |    |   |       |  |            |   |   |    |     |   |    |   |       |  |              |           |           |            |            |          |           |          |              |  |           |    |     |     |    |    |  |  |  |  |            |   |    |      |    |   |  |  |  |  |              |   |    |      |    |   |  |  |  |  |         |   |    |      |    |   |  |  |  |  |          |   |    |      |    |   |  |  |  |  |           |   |    |     |   |   |  |  |  |  |            |   |    |      |    |   |  |  |  |  |            |   |    |      |    |   |  |  |  |  |           |   |   |     |   |   |  |  |  |  |              |           |            |             |           |          |  |  |  |  |               |    |     |     |    |    |  |  |  |  |            |   |    |      |     |   |  |  |  |  |           |   |    |      |     |   |  |  |  |  |              |          |           |             |            |          |  |  |  |  |         |    |     |     |     |        |    |  |  |  |           |   |     |      |      |     |    |  |  |  |              |          |            |             |             |            |           |  |  |  |              |    |     |     |    |    |    |  |  |  |           |   |    |     |   |   |   |  |  |  |                 |   |   |     |   |   |   |  |  |  |              |          |           |            |          |          |          |  |  |  |                 |    |     |     |    |    |    |  |  |  |           |   |    |      |   |    |   |  |  |  |           |   |    |      |   |    |   |  |  |  |             |   |   |     |   |   |   |  |  |  |              |          |           |             |          |           |          |  |  |  |
| N/A   | -         | -          | -           | -           | -          |           |          |              |  |                    |  |  |  |  |  |  |  |  |  |         |     |     |     |    |    |  |  |  |  |         |    |    |     |    |   |  |  |  |  |         |    |    |     |    |   |  |  |  |  |           |   |   |     |   |   |  |  |  |  |            |   |   |     |   |   |  |  |  |  |              |           |           |            |           |          |  |  |  |  |         |     |     |     |       |    |    |    |     |  |            |    |   |     |      |   |    |   |      |  |             |   |   |    |     |   |    |   |       |  |              |           |           |            |             |          |           |          |             |  |           |    |     |     |    |    |  |  |  |  |           |   |    |      |    |   |  |  |  |  |          |   |    |      |    |   |  |  |  |  |             |   |    |      |    |   |  |  |  |  |         |   |    |      |    |   |  |  |  |  |         |   |    |      |    |   |  |  |  |  |          |   |   |     |   |   |  |  |  |  |          |   |   |     |   |   |  |  |  |  |           |   |    |      |    |   |  |  |  |  |              |           |            |             |           |          |  |  |  |  |               |    |     |     |    |    |  |  |  |  |     |   |   |   |   |   |  |  |  |  |              |          |          |          |          |          |  |  |  |  |         |    |     |     |     |        |    |  |  |  |            |   |     |      |      |     |    |  |  |  |              |          |            |             |             |            |           |  |  |  |              |    |     |     |    |    |    |  |  |  |         |   |   |     |   |   |   |  |  |  |              |          |          |            |          |          |          |  |  |  |                 |    |     |     |    |    |    |  |  |  |             |   |   |     |   |   |   |  |  |  |              |          |          |            |          |          |          |  |  |  |   |  |  |  |  |  |  |  |  |  |                  |  |  |  |  |  |  |  |  |  |         |     |     |     |    |    |  |  |  |  |              |    |    |     |    |   |  |  |  |  |          |   |    |     |   |   |  |  |  |  |           |   |    |     |   |   |  |  |  |  |          |   |   |     |   |   |  |  |  |  |            |   |    |      |    |   |  |  |  |  |              |           |           |            |           |          |  |  |  |  |         |     |     |     |       |    |    |    |     |  |         |    |    |     |     |   |    |   |       |  |            |   |   |    |     |   |    |   |       |  |              |           |           |            |            |          |           |          |              |  |           |    |     |     |    |    |  |  |  |  |            |   |    |      |    |   |  |  |  |  |              |   |    |      |    |   |  |  |  |  |         |   |    |      |    |   |  |  |  |  |          |   |    |      |    |   |  |  |  |  |           |   |    |     |   |   |  |  |  |  |            |   |    |      |    |   |  |  |  |  |            |   |    |      |    |   |  |  |  |  |           |   |   |     |   |   |  |  |  |  |              |           |            |             |           |          |  |  |  |  |               |    |     |     |    |    |  |  |  |  |            |   |    |      |     |   |  |  |  |  |           |   |    |      |     |   |  |  |  |  |              |          |           |             |            |          |  |  |  |  |         |    |     |     |     |        |    |  |  |  |           |   |     |      |      |     |    |  |  |  |              |          |            |             |             |            |           |  |  |  |              |    |     |     |    |    |    |  |  |  |           |   |    |     |   |   |   |  |  |  |                 |   |   |     |   |   |   |  |  |  |              |          |           |            |          |          |          |  |  |  |                 |    |     |     |    |    |    |  |  |  |           |   |    |      |   |    |   |  |  |  |           |   |    |      |   |    |   |  |  |  |             |   |   |     |   |   |   |  |  |  |              |          |           |             |          |           |          |  |  |  |
| <b>Total</b>  | <b>-</b>  | <b>-</b>   | <b>-</b>    | <b>-</b>    | <b>-</b>   |           |          |              |  |                    |  |  |  |  |  |  |  |  |  |         |     |     |     |    |    |  |  |  |  |         |    |    |     |    |   |  |  |  |  |         |    |    |     |    |   |  |  |  |  |           |   |   |     |   |   |  |  |  |  |            |   |   |     |   |   |  |  |  |  |              |           |           |            |           |          |  |  |  |  |         |     |     |     |       |    |    |    |     |  |            |    |   |     |      |   |    |   |      |  |             |   |   |    |     |   |    |   |       |  |              |           |           |            |             |          |           |          |             |  |           |    |     |     |    |    |  |  |  |  |           |   |    |      |    |   |  |  |  |  |          |   |    |      |    |   |  |  |  |  |             |   |    |      |    |   |  |  |  |  |         |   |    |      |    |   |  |  |  |  |         |   |    |      |    |   |  |  |  |  |          |   |   |     |   |   |  |  |  |  |          |   |   |     |   |   |  |  |  |  |           |   |    |      |    |   |  |  |  |  |              |           |            |             |           |          |  |  |  |  |               |    |     |     |    |    |  |  |  |  |     |   |   |   |   |   |  |  |  |  |              |          |          |          |          |          |  |  |  |  |         |    |     |     |     |        |    |  |  |  |            |   |     |      |      |     |    |  |  |  |              |          |            |             |             |            |           |  |  |  |              |    |     |     |    |    |    |  |  |  |         |   |   |     |   |   |   |  |  |  |              |          |          |            |          |          |          |  |  |  |                 |    |     |     |    |    |    |  |  |  |             |   |   |     |   |   |   |  |  |  |              |          |          |            |          |          |          |  |  |  |   |  |  |  |  |  |  |  |  |  |                  |  |  |  |  |  |  |  |  |  |         |     |     |     |    |    |  |  |  |  |              |    |    |     |    |   |  |  |  |  |          |   |    |     |   |   |  |  |  |  |           |   |    |     |   |   |  |  |  |  |          |   |   |     |   |   |  |  |  |  |            |   |    |      |    |   |  |  |  |  |              |           |           |            |           |          |  |  |  |  |         |     |     |     |       |    |    |    |     |  |         |    |    |     |     |   |    |   |       |  |            |   |   |    |     |   |    |   |       |  |              |           |           |            |            |          |           |          |              |  |           |    |     |     |    |    |  |  |  |  |            |   |    |      |    |   |  |  |  |  |              |   |    |      |    |   |  |  |  |  |         |   |    |      |    |   |  |  |  |  |          |   |    |      |    |   |  |  |  |  |           |   |    |     |   |   |  |  |  |  |            |   |    |      |    |   |  |  |  |  |            |   |    |      |    |   |  |  |  |  |           |   |   |     |   |   |  |  |  |  |              |           |            |             |           |          |  |  |  |  |               |    |     |     |    |    |  |  |  |  |            |   |    |      |     |   |  |  |  |  |           |   |    |      |     |   |  |  |  |  |              |          |           |             |            |          |  |  |  |  |         |    |     |     |     |        |    |  |  |  |           |   |     |      |      |     |    |  |  |  |              |          |            |             |             |            |           |  |  |  |              |    |     |     |    |    |    |  |  |  |           |   |    |     |   |   |   |  |  |  |                 |   |   |     |   |   |   |  |  |  |              |          |           |            |          |          |          |  |  |  |                 |    |     |     |    |    |    |  |  |  |           |   |    |      |   |    |   |  |  |  |           |   |    |      |   |    |   |  |  |  |             |   |   |     |   |   |   |  |  |  |              |          |           |             |          |           |          |  |  |  |
| PUNTING   | NO        | YDS        | AVG         | NET         | TB/120     | LG        |          |              |  |                    |  |  |  |  |  |  |  |  |  |         |     |     |     |    |    |  |  |  |  |         |    |    |     |    |   |  |  |  |  |         |    |    |     |    |   |  |  |  |  |           |   |   |     |   |   |  |  |  |  |            |   |   |     |   |   |  |  |  |  |              |           |           |            |           |          |  |  |  |  |         |     |     |     |       |    |    |    |     |  |            |    |   |     |      |   |    |   |      |  |             |   |   |    |     |   |    |   |       |  |              |           |           |            |             |          |           |          |             |  |           |    |     |     |    |    |  |  |  |  |           |   |    |      |    |   |  |  |  |  |          |   |    |      |    |   |  |  |  |  |             |   |    |      |    |   |  |  |  |  |         |   |    |      |    |   |  |  |  |  |         |   |    |      |    |   |  |  |  |  |          |   |   |     |   |   |  |  |  |  |          |   |   |     |   |   |  |  |  |  |           |   |    |      |    |   |  |  |  |  |              |           |            |             |           |          |  |  |  |  |               |    |     |     |    |    |  |  |  |  |     |   |   |   |   |   |  |  |  |  |              |          |          |          |          |          |  |  |  |  |         |    |     |     |     |        |    |  |  |  |            |   |     |      |      |     |    |  |  |  |              |          |            |             |             |            |           |  |  |  |              |    |     |     |    |    |    |  |  |  |         |   |   |     |   |   |   |  |  |  |              |          |          |            |          |          |          |  |  |  |                 |    |     |     |    |    |    |  |  |  |             |   |   |     |   |   |   |  |  |  |              |          |          |            |          |          |          |  |  |  |   |  |  |  |  |  |  |  |  |  |                  |  |  |  |  |  |  |  |  |  |         |     |     |     |    |    |  |  |  |  |              |    |    |     |    |   |  |  |  |  |          |   |    |     |   |   |  |  |  |  |           |   |    |     |   |   |  |  |  |  |          |   |   |     |   |   |  |  |  |  |            |   |    |      |    |   |  |  |  |  |              |           |           |            |           |          |  |  |  |  |         |     |     |     |       |    |    |    |     |  |         |    |    |     |     |   |    |   |       |  |            |   |   |    |     |   |    |   |       |  |              |           |           |            |            |          |           |          |              |  |           |    |     |     |    |    |  |  |  |  |            |   |    |      |    |   |  |  |  |  |              |   |    |      |    |   |  |  |  |  |         |   |    |      |    |   |  |  |  |  |          |   |    |      |    |   |  |  |  |  |           |   |    |     |   |   |  |  |  |  |            |   |    |      |    |   |  |  |  |  |            |   |    |      |    |   |  |  |  |  |           |   |   |     |   |   |  |  |  |  |              |           |            |             |           |          |  |  |  |  |               |    |     |     |    |    |  |  |  |  |            |   |    |      |     |   |  |  |  |  |           |   |    |      |     |   |  |  |  |  |              |          |           |             |            |          |  |  |  |  |         |    |     |     |     |        |    |  |  |  |           |   |     |      |      |     |    |  |  |  |              |          |            |             |             |            |           |  |  |  |              |    |     |     |    |    |    |  |  |  |           |   |    |     |   |   |   |  |  |  |                 |   |   |     |   |   |   |  |  |  |              |          |           |            |          |          |          |  |  |  |                 |    |     |     |    |    |    |  |  |  |           |   |    |      |   |    |   |  |  |  |           |   |    |      |   |    |   |  |  |  |             |   |   |     |   |   |   |  |  |  |              |          |           |             |          |           |          |  |  |  |
| R. Sanchez  | 6         | 302        | 50.3        | 47.8        | 0/2        | 53        |          |              |  |                    |  |  |  |  |  |  |  |  |  |         |     |     |     |    |    |  |  |  |  |         |    |    |     |    |   |  |  |  |  |         |    |    |     |    |   |  |  |  |  |           |   |   |     |   |   |  |  |  |  |            |   |   |     |   |   |  |  |  |  |              |           |           |            |           |          |  |  |  |  |         |     |     |     |       |    |    |    |     |  |            |    |   |     |      |   |    |   |      |  |             |   |   |    |     |   |    |   |       |  |              |           |           |            |             |          |           |          |             |  |           |    |     |     |    |    |  |  |  |  |           |   |    |      |    |   |  |  |  |  |          |   |    |      |    |   |  |  |  |  |             |   |    |      |    |   |  |  |  |  |         |   |    |      |    |   |  |  |  |  |         |   |    |      |    |   |  |  |  |  |          |   |   |     |   |   |  |  |  |  |          |   |   |     |   |   |  |  |  |  |           |   |    |      |    |   |  |  |  |  |              |           |            |             |           |          |  |  |  |  |               |    |     |     |    |    |  |  |  |  |     |   |   |   |   |   |  |  |  |  |              |          |          |          |          |          |  |  |  |  |         |    |     |     |     |        |    |  |  |  |            |   |     |      |      |     |    |  |  |  |              |          |            |             |             |            |           |  |  |  |              |    |     |     |    |    |    |  |  |  |         |   |   |     |   |   |   |  |  |  |              |          |          |            |          |          |          |  |  |  |                 |    |     |     |    |    |    |  |  |  |             |   |   |     |   |   |   |  |  |  |              |          |          |            |          |          |          |  |  |  |   |  |  |  |  |  |  |  |  |  |                  |  |  |  |  |  |  |  |  |  |         |     |     |     |    |    |  |  |  |  |              |    |    |     |    |   |  |  |  |  |          |   |    |     |   |   |  |  |  |  |           |   |    |     |   |   |  |  |  |  |          |   |   |     |   |   |  |  |  |  |            |   |    |      |    |   |  |  |  |  |              |           |           |            |           |          |  |  |  |  |         |     |     |     |       |    |    |    |     |  |         |    |    |     |     |   |    |   |       |  |            |   |   |    |     |   |    |   |       |  |              |           |           |            |            |          |           |          |              |  |           |    |     |     |    |    |  |  |  |  |            |   |    |      |    |   |  |  |  |  |              |   |    |      |    |   |  |  |  |  |         |   |    |      |    |   |  |  |  |  |          |   |    |      |    |   |  |  |  |  |           |   |    |     |   |   |  |  |  |  |            |   |    |      |    |   |  |  |  |  |            |   |    |      |    |   |  |  |  |  |           |   |   |     |   |   |  |  |  |  |              |           |            |             |           |          |  |  |  |  |               |    |     |     |    |    |  |  |  |  |            |   |    |      |     |   |  |  |  |  |           |   |    |      |     |   |  |  |  |  |              |          |           |             |            |          |  |  |  |  |         |    |     |     |     |        |    |  |  |  |           |   |     |      |      |     |    |  |  |  |              |          |            |             |             |            |           |  |  |  |              |    |     |     |    |    |    |  |  |  |           |   |    |     |   |   |   |  |  |  |                 |   |   |     |   |   |   |  |  |  |              |          |           |            |          |          |          |  |  |  |                 |    |     |     |    |    |    |  |  |  |           |   |    |      |   |    |   |  |  |  |           |   |    |      |   |    |   |  |  |  |             |   |   |     |   |   |   |  |  |  |              |          |           |             |          |           |          |  |  |  |
| <b>Total</b>  | <b>6</b>  | <b>302</b> | <b>50.3</b> | <b>47.8</b> | <b>0/2</b> | <b>53</b> |          |              |  |                    |  |  |  |  |  |  |  |  |  |         |     |     |     |    |    |  |  |  |  |         |    |    |     |    |   |  |  |  |  |         |    |    |     |    |   |  |  |  |  |           |   |   |     |   |   |  |  |  |  |            |   |   |     |   |   |  |  |  |  |              |           |           |            |           |          |  |  |  |  |         |     |     |     |       |    |    |    |     |  |            |    |   |     |      |   |    |   |      |  |             |   |   |    |     |   |    |   |       |  |              |           |           |            |             |          |           |          |             |  |           |    |     |     |    |    |  |  |  |  |           |   |    |      |    |   |  |  |  |  |          |   |    |      |    |   |  |  |  |  |             |   |    |      |    |   |  |  |  |  |         |   |    |      |    |   |  |  |  |  |         |   |    |      |    |   |  |  |  |  |          |   |   |     |   |   |  |  |  |  |          |   |   |     |   |   |  |  |  |  |           |   |    |      |    |   |  |  |  |  |              |           |            |             |           |          |  |  |  |  |               |    |     |     |    |    |  |  |  |  |     |   |   |   |   |   |  |  |  |  |              |          |          |          |          |          |  |  |  |  |         |    |     |     |     |        |    |  |  |  |            |   |     |      |      |     |    |  |  |  |              |          |            |             |             |            |           |  |  |  |              |    |     |     |    |    |    |  |  |  |         |   |   |     |   |   |   |  |  |  |              |          |          |            |          |          |          |  |  |  |                 |    |     |     |    |    |    |  |  |  |             |   |   |     |   |   |   |  |  |  |              |          |          |            |          |          |          |  |  |  |   |  |  |  |  |  |  |  |  |  |                  |  |  |  |  |  |  |  |  |  |         |     |     |     |    |    |  |  |  |  |              |    |    |     |    |   |  |  |  |  |          |   |    |     |   |   |  |  |  |  |           |   |    |     |   |   |  |  |  |  |          |   |   |     |   |   |  |  |  |  |            |   |    |      |    |   |  |  |  |  |              |           |           |            |           |          |  |  |  |  |         |     |     |     |       |    |    |    |     |  |         |    |    |     |     |   |    |   |       |  |            |   |   |    |     |   |    |   |       |  |              |           |           |            |            |          |           |          |              |  |           |    |     |     |    |    |  |  |  |  |            |   |    |      |    |   |  |  |  |  |              |   |    |      |    |   |  |  |  |  |         |   |    |      |    |   |  |  |  |  |          |   |    |      |    |   |  |  |  |  |           |   |    |     |   |   |  |  |  |  |            |   |    |      |    |   |  |  |  |  |            |   |    |      |    |   |  |  |  |  |           |   |   |     |   |   |  |  |  |  |              |           |            |             |           |          |  |  |  |  |               |    |     |     |    |    |  |  |  |  |            |   |    |      |     |   |  |  |  |  |           |   |    |      |     |   |  |  |  |  |              |          |           |             |            |          |  |  |  |  |         |    |     |     |     |        |    |  |  |  |           |   |     |      |      |     |    |  |  |  |              |          |            |             |             |            |           |  |  |  |              |    |     |     |    |    |    |  |  |  |           |   |    |     |   |   |   |  |  |  |                 |   |   |     |   |   |   |  |  |  |              |          |           |            |          |          |          |  |  |  |                 |    |     |     |    |    |    |  |  |  |           |   |    |      |   |    |   |  |  |  |           |   |    |      |   |    |   |  |  |  |             |   |   |     |   |   |   |  |  |  |              |          |           |             |          |           |          |  |  |  |
| PUNT RETURNS  | NO        | YDS        | AVG         | FC          | LG         | TD        |          |              |  |                    |  |  |  |  |  |  |  |  |  |         |     |     |     |    |    |  |  |  |  |         |    |    |     |    |   |  |  |  |  |         |    |    |     |    |   |  |  |  |  |           |   |   |     |   |   |  |  |  |  |            |   |   |     |   |   |  |  |  |  |              |           |           |            |           |          |  |  |  |  |         |     |     |     |       |    |    |    |     |  |            |    |   |     |      |   |    |   |      |  |             |   |   |    |     |   |    |   |       |  |              |           |           |            |             |          |           |          |             |  |           |    |     |     |    |    |  |  |  |  |           |   |    |      |    |   |  |  |  |  |          |   |    |      |    |   |  |  |  |  |             |   |    |      |    |   |  |  |  |  |         |   |    |      |    |   |  |  |  |  |         |   |    |      |    |   |  |  |  |  |          |   |   |     |   |   |  |  |  |  |          |   |   |     |   |   |  |  |  |  |           |   |    |      |    |   |  |  |  |  |              |           |            |             |           |          |  |  |  |  |               |    |     |     |    |    |  |  |  |  |     |   |   |   |   |   |  |  |  |  |              |          |          |          |          |          |  |  |  |  |         |    |     |     |     |        |    |  |  |  |            |   |     |      |      |     |    |  |  |  |              |          |            |             |             |            |           |  |  |  |              |    |     |     |    |    |    |  |  |  |         |   |   |     |   |   |   |  |  |  |              |          |          |            |          |          |          |  |  |  |                 |    |     |     |    |    |    |  |  |  |             |   |   |     |   |   |   |  |  |  |              |          |          |            |          |          |          |  |  |  |   |  |  |  |  |  |  |  |  |  |                  |  |  |  |  |  |  |  |  |  |         |     |     |     |    |    |  |  |  |  |              |    |    |     |    |   |  |  |  |  |          |   |    |     |   |   |  |  |  |  |           |   |    |     |   |   |  |  |  |  |          |   |   |     |   |   |  |  |  |  |            |   |    |      |    |   |  |  |  |  |              |           |           |            |           |          |  |  |  |  |         |     |     |     |       |    |    |    |     |  |         |    |    |     |     |   |    |   |       |  |            |   |   |    |     |   |    |   |       |  |              |           |           |            |            |          |           |          |              |  |           |    |     |     |    |    |  |  |  |  |            |   |    |      |    |   |  |  |  |  |              |   |    |      |    |   |  |  |  |  |         |   |    |      |    |   |  |  |  |  |          |   |    |      |    |   |  |  |  |  |           |   |    |     |   |   |  |  |  |  |            |   |    |      |    |   |  |  |  |  |            |   |    |      |    |   |  |  |  |  |           |   |   |     |   |   |  |  |  |  |              |           |            |             |           |          |  |  |  |  |               |    |     |     |    |    |  |  |  |  |            |   |    |      |     |   |  |  |  |  |           |   |    |      |     |   |  |  |  |  |              |          |           |             |            |          |  |  |  |  |         |    |     |     |     |        |    |  |  |  |           |   |     |      |      |     |    |  |  |  |              |          |            |             |             |            |           |  |  |  |              |    |     |     |    |    |    |  |  |  |           |   |    |     |   |   |   |  |  |  |                 |   |   |     |   |   |   |  |  |  |              |          |           |            |          |          |          |  |  |  |                 |    |     |     |    |    |    |  |  |  |           |   |    |      |   |    |   |  |  |  |           |   |    |      |   |    |   |  |  |  |             |   |   |     |   |   |   |  |  |  |              |          |           |             |          |           |          |  |  |  |
| Q. Bray   | 3         | 0          | 0.0         | 0           | 0          | 0         |          |              |  |                    |  |  |  |  |  |  |  |  |  |         |     |     |     |    |    |  |  |  |  |         |    |    |     |    |   |  |  |  |  |         |    |    |     |    |   |  |  |  |  |           |   |   |     |   |   |  |  |  |  |            |   |   |     |   |   |  |  |  |  |              |           |           |            |           |          |  |  |  |  |         |     |     |     |       |    |    |    |     |  |            |    |   |     |      |   |    |   |      |  |             |   |   |    |     |   |    |   |       |  |              |           |           |            |             |          |           |          |             |  |           |    |     |     |    |    |  |  |  |  |           |   |    |      |    |   |  |  |  |  |          |   |    |      |    |   |  |  |  |  |             |   |    |      |    |   |  |  |  |  |         |   |    |      |    |   |  |  |  |  |         |   |    |      |    |   |  |  |  |  |          |   |   |     |   |   |  |  |  |  |          |   |   |     |   |   |  |  |  |  |           |   |    |      |    |   |  |  |  |  |              |           |            |             |           |          |  |  |  |  |               |    |     |     |    |    |  |  |  |  |     |   |   |   |   |   |  |  |  |  |              |          |          |          |          |          |  |  |  |  |         |    |     |     |     |        |    |  |  |  |            |   |     |      |      |     |    |  |  |  |              |          |            |             |             |            |           |  |  |  |              |    |     |     |    |    |    |  |  |  |         |   |   |     |   |   |   |  |  |  |              |          |          |            |          |          |          |  |  |  |                 |    |     |     |    |    |    |  |  |  |             |   |   |     |   |   |   |  |  |  |              |          |          |            |          |          |          |  |  |  |   |  |  |  |  |  |  |  |  |  |                  |  |  |  |  |  |  |  |  |  |         |     |     |     |    |    |  |  |  |  |              |    |    |     |    |   |  |  |  |  |          |   |    |     |   |   |  |  |  |  |           |   |    |     |   |   |  |  |  |  |          |   |   |     |   |   |  |  |  |  |            |   |    |      |    |   |  |  |  |  |              |           |           |            |           |          |  |  |  |  |         |     |     |     |       |    |    |    |     |  |         |    |    |     |     |   |    |   |       |  |            |   |   |    |     |   |    |   |       |  |              |           |           |            |            |          |           |          |              |  |           |    |     |     |    |    |  |  |  |  |            |   |    |      |    |   |  |  |  |  |              |   |    |      |    |   |  |  |  |  |         |   |    |      |    |   |  |  |  |  |          |   |    |      |    |   |  |  |  |  |           |   |    |     |   |   |  |  |  |  |            |   |    |      |    |   |  |  |  |  |            |   |    |      |    |   |  |  |  |  |           |   |   |     |   |   |  |  |  |  |              |           |            |             |           |          |  |  |  |  |               |    |     |     |    |    |  |  |  |  |            |   |    |      |     |   |  |  |  |  |           |   |    |      |     |   |  |  |  |  |              |          |           |             |            |          |  |  |  |  |         |    |     |     |     |        |    |  |  |  |           |   |     |      |      |     |    |  |  |  |              |          |            |             |             |            |           |  |  |  |              |    |     |     |    |    |    |  |  |  |           |   |    |     |   |   |   |  |  |  |                 |   |   |     |   |   |   |  |  |  |              |          |           |            |          |          |          |  |  |  |                 |    |     |     |    |    |    |  |  |  |           |   |    |      |   |    |   |  |  |  |           |   |    |      |   |    |   |  |  |  |             |   |   |     |   |   |   |  |  |  |              |          |           |             |          |           |          |  |  |  |
| <b>Total</b>  | <b>3</b>  | <b>0</b>   | <b>0.0</b>  | <b>0</b>    | <b>0</b>   | <b>0</b>  |          |              |  |                    |  |  |  |  |  |  |  |  |  |         |     |     |     |    |    |  |  |  |  |         |    |    |     |    |   |  |  |  |  |         |    |    |     |    |   |  |  |  |  |           |   |   |     |   |   |  |  |  |  |            |   |   |     |   |   |  |  |  |  |              |           |           |            |           |          |  |  |  |  |         |     |     |     |       |    |    |    |     |  |            |    |   |     |      |   |    |   |      |  |             |   |   |    |     |   |    |   |       |  |              |           |           |            |             |          |           |          |             |  |           |    |     |     |    |    |  |  |  |  |           |   |    |      |    |   |  |  |  |  |          |   |    |      |    |   |  |  |  |  |             |   |    |      |    |   |  |  |  |  |         |   |    |      |    |   |  |  |  |  |         |   |    |      |    |   |  |  |  |  |          |   |   |     |   |   |  |  |  |  |          |   |   |     |   |   |  |  |  |  |           |   |    |      |    |   |  |  |  |  |              |           |            |             |           |          |  |  |  |  |               |    |     |     |    |    |  |  |  |  |     |   |   |   |   |   |  |  |  |  |              |          |          |          |          |          |  |  |  |  |         |    |     |     |     |        |    |  |  |  |            |   |     |      |      |     |    |  |  |  |              |          |            |             |             |            |           |  |  |  |              |    |     |     |    |    |    |  |  |  |         |   |   |     |   |   |   |  |  |  |              |          |          |            |          |          |          |  |  |  |                 |    |     |     |    |    |    |  |  |  |             |   |   |     |   |   |   |  |  |  |              |          |          |            |          |          |          |  |  |  |   |  |  |  |  |  |  |  |  |  |                  |  |  |  |  |  |  |  |  |  |         |     |     |     |    |    |  |  |  |  |              |    |    |     |    |   |  |  |  |  |          |   |    |     |   |   |  |  |  |  |           |   |    |     |   |   |  |  |  |  |          |   |   |     |   |   |  |  |  |  |            |   |    |      |    |   |  |  |  |  |              |           |           |            |           |          |  |  |  |  |         |     |     |     |       |    |    |    |     |  |         |    |    |     |     |   |    |   |       |  |            |   |   |    |     |   |    |   |       |  |              |           |           |            |            |          |           |          |              |  |           |    |     |     |    |    |  |  |  |  |            |   |    |      |    |   |  |  |  |  |              |   |    |      |    |   |  |  |  |  |         |   |    |      |    |   |  |  |  |  |          |   |    |      |    |   |  |  |  |  |           |   |    |     |   |   |  |  |  |  |            |   |    |      |    |   |  |  |  |  |            |   |    |      |    |   |  |  |  |  |           |   |   |     |   |   |  |  |  |  |              |           |            |             |           |          |  |  |  |  |               |    |     |     |    |    |  |  |  |  |            |   |    |      |     |   |  |  |  |  |           |   |    |      |     |   |  |  |  |  |              |          |           |             |            |          |  |  |  |  |         |    |     |     |     |        |    |  |  |  |           |   |     |      |      |     |    |  |  |  |              |          |            |             |             |            |           |  |  |  |              |    |     |     |    |    |    |  |  |  |           |   |    |     |   |   |   |  |  |  |                 |   |   |     |   |   |   |  |  |  |              |          |           |            |          |          |          |  |  |  |                 |    |     |     |    |    |    |  |  |  |           |   |    |      |   |    |   |  |  |  |           |   |    |      |   |    |   |  |  |  |             |   |   |     |   |   |   |  |  |  |              |          |           |             |          |           |          |  |  |  |
| KICKOFF RETURNS   | NO        | YDS        | AVG         | FC          | LG         | TD        |          |              |  |                    |  |  |  |  |  |  |  |  |  |         |     |     |     |    |    |  |  |  |  |         |    |    |     |    |   |  |  |  |  |         |    |    |     |    |   |  |  |  |  |           |   |   |     |   |   |  |  |  |  |            |   |   |     |   |   |  |  |  |  |              |           |           |            |           |          |  |  |  |  |         |     |     |     |       |    |    |    |     |  |            |    |   |     |      |   |    |   |      |  |             |   |   |    |     |   |    |   |       |  |              |           |           |            |             |          |           |          |             |  |           |    |     |     |    |    |  |  |  |  |           |   |    |      |    |   |  |  |  |  |          |   |    |      |    |   |  |  |  |  |             |   |    |      |    |   |  |  |  |  |         |   |    |      |    |   |  |  |  |  |         |   |    |      |    |   |  |  |  |  |          |   |   |     |   |   |  |  |  |  |          |   |   |     |   |   |  |  |  |  |           |   |    |      |    |   |  |  |  |  |              |           |            |             |           |          |  |  |  |  |               |    |     |     |    |    |  |  |  |  |     |   |   |   |   |   |  |  |  |  |              |          |          |          |          |          |  |  |  |  |         |    |     |     |     |        |    |  |  |  |            |   |     |      |      |     |    |  |  |  |              |          |            |             |             |            |           |  |  |  |              |    |     |     |    |    |    |  |  |  |         |   |   |     |   |   |   |  |  |  |              |          |          |            |          |          |          |  |  |  |                 |    |     |     |    |    |    |  |  |  |             |   |   |     |   |   |   |  |  |  |              |          |          |            |          |          |          |  |  |  |   |  |  |  |  |  |  |  |  |  |                  |  |  |  |  |  |  |  |  |  |         |     |     |     |    |    |  |  |  |  |              |    |    |     |    |   |  |  |  |  |          |   |    |     |   |   |  |  |  |  |           |   |    |     |   |   |  |  |  |  |          |   |   |     |   |   |  |  |  |  |            |   |    |      |    |   |  |  |  |  |              |           |           |            |           |          |  |  |  |  |         |     |     |     |       |    |    |    |     |  |         |    |    |     |     |   |    |   |       |  |            |   |   |    |     |   |    |   |       |  |              |           |           |            |            |          |           |          |              |  |           |    |     |     |    |    |  |  |  |  |            |   |    |      |    |   |  |  |  |  |              |   |    |      |    |   |  |  |  |  |         |   |    |      |    |   |  |  |  |  |          |   |    |      |    |   |  |  |  |  |           |   |    |     |   |   |  |  |  |  |            |   |    |      |    |   |  |  |  |  |            |   |    |      |    |   |  |  |  |  |           |   |   |     |   |   |  |  |  |  |              |           |            |             |           |          |  |  |  |  |               |    |     |     |    |    |  |  |  |  |            |   |    |      |     |   |  |  |  |  |           |   |    |      |     |   |  |  |  |  |              |          |           |             |            |          |  |  |  |  |         |    |     |     |     |        |    |  |  |  |           |   |     |      |      |     |    |  |  |  |              |          |            |             |             |            |           |  |  |  |              |    |     |     |    |    |    |  |  |  |           |   |    |     |   |   |   |  |  |  |                 |   |   |     |   |   |   |  |  |  |              |          |           |            |          |          |          |  |  |  |                 |    |     |     |    |    |    |  |  |  |           |   |    |      |   |    |   |  |  |  |           |   |    |      |   |    |   |  |  |  |             |   |   |     |   |   |   |  |  |  |              |          |           |             |          |           |          |  |  |  |
| [TOUCHBACK]   | 9         | 0          | 0.0         | 0           | 0          | 0         |          |              |  |                    |  |  |  |  |  |  |  |  |  |         |     |     |     |    |    |  |  |  |  |         |    |    |     |    |   |  |  |  |  |         |    |    |     |    |   |  |  |  |  |           |   |   |     |   |   |  |  |  |  |            |   |   |     |   |   |  |  |  |  |              |           |           |            |           |          |  |  |  |  |         |     |     |     |       |    |    |    |     |  |            |    |   |     |      |   |    |   |      |  |             |   |   |    |     |   |    |   |       |  |              |           |           |            |             |          |           |          |             |  |           |    |     |     |    |    |  |  |  |  |           |   |    |      |    |   |  |  |  |  |          |   |    |      |    |   |  |  |  |  |             |   |    |      |    |   |  |  |  |  |         |   |    |      |    |   |  |  |  |  |         |   |    |      |    |   |  |  |  |  |          |   |   |     |   |   |  |  |  |  |          |   |   |     |   |   |  |  |  |  |           |   |    |      |    |   |  |  |  |  |              |           |            |             |           |          |  |  |  |  |               |    |     |     |    |    |  |  |  |  |     |   |   |   |   |   |  |  |  |  |              |          |          |          |          |          |  |  |  |  |         |    |     |     |     |        |    |  |  |  |            |   |     |      |      |     |    |  |  |  |              |          |            |             |             |            |           |  |  |  |              |    |     |     |    |    |    |  |  |  |         |   |   |     |   |   |   |  |  |  |              |          |          |            |          |          |          |  |  |  |                 |    |     |     |    |    |    |  |  |  |             |   |   |     |   |   |   |  |  |  |              |          |          |            |          |          |          |  |  |  |   |  |  |  |  |  |  |  |  |  |                  |  |  |  |  |  |  |  |  |  |         |     |     |     |    |    |  |  |  |  |              |    |    |     |    |   |  |  |  |  |          |   |    |     |   |   |  |  |  |  |           |   |    |     |   |   |  |  |  |  |          |   |   |     |   |   |  |  |  |  |            |   |    |      |    |   |  |  |  |  |              |           |           |            |           |          |  |  |  |  |         |     |     |     |       |    |    |    |     |  |         |    |    |     |     |   |    |   |       |  |            |   |   |    |     |   |    |   |       |  |              |           |           |            |            |          |           |          |              |  |           |    |     |     |    |    |  |  |  |  |            |   |    |      |    |   |  |  |  |  |              |   |    |      |    |   |  |  |  |  |         |   |    |      |    |   |  |  |  |  |          |   |    |      |    |   |  |  |  |  |           |   |    |     |   |   |  |  |  |  |            |   |    |      |    |   |  |  |  |  |            |   |    |      |    |   |  |  |  |  |           |   |   |     |   |   |  |  |  |  |              |           |            |             |           |          |  |  |  |  |               |    |     |     |    |    |  |  |  |  |            |   |    |      |     |   |  |  |  |  |           |   |    |      |     |   |  |  |  |  |              |          |           |             |            |          |  |  |  |  |         |    |     |     |     |        |    |  |  |  |           |   |     |      |      |     |    |  |  |  |              |          |            |             |             |            |           |  |  |  |              |    |     |     |    |    |    |  |  |  |           |   |    |     |   |   |   |  |  |  |                 |   |   |     |   |   |   |  |  |  |              |          |           |            |          |          |          |  |  |  |                 |    |     |     |    |    |    |  |  |  |           |   |    |      |   |    |   |  |  |  |           |   |    |      |   |    |   |  |  |  |             |   |   |     |   |   |   |  |  |  |              |          |           |             |          |           |          |  |  |  |
| <b>Total</b>  | <b>9</b>  | <b>0</b>   | <b>0.0</b>  | <b>0</b>    | <b>0</b>   | <b>0</b>  |          |              |  |                    |  |  |  |  |  |  |  |  |  |         |     |     |     |    |    |  |  |  |  |         |    |    |     |    |   |  |  |  |  |         |    |    |     |    |   |  |  |  |  |           |   |   |     |   |   |  |  |  |  |            |   |   |     |   |   |  |  |  |  |              |           |           |            |           |          |  |  |  |  |         |     |     |     |       |    |    |    |     |  |            |    |   |     |      |   |    |   |      |  |             |   |   |    |     |   |    |   |       |  |              |           |           |            |             |          |           |          |             |  |           |    |     |     |    |    |  |  |  |  |           |   |    |      |    |   |  |  |  |  |          |   |    |      |    |   |  |  |  |  |             |   |    |      |    |   |  |  |  |  |         |   |    |      |    |   |  |  |  |  |         |   |    |      |    |   |  |  |  |  |          |   |   |     |   |   |  |  |  |  |          |   |   |     |   |   |  |  |  |  |           |   |    |      |    |   |  |  |  |  |              |           |            |             |           |          |  |  |  |  |               |    |     |     |    |    |  |  |  |  |     |   |   |   |   |   |  |  |  |  |              |          |          |          |          |          |  |  |  |  |         |    |     |     |     |        |    |  |  |  |            |   |     |      |      |     |    |  |  |  |              |          |            |             |             |            |           |  |  |  |              |    |     |     |    |    |    |  |  |  |         |   |   |     |   |   |   |  |  |  |              |          |          |            |          |          |          |  |  |  |                 |    |     |     |    |    |    |  |  |  |             |   |   |     |   |   |   |  |  |  |              |          |          |            |          |          |          |  |  |  |   |  |  |  |  |  |  |  |  |  |                  |  |  |  |  |  |  |  |  |  |         |     |     |     |    |    |  |  |  |  |              |    |    |     |    |   |  |  |  |  |          |   |    |     |   |   |  |  |  |  |           |   |    |     |   |   |  |  |  |  |          |   |   |     |   |   |  |  |  |  |            |   |    |      |    |   |  |  |  |  |              |           |           |            |           |          |  |  |  |  |         |     |     |     |       |    |    |    |     |  |         |    |    |     |     |   |    |   |       |  |            |   |   |    |     |   |    |   |       |  |              |           |           |            |            |          |           |          |              |  |           |    |     |     |    |    |  |  |  |  |            |   |    |      |    |   |  |  |  |  |              |   |    |      |    |   |  |  |  |  |         |   |    |      |    |   |  |  |  |  |          |   |    |      |    |   |  |  |  |  |           |   |    |     |   |   |  |  |  |  |            |   |    |      |    |   |  |  |  |  |            |   |    |      |    |   |  |  |  |  |           |   |   |     |   |   |  |  |  |  |              |           |            |             |           |          |  |  |  |  |               |    |     |     |    |    |  |  |  |  |            |   |    |      |     |   |  |  |  |  |           |   |    |      |     |   |  |  |  |  |              |          |           |             |            |          |  |  |  |  |         |    |     |     |     |        |    |  |  |  |           |   |     |      |      |     |    |  |  |  |              |          |            |             |             |            |           |  |  |  |              |    |     |     |    |    |    |  |  |  |           |   |    |     |   |   |   |  |  |  |                 |   |   |     |   |   |   |  |  |  |              |          |           |            |          |          |          |  |  |  |                 |    |     |     |    |    |    |  |  |  |           |   |    |      |   |    |   |  |  |  |           |   |    |      |   |    |   |  |  |  |             |   |   |     |   |   |   |  |  |  |              |          |           |             |          |           |          |  |  |  |
| LOS ANGELES RAMS  |           |            |             |             |            |           |          |              |  |                    |  |  |  |  |  |  |  |  |  |         |     |     |     |    |    |  |  |  |  |         |    |    |     |    |   |  |  |  |  |         |    |    |     |    |   |  |  |  |  |           |   |   |     |   |   |  |  |  |  |            |   |   |     |   |   |  |  |  |  |              |           |           |            |           |          |  |  |  |  |         |     |     |     |       |    |    |    |     |  |            |    |   |     |      |   |    |   |      |  |             |   |   |    |     |   |    |   |       |  |              |           |           |            |             |          |           |          |             |  |           |    |     |     |    |    |  |  |  |  |           |   |    |      |    |   |  |  |  |  |          |   |    |      |    |   |  |  |  |  |             |   |    |      |    |   |  |  |  |  |         |   |    |      |    |   |  |  |  |  |         |   |    |      |    |   |  |  |  |  |          |   |   |     |   |   |  |  |  |  |          |   |   |     |   |   |  |  |  |  |           |   |    |      |    |   |  |  |  |  |              |           |            |             |           |          |  |  |  |  |               |    |     |     |    |    |  |  |  |  |     |   |   |   |   |   |  |  |  |  |              |          |          |          |          |          |  |  |  |  |         |    |     |     |     |        |    |  |  |  |            |   |     |      |      |     |    |  |  |  |              |          |            |             |             |            |           |  |  |  |              |    |     |     |    |    |    |  |  |  |         |   |   |     |   |   |   |  |  |  |              |          |          |            |          |          |          |  |  |  |                 |    |     |     |    |    |    |  |  |  |             |   |   |     |   |   |   |  |  |  |              |          |          |            |          |          |          |  |  |  |   |  |  |  |  |  |  |  |  |  |                  |  |  |  |  |  |  |  |  |  |         |     |     |     |    |    |  |  |  |  |              |    |    |     |    |   |  |  |  |  |          |   |    |     |   |   |  |  |  |  |           |   |    |     |   |   |  |  |  |  |          |   |   |     |   |   |  |  |  |  |            |   |    |      |    |   |  |  |  |  |              |           |           |            |           |          |  |  |  |  |         |     |     |     |       |    |    |    |     |  |         |    |    |     |     |   |    |   |       |  |            |   |   |    |     |   |    |   |       |  |              |           |           |            |            |          |           |          |              |  |           |    |     |     |    |    |  |  |  |  |            |   |    |      |    |   |  |  |  |  |              |   |    |      |    |   |  |  |  |  |         |   |    |      |    |   |  |  |  |  |          |   |    |      |    |   |  |  |  |  |           |   |    |     |   |   |  |  |  |  |            |   |    |      |    |   |  |  |  |  |            |   |    |      |    |   |  |  |  |  |           |   |   |     |   |   |  |  |  |  |              |           |            |             |           |          |  |  |  |  |               |    |     |     |    |    |  |  |  |  |            |   |    |      |     |   |  |  |  |  |           |   |    |      |     |   |  |  |  |  |              |          |           |             |            |          |  |  |  |  |         |    |     |     |     |        |    |  |  |  |           |   |     |      |      |     |    |  |  |  |              |          |            |             |             |            |           |  |  |  |              |    |     |     |    |    |    |  |  |  |           |   |    |     |   |   |   |  |  |  |                 |   |   |     |   |   |   |  |  |  |              |          |           |            |          |          |          |  |  |  |                 |    |     |     |    |    |    |  |  |  |           |   |    |      |   |    |   |  |  |  |           |   |    |      |   |    |   |  |  |  |             |   |   |     |   |   |   |  |  |  |              |          |           |             |          |           |          |  |  |  |
| RUSHING   | ATT       | YDS        | AVG         | LG          | TD         |           |          |              |  |                    |  |  |  |  |  |  |  |  |  |         |     |     |     |    |    |  |  |  |  |         |    |    |     |    |   |  |  |  |  |         |    |    |     |    |   |  |  |  |  |           |   |   |     |   |   |  |  |  |  |            |   |   |     |   |   |  |  |  |  |              |           |           |            |           |          |  |  |  |  |         |     |     |     |       |    |    |    |     |  |            |    |   |     |      |   |    |   |      |  |             |   |   |    |     |   |    |   |       |  |              |           |           |            |             |          |           |          |             |  |           |    |     |     |    |    |  |  |  |  |           |   |    |      |    |   |  |  |  |  |          |   |    |      |    |   |  |  |  |  |             |   |    |      |    |   |  |  |  |  |         |   |    |      |    |   |  |  |  |  |         |   |    |      |    |   |  |  |  |  |          |   |   |     |   |   |  |  |  |  |          |   |   |     |   |   |  |  |  |  |           |   |    |      |    |   |  |  |  |  |              |           |            |             |           |          |  |  |  |  |               |    |     |     |    |    |  |  |  |  |     |   |   |   |   |   |  |  |  |  |              |          |          |          |          |          |  |  |  |  |         |    |     |     |     |        |    |  |  |  |            |   |     |      |      |     |    |  |  |  |              |          |            |             |             |            |           |  |  |  |              |    |     |     |    |    |    |  |  |  |         |   |   |     |   |   |   |  |  |  |              |          |          |            |          |          |          |  |  |  |                 |    |     |     |    |    |    |  |  |  |             |   |   |     |   |   |   |  |  |  |              |          |          |            |          |          |          |  |  |  |   |  |  |  |  |  |  |  |  |  |                  |  |  |  |  |  |  |  |  |  |         |     |     |     |    |    |  |  |  |  |              |    |    |     |    |   |  |  |  |  |          |   |    |     |   |   |  |  |  |  |           |   |    |     |   |   |  |  |  |  |          |   |   |     |   |   |  |  |  |  |            |   |    |      |    |   |  |  |  |  |              |           |           |            |           |          |  |  |  |  |         |     |     |     |       |    |    |    |     |  |         |    |    |     |     |   |    |   |       |  |            |   |   |    |     |   |    |   |       |  |              |           |           |            |            |          |           |          |              |  |           |    |     |     |    |    |  |  |  |  |            |   |    |      |    |   |  |  |  |  |              |   |    |      |    |   |  |  |  |  |         |   |    |      |    |   |  |  |  |  |          |   |    |      |    |   |  |  |  |  |           |   |    |     |   |   |  |  |  |  |            |   |    |      |    |   |  |  |  |  |            |   |    |      |    |   |  |  |  |  |           |   |   |     |   |   |  |  |  |  |              |           |            |             |           |          |  |  |  |  |               |    |     |     |    |    |  |  |  |  |            |   |    |      |     |   |  |  |  |  |           |   |    |      |     |   |  |  |  |  |              |          |           |             |            |          |  |  |  |  |         |    |     |     |     |        |    |  |  |  |           |   |     |      |      |     |    |  |  |  |              |          |            |             |             |            |           |  |  |  |              |    |     |     |    |    |    |  |  |  |           |   |    |     |   |   |   |  |  |  |                 |   |   |     |   |   |   |  |  |  |              |          |           |            |          |          |          |  |  |  |                 |    |     |     |    |    |    |  |  |  |           |   |    |      |   |    |   |  |  |  |           |   |    |      |   |    |   |  |  |  |             |   |   |     |   |   |   |  |  |  |              |          |           |             |          |           |          |  |  |  |
| T. Gurley II  | 19        | 40         | 2.1         | 12          | 1          |           |          |              |  |                    |  |  |  |  |  |  |  |  |  |         |     |     |     |    |    |  |  |  |  |         |    |    |     |    |   |  |  |  |  |         |    |    |     |    |   |  |  |  |  |           |   |   |     |   |   |  |  |  |  |            |   |   |     |   |   |  |  |  |  |              |           |           |            |           |          |  |  |  |  |         |     |     |     |       |    |    |    |     |  |            |    |   |     |      |   |    |   |      |  |             |   |   |    |     |   |    |   |       |  |              |           |           |            |             |          |           |          |             |  |           |    |     |     |    |    |  |  |  |  |           |   |    |      |    |   |  |  |  |  |          |   |    |      |    |   |  |  |  |  |             |   |    |      |    |   |  |  |  |  |         |   |    |      |    |   |  |  |  |  |         |   |    |      |    |   |  |  |  |  |          |   |   |     |   |   |  |  |  |  |          |   |   |     |   |   |  |  |  |  |           |   |    |      |    |   |  |  |  |  |              |           |            |             |           |          |  |  |  |  |               |    |     |     |    |    |  |  |  |  |     |   |   |   |   |   |  |  |  |  |              |          |          |          |          |          |  |  |  |  |         |    |     |     |     |        |    |  |  |  |            |   |     |      |      |     |    |  |  |  |              |          |            |             |             |            |           |  |  |  |              |    |     |     |    |    |    |  |  |  |         |   |   |     |   |   |   |  |  |  |              |          |          |            |          |          |          |  |  |  |                 |    |     |     |    |    |    |  |  |  |             |   |   |     |   |   |   |  |  |  |              |          |          |            |          |          |          |  |  |  |   |  |  |  |  |  |  |  |  |  |                  |  |  |  |  |  |  |  |  |  |         |     |     |     |    |    |  |  |  |  |              |    |    |     |    |   |  |  |  |  |          |   |    |     |   |   |  |  |  |  |           |   |    |     |   |   |  |  |  |  |          |   |   |     |   |   |  |  |  |  |            |   |    |      |    |   |  |  |  |  |              |           |           |            |           |          |  |  |  |  |         |     |     |     |       |    |    |    |     |  |         |    |    |     |     |   |    |   |       |  |            |   |   |    |     |   |    |   |       |  |              |           |           |            |            |          |           |          |              |  |           |    |     |     |    |    |  |  |  |  |            |   |    |      |    |   |  |  |  |  |              |   |    |      |    |   |  |  |  |  |         |   |    |      |    |   |  |  |  |  |          |   |    |      |    |   |  |  |  |  |           |   |    |     |   |   |  |  |  |  |            |   |    |      |    |   |  |  |  |  |            |   |    |      |    |   |  |  |  |  |           |   |   |     |   |   |  |  |  |  |              |           |            |             |           |          |  |  |  |  |               |    |     |     |    |    |  |  |  |  |            |   |    |      |     |   |  |  |  |  |           |   |    |      |     |   |  |  |  |  |              |          |           |             |            |          |  |  |  |  |         |    |     |     |     |        |    |  |  |  |           |   |     |      |      |     |    |  |  |  |              |          |            |             |             |            |           |  |  |  |              |    |     |     |    |    |    |  |  |  |           |   |    |     |   |   |   |  |  |  |                 |   |   |     |   |   |   |  |  |  |              |          |           |            |          |          |          |  |  |  |                 |    |     |     |    |    |    |  |  |  |           |   |    |      |   |    |   |  |  |  |           |   |    |      |   |    |   |  |  |  |             |   |   |     |   |   |   |  |  |  |              |          |           |             |          |           |          |  |  |  |
| M. Brown  | 7         | 16         | 2.3         | 5           | 1          |           |          |              |  |                    |  |  |  |  |  |  |  |  |  |         |     |     |     |    |    |  |  |  |  |         |    |    |     |    |   |  |  |  |  |         |    |    |     |    |   |  |  |  |  |           |   |   |     |   |   |  |  |  |  |            |   |   |     |   |   |  |  |  |  |              |           |           |            |           |          |  |  |  |  |         |     |     |     |       |    |    |    |     |  |            |    |   |     |      |   |    |   |      |  |             |   |   |    |     |   |    |   |       |  |              |           |           |            |             |          |           |          |             |  |           |    |     |     |    |    |  |  |  |  |           |   |    |      |    |   |  |  |  |  |          |   |    |      |    |   |  |  |  |  |             |   |    |      |    |   |  |  |  |  |         |   |    |      |    |   |  |  |  |  |         |   |    |      |    |   |  |  |  |  |          |   |   |     |   |   |  |  |  |  |          |   |   |     |   |   |  |  |  |  |           |   |    |      |    |   |  |  |  |  |              |           |            |             |           |          |  |  |  |  |               |    |     |     |    |    |  |  |  |  |     |   |   |   |   |   |  |  |  |  |              |          |          |          |          |          |  |  |  |  |         |    |     |     |     |        |    |  |  |  |            |   |     |      |      |     |    |  |  |  |              |          |            |             |             |            |           |  |  |  |              |    |     |     |    |    |    |  |  |  |         |   |   |     |   |   |   |  |  |  |              |          |          |            |          |          |          |  |  |  |                 |    |     |     |    |    |    |  |  |  |             |   |   |     |   |   |   |  |  |  |              |          |          |            |          |          |          |  |  |  |   |  |  |  |  |  |  |  |  |  |                  |  |  |  |  |  |  |  |  |  |         |     |     |     |    |    |  |  |  |  |              |    |    |     |    |   |  |  |  |  |          |   |    |     |   |   |  |  |  |  |           |   |    |     |   |   |  |  |  |  |          |   |   |     |   |   |  |  |  |  |            |   |    |      |    |   |  |  |  |  |              |           |           |            |           |          |  |  |  |  |         |     |     |     |       |    |    |    |     |  |         |    |    |     |     |   |    |   |       |  |            |   |   |    |     |   |    |   |       |  |              |           |           |            |            |          |           |          |              |  |           |    |     |     |    |    |  |  |  |  |            |   |    |      |    |   |  |  |  |  |              |   |    |      |    |   |  |  |  |  |         |   |    |      |    |   |  |  |  |  |          |   |    |      |    |   |  |  |  |  |           |   |    |     |   |   |  |  |  |  |            |   |    |      |    |   |  |  |  |  |            |   |    |      |    |   |  |  |  |  |           |   |   |     |   |   |  |  |  |  |              |           |            |             |           |          |  |  |  |  |               |    |     |     |    |    |  |  |  |  |            |   |    |      |     |   |  |  |  |  |           |   |    |      |     |   |  |  |  |  |              |          |           |             |            |          |  |  |  |  |         |    |     |     |     |        |    |  |  |  |           |   |     |      |      |     |    |  |  |  |              |          |            |             |             |            |           |  |  |  |              |    |     |     |    |    |    |  |  |  |           |   |    |     |   |   |   |  |  |  |                 |   |   |     |   |   |   |  |  |  |              |          |           |            |          |          |          |  |  |  |                 |    |     |     |    |    |    |  |  |  |           |   |    |      |   |    |   |  |  |  |           |   |    |      |   |    |   |  |  |  |             |   |   |     |   |   |   |  |  |  |              |          |           |             |          |           |          |  |  |  |
| T. Austin   | 2         | 11         | 5.5         | 9           | 0          |           |          |              |  |                    |  |  |  |  |  |  |  |  |  |         |     |     |     |    |    |  |  |  |  |         |    |    |     |    |   |  |  |  |  |         |    |    |     |    |   |  |  |  |  |           |   |   |     |   |   |  |  |  |  |            |   |   |     |   |   |  |  |  |  |              |           |           |            |           |          |  |  |  |  |         |     |     |     |       |    |    |    |     |  |            |    |   |     |      |   |    |   |      |  |             |   |   |    |     |   |    |   |       |  |              |           |           |            |             |          |           |          |             |  |           |    |     |     |    |    |  |  |  |  |           |   |    |      |    |   |  |  |  |  |          |   |    |      |    |   |  |  |  |  |             |   |    |      |    |   |  |  |  |  |         |   |    |      |    |   |  |  |  |  |         |   |    |      |    |   |  |  |  |  |          |   |   |     |   |   |  |  |  |  |          |   |   |     |   |   |  |  |  |  |           |   |    |      |    |   |  |  |  |  |              |           |            |             |           |          |  |  |  |  |               |    |     |     |    |    |  |  |  |  |     |   |   |   |   |   |  |  |  |  |              |          |          |          |          |          |  |  |  |  |         |    |     |     |     |        |    |  |  |  |            |   |     |      |      |     |    |  |  |  |              |          |            |             |             |            |           |  |  |  |              |    |     |     |    |    |    |  |  |  |         |   |   |     |   |   |   |  |  |  |              |          |          |            |          |          |          |  |  |  |                 |    |     |     |    |    |    |  |  |  |             |   |   |     |   |   |   |  |  |  |              |          |          |            |          |          |          |  |  |  |   |  |  |  |  |  |  |  |  |  |                  |  |  |  |  |  |  |  |  |  |         |     |     |     |    |    |  |  |  |  |              |    |    |     |    |   |  |  |  |  |          |   |    |     |   |   |  |  |  |  |           |   |    |     |   |   |  |  |  |  |          |   |   |     |   |   |  |  |  |  |            |   |    |      |    |   |  |  |  |  |              |           |           |            |           |          |  |  |  |  |         |     |     |     |       |    |    |    |     |  |         |    |    |     |     |   |    |   |       |  |            |   |   |    |     |   |    |   |       |  |              |           |           |            |            |          |           |          |              |  |           |    |     |     |    |    |  |  |  |  |            |   |    |      |    |   |  |  |  |  |              |   |    |      |    |   |  |  |  |  |         |   |    |      |    |   |  |  |  |  |          |   |    |      |    |   |  |  |  |  |           |   |    |     |   |   |  |  |  |  |            |   |    |      |    |   |  |  |  |  |            |   |    |      |    |   |  |  |  |  |           |   |   |     |   |   |  |  |  |  |              |           |            |             |           |          |  |  |  |  |               |    |     |     |    |    |  |  |  |  |            |   |    |      |     |   |  |  |  |  |           |   |    |      |     |   |  |  |  |  |              |          |           |             |            |          |  |  |  |  |         |    |     |     |     |        |    |  |  |  |           |   |     |      |      |     |    |  |  |  |              |          |            |             |             |            |           |  |  |  |              |    |     |     |    |    |    |  |  |  |           |   |    |     |   |   |   |  |  |  |                 |   |   |     |   |   |   |  |  |  |              |          |           |            |          |          |          |  |  |  |                 |    |     |     |    |    |    |  |  |  |           |   |    |      |   |    |   |  |  |  |           |   |    |      |   |    |   |  |  |  |             |   |   |     |   |   |   |  |  |  |              |          |           |             |          |           |          |  |  |  |
| J. Davis  | 1         | 1          | 1.0         | 1           | 0          |           |          |              |  |                    |  |  |  |  |  |  |  |  |  |         |     |     |     |    |    |  |  |  |  |         |    |    |     |    |   |  |  |  |  |         |    |    |     |    |   |  |  |  |  |           |   |   |     |   |   |  |  |  |  |            |   |   |     |   |   |  |  |  |  |              |           |           |            |           |          |  |  |  |  |         |     |     |     |       |    |    |    |     |  |            |    |   |     |      |   |    |   |      |  |             |   |   |    |     |   |    |   |       |  |              |           |           |            |             |          |           |          |             |  |           |    |     |     |    |    |  |  |  |  |           |   |    |      |    |   |  |  |  |  |          |   |    |      |    |   |  |  |  |  |             |   |    |      |    |   |  |  |  |  |         |   |    |      |    |   |  |  |  |  |         |   |    |      |    |   |  |  |  |  |          |   |   |     |   |   |  |  |  |  |          |   |   |     |   |   |  |  |  |  |           |   |    |      |    |   |  |  |  |  |              |           |            |             |           |          |  |  |  |  |               |    |     |     |    |    |  |  |  |  |     |   |   |   |   |   |  |  |  |  |              |          |          |          |          |          |  |  |  |  |         |    |     |     |     |        |    |  |  |  |            |   |     |      |      |     |    |  |  |  |              |          |            |             |             |            |           |  |  |  |              |    |     |     |    |    |    |  |  |  |         |   |   |     |   |   |   |  |  |  |              |          |          |            |          |          |          |  |  |  |                 |    |     |     |    |    |    |  |  |  |             |   |   |     |   |   |   |  |  |  |              |          |          |            |          |          |          |  |  |  |   |  |  |  |  |  |  |  |  |  |                  |  |  |  |  |  |  |  |  |  |         |     |     |     |    |    |  |  |  |  |              |    |    |     |    |   |  |  |  |  |          |   |    |     |   |   |  |  |  |  |           |   |    |     |   |   |  |  |  |  |          |   |   |     |   |   |  |  |  |  |            |   |    |      |    |   |  |  |  |  |              |           |           |            |           |          |  |  |  |  |         |     |     |     |       |    |    |    |     |  |         |    |    |     |     |   |    |   |       |  |            |   |   |    |     |   |    |   |       |  |              |           |           |            |            |          |           |          |              |  |           |    |     |     |    |    |  |  |  |  |            |   |    |      |    |   |  |  |  |  |              |   |    |      |    |   |  |  |  |  |         |   |    |      |    |   |  |  |  |  |          |   |    |      |    |   |  |  |  |  |           |   |    |     |   |   |  |  |  |  |            |   |    |      |    |   |  |  |  |  |            |   |    |      |    |   |  |  |  |  |           |   |   |     |   |   |  |  |  |  |              |           |            |             |           |          |  |  |  |  |               |    |     |     |    |    |  |  |  |  |            |   |    |      |     |   |  |  |  |  |           |   |    |      |     |   |  |  |  |  |              |          |           |             |            |          |  |  |  |  |         |    |     |     |     |        |    |  |  |  |           |   |     |      |      |     |    |  |  |  |              |          |            |             |             |            |           |  |  |  |              |    |     |     |    |    |    |  |  |  |           |   |    |     |   |   |   |  |  |  |                 |   |   |     |   |   |   |  |  |  |              |          |           |            |          |          |          |  |  |  |                 |    |     |     |    |    |    |  |  |  |           |   |    |      |   |    |   |  |  |  |           |   |    |      |   |    |   |  |  |  |             |   |   |     |   |   |   |  |  |  |              |          |           |             |          |           |          |  |  |  |
| S. Mannion  | 3         | -7         | -2.3        | -2          | 0          |           |          |              |  |                    |  |  |  |  |  |  |  |  |  |         |     |     |     |    |    |  |  |  |  |         |    |    |     |    |   |  |  |  |  |         |    |    |     |    |   |  |  |  |  |           |   |   |     |   |   |  |  |  |  |            |   |   |     |   |   |  |  |  |  |              |           |           |            |           |          |  |  |  |  |         |     |     |     |       |    |    |    |     |  |            |    |   |     |      |   |    |   |      |  |             |   |   |    |     |   |    |   |       |  |              |           |           |            |             |          |           |          |             |  |           |    |     |     |    |    |  |  |  |  |           |   |    |      |    |   |  |  |  |  |          |   |    |      |    |   |  |  |  |  |             |   |    |      |    |   |  |  |  |  |         |   |    |      |    |   |  |  |  |  |         |   |    |      |    |   |  |  |  |  |          |   |   |     |   |   |  |  |  |  |          |   |   |     |   |   |  |  |  |  |           |   |    |      |    |   |  |  |  |  |              |           |            |             |           |          |  |  |  |  |               |    |     |     |    |    |  |  |  |  |     |   |   |   |   |   |  |  |  |  |              |          |          |          |          |          |  |  |  |  |         |    |     |     |     |        |    |  |  |  |            |   |     |      |      |     |    |  |  |  |              |          |            |             |             |            |           |  |  |  |              |    |     |     |    |    |    |  |  |  |         |   |   |     |   |   |   |  |  |  |              |          |          |            |          |          |          |  |  |  |                 |    |     |     |    |    |    |  |  |  |             |   |   |     |   |   |   |  |  |  |              |          |          |            |          |          |          |  |  |  |   |  |  |  |  |  |  |  |  |  |                  |  |  |  |  |  |  |  |  |  |         |     |     |     |    |    |  |  |  |  |              |    |    |     |    |   |  |  |  |  |          |   |    |     |   |   |  |  |  |  |           |   |    |     |   |   |  |  |  |  |          |   |   |     |   |   |  |  |  |  |            |   |    |      |    |   |  |  |  |  |              |           |           |            |           |          |  |  |  |  |         |     |     |     |       |    |    |    |     |  |         |    |    |     |     |   |    |   |       |  |            |   |   |    |     |   |    |   |       |  |              |           |           |            |            |          |           |          |              |  |           |    |     |     |    |    |  |  |  |  |            |   |    |      |    |   |  |  |  |  |              |   |    |      |    |   |  |  |  |  |         |   |    |      |    |   |  |  |  |  |          |   |    |      |    |   |  |  |  |  |           |   |    |     |   |   |  |  |  |  |            |   |    |      |    |   |  |  |  |  |            |   |    |      |    |   |  |  |  |  |           |   |   |     |   |   |  |  |  |  |              |           |            |             |           |          |  |  |  |  |               |    |     |     |    |    |  |  |  |  |            |   |    |      |     |   |  |  |  |  |           |   |    |      |     |   |  |  |  |  |              |          |           |             |            |          |  |  |  |  |         |    |     |     |     |        |    |  |  |  |           |   |     |      |      |     |    |  |  |  |              |          |            |             |             |            |           |  |  |  |              |    |     |     |    |    |    |  |  |  |           |   |    |     |   |   |   |  |  |  |                 |   |   |     |   |   |   |  |  |  |              |          |           |            |          |          |          |  |  |  |                 |    |     |     |    |    |    |  |  |  |           |   |    |      |   |    |   |  |  |  |           |   |    |      |   |    |   |  |  |  |             |   |   |     |   |   |   |  |  |  |              |          |           |             |          |           |          |  |  |  |
| <b>Total</b>  | <b>33</b> | <b>63</b>  | <b>1.9</b>  | <b>12</b>   | <b>2</b>   |           |          |              |  |                    |  |  |  |  |  |  |  |  |  |         |     |     |     |    |    |  |  |  |  |         |    |    |     |    |   |  |  |  |  |         |    |    |     |    |   |  |  |  |  |           |   |   |     |   |   |  |  |  |  |            |   |   |     |   |   |  |  |  |  |              |           |           |            |           |          |  |  |  |  |         |     |     |     |       |    |    |    |     |  |            |    |   |     |      |   |    |   |      |  |             |   |   |    |     |   |    |   |       |  |              |           |           |            |             |          |           |          |             |  |           |    |     |     |    |    |  |  |  |  |           |   |    |      |    |   |  |  |  |  |          |   |    |      |    |   |  |  |  |  |             |   |    |      |    |   |  |  |  |  |         |   |    |      |    |   |  |  |  |  |         |   |    |      |    |   |  |  |  |  |          |   |   |     |   |   |  |  |  |  |          |   |   |     |   |   |  |  |  |  |           |   |    |      |    |   |  |  |  |  |              |           |            |             |           |          |  |  |  |  |               |    |     |     |    |    |  |  |  |  |     |   |   |   |   |   |  |  |  |  |              |          |          |          |          |          |  |  |  |  |         |    |     |     |     |        |    |  |  |  |            |   |     |      |      |     |    |  |  |  |              |          |            |             |             |            |           |  |  |  |              |    |     |     |    |    |    |  |  |  |         |   |   |     |   |   |   |  |  |  |              |          |          |            |          |          |          |  |  |  |                 |    |     |     |    |    |    |  |  |  |             |   |   |     |   |   |   |  |  |  |              |          |          |            |          |          |          |  |  |  |   |  |  |  |  |  |  |  |  |  |                  |  |  |  |  |  |  |  |  |  |         |     |     |     |    |    |  |  |  |  |              |    |    |     |    |   |  |  |  |  |          |   |    |     |   |   |  |  |  |  |           |   |    |     |   |   |  |  |  |  |          |   |   |     |   |   |  |  |  |  |            |   |    |      |    |   |  |  |  |  |              |           |           |            |           |          |  |  |  |  |         |     |     |     |       |    |    |    |     |  |         |    |    |     |     |   |    |   |       |  |            |   |   |    |     |   |    |   |       |  |              |           |           |            |            |          |           |          |              |  |           |    |     |     |    |    |  |  |  |  |            |   |    |      |    |   |  |  |  |  |              |   |    |      |    |   |  |  |  |  |         |   |    |      |    |   |  |  |  |  |          |   |    |      |    |   |  |  |  |  |           |   |    |     |   |   |  |  |  |  |            |   |    |      |    |   |  |  |  |  |            |   |    |      |    |   |  |  |  |  |           |   |   |     |   |   |  |  |  |  |              |           |            |             |           |          |  |  |  |  |               |    |     |     |    |    |  |  |  |  |            |   |    |      |     |   |  |  |  |  |           |   |    |      |     |   |  |  |  |  |              |          |           |             |            |          |  |  |  |  |         |    |     |     |     |        |    |  |  |  |           |   |     |      |      |     |    |  |  |  |              |          |            |             |             |            |           |  |  |  |              |    |     |     |    |    |    |  |  |  |           |   |    |     |   |   |   |  |  |  |                 |   |   |     |   |   |   |  |  |  |              |          |           |            |          |          |          |  |  |  |                 |    |     |     |    |    |    |  |  |  |           |   |    |      |   |    |   |  |  |  |           |   |    |      |   |    |   |  |  |  |             |   |   |     |   |   |   |  |  |  |              |          |           |             |          |           |          |  |  |  |
| PASSING   | ATT       | CMP        | YDS         | SK/YD       | TD         | LG        | IN       | RT.          |  |                    |  |  |  |  |  |  |  |  |  |         |     |     |     |    |    |  |  |  |  |         |    |    |     |    |   |  |  |  |  |         |    |    |     |    |   |  |  |  |  |           |   |   |     |   |   |  |  |  |  |            |   |   |     |   |   |  |  |  |  |              |           |           |            |           |          |  |  |  |  |         |     |     |     |       |    |    |    |     |  |            |    |   |     |      |   |    |   |      |  |             |   |   |    |     |   |    |   |       |  |              |           |           |            |             |          |           |          |             |  |           |    |     |     |    |    |  |  |  |  |           |   |    |      |    |   |  |  |  |  |          |   |    |      |    |   |  |  |  |  |             |   |    |      |    |   |  |  |  |  |         |   |    |      |    |   |  |  |  |  |         |   |    |      |    |   |  |  |  |  |          |   |   |     |   |   |  |  |  |  |          |   |   |     |   |   |  |  |  |  |           |   |    |      |    |   |  |  |  |  |              |           |            |             |           |          |  |  |  |  |               |    |     |     |    |    |  |  |  |  |     |   |   |   |   |   |  |  |  |  |              |          |          |          |          |          |  |  |  |  |         |    |     |     |     |        |    |  |  |  |            |   |     |      |      |     |    |  |  |  |              |          |            |             |             |            |           |  |  |  |              |    |     |     |    |    |    |  |  |  |         |   |   |     |   |   |   |  |  |  |              |          |          |            |          |          |          |  |  |  |                 |    |     |     |    |    |    |  |  |  |             |   |   |     |   |   |   |  |  |  |              |          |          |            |          |          |          |  |  |  |   |  |  |  |  |  |  |  |  |  |                  |  |  |  |  |  |  |  |  |  |         |     |     |     |    |    |  |  |  |  |              |    |    |     |    |   |  |  |  |  |          |   |    |     |   |   |  |  |  |  |           |   |    |     |   |   |  |  |  |  |          |   |   |     |   |   |  |  |  |  |            |   |    |      |    |   |  |  |  |  |              |           |           |            |           |          |  |  |  |  |         |     |     |     |       |    |    |    |     |  |         |    |    |     |     |   |    |   |       |  |            |   |   |    |     |   |    |   |       |  |              |           |           |            |            |          |           |          |              |  |           |    |     |     |    |    |  |  |  |  |            |   |    |      |    |   |  |  |  |  |              |   |    |      |    |   |  |  |  |  |         |   |    |      |    |   |  |  |  |  |          |   |    |      |    |   |  |  |  |  |           |   |    |     |   |   |  |  |  |  |            |   |    |      |    |   |  |  |  |  |            |   |    |      |    |   |  |  |  |  |           |   |   |     |   |   |  |  |  |  |              |           |            |             |           |          |  |  |  |  |               |    |     |     |    |    |  |  |  |  |            |   |    |      |     |   |  |  |  |  |           |   |    |      |     |   |  |  |  |  |              |          |           |             |            |          |  |  |  |  |         |    |     |     |     |        |    |  |  |  |           |   |     |      |      |     |    |  |  |  |              |          |            |             |             |            |           |  |  |  |              |    |     |     |    |    |    |  |  |  |           |   |    |     |   |   |   |  |  |  |                 |   |   |     |   |   |   |  |  |  |              |          |           |            |          |          |          |  |  |  |                 |    |     |     |    |    |    |  |  |  |           |   |    |      |   |    |   |  |  |  |           |   |    |      |   |    |   |  |  |  |             |   |   |     |   |   |   |  |  |  |              |          |           |             |          |           |          |  |  |  |
| J. Goff   | 29        | 21         | 306         | 1/8         | 1          | 39        | 0        | 117.9        |  |                    |  |  |  |  |  |  |  |  |  |         |     |     |     |    |    |  |  |  |  |         |    |    |     |    |   |  |  |  |  |         |    |    |     |    |   |  |  |  |  |           |   |   |     |   |   |  |  |  |  |            |   |   |     |   |   |  |  |  |  |              |           |           |            |           |          |  |  |  |  |         |     |     |     |       |    |    |    |     |  |            |    |   |     |      |   |    |   |      |  |             |   |   |    |     |   |    |   |       |  |              |           |           |            |             |          |           |          |             |  |           |    |     |     |    |    |  |  |  |  |           |   |    |      |    |   |  |  |  |  |          |   |    |      |    |   |  |  |  |  |             |   |    |      |    |   |  |  |  |  |         |   |    |      |    |   |  |  |  |  |         |   |    |      |    |   |  |  |  |  |          |   |   |     |   |   |  |  |  |  |          |   |   |     |   |   |  |  |  |  |           |   |    |      |    |   |  |  |  |  |              |           |            |             |           |          |  |  |  |  |               |    |     |     |    |    |  |  |  |  |     |   |   |   |   |   |  |  |  |  |              |          |          |          |          |          |  |  |  |  |         |    |     |     |     |        |    |  |  |  |            |   |     |      |      |     |    |  |  |  |              |          |            |             |             |            |           |  |  |  |              |    |     |     |    |    |    |  |  |  |         |   |   |     |   |   |   |  |  |  |              |          |          |            |          |          |          |  |  |  |                 |    |     |     |    |    |    |  |  |  |             |   |   |     |   |   |   |  |  |  |              |          |          |            |          |          |          |  |  |  |   |  |  |  |  |  |  |  |  |  |                  |  |  |  |  |  |  |  |  |  |         |     |     |     |    |    |  |  |  |  |              |    |    |     |    |   |  |  |  |  |          |   |    |     |   |   |  |  |  |  |           |   |    |     |   |   |  |  |  |  |          |   |   |     |   |   |  |  |  |  |            |   |    |      |    |   |  |  |  |  |              |           |           |            |           |          |  |  |  |  |         |     |     |     |       |    |    |    |     |  |         |    |    |     |     |   |    |   |       |  |            |   |   |    |     |   |    |   |       |  |              |           |           |            |            |          |           |          |              |  |           |    |     |     |    |    |  |  |  |  |            |   |    |      |    |   |  |  |  |  |              |   |    |      |    |   |  |  |  |  |         |   |    |      |    |   |  |  |  |  |          |   |    |      |    |   |  |  |  |  |           |   |    |     |   |   |  |  |  |  |            |   |    |      |    |   |  |  |  |  |            |   |    |      |    |   |  |  |  |  |           |   |   |     |   |   |  |  |  |  |              |           |            |             |           |          |  |  |  |  |               |    |     |     |    |    |  |  |  |  |            |   |    |      |     |   |  |  |  |  |           |   |    |      |     |   |  |  |  |  |              |          |           |             |            |          |  |  |  |  |         |    |     |     |     |        |    |  |  |  |           |   |     |      |      |     |    |  |  |  |              |          |            |             |             |            |           |  |  |  |              |    |     |     |    |    |    |  |  |  |           |   |    |     |   |   |   |  |  |  |                 |   |   |     |   |   |   |  |  |  |              |          |           |            |          |          |          |  |  |  |                 |    |     |     |    |    |    |  |  |  |           |   |    |      |   |    |   |  |  |  |           |   |    |      |   |    |   |  |  |  |             |   |   |     |   |   |   |  |  |  |              |          |           |             |          |           |          |  |  |  |
| S. Mannion  | 1         | 1          | 12          | 0/0         | 0          | 12        | 0        | 116.7        |  |                    |  |  |  |  |  |  |  |  |  |         |     |     |     |    |    |  |  |  |  |         |    |    |     |    |   |  |  |  |  |         |    |    |     |    |   |  |  |  |  |           |   |   |     |   |   |  |  |  |  |            |   |   |     |   |   |  |  |  |  |              |           |           |            |           |          |  |  |  |  |         |     |     |     |       |    |    |    |     |  |            |    |   |     |      |   |    |   |      |  |             |   |   |    |     |   |    |   |       |  |              |           |           |            |             |          |           |          |             |  |           |    |     |     |    |    |  |  |  |  |           |   |    |      |    |   |  |  |  |  |          |   |    |      |    |   |  |  |  |  |             |   |    |      |    |   |  |  |  |  |         |   |    |      |    |   |  |  |  |  |         |   |    |      |    |   |  |  |  |  |          |   |   |     |   |   |  |  |  |  |          |   |   |     |   |   |  |  |  |  |           |   |    |      |    |   |  |  |  |  |              |           |            |             |           |          |  |  |  |  |               |    |     |     |    |    |  |  |  |  |     |   |   |   |   |   |  |  |  |  |              |          |          |          |          |          |  |  |  |  |         |    |     |     |     |        |    |  |  |  |            |   |     |      |      |     |    |  |  |  |              |          |            |             |             |            |           |  |  |  |              |    |     |     |    |    |    |  |  |  |         |   |   |     |   |   |   |  |  |  |              |          |          |            |          |          |          |  |  |  |                 |    |     |     |    |    |    |  |  |  |             |   |   |     |   |   |   |  |  |  |              |          |          |            |          |          |          |  |  |  |   |  |  |  |  |  |  |  |  |  |                  |  |  |  |  |  |  |  |  |  |         |     |     |     |    |    |  |  |  |  |              |    |    |     |    |   |  |  |  |  |          |   |    |     |   |   |  |  |  |  |           |   |    |     |   |   |  |  |  |  |          |   |   |     |   |   |  |  |  |  |            |   |    |      |    |   |  |  |  |  |              |           |           |            |           |          |  |  |  |  |         |     |     |     |       |    |    |    |     |  |         |    |    |     |     |   |    |   |       |  |            |   |   |    |     |   |    |   |       |  |              |           |           |            |            |          |           |          |              |  |           |    |     |     |    |    |  |  |  |  |            |   |    |      |    |   |  |  |  |  |              |   |    |      |    |   |  |  |  |  |         |   |    |      |    |   |  |  |  |  |          |   |    |      |    |   |  |  |  |  |           |   |    |     |   |   |  |  |  |  |            |   |    |      |    |   |  |  |  |  |            |   |    |      |    |   |  |  |  |  |           |   |   |     |   |   |  |  |  |  |              |           |            |             |           |          |  |  |  |  |               |    |     |     |    |    |  |  |  |  |            |   |    |      |     |   |  |  |  |  |           |   |    |      |     |   |  |  |  |  |              |          |           |             |            |          |  |  |  |  |         |    |     |     |     |        |    |  |  |  |           |   |     |      |      |     |    |  |  |  |              |          |            |             |             |            |           |  |  |  |              |    |     |     |    |    |    |  |  |  |           |   |    |     |   |   |   |  |  |  |                 |   |   |     |   |   |   |  |  |  |              |          |           |            |          |          |          |  |  |  |                 |    |     |     |    |    |    |  |  |  |           |   |    |      |   |    |   |  |  |  |           |   |    |      |   |    |   |  |  |  |             |   |   |     |   |   |   |  |  |  |              |          |           |             |          |           |          |  |  |  |
| <b>Total</b>  | <b>30</b> | <b>22</b>  | <b>318</b>  | <b>1/8</b>  | <b>1</b>   | <b>39</b> | <b>0</b> | <b>118.5</b> |  |                    |  |  |  |  |  |  |  |  |  |         |     |     |     |    |    |  |  |  |  |         |    |    |     |    |   |  |  |  |  |         |    |    |     |    |   |  |  |  |  |           |   |   |     |   |   |  |  |  |  |            |   |   |     |   |   |  |  |  |  |              |           |           |            |           |          |  |  |  |  |         |     |     |     |       |    |    |    |     |  |            |    |   |     |      |   |    |   |      |  |             |   |   |    |     |   |    |   |       |  |              |           |           |            |             |          |           |          |             |  |           |    |     |     |    |    |  |  |  |  |           |   |    |      |    |   |  |  |  |  |          |   |    |      |    |   |  |  |  |  |             |   |    |      |    |   |  |  |  |  |         |   |    |      |    |   |  |  |  |  |         |   |    |      |    |   |  |  |  |  |          |   |   |     |   |   |  |  |  |  |          |   |   |     |   |   |  |  |  |  |           |   |    |      |    |   |  |  |  |  |              |           |            |             |           |          |  |  |  |  |               |    |     |     |    |    |  |  |  |  |     |   |   |   |   |   |  |  |  |  |              |          |          |          |          |          |  |  |  |  |         |    |     |     |     |        |    |  |  |  |            |   |     |      |      |     |    |  |  |  |              |          |            |             |             |            |           |  |  |  |              |    |     |     |    |    |    |  |  |  |         |   |   |     |   |   |   |  |  |  |              |          |          |            |          |          |          |  |  |  |                 |    |     |     |    |    |    |  |  |  |             |   |   |     |   |   |   |  |  |  |              |          |          |            |          |          |          |  |  |  |   |  |  |  |  |  |  |  |  |  |                  |  |  |  |  |  |  |  |  |  |         |     |     |     |    |    |  |  |  |  |              |    |    |     |    |   |  |  |  |  |          |   |    |     |   |   |  |  |  |  |           |   |    |     |   |   |  |  |  |  |          |   |   |     |   |   |  |  |  |  |            |   |    |      |    |   |  |  |  |  |              |           |           |            |           |          |  |  |  |  |         |     |     |     |       |    |    |    |     |  |         |    |    |     |     |   |    |   |       |  |            |   |   |    |     |   |    |   |       |  |              |           |           |            |            |          |           |          |              |  |           |    |     |     |    |    |  |  |  |  |            |   |    |      |    |   |  |  |  |  |              |   |    |      |    |   |  |  |  |  |         |   |    |      |    |   |  |  |  |  |          |   |    |      |    |   |  |  |  |  |           |   |    |     |   |   |  |  |  |  |            |   |    |      |    |   |  |  |  |  |            |   |    |      |    |   |  |  |  |  |           |   |   |     |   |   |  |  |  |  |              |           |            |             |           |          |  |  |  |  |               |    |     |     |    |    |  |  |  |  |            |   |    |      |     |   |  |  |  |  |           |   |    |      |     |   |  |  |  |  |              |          |           |             |            |          |  |  |  |  |         |    |     |     |     |        |    |  |  |  |           |   |     |      |      |     |    |  |  |  |              |          |            |             |             |            |           |  |  |  |              |    |     |     |    |    |    |  |  |  |           |   |    |     |   |   |   |  |  |  |                 |   |   |     |   |   |   |  |  |  |              |          |           |            |          |          |          |  |  |  |                 |    |     |     |    |    |    |  |  |  |           |   |    |      |   |    |   |  |  |  |           |   |    |      |   |    |   |  |  |  |             |   |   |     |   |   |   |  |  |  |              |          |           |             |          |           |          |  |  |  |
| RECEIVING   | NO        | YDS        | AVG         | LG          | TD         |           |          |              |  |                    |  |  |  |  |  |  |  |  |  |         |     |     |     |    |    |  |  |  |  |         |    |    |     |    |   |  |  |  |  |         |    |    |     |    |   |  |  |  |  |           |   |   |     |   |   |  |  |  |  |            |   |   |     |   |   |  |  |  |  |              |           |           |            |           |          |  |  |  |  |         |     |     |     |       |    |    |    |     |  |            |    |   |     |      |   |    |   |      |  |             |   |   |    |     |   |    |   |       |  |              |           |           |            |             |          |           |          |             |  |           |    |     |     |    |    |  |  |  |  |           |   |    |      |    |   |  |  |  |  |          |   |    |      |    |   |  |  |  |  |             |   |    |      |    |   |  |  |  |  |         |   |    |      |    |   |  |  |  |  |         |   |    |      |    |   |  |  |  |  |          |   |   |     |   |   |  |  |  |  |          |   |   |     |   |   |  |  |  |  |           |   |    |      |    |   |  |  |  |  |              |           |            |             |           |          |  |  |  |  |               |    |     |     |    |    |  |  |  |  |     |   |   |   |   |   |  |  |  |  |              |          |          |          |          |          |  |  |  |  |         |    |     |     |     |        |    |  |  |  |            |   |     |      |      |     |    |  |  |  |              |          |            |             |             |            |           |  |  |  |              |    |     |     |    |    |    |  |  |  |         |   |   |     |   |   |   |  |  |  |              |          |          |            |          |          |          |  |  |  |                 |    |     |     |    |    |    |  |  |  |             |   |   |     |   |   |   |  |  |  |              |          |          |            |          |          |          |  |  |  |   |  |  |  |  |  |  |  |  |  |                  |  |  |  |  |  |  |  |  |  |         |     |     |     |    |    |  |  |  |  |              |    |    |     |    |   |  |  |  |  |          |   |    |     |   |   |  |  |  |  |           |   |    |     |   |   |  |  |  |  |          |   |   |     |   |   |  |  |  |  |            |   |    |      |    |   |  |  |  |  |              |           |           |            |           |          |  |  |  |  |         |     |     |     |       |    |    |    |     |  |         |    |    |     |     |   |    |   |       |  |            |   |   |    |     |   |    |   |       |  |              |           |           |            |            |          |           |          |              |  |           |    |     |     |    |    |  |  |  |  |            |   |    |      |    |   |  |  |  |  |              |   |    |      |    |   |  |  |  |  |         |   |    |      |    |   |  |  |  |  |          |   |    |      |    |   |  |  |  |  |           |   |    |     |   |   |  |  |  |  |            |   |    |      |    |   |  |  |  |  |            |   |    |      |    |   |  |  |  |  |           |   |   |     |   |   |  |  |  |  |              |           |            |             |           |          |  |  |  |  |               |    |     |     |    |    |  |  |  |  |            |   |    |      |     |   |  |  |  |  |           |   |    |      |     |   |  |  |  |  |              |          |           |             |            |          |  |  |  |  |         |    |     |     |     |        |    |  |  |  |           |   |     |      |      |     |    |  |  |  |              |          |            |             |             |            |           |  |  |  |              |    |     |     |    |    |    |  |  |  |           |   |    |     |   |   |   |  |  |  |                 |   |   |     |   |   |   |  |  |  |              |          |           |            |          |          |          |  |  |  |                 |    |     |     |    |    |    |  |  |  |           |   |    |      |   |    |   |  |  |  |           |   |    |      |   |    |   |  |  |  |             |   |   |     |   |   |   |  |  |  |              |          |           |             |          |           |          |  |  |  |
| S. Watkins  | 5         | 58         | 11.6        | 24          | 0          |           |          |              |  |                    |  |  |  |  |  |  |  |  |  |         |     |     |     |    |    |  |  |  |  |         |    |    |     |    |   |  |  |  |  |         |    |    |     |    |   |  |  |  |  |           |   |   |     |   |   |  |  |  |  |            |   |   |     |   |   |  |  |  |  |              |           |           |            |           |          |  |  |  |  |         |     |     |     |       |    |    |    |     |  |            |    |   |     |      |   |    |   |      |  |             |   |   |    |     |   |    |   |       |  |              |           |           |            |             |          |           |          |             |  |           |    |     |     |    |    |  |  |  |  |           |   |    |      |    |   |  |  |  |  |          |   |    |      |    |   |  |  |  |  |             |   |    |      |    |   |  |  |  |  |         |   |    |      |    |   |  |  |  |  |         |   |    |      |    |   |  |  |  |  |          |   |   |     |   |   |  |  |  |  |          |   |   |     |   |   |  |  |  |  |           |   |    |      |    |   |  |  |  |  |              |           |            |             |           |          |  |  |  |  |               |    |     |     |    |    |  |  |  |  |     |   |   |   |   |   |  |  |  |  |              |          |          |          |          |          |  |  |  |  |         |    |     |     |     |        |    |  |  |  |            |   |     |      |      |     |    |  |  |  |              |          |            |             |             |            |           |  |  |  |              |    |     |     |    |    |    |  |  |  |         |   |   |     |   |   |   |  |  |  |              |          |          |            |          |          |          |  |  |  |                 |    |     |     |    |    |    |  |  |  |             |   |   |     |   |   |   |  |  |  |              |          |          |            |          |          |          |  |  |  |   |  |  |  |  |  |  |  |  |  |                  |  |  |  |  |  |  |  |  |  |         |     |     |     |    |    |  |  |  |  |              |    |    |     |    |   |  |  |  |  |          |   |    |     |   |   |  |  |  |  |           |   |    |     |   |   |  |  |  |  |          |   |   |     |   |   |  |  |  |  |            |   |    |      |    |   |  |  |  |  |              |           |           |            |           |          |  |  |  |  |         |     |     |     |       |    |    |    |     |  |         |    |    |     |     |   |    |   |       |  |            |   |   |    |     |   |    |   |       |  |              |           |           |            |            |          |           |          |              |  |           |    |     |     |    |    |  |  |  |  |            |   |    |      |    |   |  |  |  |  |              |   |    |      |    |   |  |  |  |  |         |   |    |      |    |   |  |  |  |  |          |   |    |      |    |   |  |  |  |  |           |   |    |     |   |   |  |  |  |  |            |   |    |      |    |   |  |  |  |  |            |   |    |      |    |   |  |  |  |  |           |   |   |     |   |   |  |  |  |  |              |           |            |             |           |          |  |  |  |  |               |    |     |     |    |    |  |  |  |  |            |   |    |      |     |   |  |  |  |  |           |   |    |      |     |   |  |  |  |  |              |          |           |             |            |          |  |  |  |  |         |    |     |     |     |        |    |  |  |  |           |   |     |      |      |     |    |  |  |  |              |          |            |             |             |            |           |  |  |  |              |    |     |     |    |    |    |  |  |  |           |   |    |     |   |   |   |  |  |  |                 |   |   |     |   |   |   |  |  |  |              |          |           |            |          |          |          |  |  |  |                 |    |     |     |    |    |    |  |  |  |           |   |    |      |   |    |   |  |  |  |           |   |    |      |   |    |   |  |  |  |             |   |   |     |   |   |   |  |  |  |              |          |           |             |          |           |          |  |  |  |
| T. Gurley II  | 5         | 56         | 11.2        | 23          | 0          |           |          |              |  |                    |  |  |  |  |  |  |  |  |  |         |     |     |     |    |    |  |  |  |  |         |    |    |     |    |   |  |  |  |  |         |    |    |     |    |   |  |  |  |  |           |   |   |     |   |   |  |  |  |  |            |   |   |     |   |   |  |  |  |  |              |           |           |            |           |          |  |  |  |  |         |     |     |     |       |    |    |    |     |  |            |    |   |     |      |   |    |   |      |  |             |   |   |    |     |   |    |   |       |  |              |           |           |            |             |          |           |          |             |  |           |    |     |     |    |    |  |  |  |  |           |   |    |      |    |   |  |  |  |  |          |   |    |      |    |   |  |  |  |  |             |   |    |      |    |   |  |  |  |  |         |   |    |      |    |   |  |  |  |  |         |   |    |      |    |   |  |  |  |  |          |   |   |     |   |   |  |  |  |  |          |   |   |     |   |   |  |  |  |  |           |   |    |      |    |   |  |  |  |  |              |           |            |             |           |          |  |  |  |  |               |    |     |     |    |    |  |  |  |  |     |   |   |   |   |   |  |  |  |  |              |          |          |          |          |          |  |  |  |  |         |    |     |     |     |        |    |  |  |  |            |   |     |      |      |     |    |  |  |  |              |          |            |             |             |            |           |  |  |  |              |    |     |     |    |    |    |  |  |  |         |   |   |     |   |   |   |  |  |  |              |          |          |            |          |          |          |  |  |  |                 |    |     |     |    |    |    |  |  |  |             |   |   |     |   |   |   |  |  |  |              |          |          |            |          |          |          |  |  |  |   |  |  |  |  |  |  |  |  |  |                  |  |  |  |  |  |  |  |  |  |         |     |     |     |    |    |  |  |  |  |              |    |    |     |    |   |  |  |  |  |          |   |    |     |   |   |  |  |  |  |           |   |    |     |   |   |  |  |  |  |          |   |   |     |   |   |  |  |  |  |            |   |    |      |    |   |  |  |  |  |              |           |           |            |           |          |  |  |  |  |         |     |     |     |       |    |    |    |     |  |         |    |    |     |     |   |    |   |       |  |            |   |   |    |     |   |    |   |       |  |              |           |           |            |            |          |           |          |              |  |           |    |     |     |    |    |  |  |  |  |            |   |    |      |    |   |  |  |  |  |              |   |    |      |    |   |  |  |  |  |         |   |    |      |    |   |  |  |  |  |          |   |    |      |    |   |  |  |  |  |           |   |    |     |   |   |  |  |  |  |            |   |    |      |    |   |  |  |  |  |            |   |    |      |    |   |  |  |  |  |           |   |   |     |   |   |  |  |  |  |              |           |            |             |           |          |  |  |  |  |               |    |     |     |    |    |  |  |  |  |            |   |    |      |     |   |  |  |  |  |           |   |    |      |     |   |  |  |  |  |              |          |           |             |            |          |  |  |  |  |         |    |     |     |     |        |    |  |  |  |           |   |     |      |      |     |    |  |  |  |              |          |            |             |             |            |           |  |  |  |              |    |     |     |    |    |    |  |  |  |           |   |    |     |   |   |   |  |  |  |                 |   |   |     |   |   |   |  |  |  |              |          |           |            |          |          |          |  |  |  |                 |    |     |     |    |    |    |  |  |  |           |   |    |      |   |    |   |  |  |  |           |   |    |      |   |    |   |  |  |  |             |   |   |     |   |   |   |  |  |  |              |          |           |             |          |           |          |  |  |  |
| C. Kupp   | 4         | 76         | 19.0        | 28          | 1          |           |          |              |  |                    |  |  |  |  |  |  |  |  |  |         |     |     |     |    |    |  |  |  |  |         |    |    |     |    |   |  |  |  |  |         |    |    |     |    |   |  |  |  |  |           |   |   |     |   |   |  |  |  |  |            |   |   |     |   |   |  |  |  |  |              |           |           |            |           |          |  |  |  |  |         |     |     |     |       |    |    |    |     |  |            |    |   |     |      |   |    |   |      |  |             |   |   |    |     |   |    |   |       |  |              |           |           |            |             |          |           |          |             |  |           |    |     |     |    |    |  |  |  |  |           |   |    |      |    |   |  |  |  |  |          |   |    |      |    |   |  |  |  |  |             |   |    |      |    |   |  |  |  |  |         |   |    |      |    |   |  |  |  |  |         |   |    |      |    |   |  |  |  |  |          |   |   |     |   |   |  |  |  |  |          |   |   |     |   |   |  |  |  |  |           |   |    |      |    |   |  |  |  |  |              |           |            |             |           |          |  |  |  |  |               |    |     |     |    |    |  |  |  |  |     |   |   |   |   |   |  |  |  |  |              |          |          |          |          |          |  |  |  |  |         |    |     |     |     |        |    |  |  |  |            |   |     |      |      |     |    |  |  |  |              |          |            |             |             |            |           |  |  |  |              |    |     |     |    |    |    |  |  |  |         |   |   |     |   |   |   |  |  |  |              |          |          |            |          |          |          |  |  |  |                 |    |     |     |    |    |    |  |  |  |             |   |   |     |   |   |   |  |  |  |              |          |          |            |          |          |          |  |  |  |   |  |  |  |  |  |  |  |  |  |                  |  |  |  |  |  |  |  |  |  |         |     |     |     |    |    |  |  |  |  |              |    |    |     |    |   |  |  |  |  |          |   |    |     |   |   |  |  |  |  |           |   |    |     |   |   |  |  |  |  |          |   |   |     |   |   |  |  |  |  |            |   |    |      |    |   |  |  |  |  |              |           |           |            |           |          |  |  |  |  |         |     |     |     |       |    |    |    |     |  |         |    |    |     |     |   |    |   |       |  |            |   |   |    |     |   |    |   |       |  |              |           |           |            |            |          |           |          |              |  |           |    |     |     |    |    |  |  |  |  |            |   |    |      |    |   |  |  |  |  |              |   |    |      |    |   |  |  |  |  |         |   |    |      |    |   |  |  |  |  |          |   |    |      |    |   |  |  |  |  |           |   |    |     |   |   |  |  |  |  |            |   |    |      |    |   |  |  |  |  |            |   |    |      |    |   |  |  |  |  |           |   |   |     |   |   |  |  |  |  |              |           |            |             |           |          |  |  |  |  |               |    |     |     |    |    |  |  |  |  |            |   |    |      |     |   |  |  |  |  |           |   |    |      |     |   |  |  |  |  |              |          |           |             |            |          |  |  |  |  |         |    |     |     |     |        |    |  |  |  |           |   |     |      |      |     |    |  |  |  |              |          |            |             |             |            |           |  |  |  |              |    |     |     |    |    |    |  |  |  |           |   |    |     |   |   |   |  |  |  |                 |   |   |     |   |   |   |  |  |  |              |          |           |            |          |          |          |  |  |  |                 |    |     |     |    |    |    |  |  |  |           |   |    |      |   |    |   |  |  |  |           |   |    |      |   |    |   |  |  |  |             |   |   |     |   |   |   |  |  |  |              |          |           |             |          |           |          |  |  |  |
| R. Woods  | 3         | 53         | 17.7        | 27          | 0          |           |          |              |  |                    |  |  |  |  |  |  |  |  |  |         |     |     |     |    |    |  |  |  |  |         |    |    |     |    |   |  |  |  |  |         |    |    |     |    |   |  |  |  |  |           |   |   |     |   |   |  |  |  |  |            |   |   |     |   |   |  |  |  |  |              |           |           |            |           |          |  |  |  |  |         |     |     |     |       |    |    |    |     |  |            |    |   |     |      |   |    |   |      |  |             |   |   |    |     |   |    |   |       |  |              |           |           |            |             |          |           |          |             |  |           |    |     |     |    |    |  |  |  |  |           |   |    |      |    |   |  |  |  |  |          |   |    |      |    |   |  |  |  |  |             |   |    |      |    |   |  |  |  |  |         |   |    |      |    |   |  |  |  |  |         |   |    |      |    |   |  |  |  |  |          |   |   |     |   |   |  |  |  |  |          |   |   |     |   |   |  |  |  |  |           |   |    |      |    |   |  |  |  |  |              |           |            |             |           |          |  |  |  |  |               |    |     |     |    |    |  |  |  |  |     |   |   |   |   |   |  |  |  |  |              |          |          |          |          |          |  |  |  |  |         |    |     |     |     |        |    |  |  |  |            |   |     |      |      |     |    |  |  |  |              |          |            |             |             |            |           |  |  |  |              |    |     |     |    |    |    |  |  |  |         |   |   |     |   |   |   |  |  |  |              |          |          |            |          |          |          |  |  |  |                 |    |     |     |    |    |    |  |  |  |             |   |   |     |   |   |   |  |  |  |              |          |          |            |          |          |          |  |  |  |   |  |  |  |  |  |  |  |  |  |                  |  |  |  |  |  |  |  |  |  |         |     |     |     |    |    |  |  |  |  |              |    |    |     |    |   |  |  |  |  |          |   |    |     |   |   |  |  |  |  |           |   |    |     |   |   |  |  |  |  |          |   |   |     |   |   |  |  |  |  |            |   |    |      |    |   |  |  |  |  |              |           |           |            |           |          |  |  |  |  |         |     |     |     |       |    |    |    |     |  |         |    |    |     |     |   |    |   |       |  |            |   |   |    |     |   |    |   |       |  |              |           |           |            |            |          |           |          |              |  |           |    |     |     |    |    |  |  |  |  |            |   |    |      |    |   |  |  |  |  |              |   |    |      |    |   |  |  |  |  |         |   |    |      |    |   |  |  |  |  |          |   |    |      |    |   |  |  |  |  |           |   |    |     |   |   |  |  |  |  |            |   |    |      |    |   |  |  |  |  |            |   |    |      |    |   |  |  |  |  |           |   |   |     |   |   |  |  |  |  |              |           |            |             |           |          |  |  |  |  |               |    |     |     |    |    |  |  |  |  |            |   |    |      |     |   |  |  |  |  |           |   |    |      |     |   |  |  |  |  |              |          |           |             |            |          |  |  |  |  |         |    |     |     |     |        |    |  |  |  |           |   |     |      |      |     |    |  |  |  |              |          |            |             |             |            |           |  |  |  |              |    |     |     |    |    |    |  |  |  |           |   |    |     |   |   |   |  |  |  |                 |   |   |     |   |   |   |  |  |  |              |          |           |            |          |          |          |  |  |  |                 |    |     |     |    |    |    |  |  |  |           |   |    |      |   |    |   |  |  |  |           |   |    |      |   |    |   |  |  |  |             |   |   |     |   |   |   |  |  |  |              |          |           |             |          |           |          |  |  |  |
| T. Higbee   | 2         | 17         | 8.5         | 9           | 0          |           |          |              |  |                    |  |  |  |  |  |  |  |  |  |         |     |     |     |    |    |  |  |  |  |         |    |    |     |    |   |  |  |  |  |         |    |    |     |    |   |  |  |  |  |           |   |   |     |   |   |  |  |  |  |            |   |   |     |   |   |  |  |  |  |              |           |           |            |           |          |  |  |  |  |         |     |     |     |       |    |    |    |     |  |            |    |   |     |      |   |    |   |      |  |             |   |   |    |     |   |    |   |       |  |              |           |           |            |             |          |           |          |             |  |           |    |     |     |    |    |  |  |  |  |           |   |    |      |    |   |  |  |  |  |          |   |    |      |    |   |  |  |  |  |             |   |    |      |    |   |  |  |  |  |         |   |    |      |    |   |  |  |  |  |         |   |    |      |    |   |  |  |  |  |          |   |   |     |   |   |  |  |  |  |          |   |   |     |   |   |  |  |  |  |           |   |    |      |    |   |  |  |  |  |              |           |            |             |           |          |  |  |  |  |               |    |     |     |    |    |  |  |  |  |     |   |   |   |   |   |  |  |  |  |              |          |          |          |          |          |  |  |  |  |         |    |     |     |     |        |    |  |  |  |            |   |     |      |      |     |    |  |  |  |              |          |            |             |             |            |           |  |  |  |              |    |     |     |    |    |    |  |  |  |         |   |   |     |   |   |   |  |  |  |              |          |          |            |          |          |          |  |  |  |                 |    |     |     |    |    |    |  |  |  |             |   |   |     |   |   |   |  |  |  |              |          |          |            |          |          |          |  |  |  |   |  |  |  |  |  |  |  |  |  |                  |  |  |  |  |  |  |  |  |  |         |     |     |     |    |    |  |  |  |  |              |    |    |     |    |   |  |  |  |  |          |   |    |     |   |   |  |  |  |  |           |   |    |     |   |   |  |  |  |  |          |   |   |     |   |   |  |  |  |  |            |   |    |      |    |   |  |  |  |  |              |           |           |            |           |          |  |  |  |  |         |     |     |     |       |    |    |    |     |  |         |    |    |     |     |   |    |   |       |  |            |   |   |    |     |   |    |   |       |  |              |           |           |            |            |          |           |          |              |  |           |    |     |     |    |    |  |  |  |  |            |   |    |      |    |   |  |  |  |  |              |   |    |      |    |   |  |  |  |  |         |   |    |      |    |   |  |  |  |  |          |   |    |      |    |   |  |  |  |  |           |   |    |     |   |   |  |  |  |  |            |   |    |      |    |   |  |  |  |  |            |   |    |      |    |   |  |  |  |  |           |   |   |     |   |   |  |  |  |  |              |           |            |             |           |          |  |  |  |  |               |    |     |     |    |    |  |  |  |  |            |   |    |      |     |   |  |  |  |  |           |   |    |      |     |   |  |  |  |  |              |          |           |             |            |          |  |  |  |  |         |    |     |     |     |        |    |  |  |  |           |   |     |      |      |     |    |  |  |  |              |          |            |             |             |            |           |  |  |  |              |    |     |     |    |    |    |  |  |  |           |   |    |     |   |   |   |  |  |  |                 |   |   |     |   |   |   |  |  |  |              |          |           |            |          |          |          |  |  |  |                 |    |     |     |    |    |    |  |  |  |           |   |    |      |   |    |   |  |  |  |           |   |    |      |   |    |   |  |  |  |             |   |   |     |   |   |   |  |  |  |              |          |           |             |          |           |          |  |  |  |
| G. Everett  | 1         | 39         | 39.0        | 39          | 0          |           |          |              |  |                    |  |  |  |  |  |  |  |  |  |         |     |     |     |    |    |  |  |  |  |         |    |    |     |    |   |  |  |  |  |         |    |    |     |    |   |  |  |  |  |           |   |   |     |   |   |  |  |  |  |            |   |   |     |   |   |  |  |  |  |              |           |           |            |           |          |  |  |  |  |         |     |     |     |       |    |    |    |     |  |            |    |   |     |      |   |    |   |      |  |             |   |   |    |     |   |    |   |       |  |              |           |           |            |             |          |           |          |             |  |           |    |     |     |    |    |  |  |  |  |           |   |    |      |    |   |  |  |  |  |          |   |    |      |    |   |  |  |  |  |             |   |    |      |    |   |  |  |  |  |         |   |    |      |    |   |  |  |  |  |         |   |    |      |    |   |  |  |  |  |          |   |   |     |   |   |  |  |  |  |          |   |   |     |   |   |  |  |  |  |           |   |    |      |    |   |  |  |  |  |              |           |            |             |           |          |  |  |  |  |               |    |     |     |    |    |  |  |  |  |     |   |   |   |   |   |  |  |  |  |              |          |          |          |          |          |  |  |  |  |         |    |     |     |     |        |    |  |  |  |            |   |     |      |      |     |    |  |  |  |              |          |            |             |             |            |           |  |  |  |              |    |     |     |    |    |    |  |  |  |         |   |   |     |   |   |   |  |  |  |              |          |          |            |          |          |          |  |  |  |                 |    |     |     |    |    |    |  |  |  |             |   |   |     |   |   |   |  |  |  |              |          |          |            |          |          |          |  |  |  |   |  |  |  |  |  |  |  |  |  |                  |  |  |  |  |  |  |  |  |  |         |     |     |     |    |    |  |  |  |  |              |    |    |     |    |   |  |  |  |  |          |   |    |     |   |   |  |  |  |  |           |   |    |     |   |   |  |  |  |  |          |   |   |     |   |   |  |  |  |  |            |   |    |      |    |   |  |  |  |  |              |           |           |            |           |          |  |  |  |  |         |     |     |     |       |    |    |    |     |  |         |    |    |     |     |   |    |   |       |  |            |   |   |    |     |   |    |   |       |  |              |           |           |            |            |          |           |          |              |  |           |    |     |     |    |    |  |  |  |  |            |   |    |      |    |   |  |  |  |  |              |   |    |      |    |   |  |  |  |  |         |   |    |      |    |   |  |  |  |  |          |   |    |      |    |   |  |  |  |  |           |   |    |     |   |   |  |  |  |  |            |   |    |      |    |   |  |  |  |  |            |   |    |      |    |   |  |  |  |  |           |   |   |     |   |   |  |  |  |  |              |           |            |             |           |          |  |  |  |  |               |    |     |     |    |    |  |  |  |  |            |   |    |      |     |   |  |  |  |  |           |   |    |      |     |   |  |  |  |  |              |          |           |             |            |          |  |  |  |  |         |    |     |     |     |        |    |  |  |  |           |   |     |      |      |     |    |  |  |  |              |          |            |             |             |            |           |  |  |  |              |    |     |     |    |    |    |  |  |  |           |   |    |     |   |   |   |  |  |  |                 |   |   |     |   |   |   |  |  |  |              |          |           |            |          |          |          |  |  |  |                 |    |     |     |    |    |    |  |  |  |           |   |    |      |   |    |   |  |  |  |           |   |    |      |   |    |   |  |  |  |             |   |   |     |   |   |   |  |  |  |              |          |           |             |          |           |          |  |  |  |
| D. Carrier  | 1         | 12         | 12.0        | 12          | 0          |           |          |              |  |                    |  |  |  |  |  |  |  |  |  |         |     |     |     |    |    |  |  |  |  |         |    |    |     |    |   |  |  |  |  |         |    |    |     |    |   |  |  |  |  |           |   |   |     |   |   |  |  |  |  |            |   |   |     |   |   |  |  |  |  |              |           |           |            |           |          |  |  |  |  |         |     |     |     |       |    |    |    |     |  |            |    |   |     |      |   |    |   |      |  |             |   |   |    |     |   |    |   |       |  |              |           |           |            |             |          |           |          |             |  |           |    |     |     |    |    |  |  |  |  |           |   |    |      |    |   |  |  |  |  |          |   |    |      |    |   |  |  |  |  |             |   |    |      |    |   |  |  |  |  |         |   |    |      |    |   |  |  |  |  |         |   |    |      |    |   |  |  |  |  |          |   |   |     |   |   |  |  |  |  |          |   |   |     |   |   |  |  |  |  |           |   |    |      |    |   |  |  |  |  |              |           |            |             |           |          |  |  |  |  |               |    |     |     |    |    |  |  |  |  |     |   |   |   |   |   |  |  |  |  |              |          |          |          |          |          |  |  |  |  |         |    |     |     |     |        |    |  |  |  |            |   |     |      |      |     |    |  |  |  |              |          |            |             |             |            |           |  |  |  |              |    |     |     |    |    |    |  |  |  |         |   |   |     |   |   |   |  |  |  |              |          |          |            |          |          |          |  |  |  |                 |    |     |     |    |    |    |  |  |  |             |   |   |     |   |   |   |  |  |  |              |          |          |            |          |          |          |  |  |  |   |  |  |  |  |  |  |  |  |  |                  |  |  |  |  |  |  |  |  |  |         |     |     |     |    |    |  |  |  |  |              |    |    |     |    |   |  |  |  |  |          |   |    |     |   |   |  |  |  |  |           |   |    |     |   |   |  |  |  |  |          |   |   |     |   |   |  |  |  |  |            |   |    |      |    |   |  |  |  |  |              |           |           |            |           |          |  |  |  |  |         |     |     |     |       |    |    |    |     |  |         |    |    |     |     |   |    |   |       |  |            |   |   |    |     |   |    |   |       |  |              |           |           |            |            |          |           |          |              |  |           |    |     |     |    |    |  |  |  |  |            |   |    |      |    |   |  |  |  |  |              |   |    |      |    |   |  |  |  |  |         |   |    |      |    |   |  |  |  |  |          |   |    |      |    |   |  |  |  |  |           |   |    |     |   |   |  |  |  |  |            |   |    |      |    |   |  |  |  |  |            |   |    |      |    |   |  |  |  |  |           |   |   |     |   |   |  |  |  |  |              |           |            |             |           |          |  |  |  |  |               |    |     |     |    |    |  |  |  |  |            |   |    |      |     |   |  |  |  |  |           |   |    |      |     |   |  |  |  |  |              |          |           |             |            |          |  |  |  |  |         |    |     |     |     |        |    |  |  |  |           |   |     |      |      |     |    |  |  |  |              |          |            |             |             |            |           |  |  |  |              |    |     |     |    |    |    |  |  |  |           |   |    |     |   |   |   |  |  |  |                 |   |   |     |   |   |   |  |  |  |              |          |           |            |          |          |          |  |  |  |                 |    |     |     |    |    |    |  |  |  |           |   |    |      |   |    |   |  |  |  |           |   |    |      |   |    |   |  |  |  |             |   |   |     |   |   |   |  |  |  |              |          |           |             |          |           |          |  |  |  |
| T. Austin   | 1         | 7          | 7.0         | 7           | 0          |           |          |              |  |                    |  |  |  |  |  |  |  |  |  |         |     |     |     |    |    |  |  |  |  |         |    |    |     |    |   |  |  |  |  |         |    |    |     |    |   |  |  |  |  |           |   |   |     |   |   |  |  |  |  |            |   |   |     |   |   |  |  |  |  |              |           |           |            |           |          |  |  |  |  |         |     |     |     |       |    |    |    |     |  |            |    |   |     |      |   |    |   |      |  |             |   |   |    |     |   |    |   |       |  |              |           |           |            |             |          |           |          |             |  |           |    |     |     |    |    |  |  |  |  |           |   |    |      |    |   |  |  |  |  |          |   |    |      |    |   |  |  |  |  |             |   |    |      |    |   |  |  |  |  |         |   |    |      |    |   |  |  |  |  |         |   |    |      |    |   |  |  |  |  |          |   |   |     |   |   |  |  |  |  |          |   |   |     |   |   |  |  |  |  |           |   |    |      |    |   |  |  |  |  |              |           |            |             |           |          |  |  |  |  |               |    |     |     |    |    |  |  |  |  |     |   |   |   |   |   |  |  |  |  |              |          |          |          |          |          |  |  |  |  |         |    |     |     |     |        |    |  |  |  |            |   |     |      |      |     |    |  |  |  |              |          |            |             |             |            |           |  |  |  |              |    |     |     |    |    |    |  |  |  |         |   |   |     |   |   |   |  |  |  |              |          |          |            |          |          |          |  |  |  |                 |    |     |     |    |    |    |  |  |  |             |   |   |     |   |   |   |  |  |  |              |          |          |            |          |          |          |  |  |  |   |  |  |  |  |  |  |  |  |  |                  |  |  |  |  |  |  |  |  |  |         |     |     |     |    |    |  |  |  |  |              |    |    |     |    |   |  |  |  |  |          |   |    |     |   |   |  |  |  |  |           |   |    |     |   |   |  |  |  |  |          |   |   |     |   |   |  |  |  |  |            |   |    |      |    |   |  |  |  |  |              |           |           |            |           |          |  |  |  |  |         |     |     |     |       |    |    |    |     |  |         |    |    |     |     |   |    |   |       |  |            |   |   |    |     |   |    |   |       |  |              |           |           |            |            |          |           |          |              |  |           |    |     |     |    |    |  |  |  |  |            |   |    |      |    |   |  |  |  |  |              |   |    |      |    |   |  |  |  |  |         |   |    |      |    |   |  |  |  |  |          |   |    |      |    |   |  |  |  |  |           |   |    |     |   |   |  |  |  |  |            |   |    |      |    |   |  |  |  |  |            |   |    |      |    |   |  |  |  |  |           |   |   |     |   |   |  |  |  |  |              |           |            |             |           |          |  |  |  |  |               |    |     |     |    |    |  |  |  |  |            |   |    |      |     |   |  |  |  |  |           |   |    |      |     |   |  |  |  |  |              |          |           |             |            |          |  |  |  |  |         |    |     |     |     |        |    |  |  |  |           |   |     |      |      |     |    |  |  |  |              |          |            |             |             |            |           |  |  |  |              |    |     |     |    |    |    |  |  |  |           |   |    |     |   |   |   |  |  |  |                 |   |   |     |   |   |   |  |  |  |              |          |           |            |          |          |          |  |  |  |                 |    |     |     |    |    |    |  |  |  |           |   |    |      |   |    |   |  |  |  |           |   |    |      |   |    |   |  |  |  |             |   |   |     |   |   |   |  |  |  |              |          |           |             |          |           |          |  |  |  |
| <b>Total</b>  | <b>22</b> | <b>318</b> | <b>14.5</b> | <b>39</b>   | <b>1</b>   |           |          |              |  |                    |  |  |  |  |  |  |  |  |  |         |     |     |     |    |    |  |  |  |  |         |    |    |     |    |   |  |  |  |  |         |    |    |     |    |   |  |  |  |  |           |   |   |     |   |   |  |  |  |  |            |   |   |     |   |   |  |  |  |  |              |           |           |            |           |          |  |  |  |  |         |     |     |     |       |    |    |    |     |  |            |    |   |     |      |   |    |   |      |  |             |   |   |    |     |   |    |   |       |  |              |           |           |            |             |          |           |          |             |  |           |    |     |     |    |    |  |  |  |  |           |   |    |      |    |   |  |  |  |  |          |   |    |      |    |   |  |  |  |  |             |   |    |      |    |   |  |  |  |  |         |   |    |      |    |   |  |  |  |  |         |   |    |      |    |   |  |  |  |  |          |   |   |     |   |   |  |  |  |  |          |   |   |     |   |   |  |  |  |  |           |   |    |      |    |   |  |  |  |  |              |           |            |             |           |          |  |  |  |  |               |    |     |     |    |    |  |  |  |  |     |   |   |   |   |   |  |  |  |  |              |          |          |          |          |          |  |  |  |  |         |    |     |     |     |        |    |  |  |  |            |   |     |      |      |     |    |  |  |  |              |          |            |             |             |            |           |  |  |  |              |    |     |     |    |    |    |  |  |  |         |   |   |     |   |   |   |  |  |  |              |          |          |            |          |          |          |  |  |  |                 |    |     |     |    |    |    |  |  |  |             |   |   |     |   |   |   |  |  |  |              |          |          |            |          |          |          |  |  |  |   |  |  |  |  |  |  |  |  |  |                  |  |  |  |  |  |  |  |  |  |         |     |     |     |    |    |  |  |  |  |              |    |    |     |    |   |  |  |  |  |          |   |    |     |   |   |  |  |  |  |           |   |    |     |   |   |  |  |  |  |          |   |   |     |   |   |  |  |  |  |            |   |    |      |    |   |  |  |  |  |              |           |           |            |           |          |  |  |  |  |         |     |     |     |       |    |    |    |     |  |         |    |    |     |     |   |    |   |       |  |            |   |   |    |     |   |    |   |       |  |              |           |           |            |            |          |           |          |              |  |           |    |     |     |    |    |  |  |  |  |            |   |    |      |    |   |  |  |  |  |              |   |    |      |    |   |  |  |  |  |         |   |    |      |    |   |  |  |  |  |          |   |    |      |    |   |  |  |  |  |           |   |    |     |   |   |  |  |  |  |            |   |    |      |    |   |  |  |  |  |            |   |    |      |    |   |  |  |  |  |           |   |   |     |   |   |  |  |  |  |              |           |            |             |           |          |  |  |  |  |               |    |     |     |    |    |  |  |  |  |            |   |    |      |     |   |  |  |  |  |           |   |    |      |     |   |  |  |  |  |              |          |           |             |            |          |  |  |  |  |         |    |     |     |     |        |    |  |  |  |           |   |     |      |      |     |    |  |  |  |              |          |            |             |             |            |           |  |  |  |              |    |     |     |    |    |    |  |  |  |           |   |    |     |   |   |   |  |  |  |                 |   |   |     |   |   |   |  |  |  |              |          |           |            |          |          |          |  |  |  |                 |    |     |     |    |    |    |  |  |  |           |   |    |      |   |    |   |  |  |  |           |   |    |      |   |    |   |  |  |  |             |   |   |     |   |   |   |  |  |  |              |          |           |             |          |           |          |  |  |  |
| INTERCEPTIONS   | NO        | YDS        | AVG         | LG          | TD         |           |          |              |  |                    |  |  |  |  |  |  |  |  |  |         |     |     |     |    |    |  |  |  |  |         |    |    |     |    |   |  |  |  |  |         |    |    |     |    |   |  |  |  |  |           |   |   |     |   |   |  |  |  |  |            |   |   |     |   |   |  |  |  |  |              |           |           |            |           |          |  |  |  |  |         |     |     |     |       |    |    |    |     |  |            |    |   |     |      |   |    |   |      |  |             |   |   |    |     |   |    |   |       |  |              |           |           |            |             |          |           |          |             |  |           |    |     |     |    |    |  |  |  |  |           |   |    |      |    |   |  |  |  |  |          |   |    |      |    |   |  |  |  |  |             |   |    |      |    |   |  |  |  |  |         |   |    |      |    |   |  |  |  |  |         |   |    |      |    |   |  |  |  |  |          |   |   |     |   |   |  |  |  |  |          |   |   |     |   |   |  |  |  |  |           |   |    |      |    |   |  |  |  |  |              |           |            |             |           |          |  |  |  |  |               |    |     |     |    |    |  |  |  |  |     |   |   |   |   |   |  |  |  |  |              |          |          |          |          |          |  |  |  |  |         |    |     |     |     |        |    |  |  |  |            |   |     |      |      |     |    |  |  |  |              |          |            |             |             |            |           |  |  |  |              |    |     |     |    |    |    |  |  |  |         |   |   |     |   |   |   |  |  |  |              |          |          |            |          |          |          |  |  |  |                 |    |     |     |    |    |    |  |  |  |             |   |   |     |   |   |   |  |  |  |              |          |          |            |          |          |          |  |  |  |   |  |  |  |  |  |  |  |  |  |                  |  |  |  |  |  |  |  |  |  |         |     |     |     |    |    |  |  |  |  |              |    |    |     |    |   |  |  |  |  |          |   |    |     |   |   |  |  |  |  |           |   |    |     |   |   |  |  |  |  |          |   |   |     |   |   |  |  |  |  |            |   |    |      |    |   |  |  |  |  |              |           |           |            |           |          |  |  |  |  |         |     |     |     |       |    |    |    |     |  |         |    |    |     |     |   |    |   |       |  |            |   |   |    |     |   |    |   |       |  |              |           |           |            |            |          |           |          |              |  |           |    |     |     |    |    |  |  |  |  |            |   |    |      |    |   |  |  |  |  |              |   |    |      |    |   |  |  |  |  |         |   |    |      |    |   |  |  |  |  |          |   |    |      |    |   |  |  |  |  |           |   |    |     |   |   |  |  |  |  |            |   |    |      |    |   |  |  |  |  |            |   |    |      |    |   |  |  |  |  |           |   |   |     |   |   |  |  |  |  |              |           |            |             |           |          |  |  |  |  |               |    |     |     |    |    |  |  |  |  |            |   |    |      |     |   |  |  |  |  |           |   |    |      |     |   |  |  |  |  |              |          |           |             |            |          |  |  |  |  |         |    |     |     |     |        |    |  |  |  |           |   |     |      |      |     |    |  |  |  |              |          |            |             |             |            |           |  |  |  |              |    |     |     |    |    |    |  |  |  |           |   |    |     |   |   |   |  |  |  |                 |   |   |     |   |   |   |  |  |  |              |          |           |            |          |          |          |  |  |  |                 |    |     |     |    |    |    |  |  |  |           |   |    |      |   |    |   |  |  |  |           |   |    |      |   |    |   |  |  |  |             |   |   |     |   |   |   |  |  |  |              |          |           |             |          |           |          |  |  |  |
| T. Johnson  | 1         | 39         | 39.0        | 39t         | 1          |           |          |              |  |                    |  |  |  |  |  |  |  |  |  |         |     |     |     |    |    |  |  |  |  |         |    |    |     |    |   |  |  |  |  |         |    |    |     |    |   |  |  |  |  |           |   |   |     |   |   |  |  |  |  |            |   |   |     |   |   |  |  |  |  |              |           |           |            |           |          |  |  |  |  |         |     |     |     |       |    |    |    |     |  |            |    |   |     |      |   |    |   |      |  |             |   |   |    |     |   |    |   |       |  |              |           |           |            |             |          |           |          |             |  |           |    |     |     |    |    |  |  |  |  |           |   |    |      |    |   |  |  |  |  |          |   |    |      |    |   |  |  |  |  |             |   |    |      |    |   |  |  |  |  |         |   |    |      |    |   |  |  |  |  |         |   |    |      |    |   |  |  |  |  |          |   |   |     |   |   |  |  |  |  |          |   |   |     |   |   |  |  |  |  |           |   |    |      |    |   |  |  |  |  |              |           |            |             |           |          |  |  |  |  |               |    |     |     |    |    |  |  |  |  |     |   |   |   |   |   |  |  |  |  |              |          |          |          |          |          |  |  |  |  |         |    |     |     |     |        |    |  |  |  |            |   |     |      |      |     |    |  |  |  |              |          |            |             |             |            |           |  |  |  |              |    |     |     |    |    |    |  |  |  |         |   |   |     |   |   |   |  |  |  |              |          |          |            |          |          |          |  |  |  |                 |    |     |     |    |    |    |  |  |  |             |   |   |     |   |   |   |  |  |  |              |          |          |            |          |          |          |  |  |  |   |  |  |  |  |  |  |  |  |  |                  |  |  |  |  |  |  |  |  |  |         |     |     |     |    |    |  |  |  |  |              |    |    |     |    |   |  |  |  |  |          |   |    |     |   |   |  |  |  |  |           |   |    |     |   |   |  |  |  |  |          |   |   |     |   |   |  |  |  |  |            |   |    |      |    |   |  |  |  |  |              |           |           |            |           |          |  |  |  |  |         |     |     |     |       |    |    |    |     |  |         |    |    |     |     |   |    |   |       |  |            |   |   |    |     |   |    |   |       |  |              |           |           |            |            |          |           |          |              |  |           |    |     |     |    |    |  |  |  |  |            |   |    |      |    |   |  |  |  |  |              |   |    |      |    |   |  |  |  |  |         |   |    |      |    |   |  |  |  |  |          |   |    |      |    |   |  |  |  |  |           |   |    |     |   |   |  |  |  |  |            |   |    |      |    |   |  |  |  |  |            |   |    |      |    |   |  |  |  |  |           |   |   |     |   |   |  |  |  |  |              |           |            |             |           |          |  |  |  |  |               |    |     |     |    |    |  |  |  |  |            |   |    |      |     |   |  |  |  |  |           |   |    |      |     |   |  |  |  |  |              |          |           |             |            |          |  |  |  |  |         |    |     |     |     |        |    |  |  |  |           |   |     |      |      |     |    |  |  |  |              |          |            |             |             |            |           |  |  |  |              |    |     |     |    |    |    |  |  |  |           |   |    |     |   |   |   |  |  |  |                 |   |   |     |   |   |   |  |  |  |              |          |           |            |          |          |          |  |  |  |                 |    |     |     |    |    |    |  |  |  |           |   |    |      |   |    |   |  |  |  |           |   |    |      |   |    |   |  |  |  |             |   |   |     |   |   |   |  |  |  |              |          |           |             |          |           |          |  |  |  |
| L. Joyner   | 1         | 29         | 29.0        | 29t         | 1          |           |          |              |  |                    |  |  |  |  |  |  |  |  |  |         |     |     |     |    |    |  |  |  |  |         |    |    |     |    |   |  |  |  |  |         |    |    |     |    |   |  |  |  |  |           |   |   |     |   |   |  |  |  |  |            |   |   |     |   |   |  |  |  |  |              |           |           |            |           |          |  |  |  |  |         |     |     |     |       |    |    |    |     |  |            |    |   |     |      |   |    |   |      |  |             |   |   |    |     |   |    |   |       |  |              |           |           |            |             |          |           |          |             |  |           |    |     |     |    |    |  |  |  |  |           |   |    |      |    |   |  |  |  |  |          |   |    |      |    |   |  |  |  |  |             |   |    |      |    |   |  |  |  |  |         |   |    |      |    |   |  |  |  |  |         |   |    |      |    |   |  |  |  |  |          |   |   |     |   |   |  |  |  |  |          |   |   |     |   |   |  |  |  |  |           |   |    |      |    |   |  |  |  |  |              |           |            |             |           |          |  |  |  |  |               |    |     |     |    |    |  |  |  |  |     |   |   |   |   |   |  |  |  |  |              |          |          |          |          |          |  |  |  |  |         |    |     |     |     |        |    |  |  |  |            |   |     |      |      |     |    |  |  |  |              |          |            |             |             |            |           |  |  |  |              |    |     |     |    |    |    |  |  |  |         |   |   |     |   |   |   |  |  |  |              |          |          |            |          |          |          |  |  |  |                 |    |     |     |    |    |    |  |  |  |             |   |   |     |   |   |   |  |  |  |              |          |          |            |          |          |          |  |  |  |   |  |  |  |  |  |  |  |  |  |                  |  |  |  |  |  |  |  |  |  |         |     |     |     |    |    |  |  |  |  |              |    |    |     |    |   |  |  |  |  |          |   |    |     |   |   |  |  |  |  |           |   |    |     |   |   |  |  |  |  |          |   |   |     |   |   |  |  |  |  |            |   |    |      |    |   |  |  |  |  |              |           |           |            |           |          |  |  |  |  |         |     |     |     |       |    |    |    |     |  |         |    |    |     |     |   |    |   |       |  |            |   |   |    |     |   |    |   |       |  |              |           |           |            |            |          |           |          |              |  |           |    |     |     |    |    |  |  |  |  |            |   |    |      |    |   |  |  |  |  |              |   |    |      |    |   |  |  |  |  |         |   |    |      |    |   |  |  |  |  |          |   |    |      |    |   |  |  |  |  |           |   |    |     |   |   |  |  |  |  |            |   |    |      |    |   |  |  |  |  |            |   |    |      |    |   |  |  |  |  |           |   |   |     |   |   |  |  |  |  |              |           |            |             |           |          |  |  |  |  |               |    |     |     |    |    |  |  |  |  |            |   |    |      |     |   |  |  |  |  |           |   |    |      |     |   |  |  |  |  |              |          |           |             |            |          |  |  |  |  |         |    |     |     |     |        |    |  |  |  |           |   |     |      |      |     |    |  |  |  |              |          |            |             |             |            |           |  |  |  |              |    |     |     |    |    |    |  |  |  |           |   |    |     |   |   |   |  |  |  |                 |   |   |     |   |   |   |  |  |  |              |          |           |            |          |          |          |  |  |  |                 |    |     |     |    |    |    |  |  |  |           |   |    |      |   |    |   |  |  |  |           |   |    |      |   |    |   |  |  |  |             |   |   |     |   |   |   |  |  |  |              |          |           |             |          |           |          |  |  |  |
| <b>Total</b>  | <b>2</b>  | <b>68</b>  | <b>34.0</b> | <b>39t</b>  | <b>2</b>   |           |          |              |  |                    |  |  |  |  |  |  |  |  |  |         |     |     |     |    |    |  |  |  |  |         |    |    |     |    |   |  |  |  |  |         |    |    |     |    |   |  |  |  |  |           |   |   |     |   |   |  |  |  |  |            |   |   |     |   |   |  |  |  |  |              |           |           |            |           |          |  |  |  |  |         |     |     |     |       |    |    |    |     |  |            |    |   |     |      |   |    |   |      |  |             |   |   |    |     |   |    |   |       |  |              |           |           |            |             |          |           |          |             |  |           |    |     |     |    |    |  |  |  |  |           |   |    |      |    |   |  |  |  |  |          |   |    |      |    |   |  |  |  |  |             |   |    |      |    |   |  |  |  |  |         |   |    |      |    |   |  |  |  |  |         |   |    |      |    |   |  |  |  |  |          |   |   |     |   |   |  |  |  |  |          |   |   |     |   |   |  |  |  |  |           |   |    |      |    |   |  |  |  |  |              |           |            |             |           |          |  |  |  |  |               |    |     |     |    |    |  |  |  |  |     |   |   |   |   |   |  |  |  |  |              |          |          |          |          |          |  |  |  |  |         |    |     |     |     |        |    |  |  |  |            |   |     |      |      |     |    |  |  |  |              |          |            |             |             |            |           |  |  |  |              |    |     |     |    |    |    |  |  |  |         |   |   |     |   |   |   |  |  |  |              |          |          |            |          |          |          |  |  |  |                 |    |     |     |    |    |    |  |  |  |             |   |   |     |   |   |   |  |  |  |              |          |          |            |          |          |          |  |  |  |   |  |  |  |  |  |  |  |  |  |                  |  |  |  |  |  |  |  |  |  |         |     |     |     |    |    |  |  |  |  |              |    |    |     |    |   |  |  |  |  |          |   |    |     |   |   |  |  |  |  |           |   |    |     |   |   |  |  |  |  |          |   |   |     |   |   |  |  |  |  |            |   |    |      |    |   |  |  |  |  |              |           |           |            |           |          |  |  |  |  |         |     |     |     |       |    |    |    |     |  |         |    |    |     |     |   |    |   |       |  |            |   |   |    |     |   |    |   |       |  |              |           |           |            |            |          |           |          |              |  |           |    |     |     |    |    |  |  |  |  |            |   |    |      |    |   |  |  |  |  |              |   |    |      |    |   |  |  |  |  |         |   |    |      |    |   |  |  |  |  |          |   |    |      |    |   |  |  |  |  |           |   |    |     |   |   |  |  |  |  |            |   |    |      |    |   |  |  |  |  |            |   |    |      |    |   |  |  |  |  |           |   |   |     |   |   |  |  |  |  |              |           |            |             |           |          |  |  |  |  |               |    |     |     |    |    |  |  |  |  |            |   |    |      |     |   |  |  |  |  |           |   |    |      |     |   |  |  |  |  |              |          |           |             |            |          |  |  |  |  |         |    |     |     |     |        |    |  |  |  |           |   |     |      |      |     |    |  |  |  |              |          |            |             |             |            |           |  |  |  |              |    |     |     |    |    |    |  |  |  |           |   |    |     |   |   |   |  |  |  |                 |   |   |     |   |   |   |  |  |  |              |          |           |            |          |          |          |  |  |  |                 |    |     |     |    |    |    |  |  |  |           |   |    |      |   |    |   |  |  |  |           |   |    |      |   |    |   |  |  |  |             |   |   |     |   |   |   |  |  |  |              |          |           |             |          |           |          |  |  |  |
| PUNTING   | NO        | YDS        | AVG         | NET         | TB/120     | LG        |          |              |  |                    |  |  |  |  |  |  |  |  |  |         |     |     |     |    |    |  |  |  |  |         |    |    |     |    |   |  |  |  |  |         |    |    |     |    |   |  |  |  |  |           |   |   |     |   |   |  |  |  |  |            |   |   |     |   |   |  |  |  |  |              |           |           |            |           |          |  |  |  |  |         |     |     |     |       |    |    |    |     |  |            |    |   |     |      |   |    |   |      |  |             |   |   |    |     |   |    |   |       |  |              |           |           |            |             |          |           |          |             |  |           |    |     |     |    |    |  |  |  |  |           |   |    |      |    |   |  |  |  |  |          |   |    |      |    |   |  |  |  |  |             |   |    |      |    |   |  |  |  |  |         |   |    |      |    |   |  |  |  |  |         |   |    |      |    |   |  |  |  |  |          |   |   |     |   |   |  |  |  |  |          |   |   |     |   |   |  |  |  |  |           |   |    |      |    |   |  |  |  |  |              |           |            |             |           |          |  |  |  |  |               |    |     |     |    |    |  |  |  |  |     |   |   |   |   |   |  |  |  |  |              |          |          |          |          |          |  |  |  |  |         |    |     |     |     |        |    |  |  |  |            |   |     |      |      |     |    |  |  |  |              |          |            |             |             |            |           |  |  |  |              |    |     |     |    |    |    |  |  |  |         |   |   |     |   |   |   |  |  |  |              |          |          |            |          |          |          |  |  |  |                 |    |     |     |    |    |    |  |  |  |             |   |   |     |   |   |   |  |  |  |              |          |          |            |          |          |          |  |  |  |   |  |  |  |  |  |  |  |  |  |                  |  |  |  |  |  |  |  |  |  |         |     |     |     |    |    |  |  |  |  |              |    |    |     |    |   |  |  |  |  |          |   |    |     |   |   |  |  |  |  |           |   |    |     |   |   |  |  |  |  |          |   |   |     |   |   |  |  |  |  |            |   |    |      |    |   |  |  |  |  |              |           |           |            |           |          |  |  |  |  |         |     |     |     |       |    |    |    |     |  |         |    |    |     |     |   |    |   |       |  |            |   |   |    |     |   |    |   |       |  |              |           |           |            |            |          |           |          |              |  |           |    |     |     |    |    |  |  |  |  |            |   |    |      |    |   |  |  |  |  |              |   |    |      |    |   |  |  |  |  |         |   |    |      |    |   |  |  |  |  |          |   |    |      |    |   |  |  |  |  |           |   |    |     |   |   |  |  |  |  |            |   |    |      |    |   |  |  |  |  |            |   |    |      |    |   |  |  |  |  |           |   |   |     |   |   |  |  |  |  |              |           |            |             |           |          |  |  |  |  |               |    |     |     |    |    |  |  |  |  |            |   |    |      |     |   |  |  |  |  |           |   |    |      |     |   |  |  |  |  |              |          |           |             |            |          |  |  |  |  |         |    |     |     |     |        |    |  |  |  |           |   |     |      |      |     |    |  |  |  |              |          |            |             |             |            |           |  |  |  |              |    |     |     |    |    |    |  |  |  |           |   |    |     |   |   |   |  |  |  |                 |   |   |     |   |   |   |  |  |  |              |          |           |            |          |          |          |  |  |  |                 |    |     |     |    |    |    |  |  |  |           |   |    |      |   |    |   |  |  |  |           |   |    |      |   |    |   |  |  |  |             |   |   |     |   |   |   |  |  |  |              |          |           |             |          |           |          |  |  |  |
| J. Hekker   | 5         | 218        | 43.6        | 43.6        | 0/5        | 47        |          |              |  |                    |  |  |  |  |  |  |  |  |  |         |     |     |     |    |    |  |  |  |  |         |    |    |     |    |   |  |  |  |  |         |    |    |     |    |   |  |  |  |  |           |   |   |     |   |   |  |  |  |  |            |   |   |     |   |   |  |  |  |  |              |           |           |            |           |          |  |  |  |  |         |     |     |     |       |    |    |    |     |  |            |    |   |     |      |   |    |   |      |  |             |   |   |    |     |   |    |   |       |  |              |           |           |            |             |          |           |          |             |  |           |    |     |     |    |    |  |  |  |  |           |   |    |      |    |   |  |  |  |  |          |   |    |      |    |   |  |  |  |  |             |   |    |      |    |   |  |  |  |  |         |   |    |      |    |   |  |  |  |  |         |   |    |      |    |   |  |  |  |  |          |   |   |     |   |   |  |  |  |  |          |   |   |     |   |   |  |  |  |  |           |   |    |      |    |   |  |  |  |  |              |           |            |             |           |          |  |  |  |  |               |    |     |     |    |    |  |  |  |  |     |   |   |   |   |   |  |  |  |  |              |          |          |          |          |          |  |  |  |  |         |    |     |     |     |        |    |  |  |  |            |   |     |      |      |     |    |  |  |  |              |          |            |             |             |            |           |  |  |  |              |    |     |     |    |    |    |  |  |  |         |   |   |     |   |   |   |  |  |  |              |          |          |            |          |          |          |  |  |  |                 |    |     |     |    |    |    |  |  |  |             |   |   |     |   |   |   |  |  |  |              |          |          |            |          |          |          |  |  |  |   |  |  |  |  |  |  |  |  |  |                  |  |  |  |  |  |  |  |  |  |         |     |     |     |    |    |  |  |  |  |              |    |    |     |    |   |  |  |  |  |          |   |    |     |   |   |  |  |  |  |           |   |    |     |   |   |  |  |  |  |          |   |   |     |   |   |  |  |  |  |            |   |    |      |    |   |  |  |  |  |              |           |           |            |           |          |  |  |  |  |         |     |     |     |       |    |    |    |     |  |         |    |    |     |     |   |    |   |       |  |            |   |   |    |     |   |    |   |       |  |              |           |           |            |            |          |           |          |              |  |           |    |     |     |    |    |  |  |  |  |            |   |    |      |    |   |  |  |  |  |              |   |    |      |    |   |  |  |  |  |         |   |    |      |    |   |  |  |  |  |          |   |    |      |    |   |  |  |  |  |           |   |    |     |   |   |  |  |  |  |            |   |    |      |    |   |  |  |  |  |            |   |    |      |    |   |  |  |  |  |           |   |   |     |   |   |  |  |  |  |              |           |            |             |           |          |  |  |  |  |               |    |     |     |    |    |  |  |  |  |            |   |    |      |     |   |  |  |  |  |           |   |    |      |     |   |  |  |  |  |              |          |           |             |            |          |  |  |  |  |         |    |     |     |     |        |    |  |  |  |           |   |     |      |      |     |    |  |  |  |              |          |            |             |             |            |           |  |  |  |              |    |     |     |    |    |    |  |  |  |           |   |    |     |   |   |   |  |  |  |                 |   |   |     |   |   |   |  |  |  |              |          |           |            |          |          |          |  |  |  |                 |    |     |     |    |    |    |  |  |  |           |   |    |      |   |    |   |  |  |  |           |   |    |      |   |    |   |  |  |  |             |   |   |     |   |   |   |  |  |  |              |          |           |             |          |           |          |  |  |  |
| <b>Total</b>  | <b>5</b>  | <b>218</b> | <b>43.6</b> | <b>43.6</b> | <b>0/5</b> | <b>47</b> |          |              |  |                    |  |  |  |  |  |  |  |  |  |         |     |     |     |    |    |  |  |  |  |         |    |    |     |    |   |  |  |  |  |         |    |    |     |    |   |  |  |  |  |           |   |   |     |   |   |  |  |  |  |            |   |   |     |   |   |  |  |  |  |              |           |           |            |           |          |  |  |  |  |         |     |     |     |       |    |    |    |     |  |            |    |   |     |      |   |    |   |      |  |             |   |   |    |     |   |    |   |       |  |              |           |           |            |             |          |           |          |             |  |           |    |     |     |    |    |  |  |  |  |           |   |    |      |    |   |  |  |  |  |          |   |    |      |    |   |  |  |  |  |             |   |    |      |    |   |  |  |  |  |         |   |    |      |    |   |  |  |  |  |         |   |    |      |    |   |  |  |  |  |          |   |   |     |   |   |  |  |  |  |          |   |   |     |   |   |  |  |  |  |           |   |    |      |    |   |  |  |  |  |              |           |            |             |           |          |  |  |  |  |               |    |     |     |    |    |  |  |  |  |     |   |   |   |   |   |  |  |  |  |              |          |          |          |          |          |  |  |  |  |         |    |     |     |     |        |    |  |  |  |            |   |     |      |      |     |    |  |  |  |              |          |            |             |             |            |           |  |  |  |              |    |     |     |    |    |    |  |  |  |         |   |   |     |   |   |   |  |  |  |              |          |          |            |          |          |          |  |  |  |                 |    |     |     |    |    |    |  |  |  |             |   |   |     |   |   |   |  |  |  |              |          |          |            |          |          |          |  |  |  |   |  |  |  |  |  |  |  |  |  |                  |  |  |  |  |  |  |  |  |  |         |     |     |     |    |    |  |  |  |  |              |    |    |     |    |   |  |  |  |  |          |   |    |     |   |   |  |  |  |  |           |   |    |     |   |   |  |  |  |  |          |   |   |     |   |   |  |  |  |  |            |   |    |      |    |   |  |  |  |  |              |           |           |            |           |          |  |  |  |  |         |     |     |     |       |    |    |    |     |  |         |    |    |     |     |   |    |   |       |  |            |   |   |    |     |   |    |   |       |  |              |           |           |            |            |          |           |          |              |  |           |    |     |     |    |    |  |  |  |  |            |   |    |      |    |   |  |  |  |  |              |   |    |      |    |   |  |  |  |  |         |   |    |      |    |   |  |  |  |  |          |   |    |      |    |   |  |  |  |  |           |   |    |     |   |   |  |  |  |  |            |   |    |      |    |   |  |  |  |  |            |   |    |      |    |   |  |  |  |  |           |   |   |     |   |   |  |  |  |  |              |           |            |             |           |          |  |  |  |  |               |    |     |     |    |    |  |  |  |  |            |   |    |      |     |   |  |  |  |  |           |   |    |      |     |   |  |  |  |  |              |          |           |             |            |          |  |  |  |  |         |    |     |     |     |        |    |  |  |  |           |   |     |      |      |     |    |  |  |  |              |          |            |             |             |            |           |  |  |  |              |    |     |     |    |    |    |  |  |  |           |   |    |     |   |   |   |  |  |  |                 |   |   |     |   |   |   |  |  |  |              |          |           |            |          |          |          |  |  |  |                 |    |     |     |    |    |    |  |  |  |           |   |    |      |   |    |   |  |  |  |           |   |    |      |   |    |   |  |  |  |             |   |   |     |   |   |   |  |  |  |              |          |           |             |          |           |          |  |  |  |
| PUNT RETURNS  | NO        | YDS        | AVG         | FC          | LG         | TD        |          |              |  |                    |  |  |  |  |  |  |  |  |  |         |     |     |     |    |    |  |  |  |  |         |    |    |     |    |   |  |  |  |  |         |    |    |     |    |   |  |  |  |  |           |   |   |     |   |   |  |  |  |  |            |   |   |     |   |   |  |  |  |  |              |           |           |            |           |          |  |  |  |  |         |     |     |     |       |    |    |    |     |  |            |    |   |     |      |   |    |   |      |  |             |   |   |    |     |   |    |   |       |  |              |           |           |            |             |          |           |          |             |  |           |    |     |     |    |    |  |  |  |  |           |   |    |      |    |   |  |  |  |  |          |   |    |      |    |   |  |  |  |  |             |   |    |      |    |   |  |  |  |  |         |   |    |      |    |   |  |  |  |  |         |   |    |      |    |   |  |  |  |  |          |   |   |     |   |   |  |  |  |  |          |   |   |     |   |   |  |  |  |  |           |   |    |      |    |   |  |  |  |  |              |           |            |             |           |          |  |  |  |  |               |    |     |     |    |    |  |  |  |  |     |   |   |   |   |   |  |  |  |  |              |          |          |          |          |          |  |  |  |  |         |    |     |     |     |        |    |  |  |  |            |   |     |      |      |     |    |  |  |  |              |          |            |             |             |            |           |  |  |  |              |    |     |     |    |    |    |  |  |  |         |   |   |     |   |   |   |  |  |  |              |          |          |            |          |          |          |  |  |  |                 |    |     |     |    |    |    |  |  |  |             |   |   |     |   |   |   |  |  |  |              |          |          |            |          |          |          |  |  |  |   |  |  |  |  |  |  |  |  |  |                  |  |  |  |  |  |  |  |  |  |         |     |     |     |    |    |  |  |  |  |              |    |    |     |    |   |  |  |  |  |          |   |    |     |   |   |  |  |  |  |           |   |    |     |   |   |  |  |  |  |          |   |   |     |   |   |  |  |  |  |            |   |    |      |    |   |  |  |  |  |              |           |           |            |           |          |  |  |  |  |         |     |     |     |       |    |    |    |     |  |         |    |    |     |     |   |    |   |       |  |            |   |   |    |     |   |    |   |       |  |              |           |           |            |            |          |           |          |              |  |           |    |     |     |    |    |  |  |  |  |            |   |    |      |    |   |  |  |  |  |              |   |    |      |    |   |  |  |  |  |         |   |    |      |    |   |  |  |  |  |          |   |    |      |    |   |  |  |  |  |           |   |    |     |   |   |  |  |  |  |            |   |    |      |    |   |  |  |  |  |            |   |    |      |    |   |  |  |  |  |           |   |   |     |   |   |  |  |  |  |              |           |            |             |           |          |  |  |  |  |               |    |     |     |    |    |  |  |  |  |            |   |    |      |     |   |  |  |  |  |           |   |    |      |     |   |  |  |  |  |              |          |           |             |            |          |  |  |  |  |         |    |     |     |     |        |    |  |  |  |           |   |     |      |      |     |    |  |  |  |              |          |            |             |             |            |           |  |  |  |              |    |     |     |    |    |    |  |  |  |           |   |    |     |   |   |   |  |  |  |                 |   |   |     |   |   |   |  |  |  |              |          |           |            |          |          |          |  |  |  |                 |    |     |     |    |    |    |  |  |  |           |   |    |      |   |    |   |  |  |  |           |   |    |      |   |    |   |  |  |  |             |   |   |     |   |   |   |  |  |  |              |          |           |             |          |           |          |  |  |  |
| T. Austin   | 3         | 15         | 5.0         | 0           | 8          | 0         |          |              |  |                    |  |  |  |  |  |  |  |  |  |         |     |     |     |    |    |  |  |  |  |         |    |    |     |    |   |  |  |  |  |         |    |    |     |    |   |  |  |  |  |           |   |   |     |   |   |  |  |  |  |            |   |   |     |   |   |  |  |  |  |              |           |           |            |           |          |  |  |  |  |         |     |     |     |       |    |    |    |     |  |            |    |   |     |      |   |    |   |      |  |             |   |   |    |     |   |    |   |       |  |              |           |           |            |             |          |           |          |             |  |           |    |     |     |    |    |  |  |  |  |           |   |    |      |    |   |  |  |  |  |          |   |    |      |    |   |  |  |  |  |             |   |    |      |    |   |  |  |  |  |         |   |    |      |    |   |  |  |  |  |         |   |    |      |    |   |  |  |  |  |          |   |   |     |   |   |  |  |  |  |          |   |   |     |   |   |  |  |  |  |           |   |    |      |    |   |  |  |  |  |              |           |            |             |           |          |  |  |  |  |               |    |     |     |    |    |  |  |  |  |     |   |   |   |   |   |  |  |  |  |              |          |          |          |          |          |  |  |  |  |         |    |     |     |     |        |    |  |  |  |            |   |     |      |      |     |    |  |  |  |              |          |            |             |             |            |           |  |  |  |              |    |     |     |    |    |    |  |  |  |         |   |   |     |   |   |   |  |  |  |              |          |          |            |          |          |          |  |  |  |                 |    |     |     |    |    |    |  |  |  |             |   |   |     |   |   |   |  |  |  |              |          |          |            |          |          |          |  |  |  |   |  |  |  |  |  |  |  |  |  |                  |  |  |  |  |  |  |  |  |  |         |     |     |     |    |    |  |  |  |  |              |    |    |     |    |   |  |  |  |  |          |   |    |     |   |   |  |  |  |  |           |   |    |     |   |   |  |  |  |  |          |   |   |     |   |   |  |  |  |  |            |   |    |      |    |   |  |  |  |  |              |           |           |            |           |          |  |  |  |  |         |     |     |     |       |    |    |    |     |  |         |    |    |     |     |   |    |   |       |  |            |   |   |    |     |   |    |   |       |  |              |           |           |            |            |          |           |          |              |  |           |    |     |     |    |    |  |  |  |  |            |   |    |      |    |   |  |  |  |  |              |   |    |      |    |   |  |  |  |  |         |   |    |      |    |   |  |  |  |  |          |   |    |      |    |   |  |  |  |  |           |   |    |     |   |   |  |  |  |  |            |   |    |      |    |   |  |  |  |  |            |   |    |      |    |   |  |  |  |  |           |   |   |     |   |   |  |  |  |  |              |           |            |             |           |          |  |  |  |  |               |    |     |     |    |    |  |  |  |  |            |   |    |      |     |   |  |  |  |  |           |   |    |      |     |   |  |  |  |  |              |          |           |             |            |          |  |  |  |  |         |    |     |     |     |        |    |  |  |  |           |   |     |      |      |     |    |  |  |  |              |          |            |             |             |            |           |  |  |  |              |    |     |     |    |    |    |  |  |  |           |   |    |     |   |   |   |  |  |  |                 |   |   |     |   |   |   |  |  |  |              |          |           |            |          |          |          |  |  |  |                 |    |     |     |    |    |    |  |  |  |           |   |    |      |   |    |   |  |  |  |           |   |    |      |   |    |   |  |  |  |             |   |   |     |   |   |   |  |  |  |              |          |           |             |          |           |          |  |  |  |
| [OUT OF BOUNDS]   | 3         | 0          | 0.0         | 0           | 0          | 0         |          |              |  |                    |  |  |  |  |  |  |  |  |  |         |     |     |     |    |    |  |  |  |  |         |    |    |     |    |   |  |  |  |  |         |    |    |     |    |   |  |  |  |  |           |   |   |     |   |   |  |  |  |  |            |   |   |     |   |   |  |  |  |  |              |           |           |            |           |          |  |  |  |  |         |     |     |     |       |    |    |    |     |  |            |    |   |     |      |   |    |   |      |  |             |   |   |    |     |   |    |   |       |  |              |           |           |            |             |          |           |          |             |  |           |    |     |     |    |    |  |  |  |  |           |   |    |      |    |   |  |  |  |  |          |   |    |      |    |   |  |  |  |  |             |   |    |      |    |   |  |  |  |  |         |   |    |      |    |   |  |  |  |  |         |   |    |      |    |   |  |  |  |  |          |   |   |     |   |   |  |  |  |  |          |   |   |     |   |   |  |  |  |  |           |   |    |      |    |   |  |  |  |  |              |           |            |             |           |          |  |  |  |  |               |    |     |     |    |    |  |  |  |  |     |   |   |   |   |   |  |  |  |  |              |          |          |          |          |          |  |  |  |  |         |    |     |     |     |        |    |  |  |  |            |   |     |      |      |     |    |  |  |  |              |          |            |             |             |            |           |  |  |  |              |    |     |     |    |    |    |  |  |  |         |   |   |     |   |   |   |  |  |  |              |          |          |            |          |          |          |  |  |  |                 |    |     |     |    |    |    |  |  |  |             |   |   |     |   |   |   |  |  |  |              |          |          |            |          |          |          |  |  |  |   |  |  |  |  |  |  |  |  |  |                  |  |  |  |  |  |  |  |  |  |         |     |     |     |    |    |  |  |  |  |              |    |    |     |    |   |  |  |  |  |          |   |    |     |   |   |  |  |  |  |           |   |    |     |   |   |  |  |  |  |          |   |   |     |   |   |  |  |  |  |            |   |    |      |    |   |  |  |  |  |              |           |           |            |           |          |  |  |  |  |         |     |     |     |       |    |    |    |     |  |         |    |    |     |     |   |    |   |       |  |            |   |   |    |     |   |    |   |       |  |              |           |           |            |            |          |           |          |              |  |           |    |     |     |    |    |  |  |  |  |            |   |    |      |    |   |  |  |  |  |              |   |    |      |    |   |  |  |  |  |         |   |    |      |    |   |  |  |  |  |          |   |    |      |    |   |  |  |  |  |           |   |    |     |   |   |  |  |  |  |            |   |    |      |    |   |  |  |  |  |            |   |    |      |    |   |  |  |  |  |           |   |   |     |   |   |  |  |  |  |              |           |            |             |           |          |  |  |  |  |               |    |     |     |    |    |  |  |  |  |            |   |    |      |     |   |  |  |  |  |           |   |    |      |     |   |  |  |  |  |              |          |           |             |            |          |  |  |  |  |         |    |     |     |     |        |    |  |  |  |           |   |     |      |      |     |    |  |  |  |              |          |            |             |             |            |           |  |  |  |              |    |     |     |    |    |    |  |  |  |           |   |    |     |   |   |   |  |  |  |                 |   |   |     |   |   |   |  |  |  |              |          |           |            |          |          |          |  |  |  |                 |    |     |     |    |    |    |  |  |  |           |   |    |      |   |    |   |  |  |  |           |   |    |      |   |    |   |  |  |  |             |   |   |     |   |   |   |  |  |  |              |          |           |             |          |           |          |  |  |  |
| <b>Total</b>  | <b>3</b>  | <b>15</b>  | <b>5.0</b>  | <b>0</b>    | <b>8</b>   | <b>0</b>  |          |              |  |                    |  |  |  |  |  |  |  |  |  |         |     |     |     |    |    |  |  |  |  |         |    |    |     |    |   |  |  |  |  |         |    |    |     |    |   |  |  |  |  |           |   |   |     |   |   |  |  |  |  |            |   |   |     |   |   |  |  |  |  |              |           |           |            |           |          |  |  |  |  |         |     |     |     |       |    |    |    |     |  |            |    |   |     |      |   |    |   |      |  |             |   |   |    |     |   |    |   |       |  |              |           |           |            |             |          |           |          |             |  |           |    |     |     |    |    |  |  |  |  |           |   |    |      |    |   |  |  |  |  |          |   |    |      |    |   |  |  |  |  |             |   |    |      |    |   |  |  |  |  |         |   |    |      |    |   |  |  |  |  |         |   |    |      |    |   |  |  |  |  |          |   |   |     |   |   |  |  |  |  |          |   |   |     |   |   |  |  |  |  |           |   |    |      |    |   |  |  |  |  |              |           |            |             |           |          |  |  |  |  |               |    |     |     |    |    |  |  |  |  |     |   |   |   |   |   |  |  |  |  |              |          |          |          |          |          |  |  |  |  |         |    |     |     |     |        |    |  |  |  |            |   |     |      |      |     |    |  |  |  |              |          |            |             |             |            |           |  |  |  |              |    |     |     |    |    |    |  |  |  |         |   |   |     |   |   |   |  |  |  |              |          |          |            |          |          |          |  |  |  |                 |    |     |     |    |    |    |  |  |  |             |   |   |     |   |   |   |  |  |  |              |          |          |            |          |          |          |  |  |  |   |  |  |  |  |  |  |  |  |  |                  |  |  |  |  |  |  |  |  |  |         |     |     |     |    |    |  |  |  |  |              |    |    |     |    |   |  |  |  |  |          |   |    |     |   |   |  |  |  |  |           |   |    |     |   |   |  |  |  |  |          |   |   |     |   |   |  |  |  |  |            |   |    |      |    |   |  |  |  |  |              |           |           |            |           |          |  |  |  |  |         |     |     |     |       |    |    |    |     |  |         |    |    |     |     |   |    |   |       |  |            |   |   |    |     |   |    |   |       |  |              |           |           |            |            |          |           |          |              |  |           |    |     |     |    |    |  |  |  |  |            |   |    |      |    |   |  |  |  |  |              |   |    |      |    |   |  |  |  |  |         |   |    |      |    |   |  |  |  |  |          |   |    |      |    |   |  |  |  |  |           |   |    |     |   |   |  |  |  |  |            |   |    |      |    |   |  |  |  |  |            |   |    |      |    |   |  |  |  |  |           |   |   |     |   |   |  |  |  |  |              |           |            |             |           |          |  |  |  |  |               |    |     |     |    |    |  |  |  |  |            |   |    |      |     |   |  |  |  |  |           |   |    |      |     |   |  |  |  |  |              |          |           |             |            |          |  |  |  |  |         |    |     |     |     |        |    |  |  |  |           |   |     |      |      |     |    |  |  |  |              |          |            |             |             |            |           |  |  |  |              |    |     |     |    |    |    |  |  |  |           |   |    |     |   |   |   |  |  |  |                 |   |   |     |   |   |   |  |  |  |              |          |           |            |          |          |          |  |  |  |                 |    |     |     |    |    |    |  |  |  |           |   |    |      |   |    |   |  |  |  |           |   |    |      |   |    |   |  |  |  |             |   |   |     |   |   |   |  |  |  |              |          |           |             |          |           |          |  |  |  |
| KICKOFF RETURNS   | NO        | YDS        | AVG         | FC          | LG         | TD        |          |              |  |                    |  |  |  |  |  |  |  |  |  |         |     |     |     |    |    |  |  |  |  |         |    |    |     |    |   |  |  |  |  |         |    |    |     |    |   |  |  |  |  |           |   |   |     |   |   |  |  |  |  |            |   |   |     |   |   |  |  |  |  |              |           |           |            |           |          |  |  |  |  |         |     |     |     |       |    |    |    |     |  |            |    |   |     |      |   |    |   |      |  |             |   |   |    |     |   |    |   |       |  |              |           |           |            |             |          |           |          |             |  |           |    |     |     |    |    |  |  |  |  |           |   |    |      |    |   |  |  |  |  |          |   |    |      |    |   |  |  |  |  |             |   |    |      |    |   |  |  |  |  |         |   |    |      |    |   |  |  |  |  |         |   |    |      |    |   |  |  |  |  |          |   |   |     |   |   |  |  |  |  |          |   |   |     |   |   |  |  |  |  |           |   |    |      |    |   |  |  |  |  |              |           |            |             |           |          |  |  |  |  |               |    |     |     |    |    |  |  |  |  |     |   |   |   |   |   |  |  |  |  |              |          |          |          |          |          |  |  |  |  |         |    |     |     |     |        |    |  |  |  |            |   |     |      |      |     |    |  |  |  |              |          |            |             |             |            |           |  |  |  |              |    |     |     |    |    |    |  |  |  |         |   |   |     |   |   |   |  |  |  |              |          |          |            |          |          |          |  |  |  |                 |    |     |     |    |    |    |  |  |  |             |   |   |     |   |   |   |  |  |  |              |          |          |            |          |          |          |  |  |  |   |  |  |  |  |  |  |  |  |  |                  |  |  |  |  |  |  |  |  |  |         |     |     |     |    |    |  |  |  |  |              |    |    |     |    |   |  |  |  |  |          |   |    |     |   |   |  |  |  |  |           |   |    |     |   |   |  |  |  |  |          |   |   |     |   |   |  |  |  |  |            |   |    |      |    |   |  |  |  |  |              |           |           |            |           |          |  |  |  |  |         |     |     |     |       |    |    |    |     |  |         |    |    |     |     |   |    |   |       |  |            |   |   |    |     |   |    |   |       |  |              |           |           |            |            |          |           |          |              |  |           |    |     |     |    |    |  |  |  |  |            |   |    |      |    |   |  |  |  |  |              |   |    |      |    |   |  |  |  |  |         |   |    |      |    |   |  |  |  |  |          |   |    |      |    |   |  |  |  |  |           |   |    |     |   |   |  |  |  |  |            |   |    |      |    |   |  |  |  |  |            |   |    |      |    |   |  |  |  |  |           |   |   |     |   |   |  |  |  |  |              |           |            |             |           |          |  |  |  |  |               |    |     |     |    |    |  |  |  |  |            |   |    |      |     |   |  |  |  |  |           |   |    |      |     |   |  |  |  |  |              |          |           |             |            |          |  |  |  |  |         |    |     |     |     |        |    |  |  |  |           |   |     |      |      |     |    |  |  |  |              |          |            |             |             |            |           |  |  |  |              |    |     |     |    |    |    |  |  |  |           |   |    |     |   |   |   |  |  |  |                 |   |   |     |   |   |   |  |  |  |              |          |           |            |          |          |          |  |  |  |                 |    |     |     |    |    |    |  |  |  |           |   |    |      |   |    |   |  |  |  |           |   |    |      |   |    |   |  |  |  |             |   |   |     |   |   |   |  |  |  |              |          |           |             |          |           |          |  |  |  |
| P. Cooper   | 1         | 35         | 35.0        | 0           | 35         | 0         |          |              |  |                    |  |  |  |  |  |  |  |  |  |         |     |     |     |    |    |  |  |  |  |         |    |    |     |    |   |  |  |  |  |         |    |    |     |    |   |  |  |  |  |           |   |   |     |   |   |  |  |  |  |            |   |   |     |   |   |  |  |  |  |              |           |           |            |           |          |  |  |  |  |         |     |     |     |       |    |    |    |     |  |            |    |   |     |      |   |    |   |      |  |             |   |   |    |     |   |    |   |       |  |              |           |           |            |             |          |           |          |             |  |           |    |     |     |    |    |  |  |  |  |           |   |    |      |    |   |  |  |  |  |          |   |    |      |    |   |  |  |  |  |             |   |    |      |    |   |  |  |  |  |         |   |    |      |    |   |  |  |  |  |         |   |    |      |    |   |  |  |  |  |          |   |   |     |   |   |  |  |  |  |          |   |   |     |   |   |  |  |  |  |           |   |    |      |    |   |  |  |  |  |              |           |            |             |           |          |  |  |  |  |               |    |     |     |    |    |  |  |  |  |     |   |   |   |   |   |  |  |  |  |              |          |          |          |          |          |  |  |  |  |         |    |     |     |     |        |    |  |  |  |            |   |     |      |      |     |    |  |  |  |              |          |            |             |             |            |           |  |  |  |              |    |     |     |    |    |    |  |  |  |         |   |   |     |   |   |   |  |  |  |              |          |          |            |          |          |          |  |  |  |                 |    |     |     |    |    |    |  |  |  |             |   |   |     |   |   |   |  |  |  |              |          |          |            |          |          |          |  |  |  |   |  |  |  |  |  |  |  |  |  |                  |  |  |  |  |  |  |  |  |  |         |     |     |     |    |    |  |  |  |  |              |    |    |     |    |   |  |  |  |  |          |   |    |     |   |   |  |  |  |  |           |   |    |     |   |   |  |  |  |  |          |   |   |     |   |   |  |  |  |  |            |   |    |      |    |   |  |  |  |  |              |           |           |            |           |          |  |  |  |  |         |     |     |     |       |    |    |    |     |  |         |    |    |     |     |   |    |   |       |  |            |   |   |    |     |   |    |   |       |  |              |           |           |            |            |          |           |          |              |  |           |    |     |     |    |    |  |  |  |  |            |   |    |      |    |   |  |  |  |  |              |   |    |      |    |   |  |  |  |  |         |   |    |      |    |   |  |  |  |  |          |   |    |      |    |   |  |  |  |  |           |   |    |     |   |   |  |  |  |  |            |   |    |      |    |   |  |  |  |  |            |   |    |      |    |   |  |  |  |  |           |   |   |     |   |   |  |  |  |  |              |           |            |             |           |          |  |  |  |  |               |    |     |     |    |    |  |  |  |  |            |   |    |      |     |   |  |  |  |  |           |   |    |      |     |   |  |  |  |  |              |          |           |             |            |          |  |  |  |  |         |    |     |     |     |        |    |  |  |  |           |   |     |      |      |     |    |  |  |  |              |          |            |             |             |            |           |  |  |  |              |    |     |     |    |    |    |  |  |  |           |   |    |     |   |   |   |  |  |  |                 |   |   |     |   |   |   |  |  |  |              |          |           |            |          |          |          |  |  |  |                 |    |     |     |    |    |    |  |  |  |           |   |    |      |   |    |   |  |  |  |           |   |    |      |   |    |   |  |  |  |             |   |   |     |   |   |   |  |  |  |              |          |           |             |          |           |          |  |  |  |
| T. Austin   | 1         | 13         | 13.0        | 0           | 13         | 0         |          |              |  |                    |  |  |  |  |  |  |  |  |  |         |     |     |     |    |    |  |  |  |  |         |    |    |     |    |   |  |  |  |  |         |    |    |     |    |   |  |  |  |  |           |   |   |     |   |   |  |  |  |  |            |   |   |     |   |   |  |  |  |  |              |           |           |            |           |          |  |  |  |  |         |     |     |     |       |    |    |    |     |  |            |    |   |     |      |   |    |   |      |  |             |   |   |    |     |   |    |   |       |  |              |           |           |            |             |          |           |          |             |  |           |    |     |     |    |    |  |  |  |  |           |   |    |      |    |   |  |  |  |  |          |   |    |      |    |   |  |  |  |  |             |   |    |      |    |   |  |  |  |  |         |   |    |      |    |   |  |  |  |  |         |   |    |      |    |   |  |  |  |  |          |   |   |     |   |   |  |  |  |  |          |   |   |     |   |   |  |  |  |  |           |   |    |      |    |   |  |  |  |  |              |           |            |             |           |          |  |  |  |  |               |    |     |     |    |    |  |  |  |  |     |   |   |   |   |   |  |  |  |  |              |          |          |          |          |          |  |  |  |  |         |    |     |     |     |        |    |  |  |  |            |   |     |      |      |     |    |  |  |  |              |          |            |             |             |            |           |  |  |  |              |    |     |     |    |    |    |  |  |  |         |   |   |     |   |   |   |  |  |  |              |          |          |            |          |          |          |  |  |  |                 |    |     |     |    |    |    |  |  |  |             |   |   |     |   |   |   |  |  |  |              |          |          |            |          |          |          |  |  |  |   |  |  |  |  |  |  |  |  |  |                  |  |  |  |  |  |  |  |  |  |         |     |     |     |    |    |  |  |  |  |              |    |    |     |    |   |  |  |  |  |          |   |    |     |   |   |  |  |  |  |           |   |    |     |   |   |  |  |  |  |          |   |   |     |   |   |  |  |  |  |            |   |    |      |    |   |  |  |  |  |              |           |           |            |           |          |  |  |  |  |         |     |     |     |       |    |    |    |     |  |         |    |    |     |     |   |    |   |       |  |            |   |   |    |     |   |    |   |       |  |              |           |           |            |            |          |           |          |              |  |           |    |     |     |    |    |  |  |  |  |            |   |    |      |    |   |  |  |  |  |              |   |    |      |    |   |  |  |  |  |         |   |    |      |    |   |  |  |  |  |          |   |    |      |    |   |  |  |  |  |           |   |    |     |   |   |  |  |  |  |            |   |    |      |    |   |  |  |  |  |            |   |    |      |    |   |  |  |  |  |           |   |   |     |   |   |  |  |  |  |              |           |            |             |           |          |  |  |  |  |               |    |     |     |    |    |  |  |  |  |            |   |    |      |     |   |  |  |  |  |           |   |    |      |     |   |  |  |  |  |              |          |           |             |            |          |  |  |  |  |         |    |     |     |     |        |    |  |  |  |           |   |     |      |      |     |    |  |  |  |              |          |            |             |             |            |           |  |  |  |              |    |     |     |    |    |    |  |  |  |           |   |    |     |   |   |   |  |  |  |                 |   |   |     |   |   |   |  |  |  |              |          |           |            |          |          |          |  |  |  |                 |    |     |     |    |    |    |  |  |  |           |   |    |      |   |    |   |  |  |  |           |   |    |      |   |    |   |  |  |  |             |   |   |     |   |   |   |  |  |  |              |          |           |             |          |           |          |  |  |  |
| [TOUCHBACK]   | 1         | 0          | 0.0         | 0           | 0          | 0         |          |              |  |                    |  |  |  |  |  |  |  |  |  |         |     |     |     |    |    |  |  |  |  |         |    |    |     |    |   |  |  |  |  |         |    |    |     |    |   |  |  |  |  |           |   |   |     |   |   |  |  |  |  |            |   |   |     |   |   |  |  |  |  |              |           |           |            |           |          |  |  |  |  |         |     |     |     |       |    |    |    |     |  |            |    |   |     |      |   |    |   |      |  |             |   |   |    |     |   |    |   |       |  |              |           |           |            |             |          |           |          |             |  |           |    |     |     |    |    |  |  |  |  |           |   |    |      |    |   |  |  |  |  |          |   |    |      |    |   |  |  |  |  |             |   |    |      |    |   |  |  |  |  |         |   |    |      |    |   |  |  |  |  |         |   |    |      |    |   |  |  |  |  |          |   |   |     |   |   |  |  |  |  |          |   |   |     |   |   |  |  |  |  |           |   |    |      |    |   |  |  |  |  |              |           |            |             |           |          |  |  |  |  |               |    |     |     |    |    |  |  |  |  |     |   |   |   |   |   |  |  |  |  |              |          |          |          |          |          |  |  |  |  |         |    |     |     |     |        |    |  |  |  |            |   |     |      |      |     |    |  |  |  |              |          |            |             |             |            |           |  |  |  |              |    |     |     |    |    |    |  |  |  |         |   |   |     |   |   |   |  |  |  |              |          |          |            |          |          |          |  |  |  |                 |    |     |     |    |    |    |  |  |  |             |   |   |     |   |   |   |  |  |  |              |          |          |            |          |          |          |  |  |  |   |  |  |  |  |  |  |  |  |  |                  |  |  |  |  |  |  |  |  |  |         |     |     |     |    |    |  |  |  |  |              |    |    |     |    |   |  |  |  |  |          |   |    |     |   |   |  |  |  |  |           |   |    |     |   |   |  |  |  |  |          |   |   |     |   |   |  |  |  |  |            |   |    |      |    |   |  |  |  |  |              |           |           |            |           |          |  |  |  |  |         |     |     |     |       |    |    |    |     |  |         |    |    |     |     |   |    |   |       |  |            |   |   |    |     |   |    |   |       |  |              |           |           |            |            |          |           |          |              |  |           |    |     |     |    |    |  |  |  |  |            |   |    |      |    |   |  |  |  |  |              |   |    |      |    |   |  |  |  |  |         |   |    |      |    |   |  |  |  |  |          |   |    |      |    |   |  |  |  |  |           |   |    |     |   |   |  |  |  |  |            |   |    |      |    |   |  |  |  |  |            |   |    |      |    |   |  |  |  |  |           |   |   |     |   |   |  |  |  |  |              |           |            |             |           |          |  |  |  |  |               |    |     |     |    |    |  |  |  |  |            |   |    |      |     |   |  |  |  |  |           |   |    |      |     |   |  |  |  |  |              |          |           |             |            |          |  |  |  |  |         |    |     |     |     |        |    |  |  |  |           |   |     |      |      |     |    |  |  |  |              |          |            |             |             |            |           |  |  |  |              |    |     |     |    |    |    |  |  |  |           |   |    |     |   |   |   |  |  |  |                 |   |   |     |   |   |   |  |  |  |              |          |           |            |          |          |          |  |  |  |                 |    |     |     |    |    |    |  |  |  |           |   |    |      |   |    |   |  |  |  |           |   |    |      |   |    |   |  |  |  |             |   |   |     |   |   |   |  |  |  |              |          |           |             |          |           |          |  |  |  |
| <b>Total</b>  | <b>2</b>  | <b>48</b>  | <b>24.0</b> | <b>0</b>    | <b>35</b>  | <b>0</b>  |          |              |  |                    |  |  |  |  |  |  |  |  |  |         |     |     |     |    |    |  |  |  |  |         |    |    |     |    |   |  |  |  |  |         |    |    |     |    |   |  |  |  |  |           |   |   |     |   |   |  |  |  |  |            |   |   |     |   |   |  |  |  |  |              |           |           |            |           |          |  |  |  |  |         |     |     |     |       |    |    |    |     |  |            |    |   |     |      |   |    |   |      |  |             |   |   |    |     |   |    |   |       |  |              |           |           |            |             |          |           |          |             |  |           |    |     |     |    |    |  |  |  |  |           |   |    |      |    |   |  |  |  |  |          |   |    |      |    |   |  |  |  |  |             |   |    |      |    |   |  |  |  |  |         |   |    |      |    |   |  |  |  |  |         |   |    |      |    |   |  |  |  |  |          |   |   |     |   |   |  |  |  |  |          |   |   |     |   |   |  |  |  |  |           |   |    |      |    |   |  |  |  |  |              |           |            |             |           |          |  |  |  |  |               |    |     |     |    |    |  |  |  |  |     |   |   |   |   |   |  |  |  |  |              |          |          |          |          |          |  |  |  |  |         |    |     |     |     |        |    |  |  |  |            |   |     |      |      |     |    |  |  |  |              |          |            |             |             |            |           |  |  |  |              |    |     |     |    |    |    |  |  |  |         |   |   |     |   |   |   |  |  |  |              |          |          |            |          |          |          |  |  |  |                 |    |     |     |    |    |    |  |  |  |             |   |   |     |   |   |   |  |  |  |              |          |          |            |          |          |          |  |  |  |   |  |  |  |  |  |  |  |  |  |                  |  |  |  |  |  |  |  |  |  |         |     |     |     |    |    |  |  |  |  |              |    |    |     |    |   |  |  |  |  |          |   |    |     |   |   |  |  |  |  |           |   |    |     |   |   |  |  |  |  |          |   |   |     |   |   |  |  |  |  |            |   |    |      |    |   |  |  |  |  |              |           |           |            |           |          |  |  |  |  |         |     |     |     |       |    |    |    |     |  |         |    |    |     |     |   |    |   |       |  |            |   |   |    |     |   |    |   |       |  |              |           |           |            |            |          |           |          |              |  |           |    |     |     |    |    |  |  |  |  |            |   |    |      |    |   |  |  |  |  |              |   |    |      |    |   |  |  |  |  |         |   |    |      |    |   |  |  |  |  |          |   |    |      |    |   |  |  |  |  |           |   |    |     |   |   |  |  |  |  |            |   |    |      |    |   |  |  |  |  |            |   |    |      |    |   |  |  |  |  |           |   |   |     |   |   |  |  |  |  |              |           |            |             |           |          |  |  |  |  |               |    |     |     |    |    |  |  |  |  |            |   |    |      |     |   |  |  |  |  |           |   |    |      |     |   |  |  |  |  |              |          |           |             |            |          |  |  |  |  |         |    |     |     |     |        |    |  |  |  |           |   |     |      |      |     |    |  |  |  |              |          |            |             |             |            |           |  |  |  |              |    |     |     |    |    |    |  |  |  |           |   |    |     |   |   |   |  |  |  |                 |   |   |     |   |   |   |  |  |  |              |          |           |            |          |          |          |  |  |  |                 |    |     |     |    |    |    |  |  |  |           |   |    |      |   |    |   |  |  |  |           |   |    |      |   |    |   |  |  |  |             |   |   |     |   |   |   |  |  |  |              |          |           |             |          |           |          |  |  |  |

# DEFENSIVE STATISTICS (BASED ON COACHES' FILM REVIEW)

| PLAYER           | T | S | A | S-YDS | I-YDS | PD | FF | FR | PLAYER         | T         | S         | A         | S-YDS       | I-YDS       | PD       | FF       | FR       |
|------------------|---|---|---|-------|-------|----|----|----|----------------|-----------|-----------|-----------|-------------|-------------|----------|----------|----------|
| M. Brockers      | 6 | 3 | 3 | 0-0   | 0-0   | 0  | 0  | 0  | B. Countess    | 2         | 2         | 0         | 0-0         | 0-0         | 0        | 0        | 0        |
| A. Ogletree      | 5 | 3 | 2 | 0-0   | 0-0   | 1  | 0  | 0  | J. Johnson III | 2         | 1         | 1         | 0-0         | 0-0         | 0        | 0        | 0        |
| L. Joyner        | 4 | 3 | 1 | 0-0   | 1-29  | 1  | 0  | 0  | T. Smart       | 2         | 2         | 0         | 0-0         | 0-0         | 1        | 0        | 0        |
| S. Ebukam        | 4 | 1 | 3 | 0-0   | 0-0   | 0  | 0  | 0  | R. Quinn       | 2         | 2         | 0         | 1-7         | 0-0         | 0        | 0        | 0        |
| M. Barron        | 3 | 2 | 1 | 0-0   | 0-0   | 0  | 0  | 0  | M. Fox         | 2         | 2         | 0         | 0-0         | 0-0         | 0        | 0        | 0        |
| M. Alexander     | 3 | 1 | 2 | 0-0   | 0-0   | 0  | 0  | 0  | D. Hatfield    | 1         | 1         | 0         | 0-0         | 0-0         | 0        | 0        | 0        |
| E. Westbrook     | 3 | 2 | 1 | 1-6   | 0-0   | 0  | 0  | 0  | C. Davis       | 1         | 0         | 1         | 0-0         | 0-0         | 0        | 0        | 0        |
| T. Walker        | 3 | 2 | 1 | 1-7   | 0-0   | 0  | 0  | 0  | C. Littleton   | 1         | 1         | 0         | 0-0         | 0-0         | 0        | 1        | 0        |
| K. Webster       | 2 | 1 | 1 | 0-0   | 0-0   | 0  | 0  | 0  | M. Longacre    | 1         | 1         | 0         | 1-9         | 0-0         | 1        | 0        | 0        |
| T. Johnson       | 2 | 2 | 0 | 0-0   | 1-39  | 1  | 1  | 1  | C. Barwin      | 1         | 0         | 1         | 0-0         | 0-0         | 0        | 0        | 0        |
| N. Robey-Coleman | 2 | 2 | 0 | 0-0   | 0-0   | 1  | 0  | 0  | <b>TOTAL</b>   | <b>52</b> | <b>34</b> | <b>18</b> | <b>4-29</b> | <b>2-68</b> | <b>6</b> | <b>2</b> | <b>1</b> |







**WEATHER: 76 degrees, cloudy - ATTENDANCE: 56,612 - TIME: 3:10**

The Rams dropped a Week 2 contest against the Washington Redskins by a score of 27-20, falling to 1-1 on the season. L.A. trailed 20-10 heading into intermission, then proceeded to score 10-straight points to bring the game to a 20-20 tie with 7:16 remaining in the contest. Redskins QB Kirk Cousins orchestrated a game-winning drive capped off with an 11-yard pass to Ryan Grant for the go-ahead score with 1:49 left in the contest. Rams QB Jared Goff threw an interception on the ensuing possession, sealing the victory for the Redskins. Goff completed 15-of-25 passing attempts for 224 yards with one touchdown and one interception. Goff completed passes to nine different receivers, led by rookie TE Gerald Everett, who hauled in three passes for 95 yards (31.7 yards/reception) and a 69-yard long. RB Todd Gurley registered 16 carries, resulting in 88 yards and one touchdown. Gurley also added three receptions for 48 yards and one receiving touchdown. In total, the Rams posted 344 total yards of offense. Defensively, L.A. recorded 2.0 sacks with LB Alec Ogletree registering 1.0 sack and OLB Robert Quinn and DE Morgan Fox splitting a sack. The Redskins offense posted 229 yards rushing and 179 passing, featuring three running backs each posting over 65 yards.

## STARTING LINEUPS

### WASHINGTON REDSKINS

|       |             |        |               |
|-------|-------------|--------|---------------|
| LT 71 | T. Williams | DE 95  | J. Allen      |
| LG 77 | S. Lauvao   | DE 98  | M. Ioannidis  |
| C 61  | S. Long     | SLB 94 | P. Smith      |
| RG 75 | B. Scherff  | MLB 53 | Z. Brown      |
| RT 76 | M. Moses    | MLB 54 | M. Foster     |
| TE 86 | J. Reed     | WLB 91 | R. Kerrigan   |
| TE 85 | V. Davis    | CB 26  | B. Breeland   |
| TE 84 | N. Paul     | CB 24  | J. Norman     |
| WR 18 | J. Doctson  | SS 35  | M. Nicholson  |
| QB 8  | K. Cousins  | FS 36  | D. Swearinger |
| RB 20 | R. Kelley   | CB 29  | K. Fuller     |

### LOS ANGELES RAMS

|       |               |        |                  |
|-------|---------------|--------|------------------|
| WR 11 | T. Austin     | DT 95  | T. Walker        |
| TE 89 | T. Higbee     | NT 90  | M. Brockers      |
| LT 77 | A. Whitworth  | DT 99  | A. Donald        |
| LG 76 | R. Saffold    | OLB 94 | R. Quinn         |
| C 65  | J. Sullivan   | OLB 98 | C. Barwin        |
| RG 68 | J. Brown      | ILB 52 | A. Ogletree      |
| RT 79 | R. Havenstein | ILB 26 | M. Barron        |
| WR 12 | S. Watkins    | LCB 22 | T. Johnson       |
| WR 17 | R. Woods      | RCB 23 | N. Robey-Coleman |
| QB 16 | J. Goff       | SS 31  | M. Alexander     |
| RB 30 | T. Gurley II  | FS 20  | L. Joyner        |

**LOS ANGELES SUBSTITUTIONS:** K 4 G. Zuerlein, P 6 J. Hekker, WR 10 P. Cooper, WR 18 C. Kupp, DB 24 B. Countess, RB 34 M. Brown, CB 36 D. Hatfield, S 38 Co. Davis, S 43 J. Johnson, LS 44 J. McQuaide, CB 47 Kevin Peterson, OLB 50 S. Ebukam, LB 54 B. Hager, OLB 58 C. Littleton, T 63 D. Williams, C 66 A. Blythe, TE 81 Gerald Everett, WR 83 J. Reynolds, TE 86 D. Carrier, DT 92 T. Smart, DE 93 E. Westbrooks, DE 96 M. Longacre, DE 97 M. Fox

**LOS ANGELES DID NOT PLAY** QB 14 S. Mannion

**LOS ANGELES INACTIVES:** QB 8 B. Allen, CB 21 Kayvon Webster, RB 33 J. Davis, DB 41 M. Christian, OLB 51 E. Price, T 64 A. Donnal, T 73 C. Lucas

## SCORING SUMMARY

|                                    | 1 | 2  | 3 | 4 | OT | TOTAL | FIELD GOALS      |
|------------------------------------|---|----|---|---|----|-------|------------------|
| <b>VISITOR</b> Washington Redskins | 3 | 17 | 0 | 7 | -  | 27    | (41), (22), 51RU |
| <b>HOME</b> Los Angeles Rams       | 0 | 10 | 7 | 3 | -  | 20    | (32), (40)       |

### Clock

| TEAM     | Qtr | Time  | Play (Extra Point) (Drive Info)                                      | Visitor | Home |
|----------|-----|-------|--|---------|------|
| Redskins | 1   | 4:43  | D. Hopkins 41 yd. Field Goal (14-57, 7:24)                           | 3       | 0    |
| Redskins | 2   | 14:54 | C. Thompson 7 yd. Run (D. Hopkins kick) (6-65, 3:18)                 | 10      | 0    |
| Redskins | 2   | 12:06 | D. Hopkins 22 yd. Field Goal (7-26, 2:33)                            | 13      | 0    |
| Rams     | 2   | 9:59  | T. Gurley 1 yd. run (G. Zuerlein kick) (4-75, 2:07)                  | 13      | 7    |
| Rams     | 2   | 3:03  | G. Zuerlein 32 yd. Field Goal (9-54, 4:12)                           | 13      | 10   |
| Redskins | 2   | 1:44  | C. Thompson 61 yd. Run (D. Hopkins kick) (4-75, 1:19)                | 20      | 10   |
| Rams     | 3   | 8:43  | T. Gurley 18 yd. pass from J. Goff (G. Zuerlein kick) (6-93, 3:26)   | 20      | 17   |
| Rams     | 4   | 7:16  | G. Zuerlein 40 yd. Field Goal (14-53, 7:22)                          | 20      | 20   |
| Redskins | 4   | 1:49  | R. Grant 11 yd. pass from K. Cousins (D. Hopkins kick) (10-70, 5:27) | 27      | 20   |







**WEATHER: 68 degrees, mostly sunny - ATTENDANCE: 70,178 - TIME: 3:24**

The Rams rebounded after a Week 2 defeat with their second 40-plus point game in the first three games of the 2017 campaign under first year Head Coach Sean McVay. The Rams have 107 points through the first three weeks of the 2017 season (46, 20, 41). The last time the Rams had at least 100 points in the first three weeks of the season was in 2000, when they posted 119 points. QB Jared Goff continued his strong start to his second professional season, he completed 22-of-28 passing attempts for 292 yards with three touchdowns and a 145.8 QB rating. RB Todd Gurley finished the contest with 113 yards rushing and two touchdowns on the ground and another 36 yards receiving and one touchdown through the air. For the first time since 2006, the Rams had two 100-plus yard receivers in the same game as WRs Robert Woods and Sammy Watkins finished with 108 and 106 yards, respectively. The offensive line kept Goff clean all night, as they did not surrender a sack, the first time the team did not allow a sack since 1/3/2016, a Week 17 loss to the 49ers. CB Nickell Robey-Coleman intercepted his first pass as a member of the Rams defense on the first play from scrimmage. DE Matt Longacre recorded his second sack of the season, while DT Aaron Donald corralled 49ers QB Brian Hoyer for his first sack of the 2017 season, a game-clinching sack, sealing the Rams 41-39 victory.

## STARTING LINEUPS

### LOS ANGELES RAMS

|       |               |        |                  |
|-------|---------------|--------|------------------|
| WR 11 | T. Austin     | DT 95  | T. Walker        |
| TE 89 | T. Higbee     | NT 90  | M. Brockers      |
| LT 77 | A. Whitworth  | DT 99  | A. Donald        |
| LG 76 | R. Saffold    | OLB 94 | R. Quinn         |
| C 65  | J. Sullivan   | OLB 98 | C. Barwin        |
| RG 68 | J. Brown      | ILB 52 | A. Ogletree      |
| RT 79 | R. Havenstein | ILB 26 | M. Barron        |
| TE 86 | D. Carrier    | LCB 22 | T. Johnson       |
| WR 17 | R. Woods      | RCB 23 | N. Robey-Coleman |
| QB 16 | J. Goff       | SS 31  | M. Alexander     |
| RB 30 | T. Gurley II  | FS 20  | L. Joyner        |

### SAN FRANCISCO 49ERS

|       |              |         |              |
|-------|--------------|---------|--------------|
| WR 15 | P. Garcon    | LDE 91  | A. Armstead  |
| LT 74 | J. Staley    | LDT 90  | E. Mitchell  |
| LG 75 | L. Tomlinson | RDT 99  | D. Buckner   |
| C 67  | D. Kilgore   | DL 95   | T. Carradine |
| RG 63 | B. Fusco     | SAM 57  | E. Harold    |
| RT 77 | T. Brown     | MIKE 53 | N. Bowman    |
| TE 88 | G. Celek     | WILL 54 | R. Armstron  |
| WR 11 | M. Goodwin   | LCB 33  | R. Robinson  |
| QB 2  | B. Hoyer     | RCB 36  | D. Johnson   |
| RB 28 | C. Hyde      | SS 29   | J. Tartt     |
| FB 44 | K. Juszczyk  | FS 25   | J. Ward      |

**LOS ANGELES SUBSTITUTIONS:** K 4 G. Zuerlein, P 6 J. Hekker, WR 10 P. Cooper, WR 12 Sammy Watkins, WR 18 C. Kupp, DB 24 B. Countess, CB 32 T. Hill, RB 33 J. Davis, CB 36 D. Hatfield, S 38 Co. Davis, S 43 J. Johnson, LS 44 J. McQuaide, OLB 50 S. Ebukam, LB 54 B. Hager, OLB 58 C. Littleton, T 63 D. Williams, C 66 A. Blythe, TE 81 Gerald Everett, WR 83 J. Reynolds, DT 92 T. Smart, DE 93 E. Westbrooks, DE 96 M. Longacre, DE 97 M. Fox

**LOS ANGELES DID NOT PLAY** QB 14 S. Mannion

**LOS ANGELES INACTIVES:** QB 8 B. Allen, CB 21 Kayvon Webster, RB 34 M. Brown, DB 41 M. Christian, OLB 51 E. Price, T 64 A. Donnal, T 73 C. Lucas

## SCORING SUMMARY

|                                 | 1  | 2  | 3  | 4  | OT | TOTAL | FIELD GOALS |
|---------------------------------|----|----|----|----|----|-------|-------------|
| <b>VISITOR</b> Los Angeles Rams | 14 | 10 | 10 | 7  | -  | 41    | (36), (48)  |
| <b>HOME</b> San Francisco 49ers | 7  | 6  | 7  | 19 | -  | 39    | (48), (19)  |

| TEAM  | Qtr | Clock | Play (Extra Point) (Drive Info)                                     | Visitor | Home |
|-------|-----|-------|---|---------|------|
| Rams  | 1   | 14:48 | T. Gurley II 3 yd. run (G. Zuerlein kick) (1-3, 0:04)               | 7       | 0    |
| 49ers | 1   | 8:17  | B. Hoyer 9 yd. run (R. Gould kick) (14-81, 6:31)                    | 7       | 7    |
| Rams  | 1   | 4:32  | T. Gurley II 7 yd. run (G. Zuerlein kick) (8-75, 3:45)              | 14      | 7    |
| Rams  | 2   | 14:55 | G. Zuerlein 48 yd. Field Goal (7-38, 3:10)                          | 17      | 7    |
| 49ers | 2   | 9:37  | R. Gould 36 yd. Field Goal (4-6, 1:58)                              | 17      | 10   |
| 49ers | 2   | 3:46  | R. Gould 48 yd. Field Goal (8-47, 4:44)                             | 17      | 13   |
| Rams  | 2   | 0:49  | T. Gurley II 2 yd. run (G. Zuerlein kick) (9-75, 2:57)              | 24      | 13   |
| Rams  | 3   | 9:17  | G. Zuerlein 19 yd. Field Goal (10-74, 5:43)                         | 27      | 13   |
| 49ers | 3   | 5:40  | C. Hyde 1 yd. run (R. Gould kick) (10-75, 3:37)                     | 27      | 20   |
| Rams  | 3   | 0:17  | S. Watkins 1 yd. pass from J. Goff (G. Zuerlein kick) (10-75, 5:23) | 34      | 20   |
| 49ers | 4   | 12:50 | G. Celek 1 yd. pass from B. Hoyer (kick failed, wl) (6-75, 2:27)    | 34      | 26   |
| Rams  | 4   | 8:43  | S. Watkins 13 yd. pass from J. Goff (G. Zuerlein kick) (7-75, 4:07) | 41      | 26   |
| 49ers | 4   | 5:08  | T. Taylor 3 yd. pass from B. Hoyer (R. Gould kick) (4-64, 1:27)     | 41      | 33   |
| 49ers | 4   | 2:13  | C. Hyde 1 yd. run (pass failed) (8-29, 2:48)                        | 41      | 39   |



# FINAL TEAM STATISTICS

|  |             |              |                                       |             |              |
|--|-------------|--------------|---------------------------------------|-------------|--------------|
|  | <b>RAMS</b> | <b>49ERS</b> |                                       | <b>RAMS</b> | <b>49ERS</b> |
| <b>TOTAL FIRST DOWNS</b>                     | 26          | 25           | <b>FGs - PATs Had Blocked</b>         | 0-0         | 0-0          |
| By Rushing                                   | 7           | 7            | Net Punting Average                   | 52.0        | 41.5         |
| By Passing                                   | 14          | 15           | <b>TOTAL RETURN YARDAGE (W/O KOR)</b> | 25          | 9            |
| By Penalty                                   | 5           | 3            | No. and Yards Punt Returns            | 1-0         | 2-9          |
| <b>THIRD DOWN EFFICIENCY</b>                 | 8-12-67%    | 9-18-50%     | No. and Yards Kickoff Returns         | 3-83        | 3-56         |
| <b>FOURTH DOWN EFFICIENCY</b>                | 0-0-0%      | 2-3-67%      | No. and Yards Interception Returns    | 1-25        | 0-0          |
| <b>TOTAL NET YARDS</b>                       | 418         | 421          | <b>PENALTIES Number and Yards</b>     | 7-52        | 10-55        |
| Total Offensive Plays                        | 60          | 74           | <b>FUMBLES Number and Lost</b>        | 3-2         | 1-1          |
| Average gain per offensive play              | 7.0         | 5.7          | <b>TOUCHDOWNS</b>                     | 5           | 5            |
| <b>NET YARDS RUSHING</b>                     | 126         | 113          | Rushing                               | 2           | 3            |
| Total Rushing Plays                          | 32          | 33           | Passing                               | 3           | 2            |
| Average gain per rushing play                | 3.9         | 3.4          | Returns                               | 0           | 0            |
| Tackles for a loss-number and yards          | 3-4         | 2-4          | <b>EXTRA POINTS Made-Attempts</b>     | 5-5         | 3-4          |
| <b>NET YARDS PASSING</b>                     | 292         | 308          | Kicking Made-Attempts                 | 5-5         | 3-4          |
| Times thrown - yards lost attempting to pass | 0-0         | 4-24         | <b>FIELD GOALS Made-Attempts</b>      | 2-2         | 2-2          |
| Gross yards passing                          | 292         | 332          | <b>RED ZONE EFFICIENCY</b>            | 5-7-71%     | 5-6-83%      |
| <b>PASS ATTEMPTS-COMP-HAD INT</b>            | 28-22-0     | 37-23-1      | <b>GOAL TO GO EFFICIENCY</b>          | 3-4-75%     | 4-4-100%     |
| Avg gain per pass play                       | 10.4        | 7.5          | <b>SAFETIES</b>                       | 0           | 0            |
| <b>KICKOFFS Number-In End Zone-TBs</b>       | 8-4-4       | 8-7-4        | <b>FINAL SCORE</b>                    | 41          | 39           |
| <b>PUNTS Number and Average</b>              | 2-56.5      | 2-41.5       | <b>TIME OF POSSESSION</b>             | 29:43       | 30:17        |
| Had Blocked                                  | 0           | 0            |                                       |             |              |

# FINAL INDIVIDUAL STATISTICS

| <table border="0" style="width: 100%;"> <tr> <th colspan="6" style="text-align: left;">LOS ANGELES RAMS</th> </tr> <tr> <th>RUSHING</th> <th>ATT</th> <th>YDS</th> <th>AVG</th> <th>LG</th> <th>TD</th> </tr> <tr> <td>T. Gurley II</td> <td>28</td> <td>113</td> <td>4.0</td> <td>29</td> <td>2</td> </tr> <tr> <td>T. Austin</td> <td>3</td> <td>14</td> <td>4.7</td> <td>8</td> <td>0</td> </tr> <tr> <td>J. Goff</td> <td>1</td> <td>-1</td> <td>-1.0</td> <td>-1</td> <td>0</td> </tr> <tr> <td><b>Total</b></td> <td><b>32</b></td> <td><b>126</b></td> <td><b>3.9</b></td> <td><b>29</b></td> <td><b>2</b></td> </tr> </table><br><table border="0" style="width: 100%;"> <tr> <th>PASSING</th> <th>ATT</th> <th>CMP</th> <th>YDS</th> <th>SK/YD</th> <th>TD</th> <th>LG</th> <th>IN</th> <th>RT.</th> </tr> <tr> <td>J. Goff</td> <td>28</td> <td>22</td> <td>292</td> <td>0/0</td> <td>2</td> <td>47</td> <td>0</td> <td>145.8</td> </tr> <tr> <td><b>Total</b></td> <td><b>28</b></td> <td><b>22</b></td> <td><b>292</b></td> <td><b>0/0</b></td> <td><b>2</b></td> <td><b>47</b></td> <td><b>0</b></td> <td><b>145.8</b></td> </tr> </table><br><table border="0" style="width: 100%;"> <tr> <th>RECEIVING</th> <th>NO</th> <th>YDS</th> <th>AVG</th> <th>LG</th> <th>TD</th> </tr> <tr> <td>R. Woods</td> <td>6</td> <td>108</td> <td>18.0</td> <td>31</td> <td>0</td> </tr> <tr> <td>S. Watkins</td> <td>6</td> <td>106</td> <td>17.7</td> <td>47</td> <td>2</td> </tr> <tr> <td>T. Gurley II</td> <td>5</td> <td>36</td> <td>7.2</td> <td>27</td> <td>1</td> </tr> <tr> <td>C. Kupp</td> <td>2</td> <td>17</td> <td>8.5</td> <td>13</td> <td>0</td> </tr> <tr> <td>D. Carrier</td> <td>1</td> <td>17</td> <td>17.0</td> <td>17</td> <td>0</td> </tr> <tr> <td>T. Higbee</td> <td>1</td> <td>4</td> <td>4.0</td> <td>4</td> <td>0</td> </tr> <tr> <td>P. Cooper</td> <td>1</td> <td>4</td> <td>4.0</td> <td>4</td> <td>0</td> </tr> <tr> <td><b>Total</b></td> <td><b>22</b></td> <td><b>292</b></td> <td><b>13.3</b></td> <td><b>47</b></td> <td><b>3</b></td> </tr> </table><br><table border="0" style="width: 100%;"> <tr> <th>INTERCEPTIONS</th> <th>NO</th> <th>YDS</th> <th>AVG</th> <th>LG</th> <th>TD</th> </tr> <tr> <td>Nickell Robey-Coleman</td> <td>1</td> <td>25</td> <td>25.0</td> <td>25</td> <td>0</td> </tr> <tr> <td><b>Total</b></td> <td><b>1</b></td> <td><b>25</b></td> <td><b>25.0</b></td> <td><b>25</b></td> <td><b>0</b></td> </tr> </table><br><table border="0" style="width: 100%;"> <tr> <th>PUNTING</th> <th>NO</th> <th>YDS</th> <th>AVG</th> <th>NET</th> <th>TB/120</th> <th>LG</th> </tr> <tr> <td>J. Hekker</td> <td>2</td> <td>113</td> <td>56.5</td> <td>52.0</td> <td>0/0</td> <td>64</td> </tr> <tr> <td><b>Total</b></td> <td><b>2</b></td> <td><b>113</b></td> <td><b>56.5</b></td> <td><b>52.0</b></td> <td><b>0/0</b></td> <td><b>64</b></td> </tr> </table><br><table border="0" style="width: 100%;"> <tr> <th>PUNT RETURNS</th> <th>NO</th> <th>YDS</th> <th>AVG</th> <th>FC</th> <th>LG</th> <th>TD</th> </tr> <tr> <td>T. Austin</td> <td>1</td> <td>0</td> <td>0.0</td> <td>1</td> <td>0</td> <td>0</td> </tr> <tr> <td><b>Total</b></td> <td><b>1</b></td> <td><b>0</b></td> <td><b>0.0</b></td> <td><b>1</b></td> <td><b>0</b></td> <td><b>0</b></td> </tr> </table><br><table border="0" style="width: 100%;"> <tr> <th>KICKOFF RETURNS</th> <th>NO</th> <th>YDS</th> <th>AVG</th> <th>FC</th> <th>LG</th> <th>TD</th> </tr> <tr> <td>P. Cooper</td> <td>3</td> <td>83</td> <td>27.8</td> <td>0</td> <td>28</td> <td>0</td> </tr> <tr> <td>[TOUCHBACK]</td> <td>4</td> <td>0</td> <td>0.0</td> <td>0</td> <td>0</td> <td>0</td> </tr> <tr> <td><b>Total</b></td> <td><b>3</b></td> <td><b>83</b></td> <td><b>27.8</b></td> <td><b>0</b></td> <td><b>28</b></td> <td><b>0</b></td> </tr> </table> |           |            |             |             |            |           |          |              |  | LOS ANGELES RAMS |  |  |  |  |  | RUSHING | ATT | YDS | AVG | LG | TD | T. Gurley II | 28 | 113 | 4.0 | 29 | 2 | T. Austin | 3 | 14 | 4.7 | 8 | 0 | J. Goff | 1 | -1 | -1.0 | -1 | 0 | <b>Total</b> | <b>32</b> | <b>126</b> | <b>3.9</b> | <b>29</b> | <b>2</b> | PASSING | ATT | CMP | YDS | SK/YD | TD | LG | IN | RT. | J. Goff | 28 | 22 | 292 | 0/0 | 2 | 47 | 0 | 145.8 | <b>Total</b> | <b>28</b> | <b>22</b> | <b>292</b> | <b>0/0</b> | <b>2</b> | <b>47</b> | <b>0</b> | <b>145.8</b> | RECEIVING | NO | YDS | AVG | LG | TD | R. Woods | 6 | 108 | 18.0 | 31 | 0 | S. Watkins | 6 | 106 | 17.7 | 47 | 2 | T. Gurley II | 5 | 36 | 7.2 | 27 | 1 | C. Kupp | 2 | 17 | 8.5 | 13 | 0 | D. Carrier | 1 | 17 | 17.0 | 17 | 0 | T. Higbee | 1 | 4 | 4.0 | 4 | 0 | P. Cooper | 1 | 4 | 4.0 | 4 | 0 | <b>Total</b> | <b>22</b> | <b>292</b> | <b>13.3</b> | <b>47</b> | <b>3</b> | INTERCEPTIONS | NO | YDS | AVG | LG | TD | Nickell Robey-Coleman | 1 | 25 | 25.0 | 25 | 0 | <b>Total</b> | <b>1</b> | <b>25</b> | <b>25.0</b> | <b>25</b> | <b>0</b> | PUNTING | NO | YDS | AVG | NET | TB/120 | LG | J. Hekker | 2 | 113 | 56.5 | 52.0 | 0/0 | 64 | <b>Total</b> | <b>2</b> | <b>113</b> | <b>56.5</b> | <b>52.0</b> | <b>0/0</b> | <b>64</b> | PUNT RETURNS | NO | YDS | AVG | FC | LG | TD | T. Austin | 1 | 0 | 0.0 | 1 | 0 | 0 | <b>Total</b> | <b>1</b> | <b>0</b> | <b>0.0</b> | <b>1</b> | <b>0</b> | <b>0</b> | KICKOFF RETURNS | NO | YDS | AVG | FC | LG | TD | P. Cooper | 3 | 83 | 27.8 | 0 | 28 | 0 | [TOUCHBACK] | 4 | 0 | 0.0 | 0 | 0 | 0 | <b>Total</b> | <b>3</b> | <b>83</b> | <b>27.8</b> | <b>0</b> | <b>28</b> | <b>0</b> | <table border="0" style="width: 100%;"> <tr> <th colspan="6" style="text-align: left;">SAN FRANCISCO 49ERS</th> </tr> <tr> <th>RUSHING</th> <th>ATT</th> <th>YDS</th> <th>AVG</th> <th>LG</th> <th>TD</th> </tr> <tr> <td>C. Hyde</td> <td>25</td> <td>84</td> <td>3.4</td> <td>20</td> <td>2</td> </tr> <tr> <td>R. Mostert</td> <td>4</td> <td>11</td> <td>2.8</td> <td>7</td> <td>0</td> </tr> <tr> <td>M. Breida</td> <td>3</td> <td>9</td> <td>3.0</td> <td>10</td> <td>0</td> </tr> <tr> <td>K. Cousins</td> <td>1</td> <td>9</td> <td>9.0</td> <td>9t</td> <td>1</td> </tr> <tr> <td><b>Total</b></td> <td><b>33</b></td> <td><b>113</b></td> <td><b>3.4</b></td> <td><b>20</b></td> <td><b>3</b></td> </tr> </table><br><table border="0" style="width: 100%;"> <tr> <th>PASSING</th> <th>ATT</th> <th>CMP</th> <th>YDS</th> <th>SK/YD</th> <th>TD</th> <th>LG</th> <th>IN</th> <th>RT.</th> </tr> <tr> <td>B. Hoyer</td> <td>37</td> <td>23</td> <td>332</td> <td>4/24</td> <td>2</td> <td>59</td> <td>1</td> <td>98.0</td> </tr> <tr> <td><b>Total</b></td> <td><b>37</b></td> <td><b>23</b></td> <td><b>332</b></td> <td><b>4/24</b></td> <td><b>2</b></td> <td><b>59</b></td> <td><b>1</b></td> <td><b>98.0</b></td> </tr> </table><br><table border="0" style="width: 100%;"> <tr> <th>RECEIVING</th> <th>NO</th> <th>YDS</th> <th>AVG</th> <th>LG</th> <th>TD</th> </tr> <tr> <td>P. Garcon</td> <td>7</td> <td>142</td> <td>20.3</td> <td>59</td> <td>0</td> </tr> <tr> <td>T. Taylor</td> <td>3</td> <td>32</td> <td>10.7</td> <td>18</td> <td>1</td> </tr> <tr> <td>M. Breida</td> <td>3</td> <td>20</td> <td>6.7</td> <td>12</td> <td>0</td> </tr> <tr> <td>C. Hyde</td> <td>3</td> <td>10</td> <td>3.3</td> <td>5</td> <td>0</td> </tr> <tr> <td>M. Goodwin</td> <td>2</td> <td>62</td> <td>31.0</td> <td>50</td> <td>0</td> </tr> <tr> <td>A. Robinson</td> <td>2</td> <td>23</td> <td>11.5</td> <td>17</td> <td>0</td> </tr> <tr> <td>K. Juszczyk</td> <td>1</td> <td>34</td> <td>34.0</td> <td>34</td> <td>0</td> </tr> <tr> <td>G. Kittle</td> <td>1</td> <td>8</td> <td>8.0</td> <td>8</td> <td>0</td> </tr> <tr> <td>G. Celek</td> <td>1</td> <td>1</td> <td>1.0</td> <td>1t</td> <td>1</td> </tr> <tr> <td><b>Total</b></td> <td><b>23</b></td> <td><b>332</b></td> <td><b>14.4</b></td> <td><b>59</b></td> <td><b>2</b></td> </tr> </table><br><table border="0" style="width: 100%;"> <tr> <th>INTERCEPTIONS</th> <th>NO</th> <th>YDS</th> <th>AVG</th> <th>LG</th> <th>TD</th> </tr> <tr> <td><b>Total</b></td> <td><b>0</b></td> <td><b>0</b></td> <td><b>0.0</b></td> <td><b>0</b></td> <td><b>0</b></td> </tr> </table><br><table border="0" style="width: 100%;"> <tr> <th>PUNTING</th> <th>NO</th> <th>YDS</th> <th>AVG</th> <th>NET</th> <th>TB/120</th> <th>LG</th> </tr> <tr> <td>B. Pinion</td> <td>2</td> <td>83</td> <td>41.5</td> <td>41.5</td> <td>0/2</td> <td>51</td> </tr> <tr> <td><b>Total</b></td> <td><b>2</b></td> <td><b>83</b></td> <td><b>41.5</b></td> <td><b>41.5</b></td> <td><b>0/2</b></td> <td><b>51</b></td> </tr> </table><br><table border="0" style="width: 100%;"> <tr> <th>PUNT RETURNS</th> <th>NO</th> <th>YDS</th> <th>AVG</th> <th>FC</th> <th>LG</th> <th>TD</th> </tr> <tr> <td>T. Taylor</td> <td>1</td> <td>9</td> <td>9.0</td> <td>0</td> <td>9</td> <td>0</td> </tr> <tr> <td>V. Bolden</td> <td>1</td> <td>0</td> <td>0.0</td> <td>0</td> <td>0</td> <td>0</td> </tr> <tr> <td><b>Total</b></td> <td><b>2</b></td> <td><b>9</b></td> <td><b>4.5</b></td> <td><b>0</b></td> <td><b>9</b></td> <td><b>0</b></td> </tr> </table><br><table border="0" style="width: 100%;"> <tr> <th>KICKOFF RETURNS</th> <th>NO</th> <th>YDS</th> <th>AVG</th> <th>FC</th> <th>LG</th> <th>TD</th> </tr> <tr> <td>V. Bolden</td> <td>2</td> <td>36</td> <td>18.0</td> <td>0</td> <td>18</td> <td>0</td> </tr> <tr> <td>R. Mostert</td> <td>1</td> <td>20</td> <td>20.0</td> <td>0</td> <td>20</td> <td>0</td> </tr> <tr> <td>[OUT OF BOUNDS]</td> <td>1</td> <td>0</td> <td>0.0</td> <td>0</td> <td>0</td> <td>0</td> </tr> <tr> <td>[TOUCHBACK]</td> <td>4</td> <td>0</td> <td>0.0</td> <td>0</td> <td>0</td> <td>0</td> </tr> <tr> <td><b>Total</b></td> <td><b>3</b></td> <td><b>56</b></td> <td><b>18.7</b></td> <td><b>0</b></td> <td><b>20</b></td> <td><b>0</b></td> </tr> </table> |  |  |  |  |  |  |  |  |  | SAN FRANCISCO 49ERS |  |  |  |  |  | RUSHING | ATT | YDS | AVG | LG | TD | C. Hyde | 25 | 84 | 3.4 | 20 | 2 | R. Mostert | 4 | 11 | 2.8 | 7 | 0 | M. Breida | 3 | 9 | 3.0 | 10 | 0 | K. Cousins | 1 | 9 | 9.0 | 9t | 1 | <b>Total</b> | <b>33</b> | <b>113</b> | <b>3.4</b> | <b>20</b> | <b>3</b> | PASSING | ATT | CMP | YDS | SK/YD | TD | LG | IN | RT. | B. Hoyer | 37 | 23 | 332 | 4/24 | 2 | 59 | 1 | 98.0 | <b>Total</b> | <b>37</b> | <b>23</b> | <b>332</b> | <b>4/24</b> | <b>2</b> | <b>59</b> | <b>1</b> | <b>98.0</b> | RECEIVING | NO | YDS | AVG | LG | TD | P. Garcon | 7 | 142 | 20.3 | 59 | 0 | T. Taylor | 3 | 32 | 10.7 | 18 | 1 | M. Breida | 3 | 20 | 6.7 | 12 | 0 | C. Hyde | 3 | 10 | 3.3 | 5 | 0 | M. Goodwin | 2 | 62 | 31.0 | 50 | 0 | A. Robinson | 2 | 23 | 11.5 | 17 | 0 | K. Juszczyk | 1 | 34 | 34.0 | 34 | 0 | G. Kittle | 1 | 8 | 8.0 | 8 | 0 | G. Celek | 1 | 1 | 1.0 | 1t | 1 | <b>Total</b> | <b>23</b> | <b>332</b> | <b>14.4</b> | <b>59</b> | <b>2</b> | INTERCEPTIONS | NO | YDS | AVG | LG | TD | <b>Total</b> | <b>0</b> | <b>0</b> | <b>0.0</b> | <b>0</b> | <b>0</b> | PUNTING | NO | YDS | AVG | NET | TB/120 | LG | B. Pinion | 2 | 83 | 41.5 | 41.5 | 0/2 | 51 | <b>Total</b> | <b>2</b> | <b>83</b> | <b>41.5</b> | <b>41.5</b> | <b>0/2</b> | <b>51</b> | PUNT RETURNS | NO | YDS | AVG | FC | LG | TD | T. Taylor | 1 | 9 | 9.0 | 0 | 9 | 0 | V. Bolden | 1 | 0 | 0.0 | 0 | 0 | 0 | <b>Total</b> | <b>2</b> | <b>9</b> | <b>4.5</b> | <b>0</b> | <b>9</b> | <b>0</b> | KICKOFF RETURNS | NO | YDS | AVG | FC | LG | TD | V. Bolden | 2 | 36 | 18.0 | 0 | 18 | 0 | R. Mostert | 1 | 20 | 20.0 | 0 | 20 | 0 | [OUT OF BOUNDS] | 1 | 0 | 0.0 | 0 | 0 | 0 | [TOUCHBACK] | 4 | 0 | 0.0 | 0 | 0 | 0 | <b>Total</b> | <b>3</b> | <b>56</b> | <b>18.7</b> | <b>0</b> | <b>20</b> | <b>0</b> |
|--|-----------|------------|-------------|-------------|------------|-----------|----------|--------------|--|------------------|--|--|--|--|--|---------|-----|-----|-----|----|----|--------------|----|-----|-----|----|---|-----------|---|----|-----|---|---|---------|---|----|------|----|---|--------------|-----------|------------|------------|-----------|----------|---------|-----|-----|-----|-------|----|----|----|-----|---------|----|----|-----|-----|---|----|---|-------|--------------|-----------|-----------|------------|------------|----------|-----------|----------|--------------|-----------|----|-----|-----|----|----|----------|---|-----|------|----|---|------------|---|-----|------|----|---|--------------|---|----|-----|----|---|---------|---|----|-----|----|---|------------|---|----|------|----|---|-----------|---|---|-----|---|---|-----------|---|---|-----|---|---|--------------|-----------|------------|-------------|-----------|----------|---------------|----|-----|-----|----|----|-----------------------|---|----|------|----|---|--------------|----------|-----------|-------------|-----------|----------|---------|----|-----|-----|-----|--------|----|-----------|---|-----|------|------|-----|----|--------------|----------|------------|-------------|-------------|------------|-----------|--------------|----|-----|-----|----|----|----|-----------|---|---|-----|---|---|---|--------------|----------|----------|------------|----------|----------|----------|-----------------|----|-----|-----|----|----|----|-----------|---|----|------|---|----|---|-------------|---|---|-----|---|---|---|--------------|----------|-----------|-------------|----------|-----------|----------|--|--|--|--|--|--|--|--|--|--|---------------------|--|--|--|--|--|---------|-----|-----|-----|----|----|---------|----|----|-----|----|---|------------|---|----|-----|---|---|-----------|---|---|-----|----|---|------------|---|---|-----|----|---|--------------|-----------|------------|------------|-----------|----------|---------|-----|-----|-----|-------|----|----|----|-----|----------|----|----|-----|------|---|----|---|------|--------------|-----------|-----------|------------|-------------|----------|-----------|----------|-------------|-----------|----|-----|-----|----|----|-----------|---|-----|------|----|---|-----------|---|----|------|----|---|-----------|---|----|-----|----|---|---------|---|----|-----|---|---|------------|---|----|------|----|---|-------------|---|----|------|----|---|-------------|---|----|------|----|---|-----------|---|---|-----|---|---|----------|---|---|-----|----|---|--------------|-----------|------------|-------------|-----------|----------|---------------|----|-----|-----|----|----|--------------|----------|----------|------------|----------|----------|---------|----|-----|-----|-----|--------|----|-----------|---|----|------|------|-----|----|--------------|----------|-----------|-------------|-------------|------------|-----------|--------------|----|-----|-----|----|----|----|-----------|---|---|-----|---|---|---|-----------|---|---|-----|---|---|---|--------------|----------|----------|------------|----------|----------|----------|-----------------|----|-----|-----|----|----|----|-----------|---|----|------|---|----|---|------------|---|----|------|---|----|---|-----------------|---|---|-----|---|---|---|-------------|---|---|-----|---|---|---|--------------|----------|-----------|-------------|----------|-----------|----------|
| LOS ANGELES RAMS   |           |            |             |             |            |           |          |              |  |                  |  |  |  |  |  |         |     |     |     |    |    |              |    |     |     |    |   |           |   |    |     |   |   |         |   |    |      |    |   |              |           |            |            |           |          |         |     |     |     |       |    |    |    |     |         |    |    |     |     |   |    |   |       |              |           |           |            |            |          |           |          |              |           |    |     |     |    |    |          |   |     |      |    |   |            |   |     |      |    |   |              |   |    |     |    |   |         |   |    |     |    |   |            |   |    |      |    |   |           |   |   |     |   |   |           |   |   |     |   |   |              |           |            |             |           |          |               |    |     |     |    |    |                       |   |    |      |    |   |              |          |           |             |           |          |         |    |     |     |     |        |    |           |   |     |      |      |     |    |              |          |            |             |             |            |           |              |    |     |     |    |    |    |           |   |   |     |   |   |   |              |          |          |            |          |          |          |                 |    |     |     |    |    |    |           |   |    |      |   |    |   |             |   |   |     |   |   |   |              |          |           |             |          |           |          |  |  |  |  |  |  |  |  |  |  |                     |  |  |  |  |  |         |     |     |     |    |    |         |    |    |     |    |   |            |   |    |     |   |   |           |   |   |     |    |   |            |   |   |     |    |   |              |           |            |            |           |          |         |     |     |     |       |    |    |    |     |          |    |    |     |      |   |    |   |      |              |           |           |            |             |          |           |          |             |           |    |     |     |    |    |           |   |     |      |    |   |           |   |    |      |    |   |           |   |    |     |    |   |         |   |    |     |   |   |            |   |    |      |    |   |             |   |    |      |    |   |             |   |    |      |    |   |           |   |   |     |   |   |          |   |   |     |    |   |              |           |            |             |           |          |               |    |     |     |    |    |              |          |          |            |          |          |         |    |     |     |     |        |    |           |   |    |      |      |     |    |              |          |           |             |             |            |           |              |    |     |     |    |    |    |           |   |   |     |   |   |   |           |   |   |     |   |   |   |              |          |          |            |          |          |          |                 |    |     |     |    |    |    |           |   |    |      |   |    |   |            |   |    |      |   |    |   |                 |   |   |     |   |   |   |             |   |   |     |   |   |   |              |          |           |             |          |           |          |
| RUSHING  | ATT       | YDS        | AVG         | LG          | TD         |           |          |              |  |                  |  |  |  |  |  |         |     |     |     |    |    |              |    |     |     |    |   |           |   |    |     |   |   |         |   |    |      |    |   |              |           |            |            |           |          |         |     |     |     |       |    |    |    |     |         |    |    |     |     |   |    |   |       |              |           |           |            |            |          |           |          |              |           |    |     |     |    |    |          |   |     |      |    |   |            |   |     |      |    |   |              |   |    |     |    |   |         |   |    |     |    |   |            |   |    |      |    |   |           |   |   |     |   |   |           |   |   |     |   |   |              |           |            |             |           |          |               |    |     |     |    |    |                       |   |    |      |    |   |              |          |           |             |           |          |         |    |     |     |     |        |    |           |   |     |      |      |     |    |              |          |            |             |             |            |           |              |    |     |     |    |    |    |           |   |   |     |   |   |   |              |          |          |            |          |          |          |                 |    |     |     |    |    |    |           |   |    |      |   |    |   |             |   |   |     |   |   |   |              |          |           |             |          |           |          |  |  |  |  |  |  |  |  |  |  |                     |  |  |  |  |  |         |     |     |     |    |    |         |    |    |     |    |   |            |   |    |     |   |   |           |   |   |     |    |   |            |   |   |     |    |   |              |           |            |            |           |          |         |     |     |     |       |    |    |    |     |          |    |    |     |      |   |    |   |      |              |           |           |            |             |          |           |          |             |           |    |     |     |    |    |           |   |     |      |    |   |           |   |    |      |    |   |           |   |    |     |    |   |         |   |    |     |   |   |            |   |    |      |    |   |             |   |    |      |    |   |             |   |    |      |    |   |           |   |   |     |   |   |          |   |   |     |    |   |              |           |            |             |           |          |               |    |     |     |    |    |              |          |          |            |          |          |         |    |     |     |     |        |    |           |   |    |      |      |     |    |              |          |           |             |             |            |           |              |    |     |     |    |    |    |           |   |   |     |   |   |   |           |   |   |     |   |   |   |              |          |          |            |          |          |          |                 |    |     |     |    |    |    |           |   |    |      |   |    |   |            |   |    |      |   |    |   |                 |   |   |     |   |   |   |             |   |   |     |   |   |   |              |          |           |             |          |           |          |
| T. Gurley II   | 28        | 113        | 4.0         | 29          | 2          |           |          |              |  |                  |  |  |  |  |  |         |     |     |     |    |    |              |    |     |     |    |   |           |   |    |     |   |   |         |   |    |      |    |   |              |           |            |            |           |          |         |     |     |     |       |    |    |    |     |         |    |    |     |     |   |    |   |       |              |           |           |            |            |          |           |          |              |           |    |     |     |    |    |          |   |     |      |    |   |            |   |     |      |    |   |              |   |    |     |    |   |         |   |    |     |    |   |            |   |    |      |    |   |           |   |   |     |   |   |           |   |   |     |   |   |              |           |            |             |           |          |               |    |     |     |    |    |                       |   |    |      |    |   |              |          |           |             |           |          |         |    |     |     |     |        |    |           |   |     |      |      |     |    |              |          |            |             |             |            |           |              |    |     |     |    |    |    |           |   |   |     |   |   |   |              |          |          |            |          |          |          |                 |    |     |     |    |    |    |           |   |    |      |   |    |   |             |   |   |     |   |   |   |              |          |           |             |          |           |          |  |  |  |  |  |  |  |  |  |  |                     |  |  |  |  |  |         |     |     |     |    |    |         |    |    |     |    |   |            |   |    |     |   |   |           |   |   |     |    |   |            |   |   |     |    |   |              |           |            |            |           |          |         |     |     |     |       |    |    |    |     |          |    |    |     |      |   |    |   |      |              |           |           |            |             |          |           |          |             |           |    |     |     |    |    |           |   |     |      |    |   |           |   |    |      |    |   |           |   |    |     |    |   |         |   |    |     |   |   |            |   |    |      |    |   |             |   |    |      |    |   |             |   |    |      |    |   |           |   |   |     |   |   |          |   |   |     |    |   |              |           |            |             |           |          |               |    |     |     |    |    |              |          |          |            |          |          |         |    |     |     |     |        |    |           |   |    |      |      |     |    |              |          |           |             |             |            |           |              |    |     |     |    |    |    |           |   |   |     |   |   |   |           |   |   |     |   |   |   |              |          |          |            |          |          |          |                 |    |     |     |    |    |    |           |   |    |      |   |    |   |            |   |    |      |   |    |   |                 |   |   |     |   |   |   |             |   |   |     |   |   |   |              |          |           |             |          |           |          |
| T. Austin  | 3         | 14         | 4.7         | 8           | 0          |           |          |              |  |                  |  |  |  |  |  |         |     |     |     |    |    |              |    |     |     |    |   |           |   |    |     |   |   |         |   |    |      |    |   |              |           |            |            |           |          |         |     |     |     |       |    |    |    |     |         |    |    |     |     |   |    |   |       |              |           |           |            |            |          |           |          |              |           |    |     |     |    |    |          |   |     |      |    |   |            |   |     |      |    |   |              |   |    |     |    |   |         |   |    |     |    |   |            |   |    |      |    |   |           |   |   |     |   |   |           |   |   |     |   |   |              |           |            |             |           |          |               |    |     |     |    |    |                       |   |    |      |    |   |              |          |           |             |           |          |         |    |     |     |     |        |    |           |   |     |      |      |     |    |              |          |            |             |             |            |           |              |    |     |     |    |    |    |           |   |   |     |   |   |   |              |          |          |            |          |          |          |                 |    |     |     |    |    |    |           |   |    |      |   |    |   |             |   |   |     |   |   |   |              |          |           |             |          |           |          |  |  |  |  |  |  |  |  |  |  |                     |  |  |  |  |  |         |     |     |     |    |    |         |    |    |     |    |   |            |   |    |     |   |   |           |   |   |     |    |   |            |   |   |     |    |   |              |           |            |            |           |          |         |     |     |     |       |    |    |    |     |          |    |    |     |      |   |    |   |      |              |           |           |            |             |          |           |          |             |           |    |     |     |    |    |           |   |     |      |    |   |           |   |    |      |    |   |           |   |    |     |    |   |         |   |    |     |   |   |            |   |    |      |    |   |             |   |    |      |    |   |             |   |    |      |    |   |           |   |   |     |   |   |          |   |   |     |    |   |              |           |            |             |           |          |               |    |     |     |    |    |              |          |          |            |          |          |         |    |     |     |     |        |    |           |   |    |      |      |     |    |              |          |           |             |             |            |           |              |    |     |     |    |    |    |           |   |   |     |   |   |   |           |   |   |     |   |   |   |              |          |          |            |          |          |          |                 |    |     |     |    |    |    |           |   |    |      |   |    |   |            |   |    |      |   |    |   |                 |   |   |     |   |   |   |             |   |   |     |   |   |   |              |          |           |             |          |           |          |
| J. Goff  | 1         | -1         | -1.0        | -1          | 0          |           |          |              |  |                  |  |  |  |  |  |         |     |     |     |    |    |              |    |     |     |    |   |           |   |    |     |   |   |         |   |    |      |    |   |              |           |            |            |           |          |         |     |     |     |       |    |    |    |     |         |    |    |     |     |   |    |   |       |              |           |           |            |            |          |           |          |              |           |    |     |     |    |    |          |   |     |      |    |   |            |   |     |      |    |   |              |   |    |     |    |   |         |   |    |     |    |   |            |   |    |      |    |   |           |   |   |     |   |   |           |   |   |     |   |   |              |           |            |             |           |          |               |    |     |     |    |    |                       |   |    |      |    |   |              |          |           |             |           |          |         |    |     |     |     |        |    |           |   |     |      |      |     |    |              |          |            |             |             |            |           |              |    |     |     |    |    |    |           |   |   |     |   |   |   |              |          |          |            |          |          |          |                 |    |     |     |    |    |    |           |   |    |      |   |    |   |             |   |   |     |   |   |   |              |          |           |             |          |           |          |  |  |  |  |  |  |  |  |  |  |                     |  |  |  |  |  |         |     |     |     |    |    |         |    |    |     |    |   |            |   |    |     |   |   |           |   |   |     |    |   |            |   |   |     |    |   |              |           |            |            |           |          |         |     |     |     |       |    |    |    |     |          |    |    |     |      |   |    |   |      |              |           |           |            |             |          |           |          |             |           |    |     |     |    |    |           |   |     |      |    |   |           |   |    |      |    |   |           |   |    |     |    |   |         |   |    |     |   |   |            |   |    |      |    |   |             |   |    |      |    |   |             |   |    |      |    |   |           |   |   |     |   |   |          |   |   |     |    |   |              |           |            |             |           |          |               |    |     |     |    |    |              |          |          |            |          |          |         |    |     |     |     |        |    |           |   |    |      |      |     |    |              |          |           |             |             |            |           |              |    |     |     |    |    |    |           |   |   |     |   |   |   |           |   |   |     |   |   |   |              |          |          |            |          |          |          |                 |    |     |     |    |    |    |           |   |    |      |   |    |   |            |   |    |      |   |    |   |                 |   |   |     |   |   |   |             |   |   |     |   |   |   |              |          |           |             |          |           |          |
| <b>Total</b>   | <b>32</b> | <b>126</b> | <b>3.9</b>  | <b>29</b>   | <b>2</b>   |           |          |              |  |                  |  |  |  |  |  |         |     |     |     |    |    |              |    |     |     |    |   |           |   |    |     |   |   |         |   |    |      |    |   |              |           |            |            |           |          |         |     |     |     |       |    |    |    |     |         |    |    |     |     |   |    |   |       |              |           |           |            |            |          |           |          |              |           |    |     |     |    |    |          |   |     |      |    |   |            |   |     |      |    |   |              |   |    |     |    |   |         |   |    |     |    |   |            |   |    |      |    |   |           |   |   |     |   |   |           |   |   |     |   |   |              |           |            |             |           |          |               |    |     |     |    |    |                       |   |    |      |    |   |              |          |           |             |           |          |         |    |     |     |     |        |    |           |   |     |      |      |     |    |              |          |            |             |             |            |           |              |    |     |     |    |    |    |           |   |   |     |   |   |   |              |          |          |            |          |          |          |                 |    |     |     |    |    |    |           |   |    |      |   |    |   |             |   |   |     |   |   |   |              |          |           |             |          |           |          |  |  |  |  |  |  |  |  |  |  |                     |  |  |  |  |  |         |     |     |     |    |    |         |    |    |     |    |   |            |   |    |     |   |   |           |   |   |     |    |   |            |   |   |     |    |   |              |           |            |            |           |          |         |     |     |     |       |    |    |    |     |          |    |    |     |      |   |    |   |      |              |           |           |            |             |          |           |          |             |           |    |     |     |    |    |           |   |     |      |    |   |           |   |    |      |    |   |           |   |    |     |    |   |         |   |    |     |   |   |            |   |    |      |    |   |             |   |    |      |    |   |             |   |    |      |    |   |           |   |   |     |   |   |          |   |   |     |    |   |              |           |            |             |           |          |               |    |     |     |    |    |              |          |          |            |          |          |         |    |     |     |     |        |    |           |   |    |      |      |     |    |              |          |           |             |             |            |           |              |    |     |     |    |    |    |           |   |   |     |   |   |   |           |   |   |     |   |   |   |              |          |          |            |          |          |          |                 |    |     |     |    |    |    |           |   |    |      |   |    |   |            |   |    |      |   |    |   |                 |   |   |     |   |   |   |             |   |   |     |   |   |   |              |          |           |             |          |           |          |
| PASSING  | ATT       | CMP        | YDS         | SK/YD       | TD         | LG        | IN       | RT.          |  |                  |  |  |  |  |  |         |     |     |     |    |    |              |    |     |     |    |   |           |   |    |     |   |   |         |   |    |      |    |   |              |           |            |            |           |          |         |     |     |     |       |    |    |    |     |         |    |    |     |     |   |    |   |       |              |           |           |            |            |          |           |          |              |           |    |     |     |    |    |          |   |     |      |    |   |            |   |     |      |    |   |              |   |    |     |    |   |         |   |    |     |    |   |            |   |    |      |    |   |           |   |   |     |   |   |           |   |   |     |   |   |              |           |            |             |           |          |               |    |     |     |    |    |                       |   |    |      |    |   |              |          |           |             |           |          |         |    |     |     |     |        |    |           |   |     |      |      |     |    |              |          |            |             |             |            |           |              |    |     |     |    |    |    |           |   |   |     |   |   |   |              |          |          |            |          |          |          |                 |    |     |     |    |    |    |           |   |    |      |   |    |   |             |   |   |     |   |   |   |              |          |           |             |          |           |          |  |  |  |  |  |  |  |  |  |  |                     |  |  |  |  |  |         |     |     |     |    |    |         |    |    |     |    |   |            |   |    |     |   |   |           |   |   |     |    |   |            |   |   |     |    |   |              |           |            |            |           |          |         |     |     |     |       |    |    |    |     |          |    |    |     |      |   |    |   |      |              |           |           |            |             |          |           |          |             |           |    |     |     |    |    |           |   |     |      |    |   |           |   |    |      |    |   |           |   |    |     |    |   |         |   |    |     |   |   |            |   |    |      |    |   |             |   |    |      |    |   |             |   |    |      |    |   |           |   |   |     |   |   |          |   |   |     |    |   |              |           |            |             |           |          |               |    |     |     |    |    |              |          |          |            |          |          |         |    |     |     |     |        |    |           |   |    |      |      |     |    |              |          |           |             |             |            |           |              |    |     |     |    |    |    |           |   |   |     |   |   |   |           |   |   |     |   |   |   |              |          |          |            |          |          |          |                 |    |     |     |    |    |    |           |   |    |      |   |    |   |            |   |    |      |   |    |   |                 |   |   |     |   |   |   |             |   |   |     |   |   |   |              |          |           |             |          |           |          |
| J. Goff  | 28        | 22         | 292         | 0/0         | 2          | 47        | 0        | 145.8        |  |                  |  |  |  |  |  |         |     |     |     |    |    |              |    |     |     |    |   |           |   |    |     |   |   |         |   |    |      |    |   |              |           |            |            |           |          |         |     |     |     |       |    |    |    |     |         |    |    |     |     |   |    |   |       |              |           |           |            |            |          |           |          |              |           |    |     |     |    |    |          |   |     |      |    |   |            |   |     |      |    |   |              |   |    |     |    |   |         |   |    |     |    |   |            |   |    |      |    |   |           |   |   |     |   |   |           |   |   |     |   |   |              |           |            |             |           |          |               |    |     |     |    |    |                       |   |    |      |    |   |              |          |           |             |           |          |         |    |     |     |     |        |    |           |   |     |      |      |     |    |              |          |            |             |             |            |           |              |    |     |     |    |    |    |           |   |   |     |   |   |   |              |          |          |            |          |          |          |                 |    |     |     |    |    |    |           |   |    |      |   |    |   |             |   |   |     |   |   |   |              |          |           |             |          |           |          |  |  |  |  |  |  |  |  |  |  |                     |  |  |  |  |  |         |     |     |     |    |    |         |    |    |     |    |   |            |   |    |     |   |   |           |   |   |     |    |   |            |   |   |     |    |   |              |           |            |            |           |          |         |     |     |     |       |    |    |    |     |          |    |    |     |      |   |    |   |      |              |           |           |            |             |          |           |          |             |           |    |     |     |    |    |           |   |     |      |    |   |           |   |    |      |    |   |           |   |    |     |    |   |         |   |    |     |   |   |            |   |    |      |    |   |             |   |    |      |    |   |             |   |    |      |    |   |           |   |   |     |   |   |          |   |   |     |    |   |              |           |            |             |           |          |               |    |     |     |    |    |              |          |          |            |          |          |         |    |     |     |     |        |    |           |   |    |      |      |     |    |              |          |           |             |             |            |           |              |    |     |     |    |    |    |           |   |   |     |   |   |   |           |   |   |     |   |   |   |              |          |          |            |          |          |          |                 |    |     |     |    |    |    |           |   |    |      |   |    |   |            |   |    |      |   |    |   |                 |   |   |     |   |   |   |             |   |   |     |   |   |   |              |          |           |             |          |           |          |
| <b>Total</b>   | <b>28</b> | <b>22</b>  | <b>292</b>  | <b>0/0</b>  | <b>2</b>   | <b>47</b> | <b>0</b> | <b>145.8</b> |  |                  |  |  |  |  |  |         |     |     |     |    |    |              |    |     |     |    |   |           |   |    |     |   |   |         |   |    |      |    |   |              |           |            |            |           |          |         |     |     |     |       |    |    |    |     |         |    |    |     |     |   |    |   |       |              |           |           |            |            |          |           |          |              |           |    |     |     |    |    |          |   |     |      |    |   |            |   |     |      |    |   |              |   |    |     |    |   |         |   |    |     |    |   |            |   |    |      |    |   |           |   |   |     |   |   |           |   |   |     |   |   |              |           |            |             |           |          |               |    |     |     |    |    |                       |   |    |      |    |   |              |          |           |             |           |          |         |    |     |     |     |        |    |           |   |     |      |      |     |    |              |          |            |             |             |            |           |              |    |     |     |    |    |    |           |   |   |     |   |   |   |              |          |          |            |          |          |          |                 |    |     |     |    |    |    |           |   |    |      |   |    |   |             |   |   |     |   |   |   |              |          |           |             |          |           |          |  |  |  |  |  |  |  |  |  |  |                     |  |  |  |  |  |         |     |     |     |    |    |         |    |    |     |    |   |            |   |    |     |   |   |           |   |   |     |    |   |            |   |   |     |    |   |              |           |            |            |           |          |         |     |     |     |       |    |    |    |     |          |    |    |     |      |   |    |   |      |              |           |           |            |             |          |           |          |             |           |    |     |     |    |    |           |   |     |      |    |   |           |   |    |      |    |   |           |   |    |     |    |   |         |   |    |     |   |   |            |   |    |      |    |   |             |   |    |      |    |   |             |   |    |      |    |   |           |   |   |     |   |   |          |   |   |     |    |   |              |           |            |             |           |          |               |    |     |     |    |    |              |          |          |            |          |          |         |    |     |     |     |        |    |           |   |    |      |      |     |    |              |          |           |             |             |            |           |              |    |     |     |    |    |    |           |   |   |     |   |   |   |           |   |   |     |   |   |   |              |          |          |            |          |          |          |                 |    |     |     |    |    |    |           |   |    |      |   |    |   |            |   |    |      |   |    |   |                 |   |   |     |   |   |   |             |   |   |     |   |   |   |              |          |           |             |          |           |          |
| RECEIVING  | NO        | YDS        | AVG         | LG          | TD         |           |          |              |  |                  |  |  |  |  |  |         |     |     |     |    |    |              |    |     |     |    |   |           |   |    |     |   |   |         |   |    |      |    |   |              |           |            |            |           |          |         |     |     |     |       |    |    |    |     |         |    |    |     |     |   |    |   |       |              |           |           |            |            |          |           |          |              |           |    |     |     |    |    |          |   |     |      |    |   |            |   |     |      |    |   |              |   |    |     |    |   |         |   |    |     |    |   |            |   |    |      |    |   |           |   |   |     |   |   |           |   |   |     |   |   |              |           |            |             |           |          |               |    |     |     |    |    |                       |   |    |      |    |   |              |          |           |             |           |          |         |    |     |     |     |        |    |           |   |     |      |      |     |    |              |          |            |             |             |            |           |              |    |     |     |    |    |    |           |   |   |     |   |   |   |              |          |          |            |          |          |          |                 |    |     |     |    |    |    |           |   |    |      |   |    |   |             |   |   |     |   |   |   |              |          |           |             |          |           |          |  |  |  |  |  |  |  |  |  |  |                     |  |  |  |  |  |         |     |     |     |    |    |         |    |    |     |    |   |            |   |    |     |   |   |           |   |   |     |    |   |            |   |   |     |    |   |              |           |            |            |           |          |         |     |     |     |       |    |    |    |     |          |    |    |     |      |   |    |   |      |              |           |           |            |             |          |           |          |             |           |    |     |     |    |    |           |   |     |      |    |   |           |   |    |      |    |   |           |   |    |     |    |   |         |   |    |     |   |   |            |   |    |      |    |   |             |   |    |      |    |   |             |   |    |      |    |   |           |   |   |     |   |   |          |   |   |     |    |   |              |           |            |             |           |          |               |    |     |     |    |    |              |          |          |            |          |          |         |    |     |     |     |        |    |           |   |    |      |      |     |    |              |          |           |             |             |            |           |              |    |     |     |    |    |    |           |   |   |     |   |   |   |           |   |   |     |   |   |   |              |          |          |            |          |          |          |                 |    |     |     |    |    |    |           |   |    |      |   |    |   |            |   |    |      |   |    |   |                 |   |   |     |   |   |   |             |   |   |     |   |   |   |              |          |           |             |          |           |          |
| R. Woods   | 6         | 108        | 18.0        | 31          | 0          |           |          |              |  |                  |  |  |  |  |  |         |     |     |     |    |    |              |    |     |     |    |   |           |   |    |     |   |   |         |   |    |      |    |   |              |           |            |            |           |          |         |     |     |     |       |    |    |    |     |         |    |    |     |     |   |    |   |       |              |           |           |            |            |          |           |          |              |           |    |     |     |    |    |          |   |     |      |    |   |            |   |     |      |    |   |              |   |    |     |    |   |         |   |    |     |    |   |            |   |    |      |    |   |           |   |   |     |   |   |           |   |   |     |   |   |              |           |            |             |           |          |               |    |     |     |    |    |                       |   |    |      |    |   |              |          |           |             |           |          |         |    |     |     |     |        |    |           |   |     |      |      |     |    |              |          |            |             |             |            |           |              |    |     |     |    |    |    |           |   |   |     |   |   |   |              |          |          |            |          |          |          |                 |    |     |     |    |    |    |           |   |    |      |   |    |   |             |   |   |     |   |   |   |              |          |           |             |          |           |          |  |  |  |  |  |  |  |  |  |  |                     |  |  |  |  |  |         |     |     |     |    |    |         |    |    |     |    |   |            |   |    |     |   |   |           |   |   |     |    |   |            |   |   |     |    |   |              |           |            |            |           |          |         |     |     |     |       |    |    |    |     |          |    |    |     |      |   |    |   |      |              |           |           |            |             |          |           |          |             |           |    |     |     |    |    |           |   |     |      |    |   |           |   |    |      |    |   |           |   |    |     |    |   |         |   |    |     |   |   |            |   |    |      |    |   |             |   |    |      |    |   |             |   |    |      |    |   |           |   |   |     |   |   |          |   |   |     |    |   |              |           |            |             |           |          |               |    |     |     |    |    |              |          |          |            |          |          |         |    |     |     |     |        |    |           |   |    |      |      |     |    |              |          |           |             |             |            |           |              |    |     |     |    |    |    |           |   |   |     |   |   |   |           |   |   |     |   |   |   |              |          |          |            |          |          |          |                 |    |     |     |    |    |    |           |   |    |      |   |    |   |            |   |    |      |   |    |   |                 |   |   |     |   |   |   |             |   |   |     |   |   |   |              |          |           |             |          |           |          |
| S. Watkins   | 6         | 106        | 17.7        | 47          | 2          |           |          |              |  |                  |  |  |  |  |  |         |     |     |     |    |    |              |    |     |     |    |   |           |   |    |     |   |   |         |   |    |      |    |   |              |           |            |            |           |          |         |     |     |     |       |    |    |    |     |         |    |    |     |     |   |    |   |       |              |           |           |            |            |          |           |          |              |           |    |     |     |    |    |          |   |     |      |    |   |            |   |     |      |    |   |              |   |    |     |    |   |         |   |    |     |    |   |            |   |    |      |    |   |           |   |   |     |   |   |           |   |   |     |   |   |              |           |            |             |           |          |               |    |     |     |    |    |                       |   |    |      |    |   |              |          |           |             |           |          |         |    |     |     |     |        |    |           |   |     |      |      |     |    |              |          |            |             |             |            |           |              |    |     |     |    |    |    |           |   |   |     |   |   |   |              |          |          |            |          |          |          |                 |    |     |     |    |    |    |           |   |    |      |   |    |   |             |   |   |     |   |   |   |              |          |           |             |          |           |          |  |  |  |  |  |  |  |  |  |  |                     |  |  |  |  |  |         |     |     |     |    |    |         |    |    |     |    |   |            |   |    |     |   |   |           |   |   |     |    |   |            |   |   |     |    |   |              |           |            |            |           |          |         |     |     |     |       |    |    |    |     |          |    |    |     |      |   |    |   |      |              |           |           |            |             |          |           |          |             |           |    |     |     |    |    |           |   |     |      |    |   |           |   |    |      |    |   |           |   |    |     |    |   |         |   |    |     |   |   |            |   |    |      |    |   |             |   |    |      |    |   |             |   |    |      |    |   |           |   |   |     |   |   |          |   |   |     |    |   |              |           |            |             |           |          |               |    |     |     |    |    |              |          |          |            |          |          |         |    |     |     |     |        |    |           |   |    |      |      |     |    |              |          |           |             |             |            |           |              |    |     |     |    |    |    |           |   |   |     |   |   |   |           |   |   |     |   |   |   |              |          |          |            |          |          |          |                 |    |     |     |    |    |    |           |   |    |      |   |    |   |            |   |    |      |   |    |   |                 |   |   |     |   |   |   |             |   |   |     |   |   |   |              |          |           |             |          |           |          |
| T. Gurley II   | 5         | 36         | 7.2         | 27          | 1          |           |          |              |  |                  |  |  |  |  |  |         |     |     |     |    |    |              |    |     |     |    |   |           |   |    |     |   |   |         |   |    |      |    |   |              |           |            |            |           |          |         |     |     |     |       |    |    |    |     |         |    |    |     |     |   |    |   |       |              |           |           |            |            |          |           |          |              |           |    |     |     |    |    |          |   |     |      |    |   |            |   |     |      |    |   |              |   |    |     |    |   |         |   |    |     |    |   |            |   |    |      |    |   |           |   |   |     |   |   |           |   |   |     |   |   |              |           |            |             |           |          |               |    |     |     |    |    |                       |   |    |      |    |   |              |          |           |             |           |          |         |    |     |     |     |        |    |           |   |     |      |      |     |    |              |          |            |             |             |            |           |              |    |     |     |    |    |    |           |   |   |     |   |   |   |              |          |          |            |          |          |          |                 |    |     |     |    |    |    |           |   |    |      |   |    |   |             |   |   |     |   |   |   |              |          |           |             |          |           |          |  |  |  |  |  |  |  |  |  |  |                     |  |  |  |  |  |         |     |     |     |    |    |         |    |    |     |    |   |            |   |    |     |   |   |           |   |   |     |    |   |            |   |   |     |    |   |              |           |            |            |           |          |         |     |     |     |       |    |    |    |     |          |    |    |     |      |   |    |   |      |              |           |           |            |             |          |           |          |             |           |    |     |     |    |    |           |   |     |      |    |   |           |   |    |      |    |   |           |   |    |     |    |   |         |   |    |     |   |   |            |   |    |      |    |   |             |   |    |      |    |   |             |   |    |      |    |   |           |   |   |     |   |   |          |   |   |     |    |   |              |           |            |             |           |          |               |    |     |     |    |    |              |          |          |            |          |          |         |    |     |     |     |        |    |           |   |    |      |      |     |    |              |          |           |             |             |            |           |              |    |     |     |    |    |    |           |   |   |     |   |   |   |           |   |   |     |   |   |   |              |          |          |            |          |          |          |                 |    |     |     |    |    |    |           |   |    |      |   |    |   |            |   |    |      |   |    |   |                 |   |   |     |   |   |   |             |   |   |     |   |   |   |              |          |           |             |          |           |          |
| C. Kupp  | 2         | 17         | 8.5         | 13          | 0          |           |          |              |  |                  |  |  |  |  |  |         |     |     |     |    |    |              |    |     |     |    |   |           |   |    |     |   |   |         |   |    |      |    |   |              |           |            |            |           |          |         |     |     |     |       |    |    |    |     |         |    |    |     |     |   |    |   |       |              |           |           |            |            |          |           |          |              |           |    |     |     |    |    |          |   |     |      |    |   |            |   |     |      |    |   |              |   |    |     |    |   |         |   |    |     |    |   |            |   |    |      |    |   |           |   |   |     |   |   |           |   |   |     |   |   |              |           |            |             |           |          |               |    |     |     |    |    |                       |   |    |      |    |   |              |          |           |             |           |          |         |    |     |     |     |        |    |           |   |     |      |      |     |    |              |          |            |             |             |            |           |              |    |     |     |    |    |    |           |   |   |     |   |   |   |              |          |          |            |          |          |          |                 |    |     |     |    |    |    |           |   |    |      |   |    |   |             |   |   |     |   |   |   |              |          |           |             |          |           |          |  |  |  |  |  |  |  |  |  |  |                     |  |  |  |  |  |         |     |     |     |    |    |         |    |    |     |    |   |            |   |    |     |   |   |           |   |   |     |    |   |            |   |   |     |    |   |              |           |            |            |           |          |         |     |     |     |       |    |    |    |     |          |    |    |     |      |   |    |   |      |              |           |           |            |             |          |           |          |             |           |    |     |     |    |    |           |   |     |      |    |   |           |   |    |      |    |   |           |   |    |     |    |   |         |   |    |     |   |   |            |   |    |      |    |   |             |   |    |      |    |   |             |   |    |      |    |   |           |   |   |     |   |   |          |   |   |     |    |   |              |           |            |             |           |          |               |    |     |     |    |    |              |          |          |            |          |          |         |    |     |     |     |        |    |           |   |    |      |      |     |    |              |          |           |             |             |            |           |              |    |     |     |    |    |    |           |   |   |     |   |   |   |           |   |   |     |   |   |   |              |          |          |            |          |          |          |                 |    |     |     |    |    |    |           |   |    |      |   |    |   |            |   |    |      |   |    |   |                 |   |   |     |   |   |   |             |   |   |     |   |   |   |              |          |           |             |          |           |          |
| D. Carrier   | 1         | 17         | 17.0        | 17          | 0          |           |          |              |  |                  |  |  |  |  |  |         |     |     |     |    |    |              |    |     |     |    |   |           |   |    |     |   |   |         |   |    |      |    |   |              |           |            |            |           |          |         |     |     |     |       |    |    |    |     |         |    |    |     |     |   |    |   |       |              |           |           |            |            |          |           |          |              |           |    |     |     |    |    |          |   |     |      |    |   |            |   |     |      |    |   |              |   |    |     |    |   |         |   |    |     |    |   |            |   |    |      |    |   |           |   |   |     |   |   |           |   |   |     |   |   |              |           |            |             |           |          |               |    |     |     |    |    |                       |   |    |      |    |   |              |          |           |             |           |          |         |    |     |     |     |        |    |           |   |     |      |      |     |    |              |          |            |             |             |            |           |              |    |     |     |    |    |    |           |   |   |     |   |   |   |              |          |          |            |          |          |          |                 |    |     |     |    |    |    |           |   |    |      |   |    |   |             |   |   |     |   |   |   |              |          |           |             |          |           |          |  |  |  |  |  |  |  |  |  |  |                     |  |  |  |  |  |         |     |     |     |    |    |         |    |    |     |    |   |            |   |    |     |   |   |           |   |   |     |    |   |            |   |   |     |    |   |              |           |            |            |           |          |         |     |     |     |       |    |    |    |     |          |    |    |     |      |   |    |   |      |              |           |           |            |             |          |           |          |             |           |    |     |     |    |    |           |   |     |      |    |   |           |   |    |      |    |   |           |   |    |     |    |   |         |   |    |     |   |   |            |   |    |      |    |   |             |   |    |      |    |   |             |   |    |      |    |   |           |   |   |     |   |   |          |   |   |     |    |   |              |           |            |             |           |          |               |    |     |     |    |    |              |          |          |            |          |          |         |    |     |     |     |        |    |           |   |    |      |      |     |    |              |          |           |             |             |            |           |              |    |     |     |    |    |    |           |   |   |     |   |   |   |           |   |   |     |   |   |   |              |          |          |            |          |          |          |                 |    |     |     |    |    |    |           |   |    |      |   |    |   |            |   |    |      |   |    |   |                 |   |   |     |   |   |   |             |   |   |     |   |   |   |              |          |           |             |          |           |          |
| T. Higbee  | 1         | 4          | 4.0         | 4           | 0          |           |          |              |  |                  |  |  |  |  |  |         |     |     |     |    |    |              |    |     |     |    |   |           |   |    |     |   |   |         |   |    |      |    |   |              |           |            |            |           |          |         |     |     |     |       |    |    |    |     |         |    |    |     |     |   |    |   |       |              |           |           |            |            |          |           |          |              |           |    |     |     |    |    |          |   |     |      |    |   |            |   |     |      |    |   |              |   |    |     |    |   |         |   |    |     |    |   |            |   |    |      |    |   |           |   |   |     |   |   |           |   |   |     |   |   |              |           |            |             |           |          |               |    |     |     |    |    |                       |   |    |      |    |   |              |          |           |             |           |          |         |    |     |     |     |        |    |           |   |     |      |      |     |    |              |          |            |             |             |            |           |              |    |     |     |    |    |    |           |   |   |     |   |   |   |              |          |          |            |          |          |          |                 |    |     |     |    |    |    |           |   |    |      |   |    |   |             |   |   |     |   |   |   |              |          |           |             |          |           |          |  |  |  |  |  |  |  |  |  |  |                     |  |  |  |  |  |         |     |     |     |    |    |         |    |    |     |    |   |            |   |    |     |   |   |           |   |   |     |    |   |            |   |   |     |    |   |              |           |            |            |           |          |         |     |     |     |       |    |    |    |     |          |    |    |     |      |   |    |   |      |              |           |           |            |             |          |           |          |             |           |    |     |     |    |    |           |   |     |      |    |   |           |   |    |      |    |   |           |   |    |     |    |   |         |   |    |     |   |   |            |   |    |      |    |   |             |   |    |      |    |   |             |   |    |      |    |   |           |   |   |     |   |   |          |   |   |     |    |   |              |           |            |             |           |          |               |    |     |     |    |    |              |          |          |            |          |          |         |    |     |     |     |        |    |           |   |    |      |      |     |    |              |          |           |             |             |            |           |              |    |     |     |    |    |    |           |   |   |     |   |   |   |           |   |   |     |   |   |   |              |          |          |            |          |          |          |                 |    |     |     |    |    |    |           |   |    |      |   |    |   |            |   |    |      |   |    |   |                 |   |   |     |   |   |   |             |   |   |     |   |   |   |              |          |           |             |          |           |          |
| P. Cooper  | 1         | 4          | 4.0         | 4           | 0          |           |          |              |  |                  |  |  |  |  |  |         |     |     |     |    |    |              |    |     |     |    |   |           |   |    |     |   |   |         |   |    |      |    |   |              |           |            |            |           |          |         |     |     |     |       |    |    |    |     |         |    |    |     |     |   |    |   |       |              |           |           |            |            |          |           |          |              |           |    |     |     |    |    |          |   |     |      |    |   |            |   |     |      |    |   |              |   |    |     |    |   |         |   |    |     |    |   |            |   |    |      |    |   |           |   |   |     |   |   |           |   |   |     |   |   |              |           |            |             |           |          |               |    |     |     |    |    |                       |   |    |      |    |   |              |          |           |             |           |          |         |    |     |     |     |        |    |           |   |     |      |      |     |    |              |          |            |             |             |            |           |              |    |     |     |    |    |    |           |   |   |     |   |   |   |              |          |          |            |          |          |          |                 |    |     |     |    |    |    |           |   |    |      |   |    |   |             |   |   |     |   |   |   |              |          |           |             |          |           |          |  |  |  |  |  |  |  |  |  |  |                     |  |  |  |  |  |         |     |     |     |    |    |         |    |    |     |    |   |            |   |    |     |   |   |           |   |   |     |    |   |            |   |   |     |    |   |              |           |            |            |           |          |         |     |     |     |       |    |    |    |     |          |    |    |     |      |   |    |   |      |              |           |           |            |             |          |           |          |             |           |    |     |     |    |    |           |   |     |      |    |   |           |   |    |      |    |   |           |   |    |     |    |   |         |   |    |     |   |   |            |   |    |      |    |   |             |   |    |      |    |   |             |   |    |      |    |   |           |   |   |     |   |   |          |   |   |     |    |   |              |           |            |             |           |          |               |    |     |     |    |    |              |          |          |            |          |          |         |    |     |     |     |        |    |           |   |    |      |      |     |    |              |          |           |             |             |            |           |              |    |     |     |    |    |    |           |   |   |     |   |   |   |           |   |   |     |   |   |   |              |          |          |            |          |          |          |                 |    |     |     |    |    |    |           |   |    |      |   |    |   |            |   |    |      |   |    |   |                 |   |   |     |   |   |   |             |   |   |     |   |   |   |              |          |           |             |          |           |          |
| <b>Total</b>   | <b>22</b> | <b>292</b> | <b>13.3</b> | <b>47</b>   | <b>3</b>   |           |          |              |  |                  |  |  |  |  |  |         |     |     |     |    |    |              |    |     |     |    |   |           |   |    |     |   |   |         |   |    |      |    |   |              |           |            |            |           |          |         |     |     |     |       |    |    |    |     |         |    |    |     |     |   |    |   |       |              |           |           |            |            |          |           |          |              |           |    |     |     |    |    |          |   |     |      |    |   |            |   |     |      |    |   |              |   |    |     |    |   |         |   |    |     |    |   |            |   |    |      |    |   |           |   |   |     |   |   |           |   |   |     |   |   |              |           |            |             |           |          |               |    |     |     |    |    |                       |   |    |      |    |   |              |          |           |             |           |          |         |    |     |     |     |        |    |           |   |     |      |      |     |    |              |          |            |             |             |            |           |              |    |     |     |    |    |    |           |   |   |     |   |   |   |              |          |          |            |          |          |          |                 |    |     |     |    |    |    |           |   |    |      |   |    |   |             |   |   |     |   |   |   |              |          |           |             |          |           |          |  |  |  |  |  |  |  |  |  |  |                     |  |  |  |  |  |         |     |     |     |    |    |         |    |    |     |    |   |            |   |    |     |   |   |           |   |   |     |    |   |            |   |   |     |    |   |              |           |            |            |           |          |         |     |     |     |       |    |    |    |     |          |    |    |     |      |   |    |   |      |              |           |           |            |             |          |           |          |             |           |    |     |     |    |    |           |   |     |      |    |   |           |   |    |      |    |   |           |   |    |     |    |   |         |   |    |     |   |   |            |   |    |      |    |   |             |   |    |      |    |   |             |   |    |      |    |   |           |   |   |     |   |   |          |   |   |     |    |   |              |           |            |             |           |          |               |    |     |     |    |    |              |          |          |            |          |          |         |    |     |     |     |        |    |           |   |    |      |      |     |    |              |          |           |             |             |            |           |              |    |     |     |    |    |    |           |   |   |     |   |   |   |           |   |   |     |   |   |   |              |          |          |            |          |          |          |                 |    |     |     |    |    |    |           |   |    |      |   |    |   |            |   |    |      |   |    |   |                 |   |   |     |   |   |   |             |   |   |     |   |   |   |              |          |           |             |          |           |          |
| INTERCEPTIONS  | NO        | YDS        | AVG         | LG          | TD         |           |          |              |  |                  |  |  |  |  |  |         |     |     |     |    |    |              |    |     |     |    |   |           |   |    |     |   |   |         |   |    |      |    |   |              |           |            |            |           |          |         |     |     |     |       |    |    |    |     |         |    |    |     |     |   |    |   |       |              |           |           |            |            |          |           |          |              |           |    |     |     |    |    |          |   |     |      |    |   |            |   |     |      |    |   |              |   |    |     |    |   |         |   |    |     |    |   |            |   |    |      |    |   |           |   |   |     |   |   |           |   |   |     |   |   |              |           |            |             |           |          |               |    |     |     |    |    |                       |   |    |      |    |   |              |          |           |             |           |          |         |    |     |     |     |        |    |           |   |     |      |      |     |    |              |          |            |             |             |            |           |              |    |     |     |    |    |    |           |   |   |     |   |   |   |              |          |          |            |          |          |          |                 |    |     |     |    |    |    |           |   |    |      |   |    |   |             |   |   |     |   |   |   |              |          |           |             |          |           |          |  |  |  |  |  |  |  |  |  |  |                     |  |  |  |  |  |         |     |     |     |    |    |         |    |    |     |    |   |            |   |    |     |   |   |           |   |   |     |    |   |            |   |   |     |    |   |              |           |            |            |           |          |         |     |     |     |       |    |    |    |     |          |    |    |     |      |   |    |   |      |              |           |           |            |             |          |           |          |             |           |    |     |     |    |    |           |   |     |      |    |   |           |   |    |      |    |   |           |   |    |     |    |   |         |   |    |     |   |   |            |   |    |      |    |   |             |   |    |      |    |   |             |   |    |      |    |   |           |   |   |     |   |   |          |   |   |     |    |   |              |           |            |             |           |          |               |    |     |     |    |    |              |          |          |            |          |          |         |    |     |     |     |        |    |           |   |    |      |      |     |    |              |          |           |             |             |            |           |              |    |     |     |    |    |    |           |   |   |     |   |   |   |           |   |   |     |   |   |   |              |          |          |            |          |          |          |                 |    |     |     |    |    |    |           |   |    |      |   |    |   |            |   |    |      |   |    |   |                 |   |   |     |   |   |   |             |   |   |     |   |   |   |              |          |           |             |          |           |          |
| Nickell Robey-Coleman  | 1         | 25         | 25.0        | 25          | 0          |           |          |              |  |                  |  |  |  |  |  |         |     |     |     |    |    |              |    |     |     |    |   |           |   |    |     |   |   |         |   |    |      |    |   |              |           |            |            |           |          |         |     |     |     |       |    |    |    |     |         |    |    |     |     |   |    |   |       |              |           |           |            |            |          |           |          |              |           |    |     |     |    |    |          |   |     |      |    |   |            |   |     |      |    |   |              |   |    |     |    |   |         |   |    |     |    |   |            |   |    |      |    |   |           |   |   |     |   |   |           |   |   |     |   |   |              |           |            |             |           |          |               |    |     |     |    |    |                       |   |    |      |    |   |              |          |           |             |           |          |         |    |     |     |     |        |    |           |   |     |      |      |     |    |              |          |            |             |             |            |           |              |    |     |     |    |    |    |           |   |   |     |   |   |   |              |          |          |            |          |          |          |                 |    |     |     |    |    |    |           |   |    |      |   |    |   |             |   |   |     |   |   |   |              |          |           |             |          |           |          |  |  |  |  |  |  |  |  |  |  |                     |  |  |  |  |  |         |     |     |     |    |    |         |    |    |     |    |   |            |   |    |     |   |   |           |   |   |     |    |   |            |   |   |     |    |   |              |           |            |            |           |          |         |     |     |     |       |    |    |    |     |          |    |    |     |      |   |    |   |      |              |           |           |            |             |          |           |          |             |           |    |     |     |    |    |           |   |     |      |    |   |           |   |    |      |    |   |           |   |    |     |    |   |         |   |    |     |   |   |            |   |    |      |    |   |             |   |    |      |    |   |             |   |    |      |    |   |           |   |   |     |   |   |          |   |   |     |    |   |              |           |            |             |           |          |               |    |     |     |    |    |              |          |          |            |          |          |         |    |     |     |     |        |    |           |   |    |      |      |     |    |              |          |           |             |             |            |           |              |    |     |     |    |    |    |           |   |   |     |   |   |   |           |   |   |     |   |   |   |              |          |          |            |          |          |          |                 |    |     |     |    |    |    |           |   |    |      |   |    |   |            |   |    |      |   |    |   |                 |   |   |     |   |   |   |             |   |   |     |   |   |   |              |          |           |             |          |           |          |
| <b>Total</b>   | <b>1</b>  | <b>25</b>  | <b>25.0</b> | <b>25</b>   | <b>0</b>   |           |          |              |  |                  |  |  |  |  |  |         |     |     |     |    |    |              |    |     |     |    |   |           |   |    |     |   |   |         |   |    |      |    |   |              |           |            |            |           |          |         |     |     |     |       |    |    |    |     |         |    |    |     |     |   |    |   |       |              |           |           |            |            |          |           |          |              |           |    |     |     |    |    |          |   |     |      |    |   |            |   |     |      |    |   |              |   |    |     |    |   |         |   |    |     |    |   |            |   |    |      |    |   |           |   |   |     |   |   |           |   |   |     |   |   |              |           |            |             |           |          |               |    |     |     |    |    |                       |   |    |      |    |   |              |          |           |             |           |          |         |    |     |     |     |        |    |           |   |     |      |      |     |    |              |          |            |             |             |            |           |              |    |     |     |    |    |    |           |   |   |     |   |   |   |              |          |          |            |          |          |          |                 |    |     |     |    |    |    |           |   |    |      |   |    |   |             |   |   |     |   |   |   |              |          |           |             |          |           |          |  |  |  |  |  |  |  |  |  |  |                     |  |  |  |  |  |         |     |     |     |    |    |         |    |    |     |    |   |            |   |    |     |   |   |           |   |   |     |    |   |            |   |   |     |    |   |              |           |            |            |           |          |         |     |     |     |       |    |    |    |     |          |    |    |     |      |   |    |   |      |              |           |           |            |             |          |           |          |             |           |    |     |     |    |    |           |   |     |      |    |   |           |   |    |      |    |   |           |   |    |     |    |   |         |   |    |     |   |   |            |   |    |      |    |   |             |   |    |      |    |   |             |   |    |      |    |   |           |   |   |     |   |   |          |   |   |     |    |   |              |           |            |             |           |          |               |    |     |     |    |    |              |          |          |            |          |          |         |    |     |     |     |        |    |           |   |    |      |      |     |    |              |          |           |             |             |            |           |              |    |     |     |    |    |    |           |   |   |     |   |   |   |           |   |   |     |   |   |   |              |          |          |            |          |          |          |                 |    |     |     |    |    |    |           |   |    |      |   |    |   |            |   |    |      |   |    |   |                 |   |   |     |   |   |   |             |   |   |     |   |   |   |              |          |           |             |          |           |          |
| PUNTING  | NO        | YDS        | AVG         | NET         | TB/120     | LG        |          |              |  |                  |  |  |  |  |  |         |     |     |     |    |    |              |    |     |     |    |   |           |   |    |     |   |   |         |   |    |      |    |   |              |           |            |            |           |          |         |     |     |     |       |    |    |    |     |         |    |    |     |     |   |    |   |       |              |           |           |            |            |          |           |          |              |           |    |     |     |    |    |          |   |     |      |    |   |            |   |     |      |    |   |              |   |    |     |    |   |         |   |    |     |    |   |            |   |    |      |    |   |           |   |   |     |   |   |           |   |   |     |   |   |              |           |            |             |           |          |               |    |     |     |    |    |                       |   |    |      |    |   |              |          |           |             |           |          |         |    |     |     |     |        |    |           |   |     |      |      |     |    |              |          |            |             |             |            |           |              |    |     |     |    |    |    |           |   |   |     |   |   |   |              |          |          |            |          |          |          |                 |    |     |     |    |    |    |           |   |    |      |   |    |   |             |   |   |     |   |   |   |              |          |           |             |          |           |          |  |  |  |  |  |  |  |  |  |  |                     |  |  |  |  |  |         |     |     |     |    |    |         |    |    |     |    |   |            |   |    |     |   |   |           |   |   |     |    |   |            |   |   |     |    |   |              |           |            |            |           |          |         |     |     |     |       |    |    |    |     |          |    |    |     |      |   |    |   |      |              |           |           |            |             |          |           |          |             |           |    |     |     |    |    |           |   |     |      |    |   |           |   |    |      |    |   |           |   |    |     |    |   |         |   |    |     |   |   |            |   |    |      |    |   |             |   |    |      |    |   |             |   |    |      |    |   |           |   |   |     |   |   |          |   |   |     |    |   |              |           |            |             |           |          |               |    |     |     |    |    |              |          |          |            |          |          |         |    |     |     |     |        |    |           |   |    |      |      |     |    |              |          |           |             |             |            |           |              |    |     |     |    |    |    |           |   |   |     |   |   |   |           |   |   |     |   |   |   |              |          |          |            |          |          |          |                 |    |     |     |    |    |    |           |   |    |      |   |    |   |            |   |    |      |   |    |   |                 |   |   |     |   |   |   |             |   |   |     |   |   |   |              |          |           |             |          |           |          |
| J. Hekker  | 2         | 113        | 56.5        | 52.0        | 0/0        | 64        |          |              |  |                  |  |  |  |  |  |         |     |     |     |    |    |              |    |     |     |    |   |           |   |    |     |   |   |         |   |    |      |    |   |              |           |            |            |           |          |         |     |     |     |       |    |    |    |     |         |    |    |     |     |   |    |   |       |              |           |           |            |            |          |           |          |              |           |    |     |     |    |    |          |   |     |      |    |   |            |   |     |      |    |   |              |   |    |     |    |   |         |   |    |     |    |   |            |   |    |      |    |   |           |   |   |     |   |   |           |   |   |     |   |   |              |           |            |             |           |          |               |    |     |     |    |    |                       |   |    |      |    |   |              |          |           |             |           |          |         |    |     |     |     |        |    |           |   |     |      |      |     |    |              |          |            |             |             |            |           |              |    |     |     |    |    |    |           |   |   |     |   |   |   |              |          |          |            |          |          |          |                 |    |     |     |    |    |    |           |   |    |      |   |    |   |             |   |   |     |   |   |   |              |          |           |             |          |           |          |  |  |  |  |  |  |  |  |  |  |                     |  |  |  |  |  |         |     |     |     |    |    |         |    |    |     |    |   |            |   |    |     |   |   |           |   |   |     |    |   |            |   |   |     |    |   |              |           |            |            |           |          |         |     |     |     |       |    |    |    |     |          |    |    |     |      |   |    |   |      |              |           |           |            |             |          |           |          |             |           |    |     |     |    |    |           |   |     |      |    |   |           |   |    |      |    |   |           |   |    |     |    |   |         |   |    |     |   |   |            |   |    |      |    |   |             |   |    |      |    |   |             |   |    |      |    |   |           |   |   |     |   |   |          |   |   |     |    |   |              |           |            |             |           |          |               |    |     |     |    |    |              |          |          |            |          |          |         |    |     |     |     |        |    |           |   |    |      |      |     |    |              |          |           |             |             |            |           |              |    |     |     |    |    |    |           |   |   |     |   |   |   |           |   |   |     |   |   |   |              |          |          |            |          |          |          |                 |    |     |     |    |    |    |           |   |    |      |   |    |   |            |   |    |      |   |    |   |                 |   |   |     |   |   |   |             |   |   |     |   |   |   |              |          |           |             |          |           |          |
| <b>Total</b>   | <b>2</b>  | <b>113</b> | <b>56.5</b> | <b>52.0</b> | <b>0/0</b> | <b>64</b> |          |              |  |                  |  |  |  |  |  |         |     |     |     |    |    |              |    |     |     |    |   |           |   |    |     |   |   |         |   |    |      |    |   |              |           |            |            |           |          |         |     |     |     |       |    |    |    |     |         |    |    |     |     |   |    |   |       |              |           |           |            |            |          |           |          |              |           |    |     |     |    |    |          |   |     |      |    |   |            |   |     |      |    |   |              |   |    |     |    |   |         |   |    |     |    |   |            |   |    |      |    |   |           |   |   |     |   |   |           |   |   |     |   |   |              |           |            |             |           |          |               |    |     |     |    |    |                       |   |    |      |    |   |              |          |           |             |           |          |         |    |     |     |     |        |    |           |   |     |      |      |     |    |              |          |            |             |             |            |           |              |    |     |     |    |    |    |           |   |   |     |   |   |   |              |          |          |            |          |          |          |                 |    |     |     |    |    |    |           |   |    |      |   |    |   |             |   |   |     |   |   |   |              |          |           |             |          |           |          |  |  |  |  |  |  |  |  |  |  |                     |  |  |  |  |  |         |     |     |     |    |    |         |    |    |     |    |   |            |   |    |     |   |   |           |   |   |     |    |   |            |   |   |     |    |   |              |           |            |            |           |          |         |     |     |     |       |    |    |    |     |          |    |    |     |      |   |    |   |      |              |           |           |            |             |          |           |          |             |           |    |     |     |    |    |           |   |     |      |    |   |           |   |    |      |    |   |           |   |    |     |    |   |         |   |    |     |   |   |            |   |    |      |    |   |             |   |    |      |    |   |             |   |    |      |    |   |           |   |   |     |   |   |          |   |   |     |    |   |              |           |            |             |           |          |               |    |     |     |    |    |              |          |          |            |          |          |         |    |     |     |     |        |    |           |   |    |      |      |     |    |              |          |           |             |             |            |           |              |    |     |     |    |    |    |           |   |   |     |   |   |   |           |   |   |     |   |   |   |              |          |          |            |          |          |          |                 |    |     |     |    |    |    |           |   |    |      |   |    |   |            |   |    |      |   |    |   |                 |   |   |     |   |   |   |             |   |   |     |   |   |   |              |          |           |             |          |           |          |
| PUNT RETURNS   | NO        | YDS        | AVG         | FC          | LG         | TD        |          |              |  |                  |  |  |  |  |  |         |     |     |     |    |    |              |    |     |     |    |   |           |   |    |     |   |   |         |   |    |      |    |   |              |           |            |            |           |          |         |     |     |     |       |    |    |    |     |         |    |    |     |     |   |    |   |       |              |           |           |            |            |          |           |          |              |           |    |     |     |    |    |          |   |     |      |    |   |            |   |     |      |    |   |              |   |    |     |    |   |         |   |    |     |    |   |            |   |    |      |    |   |           |   |   |     |   |   |           |   |   |     |   |   |              |           |            |             |           |          |               |    |     |     |    |    |                       |   |    |      |    |   |              |          |           |             |           |          |         |    |     |     |     |        |    |           |   |     |      |      |     |    |              |          |            |             |             |            |           |              |    |     |     |    |    |    |           |   |   |     |   |   |   |              |          |          |            |          |          |          |                 |    |     |     |    |    |    |           |   |    |      |   |    |   |             |   |   |     |   |   |   |              |          |           |             |          |           |          |  |  |  |  |  |  |  |  |  |  |                     |  |  |  |  |  |         |     |     |     |    |    |         |    |    |     |    |   |            |   |    |     |   |   |           |   |   |     |    |   |            |   |   |     |    |   |              |           |            |            |           |          |         |     |     |     |       |    |    |    |     |          |    |    |     |      |   |    |   |      |              |           |           |            |             |          |           |          |             |           |    |     |     |    |    |           |   |     |      |    |   |           |   |    |      |    |   |           |   |    |     |    |   |         |   |    |     |   |   |            |   |    |      |    |   |             |   |    |      |    |   |             |   |    |      |    |   |           |   |   |     |   |   |          |   |   |     |    |   |              |           |            |             |           |          |               |    |     |     |    |    |              |          |          |            |          |          |         |    |     |     |     |        |    |           |   |    |      |      |     |    |              |          |           |             |             |            |           |              |    |     |     |    |    |    |           |   |   |     |   |   |   |           |   |   |     |   |   |   |              |          |          |            |          |          |          |                 |    |     |     |    |    |    |           |   |    |      |   |    |   |            |   |    |      |   |    |   |                 |   |   |     |   |   |   |             |   |   |     |   |   |   |              |          |           |             |          |           |          |
| T. Austin  | 1         | 0          | 0.0         | 1           | 0          | 0         |          |              |  |                  |  |  |  |  |  |         |     |     |     |    |    |              |    |     |     |    |   |           |   |    |     |   |   |         |   |    |      |    |   |              |           |            |            |           |          |         |     |     |     |       |    |    |    |     |         |    |    |     |     |   |    |   |       |              |           |           |            |            |          |           |          |              |           |    |     |     |    |    |          |   |     |      |    |   |            |   |     |      |    |   |              |   |    |     |    |   |         |   |    |     |    |   |            |   |    |      |    |   |           |   |   |     |   |   |           |   |   |     |   |   |              |           |            |             |           |          |               |    |     |     |    |    |                       |   |    |      |    |   |              |          |           |             |           |          |         |    |     |     |     |        |    |           |   |     |      |      |     |    |              |          |            |             |             |            |           |              |    |     |     |    |    |    |           |   |   |     |   |   |   |              |          |          |            |          |          |          |                 |    |     |     |    |    |    |           |   |    |      |   |    |   |             |   |   |     |   |   |   |              |          |           |             |          |           |          |  |  |  |  |  |  |  |  |  |  |                     |  |  |  |  |  |         |     |     |     |    |    |         |    |    |     |    |   |            |   |    |     |   |   |           |   |   |     |    |   |            |   |   |     |    |   |              |           |            |            |           |          |         |     |     |     |       |    |    |    |     |          |    |    |     |      |   |    |   |      |              |           |           |            |             |          |           |          |             |           |    |     |     |    |    |           |   |     |      |    |   |           |   |    |      |    |   |           |   |    |     |    |   |         |   |    |     |   |   |            |   |    |      |    |   |             |   |    |      |    |   |             |   |    |      |    |   |           |   |   |     |   |   |          |   |   |     |    |   |              |           |            |             |           |          |               |    |     |     |    |    |              |          |          |            |          |          |         |    |     |     |     |        |    |           |   |    |      |      |     |    |              |          |           |             |             |            |           |              |    |     |     |    |    |    |           |   |   |     |   |   |   |           |   |   |     |   |   |   |              |          |          |            |          |          |          |                 |    |     |     |    |    |    |           |   |    |      |   |    |   |            |   |    |      |   |    |   |                 |   |   |     |   |   |   |             |   |   |     |   |   |   |              |          |           |             |          |           |          |
| <b>Total</b>   | <b>1</b>  | <b>0</b>   | <b>0.0</b>  | <b>1</b>    | <b>0</b>   | <b>0</b>  |          |              |  |                  |  |  |  |  |  |         |     |     |     |    |    |              |    |     |     |    |   |           |   |    |     |   |   |         |   |    |      |    |   |              |           |            |            |           |          |         |     |     |     |       |    |    |    |     |         |    |    |     |     |   |    |   |       |              |           |           |            |            |          |           |          |              |           |    |     |     |    |    |          |   |     |      |    |   |            |   |     |      |    |   |              |   |    |     |    |   |         |   |    |     |    |   |            |   |    |      |    |   |           |   |   |     |   |   |           |   |   |     |   |   |              |           |            |             |           |          |               |    |     |     |    |    |                       |   |    |      |    |   |              |          |           |             |           |          |         |    |     |     |     |        |    |           |   |     |      |      |     |    |              |          |            |             |             |            |           |              |    |     |     |    |    |    |           |   |   |     |   |   |   |              |          |          |            |          |          |          |                 |    |     |     |    |    |    |           |   |    |      |   |    |   |             |   |   |     |   |   |   |              |          |           |             |          |           |          |  |  |  |  |  |  |  |  |  |  |                     |  |  |  |  |  |         |     |     |     |    |    |         |    |    |     |    |   |            |   |    |     |   |   |           |   |   |     |    |   |            |   |   |     |    |   |              |           |            |            |           |          |         |     |     |     |       |    |    |    |     |          |    |    |     |      |   |    |   |      |              |           |           |            |             |          |           |          |             |           |    |     |     |    |    |           |   |     |      |    |   |           |   |    |      |    |   |           |   |    |     |    |   |         |   |    |     |   |   |            |   |    |      |    |   |             |   |    |      |    |   |             |   |    |      |    |   |           |   |   |     |   |   |          |   |   |     |    |   |              |           |            |             |           |          |               |    |     |     |    |    |              |          |          |            |          |          |         |    |     |     |     |        |    |           |   |    |      |      |     |    |              |          |           |             |             |            |           |              |    |     |     |    |    |    |           |   |   |     |   |   |   |           |   |   |     |   |   |   |              |          |          |            |          |          |          |                 |    |     |     |    |    |    |           |   |    |      |   |    |   |            |   |    |      |   |    |   |                 |   |   |     |   |   |   |             |   |   |     |   |   |   |              |          |           |             |          |           |          |
| KICKOFF RETURNS  | NO        | YDS        | AVG         | FC          | LG         | TD        |          |              |  |                  |  |  |  |  |  |         |     |     |     |    |    |              |    |     |     |    |   |           |   |    |     |   |   |         |   |    |      |    |   |              |           |            |            |           |          |         |     |     |     |       |    |    |    |     |         |    |    |     |     |   |    |   |       |              |           |           |            |            |          |           |          |              |           |    |     |     |    |    |          |   |     |      |    |   |            |   |     |      |    |   |              |   |    |     |    |   |         |   |    |     |    |   |            |   |    |      |    |   |           |   |   |     |   |   |           |   |   |     |   |   |              |           |            |             |           |          |               |    |     |     |    |    |                       |   |    |      |    |   |              |          |           |             |           |          |         |    |     |     |     |        |    |           |   |     |      |      |     |    |              |          |            |             |             |            |           |              |    |     |     |    |    |    |           |   |   |     |   |   |   |              |          |          |            |          |          |          |                 |    |     |     |    |    |    |           |   |    |      |   |    |   |             |   |   |     |   |   |   |              |          |           |             |          |           |          |  |  |  |  |  |  |  |  |  |  |                     |  |  |  |  |  |         |     |     |     |    |    |         |    |    |     |    |   |            |   |    |     |   |   |           |   |   |     |    |   |            |   |   |     |    |   |              |           |            |            |           |          |         |     |     |     |       |    |    |    |     |          |    |    |     |      |   |    |   |      |              |           |           |            |             |          |           |          |             |           |    |     |     |    |    |           |   |     |      |    |   |           |   |    |      |    |   |           |   |    |     |    |   |         |   |    |     |   |   |            |   |    |      |    |   |             |   |    |      |    |   |             |   |    |      |    |   |           |   |   |     |   |   |          |   |   |     |    |   |              |           |            |             |           |          |               |    |     |     |    |    |              |          |          |            |          |          |         |    |     |     |     |        |    |           |   |    |      |      |     |    |              |          |           |             |             |            |           |              |    |     |     |    |    |    |           |   |   |     |   |   |   |           |   |   |     |   |   |   |              |          |          |            |          |          |          |                 |    |     |     |    |    |    |           |   |    |      |   |    |   |            |   |    |      |   |    |   |                 |   |   |     |   |   |   |             |   |   |     |   |   |   |              |          |           |             |          |           |          |
| P. Cooper  | 3         | 83         | 27.8        | 0           | 28         | 0         |          |              |  |                  |  |  |  |  |  |         |     |     |     |    |    |              |    |     |     |    |   |           |   |    |     |   |   |         |   |    |      |    |   |              |           |            |            |           |          |         |     |     |     |       |    |    |    |     |         |    |    |     |     |   |    |   |       |              |           |           |            |            |          |           |          |              |           |    |     |     |    |    |          |   |     |      |    |   |            |   |     |      |    |   |              |   |    |     |    |   |         |   |    |     |    |   |            |   |    |      |    |   |           |   |   |     |   |   |           |   |   |     |   |   |              |           |            |             |           |          |               |    |     |     |    |    |                       |   |    |      |    |   |              |          |           |             |           |          |         |    |     |     |     |        |    |           |   |     |      |      |     |    |              |          |            |             |             |            |           |              |    |     |     |    |    |    |           |   |   |     |   |   |   |              |          |          |            |          |          |          |                 |    |     |     |    |    |    |           |   |    |      |   |    |   |             |   |   |     |   |   |   |              |          |           |             |          |           |          |  |  |  |  |  |  |  |  |  |  |                     |  |  |  |  |  |         |     |     |     |    |    |         |    |    |     |    |   |            |   |    |     |   |   |           |   |   |     |    |   |            |   |   |     |    |   |              |           |            |            |           |          |         |     |     |     |       |    |    |    |     |          |    |    |     |      |   |    |   |      |              |           |           |            |             |          |           |          |             |           |    |     |     |    |    |           |   |     |      |    |   |           |   |    |      |    |   |           |   |    |     |    |   |         |   |    |     |   |   |            |   |    |      |    |   |             |   |    |      |    |   |             |   |    |      |    |   |           |   |   |     |   |   |          |   |   |     |    |   |              |           |            |             |           |          |               |    |     |     |    |    |              |          |          |            |          |          |         |    |     |     |     |        |    |           |   |    |      |      |     |    |              |          |           |             |             |            |           |              |    |     |     |    |    |    |           |   |   |     |   |   |   |           |   |   |     |   |   |   |              |          |          |            |          |          |          |                 |    |     |     |    |    |    |           |   |    |      |   |    |   |            |   |    |      |   |    |   |                 |   |   |     |   |   |   |             |   |   |     |   |   |   |              |          |           |             |          |           |          |
| [TOUCHBACK]  | 4         | 0          | 0.0         | 0           | 0          | 0         |          |              |  |                  |  |  |  |  |  |         |     |     |     |    |    |              |    |     |     |    |   |           |   |    |     |   |   |         |   |    |      |    |   |              |           |            |            |           |          |         |     |     |     |       |    |    |    |     |         |    |    |     |     |   |    |   |       |              |           |           |            |            |          |           |          |              |           |    |     |     |    |    |          |   |     |      |    |   |            |   |     |      |    |   |              |   |    |     |    |   |         |   |    |     |    |   |            |   |    |      |    |   |           |   |   |     |   |   |           |   |   |     |   |   |              |           |            |             |           |          |               |    |     |     |    |    |                       |   |    |      |    |   |              |          |           |             |           |          |         |    |     |     |     |        |    |           |   |     |      |      |     |    |              |          |            |             |             |            |           |              |    |     |     |    |    |    |           |   |   |     |   |   |   |              |          |          |            |          |          |          |                 |    |     |     |    |    |    |           |   |    |      |   |    |   |             |   |   |     |   |   |   |              |          |           |             |          |           |          |  |  |  |  |  |  |  |  |  |  |                     |  |  |  |  |  |         |     |     |     |    |    |         |    |    |     |    |   |            |   |    |     |   |   |           |   |   |     |    |   |            |   |   |     |    |   |              |           |            |            |           |          |         |     |     |     |       |    |    |    |     |          |    |    |     |      |   |    |   |      |              |           |           |            |             |          |           |          |             |           |    |     |     |    |    |           |   |     |      |    |   |           |   |    |      |    |   |           |   |    |     |    |   |         |   |    |     |   |   |            |   |    |      |    |   |             |   |    |      |    |   |             |   |    |      |    |   |           |   |   |     |   |   |          |   |   |     |    |   |              |           |            |             |           |          |               |    |     |     |    |    |              |          |          |            |          |          |         |    |     |     |     |        |    |           |   |    |      |      |     |    |              |          |           |             |             |            |           |              |    |     |     |    |    |    |           |   |   |     |   |   |   |           |   |   |     |   |   |   |              |          |          |            |          |          |          |                 |    |     |     |    |    |    |           |   |    |      |   |    |   |            |   |    |      |   |    |   |                 |   |   |     |   |   |   |             |   |   |     |   |   |   |              |          |           |             |          |           |          |
| <b>Total</b>   | <b>3</b>  | <b>83</b>  | <b>27.8</b> | <b>0</b>    | <b>28</b>  | <b>0</b>  |          |              |  |                  |  |  |  |  |  |         |     |     |     |    |    |              |    |     |     |    |   |           |   |    |     |   |   |         |   |    |      |    |   |              |           |            |            |           |          |         |     |     |     |       |    |    |    |     |         |    |    |     |     |   |    |   |       |              |           |           |            |            |          |           |          |              |           |    |     |     |    |    |          |   |     |      |    |   |            |   |     |      |    |   |              |   |    |     |    |   |         |   |    |     |    |   |            |   |    |      |    |   |           |   |   |     |   |   |           |   |   |     |   |   |              |           |            |             |           |          |               |    |     |     |    |    |                       |   |    |      |    |   |              |          |           |             |           |          |         |    |     |     |     |        |    |           |   |     |      |      |     |    |              |          |            |             |             |            |           |              |    |     |     |    |    |    |           |   |   |     |   |   |   |              |          |          |            |          |          |          |                 |    |     |     |    |    |    |           |   |    |      |   |    |   |             |   |   |     |   |   |   |              |          |           |             |          |           |          |  |  |  |  |  |  |  |  |  |  |                     |  |  |  |  |  |         |     |     |     |    |    |         |    |    |     |    |   |            |   |    |     |   |   |           |   |   |     |    |   |            |   |   |     |    |   |              |           |            |            |           |          |         |     |     |     |       |    |    |    |     |          |    |    |     |      |   |    |   |      |              |           |           |            |             |          |           |          |             |           |    |     |     |    |    |           |   |     |      |    |   |           |   |    |      |    |   |           |   |    |     |    |   |         |   |    |     |   |   |            |   |    |      |    |   |             |   |    |      |    |   |             |   |    |      |    |   |           |   |   |     |   |   |          |   |   |     |    |   |              |           |            |             |           |          |               |    |     |     |    |    |              |          |          |            |          |          |         |    |     |     |     |        |    |           |   |    |      |      |     |    |              |          |           |             |             |            |           |              |    |     |     |    |    |    |           |   |   |     |   |   |   |           |   |   |     |   |   |   |              |          |          |            |          |          |          |                 |    |     |     |    |    |    |           |   |    |      |   |    |   |            |   |    |      |   |    |   |                 |   |   |     |   |   |   |             |   |   |     |   |   |   |              |          |           |             |          |           |          |
| SAN FRANCISCO 49ERS  |           |            |             |             |            |           |          |              |  |                  |  |  |  |  |  |         |     |     |     |    |    |              |    |     |     |    |   |           |   |    |     |   |   |         |   |    |      |    |   |              |           |            |            |           |          |         |     |     |     |       |    |    |    |     |         |    |    |     |     |   |    |   |       |              |           |           |            |            |          |           |          |              |           |    |     |     |    |    |          |   |     |      |    |   |            |   |     |      |    |   |              |   |    |     |    |   |         |   |    |     |    |   |            |   |    |      |    |   |           |   |   |     |   |   |           |   |   |     |   |   |              |           |            |             |           |          |               |    |     |     |    |    |                       |   |    |      |    |   |              |          |           |             |           |          |         |    |     |     |     |        |    |           |   |     |      |      |     |    |              |          |            |             |             |            |           |              |    |     |     |    |    |    |           |   |   |     |   |   |   |              |          |          |            |          |          |          |                 |    |     |     |    |    |    |           |   |    |      |   |    |   |             |   |   |     |   |   |   |              |          |           |             |          |           |          |  |  |  |  |  |  |  |  |  |  |                     |  |  |  |  |  |         |     |     |     |    |    |         |    |    |     |    |   |            |   |    |     |   |   |           |   |   |     |    |   |            |   |   |     |    |   |              |           |            |            |           |          |         |     |     |     |       |    |    |    |     |          |    |    |     |      |   |    |   |      |              |           |           |            |             |          |           |          |             |           |    |     |     |    |    |           |   |     |      |    |   |           |   |    |      |    |   |           |   |    |     |    |   |         |   |    |     |   |   |            |   |    |      |    |   |             |   |    |      |    |   |             |   |    |      |    |   |           |   |   |     |   |   |          |   |   |     |    |   |              |           |            |             |           |          |               |    |     |     |    |    |              |          |          |            |          |          |         |    |     |     |     |        |    |           |   |    |      |      |     |    |              |          |           |             |             |            |           |              |    |     |     |    |    |    |           |   |   |     |   |   |   |           |   |   |     |   |   |   |              |          |          |            |          |          |          |                 |    |     |     |    |    |    |           |   |    |      |   |    |   |            |   |    |      |   |    |   |                 |   |   |     |   |   |   |             |   |   |     |   |   |   |              |          |           |             |          |           |          |
| RUSHING  | ATT       | YDS        | AVG         | LG          | TD         |           |          |              |  |                  |  |  |  |  |  |         |     |     |     |    |    |              |    |     |     |    |   |           |   |    |     |   |   |         |   |    |      |    |   |              |           |            |            |           |          |         |     |     |     |       |    |    |    |     |         |    |    |     |     |   |    |   |       |              |           |           |            |            |          |           |          |              |           |    |     |     |    |    |          |   |     |      |    |   |            |   |     |      |    |   |              |   |    |     |    |   |         |   |    |     |    |   |            |   |    |      |    |   |           |   |   |     |   |   |           |   |   |     |   |   |              |           |            |             |           |          |               |    |     |     |    |    |                       |   |    |      |    |   |              |          |           |             |           |          |         |    |     |     |     |        |    |           |   |     |      |      |     |    |              |          |            |             |             |            |           |              |    |     |     |    |    |    |           |   |   |     |   |   |   |              |          |          |            |          |          |          |                 |    |     |     |    |    |    |           |   |    |      |   |    |   |             |   |   |     |   |   |   |              |          |           |             |          |           |          |  |  |  |  |  |  |  |  |  |  |                     |  |  |  |  |  |         |     |     |     |    |    |         |    |    |     |    |   |            |   |    |     |   |   |           |   |   |     |    |   |            |   |   |     |    |   |              |           |            |            |           |          |         |     |     |     |       |    |    |    |     |          |    |    |     |      |   |    |   |      |              |           |           |            |             |          |           |          |             |           |    |     |     |    |    |           |   |     |      |    |   |           |   |    |      |    |   |           |   |    |     |    |   |         |   |    |     |   |   |            |   |    |      |    |   |             |   |    |      |    |   |             |   |    |      |    |   |           |   |   |     |   |   |          |   |   |     |    |   |              |           |            |             |           |          |               |    |     |     |    |    |              |          |          |            |          |          |         |    |     |     |     |        |    |           |   |    |      |      |     |    |              |          |           |             |             |            |           |              |    |     |     |    |    |    |           |   |   |     |   |   |   |           |   |   |     |   |   |   |              |          |          |            |          |          |          |                 |    |     |     |    |    |    |           |   |    |      |   |    |   |            |   |    |      |   |    |   |                 |   |   |     |   |   |   |             |   |   |     |   |   |   |              |          |           |             |          |           |          |
| C. Hyde  | 25        | 84         | 3.4         | 20          | 2          |           |          |              |  |                  |  |  |  |  |  |         |     |     |     |    |    |              |    |     |     |    |   |           |   |    |     |   |   |         |   |    |      |    |   |              |           |            |            |           |          |         |     |     |     |       |    |    |    |     |         |    |    |     |     |   |    |   |       |              |           |           |            |            |          |           |          |              |           |    |     |     |    |    |          |   |     |      |    |   |            |   |     |      |    |   |              |   |    |     |    |   |         |   |    |     |    |   |            |   |    |      |    |   |           |   |   |     |   |   |           |   |   |     |   |   |              |           |            |             |           |          |               |    |     |     |    |    |                       |   |    |      |    |   |              |          |           |             |           |          |         |    |     |     |     |        |    |           |   |     |      |      |     |    |              |          |            |             |             |            |           |              |    |     |     |    |    |    |           |   |   |     |   |   |   |              |          |          |            |          |          |          |                 |    |     |     |    |    |    |           |   |    |      |   |    |   |             |   |   |     |   |   |   |              |          |           |             |          |           |          |  |  |  |  |  |  |  |  |  |  |                     |  |  |  |  |  |         |     |     |     |    |    |         |    |    |     |    |   |            |   |    |     |   |   |           |   |   |     |    |   |            |   |   |     |    |   |              |           |            |            |           |          |         |     |     |     |       |    |    |    |     |          |    |    |     |      |   |    |   |      |              |           |           |            |             |          |           |          |             |           |    |     |     |    |    |           |   |     |      |    |   |           |   |    |      |    |   |           |   |    |     |    |   |         |   |    |     |   |   |            |   |    |      |    |   |             |   |    |      |    |   |             |   |    |      |    |   |           |   |   |     |   |   |          |   |   |     |    |   |              |           |            |             |           |          |               |    |     |     |    |    |              |          |          |            |          |          |         |    |     |     |     |        |    |           |   |    |      |      |     |    |              |          |           |             |             |            |           |              |    |     |     |    |    |    |           |   |   |     |   |   |   |           |   |   |     |   |   |   |              |          |          |            |          |          |          |                 |    |     |     |    |    |    |           |   |    |      |   |    |   |            |   |    |      |   |    |   |                 |   |   |     |   |   |   |             |   |   |     |   |   |   |              |          |           |             |          |           |          |
| R. Mostert   | 4         | 11         | 2.8         | 7           | 0          |           |          |              |  |                  |  |  |  |  |  |         |     |     |     |    |    |              |    |     |     |    |   |           |   |    |     |   |   |         |   |    |      |    |   |              |           |            |            |           |          |         |     |     |     |       |    |    |    |     |         |    |    |     |     |   |    |   |       |              |           |           |            |            |          |           |          |              |           |    |     |     |    |    |          |   |     |      |    |   |            |   |     |      |    |   |              |   |    |     |    |   |         |   |    |     |    |   |            |   |    |      |    |   |           |   |   |     |   |   |           |   |   |     |   |   |              |           |            |             |           |          |               |    |     |     |    |    |                       |   |    |      |    |   |              |          |           |             |           |          |         |    |     |     |     |        |    |           |   |     |      |      |     |    |              |          |            |             |             |            |           |              |    |     |     |    |    |    |           |   |   |     |   |   |   |              |          |          |            |          |          |          |                 |    |     |     |    |    |    |           |   |    |      |   |    |   |             |   |   |     |   |   |   |              |          |           |             |          |           |          |  |  |  |  |  |  |  |  |  |  |                     |  |  |  |  |  |         |     |     |     |    |    |         |    |    |     |    |   |            |   |    |     |   |   |           |   |   |     |    |   |            |   |   |     |    |   |              |           |            |            |           |          |         |     |     |     |       |    |    |    |     |          |    |    |     |      |   |    |   |      |              |           |           |            |             |          |           |          |             |           |    |     |     |    |    |           |   |     |      |    |   |           |   |    |      |    |   |           |   |    |     |    |   |         |   |    |     |   |   |            |   |    |      |    |   |             |   |    |      |    |   |             |   |    |      |    |   |           |   |   |     |   |   |          |   |   |     |    |   |              |           |            |             |           |          |               |    |     |     |    |    |              |          |          |            |          |          |         |    |     |     |     |        |    |           |   |    |      |      |     |    |              |          |           |             |             |            |           |              |    |     |     |    |    |    |           |   |   |     |   |   |   |           |   |   |     |   |   |   |              |          |          |            |          |          |          |                 |    |     |     |    |    |    |           |   |    |      |   |    |   |            |   |    |      |   |    |   |                 |   |   |     |   |   |   |             |   |   |     |   |   |   |              |          |           |             |          |           |          |
| M. Breida  | 3         | 9          | 3.0         | 10          | 0          |           |          |              |  |                  |  |  |  |  |  |         |     |     |     |    |    |              |    |     |     |    |   |           |   |    |     |   |   |         |   |    |      |    |   |              |           |            |            |           |          |         |     |     |     |       |    |    |    |     |         |    |    |     |     |   |    |   |       |              |           |           |            |            |          |           |          |              |           |    |     |     |    |    |          |   |     |      |    |   |            |   |     |      |    |   |              |   |    |     |    |   |         |   |    |     |    |   |            |   |    |      |    |   |           |   |   |     |   |   |           |   |   |     |   |   |              |           |            |             |           |          |               |    |     |     |    |    |                       |   |    |      |    |   |              |          |           |             |           |          |         |    |     |     |     |        |    |           |   |     |      |      |     |    |              |          |            |             |             |            |           |              |    |     |     |    |    |    |           |   |   |     |   |   |   |              |          |          |            |          |          |          |                 |    |     |     |    |    |    |           |   |    |      |   |    |   |             |   |   |     |   |   |   |              |          |           |             |          |           |          |  |  |  |  |  |  |  |  |  |  |                     |  |  |  |  |  |         |     |     |     |    |    |         |    |    |     |    |   |            |   |    |     |   |   |           |   |   |     |    |   |            |   |   |     |    |   |              |           |            |            |           |          |         |     |     |     |       |    |    |    |     |          |    |    |     |      |   |    |   |      |              |           |           |            |             |          |           |          |             |           |    |     |     |    |    |           |   |     |      |    |   |           |   |    |      |    |   |           |   |    |     |    |   |         |   |    |     |   |   |            |   |    |      |    |   |             |   |    |      |    |   |             |   |    |      |    |   |           |   |   |     |   |   |          |   |   |     |    |   |              |           |            |             |           |          |               |    |     |     |    |    |              |          |          |            |          |          |         |    |     |     |     |        |    |           |   |    |      |      |     |    |              |          |           |             |             |            |           |              |    |     |     |    |    |    |           |   |   |     |   |   |   |           |   |   |     |   |   |   |              |          |          |            |          |          |          |                 |    |     |     |    |    |    |           |   |    |      |   |    |   |            |   |    |      |   |    |   |                 |   |   |     |   |   |   |             |   |   |     |   |   |   |              |          |           |             |          |           |          |
| K. Cousins   | 1         | 9          | 9.0         | 9t          | 1          |           |          |              |  |                  |  |  |  |  |  |         |     |     |     |    |    |              |    |     |     |    |   |           |   |    |     |   |   |         |   |    |      |    |   |              |           |            |            |           |          |         |     |     |     |       |    |    |    |     |         |    |    |     |     |   |    |   |       |              |           |           |            |            |          |           |          |              |           |    |     |     |    |    |          |   |     |      |    |   |            |   |     |      |    |   |              |   |    |     |    |   |         |   |    |     |    |   |            |   |    |      |    |   |           |   |   |     |   |   |           |   |   |     |   |   |              |           |            |             |           |          |               |    |     |     |    |    |                       |   |    |      |    |   |              |          |           |             |           |          |         |    |     |     |     |        |    |           |   |     |      |      |     |    |              |          |            |             |             |            |           |              |    |     |     |    |    |    |           |   |   |     |   |   |   |              |          |          |            |          |          |          |                 |    |     |     |    |    |    |           |   |    |      |   |    |   |             |   |   |     |   |   |   |              |          |           |             |          |           |          |  |  |  |  |  |  |  |  |  |  |                     |  |  |  |  |  |         |     |     |     |    |    |         |    |    |     |    |   |            |   |    |     |   |   |           |   |   |     |    |   |            |   |   |     |    |   |              |           |            |            |           |          |         |     |     |     |       |    |    |    |     |          |    |    |     |      |   |    |   |      |              |           |           |            |             |          |           |          |             |           |    |     |     |    |    |           |   |     |      |    |   |           |   |    |      |    |   |           |   |    |     |    |   |         |   |    |     |   |   |            |   |    |      |    |   |             |   |    |      |    |   |             |   |    |      |    |   |           |   |   |     |   |   |          |   |   |     |    |   |              |           |            |             |           |          |               |    |     |     |    |    |              |          |          |            |          |          |         |    |     |     |     |        |    |           |   |    |      |      |     |    |              |          |           |             |             |            |           |              |    |     |     |    |    |    |           |   |   |     |   |   |   |           |   |   |     |   |   |   |              |          |          |            |          |          |          |                 |    |     |     |    |    |    |           |   |    |      |   |    |   |            |   |    |      |   |    |   |                 |   |   |     |   |   |   |             |   |   |     |   |   |   |              |          |           |             |          |           |          |
| <b>Total</b>   | <b>33</b> | <b>113</b> | <b>3.4</b>  | <b>20</b>   | <b>3</b>   |           |          |              |  |                  |  |  |  |  |  |         |     |     |     |    |    |              |    |     |     |    |   |           |   |    |     |   |   |         |   |    |      |    |   |              |           |            |            |           |          |         |     |     |     |       |    |    |    |     |         |    |    |     |     |   |    |   |       |              |           |           |            |            |          |           |          |              |           |    |     |     |    |    |          |   |     |      |    |   |            |   |     |      |    |   |              |   |    |     |    |   |         |   |    |     |    |   |            |   |    |      |    |   |           |   |   |     |   |   |           |   |   |     |   |   |              |           |            |             |           |          |               |    |     |     |    |    |                       |   |    |      |    |   |              |          |           |             |           |          |         |    |     |     |     |        |    |           |   |     |      |      |     |    |              |          |            |             |             |            |           |              |    |     |     |    |    |    |           |   |   |     |   |   |   |              |          |          |            |          |          |          |                 |    |     |     |    |    |    |           |   |    |      |   |    |   |             |   |   |     |   |   |   |              |          |           |             |          |           |          |  |  |  |  |  |  |  |  |  |  |                     |  |  |  |  |  |         |     |     |     |    |    |         |    |    |     |    |   |            |   |    |     |   |   |           |   |   |     |    |   |            |   |   |     |    |   |              |           |            |            |           |          |         |     |     |     |       |    |    |    |     |          |    |    |     |      |   |    |   |      |              |           |           |            |             |          |           |          |             |           |    |     |     |    |    |           |   |     |      |    |   |           |   |    |      |    |   |           |   |    |     |    |   |         |   |    |     |   |   |            |   |    |      |    |   |             |   |    |      |    |   |             |   |    |      |    |   |           |   |   |     |   |   |          |   |   |     |    |   |              |           |            |             |           |          |               |    |     |     |    |    |              |          |          |            |          |          |         |    |     |     |     |        |    |           |   |    |      |      |     |    |              |          |           |             |             |            |           |              |    |     |     |    |    |    |           |   |   |     |   |   |   |           |   |   |     |   |   |   |              |          |          |            |          |          |          |                 |    |     |     |    |    |    |           |   |    |      |   |    |   |            |   |    |      |   |    |   |                 |   |   |     |   |   |   |             |   |   |     |   |   |   |              |          |           |             |          |           |          |
| PASSING  | ATT       | CMP        | YDS         | SK/YD       | TD         | LG        | IN       | RT.          |  |                  |  |  |  |  |  |         |     |     |     |    |    |              |    |     |     |    |   |           |   |    |     |   |   |         |   |    |      |    |   |              |           |            |            |           |          |         |     |     |     |       |    |    |    |     |         |    |    |     |     |   |    |   |       |              |           |           |            |            |          |           |          |              |           |    |     |     |    |    |          |   |     |      |    |   |            |   |     |      |    |   |              |   |    |     |    |   |         |   |    |     |    |   |            |   |    |      |    |   |           |   |   |     |   |   |           |   |   |     |   |   |              |           |            |             |           |          |               |    |     |     |    |    |                       |   |    |      |    |   |              |          |           |             |           |          |         |    |     |     |     |        |    |           |   |     |      |      |     |    |              |          |            |             |             |            |           |              |    |     |     |    |    |    |           |   |   |     |   |   |   |              |          |          |            |          |          |          |                 |    |     |     |    |    |    |           |   |    |      |   |    |   |             |   |   |     |   |   |   |              |          |           |             |          |           |          |  |  |  |  |  |  |  |  |  |  |                     |  |  |  |  |  |         |     |     |     |    |    |         |    |    |     |    |   |            |   |    |     |   |   |           |   |   |     |    |   |            |   |   |     |    |   |              |           |            |            |           |          |         |     |     |     |       |    |    |    |     |          |    |    |     |      |   |    |   |      |              |           |           |            |             |          |           |          |             |           |    |     |     |    |    |           |   |     |      |    |   |           |   |    |      |    |   |           |   |    |     |    |   |         |   |    |     |   |   |            |   |    |      |    |   |             |   |    |      |    |   |             |   |    |      |    |   |           |   |   |     |   |   |          |   |   |     |    |   |              |           |            |             |           |          |               |    |     |     |    |    |              |          |          |            |          |          |         |    |     |     |     |        |    |           |   |    |      |      |     |    |              |          |           |             |             |            |           |              |    |     |     |    |    |    |           |   |   |     |   |   |   |           |   |   |     |   |   |   |              |          |          |            |          |          |          |                 |    |     |     |    |    |    |           |   |    |      |   |    |   |            |   |    |      |   |    |   |                 |   |   |     |   |   |   |             |   |   |     |   |   |   |              |          |           |             |          |           |          |
| B. Hoyer   | 37        | 23         | 332         | 4/24        | 2          | 59        | 1        | 98.0         |  |                  |  |  |  |  |  |         |     |     |     |    |    |              |    |     |     |    |   |           |   |    |     |   |   |         |   |    |      |    |   |              |           |            |            |           |          |         |     |     |     |       |    |    |    |     |         |    |    |     |     |   |    |   |       |              |           |           |            |            |          |           |          |              |           |    |     |     |    |    |          |   |     |      |    |   |            |   |     |      |    |   |              |   |    |     |    |   |         |   |    |     |    |   |            |   |    |      |    |   |           |   |   |     |   |   |           |   |   |     |   |   |              |           |            |             |           |          |               |    |     |     |    |    |                       |   |    |      |    |   |              |          |           |             |           |          |         |    |     |     |     |        |    |           |   |     |      |      |     |    |              |          |            |             |             |            |           |              |    |     |     |    |    |    |           |   |   |     |   |   |   |              |          |          |            |          |          |          |                 |    |     |     |    |    |    |           |   |    |      |   |    |   |             |   |   |     |   |   |   |              |          |           |             |          |           |          |  |  |  |  |  |  |  |  |  |  |                     |  |  |  |  |  |         |     |     |     |    |    |         |    |    |     |    |   |            |   |    |     |   |   |           |   |   |     |    |   |            |   |   |     |    |   |              |           |            |            |           |          |         |     |     |     |       |    |    |    |     |          |    |    |     |      |   |    |   |      |              |           |           |            |             |          |           |          |             |           |    |     |     |    |    |           |   |     |      |    |   |           |   |    |      |    |   |           |   |    |     |    |   |         |   |    |     |   |   |            |   |    |      |    |   |             |   |    |      |    |   |             |   |    |      |    |   |           |   |   |     |   |   |          |   |   |     |    |   |              |           |            |             |           |          |               |    |     |     |    |    |              |          |          |            |          |          |         |    |     |     |     |        |    |           |   |    |      |      |     |    |              |          |           |             |             |            |           |              |    |     |     |    |    |    |           |   |   |     |   |   |   |           |   |   |     |   |   |   |              |          |          |            |          |          |          |                 |    |     |     |    |    |    |           |   |    |      |   |    |   |            |   |    |      |   |    |   |                 |   |   |     |   |   |   |             |   |   |     |   |   |   |              |          |           |             |          |           |          |
| <b>Total</b>   | <b>37</b> | <b>23</b>  | <b>332</b>  | <b>4/24</b> | <b>2</b>   | <b>59</b> | <b>1</b> | <b>98.0</b>  |  |                  |  |  |  |  |  |         |     |     |     |    |    |              |    |     |     |    |   |           |   |    |     |   |   |         |   |    |      |    |   |              |           |            |            |           |          |         |     |     |     |       |    |    |    |     |         |    |    |     |     |   |    |   |       |              |           |           |            |            |          |           |          |              |           |    |     |     |    |    |          |   |     |      |    |   |            |   |     |      |    |   |              |   |    |     |    |   |         |   |    |     |    |   |            |   |    |      |    |   |           |   |   |     |   |   |           |   |   |     |   |   |              |           |            |             |           |          |               |    |     |     |    |    |                       |   |    |      |    |   |              |          |           |             |           |          |         |    |     |     |     |        |    |           |   |     |      |      |     |    |              |          |            |             |             |            |           |              |    |     |     |    |    |    |           |   |   |     |   |   |   |              |          |          |            |          |          |          |                 |    |     |     |    |    |    |           |   |    |      |   |    |   |             |   |   |     |   |   |   |              |          |           |             |          |           |          |  |  |  |  |  |  |  |  |  |  |                     |  |  |  |  |  |         |     |     |     |    |    |         |    |    |     |    |   |            |   |    |     |   |   |           |   |   |     |    |   |            |   |   |     |    |   |              |           |            |            |           |          |         |     |     |     |       |    |    |    |     |          |    |    |     |      |   |    |   |      |              |           |           |            |             |          |           |          |             |           |    |     |     |    |    |           |   |     |      |    |   |           |   |    |      |    |   |           |   |    |     |    |   |         |   |    |     |   |   |            |   |    |      |    |   |             |   |    |      |    |   |             |   |    |      |    |   |           |   |   |     |   |   |          |   |   |     |    |   |              |           |            |             |           |          |               |    |     |     |    |    |              |          |          |            |          |          |         |    |     |     |     |        |    |           |   |    |      |      |     |    |              |          |           |             |             |            |           |              |    |     |     |    |    |    |           |   |   |     |   |   |   |           |   |   |     |   |   |   |              |          |          |            |          |          |          |                 |    |     |     |    |    |    |           |   |    |      |   |    |   |            |   |    |      |   |    |   |                 |   |   |     |   |   |   |             |   |   |     |   |   |   |              |          |           |             |          |           |          |
| RECEIVING  | NO        | YDS        | AVG         | LG          | TD         |           |          |              |  |                  |  |  |  |  |  |         |     |     |     |    |    |              |    |     |     |    |   |           |   |    |     |   |   |         |   |    |      |    |   |              |           |            |            |           |          |         |     |     |     |       |    |    |    |     |         |    |    |     |     |   |    |   |       |              |           |           |            |            |          |           |          |              |           |    |     |     |    |    |          |   |     |      |    |   |            |   |     |      |    |   |              |   |    |     |    |   |         |   |    |     |    |   |            |   |    |      |    |   |           |   |   |     |   |   |           |   |   |     |   |   |              |           |            |             |           |          |               |    |     |     |    |    |                       |   |    |      |    |   |              |          |           |             |           |          |         |    |     |     |     |        |    |           |   |     |      |      |     |    |              |          |            |             |             |            |           |              |    |     |     |    |    |    |           |   |   |     |   |   |   |              |          |          |            |          |          |          |                 |    |     |     |    |    |    |           |   |    |      |   |    |   |             |   |   |     |   |   |   |              |          |           |             |          |           |          |  |  |  |  |  |  |  |  |  |  |                     |  |  |  |  |  |         |     |     |     |    |    |         |    |    |     |    |   |            |   |    |     |   |   |           |   |   |     |    |   |            |   |   |     |    |   |              |           |            |            |           |          |         |     |     |     |       |    |    |    |     |          |    |    |     |      |   |    |   |      |              |           |           |            |             |          |           |          |             |           |    |     |     |    |    |           |   |     |      |    |   |           |   |    |      |    |   |           |   |    |     |    |   |         |   |    |     |   |   |            |   |    |      |    |   |             |   |    |      |    |   |             |   |    |      |    |   |           |   |   |     |   |   |          |   |   |     |    |   |              |           |            |             |           |          |               |    |     |     |    |    |              |          |          |            |          |          |         |    |     |     |     |        |    |           |   |    |      |      |     |    |              |          |           |             |             |            |           |              |    |     |     |    |    |    |           |   |   |     |   |   |   |           |   |   |     |   |   |   |              |          |          |            |          |          |          |                 |    |     |     |    |    |    |           |   |    |      |   |    |   |            |   |    |      |   |    |   |                 |   |   |     |   |   |   |             |   |   |     |   |   |   |              |          |           |             |          |           |          |
| P. Garcon  | 7         | 142        | 20.3        | 59          | 0          |           |          |              |  |                  |  |  |  |  |  |         |     |     |     |    |    |              |    |     |     |    |   |           |   |    |     |   |   |         |   |    |      |    |   |              |           |            |            |           |          |         |     |     |     |       |    |    |    |     |         |    |    |     |     |   |    |   |       |              |           |           |            |            |          |           |          |              |           |    |     |     |    |    |          |   |     |      |    |   |            |   |     |      |    |   |              |   |    |     |    |   |         |   |    |     |    |   |            |   |    |      |    |   |           |   |   |     |   |   |           |   |   |     |   |   |              |           |            |             |           |          |               |    |     |     |    |    |                       |   |    |      |    |   |              |          |           |             |           |          |         |    |     |     |     |        |    |           |   |     |      |      |     |    |              |          |            |             |             |            |           |              |    |     |     |    |    |    |           |   |   |     |   |   |   |              |          |          |            |          |          |          |                 |    |     |     |    |    |    |           |   |    |      |   |    |   |             |   |   |     |   |   |   |              |          |           |             |          |           |          |  |  |  |  |  |  |  |  |  |  |                     |  |  |  |  |  |         |     |     |     |    |    |         |    |    |     |    |   |            |   |    |     |   |   |           |   |   |     |    |   |            |   |   |     |    |   |              |           |            |            |           |          |         |     |     |     |       |    |    |    |     |          |    |    |     |      |   |    |   |      |              |           |           |            |             |          |           |          |             |           |    |     |     |    |    |           |   |     |      |    |   |           |   |    |      |    |   |           |   |    |     |    |   |         |   |    |     |   |   |            |   |    |      |    |   |             |   |    |      |    |   |             |   |    |      |    |   |           |   |   |     |   |   |          |   |   |     |    |   |              |           |            |             |           |          |               |    |     |     |    |    |              |          |          |            |          |          |         |    |     |     |     |        |    |           |   |    |      |      |     |    |              |          |           |             |             |            |           |              |    |     |     |    |    |    |           |   |   |     |   |   |   |           |   |   |     |   |   |   |              |          |          |            |          |          |          |                 |    |     |     |    |    |    |           |   |    |      |   |    |   |            |   |    |      |   |    |   |                 |   |   |     |   |   |   |             |   |   |     |   |   |   |              |          |           |             |          |           |          |
| T. Taylor  | 3         | 32         | 10.7        | 18          | 1          |           |          |              |  |                  |  |  |  |  |  |         |     |     |     |    |    |              |    |     |     |    |   |           |   |    |     |   |   |         |   |    |      |    |   |              |           |            |            |           |          |         |     |     |     |       |    |    |    |     |         |    |    |     |     |   |    |   |       |              |           |           |            |            |          |           |          |              |           |    |     |     |    |    |          |   |     |      |    |   |            |   |     |      |    |   |              |   |    |     |    |   |         |   |    |     |    |   |            |   |    |      |    |   |           |   |   |     |   |   |           |   |   |     |   |   |              |           |            |             |           |          |               |    |     |     |    |    |                       |   |    |      |    |   |              |          |           |             |           |          |         |    |     |     |     |        |    |           |   |     |      |      |     |    |              |          |            |             |             |            |           |              |    |     |     |    |    |    |           |   |   |     |   |   |   |              |          |          |            |          |          |          |                 |    |     |     |    |    |    |           |   |    |      |   |    |   |             |   |   |     |   |   |   |              |          |           |             |          |           |          |  |  |  |  |  |  |  |  |  |  |                     |  |  |  |  |  |         |     |     |     |    |    |         |    |    |     |    |   |            |   |    |     |   |   |           |   |   |     |    |   |            |   |   |     |    |   |              |           |            |            |           |          |         |     |     |     |       |    |    |    |     |          |    |    |     |      |   |    |   |      |              |           |           |            |             |          |           |          |             |           |    |     |     |    |    |           |   |     |      |    |   |           |   |    |      |    |   |           |   |    |     |    |   |         |   |    |     |   |   |            |   |    |      |    |   |             |   |    |      |    |   |             |   |    |      |    |   |           |   |   |     |   |   |          |   |   |     |    |   |              |           |            |             |           |          |               |    |     |     |    |    |              |          |          |            |          |          |         |    |     |     |     |        |    |           |   |    |      |      |     |    |              |          |           |             |             |            |           |              |    |     |     |    |    |    |           |   |   |     |   |   |   |           |   |   |     |   |   |   |              |          |          |            |          |          |          |                 |    |     |     |    |    |    |           |   |    |      |   |    |   |            |   |    |      |   |    |   |                 |   |   |     |   |   |   |             |   |   |     |   |   |   |              |          |           |             |          |           |          |
| M. Breida  | 3         | 20         | 6.7         | 12          | 0          |           |          |              |  |                  |  |  |  |  |  |         |     |     |     |    |    |              |    |     |     |    |   |           |   |    |     |   |   |         |   |    |      |    |   |              |           |            |            |           |          |         |     |     |     |       |    |    |    |     |         |    |    |     |     |   |    |   |       |              |           |           |            |            |          |           |          |              |           |    |     |     |    |    |          |   |     |      |    |   |            |   |     |      |    |   |              |   |    |     |    |   |         |   |    |     |    |   |            |   |    |      |    |   |           |   |   |     |   |   |           |   |   |     |   |   |              |           |            |             |           |          |               |    |     |     |    |    |                       |   |    |      |    |   |              |          |           |             |           |          |         |    |     |     |     |        |    |           |   |     |      |      |     |    |              |          |            |             |             |            |           |              |    |     |     |    |    |    |           |   |   |     |   |   |   |              |          |          |            |          |          |          |                 |    |     |     |    |    |    |           |   |    |      |   |    |   |             |   |   |     |   |   |   |              |          |           |             |          |           |          |  |  |  |  |  |  |  |  |  |  |                     |  |  |  |  |  |         |     |     |     |    |    |         |    |    |     |    |   |            |   |    |     |   |   |           |   |   |     |    |   |            |   |   |     |    |   |              |           |            |            |           |          |         |     |     |     |       |    |    |    |     |          |    |    |     |      |   |    |   |      |              |           |           |            |             |          |           |          |             |           |    |     |     |    |    |           |   |     |      |    |   |           |   |    |      |    |   |           |   |    |     |    |   |         |   |    |     |   |   |            |   |    |      |    |   |             |   |    |      |    |   |             |   |    |      |    |   |           |   |   |     |   |   |          |   |   |     |    |   |              |           |            |             |           |          |               |    |     |     |    |    |              |          |          |            |          |          |         |    |     |     |     |        |    |           |   |    |      |      |     |    |              |          |           |             |             |            |           |              |    |     |     |    |    |    |           |   |   |     |   |   |   |           |   |   |     |   |   |   |              |          |          |            |          |          |          |                 |    |     |     |    |    |    |           |   |    |      |   |    |   |            |   |    |      |   |    |   |                 |   |   |     |   |   |   |             |   |   |     |   |   |   |              |          |           |             |          |           |          |
| C. Hyde  | 3         | 10         | 3.3         | 5           | 0          |           |          |              |  |                  |  |  |  |  |  |         |     |     |     |    |    |              |    |     |     |    |   |           |   |    |     |   |   |         |   |    |      |    |   |              |           |            |            |           |          |         |     |     |     |       |    |    |    |     |         |    |    |     |     |   |    |   |       |              |           |           |            |            |          |           |          |              |           |    |     |     |    |    |          |   |     |      |    |   |            |   |     |      |    |   |              |   |    |     |    |   |         |   |    |     |    |   |            |   |    |      |    |   |           |   |   |     |   |   |           |   |   |     |   |   |              |           |            |             |           |          |               |    |     |     |    |    |                       |   |    |      |    |   |              |          |           |             |           |          |         |    |     |     |     |        |    |           |   |     |      |      |     |    |              |          |            |             |             |            |           |              |    |     |     |    |    |    |           |   |   |     |   |   |   |              |          |          |            |          |          |          |                 |    |     |     |    |    |    |           |   |    |      |   |    |   |             |   |   |     |   |   |   |              |          |           |             |          |           |          |  |  |  |  |  |  |  |  |  |  |                     |  |  |  |  |  |         |     |     |     |    |    |         |    |    |     |    |   |            |   |    |     |   |   |           |   |   |     |    |   |            |   |   |     |    |   |              |           |            |            |           |          |         |     |     |     |       |    |    |    |     |          |    |    |     |      |   |    |   |      |              |           |           |            |             |          |           |          |             |           |    |     |     |    |    |           |   |     |      |    |   |           |   |    |      |    |   |           |   |    |     |    |   |         |   |    |     |   |   |            |   |    |      |    |   |             |   |    |      |    |   |             |   |    |      |    |   |           |   |   |     |   |   |          |   |   |     |    |   |              |           |            |             |           |          |               |    |     |     |    |    |              |          |          |            |          |          |         |    |     |     |     |        |    |           |   |    |      |      |     |    |              |          |           |             |             |            |           |              |    |     |     |    |    |    |           |   |   |     |   |   |   |           |   |   |     |   |   |   |              |          |          |            |          |          |          |                 |    |     |     |    |    |    |           |   |    |      |   |    |   |            |   |    |      |   |    |   |                 |   |   |     |   |   |   |             |   |   |     |   |   |   |              |          |           |             |          |           |          |
| M. Goodwin   | 2         | 62         | 31.0        | 50          | 0          |           |          |              |  |                  |  |  |  |  |  |         |     |     |     |    |    |              |    |     |     |    |   |           |   |    |     |   |   |         |   |    |      |    |   |              |           |            |            |           |          |         |     |     |     |       |    |    |    |     |         |    |    |     |     |   |    |   |       |              |           |           |            |            |          |           |          |              |           |    |     |     |    |    |          |   |     |      |    |   |            |   |     |      |    |   |              |   |    |     |    |   |         |   |    |     |    |   |            |   |    |      |    |   |           |   |   |     |   |   |           |   |   |     |   |   |              |           |            |             |           |          |               |    |     |     |    |    |                       |   |    |      |    |   |              |          |           |             |           |          |         |    |     |     |     |        |    |           |   |     |      |      |     |    |              |          |            |             |             |            |           |              |    |     |     |    |    |    |           |   |   |     |   |   |   |              |          |          |            |          |          |          |                 |    |     |     |    |    |    |           |   |    |      |   |    |   |             |   |   |     |   |   |   |              |          |           |             |          |           |          |  |  |  |  |  |  |  |  |  |  |                     |  |  |  |  |  |         |     |     |     |    |    |         |    |    |     |    |   |            |   |    |     |   |   |           |   |   |     |    |   |            |   |   |     |    |   |              |           |            |            |           |          |         |     |     |     |       |    |    |    |     |          |    |    |     |      |   |    |   |      |              |           |           |            |             |          |           |          |             |           |    |     |     |    |    |           |   |     |      |    |   |           |   |    |      |    |   |           |   |    |     |    |   |         |   |    |     |   |   |            |   |    |      |    |   |             |   |    |      |    |   |             |   |    |      |    |   |           |   |   |     |   |   |          |   |   |     |    |   |              |           |            |             |           |          |               |    |     |     |    |    |              |          |          |            |          |          |         |    |     |     |     |        |    |           |   |    |      |      |     |    |              |          |           |             |             |            |           |              |    |     |     |    |    |    |           |   |   |     |   |   |   |           |   |   |     |   |   |   |              |          |          |            |          |          |          |                 |    |     |     |    |    |    |           |   |    |      |   |    |   |            |   |    |      |   |    |   |                 |   |   |     |   |   |   |             |   |   |     |   |   |   |              |          |           |             |          |           |          |
| A. Robinson  | 2         | 23         | 11.5        | 17          | 0          |           |          |              |  |                  |  |  |  |  |  |         |     |     |     |    |    |              |    |     |     |    |   |           |   |    |     |   |   |         |   |    |      |    |   |              |           |            |            |           |          |         |     |     |     |       |    |    |    |     |         |    |    |     |     |   |    |   |       |              |           |           |            |            |          |           |          |              |           |    |     |     |    |    |          |   |     |      |    |   |            |   |     |      |    |   |              |   |    |     |    |   |         |   |    |     |    |   |            |   |    |      |    |   |           |   |   |     |   |   |           |   |   |     |   |   |              |           |            |             |           |          |               |    |     |     |    |    |                       |   |    |      |    |   |              |          |           |             |           |          |         |    |     |     |     |        |    |           |   |     |      |      |     |    |              |          |            |             |             |            |           |              |    |     |     |    |    |    |           |   |   |     |   |   |   |              |          |          |            |          |          |          |                 |    |     |     |    |    |    |           |   |    |      |   |    |   |             |   |   |     |   |   |   |              |          |           |             |          |           |          |  |  |  |  |  |  |  |  |  |  |                     |  |  |  |  |  |         |     |     |     |    |    |         |    |    |     |    |   |            |   |    |     |   |   |           |   |   |     |    |   |            |   |   |     |    |   |              |           |            |            |           |          |         |     |     |     |       |    |    |    |     |          |    |    |     |      |   |    |   |      |              |           |           |            |             |          |           |          |             |           |    |     |     |    |    |           |   |     |      |    |   |           |   |    |      |    |   |           |   |    |     |    |   |         |   |    |     |   |   |            |   |    |      |    |   |             |   |    |      |    |   |             |   |    |      |    |   |           |   |   |     |   |   |          |   |   |     |    |   |              |           |            |             |           |          |               |    |     |     |    |    |              |          |          |            |          |          |         |    |     |     |     |        |    |           |   |    |      |      |     |    |              |          |           |             |             |            |           |              |    |     |     |    |    |    |           |   |   |     |   |   |   |           |   |   |     |   |   |   |              |          |          |            |          |          |          |                 |    |     |     |    |    |    |           |   |    |      |   |    |   |            |   |    |      |   |    |   |                 |   |   |     |   |   |   |             |   |   |     |   |   |   |              |          |           |             |          |           |          |
| K. Juszczyk  | 1         | 34         | 34.0        | 34          | 0          |           |          |              |  |                  |  |  |  |  |  |         |     |     |     |    |    |              |    |     |     |    |   |           |   |    |     |   |   |         |   |    |      |    |   |              |           |            |            |           |          |         |     |     |     |       |    |    |    |     |         |    |    |     |     |   |    |   |       |              |           |           |            |            |          |           |          |              |           |    |     |     |    |    |          |   |     |      |    |   |            |   |     |      |    |   |              |   |    |     |    |   |         |   |    |     |    |   |            |   |    |      |    |   |           |   |   |     |   |   |           |   |   |     |   |   |              |           |            |             |           |          |               |    |     |     |    |    |                       |   |    |      |    |   |              |          |           |             |           |          |         |    |     |     |     |        |    |           |   |     |      |      |     |    |              |          |            |             |             |            |           |              |    |     |     |    |    |    |           |   |   |     |   |   |   |              |          |          |            |          |          |          |                 |    |     |     |    |    |    |           |   |    |      |   |    |   |             |   |   |     |   |   |   |              |          |           |             |          |           |          |  |  |  |  |  |  |  |  |  |  |                     |  |  |  |  |  |         |     |     |     |    |    |         |    |    |     |    |   |            |   |    |     |   |   |           |   |   |     |    |   |            |   |   |     |    |   |              |           |            |            |           |          |         |     |     |     |       |    |    |    |     |          |    |    |     |      |   |    |   |      |              |           |           |            |             |          |           |          |             |           |    |     |     |    |    |           |   |     |      |    |   |           |   |    |      |    |   |           |   |    |     |    |   |         |   |    |     |   |   |            |   |    |      |    |   |             |   |    |      |    |   |             |   |    |      |    |   |           |   |   |     |   |   |          |   |   |     |    |   |              |           |            |             |           |          |               |    |     |     |    |    |              |          |          |            |          |          |         |    |     |     |     |        |    |           |   |    |      |      |     |    |              |          |           |             |             |            |           |              |    |     |     |    |    |    |           |   |   |     |   |   |   |           |   |   |     |   |   |   |              |          |          |            |          |          |          |                 |    |     |     |    |    |    |           |   |    |      |   |    |   |            |   |    |      |   |    |   |                 |   |   |     |   |   |   |             |   |   |     |   |   |   |              |          |           |             |          |           |          |
| G. Kittle  | 1         | 8          | 8.0         | 8           | 0          |           |          |              |  |                  |  |  |  |  |  |         |     |     |     |    |    |              |    |     |     |    |   |           |   |    |     |   |   |         |   |    |      |    |   |              |           |            |            |           |          |         |     |     |     |       |    |    |    |     |         |    |    |     |     |   |    |   |       |              |           |           |            |            |          |           |          |              |           |    |     |     |    |    |          |   |     |      |    |   |            |   |     |      |    |   |              |   |    |     |    |   |         |   |    |     |    |   |            |   |    |      |    |   |           |   |   |     |   |   |           |   |   |     |   |   |              |           |            |             |           |          |               |    |     |     |    |    |                       |   |    |      |    |   |              |          |           |             |           |          |         |    |     |     |     |        |    |           |   |     |      |      |     |    |              |          |            |             |             |            |           |              |    |     |     |    |    |    |           |   |   |     |   |   |   |              |          |          |            |          |          |          |                 |    |     |     |    |    |    |           |   |    |      |   |    |   |             |   |   |     |   |   |   |              |          |           |             |          |           |          |  |  |  |  |  |  |  |  |  |  |                     |  |  |  |  |  |         |     |     |     |    |    |         |    |    |     |    |   |            |   |    |     |   |   |           |   |   |     |    |   |            |   |   |     |    |   |              |           |            |            |           |          |         |     |     |     |       |    |    |    |     |          |    |    |     |      |   |    |   |      |              |           |           |            |             |          |           |          |             |           |    |     |     |    |    |           |   |     |      |    |   |           |   |    |      |    |   |           |   |    |     |    |   |         |   |    |     |   |   |            |   |    |      |    |   |             |   |    |      |    |   |             |   |    |      |    |   |           |   |   |     |   |   |          |   |   |     |    |   |              |           |            |             |           |          |               |    |     |     |    |    |              |          |          |            |          |          |         |    |     |     |     |        |    |           |   |    |      |      |     |    |              |          |           |             |             |            |           |              |    |     |     |    |    |    |           |   |   |     |   |   |   |           |   |   |     |   |   |   |              |          |          |            |          |          |          |                 |    |     |     |    |    |    |           |   |    |      |   |    |   |            |   |    |      |   |    |   |                 |   |   |     |   |   |   |             |   |   |     |   |   |   |              |          |           |             |          |           |          |
| G. Celek   | 1         | 1          | 1.0         | 1t          | 1          |           |          |              |  |                  |  |  |  |  |  |         |     |     |     |    |    |              |    |     |     |    |   |           |   |    |     |   |   |         |   |    |      |    |   |              |           |            |            |           |          |         |     |     |     |       |    |    |    |     |         |    |    |     |     |   |    |   |       |              |           |           |            |            |          |           |          |              |           |    |     |     |    |    |          |   |     |      |    |   |            |   |     |      |    |   |              |   |    |     |    |   |         |   |    |     |    |   |            |   |    |      |    |   |           |   |   |     |   |   |           |   |   |     |   |   |              |           |            |             |           |          |               |    |     |     |    |    |                       |   |    |      |    |   |              |          |           |             |           |          |         |    |     |     |     |        |    |           |   |     |      |      |     |    |              |          |            |             |             |            |           |              |    |     |     |    |    |    |           |   |   |     |   |   |   |              |          |          |            |          |          |          |                 |    |     |     |    |    |    |           |   |    |      |   |    |   |             |   |   |     |   |   |   |              |          |           |             |          |           |          |  |  |  |  |  |  |  |  |  |  |                     |  |  |  |  |  |         |     |     |     |    |    |         |    |    |     |    |   |            |   |    |     |   |   |           |   |   |     |    |   |            |   |   |     |    |   |              |           |            |            |           |          |         |     |     |     |       |    |    |    |     |          |    |    |     |      |   |    |   |      |              |           |           |            |             |          |           |          |             |           |    |     |     |    |    |           |   |     |      |    |   |           |   |    |      |    |   |           |   |    |     |    |   |         |   |    |     |   |   |            |   |    |      |    |   |             |   |    |      |    |   |             |   |    |      |    |   |           |   |   |     |   |   |          |   |   |     |    |   |              |           |            |             |           |          |               |    |     |     |    |    |              |          |          |            |          |          |         |    |     |     |     |        |    |           |   |    |      |      |     |    |              |          |           |             |             |            |           |              |    |     |     |    |    |    |           |   |   |     |   |   |   |           |   |   |     |   |   |   |              |          |          |            |          |          |          |                 |    |     |     |    |    |    |           |   |    |      |   |    |   |            |   |    |      |   |    |   |                 |   |   |     |   |   |   |             |   |   |     |   |   |   |              |          |           |             |          |           |          |
| <b>Total</b>   | <b>23</b> | <b>332</b> | <b>14.4</b> | <b>59</b>   | <b>2</b>   |           |          |              |  |                  |  |  |  |  |  |         |     |     |     |    |    |              |    |     |     |    |   |           |   |    |     |   |   |         |   |    |      |    |   |              |           |            |            |           |          |         |     |     |     |       |    |    |    |     |         |    |    |     |     |   |    |   |       |              |           |           |            |            |          |           |          |              |           |    |     |     |    |    |          |   |     |      |    |   |            |   |     |      |    |   |              |   |    |     |    |   |         |   |    |     |    |   |            |   |    |      |    |   |           |   |   |     |   |   |           |   |   |     |   |   |              |           |            |             |           |          |               |    |     |     |    |    |                       |   |    |      |    |   |              |          |           |             |           |          |         |    |     |     |     |        |    |           |   |     |      |      |     |    |              |          |            |             |             |            |           |              |    |     |     |    |    |    |           |   |   |     |   |   |   |              |          |          |            |          |          |          |                 |    |     |     |    |    |    |           |   |    |      |   |    |   |             |   |   |     |   |   |   |              |          |           |             |          |           |          |  |  |  |  |  |  |  |  |  |  |                     |  |  |  |  |  |         |     |     |     |    |    |         |    |    |     |    |   |            |   |    |     |   |   |           |   |   |     |    |   |            |   |   |     |    |   |              |           |            |            |           |          |         |     |     |     |       |    |    |    |     |          |    |    |     |      |   |    |   |      |              |           |           |            |             |          |           |          |             |           |    |     |     |    |    |           |   |     |      |    |   |           |   |    |      |    |   |           |   |    |     |    |   |         |   |    |     |   |   |            |   |    |      |    |   |             |   |    |      |    |   |             |   |    |      |    |   |           |   |   |     |   |   |          |   |   |     |    |   |              |           |            |             |           |          |               |    |     |     |    |    |              |          |          |            |          |          |         |    |     |     |     |        |    |           |   |    |      |      |     |    |              |          |           |             |             |            |           |              |    |     |     |    |    |    |           |   |   |     |   |   |   |           |   |   |     |   |   |   |              |          |          |            |          |          |          |                 |    |     |     |    |    |    |           |   |    |      |   |    |   |            |   |    |      |   |    |   |                 |   |   |     |   |   |   |             |   |   |     |   |   |   |              |          |           |             |          |           |          |
| INTERCEPTIONS  | NO        | YDS        | AVG         | LG          | TD         |           |          |              |  |                  |  |  |  |  |  |         |     |     |     |    |    |              |    |     |     |    |   |           |   |    |     |   |   |         |   |    |      |    |   |              |           |            |            |           |          |         |     |     |     |       |    |    |    |     |         |    |    |     |     |   |    |   |       |              |           |           |            |            |          |           |          |              |           |    |     |     |    |    |          |   |     |      |    |   |            |   |     |      |    |   |              |   |    |     |    |   |         |   |    |     |    |   |            |   |    |      |    |   |           |   |   |     |   |   |           |   |   |     |   |   |              |           |            |             |           |          |               |    |     |     |    |    |                       |   |    |      |    |   |              |          |           |             |           |          |         |    |     |     |     |        |    |           |   |     |      |      |     |    |              |          |            |             |             |            |           |              |    |     |     |    |    |    |           |   |   |     |   |   |   |              |          |          |            |          |          |          |                 |    |     |     |    |    |    |           |   |    |      |   |    |   |             |   |   |     |   |   |   |              |          |           |             |          |           |          |  |  |  |  |  |  |  |  |  |  |                     |  |  |  |  |  |         |     |     |     |    |    |         |    |    |     |    |   |            |   |    |     |   |   |           |   |   |     |    |   |            |   |   |     |    |   |              |           |            |            |           |          |         |     |     |     |       |    |    |    |     |          |    |    |     |      |   |    |   |      |              |           |           |            |             |          |           |          |             |           |    |     |     |    |    |           |   |     |      |    |   |           |   |    |      |    |   |           |   |    |     |    |   |         |   |    |     |   |   |            |   |    |      |    |   |             |   |    |      |    |   |             |   |    |      |    |   |           |   |   |     |   |   |          |   |   |     |    |   |              |           |            |             |           |          |               |    |     |     |    |    |              |          |          |            |          |          |         |    |     |     |     |        |    |           |   |    |      |      |     |    |              |          |           |             |             |            |           |              |    |     |     |    |    |    |           |   |   |     |   |   |   |           |   |   |     |   |   |   |              |          |          |            |          |          |          |                 |    |     |     |    |    |    |           |   |    |      |   |    |   |            |   |    |      |   |    |   |                 |   |   |     |   |   |   |             |   |   |     |   |   |   |              |          |           |             |          |           |          |
| <b>Total</b>   | <b>0</b>  | <b>0</b>   | <b>0.0</b>  | <b>0</b>    | <b>0</b>   |           |          |              |  |                  |  |  |  |  |  |         |     |     |     |    |    |              |    |     |     |    |   |           |   |    |     |   |   |         |   |    |      |    |   |              |           |            |            |           |          |         |     |     |     |       |    |    |    |     |         |    |    |     |     |   |    |   |       |              |           |           |            |            |          |           |          |              |           |    |     |     |    |    |          |   |     |      |    |   |            |   |     |      |    |   |              |   |    |     |    |   |         |   |    |     |    |   |            |   |    |      |    |   |           |   |   |     |   |   |           |   |   |     |   |   |              |           |            |             |           |          |               |    |     |     |    |    |                       |   |    |      |    |   |              |          |           |             |           |          |         |    |     |     |     |        |    |           |   |     |      |      |     |    |              |          |            |             |             |            |           |              |    |     |     |    |    |    |           |   |   |     |   |   |   |              |          |          |            |          |          |          |                 |    |     |     |    |    |    |           |   |    |      |   |    |   |             |   |   |     |   |   |   |              |          |           |             |          |           |          |  |  |  |  |  |  |  |  |  |  |                     |  |  |  |  |  |         |     |     |     |    |    |         |    |    |     |    |   |            |   |    |     |   |   |           |   |   |     |    |   |            |   |   |     |    |   |              |           |            |            |           |          |         |     |     |     |       |    |    |    |     |          |    |    |     |      |   |    |   |      |              |           |           |            |             |          |           |          |             |           |    |     |     |    |    |           |   |     |      |    |   |           |   |    |      |    |   |           |   |    |     |    |   |         |   |    |     |   |   |            |   |    |      |    |   |             |   |    |      |    |   |             |   |    |      |    |   |           |   |   |     |   |   |          |   |   |     |    |   |              |           |            |             |           |          |               |    |     |     |    |    |              |          |          |            |          |          |         |    |     |     |     |        |    |           |   |    |      |      |     |    |              |          |           |             |             |            |           |              |    |     |     |    |    |    |           |   |   |     |   |   |   |           |   |   |     |   |   |   |              |          |          |            |          |          |          |                 |    |     |     |    |    |    |           |   |    |      |   |    |   |            |   |    |      |   |    |   |                 |   |   |     |   |   |   |             |   |   |     |   |   |   |              |          |           |             |          |           |          |
| PUNTING  | NO        | YDS        | AVG         | NET         | TB/120     | LG        |          |              |  |                  |  |  |  |  |  |         |     |     |     |    |    |              |    |     |     |    |   |           |   |    |     |   |   |         |   |    |      |    |   |              |           |            |            |           |          |         |     |     |     |       |    |    |    |     |         |    |    |     |     |   |    |   |       |              |           |           |            |            |          |           |          |              |           |    |     |     |    |    |          |   |     |      |    |   |            |   |     |      |    |   |              |   |    |     |    |   |         |   |    |     |    |   |            |   |    |      |    |   |           |   |   |     |   |   |           |   |   |     |   |   |              |           |            |             |           |          |               |    |     |     |    |    |                       |   |    |      |    |   |              |          |           |             |           |          |         |    |     |     |     |        |    |           |   |     |      |      |     |    |              |          |            |             |             |            |           |              |    |     |     |    |    |    |           |   |   |     |   |   |   |              |          |          |            |          |          |          |                 |    |     |     |    |    |    |           |   |    |      |   |    |   |             |   |   |     |   |   |   |              |          |           |             |          |           |          |  |  |  |  |  |  |  |  |  |  |                     |  |  |  |  |  |         |     |     |     |    |    |         |    |    |     |    |   |            |   |    |     |   |   |           |   |   |     |    |   |            |   |   |     |    |   |              |           |            |            |           |          |         |     |     |     |       |    |    |    |     |          |    |    |     |      |   |    |   |      |              |           |           |            |             |          |           |          |             |           |    |     |     |    |    |           |   |     |      |    |   |           |   |    |      |    |   |           |   |    |     |    |   |         |   |    |     |   |   |            |   |    |      |    |   |             |   |    |      |    |   |             |   |    |      |    |   |           |   |   |     |   |   |          |   |   |     |    |   |              |           |            |             |           |          |               |    |     |     |    |    |              |          |          |            |          |          |         |    |     |     |     |        |    |           |   |    |      |      |     |    |              |          |           |             |             |            |           |              |    |     |     |    |    |    |           |   |   |     |   |   |   |           |   |   |     |   |   |   |              |          |          |            |          |          |          |                 |    |     |     |    |    |    |           |   |    |      |   |    |   |            |   |    |      |   |    |   |                 |   |   |     |   |   |   |             |   |   |     |   |   |   |              |          |           |             |          |           |          |
| B. Pinion  | 2         | 83         | 41.5        | 41.5        | 0/2        | 51        |          |              |  |                  |  |  |  |  |  |         |     |     |     |    |    |              |    |     |     |    |   |           |   |    |     |   |   |         |   |    |      |    |   |              |           |            |            |           |          |         |     |     |     |       |    |    |    |     |         |    |    |     |     |   |    |   |       |              |           |           |            |            |          |           |          |              |           |    |     |     |    |    |          |   |     |      |    |   |            |   |     |      |    |   |              |   |    |     |    |   |         |   |    |     |    |   |            |   |    |      |    |   |           |   |   |     |   |   |           |   |   |     |   |   |              |           |            |             |           |          |               |    |     |     |    |    |                       |   |    |      |    |   |              |          |           |             |           |          |         |    |     |     |     |        |    |           |   |     |      |      |     |    |              |          |            |             |             |            |           |              |    |     |     |    |    |    |           |   |   |     |   |   |   |              |          |          |            |          |          |          |                 |    |     |     |    |    |    |           |   |    |      |   |    |   |             |   |   |     |   |   |   |              |          |           |             |          |           |          |  |  |  |  |  |  |  |  |  |  |                     |  |  |  |  |  |         |     |     |     |    |    |         |    |    |     |    |   |            |   |    |     |   |   |           |   |   |     |    |   |            |   |   |     |    |   |              |           |            |            |           |          |         |     |     |     |       |    |    |    |     |          |    |    |     |      |   |    |   |      |              |           |           |            |             |          |           |          |             |           |    |     |     |    |    |           |   |     |      |    |   |           |   |    |      |    |   |           |   |    |     |    |   |         |   |    |     |   |   |            |   |    |      |    |   |             |   |    |      |    |   |             |   |    |      |    |   |           |   |   |     |   |   |          |   |   |     |    |   |              |           |            |             |           |          |               |    |     |     |    |    |              |          |          |            |          |          |         |    |     |     |     |        |    |           |   |    |      |      |     |    |              |          |           |             |             |            |           |              |    |     |     |    |    |    |           |   |   |     |   |   |   |           |   |   |     |   |   |   |              |          |          |            |          |          |          |                 |    |     |     |    |    |    |           |   |    |      |   |    |   |            |   |    |      |   |    |   |                 |   |   |     |   |   |   |             |   |   |     |   |   |   |              |          |           |             |          |           |          |
| <b>Total</b>   | <b>2</b>  | <b>83</b>  | <b>41.5</b> | <b>41.5</b> | <b>0/2</b> | <b>51</b> |          |              |  |                  |  |  |  |  |  |         |     |     |     |    |    |              |    |     |     |    |   |           |   |    |     |   |   |         |   |    |      |    |   |              |           |            |            |           |          |         |     |     |     |       |    |    |    |     |         |    |    |     |     |   |    |   |       |              |           |           |            |            |          |           |          |              |           |    |     |     |    |    |          |   |     |      |    |   |            |   |     |      |    |   |              |   |    |     |    |   |         |   |    |     |    |   |            |   |    |      |    |   |           |   |   |     |   |   |           |   |   |     |   |   |              |           |            |             |           |          |               |    |     |     |    |    |                       |   |    |      |    |   |              |          |           |             |           |          |         |    |     |     |     |        |    |           |   |     |      |      |     |    |              |          |            |             |             |            |           |              |    |     |     |    |    |    |           |   |   |     |   |   |   |              |          |          |            |          |          |          |                 |    |     |     |    |    |    |           |   |    |      |   |    |   |             |   |   |     |   |   |   |              |          |           |             |          |           |          |  |  |  |  |  |  |  |  |  |  |                     |  |  |  |  |  |         |     |     |     |    |    |         |    |    |     |    |   |            |   |    |     |   |   |           |   |   |     |    |   |            |   |   |     |    |   |              |           |            |            |           |          |         |     |     |     |       |    |    |    |     |          |    |    |     |      |   |    |   |      |              |           |           |            |             |          |           |          |             |           |    |     |     |    |    |           |   |     |      |    |   |           |   |    |      |    |   |           |   |    |     |    |   |         |   |    |     |   |   |            |   |    |      |    |   |             |   |    |      |    |   |             |   |    |      |    |   |           |   |   |     |   |   |          |   |   |     |    |   |              |           |            |             |           |          |               |    |     |     |    |    |              |          |          |            |          |          |         |    |     |     |     |        |    |           |   |    |      |      |     |    |              |          |           |             |             |            |           |              |    |     |     |    |    |    |           |   |   |     |   |   |   |           |   |   |     |   |   |   |              |          |          |            |          |          |          |                 |    |     |     |    |    |    |           |   |    |      |   |    |   |            |   |    |      |   |    |   |                 |   |   |     |   |   |   |             |   |   |     |   |   |   |              |          |           |             |          |           |          |
| PUNT RETURNS   | NO        | YDS        | AVG         | FC          | LG         | TD        |          |              |  |                  |  |  |  |  |  |         |     |     |     |    |    |              |    |     |     |    |   |           |   |    |     |   |   |         |   |    |      |    |   |              |           |            |            |           |          |         |     |     |     |       |    |    |    |     |         |    |    |     |     |   |    |   |       |              |           |           |            |            |          |           |          |              |           |    |     |     |    |    |          |   |     |      |    |   |            |   |     |      |    |   |              |   |    |     |    |   |         |   |    |     |    |   |            |   |    |      |    |   |           |   |   |     |   |   |           |   |   |     |   |   |              |           |            |             |           |          |               |    |     |     |    |    |                       |   |    |      |    |   |              |          |           |             |           |          |         |    |     |     |     |        |    |           |   |     |      |      |     |    |              |          |            |             |             |            |           |              |    |     |     |    |    |    |           |   |   |     |   |   |   |              |          |          |            |          |          |          |                 |    |     |     |    |    |    |           |   |    |      |   |    |   |             |   |   |     |   |   |   |              |          |           |             |          |           |          |  |  |  |  |  |  |  |  |  |  |                     |  |  |  |  |  |         |     |     |     |    |    |         |    |    |     |    |   |            |   |    |     |   |   |           |   |   |     |    |   |            |   |   |     |    |   |              |           |            |            |           |          |         |     |     |     |       |    |    |    |     |          |    |    |     |      |   |    |   |      |              |           |           |            |             |          |           |          |             |           |    |     |     |    |    |           |   |     |      |    |   |           |   |    |      |    |   |           |   |    |     |    |   |         |   |    |     |   |   |            |   |    |      |    |   |             |   |    |      |    |   |             |   |    |      |    |   |           |   |   |     |   |   |          |   |   |     |    |   |              |           |            |             |           |          |               |    |     |     |    |    |              |          |          |            |          |          |         |    |     |     |     |        |    |           |   |    |      |      |     |    |              |          |           |             |             |            |           |              |    |     |     |    |    |    |           |   |   |     |   |   |   |           |   |   |     |   |   |   |              |          |          |            |          |          |          |                 |    |     |     |    |    |    |           |   |    |      |   |    |   |            |   |    |      |   |    |   |                 |   |   |     |   |   |   |             |   |   |     |   |   |   |              |          |           |             |          |           |          |
| T. Taylor  | 1         | 9          | 9.0         | 0           | 9          | 0         |          |              |  |                  |  |  |  |  |  |         |     |     |     |    |    |              |    |     |     |    |   |           |   |    |     |   |   |         |   |    |      |    |   |              |           |            |            |           |          |         |     |     |     |       |    |    |    |     |         |    |    |     |     |   |    |   |       |              |           |           |            |            |          |           |          |              |           |    |     |     |    |    |          |   |     |      |    |   |            |   |     |      |    |   |              |   |    |     |    |   |         |   |    |     |    |   |            |   |    |      |    |   |           |   |   |     |   |   |           |   |   |     |   |   |              |           |            |             |           |          |               |    |     |     |    |    |                       |   |    |      |    |   |              |          |           |             |           |          |         |    |     |     |     |        |    |           |   |     |      |      |     |    |              |          |            |             |             |            |           |              |    |     |     |    |    |    |           |   |   |     |   |   |   |              |          |          |            |          |          |          |                 |    |     |     |    |    |    |           |   |    |      |   |    |   |             |   |   |     |   |   |   |              |          |           |             |          |           |          |  |  |  |  |  |  |  |  |  |  |                     |  |  |  |  |  |         |     |     |     |    |    |         |    |    |     |    |   |            |   |    |     |   |   |           |   |   |     |    |   |            |   |   |     |    |   |              |           |            |            |           |          |         |     |     |     |       |    |    |    |     |          |    |    |     |      |   |    |   |      |              |           |           |            |             |          |           |          |             |           |    |     |     |    |    |           |   |     |      |    |   |           |   |    |      |    |   |           |   |    |     |    |   |         |   |    |     |   |   |            |   |    |      |    |   |             |   |    |      |    |   |             |   |    |      |    |   |           |   |   |     |   |   |          |   |   |     |    |   |              |           |            |             |           |          |               |    |     |     |    |    |              |          |          |            |          |          |         |    |     |     |     |        |    |           |   |    |      |      |     |    |              |          |           |             |             |            |           |              |    |     |     |    |    |    |           |   |   |     |   |   |   |           |   |   |     |   |   |   |              |          |          |            |          |          |          |                 |    |     |     |    |    |    |           |   |    |      |   |    |   |            |   |    |      |   |    |   |                 |   |   |     |   |   |   |             |   |   |     |   |   |   |              |          |           |             |          |           |          |
| V. Bolden  | 1         | 0          | 0.0         | 0           | 0          | 0         |          |              |  |                  |  |  |  |  |  |         |     |     |     |    |    |              |    |     |     |    |   |           |   |    |     |   |   |         |   |    |      |    |   |              |           |            |            |           |          |         |     |     |     |       |    |    |    |     |         |    |    |     |     |   |    |   |       |              |           |           |            |            |          |           |          |              |           |    |     |     |    |    |          |   |     |      |    |   |            |   |     |      |    |   |              |   |    |     |    |   |         |   |    |     |    |   |            |   |    |      |    |   |           |   |   |     |   |   |           |   |   |     |   |   |              |           |            |             |           |          |               |    |     |     |    |    |                       |   |    |      |    |   |              |          |           |             |           |          |         |    |     |     |     |        |    |           |   |     |      |      |     |    |              |          |            |             |             |            |           |              |    |     |     |    |    |    |           |   |   |     |   |   |   |              |          |          |            |          |          |          |                 |    |     |     |    |    |    |           |   |    |      |   |    |   |             |   |   |     |   |   |   |              |          |           |             |          |           |          |  |  |  |  |  |  |  |  |  |  |                     |  |  |  |  |  |         |     |     |     |    |    |         |    |    |     |    |   |            |   |    |     |   |   |           |   |   |     |    |   |            |   |   |     |    |   |              |           |            |            |           |          |         |     |     |     |       |    |    |    |     |          |    |    |     |      |   |    |   |      |              |           |           |            |             |          |           |          |             |           |    |     |     |    |    |           |   |     |      |    |   |           |   |    |      |    |   |           |   |    |     |    |   |         |   |    |     |   |   |            |   |    |      |    |   |             |   |    |      |    |   |             |   |    |      |    |   |           |   |   |     |   |   |          |   |   |     |    |   |              |           |            |             |           |          |               |    |     |     |    |    |              |          |          |            |          |          |         |    |     |     |     |        |    |           |   |    |      |      |     |    |              |          |           |             |             |            |           |              |    |     |     |    |    |    |           |   |   |     |   |   |   |           |   |   |     |   |   |   |              |          |          |            |          |          |          |                 |    |     |     |    |    |    |           |   |    |      |   |    |   |            |   |    |      |   |    |   |                 |   |   |     |   |   |   |             |   |   |     |   |   |   |              |          |           |             |          |           |          |
| <b>Total</b>   | <b>2</b>  | <b>9</b>   | <b>4.5</b>  | <b>0</b>    | <b>9</b>   | <b>0</b>  |          |              |  |                  |  |  |  |  |  |         |     |     |     |    |    |              |    |     |     |    |   |           |   |    |     |   |   |         |   |    |      |    |   |              |           |            |            |           |          |         |     |     |     |       |    |    |    |     |         |    |    |     |     |   |    |   |       |              |           |           |            |            |          |           |          |              |           |    |     |     |    |    |          |   |     |      |    |   |            |   |     |      |    |   |              |   |    |     |    |   |         |   |    |     |    |   |            |   |    |      |    |   |           |   |   |     |   |   |           |   |   |     |   |   |              |           |            |             |           |          |               |    |     |     |    |    |                       |   |    |      |    |   |              |          |           |             |           |          |         |    |     |     |     |        |    |           |   |     |      |      |     |    |              |          |            |             |             |            |           |              |    |     |     |    |    |    |           |   |   |     |   |   |   |              |          |          |            |          |          |          |                 |    |     |     |    |    |    |           |   |    |      |   |    |   |             |   |   |     |   |   |   |              |          |           |             |          |           |          |  |  |  |  |  |  |  |  |  |  |                     |  |  |  |  |  |         |     |     |     |    |    |         |    |    |     |    |   |            |   |    |     |   |   |           |   |   |     |    |   |            |   |   |     |    |   |              |           |            |            |           |          |         |     |     |     |       |    |    |    |     |          |    |    |     |      |   |    |   |      |              |           |           |            |             |          |           |          |             |           |    |     |     |    |    |           |   |     |      |    |   |           |   |    |      |    |   |           |   |    |     |    |   |         |   |    |     |   |   |            |   |    |      |    |   |             |   |    |      |    |   |             |   |    |      |    |   |           |   |   |     |   |   |          |   |   |     |    |   |              |           |            |             |           |          |               |    |     |     |    |    |              |          |          |            |          |          |         |    |     |     |     |        |    |           |   |    |      |      |     |    |              |          |           |             |             |            |           |              |    |     |     |    |    |    |           |   |   |     |   |   |   |           |   |   |     |   |   |   |              |          |          |            |          |          |          |                 |    |     |     |    |    |    |           |   |    |      |   |    |   |            |   |    |      |   |    |   |                 |   |   |     |   |   |   |             |   |   |     |   |   |   |              |          |           |             |          |           |          |
| KICKOFF RETURNS  | NO        | YDS        | AVG         | FC          | LG         | TD        |          |              |  |                  |  |  |  |  |  |         |     |     |     |    |    |              |    |     |     |    |   |           |   |    |     |   |   |         |   |    |      |    |   |              |           |            |            |           |          |         |     |     |     |       |    |    |    |     |         |    |    |     |     |   |    |   |       |              |           |           |            |            |          |           |          |              |           |    |     |     |    |    |          |   |     |      |    |   |            |   |     |      |    |   |              |   |    |     |    |   |         |   |    |     |    |   |            |   |    |      |    |   |           |   |   |     |   |   |           |   |   |     |   |   |              |           |            |             |           |          |               |    |     |     |    |    |                       |   |    |      |    |   |              |          |           |             |           |          |         |    |     |     |     |        |    |           |   |     |      |      |     |    |              |          |            |             |             |            |           |              |    |     |     |    |    |    |           |   |   |     |   |   |   |              |          |          |            |          |          |          |                 |    |     |     |    |    |    |           |   |    |      |   |    |   |             |   |   |     |   |   |   |              |          |           |             |          |           |          |  |  |  |  |  |  |  |  |  |  |                     |  |  |  |  |  |         |     |     |     |    |    |         |    |    |     |    |   |            |   |    |     |   |   |           |   |   |     |    |   |            |   |   |     |    |   |              |           |            |            |           |          |         |     |     |     |       |    |    |    |     |          |    |    |     |      |   |    |   |      |              |           |           |            |             |          |           |          |             |           |    |     |     |    |    |           |   |     |      |    |   |           |   |    |      |    |   |           |   |    |     |    |   |         |   |    |     |   |   |            |   |    |      |    |   |             |   |    |      |    |   |             |   |    |      |    |   |           |   |   |     |   |   |          |   |   |     |    |   |              |           |            |             |           |          |               |    |     |     |    |    |              |          |          |            |          |          |         |    |     |     |     |        |    |           |   |    |      |      |     |    |              |          |           |             |             |            |           |              |    |     |     |    |    |    |           |   |   |     |   |   |   |           |   |   |     |   |   |   |              |          |          |            |          |          |          |                 |    |     |     |    |    |    |           |   |    |      |   |    |   |            |   |    |      |   |    |   |                 |   |   |     |   |   |   |             |   |   |     |   |   |   |              |          |           |             |          |           |          |
| V. Bolden  | 2         | 36         | 18.0        | 0           | 18         | 0         |          |              |  |                  |  |  |  |  |  |         |     |     |     |    |    |              |    |     |     |    |   |           |   |    |     |   |   |         |   |    |      |    |   |              |           |            |            |           |          |         |     |     |     |       |    |    |    |     |         |    |    |     |     |   |    |   |       |              |           |           |            |            |          |           |          |              |           |    |     |     |    |    |          |   |     |      |    |   |            |   |     |      |    |   |              |   |    |     |    |   |         |   |    |     |    |   |            |   |    |      |    |   |           |   |   |     |   |   |           |   |   |     |   |   |              |           |            |             |           |          |               |    |     |     |    |    |                       |   |    |      |    |   |              |          |           |             |           |          |         |    |     |     |     |        |    |           |   |     |      |      |     |    |              |          |            |             |             |            |           |              |    |     |     |    |    |    |           |   |   |     |   |   |   |              |          |          |            |          |          |          |                 |    |     |     |    |    |    |           |   |    |      |   |    |   |             |   |   |     |   |   |   |              |          |           |             |          |           |          |  |  |  |  |  |  |  |  |  |  |                     |  |  |  |  |  |         |     |     |     |    |    |         |    |    |     |    |   |            |   |    |     |   |   |           |   |   |     |    |   |            |   |   |     |    |   |              |           |            |            |           |          |         |     |     |     |       |    |    |    |     |          |    |    |     |      |   |    |   |      |              |           |           |            |             |          |           |          |             |           |    |     |     |    |    |           |   |     |      |    |   |           |   |    |      |    |   |           |   |    |     |    |   |         |   |    |     |   |   |            |   |    |      |    |   |             |   |    |      |    |   |             |   |    |      |    |   |           |   |   |     |   |   |          |   |   |     |    |   |              |           |            |             |           |          |               |    |     |     |    |    |              |          |          |            |          |          |         |    |     |     |     |        |    |           |   |    |      |      |     |    |              |          |           |             |             |            |           |              |    |     |     |    |    |    |           |   |   |     |   |   |   |           |   |   |     |   |   |   |              |          |          |            |          |          |          |                 |    |     |     |    |    |    |           |   |    |      |   |    |   |            |   |    |      |   |    |   |                 |   |   |     |   |   |   |             |   |   |     |   |   |   |              |          |           |             |          |           |          |
| R. Mostert   | 1         | 20         | 20.0        | 0           | 20         | 0         |          |              |  |                  |  |  |  |  |  |         |     |     |     |    |    |              |    |     |     |    |   |           |   |    |     |   |   |         |   |    |      |    |   |              |           |            |            |           |          |         |     |     |     |       |    |    |    |     |         |    |    |     |     |   |    |   |       |              |           |           |            |            |          |           |          |              |           |    |     |     |    |    |          |   |     |      |    |   |            |   |     |      |    |   |              |   |    |     |    |   |         |   |    |     |    |   |            |   |    |      |    |   |           |   |   |     |   |   |           |   |   |     |   |   |              |           |            |             |           |          |               |    |     |     |    |    |                       |   |    |      |    |   |              |          |           |             |           |          |         |    |     |     |     |        |    |           |   |     |      |      |     |    |              |          |            |             |             |            |           |              |    |     |     |    |    |    |           |   |   |     |   |   |   |              |          |          |            |          |          |          |                 |    |     |     |    |    |    |           |   |    |      |   |    |   |             |   |   |     |   |   |   |              |          |           |             |          |           |          |  |  |  |  |  |  |  |  |  |  |                     |  |  |  |  |  |         |     |     |     |    |    |         |    |    |     |    |   |            |   |    |     |   |   |           |   |   |     |    |   |            |   |   |     |    |   |              |           |            |            |           |          |         |     |     |     |       |    |    |    |     |          |    |    |     |      |   |    |   |      |              |           |           |            |             |          |           |          |             |           |    |     |     |    |    |           |   |     |      |    |   |           |   |    |      |    |   |           |   |    |     |    |   |         |   |    |     |   |   |            |   |    |      |    |   |             |   |    |      |    |   |             |   |    |      |    |   |           |   |   |     |   |   |          |   |   |     |    |   |              |           |            |             |           |          |               |    |     |     |    |    |              |          |          |            |          |          |         |    |     |     |     |        |    |           |   |    |      |      |     |    |              |          |           |             |             |            |           |              |    |     |     |    |    |    |           |   |   |     |   |   |   |           |   |   |     |   |   |   |              |          |          |            |          |          |          |                 |    |     |     |    |    |    |           |   |    |      |   |    |   |            |   |    |      |   |    |   |                 |   |   |     |   |   |   |             |   |   |     |   |   |   |              |          |           |             |          |           |          |
| [OUT OF BOUNDS]  | 1         | 0          | 0.0         | 0           | 0          | 0         |          |              |  |                  |  |  |  |  |  |         |     |     |     |    |    |              |    |     |     |    |   |           |   |    |     |   |   |         |   |    |      |    |   |              |           |            |            |           |          |         |     |     |     |       |    |    |    |     |         |    |    |     |     |   |    |   |       |              |           |           |            |            |          |           |          |              |           |    |     |     |    |    |          |   |     |      |    |   |            |   |     |      |    |   |              |   |    |     |    |   |         |   |    |     |    |   |            |   |    |      |    |   |           |   |   |     |   |   |           |   |   |     |   |   |              |           |            |             |           |          |               |    |     |     |    |    |                       |   |    |      |    |   |              |          |           |             |           |          |         |    |     |     |     |        |    |           |   |     |      |      |     |    |              |          |            |             |             |            |           |              |    |     |     |    |    |    |           |   |   |     |   |   |   |              |          |          |            |          |          |          |                 |    |     |     |    |    |    |           |   |    |      |   |    |   |             |   |   |     |   |   |   |              |          |           |             |          |           |          |  |  |  |  |  |  |  |  |  |  |                     |  |  |  |  |  |         |     |     |     |    |    |         |    |    |     |    |   |            |   |    |     |   |   |           |   |   |     |    |   |            |   |   |     |    |   |              |           |            |            |           |          |         |     |     |     |       |    |    |    |     |          |    |    |     |      |   |    |   |      |              |           |           |            |             |          |           |          |             |           |    |     |     |    |    |           |   |     |      |    |   |           |   |    |      |    |   |           |   |    |     |    |   |         |   |    |     |   |   |            |   |    |      |    |   |             |   |    |      |    |   |             |   |    |      |    |   |           |   |   |     |   |   |          |   |   |     |    |   |              |           |            |             |           |          |               |    |     |     |    |    |              |          |          |            |          |          |         |    |     |     |     |        |    |           |   |    |      |      |     |    |              |          |           |             |             |            |           |              |    |     |     |    |    |    |           |   |   |     |   |   |   |           |   |   |     |   |   |   |              |          |          |            |          |          |          |                 |    |     |     |    |    |    |           |   |    |      |   |    |   |            |   |    |      |   |    |   |                 |   |   |     |   |   |   |             |   |   |     |   |   |   |              |          |           |             |          |           |          |
| [TOUCHBACK]  | 4         | 0          | 0.0         | 0           | 0          | 0         |          |              |  |                  |  |  |  |  |  |         |     |     |     |    |    |              |    |     |     |    |   |           |   |    |     |   |   |         |   |    |      |    |   |              |           |            |            |           |          |         |     |     |     |       |    |    |    |     |         |    |    |     |     |   |    |   |       |              |           |           |            |            |          |           |          |              |           |    |     |     |    |    |          |   |     |      |    |   |            |   |     |      |    |   |              |   |    |     |    |   |         |   |    |     |    |   |            |   |    |      |    |   |           |   |   |     |   |   |           |   |   |     |   |   |              |           |            |             |           |          |               |    |     |     |    |    |                       |   |    |      |    |   |              |          |           |             |           |          |         |    |     |     |     |        |    |           |   |     |      |      |     |    |              |          |            |             |             |            |           |              |    |     |     |    |    |    |           |   |   |     |   |   |   |              |          |          |            |          |          |          |                 |    |     |     |    |    |    |           |   |    |      |   |    |   |             |   |   |     |   |   |   |              |          |           |             |          |           |          |  |  |  |  |  |  |  |  |  |  |                     |  |  |  |  |  |         |     |     |     |    |    |         |    |    |     |    |   |            |   |    |     |   |   |           |   |   |     |    |   |            |   |   |     |    |   |              |           |            |            |           |          |         |     |     |     |       |    |    |    |     |          |    |    |     |      |   |    |   |      |              |           |           |            |             |          |           |          |             |           |    |     |     |    |    |           |   |     |      |    |   |           |   |    |      |    |   |           |   |    |     |    |   |         |   |    |     |   |   |            |   |    |      |    |   |             |   |    |      |    |   |             |   |    |      |    |   |           |   |   |     |   |   |          |   |   |     |    |   |              |           |            |             |           |          |               |    |     |     |    |    |              |          |          |            |          |          |         |    |     |     |     |        |    |           |   |    |      |      |     |    |              |          |           |             |             |            |           |              |    |     |     |    |    |    |           |   |   |     |   |   |   |           |   |   |     |   |   |   |              |          |          |            |          |          |          |                 |    |     |     |    |    |    |           |   |    |      |   |    |   |            |   |    |      |   |    |   |                 |   |   |     |   |   |   |             |   |   |     |   |   |   |              |          |           |             |          |           |          |
| <b>Total</b>   | <b>3</b>  | <b>56</b>  | <b>18.7</b> | <b>0</b>    | <b>20</b>  | <b>0</b>  |          |              |  |                  |  |  |  |  |  |         |     |     |     |    |    |              |    |     |     |    |   |           |   |    |     |   |   |         |   |    |      |    |   |              |           |            |            |           |          |         |     |     |     |       |    |    |    |     |         |    |    |     |     |   |    |   |       |              |           |           |            |            |          |           |          |              |           |    |     |     |    |    |          |   |     |      |    |   |            |   |     |      |    |   |              |   |    |     |    |   |         |   |    |     |    |   |            |   |    |      |    |   |           |   |   |     |   |   |           |   |   |     |   |   |              |           |            |             |           |          |               |    |     |     |    |    |                       |   |    |      |    |   |              |          |           |             |           |          |         |    |     |     |     |        |    |           |   |     |      |      |     |    |              |          |            |             |             |            |           |              |    |     |     |    |    |    |           |   |   |     |   |   |   |              |          |          |            |          |          |          |                 |    |     |     |    |    |    |           |   |    |      |   |    |   |             |   |   |     |   |   |   |              |          |           |             |          |           |          |  |  |  |  |  |  |  |  |  |  |                     |  |  |  |  |  |         |     |     |     |    |    |         |    |    |     |    |   |            |   |    |     |   |   |           |   |   |     |    |   |            |   |   |     |    |   |              |           |            |            |           |          |         |     |     |     |       |    |    |    |     |          |    |    |     |      |   |    |   |      |              |           |           |            |             |          |           |          |             |           |    |     |     |    |    |           |   |     |      |    |   |           |   |    |      |    |   |           |   |    |     |    |   |         |   |    |     |   |   |            |   |    |      |    |   |             |   |    |      |    |   |             |   |    |      |    |   |           |   |   |     |   |   |          |   |   |     |    |   |              |           |            |             |           |          |               |    |     |     |    |    |              |          |          |            |          |          |         |    |     |     |     |        |    |           |   |    |      |      |     |    |              |          |           |             |             |            |           |              |    |     |     |    |    |    |           |   |   |     |   |   |   |           |   |   |     |   |   |   |              |          |          |            |          |          |          |                 |    |     |     |    |    |    |           |   |    |      |   |    |   |            |   |    |      |   |    |   |                 |   |   |     |   |   |   |             |   |   |     |   |   |   |              |          |           |             |          |           |          |

# DEFENSIVE STATISTICS (BASED ON COACHES' FILM REVIEW)

| PLAYER           | T  | S | A | S-YDS   | I-YDS | PD | FF | FR | PLAYER       | T         | S         | A         | S-YDS           | I-YDS       | PD       | FF       | FR       |
|------------------|----|---|---|---------|-------|----|----|----|--------------|-----------|-----------|-----------|-----------------|-------------|----------|----------|----------|
| A. Ogletree      | 14 | 9 | 5 | 0-0     | 0-0   | 2  | 0  | 0  | M. Longacre  | 3         | 2         | 1         | 1.0-4.0         | 0-0         | 0        | 0        | 0        |
| M. Barron        | 9  | 8 | 1 | 0-0     | 0-0   | 0  | 0  | 0  | T. Smart     | 3         | 1         | 2         | 0-0             | 0-0         | 0        | 0        | 0        |
| M. Alexander     | 8  | 3 | 5 | 0-0     | 0-0   | 0  | 0  | 0  | S. Ebukam    | 3         | 0         | 3         | 0-0             | 0-0         | 0        | 0        | 0        |
| M. Brockers      | 6  | 6 | 0 | 0-0     | 0-0   | 0  | 0  | 0  | T. Walker    | 2         | 1         | 1         | 0-0             | 0-0         | 0        | 1        | 0        |
| T. Johnson       | 6  | 4 | 2 | 0-0     | 0-0   | 1  | 0  | 0  | E. Westbrook | 1         | 1         | 0         | 0-0             | 0-0         | 0        | 0        | 0        |
| C. Barwin        | 6  | 3 | 3 | 1.0-7.0 | 0-0   | 0  | 0  | 0  | T. Hill      | 1         | 1         | 0         | 0-0             | 0-0         | 2        | 0        | 0        |
| C. Davis         | 5  | 2 | 3 | 0-0     | 0-0   | 0  | 0  | 0  | C. Littleton | 1         | 0         | 0         | 0-0             | 0-0         | 0        | 0        | 0        |
| N. Robey-Coleman | 4  | 3 | 1 | 0-0     | 1-25  | 2  | 0  | 1  | R. Quinn     | 1         | 0         | 1         | 0-0             | 0-0         | 0        | 1        | 0        |
| L. Joyner        | 4  | 1 | 3 | 0-0     | 0-0   | 0  | 0  | 0  | <b>TOTAL</b> | <b>81</b> | <b>49</b> | <b>32</b> | <b>4.0-24.0</b> | <b>1-25</b> | <b>7</b> | <b>1</b> | <b>1</b> |
| A. Donald        | 3  | 2 | 1 | 1.0-8.0 | 0-0   | 0  | 0  | 0  |              |           |           |           |                 |             |          |          |          |







**WEATHER: Indoors - ATTENDANCE: 91,869 - TIME: 3:21**

The Rams won their second-straight game, both on the road as they completed a come-from-behind win to beat the Cowboys 35-31 at AT&T Stadium in Arlington, Texas to improve to 3-1 on the season for the second-straight season. L.A. was led by RB Todd Gurley II who amassed 215 yards from scrimmage, including 121 rushing yards on 23 attempts (5.3 yards/rush) and 94 receiving on seven catches (13.4 yards/reception) including a 53-yard touchdown, which was the Rams' longest scoring play of the season, and Gurley's third-longest catch of his career. The L.A. defensive unit allowed only six points, one touchdown and for the second-consecutive week did not allow their opponent to convert on a two-point try late in the contest. LB Mark Barron recorded his first interception of the 2017 season, the sixth of his career. OLB Connor Barwin tallied a sack for the second week in a row, he now has 2.0 sacks on the season and 52.5 in his career. DT Michael Brockers recorded his first sack of the season, he now has 15.5 career sacks. In LS Jake McQuaide's 100th-career game, he executed seven snaps on seven field goal attempts from K Greg Zuerlein, Zuerlein connected on all seven field goal attempts establishing a new franchise record (previously held by former K Jeff Wilkins, six FGs vs. Denver 9/10/06). Zuerlein accounted for 23 of the Rams 35 points, with Gurley and WR Cooper Kupp posting the other 12 points.

## STARTING LINEUPS

### LOS ANGELES RAMS

|       |               |        |              |
|-------|---------------|--------|--------------|
| TE 86 | D. Carrier    | DT 92  | T. Smart     |
| TE 89 | T. Higbee     | NT 90  | M. Brockers  |
| LT 77 | A. Whitworth  | DT 99  | A. Donald    |
| LG 76 | R. Saffold    | OLB 94 | R. Quinn     |
| C 65  | J. Sullivan   | OLB 98 | C. Barwin    |
| RG 68 | J. Brown      | ILB 52 | A. Ogletree  |
| RT 79 | R. Havenstein | ILB 26 | M. Barron    |
| WR 12 | S. Watkins    | LCB 22 | T. Johnson   |
| WR 17 | R. Woods      | RCB 21 | K. Webster   |
| QB 16 | J. Goff       | SS 31  | M. Alexander |
| RB 30 | T. Gurley II  | FS 38  | C. Davis     |

### DALLAS COWBOYS

|       |              |        |              |
|-------|--------------|--------|--------------|
| WR 88 | D. Bryant    | DE 90  | D. Lawrence  |
| LT 77 | T. Smith     | DT 96  | M. Collins   |
| LG 64 | J. Cooper    | DT 55  | S. Paea      |
| C 72  | T. Frederick | DE 98  | T. Crawford  |
| RG 70 | Z. Martin    | SLB 57 | D. Wilson    |
| RT 71 | L. Collins   | WLB 52 | J. Durant    |
| TE 82 | J. Witten    | MLB 54 | J. Smith     |
| TE 84 | J. Hanna     | CB 30  | A. Brown     |
| WR 83 | T. Williams  | CB 32  | O. Scandrick |
| QB 4  | D. Prescott  | SS 38  | J. Heath     |
| RB 21 | E. Elliot    | FS 31  | B. Jones     |

**LOS ANGELES SUBSTITUTIONS:** K 4 G. Zuerlein, P 6 J. Hekker, WR 10 P. Cooper, WR 11 T. Austin, WR 18 C. Kupp, CB 23 N. Robey-Coleman DB 24 B. Countess, CB 32 T. Hill, RB 34 M. Brown, S 41 M. Christian, S 43 J. Johnson III, LS 44 J. McQuaide, OLB 50 S. Ebukam, LB 54 B. Hager, OLB 58 C. Littleton, T 63 D. Williams, C 66 A. Blythe, TE 81 Gerald Everett, WR 83 J. Reynolds, DE 93 E. Westbrook, DT 95 T. Walker, DE 96 M. Longacre, DE 97 M. Fox

**LOS ANGELES DID NOT PLAY** QB 14 S. Mannion

**LOS ANGELES INACTIVES:** QB 8 B. Allen, S 20 L. Joyner, RB 33 J. Davis, CB 36 D. Hatfield, OLB 51 E. Price, T 64 A. Donnal, T 73 C. Lucas

## SCORING SUMMARY

|                                 | 1 | 2  | 3  | 4 | OT | TOTAL | FIELD GOALS                              |
|---------------------------------|---|----|----|---|----|-------|--|
| <b>VISITOR</b> Los Angeles Rams | 3 | 13 | 10 | 9 | -  | 35    | (49), (44), (44), (30), (28), (43), (33) |
| <b>HOME</b> Dallas Cowboys      | 3 | 21 | 0  | 6 | -  | 30    | (34)                                     |

| TEAM    | Qtr | Time  | Play (Extra Point) (Drive Info)                                       | Visitor | Home |
|---------|-----|-------|---|---------|------|
| Cowboys | 1   | 11:30 | D. Bailey 34 yd. Field Goal (7-64, 3:30)                              | 0       | 3    |
| Rams    | 1   | 7:07  | G. Zuerlein 49 yd. Field Goal (9-53, 4:23)                            | 3       | 3    |
| Cowboys | 2   | 14:05 | E. Elliot 10 yd. pass from D. Prescott (D. Bailey kick) (15-81, 8:02) | 3       | 10   |
| Rams    | 2   | 12:39 | G. Zuerlein 44 yd. Field Goal (5-9, 1:26)                             | 6       | 10   |
| Cowboys | 2   | 10:53 | E. Elliot 1 yd. run (4-75, 1:46)                                      | 6       | 17   |
| Rams    | 2   | 6:33  | C. Kupp 7 yd pass from J. Goff (G. Zuerlein kick) (5-18, 1:56)        | 13      | 17   |
| Cowboys | 2   | 1:51  | B. Butler 10 yd. pass from D. Prescott (D. Bailey kick) (9-75, 4:42)  | 13      | 24   |
| Rams    | 2   | 0:00  | G. Zuerlein 44 yd. Field Goal (8-49, 1:51)                            | 16      | 24   |
| Rams    | 3   | 7:26  | G. Zuerlein 30 yd. Field Goal (8-54, 3:15)                            | 19      | 24   |
| Rams    | 3   | 2:59  | T. Gurley 53 yd. pass from J. Goff (G. Zuerlein kick) (4-90, 1:59)    | 26      | 24   |
| Rams    | 4   | 11:56 | G. Zuerlein 28 yd. Field Goal (11-78, 4:26)                           | 29      | 24   |
| Rams    | 4   | 9:41  | G. Zuerlein 43 yd. Field Goal (8-54, 3:15)                            | 32      | 24   |
| Cowboys | 4   | 7:11  | J. Hana 28 yd. pass from D. Prescott (pass failed) (5-75, 2:30)       | 32      | 30   |
| Rams    | 4   | 1:55  | G. Zuerlein 33 yd. Field Goal (12-68, 5:16)                           | 35      | 30   |





# FINAL TEAM STATISTICS

|  | RAMS            | COWBOYS         |                                       | RAMS           | COWBOYS         |
|--|-----------------|-----------------|---------------------------------------|----------------|-----------------|
| <b>TOTAL FIRST DOWNS</b>                     | <b>24</b>       | <b>22</b>       | <b>FGs - PATs Had Blocked</b>         | <b>0-0</b>     | <b>0-0</b>      |
| By Rushing                                   | 9               | 9               | Net Punting Average                   | 54.0           | 40.3            |
| By Passing                                   | 14              | 12              | <b>TOTAL RETURN YARDAGE (W/O KOR)</b> | <b>24</b>      | <b>0</b>        |
| By Penalty                                   | 1               | 1               | No. and Yards Punt Returns            | 3-20           | 1-0             |
| <b>THIRD DOWN EFFICIENCY</b>                 | <b>5-13-38%</b> | <b>7-14-50%</b> | No. and Yards Kickoff Returns         | 4-123          | 3-78            |
| <b>FOURTH DOWN EFFICIENCY</b>                | <b>0-0-0%</b>   | <b>1-2-50%</b>  | No. and Yards Interception Returns    | 1-4            | 0-0             |
| <b>TOTAL NET YARDS</b>                       | <b>412</b>      | <b>440</b>      | <b>PENALTIES Number and Yards</b>     | <b>7-41</b>    | <b>4-45</b>     |
| Total Offensive Plays                        | 68              | 65              | <b>FUMBLES Number and Lost</b>        | <b>1-0</b>     | <b>1-1</b>      |
| Average gain per offensive play              | 6.1             | 6.8             | <b>TOUCHDOWNS</b>                     | <b>2</b>       | <b>4</b>        |
| <b>NET YARDS RUSHING</b>                     | <b>168</b>      | <b>189</b>      | Rushing                               | 0              | 1               |
| Total Rushing Plays                          | 31              | 27              | Passing                               | 2              | 3               |
| Average gain per rushing play                | 5.4             | 7.0             | Returns                               | 0              | 0               |
| Tackles for a loss-number and yards          | 6-12            | 1-1             | <b>EXTRA POINTS Made-Attempts</b>     | <b>2-2</b>     | <b>3-4</b>      |
| <b>NET YARDS PASSING</b>                     | <b>244</b>      | <b>251</b>      | Kicking Made-Attempts                 | 2-2            | 3-3             |
| Times thrown - yards lost attempting to pass | 1-11            | 2-1             | <b>FIELD GOALS Made-Attempts</b>      | <b>7-7</b>     | <b>1-1</b>      |
| Gross yards passing                          | 255             | 252             | <b>RED ZONE EFFICIENCY</b>            | <b>1-4-25%</b> | <b>3-4-75%</b>  |
| <b>PASS ATTEMPTS-COMP-HAD INT</b>            | <b>36-21-0</b>  | <b>36-20-1</b>  | <b>GOAL TO GO EFFICIENCY</b>          | <b>1-2-50%</b> | <b>1-1-100%</b> |
| Avg gain per pass play                       | 6.6             | 6.6             | <b>SAFETIES</b>                       | <b>0</b>       | <b>0</b>        |
| <b>KICKOFFS Number-In End Zone-TBs</b>       | <b>9-9-6</b>    | <b>6-5-2</b>    | <b>FINAL SCORE</b>                    | <b>35</b>      | <b>30</b>       |
| <b>PUNTS Number and Average</b>              | <b>2-54.0</b>   | <b>3-47.5</b>   | <b>TIME OF POSSESSION</b>             | <b>30:32</b>   | <b>29:28</b>    |
| Had Blocked                                  | 0               | 0               |                                       |                |                 |

# FINAL INDIVIDUAL STATISTICS

| LOS ANGELES RAMS       |           |            |             |             |              |               |           |             |            | DALLAS COWBOYS |                      |                        |            |                |            |            |            |               |              |           |           |           |            |
|------------------------|-----------|------------|-------------|-------------|--------------|---------------|-----------|-------------|------------|----------------|----------------------|------------------------|------------|----------------|------------|------------|------------|---------------|--------------|-----------|-----------|-----------|------------|
| <b>RUSHING</b>         |           | <b>ATT</b> | <b>YDS</b>  | <b>AVG</b>  | <b>LG</b>    | <b>TD</b>     |           |             |            |                | <b>RUSHING</b>       |                        | <b>ATT</b> | <b>YDS</b>     | <b>AVG</b> | <b>LG</b>  | <b>TD</b>  |               |              |           |           |           |            |
| T. Gurley II           | 23        | 121        | 5.3         | 17          | 0            |               |           |             |            |                | E. Elliot            | 21                     | 85         | 4.0            | 16         | 1          |            |               |              |           |           |           |            |
| T. Austin              | 6         | 48         | 8.0         | 14          | 0            |               |           |             |            |                | A. Morris            | 2                      | 76         | 38.0           | 70         | 0          |            |               |              |           |           |           |            |
| M. Brown               | 1         | 0          | 0.0         | 0           | 0            |               |           |             |            |                | D. Prescott          | 3                      | 25         | 8.3            | 12         | 0          |            |               |              |           |           |           |            |
| J. Goff                | 1         | -1         | -1.0        | -1          | 0            |               |           |             |            |                | R. Switzer           | 1                      | 3          | 3.0            | 3          | 0          |            |               |              |           |           |           |            |
| <b>Total</b>           | <b>31</b> | <b>168</b> | <b>5.4</b>  | <b>17</b>   | <b>0</b>     |               |           |             |            |                | <b>Total</b>         | <b>27</b>              | <b>189</b> | <b>7.0</b>     | <b>70</b>  | <b>1</b>   |            |               |              |           |           |           |            |
| <b>PASSING</b>         |           | <b>ATT</b> | <b>CMP</b>  | <b>YDS</b>  | <b>SK/YD</b> | <b>TD</b>     | <b>LG</b> | <b>IN</b>   | <b>RT.</b> |                |                      |                        |            | <b>PASSING</b> |            | <b>ATT</b> | <b>CMP</b> | <b>YDS</b>    | <b>SK/YD</b> | <b>TD</b> | <b>LG</b> | <b>IN</b> | <b>RT.</b> |
| J. Goff                | 36        | 21         | 255         | 1/11        | 2            | 53t           | 0         | 98.7        |            |                |                      |                        |            |                |            |            |            |               |              |           |           |           |            |
| <b>Total</b>           | <b>36</b> | <b>21</b>  | <b>255</b>  | <b>1/11</b> | <b>2</b>     | <b>53t</b>    | <b>0</b>  | <b>98.7</b> |            |                |                      |                        |            |                |            |            |            |               |              |           |           |           |            |
| <b>RECEIVING</b>       |           | <b>NO</b>  | <b>YDS</b>  | <b>AVG</b>  | <b>LG</b>    | <b>TD</b>     |           |             |            |                | <b>RECEIVING</b>     |                        | <b>NO</b>  | <b>YDS</b>     | <b>AVG</b> | <b>LG</b>  | <b>TD</b>  |               |              |           |           |           |            |
| T. Gurley II           | 7         | 94         | 13.4        | 53t         | 1            |               |           |             |            |                |                      |                        |            |                |            |            |            |               |              |           |           |           |            |
| C. Kupp                | 5         | 60         | 12.0        | 24          | 1            |               |           |             |            |                |                      |                        |            |                |            |            |            |               |              |           |           |           |            |
| T. Higbee              | 3         | 47         | 15.7        | 29          | 0            |               |           |             |            |                |                      |                        |            |                |            |            |            |               |              |           |           |           |            |
| R. Woods               | 2         | 17         | 8.5         | 19          | 0            |               |           |             |            |                |                      |                        |            |                |            |            |            |               |              |           |           |           |            |
| S. Watkins             | 1         | 17         | 17.0        | 17          | 0            |               |           |             |            |                |                      |                        |            |                |            |            |            |               |              |           |           |           |            |
| M. Brown               | 1         | 14         | 14.0        | 14          | 0            |               |           |             |            |                |                      |                        |            |                |            |            |            |               |              |           |           |           |            |
| G. Everett             | 1         | 8          | 8.0         | 8           | 0            |               |           |             |            |                |                      |                        |            |                |            |            |            |               |              |           |           |           |            |
| T. Austin              | 1         | -2         | -2.0        | -2          | 0            |               |           |             |            |                |                      |                        |            |                |            |            |            |               |              |           |           |           |            |
| <b>Total</b>           | <b>21</b> | <b>255</b> | <b>12.1</b> | <b>53t</b>  | <b>2</b>     |               |           |             |            |                |                      |                        |            |                |            |            |            |               |              |           |           |           |            |
| <b>INTERCEPTIONS</b>   |           | <b>NO</b>  | <b>YDS</b>  | <b>AVG</b>  | <b>LG</b>    | <b>TD</b>     |           |             |            |                | <b>INTERCEPTIONS</b> |                        | <b>NO</b>  | <b>YDS</b>     | <b>AVG</b> | <b>LG</b>  | <b>TD</b>  |               |              |           |           |           |            |
| M. Barron              | 1         | 4          | 4.0         | 4           | 0            |               |           |             |            |                |                      |                        |            |                |            |            |            |               |              |           |           |           |            |
| <b>Total</b>           | <b>1</b>  | <b>4</b>   | <b>4.0</b>  | <b>4</b>    | <b>0</b>     |               |           |             |            |                |                      |                        |            |                |            |            |            |               |              |           |           |           |            |
| <b>PUNTING</b>         |           | <b>NO</b>  | <b>YDS</b>  | <b>AVG</b>  | <b>NET</b>   | <b>TB/120</b> | <b>LG</b> |             |            |                |                      | <b>PUNTING</b>         |            | <b>NO</b>      | <b>YDS</b> | <b>AVG</b> | <b>NET</b> | <b>TB/120</b> | <b>LG</b>    |           |           |           |            |
| J. Hekker              | 2         | 108        | 54.0        | 54.0        | 0/2          | 62            |           |             |            |                |                      |                        |            |                |            |            |            |               |              |           |           |           |            |
| <b>Total</b>           | <b>2</b>  | <b>108</b> | <b>54.0</b> | <b>54.0</b> | <b>0/2</b>   | <b>62</b>     |           |             |            |                |                      |                        |            |                |            |            |            |               |              |           |           |           |            |
| <b>PUNT RETURNS</b>    |           | <b>NO</b>  | <b>YDS</b>  | <b>AVG</b>  | <b>FC</b>    | <b>LG</b>     | <b>TD</b> |             |            |                |                      | <b>PUNT RETURNS</b>    |            | <b>NO</b>      | <b>YDS</b> | <b>AVG</b> | <b>FC</b>  | <b>LG</b>     | <b>TD</b>    |           |           |           |            |
| T. Austin              | 3         | 20         | 6.7         | 0           | 7            | 0             |           |             |            |                |                      |                        |            |                |            |            |            |               |              |           |           |           |            |
| <b>Total</b>           | <b>3</b>  | <b>20</b>  | <b>6.7</b>  | <b>0</b>    | <b>7</b>     | <b>0</b>      |           |             |            |                |                      |                        |            |                |            |            |            |               |              |           |           |           |            |
| <b>KICKOFF RETURNS</b> |           | <b>NO</b>  | <b>YDS</b>  | <b>AVG</b>  | <b>FC</b>    | <b>LG</b>     | <b>TD</b> |             |            |                |                      | <b>KICKOFF RETURNS</b> |            | <b>NO</b>      | <b>YDS</b> | <b>AVG</b> | <b>FC</b>  | <b>LG</b>     | <b>TD</b>    |           |           |           |            |
| P. Cooper              | 4         | 123        | 30.8        | 0           | 66           | 0             |           |             |            |                |                      |                        |            |                |            |            |            |               |              |           |           |           |            |
| [TOUCHBACK]            | 2         | 0          | 0.0         | 0           | 0            | 0             |           |             |            |                |                      |                        |            |                |            |            |            |               |              |           |           |           |            |
| <b>Total</b>           | <b>4</b>  | <b>123</b> | <b>30.8</b> | <b>0</b>    | <b>66</b>    | <b>0</b>      |           |             |            |                |                      |                        |            |                |            |            |            |               |              |           |           |           |            |

# DEFENSIVE STATISTICS (BASED ON COACHES' FILM REVIEW)

| <b>PLAYER</b>    | <b>T</b> | <b>S</b> | <b>A</b> | <b>S-YDS</b> | <b>I-YDS</b> | <b>PD</b> | <b>FF</b> | <b>FR</b> | <b>PLAYER</b> | <b>T</b>  | <b>S</b>  | <b>A</b>  | <b>S-YDS</b>   | <b>I-YDS</b> | <b>PD</b> | <b>FF</b> | <b>FR</b> |
|------------------|----------|----------|----------|--------------|--------------|-----------|-----------|-----------|---------------|-----------|-----------|-----------|----------------|--------------|-----------|-----------|-----------|
| A. Ogletree      | 11       | 8        | 3        | 0-0          | 0-0          | 0         | 0         | 0         | E. Westbrook  | 3         | 1         | 2         | 0-0            | 0-0          | 0         | 0         | 0         |
| M. Barron        | 8        | 7        | 1        | 0-0          | 1-4          | 1         | 0         | 0         | M. Longacre   | 3         | 2         | 1         | 0-0            | 0-0          | 0         | 0         | 0         |
| K. Webster       | 7        | 6        | 1        | 0-0          | 0-0          | 0         | 0         | 0         | M. Alexander  | 2         | 1         | 1         | 0-0            | 0-0          | 0         | 0         | 0         |
| N. Robey-Coleman | 5        | 3        | 2        | 0-0          | 0-0          | 0         | 0         | 0         | R. Quinn      | 2         | 1         | 1         | 0-0            | 0-0          | 0         | 0         | 0         |
| M. Brockers      | 5        | 3        | 2        | 1.0-1        | 0-0          | 2         | 0         | 0         | M. Fox        | 2         | 1         | 1         | 0-0            | 0-0          | 0         | 0         | 0         |
| A. Donald        | 5        | 2        | 3        | 0-0          | 0-0          | 0         | 0         | 0         | C. Barwin     | 2         | 1         | 1         | 1.0-0          | 0-0          | 0         | 0         | 0         |
| T. Johnson       | 4        | 4        | 0        | 0-0          | 0-0          | 2         | 0         | 0         | S. Ebukam     | 1         | 0         | 1         | 0-0            | 0-0          | 0         | 0         | 0         |
| C. Davis         | 3        | 1        | 2        | 0-0          | 0-0          | 0         | 0         | 0         | T. Walker     | 1         | 0         | 1         | 0-0            | 0-0          | 0         | 0         | 0         |
| J. Johnson III   | 3        | 3        | 0        | 0-0          | 0-0          | 0         | 0         | 0         | <b>TOTAL</b>  | <b>70</b> | <b>46</b> | <b>24</b> | <b>2.0-1.0</b> | <b>1-4</b>   | <b>5</b>  | <b>0</b>  | <b>0</b>  |
| T. Smart         | 3        | 2        | 1        | 0-0          | 0-0          | 0         | 0         | 0         |               |           |           |           |                |              |           |           |           |




**WEATHER: Sunny, 78 degrees - ATTENDANCE: 60,745 - TIME: 3:08**

The Rams fell to 3-2 on the season at the hands of the Seattle Seahawks by a score of 16-10. After a scoreless first quarter, the teams went into the locker room knotted up at 10-10 at halftime. L.A. committed five turnovers in the contest and finished -3 in the turnover margin. QB Jared Goff threw two interceptions in the contest, doubling his season total heading into the game, he finished 22-of-47 for 288 yards and a 48.9 QB rating, in addition to being sacked twice. RB Todd Gurley II rushed for 43 yards on 14 attempts while TE Tyler Higbee had a career-best 98 yards receiving on four receptions. In his first professional start, rookie S John Johnson III recorded his first-career interception, picking off Seahawks QB Russell Wilson and returning it 69 yards. S Cody Davis also recorded an interception in the contest, his first of the season and second of his career. The Rams defensive unit sacked Wilson three times in the game, with LB Alec Ogletree and OLBs Matt Longacre and Robert Quinn each tallying a sack in the contest. K Greg Zuerlein missed his first FG of the season, booting a 36-yard attempt wide right. P Johnny Hekker punted the ball three times for 136 yards and a 42.0 net average. Despite out gaining the Seahawks by 134 yards, L.A. couldn't overcome five turnovers. WR/PR Tavon Austin fumbled the football twice, losing one while Goff and Gurley each lost one fumble.

### STARTING LINEUPS

#### SEATTLE SEAHAWKS

|       |               |        |               |
|-------|---------------|--------|---------------|
| WR 89 | D. Baldwin    | LDE 72 | M. Bennett    |
| LT 70 | R. Odhiambo   | LDT 90 | J. Reed       |
| LG 78 | L. Joeckel    | RDT 91 | S. Richardson |
| C 68  | J. Britt      | RDE 55 | F. Clark      |
| RG 75 | O. Aboushi    | MLB 54 | B. Wagner     |
| RT 76 | G. Ifedi      | OLB 50 | K. Wright     |
| TE 88 | J. Graham     | LCB 25 | R. Sherman    |
| WR 10 | P. Richardson | CB 28  | J. Coleman    |
| WR 16 | T. Lockett    | RCB 26 | S. Griffin    |
| QB 3  | R. Wilson     | SS 31  | K. Chancellor |
| RB 27 | E. Lacy       | FS 29  | E. Thomas     |

#### LOS ANGELES RAMS

|       |               |        |                  |
|-------|---------------|--------|------------------|
| WR 11 | T. Austin     | NT 90  | M. Brockers      |
| TE 89 | T. Higbee     | DT 99  | A. Donald        |
| LT 77 | A. Whitworth  | OLB 94 | R. Quinn         |
| LG 76 | R. Saffold    | OLB 98 | C. Barwin        |
| C 65  | J. Sullivan   | OLB 58 | C. Littleton     |
| RG 68 | J. Brown      | ILB 52 | A. Ogletree      |
| RT 79 | R. Havenstein | ILB 26 | M. Barron        |
| WR 12 | S. Watkins    | LCB 22 | T. Johnson       |
| WR 17 | R. Woods      | CB 23  | N. Robey-Coleman |
| QB 16 | J. Goff       | RCB 21 | K. Webster       |
| RB 30 | T. Gurley II  | SS 43  | J. Johnson III   |

**LOS ANGELES SUBSTITUTIONS:** K 4 G. Zuerlein, P 6 J. Hekker, WR 10 P. Cooper, WR 18 C. Kupp, DB 24 B. Countess, CB 32 T. Hill, RB 34 M. Brown, DB 36 D. Hatfield, S 38 Co. Davis, S 41 M. Christian, LS 44 J. McQuaide, OLB 50 S. Ebukam, LB 54 B. Hager, T 63 D. Williams, C 66 A. Blythe, TE 81 Gerald Everett, WR 83 J. Reynolds, TE 86 D. Carrier, DT 92 T. Smart, DE 93 E. Westbrooks, DT 95 T. Walker, DE 96 M. Longacre, DE 97 M. Fox

**LOS ANGELES DID NOT PLAY** QB 14 S. Mannion

**LOS ANGELES INACTIVES:** QB 8 B. Allen, S 20 L. Joyner, S 31 M. Alexander, RB 33 J. Davis, OLB 51 E. Price, T 64 A. Donnal, T 73 C. Lucas

### SCORING SUMMARY

|                                 | 1 | 2  | 3 | 4 | OT | TOTAL | FIELD GOALS      |
|---------------------------------|---|----|---|---|----|-------|------------------|
| <b>VISITOR</b> Seattle Seahawks | 0 | 10 | 3 | 3 | -  | 16    | (48), (49), (35) |
| <b>HOME</b> Los Angeles Rams    | 0 | 10 | 0 | 0 | -  | 10    | (35), 36WR       |

| TEAM     | Qtr | Time  | Play (Extra Point) (Drive Info)                                   | Visitor | Home |
|----------|-----|-------|---|---------|------|
| Rams     | 2   | 14:13 | T. Austin 27 yd. run (G. Zuerlein kick) (10-79, 3:57)             | 0       | 7    |
| Rams     | 2   | 9:29  | G. Zuerlein 35 yd. Field Goal (4-2, 0:56)                         | 0       | 10   |
| Seahawks | 2   | 1:55  | J. Graham 4 yd. pass from R. Wilson (B. Walsh kick) (15-75, 7:34) | 7       | 10   |
| Seahawks | 2   | 0:00  | B. Walsh 48 yd. Field Goal (9-46, 1:28)                           | 10      | 10   |
| Seahawks | 3   | 5:41  | B. Walsh 49 yd. Field Goal (9-43, 4:13)                           | 13      | 10   |
| Seahawks | 4   | 1:09  | B. Walsh 35 yd. Field Goal (4-3, 1:37)                            | 16      | 10   |



# FINAL TEAM STATISTICS

|  | SEAHAWKS | RAMS     |                                       | SEAHAWKS | RAMS   |
|--|----------|----------|---------------------------------------|----------|--------|
| <b>TOTAL FIRST DOWNS</b>                     | 15       | 21       | <b>FGs - PATs Had Blocked</b>         | 0-0      | 0-0    |
| By Rushing                                   | 3        | 4        | Net Punting Average                   | 39.5     | 42.0   |
| By Passing                                   | 11       | 14       | <b>TOTAL RETURN YARDAGE (W/O KOR)</b> | 34       | 69     |
| By Penalty                                   | 1        | 3        | No. and Yards Punt Returns            | 1-10     | 2-0    |
| <b>THIRD DOWN EFFICIENCY</b>                 | 8-17-47% | 8-15-53% | No. and Yards Kickoff Returns         | 1-13     | 2-52   |
| <b>FOURTH DOWN EFFICIENCY</b>                | 0-0-0%   | 0-1-0%   | No. and Yards Interception Returns    | 2-24     | 2-69   |
| <b>TOTAL NET YARDS</b>                       | 241      | 375      | <b>PENALTIES Number and Yards</b>     | 7-40     | 5-45   |
| Total Offensive Plays                        | 66       | 71       | <b>FUMBLES Number and Lost</b>        | 0-0      | 4-3    |
| Average gain per offensive play              | 3.7      | 5.3      | <b>TOUCHDOWNS</b>                     | 1        | 1      |
| <b>NET YARDS RUSHING</b>                     | 62       | 100      | Rushing                               | 0        | 1      |
| Total Rushing Plays                          | 25       | 22       | Passing                               | 1        | 0      |
| Average gain per rushing play                | 2.5      | 4.5      | Returns                               | 0        | 0      |
| Tackles for a loss-number and yards          | 3-8      | 4-14     | <b>EXTRA POINTS Made-Attempts</b>     | 1-1      | 1-1    |
| <b>NET YARDS PASSING</b>                     | 179      | 275      | Kicking Made-Attempts                 | 1-1      | 1-1    |
| Times thrown - yards lost attempting to pass | 3-19     | 2-13     | <b>FIELD GOALS Made-Attempts</b>      | 3-3      | 1-2    |
| Gross yards passing                          | 198      | 288      | <b>RED ZONE EFFICIENCY</b>            | 1-3-33%  | 0-4-0% |
| <b>PASS ATTEMPTS-COMP-HAD INT</b>            | 38-24-2  | 47-22-2  | <b>GOAL TO GO EFFICIENCY</b>          | 1-1-100% | 0-0-0% |
| Avg gain per pass play                       | 4.4      | 5.6      | <b>SAFETIES</b>                       | 0        | 0      |
| <b>KICKOFFS Number-In End Zone-TBs</b>       | 4-2-1    | 3-2-2    | <b>FINAL SCORE</b>                    | 16       | 10     |
| <b>PUNTS Number and Average</b>              | 6-39.5   | 3-45.3   | <b>TIME OF POSSESSION</b>             | 31:16    | 28:44  |
| Had Blocked                                  | 0        | 0        |                                       |          |        |

# FINAL INDIVIDUAL STATISTICS

| SEATTLE SEAHAWKS       |           |            |             |             |            |           | LOS ANGELES RAMS |             |            |            |            |          |  |  |
|------------------------|-----------|------------|-------------|-------------|------------|-----------|------------------|-------------|------------|------------|------------|----------|--|--|
| <b>RUSHING</b>         | ATT       | YDS        | AVG         | LG          | TD         |           | <b>RUSHING</b>   | ATT         | YDS        | AVG        | LG         | TD       |  |  |
| T. Rawls               | 8         | 20         | 2.5         | 7           | 0          |           | T. Gurley II     | 14          | 43         | 3.1        | 11         | 0        |  |  |
| E. Lacy                | 9         | 19         | 2.1         | 6           | 0          |           | T. Austin        | 6           | 27         | 4.5        | 27t        | 1        |  |  |
| R. Wilson              | 5         | 16         | 3.2         | 9           | 0          |           | J. Goff          | 1           | 22         | 22.0       | 22         | 0        |  |  |
| T. Lockett             | 1         | 7          | 7.0         | 7           | 0          |           | R. Woods         | 1           | 8          | 8.0        | 8          | 0        |  |  |
| J. McKissic            | 2         | 0          | 0.0         | 0           | 0          |           | <b>Total</b>     | <b>22</b>   | <b>100</b> | <b>4.5</b> | <b>27t</b> | <b>1</b> |  |  |
| <b>Total</b>           | <b>25</b> | <b>62</b>  | <b>2.5</b>  | <b>9</b>    | <b>0</b>   |           |                  |             |            |            |            |          |  |  |
| <b>PASSING</b>         | ATT       | CMP        | YDS         | SK/YD       | TD         | LG        | IN               | RT.         |            |            |            |          |  |  |
| R. Wilson              | 37        | 24         | 198         | 3/19        | 1          | 21        | 1                | 76.2        |            |            |            |          |  |  |
| T. McEvoy              | 1         | 0          | 0           | 0/0         | 0          | 0         | 1                | 0.0         |            |            |            |          |  |  |
| <b>Total</b>           | <b>38</b> | <b>24</b>  | <b>198</b>  | <b>3/19</b> | <b>1</b>   | <b>21</b> | <b>2</b>         | <b>63.3</b> |            |            |            |          |  |  |
| <b>RECEIVING</b>       | NO        | YDS        | AVG         | LG          | TD         |           |                  |             |            |            |            |          |  |  |
| J. Graham              | 6         | 37         | 6.2         | 9           | 1          |           |                  |             |            |            |            |          |  |  |
| D. Baldwin             | 4         | 37         | 9.3         | 15          | 0          |           |                  |             |            |            |            |          |  |  |
| J. McKissic            | 3         | 36         | 12.0        | 21          | 0          |           |                  |             |            |            |            |          |  |  |
| P. Richardson          | 3         | 35         | 11.7        | 14          | 0          |           |                  |             |            |            |            |          |  |  |
| T. Lockett             | 3         | 26         | 8.7         | 12          | 0          |           |                  |             |            |            |            |          |  |  |
| T. Rawls               | 2         | 15         | 7.5         | 14          | 0          |           |                  |             |            |            |            |          |  |  |
| N. Vannett             | 2         | 3          | 1.5         | 3           | 0          |           |                  |             |            |            |            |          |  |  |
| E. Lacy                | 1         | 9          | 9.0         | 9           | 0          |           |                  |             |            |            |            |          |  |  |
| <b>Total</b>           | <b>24</b> | <b>198</b> | <b>8.3</b>  | <b>21</b>   | <b>1</b>   |           |                  |             |            |            |            |          |  |  |
| <b>INTERCEPTIONS</b>   | NO        | YDS        | AVG         | LG          | TD         |           |                  |             |            |            |            |          |  |  |
| E. Thomas              | 1         | 19         | 19.0        | 19          | 0          |           |                  |             |            |            |            |          |  |  |
| S. Richardson          | 1         | 5          | 5.0         | 5           | 0          |           |                  |             |            |            |            |          |  |  |
| <b>Total</b>           | <b>2</b>  | <b>24</b>  | <b>12.0</b> | <b>19</b>   | <b>0</b>   |           |                  |             |            |            |            |          |  |  |
| <b>PUNTING</b>         | NO        | YDS        | AVG         | NET         | TB/120     | LG        |                  |             |            |            |            |          |  |  |
| J. Ryan                | 6         | 237        | 39.5        | 39.5        | 0/2        | 44        |                  |             |            |            |            |          |  |  |
| <b>Total</b>           | <b>6</b>  | <b>237</b> | <b>39.5</b> | <b>39.5</b> | <b>0/2</b> | <b>44</b> |                  |             |            |            |            |          |  |  |
| <b>PUNT RETURNS</b>    | NO        | YDS        | AVG         | FC          | LG         | TD        |                  |             |            |            |            |          |  |  |
| T. Lockett             | 1         | 10         | 10.0        | 0           | 10         | 0         |                  |             |            |            |            |          |  |  |
| [OUT OF BOUNDS]        | 1         | 0          | 0.0         | 0           | 0          | 0         |                  |             |            |            |            |          |  |  |
| <b>Total</b>           | <b>1</b>  | <b>10</b>  | <b>10.0</b> | <b>0</b>    | <b>10</b>  | <b>0</b>  |                  |             |            |            |            |          |  |  |
| <b>KICKOFF RETURNS</b> | NO        | YDS        | AVG         | FC          | LG         | TD        |                  |             |            |            |            |          |  |  |
| E. Povic               | 1         | 13         | 13.0        | 0           | 13         | 0         |                  |             |            |            |            |          |  |  |
| [TOUCHBACK]            | 2         | 0          | 0.0         | 0           | 0          | 0         |                  |             |            |            |            |          |  |  |
| <b>Total</b>           | <b>1</b>  | <b>13</b>  | <b>13.0</b> | <b>0</b>    | <b>13</b>  | <b>0</b>  |                  |             |            |            |            |          |  |  |
| <b>PASSING</b>         | ATT       | CMP        | YDS         | SK/YD       | TD         | LG        | IN               | RT.         |            |            |            |          |  |  |
| J. Goff                | 47        | 22         | 288         | 2/13        | 0          | 35        | 2                | 48.9        |            |            |            |          |  |  |
| <b>Total</b>           | <b>47</b> | <b>22</b>  | <b>288</b>  | <b>2/13</b> | <b>0</b>   | <b>35</b> | <b>2</b>         | <b>48.9</b> |            |            |            |          |  |  |
| <b>RECEIVING</b>       | NO        | YDS        | AVG         | LG          | TD         |           |                  |             |            |            |            |          |  |  |
| R. Woods               | 5         | 66         | 13.2        | 20          | 0          |           |                  |             |            |            |            |          |  |  |
| T. Higbee              | 4         | 98         | 24.5        | 35          | 0          |           |                  |             |            |            |            |          |  |  |
| C. Kupp                | 3         | 44         | 14.7        | 19          | 0          |           |                  |             |            |            |            |          |  |  |
| T. Austin              | 3         | 14         | 4.7         | 9           | 0          |           |                  |             |            |            |            |          |  |  |
| M. Brown               | 2         | 29         | 14.5        | 16          | 0          |           |                  |             |            |            |            |          |  |  |
| P. Cooper              | 2         | 22         | 11.0        | 19          | 0          |           |                  |             |            |            |            |          |  |  |
| T. Gurley              | 2         | 7          | 3.5         | 6           | 0          |           |                  |             |            |            |            |          |  |  |
| G. Everett             | 1         | 8          | 8.0         | 8           | 0          |           |                  |             |            |            |            |          |  |  |
| <b>Total</b>           | <b>22</b> | <b>288</b> | <b>13.1</b> | <b>35</b>   | <b>0</b>   |           |                  |             |            |            |            |          |  |  |
| <b>INTERCEPTIONS</b>   | NO        | YDS        | AVG         | LG          | TD         |           |                  |             |            |            |            |          |  |  |
| J. Johnson III         | 1         | 69         | 69.0        | 69          | 0          |           |                  |             |            |            |            |          |  |  |
| M. Barron              | 1         | 0          | 0.0         | 0           | 0          |           |                  |             |            |            |            |          |  |  |
| <b>Total</b>           | <b>2</b>  | <b>69</b>  | <b>34.5</b> | <b>69</b>   | <b>0</b>   |           |                  |             |            |            |            |          |  |  |
| <b>PUNTING</b>         | NO        | YDS        | AVG         | NET         | TB/120     | LG        |                  |             |            |            |            |          |  |  |
| J. Hekker              | 3         | 136        | 45.3        | 42.0        | 0/0        | 62        |                  |             |            |            |            |          |  |  |
| <b>Total</b>           | <b>3</b>  | <b>136</b> | <b>45.3</b> | <b>42.0</b> | <b>0/0</b> | <b>62</b> |                  |             |            |            |            |          |  |  |
| <b>PUNT RETURNS</b>    | NO        | YDS        | AVG         | FC          | LG         | TD        |                  |             |            |            |            |          |  |  |
| T. Austin              | 2         | 0          | 0.0         | 0           | 0          | 0         |                  |             |            |            |            |          |  |  |
| C. Kupp                | 0         | 0          | 0.0         | 2           | 0          | 0         |                  |             |            |            |            |          |  |  |
| <b>Total</b>           | <b>2</b>  | <b>0</b>   | <b>0.0</b>  | <b>2</b>    | <b>0</b>   | <b>0</b>  |                  |             |            |            |            |          |  |  |
| <b>KICKOFF RETURNS</b> | NO        | YDS        | AVG         | FC          | LG         | TD        |                  |             |            |            |            |          |  |  |
| P. Cooper              | 2         | 52         | 26.0        | 0           | 31         | 0         |                  |             |            |            |            |          |  |  |
| [OUT OF BOUNDS]        | 1         | 0          | 0.0         | 0           | 0          | 0         |                  |             |            |            |            |          |  |  |
| [TOUCHBACK]            | 1         | 0          | 0.0         | 0           | 0          | 0         |                  |             |            |            |            |          |  |  |
| <b>Total</b>           | <b>2</b>  | <b>52</b>  | <b>26.0</b> | <b>0</b>    | <b>31</b>  | <b>0</b>  |                  |             |            |            |            |          |  |  |

# DEFENSIVE STATISTICS (BASED ON COACHES' FILM REVIEW)

| PLAYER           | T  | S  | A | S-YDS | I-YDS | PD | FF | FR | PLAYER        | T         | S         | A         | S-YDS           | I-YDS       | PD       | FF       | FR       |
|------------------|----|----|---|-------|-------|----|----|----|---------------|-----------|-----------|-----------|-----------------|-------------|----------|----------|----------|
| M. Barron        | 18 | 14 | 4 | 0-0   | 0-0   | 1  | 0  | 0  | M. Longacre   | 3         | 2         | 1         | 1.0-5           | 0-0         | 0        | 0        | 0        |
| C. Davis         | 7  | 3  | 4 | 0-0   | 1-0   | 2  | 0  | 0  | C. Littleton  | 2         | 2         | 0         | 0-0             | 0-0         | 0        | 0        | 0        |
| A. Ogletree      | 7  | 3  | 4 | 1.0-6 | 0-0   | 0  | 0  | 0  | M. Fox        | 2         | 2         | 0         | 0-0             | 0-0         | 0        | 0        | 0        |
| N. Robey-Coleman | 6  | 5  | 1 | 0-0   | 0-0   | 0  | 0  | 0  | C. Barwin     | 2         | 1         | 1         | 0-0             | 0-0         | 0        | 0        | 0        |
| J. Johnson III   | 6  | 2  | 4 | 0-0   | 1-69  | 0  | 0  | 0  | B. Countess   | 1         | 1         | 0         | 0-0             | 0-0         | 0        | 0        | 0        |
| A. Donald        | 6  | 3  | 3 | 0-0   | 0-0   | 0  | 0  | 0  | M. Christian  | 1         | 1         | 0         | 0-0             | 0-0         | 0        | 0        | 0        |
| T. Johnson       | 4  | 2  | 2 | 0-0   | 0-0   | 0  | 0  | 0  | T. Smart      | 1         | 1         | 0         | 0-0             | 0-0         | 0        | 0        | 0        |
| M. Brockers      | 4  | 2  | 2 | 0-0   | 0-0   | 0  | 0  | 0  | E. Westbrooks | 1         | 1         | 0         | 0-0             | 0-0         | 0        | 0        | 0        |
| R. Quinn         | 4  | 2  | 2 | 1.0-8 | 0-0   | 0  | 0  | 0  | <b>TOTAL</b>  | <b>78</b> | <b>48</b> | <b>30</b> | <b>3.0-19.0</b> | <b>2-69</b> | <b>7</b> | <b>0</b> | <b>0</b> |
| K. Webster       | 3  | 1  | 2 | 0-0   | 0-0   | 2  | 0  | 0  |               |           |           |           |                 |             |          |          |          |





**WEATHER: 88 degrees - ATTENDANCE: 56,232 - TIME: 3:06**

The Rams equalled their win total from 2016 in the first six games of the 2017 season as they improved to 4-2 on the season with a 27-17 win over the Jacksonville Jaguars (3-3) at EverBank Field. Each team was on the scoreboard less than 30 seconds into the contest with Rams WR Pharoh Cooper returned the opening kickoff 103 yards for a touchdown and Jaguars RB Leonard Fournette took the Jags' first play from scrimmage 75 yards to pay dirt. In the second quarter, OLB Cory Littleton blocked a punt and RB Malcolm Brown returned it 8 yards for a score, marking the first time in franchise history that the Rams blocked a punt and returned a kickoff for a touchdown in a single game. RB Todd Gurley II rushed the ball 23 times for 116 yards, 5.0 yards per rush. It was Gurley's third 100-plus yard game of the season, the eighth of his career. WR Robert Woods led the Rams pass catchers with five receptions for 70 yards. QB Jared Goff completed 11-of-21 passing attempts for 124 yards and one touchdown. TE Gerald Everett scored his first touchdown as a professional, a 4-yard pass from Goff. There were five Rams defenders to register a sack in the contest and CB Nickell Robey-Coleman snared a Blake Bortles pass and returned it 31 yards. K Greg Zuerlein connected on both of his field goal attempts and all three PATs.

## STARTING LINEUPS

### LOS ANGELES RAMS

|       |               |        |                |
|-------|---------------|--------|----------------|
| TE 86 | D. Carrier    | DT 92  | T. Smart       |
| TE 89 | T. Higbee     | NT 90  | M. Brockers    |
| LT 77 | A. Whitworth  | DT 99  | A. Donald      |
| LG 76 | R. Saffold    | OLB 94 | R. Quinn       |
| C 65  | J. Sullivan   | OLB 98 | C. Barwin      |
| RG 68 | J. Brown      | ILB 52 | A. Ogletree    |
| RT 79 | R. Havenstein | ILB 26 | M. Barron      |
| WR 12 | S. Watkins    | LCB 22 | T. Johnson     |
| WR 17 | R. Woods      | RCB 21 | K. Webster     |
| QB 16 | J. Goff       | SS 38  | C. Davis       |
| RB 30 | T. Gurley II  | FS 43  | J. Johnson III |

### JACKSONVILLE JAGUARS

|       |              |        |              |
|-------|--------------|--------|--------------|
| WR 11 | M. Lee       | DE 91  | Y. Ngakoue   |
| LT 74 | C. Robinson  | NT 95  | A. Jones     |
| LG 77 | P. Oameh     | DT 97  | M. Jackson   |
| C 69  | T. Shatley   | DE 93  | C. Campbell  |
| RG 60 | A. Cann      | WLB 50 | T. Smith     |
| RT 78 | J. Parnell   | MLB 51 | P. Posluszny |
| TE 89 | M. Lewis     | SLB 44 | M. Jack      |
| WR 88 | A. Hurms     | LCB 20 | J. Ramsey    |
| QB 5  | B. Bortles   | FS 39  | T. Gipson    |
| RB 27 | L. Fournette | SS 42  | B. Church    |
| FB 40 | T. Bohanon   | RCB 21 | A. Bouye     |

**LOS ANGELES SUBSTITUTIONS:** K 4 G. Zuerlein, P 6 J. Hekker, WR 10 P. Cooper, WR 11 T. Austin, WR 18 C. Kupp, CB 23 N. Robey-Coleman, DB 24 B. Countess, RB 34 M. Brown, CB 36 D. Hatfield, S 41 M. Christian, LS 44 J. McQuaide, OLB 50 S. Ebukam, LB 54 B. Hager, OLB 58 C. Littleton, T 63 D. Williams, C 66 A. Blythe, TE 81 Gerald Everett, WR 83 J. Reynolds, WR 88 M. Thomas, DE 93 E. Westbrooks, DT 95 T. Walker, OLB 96 M. Longacre, DE 97 M. Fox

**LOS ANGELES DID NOT PLAY** QB 14 S. Mannion

**LOS ANGELES INACTIVES:** QB 8 B. Allen, S 20 L. Joyner, CB 32 T. Hill, RB 33 J. Davis, OLB 51 E. Price, T 64 A. Donnal, T 73 C. Lucas

## SCORING SUMMARY

|                                  | 1  | 2 | 3 | 4 | OT | TOTAL | FIELD GOALS       |
|----------------------------------|----|---|---|---|----|-------|-------------------|
| <b>VISITOR</b> Los Angeles Rams  | 17 | 7 | 0 | 3 | -  | 27    | (56), (29)        |
| <b>HOME</b> Jacksonville Jaguars | 14 | 0 | 3 | 0 | -  | 17    | 54WL, (41), 54 WL |

| TEAM    | Qtr | Clock | Play (Extra Point) (Drive Info)                                    | Visitor | Home |
|---------|-----|-------|--|---------|------|
| Rams    | 1   | 14:46 | P. Cooper 103 yd. kickoff return (G. Zuerlein kick) (0-0, 0:14)    | 7       | 0    |
| Jaguars | 1   | 14:35 | L. Fournette 75 yd. run (J. Myers kick) (1-75, 0:11)               | 7       | 7    |
| Rams    | 1   | 8:54  | G. Zuerlein 56 yd. Field Goal (4-8, 1:29)                          | 10      | 7    |
| Jaguars | 1   | 6:51  | C. Ivory 22 yd. pass from B. Bortles (J. Myers kick) (4-75, 2:03)  | 10      | 14   |
| Rams    | 1   | 0:22  | G. Everett 4 yd. pass from J. Goff (G. Zuerlein kick) (7-66, 3:16) | 17      | 14   |
| Rams    | 2   | 2:25  | M. Brown 8 yd. return of blocked punt (G. Zuerlein kick)           | 24      | 14   |
| Jaguars | 3   | 5:16  | J. Myers 41 yd. Field Goal (9-29, 5:00)                            | 24      | 17   |
| Rams    | 4   | 2:32  | G. Zuerlein 29 yd. Field Goal (12-57, 5:08)                        | 27      | 17   |



# FINAL TEAM STATISTICS

|  | RAMS     | JAGUARS  |                                       | RAMS     | JAGUARS |
|--|----------|----------|---------------------------------------|----------|---------|
| <b>TOTAL FIRST DOWNS</b>                     | 12       | 19       | <b>FGs - PATs Had Blocked</b>         | 0-0      | 0-0     |
| By Rushing                                   | 5        | 5        | Net Punting Average                   | 43.1     | 32.1    |
| By Passing                                   | 7        | 12       | <b>TOTAL RETURN YARDAGE (W/O KOR)</b> | 48       | 0       |
| By Penalty                                   | 0        | 2        | No. and Yards Punt Returns            | 3-17     | 1-0     |
| <b>THIRD DOWN EFFICIENCY</b>                 | 4-13-31% | 4-15-27% | No. and Yards Kickoff Returns         | 2-124    | 0-0     |
| <b>FOURTH DOWN EFFICIENCY</b>                | 0-0-0%   | 1-1-100% | No. and Yards Interception Returns    | 1-31     | 0-0     |
| <b>TOTAL NET YARDS</b>                       | 249      | 389      | <b>PENALTIES Number and Yards</b>     | 7-70     | 5-40    |
| Total Offensive Plays                        | 56       | 66       | <b>FUMBLES Number and Lost</b>        | 2-1      | 2-0     |
| Average gain per offensive play              | 4.4      | 5.9      | <b>TOUCHDOWNS</b>                     | 3        | 2       |
| <b>NET YARDS RUSHING</b>                     | 142      | 169      | Rushing                               | 0        | 1       |
| Total Rushing Plays                          | 32       | 26       | Passing                               | 1        | 1       |
| Average gain per rushing play                | 4.4      | 6.5      | Returns                               | 1        | 0       |
| Tackles for a loss-number and yards          | 4-10     | 5-10     | Other (Blocked Kicks, etc.)           | 1        | 0       |
| <b>NET YARDS PASSING</b>                     | 107      | 220      | <b>EXTRA POINTS Made-Attempts</b>     | 3-3      | 2-2     |
| Times thrown - yards lost attempting to pass | 3-17     | 5-21     | Kicking Made-Attempts                 | 3-3      | 2-2     |
| Gross yards passing                          | 124      | 241      | <b>FIELD GOALS Made-Attempts</b>      | 2-2      | 1-3     |
| <b>PASS ATTEMPTS-COMP-HAD INT</b>            | 21-11-0  | 35-23-1  | <b>RED ZONE EFFICIENCY</b>            | 1-2-50%  | 0-1-0%  |
| Avg gain per pass play                       | 4.5      | 5.5      | <b>GOAL TO GO EFFICIENCY</b>          | 1-1-100% | 0-0-0%  |
| <b>KICKOFFS Number-In End Zone-TBs</b>       | 6-6-6    | 4-3-2    | <b>SAFETIES</b>                       | 0        | 0       |
| <b>PUNTS Number and Average</b>              | 7-46.0   | 8-34.3   | <b>FINAL SCORE</b>                    | 27       | 17      |
| Had Blocked                                  | 0        | 1        | <b>TIME OF POSSESSION</b>             | 28:01    | 31:59   |

# FINAL INDIVIDUAL STATISTICS

| LOS ANGELES RAMS       |            |            |             |              |               |           | JACKSONVILLE JAGUARS   |             |                |             |             |               |              |           |            |           |             |
|------------------------|------------|------------|-------------|--------------|---------------|-----------|------------------------|-------------|----------------|-------------|-------------|---------------|--------------|-----------|------------|-----------|-------------|
| <b>RUSHING</b>         | <b>ATT</b> | <b>YDS</b> | <b>AVG</b>  | <b>LG</b>    | <b>TD</b>     |           | <b>RUSHING</b>         | <b>ATT</b>  | <b>YDS</b>     | <b>AVG</b>  | <b>LG</b>   | <b>TD</b>     |              |           |            |           |             |
| T. Gurley II           | 23         | 116        | 5.0         | 14           | 0             |           | L. Fournette           | 21          | 130            | 6.2         | 75t         | 1             |              |           |            |           |             |
| M. Brown               | 3          | 17         | 5.7         | 8            | 0             |           | B. Bortles             | 2           | 19             | 9.5         | 17          | 0             |              |           |            |           |             |
| J. Goff                | 4          | 9          | 2.3         | 6            | 0             |           | M. Lee                 | 1           | 17             | 17.0        | 17          | 0             |              |           |            |           |             |
| T. Austin              | 2          | 0          | 0.0         | 6            | 0             |           | C. Ivory               | 2           | 3              | 1.5         | 2           | 0             |              |           |            |           |             |
| <b>Total</b>           | <b>32</b>  | <b>142</b> | <b>4.4</b>  | <b>14</b>    | <b>0</b>      |           | <b>Total</b>           | <b>26</b>   | <b>169</b>     | <b>6.5</b>  | <b>75</b>   | <b>1</b>      |              |           |            |           |             |
| <b>PASSING</b>         | <b>ATT</b> | <b>CMP</b> | <b>YDS</b>  | <b>SK/YD</b> | <b>TD</b>     | <b>LG</b> | <b>IN</b>              | <b>RT.</b>  | <b>PASSING</b> | <b>ATT</b>  | <b>CMP</b>  | <b>YDS</b>    | <b>SK/YD</b> | <b>TD</b> | <b>LG</b>  | <b>IN</b> | <b>RT.</b>  |
| J. Goff                | 21         | 11         | 124         | 3/17         | 1             | 22        | 0                      | 86.2        | B. Bortles     | 35          | 23          | 241           | 5/21         | 1         | 22t        | 1         | 83.2        |
| <b>Total</b>           | <b>21</b>  | <b>11</b>  | <b>124</b>  | <b>3/17</b>  | <b>1</b>      | <b>22</b> | <b>0</b>               | <b>86.2</b> | <b>Total</b>   | <b>35</b>   | <b>23</b>   | <b>241</b>    | <b>5/21</b>  | <b>1</b>  | <b>22t</b> | <b>1</b>  | <b>83.2</b> |
| <b>RECEIVING</b>       | <b>NO</b>  | <b>YDS</b> | <b>AVG</b>  | <b>LG</b>    | <b>TD</b>     |           | <b>RECEIVING</b>       | <b>NO</b>   | <b>YDS</b>     | <b>AVG</b>  | <b>LG</b>   | <b>TD</b>     |              |           |            |           |             |
| R. Woods               | 5          | 70         | 14.0        | 22           | 0             |           | C. Ivory               | 9           | 74             | 8.2         | 22t         | 1             |              |           |            |           |             |
| C. Kupp                | 2          | 35         | 17.5        | 22           | 0             |           | M. Lee                 | 5           | 83             | 16.6        | 21          | 0             |              |           |            |           |             |
| S. Watkins             | 1          | 11         | 11.0        | 11           | 0             |           | A. Hurns               | 3           | 37             | 12.3        | 18          | 0             |              |           |            |           |             |
| G. Everett             | 1          | 4          | 4.0         | 4t           | 1             |           | J.O'Shaughnessy        | 2           | 11             | 5.5         | 9           | 0             |              |           |            |           |             |
| T. Gurley              | 1          | 4          | 4.0         | 4            | 0             |           | L. Fournette           | 2           | 8              | 4.0         | 6           | 0             |              |           |            |           |             |
| <b>Total</b>           | <b>11</b>  | <b>124</b> | <b>11.3</b> | <b>22</b>    | <b>1</b>      |           | B. Koyack              | 1           | 21             | 21.0        | 21          | 0             |              |           |            |           |             |
| <b>INTERCEPTIONS</b>   | <b>NO</b>  | <b>YDS</b> | <b>AVG</b>  | <b>LG</b>    | <b>TD</b>     |           | K. Cole                | 1           | 7              | 7.0         | 7           | 0             |              |           |            |           |             |
| N. Robey-Coleman       | 1          | 31         | 31.0        | 31           | 0             |           | <b>Total</b>           | <b>23</b>   | <b>241</b>     | <b>10.5</b> | <b>22</b>   | <b>1</b>      |              |           |            |           |             |
| <b>Total</b>           | <b>1</b>   | <b>31</b>  | <b>31.0</b> | <b>31</b>    | <b>0</b>      |           | <b>INTERCEPTIONS</b>   | <b>NO</b>   | <b>YDS</b>     | <b>AVG</b>  | <b>LG</b>   | <b>TD</b>     |              |           |            |           |             |
| <b>PUNTING</b>         | <b>NO</b>  | <b>YDS</b> | <b>AVG</b>  | <b>NET</b>   | <b>TB/I20</b> | <b>LG</b> | <b>Total</b>           | <b>0</b>    | <b>0</b>       | <b>0.0</b>  | <b>0</b>    | <b>0</b>      |              |           |            |           |             |
| J. Hekker              | 7          | 322        | 46.0        | 43.1         | 1/4           | 67        | <b>PUNTING</b>         | <b>NO</b>   | <b>YDS</b>     | <b>AVG</b>  | <b>NET</b>  | <b>TB/I20</b> | <b>LG</b>    |           |            |           |             |
| <b>Total</b>           | <b>7</b>   | <b>322</b> | <b>46.0</b> | <b>43.1</b>  | <b>1/4</b>    | <b>67</b> | B. Nortman             | 7           | 274            | 39.1        | 32.1        | 0/2           | 53           |           |            |           |             |
| <b>PUNT RETURNS</b>    | <b>NO</b>  | <b>YDS</b> | <b>AVG</b>  | <b>FC</b>    | <b>LG</b>     | <b>TD</b> | <b>[BLOCKED]</b>       | 1           |                |             |             |               |              |           |            |           |             |
| P. Cooper              | 3          | 17         | 5.7         | 1            | 12            | 0         | <b>Total</b>           | <b>8</b>    | <b>274</b>     | <b>34.3</b> | <b>32.1</b> | <b>0/2</b>    | <b>53</b>    |           |            |           |             |
| <b>Total</b>           | <b>3</b>   | <b>17</b>  | <b>5.7</b>  | <b>1</b>     | <b>12</b>     | <b>0</b>  | <b>PUNT RETURNS</b>    | <b>NO</b>   | <b>YDS</b>     | <b>AVG</b>  | <b>FC</b>   | <b>LG</b>     | <b>TD</b>    |           |            |           |             |
| <b>KICKOFF RETURNS</b> | <b>NO</b>  | <b>YDS</b> | <b>AVG</b>  | <b>FC</b>    | <b>LG</b>     | <b>TD</b> | M. McCaffrey           | 1           | 0              | 0.0         | 3           | 0             | 0            |           |            |           |             |
| P. Cooper              | 2          | 124        | 62.0        | 0            | 103t          | 1         | <b>[DOWNED]</b>        | 2           | 0              | 0.0         | 0           | 0             | 0            |           |            |           |             |
| <b>[TOUCHBACK]</b>     | 2          | 0          | 0.0         | 0            | 0             | 0         | <b>[TOUCHBACK]</b>     | 1           | 0              | 0.0         | 0           | 0             | 0            |           |            |           |             |
| <b>Total</b>           | <b>2</b>   | <b>124</b> | <b>62.0</b> | <b>0</b>     | <b>103t</b>   | <b>1</b>  | <b>Total</b>           | <b>1</b>    | <b>10</b>      | <b>10.0</b> | <b>0</b>    | <b>10</b>     | <b>0</b>     |           |            |           |             |
| <b>KICKOFF RETURNS</b> | <b>NO</b>  | <b>YDS</b> | <b>AVG</b>  | <b>FC</b>    | <b>LG</b>     | <b>TD</b> | <b>KICKOFF RETURNS</b> | <b>NO</b>   | <b>YDS</b>     | <b>AVG</b>  | <b>FC</b>   | <b>LG</b>     | <b>TD</b>    |           |            |           |             |
| <b>[TOUCHBACK]</b>     | 6          | 0          | 0.0         | 0            | 0             | 0         | <b>[TOUCHBACK]</b>     | 0           | 0              | 0.0         | 0           | 0             | 0            |           |            |           |             |
| <b>Total</b>           | <b>0</b>   | <b>0</b>   | <b>0.0</b>  | <b>0</b>     | <b>0</b>      | <b>0</b>  | <b>Total</b>           | <b>0</b>    | <b>0</b>       | <b>0.0</b>  | <b>0</b>    | <b>0</b>      | <b>0</b>     |           |            |           |             |

# DEFENSIVE STATISTICS (BASED ON COACHES' FILM REVIEW)

| PLAYER         | T  | S | A | S-YDS | I-YDS | PD | FF | FR | PLAYER           | T         | S         | A         | S-YDS         | I-YDS       | PD       | FF       | FR       |
|----------------|----|---|---|-------|-------|----|----|----|------------------|-----------|-----------|-----------|---------------|-------------|----------|----------|----------|
| M. Barron      | 14 | 9 | 5 | 1.0-2 | 0-0   | 1  | 0  | 0  | M. Fox           | 3         | 2         | 1         | 1.0-3         | 0-0         | 0        | 1        | 0        |
| T. Johnson     | 7  | 6 | 1 | 0-0   | 0-0   | 0  | 0  | 0  | A. Donald        | 3         | 2         | 1         | 1.0-4         | 0-0         | 0        | 1        | 0        |
| K. Kebster     | 7  | 3 | 4 | 1.0-6 | 0-0   | 0  | 0  | 0  | N. Robey-Coleman | 2         | 1         | 1         | 0-0           | 1-31        | 1        | 0        | 0        |
| A. Ogletree    | 6  | 4 | 2 | 0-0   | 0-0   | 0  | 0  | 0  | S. Ebukam        | 2         | 2         | 0         | 0-0           | 0-0         | 0        | 0        | 0        |
| C. Barwin      | 6  | 2 | 4 | 1.0-7 | 0-0   | 0  | 0  | 0  | C. Littleton     | 2         | 0         | 2         | 0-0           | 0-0         | 0        | 0        | 0        |
| J. Johnson III | 5  | 3 | 2 | 0-0   | 0-0   | 2  | 0  | 0  | T. Smart         | 2         | 1         | 1         | 0-0           | 0-0         | 0        | 0        | 0        |
| M. Brockers    | 5  | 4 | 1 | 1.0-5 | 0-0   | 0  | 0  | 0  | E. Westbrook     | 1         | 1         | 0         | 0-0           | 0-0         | 0        | 0        | 0        |
| C. Davis       | 3  | 1 | 2 | 0-0   | 0-0   | 0  | 0  | 0  | T. Walker        | 1         | 1         | 0         | 0-0           | 0-0         | 0        | 0        | 0        |
| R. Quinn       | 3  | 2 | 1 | 0-0   | 0-0   | 1  | 0  | 0  | <b>TOTAL</b>     | <b>60</b> | <b>48</b> | <b>12</b> | <b>5.0-21</b> | <b>1-31</b> | <b>5</b> | <b>2</b> | <b>0</b> |
| M. Longacre    | 3  | 1 | 2 | 0-0   | 0-0   | 0  | 0  | 0  |                  |           |           |           |               |             |          |          |          |







**WEATHER: 54 degrees, Rain - ATTENDANCE: 73,736 - TIME: 2:57**

L.A. won its second-straight game away from the Los Angeles Memorial Coliseum as it blanked the Arizona Cardinals, 33-0, for the franchise's first International Series Win, improving to 5-2 on the season. The last time the Rams shutout an opponent was against the Washington Redskins (12/7/14) and the Rams last shutout against an opponent in their division was at Atlanta (10/9/88). (Atlanta was in the NFC West up until 2001). RB Todd Gurley II recorded his fourth 100-plus yard outing in the last five games, finishing with 106 yards on 22 carries (4.8 yards/rush) and scored his eighth touchdown of the 2017 season on an 18-yard rush following S Lamarcus Joyner's second interception this season. Gurley has five rushing and three receiving touchdowns on the season. OLB Matt Longacre posted his team-best fourth sack of the season, continuing his trend of recording a sack in every-other contest. The Week 7 contest marked the Rams' third game of the 2017 season that they held an opponent under 250 yards, holding the Cardinals to 193 net yards, the last time they held a team under 200 yards was against San Francisco (11/1/15). Joyner and LB Mark Barron each intercepted a pass, marking the second interception of the season for each player. Joyner and CB Nickell Robey-Coleman each have multiple 25-plus yard interception returns and each have a pick-six to their name this season.

## STARTING LINEUPS

### ARIZONA CARDINALS

|       |               |         |             |
|-------|---------------|---------|-------------|
| WR 11 | L. Fitzgerald | DL 97   | J. Mauro    |
| LT 74 | D. Humphries  | DL 98   | C. Peters   |
| LG 75 | A. Boone      | DL 92   | F. Rucker   |
| C 53  | A. Shipley    | SAM 55  | C. Jones    |
| RG 71 | E. Watford    | \$LB 20 | D. Bucannon |
| RT 68 | J. Veldheer   | ILB 56  | K. Dansby   |
| TE 87 | T. Niklas     | LCB 21  | P. Peterson |
| WR 12 | J. Brown      | RCB 25  | T. Williams |
| QB 3  | C. Palmer     | S 41    | A. Bethea   |
| RB 23 | A. Peterson   | SS 27   | T. Branch   |
| TE 84 | J. Gresham    | FS 32   | T. Mathieu  |

### LOS ANGELES RAMS

|       |               |        |                |
|-------|---------------|--------|----------------|
| WR 11 | T. Austin     | DT 92  | T. Smart       |
| TE 89 | T. Higbee     | NT 90  | M. Brockers    |
| LT 77 | A. Whitworth  | DT 99  | A. Donald      |
| LG 76 | R. Saffold    | OLB 94 | R. Quinn       |
| C 65  | J. Sullivan   | OLB 98 | C. Barwin      |
| RG 68 | J. Brown      | ILB 52 | A. Ogletree    |
| RT 79 | R. Havenstein | ILB 26 | M. Barron      |
| WR 12 | S. Watkins    | LCB 22 | T. Johnson     |
| WR 17 | R. Woods      | RCB 21 | K. Webster     |
| QB 16 | J. Goff       | SS 38  | J. Johnson III |
| RB 30 | T. Gurley II  | FS 43  | L. Joyner      |

**LOS ANGELES SUBSTITUTIONS:** K 4 G. Zuerlein, P 6 J. Hekker, WR 10 P. Cooper, QB 14 S. Mannion, WR 18 C. Kupp, CB 23 N. Robey-Coleman, DB 24 B. Countess, CB 32 T. Hill, RB 34 M. Brown, CB 36 D. Hatfield, S 41 M. Christian, LS 44 J. McQuaide, OLB 50 S. Ebukam, LB 54 B. Hager, OLB 58 C. Littleton, T 63 D. Williams, C 66 A. Blythe, TE 81 Gerald Everett, WR 83 J. Reynolds, TE 86 D. Carrier, DE 93 E. Westbrooks, DT 95 T. Walker, OLB 96 M. Longacre, DE 97 M. Fox

**LOS ANGELES DID NOT PLAY:**

**LOS ANGELES INACTIVES:** QB 8 B. Allen, RB 33 J. Davis, S 38 C. Davis, OLB 51 E. Price, T 64 A. Donnal, T 73 C. Lucas, WR 88 M. Thomas

## SCORING SUMMARY

|                                  | 1 | 2  | 3 | 4 | OT | TOTAL | FIELD GOALS         |
|----------------------------------|---|----|---|---|----|-------|---------------------|
| <b>VISITOR</b> Arizona Cardinals | 0 | 0  | 0 | 0 | -  | 0     | 32 WL               |
| <b>HOME</b> Los Angeles Rams     | 3 | 20 | 3 | 7 | -  | 33    | (23) (33) (53) (34) |

| TEAM | Qtr | Time  | Play (Extra Point) (Drive Info)                                    | Visitor | Home |
|------|-----|-------|--|---------|------|
| Rams | 1   | 4:14  | G. Zuerlein 23 yd. Field Goal (14-73, 5:50)                        | 0       | 3    |
| Rams | 2   | 11:13 | G. Zuerlein 33 yd. Field Goal (8-51, 3:38)                         | 0       | 6    |
| Rams | 2   | 5:25  | T. Gurley 18 yd. run (G. Zuerlein kick) (1-18, 0:10)               | 0       | 13   |
| Rams | 2   | 0:41  | J. Goff 9 yd. run (G. Zuerlein kick) (8-88, 1:23)                  | 0       | 20   |
| Rams | 2   | 0:00  | G. Zuerlein 53 yd. Field Goal (4-7, 0:33)                          | 0       | 23   |
| Rams | 3   | 10:53 | G. Zuerlein 34 yd. Field Goal (10-63, 4:07)                        | 0       | 26   |
| Rams | 4   | 3:46  | C. Kupp 18 yd. pass from J. Goff (G. Zuerlein kick) (16-80, 10:19) | 0       | 33   |



# FINAL TEAM STATISTICS

|  | CARDINALS       | RAMS             |                                       | CARDINALS     | RAMS            |
|--|-----------------|------------------|---------------------------------------|---------------|-----------------|
| <b>TOTAL FIRST DOWNS</b>                     | <b>10</b>       | <b>28</b>        | <b>FGs - PATs Had Blocked</b>         | <b>0-0</b>    | <b>0-0</b>      |
| By Rushing                                   | 1               | 11               | Net Punting Average                   | 32.2          | 55.0            |
| By Passing                                   | 8               | 14               | <b>TOTAL RETURN YARDAGE (W/O KOR)</b> | <b>48</b>     | <b>69</b>       |
| By Penalty                                   | 1               | 3                | No. and Yards Punt Returns            | 1-9           | 3-30            |
| <b>THIRD DOWN EFFICIENCY</b>                 | <b>3-12-25%</b> | <b>13-19-68%</b> | No. and Yards Kickoff Returns         | 2-46          | 1-18            |
| <b>FOURTH DOWN EFFICIENCY</b>                | <b>1-2-50%</b>  | <b>0-0-0%</b>    | No. and Yards Interception Returns    | 1-31          | 2-39            |
| <b>TOTAL NET YARDS</b>                       | <b>193</b>      | <b>425</b>       | <b>PENALTIES Number and Yards</b>     | <b>10-65</b>  | <b>6-45</b>     |
| Total Offensive Plays                        | 47              | 78               | <b>FUMBLES Number and Lost</b>        | <b>1-0</b>    | <b>0-0</b>      |
| Average gain per offensive play              | 4.1             | 5.4              | <b>TOUCHDOWNS</b>                     | <b>0</b>      | <b>3</b>        |
| <b>NET YARDS RUSHING</b>                     | <b>25</b>       | <b>197</b>       | Rushing                               | 0             | 2               |
| Total Rushing Plays                          | 12              | 40               | Passing                               | 0             | 1               |
| Average gain per rushing play                | 2.1             | 4.9              | Returns                               | 0             | 0               |
| Tackles for a loss-number and yards          | 1-1             | 3-5              | Other (Blocked Kicks, etc.)           | 0             | 0               |
| <b>NET YARDS PASSING</b>                     | <b>168</b>      | <b>228</b>       | <b>EXTRA POINTS Made-Attempts</b>     | <b>0-0</b>    | <b>3-3</b>      |
| Times thrown - yards lost attempting to pass | 3-16            | 1-7              | Kicking Made-Attempts                 | 0-0           | 3-3             |
| Gross yards passing                          | 184             | 235              | <b>FIELD GOALS Made-Attempts</b>      | <b>0-1</b>    | <b>4-4</b>      |
| <b>PASS ATTEMPTS-COMP-HAD INT</b>            | <b>35-11-2</b>  | <b>37-22-1</b>   | <b>RED ZONE EFFICIENCY</b>            | <b>0-1-0%</b> | <b>3-6-50%</b>  |
| Avg gain per pass play                       | 4.8             | 6.0              | <b>GOAL TO GO EFFICIENCY</b>          | <b>0-0-0%</b> | <b>2-1-100%</b> |
| <b>KICKOFFS Number-In End Zone-TBs</b>       | <b>1-0-0</b>    | <b>7-7-5</b>     | <b>SAFETIES</b>                       | <b>0</b>      | <b>0</b>        |
| <b>PUNTS Number and Average</b>              | <b>6-43.8</b>   | <b>2-59.5</b>    | <b>FINAL SCORE</b>                    | <b>0</b>      | <b>33</b>       |
| Had Blocked                                  | 0               | 0                | <b>TIME OF POSSESSION</b>             | <b>20:59</b>  | <b>39:01</b>    |

# FINAL INDIVIDUAL STATISTICS

| ARIZONA CARDINALS      |            |            |             |              |              |           | LOS ANGELES RAMS       |             |            |             |              |              |           |           |             |
|------------------------|------------|------------|-------------|--------------|--------------|-----------|------------------------|-------------|------------|-------------|--------------|--------------|-----------|-----------|-------------|
| <b>RUSHING</b>         | <b>ATT</b> | <b>YDS</b> | <b>AVG</b>  | <b>LG</b>    | <b>TD</b>    |           | <b>RUSHING</b>         | <b>ATT</b>  | <b>YDS</b> | <b>AVG</b>  | <b>LG</b>    | <b>TD</b>    |           |           |             |
| A. Peterson            | 11         | 21         | 1.9         | 6            | 0            |           | T. Gurley II           | 22          | 106        | 4.8         | 18t          | 1            |           |           |             |
| D. Stanton             | 1          | 4          | 4.0         | 4            | 0            |           | M. Brown               | 11          | 48         | 4.4         | 11           | 0            |           |           |             |
| <b>Total</b>           | <b>12</b>  | <b>25</b>  | <b>2.1</b>  | <b>6</b>     | <b>0</b>     |           | T. Austin              | 3           | 27         | 9.0         | 17           | 0            |           |           |             |
|                        |            |            |             |              |              |           | J. Goff                | 2           | 13         | 6.5         | 9t           | 1            |           |           |             |
| <b>PASSING</b>         | <b>ATT</b> | <b>CMP</b> | <b>YDS</b>  | <b>SK/YD</b> | <b>TD</b>    | <b>LG</b> | <b>IN</b>              | <b>RT.</b>  |            |             |              |              |           |           |             |
| C. Palmer              | 18         | 10         | 122         | 1/11         | 0            | 21        | 1                      | 53.5        |            |             |              |              |           |           |             |
| D. Stanton             | 14         | 5          | 62          | 2/5          | 0            | 25        | 1                      | 20.5        |            |             |              |              |           |           |             |
| <b>Total</b>           | <b>32</b>  | <b>15</b>  | <b>184</b>  | <b>3/16</b>  | <b>0</b>     | <b>25</b> | <b>2</b>               | <b>39.1</b> |            |             |              |              |           |           |             |
|                        |            |            |             |              |              |           |                        |             |            |             |              |              |           |           |             |
| <b>RECEIVING</b>       | <b>NO</b>  | <b>YDS</b> | <b>AVG</b>  | <b>LG</b>    | <b>TD</b>    |           | <b>PASSING</b>         | <b>ATT</b>  | <b>CMP</b> | <b>YDS</b>  | <b>SK/YD</b> | <b>TD</b>    | <b>LG</b> | <b>IN</b> | <b>RT.</b>  |
| L. Fitzgerald          | 3          | 29         | 9.7         | 17           | 0            |           | J. Goff                | 37          | 22         | 235         | 1/7          | 1            | 35        | 0         | 75.8        |
| B. Golden              | 3          | 20         | 6.7         | 8            | 0            |           | <b>Total</b>           | <b>37</b>   | <b>22</b>  | <b>235</b>  | <b>1/7</b>   | <b>1</b>     | <b>35</b> | <b>0</b>  | <b>75.8</b> |
| Ja. Brown              | 2          | 37         | 18.5        | 21           | 0            |           |                        |             |            |             |              |              |           |           |             |
| J. Nelson              | 2          | 35         | 17.5        | 27           | 0            |           | <b>RECEIVING</b>       | <b>NO</b>   | <b>YDS</b> | <b>AVG</b>  | <b>LG</b>    | <b>TD</b>    |           |           |             |
| K. Williams            | 2          | 27         | 13.5        | 25           | 0            |           | R. Woods               | 5           | 59         | 11.8        | 17           | 0            |           |           |             |
| J. Gresham             | 1          | 18         | 18.0        | 18           | 0            |           | C. Kupp                | 4           | 51         | 12.8        | 18t          | 1            |           |           |             |
| A. Peterson            | 1          | 12         | 12.0        | 12           | 0            |           | T. Gurley              | 4           | 48         | 12.0        | 35           | 0            |           |           |             |
| J. Brown               | 1          | 6          | 6.0         | 6            | 0            |           | S. Watkins             | 3           | 42         | 14.0        | 16           | 0            |           |           |             |
| <b>Total</b>           | <b>15</b>  | <b>184</b> | <b>12.3</b> | <b>25</b>    | <b>0</b>     |           | T. Higbee              | 3           | 13         | 4.3         | 5            | 0            |           |           |             |
|                        |            |            |             |              |              |           | T. Austin              | 2           | 15         | 7.5         | 13           | 0            |           |           |             |
| <b>INTERCEPTIONS</b>   | <b>NO</b>  | <b>YDS</b> | <b>AVG</b>  | <b>LG</b>    | <b>TD</b>    |           | M. Brown               | 1           | 7          | 7.0         | 7            | 0            |           |           |             |
| D. Bucannon            | 1          | 39         | 39.0        | 39           | 0            |           | <b>Total</b>           | <b>22</b>   | <b>235</b> | <b>10.7</b> | <b>35</b>    | <b>1</b>     |           |           |             |
| <b>Total</b>           | <b>1</b>   | <b>39</b>  | <b>39.0</b> | <b>39</b>    | <b>0</b>     |           |                        |             |            |             |              |              |           |           |             |
|                        |            |            |             |              |              |           | <b>INTERCEPTIONS</b>   | <b>NO</b>   | <b>YDS</b> | <b>AVG</b>  | <b>LG</b>    | <b>TD</b>    |           |           |             |
| <b>PUNTING</b>         | <b>NO</b>  | <b>YDS</b> | <b>AVG</b>  | <b>NET</b>   | <b>TB/20</b> | <b>LG</b> | L. Joyner              | 1           | 29         | 29.0        | 29           | 0            |           |           |             |
| A. Lee                 | 6          | 263        | 43.8        | 32.2         | 2/0          | 51        | M. Barron              | 1           | 10         | 10.0        | 10           | 0            |           |           |             |
| <b>Total</b>           | <b>6</b>   | <b>263</b> | <b>43.8</b> | <b>32.2</b>  | <b>2/0</b>   | <b>51</b> | <b>Total</b>           | <b>2</b>    | <b>39</b>  | <b>19.5</b> | <b>29</b>    | <b>0</b>     |           |           |             |
|                        |            |            |             |              |              |           |                        |             |            |             |              |              |           |           |             |
| <b>PUNT RETURNS</b>    | <b>NO</b>  | <b>YDS</b> | <b>AVG</b>  | <b>FC</b>    | <b>LG</b>    | <b>TD</b> | <b>PUNTING</b>         | <b>NO</b>   | <b>YDS</b> | <b>AVG</b>  | <b>NET</b>   | <b>TB/20</b> | <b>LG</b> |           |             |
| K. Williams            | 1          | 9          | 9.0         | 0            | 9            | 0         | J. Hekker              | 2           | 119        | 59.5        | 55.0         | 0/2          | 65        |           |             |
| [OUT OF BOUNDS]        | 1          | 0          | 0.0         | 0            | 0            | 0         | <b>Total</b>           | <b>2</b>    | <b>119</b> | <b>59.5</b> | <b>55.0</b>  | <b>0/2</b>   | <b>65</b> |           |             |
| <b>Total</b>           | <b>1</b>   | <b>9</b>   | <b>9.0</b>  | <b>0</b>     | <b>9</b>     | <b>0</b>  |                        |             |            |             |              |              |           |           |             |
|                        |            |            |             |              |              |           | <b>PUNT RETURNS</b>    | <b>NO</b>   | <b>YDS</b> | <b>AVG</b>  | <b>FC</b>    | <b>LG</b>    | <b>TD</b> |           |             |
| <b>KICKOFF RETURNS</b> | <b>NO</b>  | <b>YDS</b> | <b>AVG</b>  | <b>FC</b>    | <b>LG</b>    | <b>TD</b> | P. Cooper              | 3           | 30         | 10.0        | 0            | 20           | 0         |           |             |
| K. Williams            | 2          | 46         | 46.0        | 0            | 25           | 0         | [DOWNED]               | 1           | 0          | 0.0         | 0            | 0            | 0         |           |             |
| [TOUCHBACK]            | 5          | 0          | 0.0         | 0            | 0            | 0         | [TOUCHBACK]            | 2           | 0          | 0.0         | 0            | 0            | 0         |           |             |
| <b>Total</b>           | <b>2</b>   | <b>46</b>  | <b>46.0</b> | <b>0</b>     | <b>25</b>    | <b>0</b>  | <b>Total</b>           | <b>3</b>    | <b>30</b>  | <b>10.0</b> | <b>0</b>     | <b>20</b>    | <b>0</b>  |           |             |
|                        |            |            |             |              |              |           |                        |             |            |             |              |              |           |           |             |
| <b>KICKOFF RETURNS</b> | <b>NO</b>  | <b>YDS</b> | <b>AVG</b>  | <b>FC</b>    | <b>LG</b>    | <b>TD</b> | <b>KICKOFF RETURNS</b> | <b>NO</b>   | <b>YDS</b> | <b>AVG</b>  | <b>FC</b>    | <b>LG</b>    | <b>TD</b> |           |             |
| P. Cooper              | 1          | 18         | 18.0        | 0            | 18           | 0         | P. Cooper              | 1           | 18         | 18.0        | 0            | 18           | 0         |           |             |
| <b>Total</b>           | <b>1</b>   | <b>18</b>  | <b>18.0</b> | <b>0</b>     | <b>18</b>    | <b>0</b>  | <b>Total</b>           | <b>1</b>    | <b>18</b>  | <b>18.0</b> | <b>0</b>     | <b>18</b>    | <b>0</b>  |           |             |

# DEFENSIVE STATISTICS (BASED ON COACHES' FILM REVIEW)

| PLAYER           | T | S | A | S-YDS    | I-YDS | PD | FF | FR | PLAYER        | T         | S         | A         | S-YDS         | I-YDS       | PD       | FF       | FR       |
|------------------|---|---|---|----------|-------|----|----|----|---------------|-----------|-----------|-----------|---------------|-------------|----------|----------|----------|
| J. Johnson III   | 6 | 4 | 2 | 0-0      | 0-0   | 0  | 0  | 0  | E. Westbrooks | 2         | 1         | 1         | 1.0-5.0       | 0-0         | 0        | 0        | 0        |
| T. Johnson       | 5 | 3 | 2 | 0-0      | 0-0   | 0  | 0  | 0  | M. Longacre   | 2         | 2         | 0         | 1.0-0.0       | 0-0         | 0        | 1        | 0        |
| A. Ogletree      | 5 | 2 | 3 | 0-0      | 0-0   | 1  | 0  | 0  | M. Christian  | 1         | 0         | 1         | 0-0           | 0-0         | 0        | 0        | 0        |
| M. Brockers      | 5 | 3 | 2 | 0-0      | 0-0   | 0  | 0  | 0  | S. Ebukam     | 1         | 0         | 1         | 0-0           | 0-0         | 0        | 0        | 0        |
| L. Joyner        | 3 | 2 | 1 | 0-0      | 1-29  | 0  | 0  | 0  | T. Smart      | 1         | 1         | 0         | 0-0           | 0-0         | 0        | 0        | 0        |
| A. Donald        | 3 | 2 | 1 | 1.0-11.0 | 0-0   | 0  | 0  | 0  | R. Quinn      | 1         | 1         | 0         | 0-0           | 0-0         | 0        | 0        | 0        |
| K. Webster       | 2 | 2 | 0 | 0-0      | 0-0   | 1  | 0  | 0  | C. Littleton  | 0         | 0         | 0         | 0-0           | 0-0         | 1        | 0        | 0        |
| N. Robey-Coleman | 2 | 1 | 1 | 0-0      | 0-0   | 0  | 0  | 0  | T. Walker     | 0         | 0         | 0         | 0-0           | 0-0         | 2        | 0        | 0        |
| B. Countess      | 2 | 1 | 1 | 0-0      | 0-0   | 0  | 0  | 0  | <b>TOTAL</b>  | <b>43</b> | <b>26</b> | <b>17</b> | <b>3.0-16</b> | <b>2-39</b> | <b>6</b> | <b>1</b> | <b>0</b> |
| M. Barron        | 2 | 1 | 1 | 0-0      | 1-10  | 1  | 0  | 0  |               |           |           |           |               |             |          |          |          |





**LAST WEEK'S LOS  
ANGELES RAMS  
GAMEBOOK**



# International Series Game 20

## National Football League Game Summary

NFL Copyright © 2017 by The National Football League. All rights reserved. This summary and play-by-play is for the express purpose of assisting media in their coverage of the game; any other use of this material is prohibited without the written permission of the National Football League. Updated: 10/23/2017

Date: Sunday, 10/22/2017

**Arizona Cardinals at Los Angeles Rams**  
at Twickenham, London

Start Time: 6:05 PM BST

### Game Day Weather

Game Weather: Rain  
Played Outdoor on Turf: Grass

Temp: 54° F (12.2° C) Humidity: 72%, Wind: W 10 mph  
Wind Chill: 50

### Officials

Referee: Allen, Brad (122)  
Line Judge: Bolinger, Brian (40)  
Back Judge: Hochuli, Shawn (83)

Umpire: Bryan, Fred (11)  
Field Judge: Hill, Tom (97)  
Replay Official: Lapetina, Jim (0)

Down Judge: Mello, Jim (48)  
Side Judge: Walker, Jabir (26)

### Lineups

| Arizona Cardinals |              |         | Los Angeles Rams |       |              |        |            |
|-------------------|--------------|---------|------------------|-------|--------------|--------|------------|
| Offense           |              | Defense | Offense          |       | Defense      |        |            |
| WR 11             | L.Fitzgerald | DL 97   | J.Mauro          | WR 11 | T.Austin     | DT 92  | T.Smart    |
| LT 74             | D.Humphries  | DL 98   | C.Peters         | TE 89 | T.Higbee     | NT 90  | M.Brockers |
| LG 75             | A.Boone      | DL 92   | F.Rucker         | LT 77 | A.Whitworth  | DT 99  | A.Donald   |
| C 53              | A.Shipley    | SAM 55  | C.Jones          | LG 76 | R.Saffold    | OLB 94 | R.Quinn    |
| RG 71             | E.Watford    | \$LB 20 | D.Bucannon       | C 65  | J.Sullivan   | OLB 98 | C.Barwin   |
| RT 68             | J.Veldheer   | ILB 56  | K.Dansby         | RG 68 | J.Brown      | ILB 52 | A.Ogletree |
| TE 87             | T.Niklas     | LCB 21  | P.Peterson       | RT 79 | R.Havenstein | ILB 26 | M.Barron   |
| WR 12             | J.Brown      | RCB 25  | T.Williams       | WR 12 | S.Watkins    | LCB 22 | T.Johnson  |
| QB 3              | C.Palmer     | S 41    | A.Bethea         | WR 17 | R.Woods      | RCB 21 | K.Webster  |
| RB 23             | A.Peterson   | SS 27   | T.Branch         | QB 16 | J.Goff       | SS 43  | J.Johnson  |
| TE 84             | J.Gresham    | FS 32   | T.Mathieu        | RB 30 | T.Gurley     | FS 20  | L.Joyner   |

### Substitutions

P 2 A.Lee, K 4 P.Dawson, QB 5 D.Stanton, WR 10 B.Golden, WR 13 Ja.Brown, WR 14 J.Nelson, CB 26 B.Williams, CB 28 J.Bethel, S/CB 30 R. Ford, RB 33 K.Williams, RB 35 E.Penny, S 36 B.Baker, LB 43 H.Reddick, LS 49 J.Drescher, LB 57 J.Bynes, LB 58 S.Wright, G/T 69 W.Holden, G 70 E.Boehm, T/G 73 J.Wetzel, TE 80 I.Momah, DL 90 R.Nkemdiche, DL 94 X.Williams, DL 95 R.Gunter, LB 96 K.Martin

### Substitutions

K 4 G.Zuerlein, P 6 J.Hekker, WR 10 P.Cooper, QB 14 S.Mannion, WR 18 C.Kupp, CB 23 N.Robey, DB 24 B.Countess, CB 32 T.Hill, RB 34 M.Brown, CB 36 D.Hatfield, S 41 M.Christian, LS 44 J.McQuaide, OLB 50 S.Ebukam, LB 54 B.Hager, OLB 58 C.Littleton, T 63 D.Williams, C 66 A.Blythe, TE 81 G.Everett, WR 83 J.Reynolds, TE 86 D.Carrier, DE 93 E.Westbrooks, DT 95 T.Walker, OLB 96 M.Longacre, DE 97 M.Fox

### Did Not Play

QB 7 B.Gabbert, WR 16 C.Williams, RB 37 D.Foster, RB 38 A.Ellington, C 62 D.Munyer, DL 72 O.Pierre, TE 86 R.Seals-Jones

### Did Not Play

QB 8 B.Allen, RB 33 J.Davis, S 38 Co.Davis, OLB 51 E.Price, T 64 A.Donnal, T 73 C.Lucas, WR 88 M.Thomas

### Not Active

### Not Active

### Field Goals (made ( ) & missed)

|          |                   | P.Dawson | 32WL | G.Zuerlein | (23) (33) (53) (34) |   |   |    |       |
|----------|-------------------|----------|------|------------|---------------------|---|---|----|-------|
|          |                   |          |      | 1          | 2                   | 3 | 4 | OT | Total |
| VISITOR: | Arizona Cardinals |          |      | 0          | 0                   | 0 | 0 | 0  | 0     |
| HOME:    | Los Angeles Rams  |          |      | 3          | 20                  | 3 | 7 | 0  | 33    |

### Scoring Plays

| Team                    | Qtr | Time  | Play Description (Extra Point) (Drive Info)                    | Visitor    | Home |
|-------------------------|-----|-------|--|------------|------|
| Rams                    | 1   | 4:14  | G.Zuerlein 23 yd. Field Goal (14-73, 5:50)                     | 0          | 3    |
| Rams                    | 2   | 11:13 | G.Zuerlein 33 yd. Field Goal (8-51, 3:38)                      | 0          | 6    |
| Rams                    | 2   | 5:25  | T.Gurley 18 yd. run (G.Zuerlein kick) (1-18, 0:10)             | 0          | 13   |
| Rams                    | 2   | 0:41  | J.Goff 9 yd. run (G.Zuerlein kick) (8-88, 1:23)                | 0          | 20   |
| Rams                    | 2   | 0:00  | G.Zuerlein 53 yd. Field Goal (4--7, 0:33)                      | 0          | 23   |
| Rams                    | 3   | 10:53 | G.Zuerlein 34 yd. Field Goal (10-63, 4:07)                     | 0          | 26   |
| Rams                    | 4   | 3:46  | C.Kupp 18 yd. pass from J.Goff (G.Zuerlein kick) (16-80,10:19) | 0          | 33   |
| Paid Attendance: 73,736 |     |       |  | Time: 2:57 |      |



# Final Individual Statistics

## Arizona Cardinals

| RUSHING      | ATT       | YDS       | AVG        | LG       | TD       |
|--------------|-----------|-----------|------------|----------|----------|
| A.Peterson   | 11        | 21        | 1.9        | 6        | 0        |
| D.Stanton    | 1         | 4         | 4.0        | 4        | 0        |
| <b>Total</b> | <b>12</b> | <b>25</b> | <b>2.1</b> | <b>6</b> | <b>0</b> |

| PASSING      | ATT       | CMP       | YDS        | SK/YD       | TD       | LG        | IN       | RT          |
|--------------|-----------|-----------|------------|-------------|----------|-----------|----------|-------------|
| C.Palmer     | 18        | 10        | 122        | 1/11        | 0        | 21        | 1        | 53.5        |
| D.Stanton    | 14        | 5         | 62         | 2/5         | 0        | 25        | 1        | 20.5        |
| <b>Total</b> | <b>32</b> | <b>15</b> | <b>184</b> | <b>3/16</b> | <b>0</b> | <b>25</b> | <b>2</b> | <b>39.1</b> |

| PASS RECEIVING | TAR       | REC       | YDS        | AVG         | LG        | TD       |
|----------------|-----------|-----------|------------|-------------|-----------|----------|
| L.Fitzgerald   | 3         | 3         | 29         | 9.7         | 17        | 0        |
| B.Golden       | 3         | 3         | 20         | 6.7         | 8         | 0        |
| Ja.Brown       | 5         | 2         | 37         | 18.5        | 21        | 0        |
| J.Nelson       | 5         | 2         | 35         | 17.5        | 23        | 0        |
| K.Williams     | 4         | 2         | 27         | 13.5        | 25        | 0        |
| J.Gresham      | 3         | 1         | 18         | 18.0        | 18        | 0        |
| A.Peterson     | 4         | 1         | 12         | 12.0        | 12        | 0        |
| J.Brown        | 4         | 1         | 6          | 6.0         | 6         | 0        |
| T.Niklas       | 1         | 0         | 0          | 0.0         | 0         | 0        |
| <b>Total</b>   | <b>32</b> | <b>15</b> | <b>184</b> | <b>12.3</b> | <b>25</b> | <b>0</b> |

| INTERCEPTIONS | NO       | YDS       | AVG         | LG        | TD       |
|---------------|----------|-----------|-------------|-----------|----------|
| D.Bucannon    | 1        | 39        | 39.0        | 39        | 0        |
| <b>Total</b>  | <b>1</b> | <b>39</b> | <b>39.0</b> | <b>39</b> | <b>0</b> |

| PUNTING      | NO       | YDS        | AVG         | NET         | TB       | IN20     | LG        |
|--------------|----------|------------|-------------|-------------|----------|----------|-----------|
| A.Lee        | 6        | 263        | 43.8        | 32.2        | 2        | 0        | 51        |
| <b>Total</b> | <b>6</b> | <b>263</b> | <b>43.8</b> | <b>32.2</b> | <b>2</b> | <b>0</b> | <b>51</b> |

| PUNT RETURNS    | NO       | YDS      | AVG        | FC       | LG       | TD       |
|-----------------|----------|----------|------------|----------|----------|----------|
| K.Williams      | 1        | 9        | 9.0        | 0        | 9        | 0        |
| [OUT OF BOUNDS] | 1        | 0        | 0.0        | 0        | 0        | 0        |
| <b>Total</b>    | <b>1</b> | <b>9</b> | <b>9.0</b> | <b>0</b> | <b>9</b> | <b>0</b> |

| KICKOFF RETURNS | NO       | YDS       | AVG         | FC       | LG        | TD       |
|-----------------|----------|-----------|-------------|----------|-----------|----------|
| K.Williams      | 2        | 46        | 23.0        | 0        | 25        | 0        |
| [TOUCHBACK]     | 5        | 0         | 0.0         | 0        | 0         | 0        |
| <b>Total</b>    | <b>2</b> | <b>46</b> | <b>23.0</b> | <b>0</b> | <b>25</b> | <b>0</b> |

## Los Angeles Rams

| RUSHING      | ATT       | YDS        | AVG        | LG        | TD       |
|--------------|-----------|------------|------------|-----------|----------|
| T.Gurley     | 22        | 106        | 4.8        | 18        | 1        |
| M.Brown      | 11        | 48         | 4.4        | 11        | 0        |
| T.Austin     | 3         | 27         | 9.0        | 17        | 0        |
| J.Goff       | 2         | 13         | 6.5        | 9         | 1        |
| R.Woods      | 1         | 4          | 4.0        | 4         | 0        |
| S.Mannion    | 1         | -1         | -1.0       | -1        | 0        |
| <b>Total</b> | <b>40</b> | <b>197</b> | <b>4.9</b> | <b>18</b> | <b>2</b> |

| PASSING      | ATT       | CMP       | YDS        | SK/YD      | TD       | LG        | IN       | RT          |
|--------------|-----------|-----------|------------|------------|----------|-----------|----------|-------------|
| J.Goff       | 37        | 22        | 235        | 1/7        | 1        | 35        | 1        | 75.8        |
| <b>Total</b> | <b>37</b> | <b>22</b> | <b>235</b> | <b>1/7</b> | <b>1</b> | <b>35</b> | <b>1</b> | <b>75.8</b> |

| PASS RECEIVING | TAR       | REC       | YDS        | AVG         | LG        | TD       |
|----------------|-----------|-----------|------------|-------------|-----------|----------|
| R.Woods        | 7         | 5         | 59         | 11.8        | 17        | 0        |
| C.Kupp         | 10        | 4         | 51         | 12.8        | 18        | 1        |
| T.Gurley       | 8         | 4         | 48         | 12.0        | 35        | 0        |
| S.Watkins      | 5         | 3         | 42         | 14.0        | 16        | 0        |
| T.Higbee       | 3         | 3         | 13         | 4.3         | 5         | 0        |
| T.Austin       | 2         | 2         | 15         | 7.5         | 13        | 0        |
| M.Brown        | 1         | 1         | 7          | 7.0         | 7         | 0        |
| D.Carrier      | 1         | 0         | 0          | 0.0         | 0         | 0        |
| <b>Total</b>   | <b>37</b> | <b>22</b> | <b>235</b> | <b>10.7</b> | <b>35</b> | <b>1</b> |

| INTERCEPTIONS | NO       | YDS       | AVG         | LG        | TD       |
|---------------|----------|-----------|-------------|-----------|----------|
| L.Joyner      | 1        | 29        | 29.0        | 29        | 0        |
| M.Barron      | 1        | 10        | 10.0        | 10        | 0        |
| <b>Total</b>  | <b>2</b> | <b>39</b> | <b>19.5</b> | <b>29</b> | <b>0</b> |

| PUNTING      | NO       | YDS        | AVG         | NET         | TB       | IN20     | LG        |
|--------------|----------|------------|-------------|-------------|----------|----------|-----------|
| J.Hekker     | 2        | 119        | 59.5        | 55.0        | 0        | 2        | 65        |
| <b>Total</b> | <b>2</b> | <b>119</b> | <b>59.5</b> | <b>55.0</b> | <b>0</b> | <b>2</b> | <b>65</b> |

| PUNT RETURNS | NO       | YDS       | AVG         | FC       | LG        | TD       |
|--------------|----------|-----------|-------------|----------|-----------|----------|
| P.Cooper     | 3        | 30        | 10.0        | 0        | 20        | 0        |
| [DOWNED]     | 1        | 0         | 0.0         | 0        | 0         | 0        |
| [TOUCHBACK]  | 2        | 0         | 0.0         | 0        | 0         | 0        |
| <b>Total</b> | <b>3</b> | <b>30</b> | <b>10.0</b> | <b>0</b> | <b>20</b> | <b>0</b> |

| KICKOFF RETURNS | NO       | YDS       | AVG         | FC       | LG        | TD       |
|-----------------|----------|-----------|-------------|----------|-----------|----------|
| P.Cooper        | 1        | 18        | 18.0        | 0        | 18        | 0        |
| <b>Total</b>    | <b>1</b> | <b>18</b> | <b>18.0</b> | <b>0</b> | <b>18</b> | <b>0</b> |

### Arizona Cardinals

| FUMBLES      | FUM      | LOST     | OWN-REC  | YDS      | TD       | FORCED   | OPP-REC  | YDS      | TD       | OUT-BDS  |
|--------------|----------|----------|----------|----------|----------|----------|----------|----------|----------|----------|
| D.Stanton    | 1        | 0        | 0        | 0        | 0        | 0        | 0        | 0        | 0        | 0        |
| A.Shipley    | 0        | 0        | 1        | 3        | 0        | 0        | 0        | 0        | 0        | 0        |
| <b>Total</b> | <b>1</b> | <b>0</b> | <b>1</b> | <b>3</b> | <b>0</b> | <b>0</b> | <b>0</b> | <b>0</b> | <b>0</b> | <b>0</b> |

### Los Angeles Rams

| FUMBLES      | FUM      | LOST     | OWN-REC  | YDS      | TD       | FORCED   | OPP-REC  | YDS      | TD       | OUT-BDS  |
|--------------|----------|----------|----------|----------|----------|----------|----------|----------|----------|----------|
| M.Longacre   | 0        | 0        | 0        | 0        | 0        | 1        | 0        | 0        | 0        | 0        |
| <b>Total</b> | <b>0</b> | <b>0</b> | <b>0</b> | <b>0</b> | <b>0</b> | <b>1</b> | <b>0</b> | <b>0</b> | <b>0</b> | <b>0</b> |





**Arizona Cardinals vs Los Angeles Rams**  
**10/22/2017 at Twickenham**

## Final Team Statistics

|  | <b>Visitor<br/>Cardinals</b> | <b>Home<br/>Rams</b> |
|--|------------------------------|----------------------|
| <b>TOTAL FIRST DOWNS</b>                             | 10                           | 28                   |
| By Rushing   | 1                            | 11                   |
| By Passing   | 8                            | 14                   |
| By Penalty   | 1                            | 3                    |
| <b>THIRD DOWN EFFICIENCY</b>                         | 3-12-25%                     | 13-19-68%            |
| <b>FOURTH DOWN EFFICIENCY</b>                        | 1-2-50%                      | 0-0-0%               |
| <b>TOTAL NET YARDS</b>                               | 193                          | 425                  |
| Total Offensive Plays (inc. times thrown passing)    | 47                           | 78                   |
| Average gain per offensive play                      | 4.1                          | 5.4                  |
| <b>NET YARDS RUSHING</b>                             | 25                           | 197                  |
| Total Rushing Plays                                  | 12                           | 40                   |
| Average gain per rushing play                        | 2.1                          | 4.9                  |
| Tackles for a loss-number and yards                  | 1-1                          | 3-5                  |
| <b>NET YARDS PASSING</b>                             | 168                          | 228                  |
| Times thrown - yards lost attempting to pass         | 3-16                         | 1-7                  |
| Gross yards passing                                  | 184                          | 235                  |
| <b>PASS ATTEMPTS-COMPLETIONS-HAD INTERCEPTED</b>     | 32-15-2                      | 37-22-1              |
| Avg gain per pass play (inc.# thrown passing)        | 4.8                          | 6.0                  |
| <b>KICKOFFS Number-In End Zone-Touchbacks</b>        | 1-0-0                        | 7-7-5                |
| <b>PUNTS Number and Average</b>                      | 6-43.8                       | 2-59.5               |
| Had Blocked  | 0                            | 0                    |
| <b>FGs - PATs Had Blocked</b>                        | 0-0                          | 0-0                  |
| <b>Net Punting Average</b>                           | 32.2                         | 55.0                 |
| <b>TOTAL RETURN YARDAGE (Not Including Kickoffs)</b> | 48                           | 69                   |
| No. and Yards Punt Returns                           | 1-9                          | 3-30                 |
| No. and Yards Kickoff Returns                        | 2-46                         | 1-18                 |
| No. and Yards Interception Returns                   | 1-39                         | 2-39                 |
| <b>PENALTIES Number and Yards</b>                    | 10-65                        | 6-45                 |
| <b>FUMBLES Number and Lost</b>                       | 1-0                          | 0-0                  |
| <b>TOUCHDOWNS</b>                                    | 0                            | 3                    |
| Rushing  | 0                            | 2                    |
| Passing  | 0                            | 1                    |
| <b>EXTRA POINTS Made-Attempts</b>                    | 0-0                          | 3-3                  |
| Kicking Made-Attempts                                | 0-0                          | 3-3                  |
| <b>FIELD GOALS Made-Attempts</b>                     | 0-1                          | 4-4                  |
| <b>RED ZONE EFFICIENCY</b>                           | 0-1-0%                       | 3-6-50%              |
| <b>GOAL TO GO EFFICIENCY</b>                         | 0-0-0%                       | 2-2-100%             |
| <b>SAFETIES</b>                                      | 0                            | 0                    |
| <b>FINAL SCORE</b>                                   | 0                            | 33                   |
| <b>TIME OF POSSESSION</b>                            | 20:59                        | 39:01                |



**Arizona Cardinals vs Los Angeles Rams**  
**10/22/2017 at Twickenham**

## Ball Possession And Drive Chart

### Arizona Cardinals

| #  | Time Recd | Time Lost | Time Poss | How Ball Obtained | Drive Began | # Play | Yds Gain | Yds Pen | Net Yds | 1st Down | Last Scrm | How Given Up |
|----|-----------|-----------|-----------|-------------------|-------------|--------|----------|---------|---------|----------|-----------|--------------|
| 1  | 15:00     | 10:04     | 4:56      | Kickoff           | ARZ 21      | 9      | 65       | 0       | 65      | 3        | * LA 14   | Missed FG    |
| 2  | 4:14      | 2:01      | 2:13      | Kickoff           | ARZ 25      | 4      | 20       | 0       | 20      | 1        | ARZ 45    | Punt         |
| 3  | 0:39      | 14:51     | 0:48      | Punt              | ARZ 18      | 3      | 12       | -5      | 7       | 0        | ARZ 25    | Punt         |
| 4  | 11:13     | 8:03      | 3:10      | Kickoff           | ARZ 25      | 9      | 24       | 5       | 29      | 3        | LA 46     | Punt         |
| 5  | 5:48      | 5:35      | 0:13      | Punt              | ARZ 18      | 1      | 0        | 0       | 0       | 0        | ARZ 18    | Interception |
| 6  | 5:25      | 2:04      | 3:21      | Kickoff           | ARZ 25      | 7      | 17       | 0       | 17      | 1        | ARZ 42    | Punt         |
| 7  | 0:41      | 0:33      | 0:08      | Kickoff           | ARZ 25      | 1      | 0        | 0       | 0       | 0        | ARZ 25    | Interception |
| 8  | 10:53     | 8:54      | 1:59      | Kickoff           | ARZ 25      | 3      | 8        | 0       | 8       | 0        | ARZ 33    | Punt         |
| 9  | 2:01      | 14:05     | 2:56      | Interception      | LA 47       | 6      | 24       | -15     | 9       | 1        | LA 38     | Punt         |
| 10 | 3:46      | 2:31      | 1:15      | Kickoff           | ARZ 25      | 5      | 26       | 0       | 26      | 1        | LA 49     | Downs        |

(260) Average ARZ 26

### Los Angeles Rams

| #  | Time Recd | Time Lost | Time Poss | How Ball Obtained | Drive Began | # Play | Yds Gain | Yds Pen | Net Yds | 1st Down | Last Scrm | How Given Up |
|----|-----------|-----------|-----------|-------------------|-------------|--------|----------|---------|---------|----------|-----------|--------------|
| 1  | 10:04     | 4:14      | 5:50      | Missed FG         | LA 22       | 14     | 73       | 0       | 73      | 5        | * ARZ 5   | Field Goal   |
| 2  | 2:01      | 0:39      | 1:22      | Punt              | LA 24       | 3      | 4        | 0       | 4       | 0        | LA 28     | Punt         |
| 3  | 14:51     | 11:13     | 3:38      | Punt              | LA 35       | 8      | 41       | 10      | 51      | 3        | * ARZ 14  | Field Goal   |
| 4  | 8:03      | 5:48      | 2:15      | Punt              | LA 20       | 3      | 11       | -5      | 6       | 0        | LA 26     | Punt         |
| 5  | 5:35      | 5:25      | 0:10      | Interception      | ARZ 18      | 1      | 18       | 0       | 18      | 1        | * ARZ 18  | Touchdown    |
| 6  | 2:04      | 0:41      | 1:23      | Punt              | LA 12       | 8      | 83       | 5       | 88      | 4        | * ARZ 9   | Touchdown    |
| 7  | 0:33      | 0:00      | 0:33      | Interception      | ARZ 28      | 4      | -7       | 0       | -7      | 0        | ARZ 35    | Field Goal   |
| 8  | 15:00     | 10:53     | 4:07      | Kickoff           | LA 21       | 10     | 53       | 10      | 63      | 4        | * ARZ 16  | Field Goal   |
| 9  | 8:54      | 2:01      | 6:53      | Punt              | LA 15       | 11     | 49       | 15      | 64      | 4        | ARZ 21    | Interception |
| 10 | 14:05     | 3:46      | 10:19     | Punt              | LA 20       | 16     | 90       | -10     | 80      | 6        | * ARZ 18  | Touchdown    |
| 11 | 2:31      | 0:00      | 2:31      | Downs             | LA 49       | 4      | 10       | 0       | 10      | 1        | ARZ 40    | End of Game  |

(372) Average LA 34

**\* inside opponent's 20**

**Time of Possession by Quarter**

|                                  | 1st  | 2nd  | 3rd   | 4th   | OT | Total |
|----------------------------------|------|------|-------|-------|----|-------|
| <b>Visitor</b> Arizona Cardinals | 7:48 | 7:01 | 4:00  | 2:10  |    | 20:59 |
| <b>Home</b> Los Angeles Rams     | 7:12 | 7:59 | 11:00 | 12:50 |    | 39:01 |

**Kickoff Drive No.-Start Average**

Cardinals: 7 - ARZ 24                      Rams: 1 - LA 21



**Arizona Cardinals vs Los Angeles Rams**  
**10/22/2017 at Twickenham**

## Final Defensive Statistics

| Arizona Cardinals | Regular Defensive Plays |          |           |          |          |          |          |          |          |          |          | Special Teams |          |          |          |          | Misc     |          |          |          |
|-------------------|-------------------------|----------|-----------|----------|----------|----------|----------|----------|----------|----------|----------|---------------|----------|----------|----------|----------|----------|----------|----------|----------|
|                   | TKL                     | AST      | COMB      | SK       | / YDS    | TFL      | Q        | IN       | PD       | FF       | FR       | TKL           | AST      | FF       | FR       | BL       | TKL      | AST      | FF       | FR       |
| D.Bucannon        | 11                      | 1        | 12        | 0        | 0        | 1        | 0        | 1        | 1        | 0        | 0        | 0             | 0        | 0        | 0        | 0        | 0        | 0        | 0        | 0        |
| A.Bethea          | 10                      | 1        | 11        | 0        | 0        | 0        | 0        | 0        | 1        | 0        | 0        | 0             | 0        | 0        | 0        | 0        | 0        | 0        | 0        | 0        |
| T.Williams        | 10                      | 0        | 10        | 0        | 0        | 0        | 0        | 0        | 0        | 0        | 0        | 0             | 0        | 0        | 0        | 0        | 0        | 0        | 0        | 0        |
| C.Jones           | 4                       | 0        | 4         | 1        | 7        | 1        | 1        | 0        | 0        | 0        | 0        | 0             | 0        | 0        | 0        | 0        | 0        | 0        | 0        | 0        |
| T.Branch          | 4                       | 0        | 4         | 0        | 0        | 1        | 0        | 0        | 0        | 0        | 0        | 0             | 0        | 0        | 0        | 0        | 0        | 0        | 0        | 0        |
| J.Mauro           | 3                       | 0        | 3         | 0        | 0        | 0        | 1        | 0        | 0        | 0        | 0        | 0             | 0        | 0        | 0        | 0        | 0        | 0        | 0        | 0        |
| T.Mathieu         | 2                       | 1        | 3         | 0        | 0        | 0        | 0        | 0        | 1        | 0        | 0        | 0             | 0        | 0        | 0        | 0        | 0        | 0        | 0        | 0        |
| R.Nkemdiche       | 2                       | 0        | 2         | 0        | 0        | 1        | 0        | 0        | 0        | 0        | 0        | 0             | 0        | 0        | 0        | 0        | 0        | 0        | 0        | 0        |
| K.Dansby          | 2                       | 0        | 2         | 0        | 0        | 0        | 0        | 0        | 0        | 0        | 0        | 0             | 0        | 0        | 0        | 0        | 0        | 0        | 0        | 0        |
| F.Rucker          | 2                       | 0        | 2         | 0        | 0        | 0        | 0        | 0        | 0        | 0        | 0        | 0             | 0        | 0        | 0        | 0        | 0        | 0        | 0        | 0        |
| X.Williams        | 2                       | 0        | 2         | 0        | 0        | 0        | 0        | 0        | 0        | 0        | 0        | 0             | 0        | 0        | 0        | 0        | 0        | 0        | 0        | 0        |
| K.Martin          | 1                       | 0        | 1         | 0        | 0        | 0        | 1        | 0        | 0        | 0        | 0        | 0             | 0        | 0        | 0        | 0        | 0        | 0        | 0        | 0        |
| H.Reddick         | 1                       | 0        | 1         | 0        | 0        | 0        | 0        | 0        | 0        | 0        | 0        | 0             | 0        | 0        | 0        | 0        | 0        | 0        | 0        | 0        |
| C.Peters          | 1                       | 0        | 1         | 0        | 0        | 0        | 0        | 0        | 0        | 0        | 0        | 0             | 0        | 0        | 0        | 0        | 0        | 0        | 0        | 0        |
| P.Peterson        | 1                       | 0        | 1         | 0        | 0        | 0        | 0        | 0        | 0        | 0        | 0        | 0             | 0        | 0        | 0        | 0        | 0        | 0        | 0        | 0        |
| B.Baker           | 1                       | 0        | 1         | 0        | 0        | 0        | 0        | 0        | 0        | 0        | 0        | 0             | 0        | 0        | 0        | 0        | 0        | 0        | 0        | 0        |
| R.Gunter          | 0                       | 1        | 1         | 0        | 0        | 0        | 1        | 0        | 0        | 0        | 0        | 0             | 0        | 0        | 0        | 0        | 0        | 0        | 0        | 0        |
| J.Bynes           | 0                       | 0        | 0         | 0        | 0        | 0        | 0        | 0        | 1        | 0        | 0        | 1             | 1        | 0        | 0        | 0        | 0        | 0        | 0        | 0        |
| J.Bethel          | 0                       | 0        | 0         | 0        | 0        | 0        | 0        | 0        | 0        | 0        | 0        | 1             | 0        | 0        | 0        | 0        | 0        | 0        | 0        | 0        |
| S.Wright          | 0                       | 0        | 0         | 0        | 0        | 0        | 0        | 0        | 0        | 0        | 0        | 1             | 0        | 0        | 0        | 0        | 0        | 0        | 0        | 0        |
| B.Golden          | 0                       | 0        | 0         | 0        | 0        | 0        | 0        | 0        | 0        | 0        | 0        | 0             | 1        | 0        | 0        | 0        | 0        | 0        | 0        | 0        |
| J.Veldheer        | 0                       | 0        | 0         | 0        | 0        | 0        | 0        | 0        | 0        | 0        | 0        | 0             | 0        | 0        | 0        | 0        | 1        | 0        | 0        | 0        |
| K.Williams        | 0                       | 0        | 0         | 0        | 0        | 0        | 0        | 0        | 0        | 0        | 0        | 0             | 0        | 0        | 0        | 0        | 1        | 0        | 0        | 0        |
| A.Shipley         | 0                       | 0        | 0         | 0        | 0        | 0        | 0        | 0        | 0        | 0        | 0        | 0             | 0        | 0        | 0        | 0        | 0        | 0        | 0        | 1        |
| <b>Total</b>      | <b>57</b>               | <b>4</b> | <b>61</b> | <b>1</b> | <b>7</b> | <b>4</b> | <b>4</b> | <b>1</b> | <b>4</b> | <b>0</b> | <b>0</b> | <b>3</b>      | <b>2</b> | <b>0</b> | <b>0</b> | <b>0</b> | <b>2</b> | <b>0</b> | <b>0</b> | <b>1</b> |

**TKL = Tackle AST = Assist COMB = Combined QH=QB Hit IN = Interception PD = Pass Defense FF = Forced Fumble FR = Fumble Recovery**

| Los Angeles Rams | Regular Defensive Plays |          |           |          |           |          |          |          |          |          |          | Special Teams |          |          |          |          | Misc     |          |          |          |
|------------------|-------------------------|----------|-----------|----------|-----------|----------|----------|----------|----------|----------|----------|---------------|----------|----------|----------|----------|----------|----------|----------|----------|
|                  | TKL                     | AST      | COMB      | SK       | / YDS     | TFL      | QH       | IN       | PD       | FF       | FR       | TKL           | AST      | FF       | FR       | BL       | TKL      | AST      | FF       | FR       |
| J.Johnson        | 4                       | 1        | 5         | 0        | 0         | 0        | 0        | 0        | 0        | 0        | 0        | 0             | 0        | 0        | 0        | 0        | 0        | 0        | 0        | 0        |
| T.Johnson        | 3                       | 2        | 5         | 0        | 0         | 0        | 0        | 0        | 0        | 0        | 0        | 0             | 0        | 0        | 0        | 0        | 0        | 0        | 0        | 0        |
| M.Brockers       | 3                       | 1        | 4         | 0        | 0         | 0        | 0        | 0        | 0        | 0        | 0        | 0             | 0        | 0        | 0        | 0        | 0        | 0        | 0        | 0        |
| A.Ogletree       | 2                       | 1        | 3         | 0        | 0         | 0        | 1        | 0        | 1        | 0        | 0        | 0             | 0        | 0        | 0        | 0        | 0        | 0        | 0        | 0        |
| L.Joyner         | 2                       | 1        | 3         | 0        | 0         | 0        | 0        | 1        | 1        | 0        | 0        | 0             | 0        | 0        | 0        | 0        | 0        | 0        | 0        | 0        |
| A.Donald         | 2                       | 0        | 2         | 1        | 11        | 2        | 2        | 0        | 0        | 0        | 0        | 0             | 0        | 0        | 0        | 0        | 0        | 0        | 0        | 0        |
| M.Longacre       | 2                       | 0        | 2         | 1        | 0         | 0        | 0        | 0        | 0        | 1        | 0        | 0             | 0        | 0        | 0        | 0        | 0        | 0        | 0        | 0        |
| K.Webster        | 2                       | 0        | 2         | 0        | 0         | 0        | 0        | 0        | 1        | 0        | 0        | 0             | 0        | 0        | 0        | 0        | 0        | 0        | 0        | 0        |
| B.Countess       | 2                       | 0        | 2         | 0        | 0         | 0        | 0        | 0        | 0        | 0        | 0        | 1             | 0        | 0        | 0        | 0        | 0        | 0        | 0        | 0        |
| E.Westbrooks     | 1                       | 0        | 1         | 1        | 5         | 1        | 1        | 0        | 0        | 0        | 0        | 0             | 0        | 0        | 0        | 0        | 0        | 0        | 0        | 0        |
| R.Quinn          | 1                       | 0        | 1         | 0        | 0         | 0        | 1        | 0        | 0        | 0        | 0        | 0             | 0        | 0        | 0        | 0        | 0        | 0        | 0        | 0        |
| M.Barron         | 1                       | 0        | 1         | 0        | 0         | 0        | 0        | 1        | 1        | 0        | 0        | 0             | 0        | 0        | 0        | 0        | 0        | 0        | 0        | 0        |
| T.Smart          | 1                       | 0        | 1         | 0        | 0         | 0        | 0        | 0        | 0        | 0        | 0        | 0             | 0        | 0        | 0        | 0        | 0        | 0        | 0        | 0        |
| M.Christian      | 1                       | 0        | 1         | 0        | 0         | 0        | 0        | 0        | 0        | 0        | 0        | 0             | 0        | 0        | 0        | 0        | 0        | 0        | 0        | 0        |
| N.Robey          | 1                       | 0        | 1         | 0        | 0         | 0        | 0        | 0        | 0        | 0        | 0        | 0             | 0        | 0        | 0        | 0        | 0        | 0        | 0        | 0        |
| T.Walker         | 0                       | 0        | 0         | 0        | 0         | 0        | 0        | 0        | 2        | 0        | 0        | 0             | 0        | 0        | 0        | 0        | 0        | 0        | 0        | 0        |
| C.Littleton      | 0                       | 0        | 0         | 0        | 0         | 0        | 0        | 0        | 1        | 0        | 0        | 1             | 0        | 0        | 0        | 0        | 0        | 0        | 0        | 0        |
| J.Reynolds       | 0                       | 0        | 0         | 0        | 0         | 0        | 0        | 0        | 0        | 0        | 0        | 1             | 0        | 0        | 0        | 0        | 0        | 0        | 0        | 0        |
| G.Everett        | 0                       | 0        | 0         | 0        | 0         | 0        | 0        | 0        | 0        | 0        | 0        | 0             | 0        | 0        | 0        | 0        | 1        | 0        | 0        | 0        |
| <b>Total</b>     | <b>28</b>               | <b>6</b> | <b>34</b> | <b>3</b> | <b>16</b> | <b>3</b> | <b>5</b> | <b>2</b> | <b>7</b> | <b>1</b> | <b>0</b> | <b>3</b>      | <b>0</b> | <b>0</b> | <b>0</b> | <b>0</b> | <b>1</b> | <b>0</b> | <b>0</b> | <b>0</b> |



# First Half Summary

PERIOD SCORES

TIME OF POSSESSION

Cardinals  
Rams

0 0 = 0  
3 20 = 23

Cardinals  
Rams

14:49  
15:11

Scoring Plays

| Team | Qtr | Time  | Play Description (Extra Point) (Drive Info)        | Visitor | Home |
|------|-----|-------|--|---------|------|
| Rams | 1   | 4:14  | G.Zuerlein 23 yd. Field Goal (14-73, 5:50)         | 0       | 3    |
| Rams | 2   | 11:13 | G.Zuerlein 33 yd. Field Goal (8-51, 3:38)          | 0       | 6    |
| Rams | 2   | 5:25  | T.Gurley 18 yd. run (G.Zuerlein kick) (1-18, 0:10) | 0       | 13   |
| Rams | 2   | 0:41  | J.Goff 9 yd. run (G.Zuerlein kick) (8-88, 1:23)    | 0       | 20   |
| Rams | 2   | 0:00  | G.Zuerlein 53 yd. Field Goal (4--7, 0:33)          | 0       | 23   |

|  | Arizona Cardinals | Los Angeles Rams |
|--|-------------------|------------------|
| <b>TOTAL FIRST DOWNS</b>                         | 8                 | 13               |
| First Downs Rushing-Passing-by Penalty           | 1 - 6 - 1         | 4 - 8 - 1        |
| <b>THIRD DOWN EFFICIENCY</b>                     | 2-8-25%           | 4-9-44%          |
| <b>TOTAL NET YARDS</b>                           | 138               | 223              |
| Total Offensive Plays                            | 33                | 38               |
| <b>NET YARDS RUSHING</b>                         | 15                | 81               |
| <b>NET YARDS PASSING</b>                         | 123               | 142              |
| Gross Yards Passing                              | 134               | 149              |
| Times thrown-yards lost attempting to pass       | 1-11              | 1-7              |
| <b>Pass Attempts-Completions-Had Intercepted</b> | 23 - 12 - 2       | 25 - 15 - 0      |
| <b>Punts-Number and Average</b>                  | 4 - 43.8          | 2 - 59.5         |
| <b>Penalties-Number and Yards</b>                | 4 - 20            | 3 - 20           |
| <b>Fumbles-Number and Lost</b>                   | 0 - 0             | 0 - 0            |
| <b>Red Zone Efficiency</b>                       | 0-1-0%            | 2-4-50%          |
| <b>Average Drive Start</b>                       | ARZ 22            | LA 38            |

| Arizona Cardinals |           |           |            |             |           | Los Angeles Rams |              |             |              |            |            |            |            |          |           |          |             |
|-------------------|-----------|-----------|------------|-------------|-----------|------------------|--------------|-------------|--------------|------------|------------|------------|------------|----------|-----------|----------|-------------|
| RUSHING           |           |           |            |             |           | RUSHING          |              |             |              |            |            |            |            |          |           |          |             |
|                   | ATT       | YDS       | AVG        | LG          | TD        |                  | ATT          | YDS         | AVG          | LG         | TD         |            |            |          |           |          |             |
| A.Peterson        | 8         | 11        | 1.4        | 6           | 0         | T.Gurley         | 9            | 52          | 5.8          | 18         | 1          |            |            |          |           |          |             |
| D.Stanton         | 1         | 4         | 4.0        | 4           | 0         | T.Austin         | 2            | 20          | 10.0         | 17         | 0          |            |            |          |           |          |             |
|                   |           |           |            |             |           | J.Goff           | 1            | 9           | 9.0          | 9          | 1          |            |            |          |           |          |             |
| <b>Total</b>      | <b>9</b>  | <b>15</b> | <b>1.7</b> | <b>6</b>    | <b>0</b>  | <b>Total</b>     | <b>12</b>    | <b>81</b>   | <b>6.8</b>   | <b>18</b>  | <b>2</b>   |            |            |          |           |          |             |
| PASSING           |           |           |            |             |           | PASSING          |              |             |              |            |            |            |            |          |           |          |             |
|                   | ATT       | CMP       | YDS        | SK/YD       | TD        | LG               | IN           | RT          |              | ATT        | CMP        | YDS        | SK/YD      | TD       | LG        | IN       | RT          |
| C.Palmer          | 18        | 10        | 122        | 1/11        | 0         | 21               | 1            | 53.5        | J.Goff       | 25         | 15         | 149        | 1/7        | 0        | 35        | 0        | 76.9        |
| D.Stanton         | 5         | 2         | 12         | 0/0         | 0         | 8                | 1            | 8.3         |              |            |            |            |            |          |           |          |             |
| <b>Total</b>      | <b>23</b> | <b>12</b> | <b>134</b> | <b>1/11</b> | <b>0</b>  | <b>21</b>        | <b>2</b>     | <b>33.6</b> | <b>Total</b> | <b>25</b>  | <b>15</b>  | <b>149</b> | <b>1/7</b> | <b>0</b> | <b>35</b> | <b>0</b> | <b>76.9</b> |
| PASS RECEIVING    |           |           |            |             |           | PASS RECEIVING   |              |             |              |            |            |            |            |          |           |          |             |
|                   | TAR       | REC       | YDS        | AVG         | LG        | TD               |              | TAR         | REC          | YDS        | AVG        | LG         | TD         |          |           |          |             |
| L.Fitzgerald      | 3         | 3         | 29         | 9.7         | 17        | 0                | R.Woods      | 5           | 4            | 42         | 10.5       | 15         | 0          |          |           |          |             |
| B.Golden          | 3         | 3         | 20         | 6.7         | 8         | 0                | T.Gurley     | 6           | 3            | 40         | 13.3       | 35         | 0          |          |           |          |             |
| Ja.Brown          | 4         | 2         | 37         | 18.5        | 21        | 0                | C.Kupp       | 8           | 3            | 33         | 11.0       | 16         | 0          |          |           |          |             |
| J.Gresham         | 3         | 1         | 18         | 18.0        | 18        | 0                | T.Higbee     | 2           | 2            | 9          | 4.5        | 5          | 0          |          |           |          |             |
| J.Nelson          | 4         | 1         | 12         | 12.0        | 12        | 0                | S.Watkins    | 2           | 1            | 16         | 16.0       | 16         | 0          |          |           |          |             |
| A.Peterson        | 3         | 1         | 12         | 12.0        | 12        | 0                | M.Brown      | 1           | 1            | 7          | 7.0        | 7          | 0          |          |           |          |             |
| J.Brown           | 3         | 1         | 6          | 6.0         | 6         | 0                | T.Austin     | 1           | 1            | 2          | 2.0        | 2          | 0          |          |           |          |             |
| <b>Total</b>      | <b>23</b> | <b>12</b> | <b>134</b> | <b>11.2</b> | <b>21</b> | <b>0</b>         | <b>Total</b> | <b>25</b>   | <b>15</b>    | <b>149</b> | <b>9.9</b> | <b>35</b>  | <b>0</b>   |          |           |          |             |

| Arizona Cardinals | Regular Defensive Plays |          |           |          |          |          |          |          |          |          |          | Special Teams |          |          |          |          | Misc     |          |          |          |          |
|-------------------|-------------------------|----------|-----------|----------|----------|----------|----------|----------|----------|----------|----------|---------------|----------|----------|----------|----------|----------|----------|----------|----------|----------|
|                   | TKL                     | AST      | COMB      | SK       | / YDS    | TFL      | Q        | IN       | PD       | FF       | FR       | TKL           | AST      | FF       | FR       | BL       | TKL      | AST      | FF       | FR       |          |
| D.Bucannon        | 7                       | 0        | 7         | 0        | 0        | 0        | 0        | 0        | 0        | 0        | 0        | 0             | 0        | 0        | 0        | 0        | 0        | 0        | 0        | 0        | 0        |
| T.Williams        | 7                       | 0        | 7         | 0        | 0        | 0        | 0        | 0        | 0        | 0        | 0        | 0             | 0        | 0        | 0        | 0        | 0        | 0        | 0        | 0        | 0        |
| A.Bethea          | 3                       | 1        | 4         | 0        | 0        | 0        | 0        | 0        | 1        | 0        | 0        | 0             | 0        | 0        | 0        | 0        | 0        | 0        | 0        | 0        | 0        |
| K.Dansby          | 2                       | 0        | 2         | 0        | 0        | 0        | 0        | 0        | 0        | 0        | 0        | 0             | 0        | 0        | 0        | 0        | 0        | 0        | 0        | 0        | 0        |
| <b>Total</b>      | <b>19</b>               | <b>1</b> | <b>20</b> | <b>0</b> | <b>0</b> | <b>0</b> | <b>0</b> | <b>0</b> | <b>1</b> | <b>0</b> | <b>0</b> | <b>0</b>      | <b>0</b> | <b>0</b> | <b>0</b> | <b>0</b> | <b>0</b> | <b>0</b> | <b>0</b> | <b>0</b> | <b>0</b> |

| Los Angeles Rams | Regular Defensive Plays |          |           |          |          |          |          |          |          |          |          | Special Teams |          |          |          |          | Misc     |          |          |          |          |
|------------------|-------------------------|----------|-----------|----------|----------|----------|----------|----------|----------|----------|----------|---------------|----------|----------|----------|----------|----------|----------|----------|----------|----------|
|                  | TKL                     | AST      | COMB      | SK       | / YDS    | TFL      | QH       | IN       | PD       | FF       | FR       | TKL           | AST      | FF       | FR       | BL       | TKL      | AST      | FF       | FR       |          |
| J.Johnson        | 3                       | 1        | 4         | 0        | 0        | 0        | 0        | 0        | 0        | 0        | 0        | 0             | 0        | 0        | 0        | 0        | 0        | 0        | 0        | 0        | 0        |
| T.Johnson        | 2                       | 2        | 4         | 0        | 0        | 0        | 0        | 0        | 0        | 0        | 0        | 0             | 0        | 0        | 0        | 0        | 0        | 0        | 0        | 0        | 0        |
| M.Brockers       | 2                       | 1        | 3         | 0        | 0        | 0        | 0        | 0        | 0        | 0        | 0        | 0             | 0        | 0        | 0        | 0        | 0        | 0        | 0        | 0        | 0        |
| L.Joyner         | 2                       | 1        | 3         | 0        | 0        | 0        | 1        | 1        | 0        | 0        | 0        | 0             | 0        | 0        | 0        | 0        | 0        | 0        | 0        | 0        | 0        |
| <b>Total</b>     | <b>9</b>                | <b>5</b> | <b>14</b> | <b>0</b> | <b>0</b> | <b>0</b> | <b>0</b> | <b>1</b> | <b>1</b> | <b>0</b> | <b>0</b> | <b>0</b>      | <b>0</b> | <b>0</b> | <b>0</b> | <b>0</b> | <b>0</b> | <b>0</b> | <b>0</b> | <b>0</b> | <b>0</b> |



## First Quarter

10/22/2017

## Play By Play

LA wins the coin toss and elects to defer. ARZ elects to Receive, and LA elects to defend the west goal.

G.Zuerlein kicks 65 yards from LA 35 to ARZ 0. K.Williams to ARZ 21 for 21 yards (J.Reynolds).

## Arizona Cardinals at 15:00, (1st play from scrimmage 14:54)

|                    |  |    |
|--------------------|--|----|
| 1-10-ARZ 21        | (14:54) C.Palmer pass short middle to J.Gresham to ARZ 39 for 18 yards (A.Ogletree).                               | P1 |
| <u>1-10-ARZ 39</u> | (14:13) A.Peterson right guard to ARZ 40 for 1 yard (M.Barron).  |    |
| 2-9-ARZ 40         | (13:36) A.Peterson left guard to ARZ 40 for no gain (J.Johnson).   |    |
| 3-9-ARZ 40         | (12:58) (Shotgun) C.Palmer pass short middle to L.Fitzgerald to LA 43 for 17 yards (L.Joyner).                     | P2 |
| <u>1-10-LA 43</u>  | (12:15) C.Palmer pass short middle to Ja.Brown to LA 22 for 21 yards (L.Joyner).                                   | P3 |
| <u>1-10-LA 22</u>  | (11:35) A.Peterson left guard to LA 20 for 2 yards (M.Longacre).   |    |
| 2-8-LA 20          | (10:57) C.Palmer pass incomplete short right to A.Peterson.  |    |
|                    | Timeout #1 by LA at 10:51.   |    |
| 3-8-LA 20          | (10:51) (Shotgun) C.Palmer pass short right to J.Brown to LA 14 for 6 yards (T.Johnson).                           |    |
| 4-2-LA 14          | (10:08) (Field Goal formation) P.Dawson 32 yard field goal is No Good, Wide Left, Center-J.Drescher, Holder-A.Lee. |    |

## Los Angeles Rams at 10:04

|                    |   |    |
|--------------------|---|----|
| 1-10-LA 22         | (10:04) T.Gurley left guard to LA 33 for 11 yards (A.Bethea).   | R1 |
| <u>1-10-LA 33</u>  | (9:40) (No Huddle) J.Goff pass incomplete short right to R.Woods.   |    |
| 2-10-LA 33         | (9:36) (Shotgun) J.Goff pass short middle to R.Woods to LA 45 for 12 yards (A.Bethea).                          | P2 |
| <u>1-10-LA 45</u>  | (9:01) (No Huddle) J.Goff pass short middle to S.Watkins to ARZ 39 for 16 yards (T.Williams).                   | P3 |
| <u>1-10-ARZ 39</u> | (8:26) T.Gurley right guard to ARZ 40 for -1 yards (T.Branch).  |    |
| 2-11-ARZ 40        | (7:53) (No Huddle) J.Goff pass short right to T.Higbee to ARZ 35 for 5 yards (D.Bucannon).                      |    |
| 3-6-ARZ 35         | (7:15) (No Huddle, Shotgun) J.Goff pass short right to R.Woods to ARZ 27 for 8 yards (T.Williams).              | P4 |
|                    | <i>Penalty on ARZ-T.Branch, Illegal Contact, declined.</i>  |    |
| <u>1-10-ARZ 27</u> | (6:47) T.Gurley right tackle to ARZ 29 for -2 yards (R.Nkemdiche).  |    |
| 2-12-ARZ 29        | (6:09) (Shotgun) T.Austin left end pushed ob at ARZ 26 for 3 yards (K.Dansby).                                  |    |
| 3-9-ARZ 26         | (5:38) (Shotgun) J.Goff pass short right to C.Kupp pushed ob at ARZ 11 for 15 yards (T.Williams).               | P5 |
| <u>1-10-ARZ 11</u> | (5:08) (No Huddle) T.Gurley right guard to ARZ 5 for 6 yards (T.Mathieu).                                       |    |
| 2-4-ARZ 5          | (4:32) (Shotgun) J.Goff pass incomplete short right to T.Gurley [K.Martin].                                     |    |
|                    | Timeout #2 by LA at 04:24.  |    |
| 3-4-ARZ 5          | (4:24) (Shotgun) J.Goff pass incomplete short middle to C.Kupp (J.Bynes).                                       |    |
| 4-4-ARZ 5          | <b>(4:18) (Field Goal formation) G.Zuerlein 23 yard field goal is GOOD, Center-J.McQuaide, Holder-J.Hekker.</b> |    |

|  |
|--|
| <b>ARZ 0 LA 3, 14 plays, 73 yards, 5:50 drive, 10:46 elapsed</b> |
|--|

G.Zuerlein kicks 65 yards from LA 35 to end zone, Touchback.

## Arizona Cardinals at 4:14

|                    |   |    |
|--------------------|---|----|
| 1-10-ARZ 25        | (4:14) C.Palmer pass short left to A.Peterson pushed ob at ARZ 37 for 12 yards (K.Webster).                                   | P4 |
| <u>1-10-ARZ 37</u> | (3:40) A.Peterson right tackle to ARZ 43 for 6 yards (J.Johnson).   |    |
| 2-4-ARZ 43         | (2:58) A.Peterson left guard to ARZ 45 for 2 yards (M.Brockers).  |    |
| 3-2-ARZ 45         | (2:20) C.Palmer pass incomplete short middle to J.Gresham.  |    |
| 4-2-ARZ 45         | (2:15) (Punt formation) A.Lee punts 51 yards to LA 4, Center-J.Drescher. P.Cooper pushed ob at LA 24 for 20 yards (J.Bethel). |    |

## Los Angeles Rams at 2:01

|            |  |
|------------|--|
| 1-10-LA 24 | (2:01) T.Gurley right tackle to LA 28 for 4 yards (D.Bucannon).                                    |
| 2-6-LA 28  | (1:36) (No Huddle) J.Goff pass short left to T.Gurley to LA 28 for no gain (D.Bucannon) [J.Mauro]. |
| 3-6-LA 28  | (:56) (Shotgun) J.Goff pass incomplete deep middle to C.Kupp.                                      |
| 4-6-LA 28  | (:51) (Punt formation) J.Hekker punts 54 yards to ARZ 18, Center-J.McQuaide, out of bounds.        |

## Arizona Cardinals at 0:39

|             |   |
|-------------|---|
| 1-10-ARZ 18 | (:39) <i>PENALTY on ARZ-C.Palmer, Delay of Game, 5 yards, enforced at ARZ 18 - No Play.</i> |
| 1-15-ARZ 13 | (:39) C.Palmer pass incomplete short middle to J.Nelson (T.Walker).                         |
| 2-15-ARZ 13 | (:35) C.Palmer pass incomplete short right to J.Gresham.                                    |
| 3-15-ARZ 13 | (:31) (Shotgun) C.Palmer pass short middle to J.Nelson to ARZ 25 for 12 yards (K.Webster).  |

## Arizona Cardinals vs Los Angeles Rams at Twickenham

## END OF QUARTER

|                   | Score | Time Poss | First Downs |   |   |   | Efficiencies |        |
|-------------------|-------|-----------|-------------|---|---|---|--------------|--------|
|                   |       |           | R           | P | X | T | 3 Down       | 4 Down |
| Arizona Cardinals | 0     | 7:48      | 0           | 4 | 0 | 4 | 1/4          | 0/0    |
| Los Angeles Rams  | 3     | 7:12      | 1           | 4 | 0 | 5 | 2/4          | 0/0    |





## Second Quarter

10/22/2017

## Play By Play

Arizona Cardinals continued.

4-3-ARZ 25 (15:00) A.Lee punts 40 yards to LA 35, Center-J.Drescher, downed by ARZ-B.Baker.

## Los Angeles Rams at 14:51

1-10-LA 35 (14:51) T.Gurley up the middle to LA 44 for 9 yards (R.Gunter; A.Bethea).

2-1-LA 44 (14:28) *PENALTY on ARZ-X.Williams, Encroachment, 5 yards, enforced at LA 44 - No Play.* X6

1-10-LA 49 (14:06) T.Austin left end to ARZ 34 for 17 yards (D.Bucannon). R7

1-10-ARZ 34 (13:28) (No Huddle, Shotgun) J.Goff pass short right to T.Higbee to ARZ 30 for 4 yards (D.Bucannon).

2-6-ARZ 30 (13:06) *PENALTY on ARZ-J.Mauro, Neutral Zone Infraction, 5 yards, enforced at ARZ 30 - No Play.*

Timeout #3 by LA at 12:39.

2-1-ARZ 25 (12:39) J.Goff pass short middle to T.Gurley to ARZ 20 for 5 yards (T.Williams). P8

1-10-ARZ 20 (11:59) T.Gurley right guard to ARZ 14 for 6 yards (D.Bucannon).

2-4-ARZ 14 (11:29) (No Huddle) J.Goff pass incomplete short left to C.Kupp.

3-4-ARZ 14 (11:24) (Shotgun) J.Goff pass incomplete short right to C.Kupp.

4-4-ARZ 14 (11:20) **G.Zuerlein 33 yard field goal is GOOD, Center-J.McQuaide, Holder-J.Hekker.**

ARZ 0 LA 6, 8 plays, 51 yards, 2 penalties, 3:38 drive, 3:47 elapsed

G.Zuerlein kicks 65 yards from LA 35 to end zone, Touchback.

## Arizona Cardinals at 11:13

1-10-ARZ 25 (11:13) (Shotgun) C.Palmer pass short middle to B.Golden to ARZ 33 for 8 yards (R.Quinn).

2-2-ARZ 33 (10:54) (Shotgun) C.Palmer pass incomplete short left to B.Golden (K.Webster).

*PENALTY on LA-L.Joyner, Defensive Holding, 5 yards, enforced at ARZ 33 - No Play.* X5

1-10-ARZ 38 (10:49) (Shotgun) C.Palmer pass short left to B.Golden to ARZ 43 for 5 yards (B.Countess).

2-5-ARZ 43 (10:33) (Shotgun) C.Palmer pass short right to B.Golden to 50 for 7 yards (T.Johnson; J.Johnson). P6

1-10-50 (10:02) (No Huddle, Shotgun) C.Palmer pass incomplete short left to J.Nelson (K.Webster).

(9:59) (No Huddle, Shotgun) C.Palmer pass incomplete short right to Ja.Brown.

3-10-50 (9:55) (No Huddle, Shotgun) C.Palmer pass short right to Ja.Brown pushed ob at LA 34 for 16 yards (J.Johnson). P7

1-10-LA 34 (9:24) A.Peterson left guard to LA 35 for -1 yards (A.Donald).

2-11-LA 35 (8:54) C.Palmer pass incomplete deep middle to Ja.Brown.

Timeout #1 by ARZ at 08:48.

3-11-LA 35 (8:48) (Shotgun) C.Palmer sacked at LA 46 for -11 yards (A.Donald).

4-22-LA 46 (8:14) A.Lee punts 46 yards to end zone, Center-J.Drescher, Touchback.

## Los Angeles Rams at 8:03

1-10-LA 20 (8:03) (Shotgun) J.Goff pass short right to T.Austin pushed ob at LA 22 for 2 yards (K.Dansby).

2-8-LA 22 (7:29) (Shotgun) J.Goff pass short left to C.Kupp to LA 24 for 2 yards (T.Williams).

3-6-LA 24 (6:58) (No Huddle, Shotgun) *PENALTY on LA-R.Havenstein, False Start, 5 yards, enforced at LA 24 - No Play.*

3-11-LA 19 (6:34) (Shotgun) J.Goff pass short right to R.Woods to LA 26 for 7 yards (D.Bucannon).

4-4-LA 26 (5:58) J.Hekker punts 65 yards to ARZ 9, Center-J.McQuaide. K.Williams ran ob at ARZ 18 for 9 yards (C.Littleton).

## Arizona Cardinals at 5:48

1-10-ARZ 18 (5:48) C.Palmer pass deep middle intended for J.Nelson INTERCEPTED by L.Joyner [A.Ogletree] at ARZ 47. L.Joyner to ARZ 18 for 29 yards (J.Veldheer). ARZ-C.Palmer was injured during the play.

## Los Angeles Rams at 5:35

1-10-ARZ 18 (5:35) **T.Gurley up the middle for 18 yards, TOUCHDOWN.** R9

G.Zuerlein extra point is GOOD, Center-J.McQuaide, Holder-J.Hekker.

ARZ 0 LA 13, 1 plays, 18 yards, 0:10 drive, 9:35 elapsed

G.Zuerlein kicks 65 yards from LA 35 to end zone, Touchback.

## Arizona Cardinals at 5:25

1-10-ARZ 25 (5:25) A.Peterson left guard to ARZ 25 for no gain (M.Brockers).

2-10-ARZ 25 (4:49) A.Peterson up the middle to ARZ 26 for 1 yard (A.Ogletree; M.Brockers).

3-9-ARZ 26 (4:09) (Shotgun) D.Stanton pass short right to L.Fitzgerald to ARZ 34 for 8 yards (T.Johnson).

4-1-ARZ 34 (3:39) (No Huddle) D.Stanton up the middle to ARZ 38 for 4 yards (B.Countess). R8

1-10-ARZ 38 (3:10) D.Stanton pass incomplete short right to A.Peterson [R.Quinn].

2-10-ARZ 38 (3:03) D.Stanton pass short middle to L.Fitzgerald to ARZ 42 for 4 yards (T.Johnson; L.Joyner) [A.Donald].



**Arizona Cardinals vs Los Angeles Rams at Twickenham**

3-6-ARZ 42 (2:21) (Shotgun) D.Stanton pass incomplete deep left to J.Brown.  
 4-6-ARZ 42 (2:16) A.Lee punts 38 yards to LA 20, Center-J.Drescher. P.Cooper to LA 24 for 4 yards (J.Bynes; B.Golden).  
*Penalty on LA-M.Christian, Offensive Holding, declined.*  
*PENALTY on LA-M.Brown, Illegal Block Above the Waist, 10 yards, enforced at LA 22.*

**Los Angeles Rams at 2:04**

1-10-LA 12 (2:04) (Shotgun) T.Gurley up the middle to LA 13 for 1 yard (H.Reddick).

Two-Minute Warning

2-9-LA 13 (2:00) (Shotgun) J.Goff pass incomplete short right to T.Gurley.  
 3-9-LA 13 (1:53) *PENALTY on ARZ-R.Nkemdiche, Neutral Zone Infraction, 5 yards, enforced at LA 13 - No Play.*  
 3-4-LA 18 (1:53) (Shotgun) J.Goff pass short left to R.Woods to LA 33 for 15 yards (T.Williams). P10  
1-10-LA 33 (1:35) (No Huddle, Shotgun) J.Goff pass short left to T.Gurley pushed ob at ARZ 32 for 35 yards (T.Mathieu). P11  
1-10-ARZ 32 (1:22) (No Huddle, Shotgun) J.Goff pass incomplete deep left to S.Watkins (A.Bethea).  
 2-10-ARZ 32 (1:17) (Shotgun) J.Goff pass short left to M.Brown pushed ob at ARZ 25 for 7 yards (T.Williams).  
 3-3-ARZ 25 (1:10) (Shotgun) J.Goff pass short left to C.Kupp to ARZ 9 for 16 yards (A.Bethea). P12  
1-9-ARZ 9 (:47) **(No Huddle, Shotgun) J.Goff right end for 9 yards, TOUCHDOWN.** R13  
 G.Zuerlein extra point is GOOD, Center-J.McQuaide, Holder-J.Hekker.

**ARZ 0 LA 20, 8 plays, 88 yards, 1 penalty, 1:23 drive, 14:19 elapsed**

G.Zuerlein kicks 65 yards from LA 35 to end zone, Touchback.

**Arizona Cardinals at 0:41**

1-10-ARZ 25 (:41) (Shotgun) D.Stanton pass short right intended for J.Brown INTERCEPTED by M.Barron at ARZ 38. M.Barron to ARZ 28 for 10 yards (K.Williams).

**Los Angeles Rams at 0:33**

1-10-ARZ 28 (:33) (Shotgun) J.Goff pass short left to C.Kupp to ARZ 18 for 10 yards (T.Mathieu).  
 The Replay Official reviewed the pass completion ruling, and the play was REVERSED.  
 (Shotgun) J.Goff pass incomplete short left to C.Kupp (T.Mathieu).  
 2-10-ARZ 28 (:30) (Shotgun) J.Goff pass incomplete short left to T.Gurley.  
 3-10-ARZ 28 (:27) (Shotgun) J.Goff sacked at ARZ 35 for -7 yards (C.Jones).  
 4-17-ARZ 35 (:03) **G.Zuerlein 53 yard field goal is GOOD, Center-J.McQuaide, Holder-J.Hekker.**

**ARZ 0 LA 23, 4 plays, -7 yards, 0:33 drive, 15:00 elapsed**

| END OF QUARTER    | Score | Time Poss | First Downs |   |   |   | Efficiencies |        |
|-------------------|-------|-----------|-------------|---|---|---|--------------|--------|
|                   |       |           | R           | P | X | T | 3 Down       | 4 Down |
| Arizona Cardinals | 0     | 7:01      | 1           | 2 | 1 | 4 | 1/4          | 1/1    |
| Los Angeles Rams  | 23    | 7:59      | 3           | 4 | 1 | 8 | 2/5          | 0/0    |



## Third Quarter

10/22/2017

## Play By Play

LA elects to Receive, and ARZ elects to defend the goal.

P.Dawson kicks 62 yards from ARZ 35 to LA 3. P.Cooper to LA 21 for 18 yards (J.Bynes).

## Los Angeles Rams at 15:00, (1st play from scrimmage 14:54)

|             |   |     |
|-------------|---|-----|
| 1-10-LA 21  | (14:54) T.Gurley left guard to LA 24 for 3 yards (C.Jones).   |     |
| 2-7-LA 24   | (14:22) (No Huddle, Shotgun) J.Goff pass short left to R.Woods to LA 41 for 17 yards (A.Bethea).  | P14 |
| 1-10-LA 41  | (13:50) (No Huddle, Shotgun) J.Goff scrambles left end to LA 45 for 4 yards (T.Mathieu; D.Bucannon).  |     |
| 2-6-LA 45   | (13:07) T.Gurley left end to LA 48 for 3 yards (J.Mauro).   |     |
| 3-3-LA 48   | (12:29) (No Huddle, Shotgun) J.Goff pass short middle to S.Watkins to ARZ 38 for 14 yards (A.Bethea). ARZ-F.Rucker was injured during the play. His return is Questionable. | P15 |
| 1-10-ARZ 38 | (12:12) (No Huddle) J.Goff pass incomplete deep right to C.Kupp.  |     |
|             | <i>PENALTY on ARZ-T.Mathieu, Illegal Contact, 5 yards, enforced at ARZ 38 - No Play.</i>  | X16 |
| 1-10-ARZ 33 | (12:04) <i>PENALTY on ARZ-R.Gunter, Neutral Zone Infraction, 5 yards, enforced at ARZ 33 - No Play.</i>   |     |
| 1-5-ARZ 28  | (12:04) (Shotgun) J.Goff pass short left to T.Gurley ran ob at ARZ 20 for 8 yards (D.Bucannon).   | P17 |
| 1-10-ARZ 20 | (11:38) T.Gurley left guard to ARZ 16 for 4 yards (C.Jones).  |     |
| 2-6-ARZ 16  | (11:07) (No Huddle, Shotgun) J.Goff pass incomplete short left to C.Kupp [R.Gunter].  |     |
| 3-6-ARZ 16  | (11:02) (Shotgun) J.Goff pass incomplete deep right to S.Watkins. LA-J.Sullivan was injured during the play. His return is Questionable.                                    |     |
| 4-6-ARZ 16  | <b>(10:57) (Field Goal formation) G.Zuerlein 34 yard field goal is GOOD, Center-J.McQuaide, Holder-J.Hekker.</b>  |     |

|   |
|---|
| <b>ARZ 0 LA 26, 10 plays, 63 yards, 2 penalties, 4:07 drive, 4:07 elapsed</b> |
|---|

G.Zuerlein kicks 65 yards from LA 35 to end zone, Touchback.

## Arizona Cardinals at 10:53

|             |  |  |
|-------------|--|--|
| 1-10-ARZ 25 | (10:53) A.Peterson right tackle to ARZ 31 for 6 yards (T.Johnson).   |  |
| 2-4-ARZ 31  | (10:15) A.Peterson left guard to ARZ 31 for no gain (T.Smart).   |  |
| 3-4-ARZ 31  | (9:35) (Shotgun) D.Stanton pass short right to K.Williams to ARZ 33 for 2 yards (A.Ogletree).                                  |  |
| 4-2-ARZ 33  | (9:05) (Punt formation) A.Lee punts 50 yards to LA 17, Center-J.Drescher. P.Cooper pushed ob at LA 32 for 15 yards (S.Wright). |  |
|             | <i>PENALTY on LA-D.Carrier, Illegal Block Above the Waist, 10 yards, enforced at LA 25.</i>                                    |  |

## Los Angeles Rams at 8:54

|             |  |     |
|-------------|--|-----|
| 1-10-LA 15  | (8:54) T.Gurley right guard to LA 20 for 5 yards (C.Peters).   |     |
| 2-5-LA 20   | (8:13) T.Gurley left tackle to LA 28 for 8 yards (T.Williams).   | R18 |
| 1-10-LA 28  | (7:27) M.Brown right guard to LA 30 for 2 yards (C.Jones).   |     |
| 2-8-LA 30   | (6:48) M.Brown right tackle to LA 32 for 2 yards (A.Bethea).   |     |
| 3-6-LA 32   | (6:09) (Shotgun) J.Goff pass short left to S.Watkins to LA 44 for 12 yards (P.Peterson).   | P19 |
| 1-10-LA 44  | (5:28) (No Huddle, Shotgun) T.Gurley left guard to LA 47 for 3 yards (T.Branch).   |     |
| 2-7-LA 47   | (4:50) (No Huddle, Shotgun) J.Goff pass short right to T.Higbee to ARZ 49 for 4 yards (T.Williams).  |     |
| 3-3-ARZ 49  | (4:09) T.Austin left end to ARZ 42 for 7 yards (A.Bethea).   | R20 |
| 1-10-ARZ 42 | (3:27) T.Gurley right guard to ARZ 37 for 5 yards (F.Rucker).  |     |
|             | <i>PENALTY on ARZ-J.Bynes, Unnecessary Roughness, 15 yards, enforced at ARZ 37.</i>  | X21 |
| 1-10-ARZ 22 | (2:56) (Shotgun) T.Gurley left tackle to ARZ 21 for 1 yard (X.Williams).   |     |
| 2-9-ARZ 21  | (2:12) (Shotgun) J.Goff pass short left intended for T.Gurley INTERCEPTED by D.Bucannon at ARZ 14. D.Bucannon to LA 47 for 39 yards (G.Everett). |     |

## Arizona Cardinals at 2:01

|             |   |    |
|-------------|---|----|
| 1-10-LA 47  | (2:01) D.Stanton pass incomplete short left to T.Niklas (T.Walker).                         |    |
| 2-10-LA 47  | (1:57) D.Stanton sacked at ARZ 48 for -5 yards (E.Westbrooks).                              |    |
| 3-15-ARZ 48 | (1:14) (Shotgun) D.Stanton pass short left to K.Williams to LA 27 for 25 yards (J.Johnson). | P9 |
| 1-10-LA 27  | (:39) (No Huddle) A.Peterson left tackle pushed ob at LA 22 for 5 yards (T.Johnson).        |    |
|             | <i>PENALTY on ARZ-J.Gresham, Offensive Holding, 10 yards, enforced at LA 27 - No Play.</i>  |    |
| 1-20-LA 37  | (:13) D.Stanton pass incomplete short right to L.Fitzgerald [A.Ogletree].                   |    |
|             | <i>PENALTY on ARZ-J.Gresham, False Start, 5 yards, enforced at LA 37 - No Play.</i>         |    |

## END OF QUARTER

|                   | Score | Time Poss | First Downs |   |   |   | Efficiencies |        |
|-------------------|-------|-----------|-------------|---|---|---|--------------|--------|
|                   |       |           | R           | P | X | T | 3 Down       | 4 Down |
| Arizona Cardinals | 0     | 4:00      | 0           | 1 | 0 | 1 | 1/2          | 0/0    |
| Los Angeles Rams  | 26    | 11:00     | 2           | 4 | 2 | 8 | 3/4          | 0/0    |



# Fourth Quarter

10/22/2017

## Play By Play

Arizona Cardinals continued.

- 1-25-LA 42 (15:00) A.Peterson left guard to LA 38 for 4 yards (M.Brockers).
- 2-21-LA 38 (14:24) (Shotgun) D.Stanton pass incomplete short middle to A.Peterson (A.Ogletree).
- 3-21-LA 38 (14:19) D.Stanton pass incomplete deep left to K.Williams.
- 4-21-LA 38 (14:15) (Punt formation) A.Lee punts 38 yards to end zone, Center-J.Drescher, Touchback.

## Los Angeles Rams at 14:05

- 1-10-LA 20 (14:05) T.Gurley left guard to LA 22 for 2 yards (T.Williams).
- 2-8-LA 22 (13:31) (No Huddle) T.Gurley right guard to LA 28 for 6 yards (A.Bethea).
- 3-2-LA 28 (12:55) (No Huddle) T.Gurley left end to LA 39 for 11 yards (A.Bethea) R22
- 1-10-LA 39 (12:14) (No Huddle) J.Goff pass incomplete short right to R.Woods.
- 2-10-LA 39 (12:08) (Shotgun) M.Brown right guard to LA 42 for 3 yards (K.Martin).
- 3-7-LA 42 (11:28) (Shotgun) J.Goff pass short right to T.Austin to ARZ 45 for 13 yards (B.Baker) P23
- 1-10-ARZ 45 (10:46) T.Gurley right tackle to ARZ 44 for 1 yard (X.Williams).
- 2-9-ARZ 44 (10:05) (No Huddle) J.Goff pass incomplete short right to D.Carrier.
- 3-9-ARZ 44 (10:01) (No Huddle, Shotgun) M.Brown left guard to ARZ 33 for 11 yards (T.Branch) R24
- 1-10-ARZ 33 (9:17) M.Brown right tackle to ARZ 33 for no gain (R.Nkemdiche).
- 2-10-ARZ 33 (8:36) (No Huddle) R.Woods left end to ARZ 29 for 4 yards (D.Bucannon).
- 3-6-ARZ 29 (8:03) (No Huddle, Shotgun) *PENALTY on ARZ-J.Mauro, Neutral Zone Infraction, 5 yards, enforced at ARZ 29 - No Play.*
- 3-1-ARZ 24 (7:43) *PENALTY on LA-J.Brown, False Start, 5 yards, enforced at ARZ 24 - No Play.*
- 3-6-ARZ 29 (7:19) (Shotgun) M.Brown right guard to ARZ 18 for 11 yards (A.Bethea) R25
- 1-10-ARZ 18 (6:34) M.Brown right guard to ARZ 8 for 10 yards (D.Bucannon) R26
- 1-8-ARZ 8 (5:48) M.Brown right tackle to ARZ 10 for -2 yards (D.Bucannon).
- 2-10-ARZ 10 (5:06) T.Austin left end pushed ob at ARZ 10 for no gain (P.Peterson).
- PENALTY on LA-C.Kupp, Offensive Holding, 10 yards, enforced at ARZ 10 - No Play.*
- 2-20-ARZ 20 (4:37) T.Gurley left tackle to ARZ 18 for 2 yards (F.Rucker).
- 3-18-ARZ 18 (3:53) (Shotgun) **J.Goff pass short left to C.Kupp for 18 yards, TOUCHDOWN.** P27
- G.Zuerlein extra point is GOOD, Center-J.McQuaide, Holder-J.Hekker.

**ARZ 0 LA 33, 16 plays, 80 yards, 1 penalty, 10:19 drive, 11:14 elapsed**

G.Zuerlein kicks 65 yards from LA 35 to ARZ 0. K.Williams to ARZ 25 for 25 yards (B.Countess).

## Arizona Cardinals at 3:46, (1st play from scrimmage 3:41)

- 1-10-ARZ 25 (3:41) (Shotgun) D.Stanton pass deep right to J.Nelson to ARZ 48 for 23 yards (M.Christian) P10
- Penalty on LA-T.Hill, Defensive Pass Interference, declined.*
- 1-10-ARZ 48 (3:35) (No Huddle, Shotgun) D.Stanton pass incomplete short left to Ja.Brown.
- 2-10-ARZ 48 (3:29) (Shotgun) D.Stanton pass incomplete short left to J.Brown (C.Littleton).
- 3-10-ARZ 48 (3:27) (Shotgun) D.Stanton sacked at ARZ 45 for -3 yards (M.Longacre). FUMBLES (M.Longacre), recovered by ARZ-A.Shipley at ARZ 46. A.Shipley to LA 49 for 5 yards (N.Robey).
- 4-7-LA 49 (2:39) (Shotgun) D.Stanton pass incomplete deep right to K.Williams.
- Penalty on ARZ-J.Veldheer, Offensive Holding, declined.*

## Los Angeles Rams at 2:31

- 1-10-LA 49 (2:31) 14-Mannion enters the game at QB for LA M.Brown left tackle to 50 for 1 yard (J.Mauro).

Two-Minute Warning

- 2-9-50 (2:00) M.Brown right guard to ARZ 48 for 2 yards (J.Mauro).
- 3-7-ARZ 48 (1:16) M.Brown right tackle to ARZ 40 for 8 yards (T.Branch) R28
- 1-10-ARZ 40 (:31) S.Mannion kneels to ARZ 41 for -1 yards.

## END OF QUARTER

|                   | Score | Time Poss | First Downs |   |   |   | Efficiencies |        |
|-------------------|-------|-----------|-------------|---|---|---|--------------|--------|
|                   |       |           | R           | P | X | T | 3 Down       | 4 Down |
| Arizona Cardinals | 0     | 2:10      | 0           | 1 | 0 | 1 | 0/2          | 0/1    |
| Los Angeles Rams  | 33    | 12:50     | 5           | 2 | 0 | 7 | 6/6          | 0/0    |



# Miscellaneous Statistics Report

Arizona Cardinals vs Los Angeles Rams  
10/22/2017 at Twickenham

## Ten Longest Plays for Arizona Cardinals

| Yards | Qtr | Play Start  | Play Description   |
|-------|-----|-------------|--|
| 25    | 3   | 3-15-ARZ 48 | (1:14) (Shotgun) D.Stanton pass short left to K.Williams to LA 27 for 25 yards (J.Johnson).  |
| 23    | 4   | 1-10-ARZ 25 | (3:41) (Shotgun) D.Stanton pass deep right to J.Nelson to ARZ 48 for 23 yards (M.Christian).<br>Penalty on LA-T.Hill, Defensive Pass Interference, declined. |
| 21    | 1   | 1-10-LA 43  | (12:15) C.Palmer pass short middle to Ja.Brown to LA 22 for 21 yards (L.Joyner).   |
| 18    | 1   | 1-10-ARZ 21 | (14:54) C.Palmer pass short middle to J.Gresham to ARZ 39 for 18 yards (A.Ogletree).   |
| 17    | 1   | 3-9-ARZ 40  | (12:58) (Shotgun) C.Palmer pass short middle to L.Fitzgerald to LA 43 for 17 yards (L.Joyner).   |
| 16    | 2   | 3-10-50     | (9:55) (No Huddle, Shotgun) C.Palmer pass short right to Ja.Brown pushed ob at LA 34 for 16 yards (J.Johnson).   |
| 12    | 1   | 1-10-ARZ 25 | (4:14) C.Palmer pass short left to A.Peterson pushed ob at ARZ 37 for 12 yards (K.Webster).  |
| 12    | 1   | 3-15-ARZ 13 | (:31) (Shotgun) C.Palmer pass short middle to J.Nelson to ARZ 25 for 12 yards (K.Webster).   |
| 8     | 2   | 1-10-ARZ 25 | (11:13) (Shotgun) C.Palmer pass short middle to B.Golden to ARZ 33 for 8 yards (R.Quinn).  |
| 8     | 2   | 3-9-ARZ 26  | (4:09) (Shotgun) D.Stanton pass short right to L.Fitzgerald to ARZ 34 for 8 yards (T.Johnson).   |

## Ten Longest Plays for Los Angeles Rams

| Yards | Qtr | Play Start  | Play Description   |
|-------|-----|-------------|--|
| 35    | 2   | 1-10-LA 33  | (1:35) (No Huddle, Shotgun) J.Goff pass short left to T.Gurley pushed ob at ARZ 32 for 35 yards (T.Mathieu). |
| 20    | 3   | 1-10-ARZ 42 | (3:27) T.Gurley right guard to ARZ 37 for 5 yards (F.Rucker).  |
| 18    | 2   | 1-10-ARZ 18 | (5:35) T.Gurley up the middle for 18 yards, TOUCHDOWN.   |
| 18    | 4   | 3-18-ARZ 18 | (3:53) (Shotgun) J.Goff pass short left to C.Kupp for 18 yards, TOUCHDOWN.                                   |
| 17    | 2   | 1-10-LA 49  | (14:06) T.Austin left end to ARZ 34 for 17 yards (D.Bucannon).   |
| 17    | 3   | 2-7-LA 24   | (14:22) (No Huddle, Shotgun) J.Goff pass short left to R.Woods to LA 41 for 17 yards (A.Bethea).             |
| 16    | 1   | 1-10-LA 45  | (9:01) (No Huddle) J.Goff pass short middle to S.Watkins to ARZ 39 for 16 yards (T.Williams).                |
| 16    | 2   | 3-3-ARZ 25  | (1:10) (Shotgun) J.Goff pass short left to C.Kupp to ARZ 9 for 16 yards (A.Bethea).                          |
| 15    | 1   | 3-9-ARZ 26  | (5:38) (Shotgun) J.Goff pass short right to C.Kupp pushed ob at ARZ 11 for 15 yards (T.Williams).            |
| 15    | 2   | 3-4-LA 18   | (1:53) (Shotgun) J.Goff pass short left to R.Woods to LA 33 for 15 yards (T.Williams).                       |

## Touchdown Scoring Information

|                |                   | Offense | Defense | Special Teams |
|----------------|-------------------|---------|---------|---------------|
| <b>VISITOR</b> | Arizona Cardinals | 0       | 0       | 0             |
| <b>HOME</b>    | Los Angeles Rams  | 3       | 0       | 0             |

## Player Scoring Information

| Club | Player     | TD | Rush TD | Rec TD | KO TD | Punt TD | Int TD | Fum TD | Misc TD | FG | XP | 2Pt Rush | 2Pt Rec | Sfty | Points |
|------|------------|----|---------|--------|-------|---------|--------|--------|---------|----|----|----------|---------|------|--------|
| LA   | G.Zuerlein | 0  | 0       | 0      | 0     | 0       | 0      | 0      | 0       | 4  | 3  | 0        | 0       | 0    | 15     |
| LA   | T.Gurley   | 0  | 1       | 0      | 0     | 0       | 0      | 0      | 0       | 0  | 0  | 0        | 0       | 0    | 6      |
| LA   | J.Goff     | 0  | 1       | 0      | 0     | 0       | 0      | 0      | 0       | 0  | 0  | 0        | 0       | 0    | 6      |
| LA   | C.Kupp     | 0  | 0       | 1      | 0     | 0       | 0      | 0      | 0       | 0  | 0  | 0        | 0       | 0    | 6      |

## Possession Detail

|                             | First Half |      | Second Half |       | Game    |       |
|-----------------------------|------------|------|-------------|-------|---------|-------|
|                             | Visitor    | Home | Visitor     | Home  | Visitor | Home  |
| Largest Lead                | 0          | 23   | 0           | 33    | 0       | 33    |
| Drives Leading              | 0          | 6    | 0           | 4     | 0       | 10    |
| Time of Possession Leading  | 0:00       | 9:21 | 0:00        | 23:50 | 0:00    | 33:11 |
| Largest Deficit             | -23        | 0    | -33         | 0     | -33     | 0     |
| Drives Trailing             | 6          | 0    | 3           | 0     | 9       | 0     |
| Time of Possession Trailing | 9:53       | 0:00 | 6:10        | 0:00  | 16:03   | 0:00  |
| Times Score Tied Up         |            | 0    |             | 0     |         | 0     |
| Lead Changes                |            | 1    |             | 0     |         | 1     |





# Playtime Percentage

Percent of playtime per player on offense, defense and special teams

## Arizona Cardinals

## Los Angeles Rams

|              |    | Offense | Defense | Special Teams |     |              |    | Offense | Defense | Special Teams |     |
|--------------|----|---------|---------|---------------|-----|--------------|----|---------|---------|---------------|-----|
| D Humphries  | T  | 49 100% |         | 1             | 4%  | R Saffold    | G  | 80 100% |         | 7             | 29% |
| E Watford    | G  | 49 100% |         | 1             | 4%  | R Havenstein | T  | 80 100% |         | 7             | 29% |
| A Boone      | G  | 49 100% |         | 1             | 4%  | J Brown      | G  | 78 98%  |         | 8             | 33% |
| J Veldheer   | T  | 49 100% |         | 1             | 4%  | A Whitworth  | T  | 76 95%  |         | 7             | 29% |
| A Shipley    | C  | 49 100% |         |               |     | J Goff       | QB | 76 95%  |         |               |     |
| L Fitzgerald | WR | 46 94%  |         |               |     | R Woods      | WR | 69 86%  |         |               |     |
| J Brown      | WR | 42 86%  |         |               |     | S Watkins    | WR | 67 84%  |         |               |     |
| J Brown      | WR | 31 63%  |         | 13            | 54% | C Kupp       | WR | 63 79%  |         |               |     |
| J Gresham    | TE | 30 61%  |         |               |     | T Gurley     | RB | 55 69%  |         |               |     |
| J Nelson     | WR | 28 57%  |         |               |     | T Higbee     | TE | 54 68%  |         | 7             | 29% |
| A Peterson   | RB | 26 53%  |         |               |     | J Sullivan   | C  | 48 60%  |         |               |     |
| C Palmer     | QB | 26 53%  |         |               |     | A Blythe     | C  | 32 40%  |         | 7             | 29% |
| D Stanton    | QB | 23 47%  |         |               |     | M Brown      | RB | 22 28%  |         | 13            | 54% |
| T Niklas     | TE | 17 35%  |         | 1             | 4%  | D Carrier    | TE | 22 28%  |         | 12            | 50% |
| K Williams   | RB | 14 29%  |         | 9             | 38% | T Austin     | WR | 19 24%  |         |               |     |
| B Golden     | WR | 10 20%  |         | 16            | 67% | G Everett    | TE | 18 22%  |         | 4             | 17% |
| I Momah      | TE | 1 2%    |         | 16            | 67% | P Cooper     | WR | 11 14%  |         | 15            | 62% |
| T Branch     | SS |         | 80 100% | 7             | 29% | D Williams   | T  | 6 8%    |         | 7             | 29% |
| P Peterson   | CB |         | 80 100% | 7             | 29% | S Mannion    | QB | 4 5%    |         |               |     |
| T Williams   | CB |         | 80 100% |               |     | A Ogletree   | LB |         | 44 90%  | 3             | 12% |
| D Bucannon   | LB |         | 80 100% |               |     | K Webster    | CB |         | 44 90%  |               |     |
| T Mathieu    | FS |         | 77 96%  | 10            | 42% | L Joyner     | FS |         | 44 90%  |               |     |
| C Jones      | LB |         | 76 95%  | 7             | 29% | T Johnson    | CB |         | 44 90%  |               |     |
| A Bethea     | SS |         | 68 85%  |               |     | C Barwin     | LB |         | 42 86%  | 3             | 12% |
| K Dansby     | LB |         | 62 78%  | 6             | 25% | A Donald     | DT |         | 40 82%  | 3             | 12% |
| C Peters     | DT |         | 39 49%  | 7             | 29% | J Johnson    | SS |         | 39 80%  | 8             | 33% |
| F Rucker     | DT |         | 39 49%  | 6             | 25% | R Quinn      | LB |         | 34 69%  |               |     |
| J Mauro      | DT |         | 36 45%  | 7             | 29% | N Robey      | CB |         | 32 65%  | 11            | 46% |
| R Nkemdiche  | DT |         | 35 44%  |               |     | M Brockers   | DT |         | 31 63%  | 3             | 12% |
| H Reddick    | LB |         | 31 39%  | 5             | 21% | M Barron     | LB |         | 31 63%  |               |     |
| K Martin     | LB |         | 26 32%  | 16            | 67% | B Countess   | SS |         | 18 37%  | 16            | 67% |
| R Gunter     | DT |         | 23 29%  | 8             | 33% | M Fox        | DE |         | 17 35%  | 1             | 4%  |
| X Williams   | DT |         | 23 29%  | 1             | 4%  | M Longacre   | LB |         | 15 31%  | 4             | 17% |
| J Bynes      | LB |         | 17 21%  | 15            | 62% | T Smart      | DT |         | 14 29%  |               |     |
| B Baker      | FS |         | 8 10%   | 16            | 67% | E Westbrook  | DE |         | 9 18%   |               |     |
| E Penny      | RB |         |         | 16            | 67% | T Walker     | DT |         | 8 16%   | 3             | 12% |
| J Bethel     | CB |         |         | 16            | 67% | S Ebukam     | LB |         | 7 14%   | 5             | 21% |
| S Wright     | LB |         |         | 11            | 46% | C Littleton  | LB |         | 6 12%   | 16            | 67% |
| B Williams   | CB |         |         | 10            | 42% | D Hatfield   | CB |         | 5 10%   | 17            | 71% |
| J Ford       | FS |         |         | 10            | 42% | M Christian  | SS |         | 5 10%   | 15            | 62% |
| A Lee        | P  |         |         | 7             | 29% | T Hill       | CB |         | 5 10%   | 14            | 58% |
| E Boehm      | G  |         |         | 7             | 29% | B Hager      | LB |         | 5 10%   | 14            | 58% |
| J Drescher   | LS |         |         | 7             | 29% | G Zuerlein   | K  |         |         | 14            | 58% |
| P Dawson     | K  |         |         | 2             | 8%  | J Hekker     | P  |         |         | 9             | 38% |
| J Wetzel     | T  |         |         | 1             | 4%  | J McQuaide   | LS |         |         | 9             | 38% |
|              |    |         |         |               |     | J Reynolds   | WR |         |         | 1             | 4%  |





# 8 | BRANDON ALLEN

|             |                     |
|-------------|---------------------|
| Position:   | Quarterback         |
| Ht./Wt.:    | 6-2/214             |
| Birth Date: | 9/5/92              |
| College:    | Arkansas            |
| Hometown:   | Fayetteville, Ark.  |
| Experience: | 1st year (1st Rams) |
| Acquired:   | 2017                |

Career GP/GS (Playoffs): 0/0 (0/0)



**TRANSACTIONS:** Signed to the Rams (9/3/17)...waived by Jacksonville Jaguars (9/2/17)...originally selected by the Jaguars in the sixth round of the 2016 draft (201st overall).

**2017 SEASON:** **Week 7 vs. Arizona (10/22):** Declared inactive...**Week 6 at Jacksonville (10/16):** Declared inactive...**Week 5 vs. Seattle (10/8):** Declared inactive...**Week 4 at Dallas (10/1):** Declared inactive...**Week 3 at San Francisco (9/21):** Declared inactive...**Week 2 vs. Washington (9/17):** Declared inactive...**Week 1 vs. Indianapolis (9/10):** Declared inactive.

**2016 SEASON:** Spent the season with the Jacksonville Jaguars.

**COLLEGE:** Made 38 career starts at QB, including final 34 games of his career, which was the longest streak for an Arkansas QB since joining the SEC in 1992...Totaled 7,463 passing yards, which ranks third in program history...finished second in program history in pass completions (583), second in attempts (1,016) and third in completion percentage (57.4)...his 64 career passing TDs is a school record...as a senior in 2015, started and participated in all 13 contests and ended the season going 244 of 370 passing for 3,440 yards and 30 passing touchdowns along with one rushing touchdown...the 30 passing touchdowns ranks second in single-season school history and second in the SEC.

**PERSONAL:** Attended Fayetteville (Ark.) High School and was rated as the fifth-best pro-style quarterback in the nation...honored with the Landers Award, given annually to the top prep football player in the state of Arkansas...led Fayetteville High School to the Arkansas Class 7A state title game in 2010, finishing the season with a 10-4...son of Bobby, the Razorbacks' director of high school and NFL relations, and Marcela Allen and has a younger brother, Austin, who is a junior quarterback at Arkansas.



# 11 | TAVON AUSTIN

|             |                     |
|-------------|---------------------|
| Position:   | Wide Receiver       |
| Ht./Wt.:    | 5-8/179             |
| Birth Date: | 3/15/90             |
| College:    | West Virginia       |
| Hometown:   | Baltimore, Md.      |
| Experience: | 5th year (5th Rams) |
| Acquired:   | D1-2013 (8th)       |

Career GP/GS (Playoffs): 66/45 (0/0)



**TRANSACTIONS:** Selected No. 8 overall in the 2013 NFL Draft by the St. Louis Rams (4/25/13).

**PRO:** Has played in 66 games with 45 starts for the Rams...collected 188 receptions for 1,676 yards and 12 receiving touchdowns...one of five players in Rams history with 400 or more receiving, rushing, kick return and punt return yards in his career... has been awarded NFC Special Teams Player of the Week honors three times...at Washington (12/7/14) for his 143 punt return yards, including a 78-yard punt return touchdown...at Indianapolis (11/10/13) when he notched a 98-yard punt return for a touchdown...his 145 punt return yards were the second-most in a single game in franchise history...became the first player in NFL history with a 95-plus yard punt-return touchdown and two 55-plus yard receiving touchdowns in the same game...vs. Seattle (9/13/15) for his 75-yard punt returned for a score...the Rams executed a trade with the Buffalo Bills in which the team gave up their 16th, 46th, 78th and 222nd picks to get Austin at No. 8...he became the ninth wide receiver drafted by the Rams in the first round and the first taken in the opening round since Torry Holt was selected No. 6 overall in the 1999 NFL Draft.

**2017 SEASON: Week 7 vs. Arizona (10/22):** Started at wide receiver...hauled in two receptions for 15 yards and rushed for 27 yards on three carries...**Week 6 at Jacksonville (10/16):** Saw action at wide receiver...**Week 5 vs. Seattle (10/8):** Started at wide receiver...caught three passes for 14 yards...rushed for 27 yards on six carries, including a 27-yard touchdown...**Week 4 at Dallas (10/1):** Saw action at wide receiver, running back and punt returner...rushed for 48 yards on six carries (8.0 avg.)...returned three punts for 20 yards...**Week 3 at San Francisco (9/21):** Started at wide receiver...ran for 14 yards on three carries...**Week 2 vs. Washington (9/17):** Started at wide receiver...rushed two times for three yards and had three punt returns for 18 yards...**Week 1 vs. Indianapolis (9/10):** Caught one pass for seven yards and rushed two times for 11 yards...returned three punts for 15 yards and one kickoff for 13 yards.

**2016 SEASON:** Played in and started a career-high 15 games, finished the season second on the team with 58 receptions for 509 yards, both career highs...also added a career-high 44 punt returns...**at Tampa Bay (9/25):** Accumulated 116 all-purpose yards... led the team with five receptions for 82 yards, including a 43-yard touchdown reception...**at Arizona (10/2):** Caught two passes for 14 yards...had a season-high 47-yard punt return in the fourth quarter, which helped set up the Rams game-winning touchdown...**vs. Buffalo (10/9):** Led the Rams with a career-high seven receptions totalling 59 yards, including a 31-yard reception from QB Case Keenum in the second quarter...moved into the top-40 in Rams history in rushing yards after compiling 26 yards on three carries...**vs. New York Giants (10/23):** Recorded 57 receiving yards on a team-leading and career-high 10 receptions, including a 10-yard touchdown reception on the team's opening drive...also rushed one time for 10 yards...had three punt returns for 28 yards...**at New Orleans (11/27):** Caught four passes for 49 yards and one touchdown...rushed one time for 10 yards and returned one punt for eight yards...was the recipient of rookie QB Jared Goff's first career touchdown pass...**vs. Atlanta (12/11):** Hauled in seven receptions for 62 yards...rushed twice for 27 yards, including a 23-yard rush, his longest of the season...added a career-high seven punt returns for 74 yards...had three punt returns of 20-plus yards...**vs. San Francisco (12/24):** Had a season-long 30-yard rushing touchdown...added two receptions for 14 yards and five punt returns for 12 yards.

**2015 SEASON:** Started at wide receiver in 15 games...finished the season leading the team in receptions (52)...accumulated 907 total yards from scrimmage (receiving yards - 473 and rushing yards - 434) setting new career-high...also had 268 punt return yards...notched a career-high 10 touchdowns on the season (5 receiving, 4 rushing, 1 punt return)...**at Cincinnati (11/29):** Started at wide receiver...led the team in rushing yards with four rushes for 63 yards and one touchdown...also had six catches for 33 yards...tallied a 60-yard rush which was his second longest rush of his career...in total, posted 10 offensive touches for 96 yards...**vs. San Francisco (11/1):** Started at wide receiver...tallied a 2-yard touchdown rush and added 66-yard touchdown reception...led the team in receptions (4) and receiving yards (98)...**at Arizona (10/4):** Started at wide receiver...led the team in receptions (six) and receiving yards (98)...hauled in two receiving touchdowns from QB Nick Foles, marked the third game of his career that he had two receiving touchdowns...also added two rushes for 20 yards...**vs. Seattle (9/13):** Rushed 11 yards into the endzone...also notched a 75-yard punt return...became the fifth player in the past 20 years to score a touchdown on a punt return and a rush in the same game...he is the first player in NFL history with a 75-plus yard punt-return touchdown in each of his first three seasons.

Austin earned NFC Special Teams Player of the Week honors vs. Seattle (9/13/15)

Austin earned NFC Special Teams Player of the Week honors at Washington (12/7/14)

**2014 SEASON:** Caught 31 passes for 242 yards, carried the ball 36 times for 224 yards and two touchdowns, also returned 35 punts for 391 yards and one touchdown for a net total of 877 yards and three total touchdowns in 2014...**at San Diego (11/23):**



Started at wide receiver...also saw action at running back and punt returner...ran the ball three times for 27 yards and one touchdown...notched three receptions for 11 yards...returned two punts for 44 yards...**at Washington (12/7):** Started at wide receiver, also saw action at punt returner...finished the day with 203 combined net yards (receiving yards-14, rushing yards-46, return yards-143) including a 78-yard punt return for a touchdown...marked the second punt returned for a touchdown of his career...earned NFC Special Teams Player of the Week honors...**vs. New York Giants (12/21):** Saw action at wide receiver and punt returner...hauled in one pass for 15 yards...finished the day with 25 yards on three carries...returned three punts for 61 yards including a long of 41 yards...

**2013 SEASON:** Finished the season with 40 catches in 13 games and six total touchdowns (four receiving, one rushing and one via punt return)...became the first player in NFL history with a 95-yard punt return for touchdown, 80-yard touchdown reception and 65-yard rushing score in the same season...his 98-yard punt return at Indianapolis is tied for the third longest punt return of all-time in the NFL...marks the second longest punt return in franchise history, behind Robert Bailey's 103-yard return at New Orleans (10/23/94)...named NFC Special Teams Player of the month for November...**at Atlanta (9/15):** Earned his first NFL start...

Austin earned NFC Special Teams  
Player of the Week honors  
at Indianapolis (11/10/13)



registered his first NFL touchdown on a 6-yard pass from QB Sam Bradford, and added a second touchdown reception on a 10-yard grab...finished the game with six receptions for 47 yards...**at Indianapolis (11/10):** Notched a 98-yard punt return for a touchdown..his 145 punt return yards were the second-most in a single game in franchise history...recorded a second score return, 138

on a 57-yard reception from QB Kellen Clemens...tallied his third score of the day on a career-long 81-yard touchdown reception from Clemens...finished the game with 314 all-purpose yards (145 punt receiving, 27 kickoff return and four yards rushing), the second-best single-game performance in team history...first player in NFL history with a 95-plus yard punt-return touchdown and two 55-plus yard receiving touchdowns in the same game...joined Pro Football Hall of Famer Gale Sayers (December 12, 1965) and Randy Moss (November 26, 1998) as the only players age 22 or younger with three 50-plus yard touchdowns in the same game...finished the game with 142 scrimmage yards (138 receiving, four rushing) and 145 punt-return yards, joined by Steve Smith as the only players in NFL history with at least 140 scrimmage yards and 140 punt-return yards in the same game...earned NFC Special Teams Player of the Week and NFL Rookie of the Week honors...**vs. Chicago (11/24):** Rushed 65 yards for a touchdown, the first rushing touchdown of his career..marks the Rams' longest rush since Marshall Faulk had a 70-yard rush (12/23/01)...the third player since 1940 with four 50-plus yard touchdowns in consecutive games, the other two are Jim Brown (Cle) and Gale Sayers (Chi)...marked his fourth consecutive touchdown of 57 yards or more.

Austin is the Rams' first  
wide receiver chosen in  
the first round since Torry  
Holt was drafted No. 6 in  
the 1999 NFL Draft.



**COLLEGE:** As a senior, named Big 12 Conference co-Special Teams Player of the Year...was the recipient of the Paul Hornung Award, given to the most versatile player in the nation...named a semi-finalist for the Biletnikoff Award (nation's top receiver)...received All-American first-team honors from The NFL Draft Report, American Football Coaches Association and CBS Sports as an all-purpose back, adding second-team honors from CBS Sports and the Walter Camp Foundation as a receiver...added All-Big 12 Conference first-team recognition as a kick returner and all-purpose back from the league's coaches and ESPN, while garnering second-team accolades as a receiver from the Associated Press...became the first Mountaineer to score a touchdown four different ways in one season (catch, rush, kick and punt return)...joined fellow wide-out Stedman Bailey in setting the school season-record with 114 receptions, ranking third nationally with an average of 8.77 grabs per game...led the nation with an average of 223.85 all-purpose yards per game, setting school and Big 12 season-records with a total of 2,910 yards, surpassing the old WVU mark of 2,574 yards by Austin in 2011 and the league record of 2,833 yards by Jeremy Maclin of Missouri in 2008...the only players in NCAA FBS history to gain more all-purpose yards in a season were Barry Sanders of Oklahoma State (3,250 in 1998), Ryan Benjamin of Pacific (2,995 in 1991) and Chris Johnson of East Carolina (2,960 in 2007)...gained at least 100 yards receiving in six contests and generated at least 200 all-purpose yards in seven games...as a junior, earned All-American first-team honors as a return specialist from The NFL Draft Report, CBS Sports and Phil Steele, and added third-team accolades from the Associated Press...All-Big East Conference first-team choice received league Special Teams Player of the Year and West Virginia Offensive Player of the Year recognition, in addition to being selected to the All-Bowl squads named by Yahoo! Sports, CBS Sports and College Football News...returned to slot receiver, starting 11 games, as he set a then-school season-record with 101 receptions for 1,186 yards (11.74 ypc) and eight touchdowns, topping the previous WVU mark of 77 grabs by David Saunders (1998)...his 268 yards gained on 19 punt returns (led the Big East and placed sixth in the FBS with a 14.11-yard average) was the 10th-highest total by a Mountaineer in a season...led the nation with an average of 198.00 all-purpose yards per game, as he touched the ball 172 times for a then school record 2,574 yards, joining Steve Slaton (2,104 in 2006) as the only Mountaineers to register 2,000 all-purpose yards in a season...as a sophomore, earned an All-Big East Conference first-team choice by the league's coaches...started 11 of the 13 games he appeared in at the "H" receiver position, ranking second on the team with 58 receptions for 787 yards (13.57 ypc) and eight touchdowns...rushed 16 times for 161 yards, returned 12 kickoffs for 230 yards (19.17 avg) and was third on the team with 1,178 all-purpose yards...earned the Freshman All-Big East Conference selection started at slot receiver vs. East Carolina, Auburn, Louisville and Pittsburgh while appearing in all 13 games.

**PERSONAL:** Multidisciplinary studies major at West Virginia and member of the Garrett Ford Academic Honor Roll...son of Cathy Green and the oldest of four children...attended Dunbar (Baltimore, Md.) High School...started at running back, but was often used in the slot and handled return duties...the two-time consensus Maryland Player of the Year and All-State choice closed his career as the state record-holder with 790 points scored, 123 total touchdowns, 9,258 all-purpose yards and 7,962 yards rushing...three-time Baltimore Sun Player of the Year and Digital Sports' All-Metro Offensive Player of the Year...participated in numerous community events, including Taste of the NFL, Hayes for the Holidays and the All-Community Ticket program - Tay-Awesome.

# TAVON AUSTIN NFL STATISTICS

## REGULAR SEASON

| Year          | Team | Receiving |     |       |      |     |    | Rushing |       |      |     |   | Lg | TD |
|---------------|------|-----------|-----|-------|------|-----|----|---------|-------|------|-----|---|----|----|
|               |      | G/S       | No  | Yds   | Avg  | Lg  | TD | Att     | Yds   | Avg  | Lg  |   |    |    |
| 2013          | RAMS | 13/3      | 40  | 418   | 10.5 | 81t | 4  | 9       | 151   | 16.8 | 65t | 1 |    |    |
| 2014          | RAMS | 15/8      | 31  | 242   | 7.8  | 28  | 0  | 36      | 224   | 6.2  | 19  | 2 |    |    |
| 2015          | RAMS | 16/14     | 52  | 473   | 9.1  | 66t | 5  | 52      | 434   | 8.3  | 60  | 4 |    |    |
| 2016          | RAMS | 15/15     | 58  | 509   | 8.8  | 43t | 3  | 28      | 159   | 6.0  | 30t | 1 |    |    |
| 2017          | RAMS | 7/4       | 7   | 34    | 4.9  | 13  | 0  | 25      | 135   | 5.4  | 27t | 1 |    |    |
| <b>TOTALS</b> |      | 66/45     | 188 | 1,676 | 8.9  | 81t | 12 | 150     | 1,103 | 7.4  | 65t | 9 |    |    |

| Year          | Team | Punt Returns |       |      |     |    | Kickoff Returns |     |      |    |   | Lg | TD |
|---------------|------|--------------|-------|------|-----|----|-----------------|-----|------|----|---|----|----|
|               |      | No           | Yds   | Avg  | Lg  | TD | Att             | Yds | Avg  | Lg |   |    |    |
| 2013          | RAMS | 33           | 280   | 8.5  | 98t | 1  | 18              | 398 | 22.1 | 32 | 0 |    |    |
| 2014          | RAMS | 35           | 391   | 11.2 | 78t | 1  | 2               | 19  | 9.5  | 11 | 0 |    |    |
| 2015          | RAMS | 34           | 268   | 7.9  | 75t | 1  | 3               | 16  | 5.3  | 7  | 0 |    |    |
| 2016          | RAMS | 44           | 364   | 8.3  | 47  | 0  | 1               | 5   | 5.0  | 5  | 0 |    |    |
| 2017          | RAMS | 12           | 53    | 4.4  | 12  | 0  | 1               | 13  | 13.0 | 13 | 0 |    |    |
| <b>TOTALS</b> |      | 158          | 1,356 | 8.6  | 98t | 3  | 25              | 451 | 18.0 | 32 | 0 |    |    |

### SINGLE GAME HIGHS

Receptions – 10, vs. New York Giants (10/23/16)  
 Yards – 138, at Indianapolis (11/10/13)  
 Carries – 8, at Minnesota (11/8/15)  
 Rushing yards – 65, vs. Chicago (11/24/13)  
 Longest reception– 81, at Indianapolis (11/10/13)  
 Touchdowns – 3, at Indianapolis, (11/10/13)

# TAVON AUSTIN GAME-BY-GAME STATISTICS

## 2017 LOS ANGELES RAMS

| Game          | W/L | G/S | Receiving |     |      |    |    | Rushing |     |     |    |    | Returns |    |     |    |    |    |     |      |    |    |
|---------------|-----|-----|-----------|-----|------|----|----|---------|-----|-----|----|----|---------|----|-----|----|----|----|-----|------|----|----|
|               |     |     | No        | Yds | Avg  | Lg | TD | Att     | Yds | Avg | Lg | TD | PR      | FC | YDS | LG | TD | KR | YDS | AVG  | LG | TD |
| IND 9/10      | W   | 1/0 | 1         | 7   | 7.0  | 7  | 0  | 2       | 11  | 5.5 | 9  | 0  | 3       | 0  | 15  | 8  | 0  | 1  | 13  | 13.0 | 13 | 0  |
| WAS 9/17      | L   | 1/1 | 0         | 0   | 0.0  | 0  | 0  | 2       | 3   | 1.5 | 3  | 0  | 3       | 0  | 18  | 12 | 0  | 0  | 0   | 0.0  | 0  | 0  |
| @SF 9/21      | W   | 1/1 | 0         | 0   | 0.0  | 0  | 0  | 3       | 14  | 4.7 | 8  | 0  | 1       | 1  | 0   | 0  | 0  | 0  | 0.0 | 0    | 0  | 0  |
| @DAL 10/1     | W   | 1/0 | 1         | -2  | -2.0 | -2 | 0  | 6       | 48  | 8.0 | 14 | 0  | 3       | 0  | 20  | 7  | 0  | 0  | 0   | 0.0  | 0  | 0  |
| SEA 10/8      | L   | 1/1 | 3         | 14  | 4.7  | 9  | 0  | 6       | 27  | 4.5 | 27 | 1  | 2       | 0  | 0   | 0  | 0  | 0  | 0.0 | 0    | 0  | 0  |
| @JAC 10/15    | W   | 1/0 | 0         | 0   | 0.0  | 0  | 0  | 2       | 0   | 0.0 | 6  | 0  | 0       | 0  | 0   | 0  | 0  | 0  | 0.0 | 0    | 0  | 0  |
| ARI 10/22     | W   | 1/1 | 2         | 15  | 7.5  | 13 | 0  | 3       | 27  | 9.0 | 17 | 0  | 0       | 0  | 0   | 0  | 0  | 0  | 0.0 | 0    | 0  | 0  |
| @NYG 11/5     | 0/0 | 0   | 0         | 0.0 | 0    | 0  | 0  | 0       | 0   | 0.0 | 0  | 0  | 0       | 0  | 0   | 0  | 0  | 0  | 0.0 | 0    | 0  | 0  |
| HOU 11/12     | 0/0 | 0   | 0         | 0.0 | 0    | 0  | 0  | 0       | 0   | 0.0 | 0  | 0  | 0       | 0  | 0   | 0  | 0  | 0  | 0.0 | 0    | 0  | 0  |
| @MIN 11/19    | 0/0 | 0   | 0         | 0.0 | 0    | 0  | 0  | 0       | 0   | 0.0 | 0  | 0  | 0       | 0  | 0   | 0  | 0  | 0  | 0.0 | 0    | 0  | 0  |
| NO 11/26      | 0/0 | 0   | 0         | 0.0 | 0    | 0  | 0  | 0       | 0   | 0.0 | 0  | 0  | 0       | 0  | 0   | 0  | 0  | 0  | 0.0 | 0    | 0  | 0  |
| @ARI 12/2     | 0/0 | 0   | 0         | 0.0 | 0    | 0  | 0  | 0       | 0   | 0.0 | 0  | 0  | 0       | 0  | 0   | 0  | 0  | 0  | 0.0 | 0    | 0  | 0  |
| PHI 12/10     | 0/0 | 0   | 0         | 0.0 | 0    | 0  | 0  | 0       | 0   | 0.0 | 0  | 0  | 0       | 0  | 0   | 0  | 0  | 0  | 0.0 | 0    | 0  | 0  |
| @SEA 12/17    | 0/0 | 0   | 0         | 0.0 | 0    | 0  | 0  | 0       | 0   | 0.0 | 0  | 0  | 0       | 0  | 0   | 0  | 0  | 0  | 0.0 | 0    | 0  | 0  |
| @TEN 12/24    | 0/0 | 0   | 0         | 0.0 | 0    | 0  | 0  | 0       | 0   | 0.0 | 0  | 0  | 0       | 0  | 0   | 0  | 0  | 0  | 0.0 | 0    | 0  | 0  |
| SF 12/3       | 0/0 | 0   | 0         | 0.0 | 0    | 0  | 0  | 0       | 0   | 0.0 | 0  | 0  | 0       | 0  | 0   | 0  | 0  | 0  | 0.0 | 0    | 0  | 0  |
| <b>TOTALS</b> | 5-2 | 7/4 | 7         | 34  | 4.9  | 13 | 0  | 25      | 135 | 5.4 | 27 | 1  | 12      | 1  | 53  | 12 | 0  | 1  | 13  | 13.0 | 13 | 0  |

## 2016 LOS ANGELES RAMS

| Game          | W/L  | G/S   | Receiving |     |      |     |    | Rushing |     |      |     |    | Returns |    |     |    |    |    |     |     |    |    |
|---------------|------|-------|-----------|-----|------|-----|----|---------|-----|------|-----|----|---------|----|-----|----|----|----|-----|-----|----|----|
|               |      |       | No        | Yds | Avg  | Lg  | TD | Att     | Yds | Avg  | Lg  | TD | PR      | FC | YDS | LG | TD | KR | YDS | AVG | LG | TD |
| @SF 9/12      | L    | 1/1   | 4         | 13  | 3.3  | 5   | 0  | 1       | 2   | 2.0  | 2   | 0  | 4       | 3  | 38  | 28 | 0  | 0  | 0   | 0   | 0  | 0  |
| SEA 9/18      | W    | 1/1   | 5         | 50  | 10.0 | 27  | 0  | 2       | 6   | 3.0  | 0   | 0  | 3       | 1  | 15  | 15 | 0  | 0  | 0   | 0   | 0  | 0  |
| @TB 9/25      | W    | 1/1   | 5         | 82  | 16.4 | 43t | 1  | 2       | 22  | 11.0 | 14  | 0  | 2       | 2  | 12  | 8  | 0  | 1  | 5   | 5.0 | 5  | 0  |
| @ARI 10/2     | W    | 1/1   | 2         | 14  | 7.0  | 8   | 0  | 1       | -6  | -6.0 | -6  | 0  | 1       | 1  | 47  | 47 | 0  | 0  | 0   | 0   | 0  | 0  |
| BUF 10/9      | L    | 1/1   | 7         | 59  | 8.4  | 31  | 0  | 3       | 26  | 8.7  | 9   | 0  | 2       | 0  | 2   | 5  | 0  | 0  | 0   | 0   | 0  | 0  |
| @DET 10/16    | L    | 1/1   | 3         | 24  | 8.0  | 15  | 0  | 3       | 2   | 0.7  | 8   | 0  | 1       | 1  | 2   | 2  | 0  | 0  | 0   | 0   | 0  | 0  |
| NYG 10/23     | L    | 1/1   | 10        | 57  | 5.7  | 10t | 1  | 1       | 10  | 10.0 | 10  | 0  | 3       | 1  | 28  | 19 | 0  | 0  | 0   | 0   | 0  | 0  |
| CAR 11/6      | L    | 1/1   | 1         | 17  | 17.0 | 17  | 0  | 1       | 1   | 1.0  | 1   | 0  | 4       | 1  | 40  | 19 | 0  | 0  | 0   | 0   | 0  | 0  |
| @NYJ 11/13    | W    | 1/1   | 2         | 19  | 9.5  | 20  | 0  | 2       | 10  | 5.0  | 6   | 0  | 4       | 1  | 38  | 15 | 0  | 0  | 0   | 0   | 0  | 0  |
| MIA 11/20     | L    | 1/1   | 1         | 21  | 21.0 | 21  | 0  | 2       | 8   | 4.0  | 7   | 0  | 4       | 2  | 30  | 12 | 0  | 0  | 0   | 0   | 0  | 0  |
| @NO 11/27     | L    | 1/1   | 4         | 45  | 11.3 | 24t | 1  | 1       | 10  | 10.0 | 10  | 0  | 1       | 1  | 8   | 8  | 0  | 0  | 0   | 0   | 0  | 0  |
| @NE 12/4      | L    | 0/0   |           |     |      |     |    |         |     |      |     |    |         |    |     |    |    |    |     |     |    |    |
| ATL 12/11     | L    | 1/1   | 7         | 62  | 8.9  | 17  | 0  | 2       | 27  | 13.5 | 23  | 0  | 7       | 0  | 74  | 27 | 0  | 0  | 0   | 0   | 0  | 0  |
| @SEA 12/15    | L    | 1/1   | 3         | 14  | 4.7  | 8   | 0  | 2       | 13  | 6.5  | 8   | 0  | 0       | 1  | 0   | 0  | 0  | 0  | 0   | 0   | 0  | 0  |
| SF 12/24      | L    | 1/1   | 2         | 14  | 7.0  | 15  | 0  | 3       | 26  | 8.7  | 30t | 1  | 5       | 1  | 12  | 9  | 0  | 0  | 0   | 0   | 0  | 0  |
| ARI 1/1/17    | L    | 1/1   | 2         | 18  | 9.0  | 10  | 0  | 2       | 2   | 1.0  | 3   | 0  | 3       | 0  | 18  | 18 | 0  | 0  | 0   | 0   | 0  | 0  |
| <b>TOTALS</b> | 4-12 | 15/15 | 58        | 509 | 8.8  | 43t | 3  | 28      | 159 | 5.7  | 30t | 1  | 44      | 16 | 364 | 47 | 0  | 1  | 5   | 5.0 | 5  | 0  |



# TAVON AUSTIN GAME-BY-GAME STATISTICS CONTINUED

## 2015 ST. LOUIS RAMS

| Game         | W/L | G/S        | Receiving    |           |            |            |            | Rushing  |           |            |            |           | Returns  |           |           |            |            |          |          |          |            |          |          |
|--------------|-----|------------|--------------|-----------|------------|------------|------------|----------|-----------|------------|------------|-----------|----------|-----------|-----------|------------|------------|----------|----------|----------|------------|----------|----------|
|              |     |            | No           | Yds       | Avg        | Lg         | TD         | Att      | Yds       | Avg        | Lg         | TD        | PR       | FC        | YDS       | LG         | TD         | KR       | YDS      | AVG      | LG         | TD       |          |
| SEA 9/13     | W   | 1/1        | 2            | -2        | -1.0       | 7          | 0          | 4        | 17        | 4.3        | 16t        | 1         | 2        | 1         | 85        | 75t        | 1          | 0        | 0        | 0.0      | 0          | 0        |          |
| @WAS 9/20    | L   | 1/1        | 1            | 6         | 6.0        | 6          | 0          | 4        | 40        | 10.0       | 16         | 0         | 0        | 0         | 0         | 0          | 0          | 0        | 0.0      | 0        | 0          |          |          |
| PIT 9/27     | L   | 1/1        | 5            | 38        | 7.6        | 12         | 0          | 0        | 0         | 0.0        | 0          | 0         | 3        | 1         | 32        | 20         | 0          | 0        | 0.0      | 0        | 0          |          |          |
| @ARI 10/4    | W   | 1/1        | 6            | 96        | 16.0       | 47         | 2          | 2        | 20        | 10.0       | 12         | 0         | 0        | 0         | 0         | 0          | 0          | 0        | 0.0      | 0        | 0          |          |          |
| @GB 10/11    | L   | 1/1        | 2            | 6         | 3.0        | 5          | 1          | 3        | 22        | 7.3        | 15         | 0         | 2        | 0         | 4         | 6          | 0          | 0        | 0.0      | 0        | 0          |          |          |
| CLE 10/25    | W   | 1/1        | 4            | 43        | 10.8       | 20         | 0          | 1        | 21        | 21.0       | 21         | 0         | 2        | 2         | 15        | 11         | 0          | 0        | 0.0      | 0        | 0          |          |          |
| SF 11/1      | W   | 1/1        | 4            | 98        | 24.5       | 66t        | 1          | 3        | 21        | 7.0        | 13         | 1         | 3        | 1         | -0.3      | 2          | 0          | 1        | 6        | 6.0      | 6          | 0        |          |
| @MIN 11/8    | L   | 1/1        | 4            | 15        | 3.8        | 10         | 0          | 8        | 66        | 8.3        | 22         | 0         | 4        | 0         | 27        | 12         | 0          | 0        | 0.0      | 0        | 0          |          |          |
| CHI 11/15    | L   | 1/1        | 2            | 5         | 2.5        | 4          | 0          | 3        | 18        | 6.0        | 12         | 0         | 3        | 1         | 16        | 10         | 0          | 0        | 0.0      | 0        | 0          |          |          |
| @BAL 11/22   | L   | 1/1        | 1            | 5         | 5.0        | 5          | 0          | 1        | 16        | 16.0       | 16         | 0         | 4        | 2         | 2         | 3          | 0          | 0        | 0.0      | 0        | 0          |          |          |
| @CIN 11/29   | L   | 1/1        | 6            | 33        | 5.5        | 0          | 0          | 4        | 63        | 15.8       | 60         | 1         | 2        | 1         | 9         | 9          | 0          | 0        | 0.0      | 0        | 0          |          |          |
| ARI 12/6     | L   | 1/1        | 1            | 24        | 24.0       | 24         | 0          | 2        | 14        | 7.0        | 12         | 0         | 2        | 1         | 38        | 29         | 0          | 1        | 3        | 3.0      | 3          | 0        |          |
| DET 12/13    | W   | 1/1        | 3            | 19        | 6.3        | 14         | 0          | 4        | 40        | 10.0       | 20         | 0         | 3        | 1         | 11        | 0          | 0          | 0        | 0.0      | 0        | 0          |          |          |
| TB 12/17     | W   | 1/1        | 3            | 41        | 13.7       | 17t        | 1          | 4        | 32        | 8.0        | 21t        | 1         | 0        | 0         | 0         | 0          | 0          | 0        | 0.0      | 0        | 0          |          |          |
| @SEA 12/27   | W   | 1/0        | 3            | 16        | 5.3        | 16         | 0          | 3        | 12        | 4.0        | 8          | 0         | 2        | 1         | 24        | 21         | 0          | 0        | 0.0      | 0        | 0          |          |          |
| @SF 1/3/16   | L   | 1/0        | 5            | 30        | 6.0        | 10         | 0          | 6        | 32        | 5.3        | 13         | 0         | 2        | 1         | 6         | 6          | 0          | 0        | 0.0      | 0        | 0          |          |          |
| <b>TOTAL</b> |     | <b>7-9</b> | <b>16/14</b> | <b>52</b> | <b>473</b> | <b>9.1</b> | <b>66t</b> | <b>5</b> | <b>52</b> | <b>434</b> | <b>8.3</b> | <b>60</b> | <b>4</b> | <b>34</b> | <b>15</b> | <b>268</b> | <b>75t</b> | <b>1</b> | <b>2</b> | <b>9</b> | <b>4.5</b> | <b>6</b> | <b>0</b> |

## 2014 ST. LOUIS RAMS

| Game         | W/L | G/S         | Receiving   |           |            |            |           | Rushing  |           |            |            |           | Returns  |           |           |            |            |          |          |           |            |           |          |
|--------------|-----|-------------|-------------|-----------|------------|------------|-----------|----------|-----------|------------|------------|-----------|----------|-----------|-----------|------------|------------|----------|----------|-----------|------------|-----------|----------|
|              |     |             | No          | Yds       | Avg        | Lg         | TD        | Att      | Yds       | Avg        | Lg         | TD        | PR       | FC        | YDS       | LG         | TD         | KR       | YDS      | AVG       | LG         | TD        |          |
| MIN 9/7      | L   | 1/0         | 3           | 34        | 11.3       | 28         | 0         | 3        | 5         | 1.7        | 5          | 0         | 5        | 0         | 24        | 19         | 0          | 0        | 0        | 0.0       | 0          | 0         |          |
| @TB 9/14     | W   | 1/0         | 0           | 0         | 0.0        | 0          | 0         | 2        | 21        | 10.5       | 18         | 0         | 1        | 0         | -1        | -1         | 0          | 0        | 0        | 0.0       | 0          | 0         |          |
| DAL 9/21     | L   |             |             |           |            |            |           |          |           |            |            |           |          |           |           |            |            |          |          |           |            |           |          |
| PHI 10/5     | L   | 1/0         | 2           | 33        | 16.5       | 22         | 0         | 0        | 0         | 0.0        | 0          | 0         | 2        | 0         | 7         | 4          | 0          | 0        | 0        | 0.0       | 0          | 0         |          |
| SF 10/13     | L   | 1/1         | 4           | 35        | 8.8        | 9          | 0         | 3        | 16        | 5.3        | 8          | 0         | 2        | 3         | 12        | 12         | 0          | 0        | 0        | 0.0       | 0          | 0         |          |
| SEA 10/19    | W   | 1/0         | 2           | 9         | 4.5        | 5          | 0         | 5        | 16        | 3.2        | 8          | 0         | 1        | 2         | -1        | -1         | 0          | 1        | 8        | 8.0       | 8          | 0         |          |
| @KC 10/26    | L   | 1/0         | 2           | 12        | 6.0        | 9          | 0         | 2        | 7         | 3.5        | 4          | 0         | 2        | 1         | 42        | 38         | 0          | 1        | 11       | 11.0      | 11         | 0         |          |
| @SF 11/2     | W   | 1/1         | 2           | 11        | 5.5        | 7          | 0         | 2        | 7         | 3.5        | 4          | 0         | 3        | 0         | 26        | 11         | 0          | 0        | 0        | 0.0       | 0          | 0         |          |
| @ARI 11/9    | L   | 1/1         | 2           | 20        | 10.0       | 17         | 0         | 1        | 10        | 10.0       | 10         | 0         | 2        | 4         | 4         | 3          | 0          | 0        | 0        | 0.0       | 0          | 0         |          |
| DEN 11/16    | W   | 1/1         | 2           | 10        | 5.0        | 5          | 0         | 2        | 11        | 5.5        | 9          | 0         | 2        | 3         | 13        | 10         | 0          | 0        | 0        | 0.0       | 0          | 0         |          |
| @SD 11/23    | L   | 1/1         | 3           | 11        | 3.7        | 6          | 0         | 3        | 27        | 9.0        | 15         | 1         | 2        | 1         | 44        | 38         | 0          | 0        | 0        | 0.0       | 0          | 0         |          |
| OK 11/30     | W   | 1/0         | 2           | 11        | 5.5        | 6          | 0         | 2        | 24        | 12.0       | 18t        | 1         | 4        | 2         | 19        | 10         | 0          | 0        | 0        | 0.0       | 0          | 0         |          |
| @WAS 12/7    | W   | 1/1         | 2           | 14        | 7.0        | 9          | 0         | 5        | 46        | 9.2        | 18         | 0         | 4        | 0         | 143       | 78t        | 1          | 0        | 0        | 0.0       | 0          | 0         |          |
| ARI 12/11    | L   | 1/1         | 2           | 14        | 7.0        | 10         | 0         | 1        | 8         | 8.0        | 8          | 0         | 2        | 4         | -2        | 2          | 0          | 0        | 0        | 0.0       | 0          | 0         |          |
| NYG 12/21    | L   | 1/0         | 1           | 15        | 15.0       | 15         | 0         | 3        | 25        | 8.3        | 19         | 0         | 3        | 0         | 61        | 47         | 0          | 0        | 0        | 0.0       | 0          | 0         |          |
| @SEA 12/28   | L   | 1/1         | 2           | 13        | 6.5        | 7          | 0         | 2        | 1         | 0.5        | 2          | 0         | 0        | 3         | 0         | 0          | 0          | 0        | 0        | 0.0       | 0          | 0         |          |
| <b>TOTAL</b> |     | <b>6-10</b> | <b>15/8</b> | <b>31</b> | <b>242</b> | <b>7.8</b> | <b>28</b> | <b>0</b> | <b>36</b> | <b>224</b> | <b>6.2</b> | <b>19</b> | <b>2</b> | <b>35</b> | <b>23</b> | <b>391</b> | <b>78t</b> | <b>1</b> | <b>2</b> | <b>19</b> | <b>9.5</b> | <b>11</b> | <b>0</b> |

## 2013 ST. LOUIS RAMS

| Game         | W/L | G/S        | Receiving   |           |            |             |            | Rushing  |          |            |             |            | Returns  |           |           |            |            |          |           |            |             |           |          |
|--------------|-----|------------|-------------|-----------|------------|-------------|------------|----------|----------|------------|-------------|------------|----------|-----------|-----------|------------|------------|----------|-----------|------------|-------------|-----------|----------|
|              |     |            | No          | Yds       | Avg        | Lg          | TD         | Att      | Yds      | Avg        | Lg          | TD         | PR       | FC        | YDS       | LG         | TD         | KR       | YDS       | AVG        | LG          | TD        |          |
| ARI 9/8      | W   | 1/0        | 6           | 41        | 6.8        | 14          | 0          | 1        | -1       | -1         | -1          | 0          | 1        | 1         | 1         | 1          | 0          | 0        | 0         | 0.0        | 0           | 0         |          |
| @ATL 9/15    | L   | 1/1        | 6           | 47        | 7.8        | 11          | 2          | 2        | 8        | 4.0        | 7           | 0          | 4        | 1         | 6         | 5          | 0          | 0        | 0         | 0.0        | 0           | 0         |          |
| @DAL 9/22    | L   | 1/1        | 6           | 30        | 5.0        | 9           | 0          | 1        | 3        | 3.0        | 3           | 0          | 2        | 0         | 16        | 10         | 0          | 0        | 0         | 0.0        | 0           | 0         |          |
| SF 9/26      | L   | 1/0        | 2           | 6         | 3.0        | 4           | 0          | 0        | 0        | 0.0        | 0           | 0          | 6        | 1         | 19        | 14         | 0          | 0        | 0         | 0.0        | 0           | 0         |          |
| JAC 10/6     | W   | 1/0        | 3           | 32        | 10.7       | 25          | 0          | 0        | 0        | 0.0        | 0           | 0          | 4        | 0         | 15        | 11         | 0          | 0        | 0         | 0.0        | 0           | 0         |          |
| @HOU 10/13   | W   | 1/0        | 1           | 3         | 3.0        | 3           | 0          | 0        | 0        | 0.0        | 0           | 0          | 0        | 0         | 0         | 0          | 0          | 0        | 0         | 0.0        | 0           | 0         |          |
| @CAR 10/20   | L   | 1/0        | 5           | 39        | 7.8        | 24          | 0          | 0        | 0        | 0.0        | 0           | 0          | 3        | 0         | 26        | 20         | 0          | 2        | 47        | 23.5       | 32          | 0         |          |
| SEA 10/28    | L   | 1/0        | 2           | 9         | 4.5        | 12          | 0          | 0        | 0        | 0.0        | 0           | 0          | 3        | 2         | 7         | 7          | 0          | 3        | 79        | 26.3       | 32          | 0         |          |
| TEN 11/3     | L   | 1/0        | 0           | 0         | 0.0        | 0           | 0          | 1        | 6        | 6.0        | 6           | 0          | 3        | 1         | 33        | 25         | 0          | 1        | 25        | 25.0       | 25          | 0         |          |
| @IND 11/10   | W   | 1/0        | 2           | 138       | 69.0       | 81t         | 2          | 1        | 4        | 4.0        | 4           | 0          | 4        | 2         | 145       | 98t        | 1          | 1        | 27        | 27.0       | 27          | 0         |          |
| CHI 11/24    | W   | 1/0        | 2           | 39        | 19.5       | 32          | 0          | 1        | 65       | 65.0       | 65t         | 1          | 1        | 1         | 1.0       | 1          | 0          | 1        | 24        | 24.0       | 24          | 0         |          |
| @SF 12/1     | L   | 1/1        | 4           | 25        | 6.3        | 8           | 0          | 1        | 10       | 10.0       | 10          | 0          | 1        | 1         | 10        | 10         | 0          | 4        | 67        | 16.8       | 20          | 0         |          |
| @ARI 12/8    | L   | 1/0        | 1           | 9         | 9.0        | 9           | 0          | 1        | 56       | 56.0       | 56          | 0          | 1        | 1         | 1         | 1          | 0          | 4        | 95        | 23.8       | 32          | 0         |          |
| NO 12/15     | W   |            |             |           |            |             |            |          |          |            |             |            |          |           |           |            |            |          |           |            |             |           |          |
| TB 12/22     | W   |            |             |           |            |             |            |          |          |            |             |            |          |           |           |            |            |          |           |            |             |           |          |
| @SEA 12/29   | L   |            |             |           |            |             |            |          |          |            |             |            |          |           |           |            |            |          |           |            |             |           |          |
| <b>TOTAL</b> |     | <b>7-9</b> | <b>13/3</b> | <b>40</b> | <b>418</b> | <b>10.5</b> | <b>81t</b> | <b>4</b> | <b>9</b> | <b>151</b> | <b>16.8</b> | <b>65t</b> | <b>1</b> | <b>33</b> | <b>11</b> | <b>280</b> | <b>98t</b> | <b>1</b> | <b>18</b> | <b>398</b> | <b>21.1</b> | <b>32</b> | <b>0</b> |



# 26 | MARK BARRON

|             |                     |
|-------------|---------------------|
| Position:   | Linebacker          |
| Ht./Wt.:    | 6-2/225             |
| Birth Date: | 10/27/89            |
| College:    | Alabama             |
| Hometown:   | Mobile, Ala.        |
| Experience: | 6th year (4th Rams) |
| Acquired:   | T(TB)-'14           |

Career GP/GS (Playoffs): 85/74 (0/0)



**TRANSACTIONS:** Acquired by the St. Louis Rams via trade in exchange for undisclosed draft picks (10/29/14)...originally selected by the Tampa Bay Buccaneers in the first round of the 2012 draft (7th overall).

**PRO:** Fifth-year pro...joined the Rams in 2014 and has played in 48 games with 37 starts...posted 596 career tackles (468 solo), including eight sacks...recorded five career interceptions, 36 pass breakups and forced five fumbles...finished second on the team in tackles (147) in 2016 after leading the Rams in 2015 (135)...started all 37 games he played in with the Bucs, totaled 225 tackles, 19 passes defended, three interceptions, one forced fumble, two fumble recoveries and two sacks during his career in Tampa Bay...started in his NFL debut against Carolina (9/9/12).

**2017 SEASON: Week 7 vs. Arizona (10/22):** Started at inside linebacker...registered two tackles (one solo)...intercepted a pass and added one pass defended...**Week 6 at Jacksonville (10/16):** Started at inside linebacker...collected a team-leading 14 tackles (nine solo), including one for loss...also had 1.0 sack, one pass defended and one quarterback hit...**Week 5 vs. Seattle (10/8):** Started at inside linebacker...led the team in tackles with 18 (14 solo) and one pass defended...**Week 4 at Dallas (10/1):** Started at inside linebacker...notched eight tackles (seven solo)...intercepted a pass and registered one pass defended...made one solo tackle on special teams...**Week 3 at San Francisco (9/21):** Started at inside linebacker...registered nine tackles (eight solo)...**Week 2 vs. Washington (9/17):** Started at linebacker...recorded 12 tackles (10 solo)...**Week 1 vs. Indianapolis (9/10):** Started at linebacker...made three tackles and had one hit on the quarterback.

**2016 SEASON:** Started all 16 games, finished second on the team with a career-high 147 tackles...**vs. Seattle (9/18):** Led the team with 13 tackles (10 solo)...**at Tampa Bay (9/25):** Tallied nine tackles (eight solo)...picked off a QB Jameis Winston pass and returned it seven yards...**at Arizona (10/2):** Recorded eight tackles (seven solo)...intercepted QB Drew Stanton to help seal the victory for his second interception in as many weeks, the first time in his career with picks in back-to-back games...**vs. New York Giants (10/23):** Tied for the team lead with 10 tackles (five solo)...notched two passes defended...**vs. Carolina (11/6):** Led the team with 11 tackles (11 solo)...sacked Panthers QB Cam Newton for a loss of eight yards...also added one special teams tackle...**at New Orleans (11/27):** Led the Rams with a season-high 18 tackles (16 solo)...added one quarterback hurry...recovered a QB Drew Brees fumble in the second quarter.

**2015 SEASON:** In his first full season with the Rams, he played in 16 games and started 12...finished the season as the team's leading tackler with 135 (107 solo)...also had 1.0 sack, five passes defended and four forced fumbles...marked the first season that he registered triple digit tackles in his NFL career...**at Seattle (12/27):** Started at safety...caused FB Will Tukuafu to fumble, which was scooped up by LB Akeem Ayers and returned 45 yards for a touchdown...registered three solo tackles...left the game due to concussion protocol in the second quarter and did not return...**vs. Detroit (12/13):** Started at safety...led the team in tackles with 14 (13 solo)...**vs. Arizona (12/6):** Started on defense...led the team in tackles with 10 (nine solo), ..added one pass defended and one forced fumble...**at Baltimore (11/22):** Saw action on defense and special teams...notched 11 tackles (nine solo)...**vs. Chicago (11/15):** Started on defense...led the team in tackles with 10 (eight solo)...**vs. San Francisco (11/1):** Started on defense...led the team in tackles for the second-consecutive week with 11 (10 solo)...also had one pass defended...made one special teams tackle...**vs. Cleveland (10/25):** Started at linebacker...notched a career-high 19 tackles (16 solo)...also had two forced fumbles...**at Green Bay (10/11):** Started at linebacker...tipped a pass from Packers QB Aaron Rodgers, which was intercepted by LB James Laurinatis to end Rodgers' streak of 586 consecutive passes at Lambeau without an interception...also notched six tackles (four solo) and three passes defended...**at Arizona (10/4):** Saw action on defense and special teams...registered five tackles (four solo)...forced a fumble on the opening kickoff, marked his second forced fumble of his career...**vs. Pittsburgh (9/27):** Saw action on defense and special teams...sacked Steelers QB Ben Roethlisberger for a 6-yard loss...marked his fourth sack as a Ram, and his sixth career.

**2014 SEASON (ST. LOUIS):** Acquired by the St. Louis Rams via trade from the Tampa Bay Buccaneers in exchange for undisclosed draft picks (10/29/14)...posted 23 tackles (16 solo), a single-season high 3.0 sacks, and one pass defended in nine games as a Ram...**at San Francisco (11/2):** Made his Rams debut...saw action on special teams...notched one special teams tackle...**at Arizona (11/9):** Saw action on defense and on special teams...tallied six tackles (four solo) and recorded his first sack as a Ram...**vs. Oakland (11/30):** Recorded his first start as a Ram at cornerback...recorded four tackles (two solo)...posted one pass defended...**at Washington (12/7):** Saw action on defense and on special teams...notched three tackles (two solo) and 1.0 sack...tallied one special teams tackle...**at Seattle (12/28):** Saw action on defense and on special teams...notched 1.0 sack...

**2014 SEASON (TAMPA BAY):** Started seven-of-seven games with the Bucs...made 48 tackles (34 solo)...**vs. Baltimore (10/12):** Posted seven tackles...**at New Orleans (10/5):** Recorded nine tackles and tied a career-high with two passes defended...**at Pittsburgh (9/28):** Notched seven tackles...**at Atlanta (9/18):** Tallied seven tackles and one fumble recovery...**vs. St. Louis**

**(9/14):** Registered eight tackles and one pass defended...**vs. Carolina (9/7):** Recorded seven tackles.

**2013 SEASON:** One of three defensive backs and 22 NFL players with 85-plus tackles, 2-plus interceptions and 2-plus sacks... ranked third on the Bucs with 88 tackles, including three for loss, two sacks, two interceptions, six passes defended and one fumble recovery...his two sacks were the most by a Buccaneers safety since Dexter Jackson recorded 2.5 in 2001...**vs. New Orleans (9/15):** Recorded a career-high 13 tackles, including one for loss, first career half-sack and a pass defended...**at New England (9/22):** Led team with 11 tackles and added an interception and half-sack...**at Seattle (11/3):** Led team with 11 (10 solo) tackles and an interception

**COLLEGE:** One of four Alabama players to be selected in the first round of the 2012 Draft, tying a school record set in 2011... second safety in Alabama football history to be selected in the first round, joining George Teague (29th overall in 1993)...two-time team captain that started 39-of-53 games played (2008-11), including every game he played in his sophomore, junior and senior seasons...recorded 237 career tackles to go with 12 interceptions, 22 passes defended, 13 tackles for loss, 5.0 sacks, seven quarterback pressures, one forced fumble and one fumble recovery...his 12 interceptions rank tied for the eighth-most in school history...two-time first-team All-American...three-time All-SEC Selection...as a senior, started all 13 games at safety, ranking second on the team with 68 tackles to go with two interceptions, one sack, five tackles for loss and one fumble recovery...led defense that finished ranked first nationally in total defense (183.6 ypg), scoring defense (8.2 ppg), rushing defense (72.2 ypg), pass efficiency defense (83.7) and pass defense (111.5), just the second defense (1986 Oklahoma) to ever accomplish that feat... named Alabama Defensive Player of the Week seven times by coaches...unanimous first-team All-American (AFCA, Associated Press, FWAA, Walter Camp, Sporting News, ESPN.com, SI.com, Rivals.com and Pro Football Weekly)...finalist for both the Jim Thorpe Award (Top Defensive Back) and Chuck Bednarik Award (Top Defensive Player)...started all 12 games he played at safety as a junior, leading the team with 75 tackles, including 54 solo...semifinalist for the Thorpe Award and a quarterfinalist for the Lott Trophy (Defensive IMPACT Player of the Year)...First-team FWAA All-American...First-team All-SEC selection by league coaches and the Associated Press...six-time Alabama Defensive Player of the Week by coaching staff...as a sophomore, started all 14 games of the season at safety, ranking eighth nationally and first in the SEC with seven interceptions and second on the team with 76 tackles...seven interceptions tied for fourth-most in single season in team history...led the SEC – along with teammate Marquis Johnson – and ranked sixth nationally in passes defended with 18...first-team All-SEC selection and a third-team All-American by the Associated Press.

**PERSONAL:** Attended St. Paul's Episcopal High School (Mobile, Ala.)...SuperPrep and Scout.com regarded him as the eighth-best player in the state of Alabama, as he earned a five-star prospect ranking and was named first-team All-American by Scout.com during his senior campaign...during his senior season, he rushed for 1,094 yards on 122 carries with 15 touchdowns, and closed out his career when he was named the MVP of the 2007 Class 5A state championship game...had 785 yards rushing as a junior on 78 carries and added 368 receiving yards on 23 catches, scoring a total of 12 touchdowns...in addition to playing football, Barron also competed in track and field, where he won multiple Class 5A individual state titles in events ranging from shot put to long jump during the 2008 season...son of Mark Sellers and Michelle Barron...attended the Buccaneers' 2013 Draft Party, presented by Miller Lite, greeting fans and signing autographs...participated in the annual "Chalk Talk with the Buccaneers" chamber of commerce luncheon in September 2012, greeting fans and speaking on the excitement for the 2012 season...in June 2012, visited MacDill Air Force Base to tour a hurricane aircraft, witness a military dog training session, and thank civilian workers and active duty military for their service...along with the 2012 rookie class, visited St. Joseph's Children's Hospital to greet patients recovering from injury and illness...majored in consumer affairs.

## MARK BARRON NFL STATISTICS

|       |           | REGULAR SEASON |         |      |      |     |      |               |     |    |    |    |         |    |     |  |  |
|-------|-----------|----------------|---------|------|------|-----|------|---------------|-----|----|----|----|---------|----|-----|--|--|
| Year  | Team      | G/S            | Tackles |      |      |     |      | Interceptions |     |    |    |    | Fumbles |    |     |  |  |
|       |           |                | Total   | Solo | Asst | Sk  | Yds  | Int           | Yds | Lg | TD | PD | FF      | FR | Yds |  |  |
| 2012  | Tampa Bay | 16/16          | 89      | 72   | 17   | 0.0 | 0.0  | 1             | 12  | 12 | 0  | 10 | 1       | 0  | 0   |  |  |
| 2013  | Tampa Bay | 14/14          | 88      | 70   | 18   | 2.0 | 9.5  | 2             | 0   | 0  | 0  | 6  | 0       | 1  | 0   |  |  |
| 2014  | Tampa Bay | 7/7            | 48      | 34   | 14   | 0.0 | 0.0  | 0             | 0   | 0  | 0  | 3  | 0       | 1  | 8   |  |  |
| 2014  | RAMS      | 9/2            | 23      | 16   | 7    | 3.0 | 16.0 | 0             | 0   | 0  | 0  | 1  | 0       | 0  | 0   |  |  |
| 2015  | RAMS      | 16/12          | 135     | 107  | 28   | 1.0 | 5.0  | 0             | 0   | 0  | 0  | 5  | 4       | 0  | 0   |  |  |
| 2016  | RAMS      | 16/16          | 147     | 118  | 29   | 1.0 | 8.0  | 2             | 8   | 7  | 0  | 8  | 0       | 1  | 0   |  |  |
| 2017  | RAMS      | 7/7            | 66      | 51   | 15   | 1.0 | 2.0  | 2             | 14  | 4  | 0  | 4  | 0       | 0  | 0   |  |  |
| Total |           | 85/74          | 596     | 468  | 128  | 8.0 | 40.5 | 7             | 34  | 12 | 0  | 37 | 5       | 3  | 8   |  |  |

**ADDITIONAL CAREER STATISTICS:** Special Teams Tackles: RAMS 2017 (1), 2016 (3), 2015 (2), 2014 (5), Bucs 2014 (1). Forced one fumble on special teams on kickoff (at Arizona, 10/4/15).

**SINGLE GAME HIGHS**  
Tackles: 19, vs. Cleveland (10/25/15)  
Passes Defended: 3, at Green Bay (10/11/15)  
Interceptions: 1, five times, last at Arizona (10/2/16)  
Sacks: 1.0, many times, last vs. Carolina (11/6/16)

# MARK BARRON GAME-BY-GAME STATISTICS

## 2017 LOS ANGELES RAMS

| Game       | W/L | P/S | T  | S  | A  | Sk  | Yds | Int | Yds | Lg | TD | PD | FF | FR | Yds |
|------------|-----|-----|----|----|----|-----|-----|-----|-----|----|----|----|----|----|-----|
| IND 9/10   | W   | 1/1 | 3  | 2  | 1  | 0.0 | 0.0 | 0   | 0   | 0  | 0  | 0  | 0  | 0  | 0   |
| WAS 9/17   | L   | 1/1 | 12 | 10 | 2  | 0.0 | 0.0 | 0   | 0   | 0  | 0  | 0  | 0  | 0  | 0   |
| @SF 9/21   | W   | 1/1 | 9  | 8  | 1  | 0.0 | 0.0 | 0   | 0   | 0  | 0  | 0  | 0  | 0  | 0   |
| @DAL 10/1  | W   | 1/1 | 8  | 7  | 1  | 0.0 | 0.0 | 1   | 4   | 4  | 1  | 0  | 0  | 0  | 0   |
| SEA 10/8   | L   | 1/1 | 18 | 14 | 4  | 0.0 | 0.0 | 0   | 0   | 0  | 1  | 0  | 0  | 0  | 0   |
| @JAC 10/15 | W   | 1/1 | 14 | 9  | 5  | 1.0 | 2.0 | 0   | 0   | 0  | 1  | 0  | 0  | 0  | 0   |
| ARI 10/22  | W   | 1/1 | 2  | 1  | 1  | 0.0 | 0.0 | 1   | 10  | 0  | 0  | 1  | 0  | 0  | 0   |
| @NYG 11/5  | 0/0 | 0   | 0  | 0  | 0  | 0.0 | 0.0 | 0   | 0   | 0  | 0  | 0  | 0  | 0  | 0   |
| HOU 11/12  | 0/0 | 0   | 0  | 0  | 0  | 0.0 | 0.0 | 0   | 0   | 0  | 0  | 0  | 0  | 0  | 0   |
| @MIN 11/19 | 0/0 | 0   | 0  | 0  | 0  | 0.0 | 0.0 | 0   | 0   | 0  | 0  | 0  | 0  | 0  | 0   |
| NO 11/26   | 0/0 | 0   | 0  | 0  | 0  | 0.0 | 0.0 | 0   | 0   | 0  | 0  | 0  | 0  | 0  | 0   |
| @ARI 12/2  | 0/0 | 0   | 0  | 0  | 0  | 0.0 | 0.0 | 0   | 0   | 0  | 0  | 0  | 0  | 0  | 0   |
| PHI 12/10  | 0/0 | 0   | 0  | 0  | 0  | 0.0 | 0.0 | 0   | 0   | 0  | 0  | 0  | 0  | 0  | 0   |
| @SEA 12/17 | 0/0 | 0   | 0  | 0  | 0  | 0.0 | 0.0 | 0   | 0   | 0  | 0  | 0  | 0  | 0  | 0   |
| @TEN 12/24 | 0/0 | 0   | 0  | 0  | 0  | 0.0 | 0.0 | 0   | 0   | 0  | 0  | 0  | 0  | 0  | 0   |
| SF 12/31   | 0/0 | 0   | 0  | 0  | 0  | 0.0 | 0.0 | 0   | 0   | 0  | 0  | 0  | 0  | 0  | 0   |
| TOTALS     | 5-2 | 7/7 | 66 | 51 | 15 | 1.0 | 2.0 | 2   | 14  | 4  | 0  | 4  | 0  | 0  | 0   |

## 2016 LOS ANGELES RAMS

| Game       | W/L  | P/S   | T   | S   | A  | Sk  | Yds | Int | Yds | Lg | TD | PD | FF | FR | Yds |
|------------|------|-------|-----|-----|----|-----|-----|-----|-----|----|----|----|----|----|-----|
| @SF 9/12*  | L    | 1/1   | 2   | 2   | 0  | 0.0 | 0   | 0   | 0   | 0  | 0  | 0  | 2  | 0  | 0   |
| SEA 9/18   | W    | 1/1   | 13  | 10  | 3  | 0.0 | 0   | 0   | 0   | 0  | 0  | 0  | 0  | 0  | 0   |
| @TB 9/25   | W    | 1/1   | 9   | 8   | 1  | 0.0 | 0   | 1   | 7   | 7  | 0  | 2  | 0  | 0  | 0   |
| @ARI 10/2  | W    | 1/1   | 8   | 7   | 1  | 0.0 | 0   | 1   | 1   | 1  | 0  | 0  | 0  | 0  | 0   |
| BUF 10/9   | L    | 1/1   | 10  | 9   | 1  | 0.0 | 0   | 0   | 0   | 0  | 0  | 0  | 0  | 0  | 0   |
| @DET 10/16 | L    | 1/1   | 10  | 5   | 5  | 0.0 | 0   | 0   | 0   | 0  | 0  | 0  | 0  | 0  | 0   |
| NYG 10/23  | L    | 1/1   | 10  | 5   | 5  | 0.0 | 0   | 0   | 0   | 0  | 0  | 2  | 0  | 0  | 0   |
| CAR 11/6   | L    | 1/1   | 11  | 11  | 0  | 1.0 | 8   | 0   | 0   | 0  | 0  | 0  | 0  | 0  | 0   |
| @NYJ 11/13 | W    | 1/1   | 7   | 5   | 2  | 0.0 | 0   | 0   | 0   | 0  | 0  | 0  | 0  | 0  | 0   |
| MIA 11/20  | L    | 1/1   | 12  | 11  | 1  | 0.0 | 0   | 0   | 0   | 0  | 0  | 1  | 0  | 0  | 0   |
| @NO 11/27  | L    | 1/1   | 18  | 16  | 2  | 0.0 | 0   | 0   | 0   | 0  | 0  | 0  | 0  | 1  | 0   |
| @NE 12/4   | L    | 1/1   | 7   | 5   | 2  | 0.0 | 0   | 0   | 0   | 0  | 0  | 0  | 0  | 0  | 0   |
| ATL 12/11  | L    | 1/1   | 7   | 6   | 1  | 0.0 | 0   | 0   | 0   | 0  | 0  | 0  | 0  | 0  | 0   |
| @SEA 12/15 | L    | 1/1   | 10  | 9   | 1  | 0.0 | 0   | 0   | 0   | 0  | 0  | 0  | 0  | 0  | 0   |
| SF 12/24   | L    | 1/1   | 5   | 4   | 1  | 0.0 | 0   | 0   | 0   | 0  | 0  | 0  | 0  | 0  | 0   |
| ARI 1/1/17 | L    | 1/1   | 8   | 5   | 3  | 0.0 | 0   | 0   | 0   | 0  | 0  | 1  | 0  | 0  | 0   |
| TOTAL      | 4-12 | 16/16 | 147 | 118 | 29 | 1.0 | 8   | 2   | 8   | 7  | 0  | 8  | 0  | 1  | 0   |

## 2015 ST. LOUIS RAMS

| Game       | W/L | P/S   | T   | S   | A  | Sk  | Yds | Int | Yds | Lg | TD | PD | FF | FR | Yds |
|------------|-----|-------|-----|-----|----|-----|-----|-----|-----|----|----|----|----|----|-----|
| SEA 9/13   | W   | 1/0   | 5   | 3   | 2  | 0.0 | 0   | 0   | 0   | 0  | 0  | 0  | 0  | 0  | 0   |
| @WASH 9/20 | L   | 1/0   | 6   | 5   | 1  | 0.0 | 0   | 0   | 0   | 0  | 0  | 0  | 0  | 0  | 0   |
| PIT 9/27   | L   | 1/0   | 3   | 3   | 0  | 1.0 | 5.0 | 0   | 0   | 0  | 0  | 0  | 0  | 0  | 0   |
| @ARI 10/4  | W   | 1/0   | 5   | 4   | 1  | 0.0 | 0   | 0   | 0   | 0  | 0  | 0  | 0  | 0  | 0   |
| @GB 10/11  | L   | 1/1   | 6   | 4   | 2  | 0.0 | 0   | 0   | 0   | 0  | 3  | 0  | 0  | 0  | 0   |
| CLEV 10/25 | W   | 1/1   | 19  | 16  | 3  | 0.0 | 0   | 0   | 0   | 0  | 0  | 2  | 0  | 0  | 0   |
| SF 11/1    | W   | 1/1   | 11  | 10  | 1  | 0.0 | 0   | 0   | 0   | 0  | 1  | 0  | 0  | 0  | 0   |
| @MINN 11/8 | L   | 1/1   | 8   | 7   | 1  | 0.0 | 0   | 0   | 0   | 0  | 0  | 0  | 0  | 0  | 0   |
| CHI 11/15  | L   | 1/1   | 10  | 8   | 2  | 0.0 | 0   | 0   | 0   | 0  | 0  | 0  | 0  | 0  | 0   |
| @BAL 11/22 | L   | 1/1   | 11  | 9   | 2  | 0.0 | 0   | 0   | 0   | 0  | 0  | 0  | 0  | 0  | 0   |
| @CIN 11/29 | L   | 1/1   | 11  | 4   | 7  | 0.0 | 0   | 0   | 0   | 0  | 0  | 0  | 0  | 0  | 0   |
| ARI 12/6   | L   | 1/1   | 10  | 9   | 1  | 0.0 | 0   | 0   | 0   | 0  | 1  | 1  | 0  | 0  | 0   |
| DET 12/13  | W   | 1/1   | 14  | 13  | 1  | 0.0 | 0   | 0   | 0   | 0  | 0  | 0  | 0  | 0  | 0   |
| TB 12/17   | W   | 1/1   | 8   | 6   | 2  | 0.0 | 0   | 0   | 0   | 0  | 0  | 0  | 0  | 0  | 0   |
| @SEA 12/27 | W   | 1/1   | 3   | 3   | 0  | 0.0 | 0   | 0   | 0   | 0  | 0  | 1  | 0  | 0  | 0   |
| @SF 1/3/16 | L   | 1/1   | 5   | 3   | 2  | 0.0 | 0   | 0   | 0   | 0  | 0  | 0  | 0  | 0  | 0   |
| TOTAL      | 7-9 | 16/12 | 135 | 107 | 28 | 1.0 | 5.0 | 0   | 0   | 0  | 0  | 5  | 4  | 0  | 0   |

## 2014 ST. LOUIS RAMS

| Game       | W/L | P/S | T  | S  | A | Sk  | Yds | Int | Yds | Lg | TD | PD | FF | FR | Yds |
|------------|-----|-----|----|----|---|-----|-----|-----|-----|----|----|----|----|----|-----|
| MIN 9/7    |     |     |    |    |   |     |     |     |     |    |    |    |    |    |     |
| @TB 9/14   |     |     |    |    |   |     |     |     |     |    |    |    |    |    |     |
| DAL 9/21   |     |     |    |    |   |     |     |     |     |    |    |    |    |    |     |
| PHI 10/5   |     |     |    |    |   |     |     |     |     |    |    |    |    |    |     |
| SF 10/13   |     |     |    |    |   |     |     |     |     |    |    |    |    |    |     |
| SEA 10/19  |     |     |    |    |   |     |     |     |     |    |    |    |    |    |     |
| @KC 10/26  |     |     |    |    |   |     |     |     |     |    |    |    |    |    |     |
| @SF 11/2   | W   | 1/0 | 0  | 0  | 0 | 0.0 | 0   | 0   | 0   | 0  | 0  | 0  | 0  | 0  | 0   |
| @ARI 11/9  | L   | 1/0 | 6  | 4  | 2 | 1.0 | 7   | 0   | 0   | 0  | 0  | 0  | 0  | 0  | 0   |
| DEN 11/16  | W   | 1/0 | 1  | 1  | 0 | 0.0 | 0   | 0   | 0   | 0  | 0  | 0  | 0  | 0  | 0   |
| @SD 11/23  | L   | 1/0 | 2  | 1  | 1 | 0.0 | 0   | 0   | 0   | 0  | 0  | 0  | 0  | 0  | 0   |
| OAK 11/30  | W   | 1/1 | 4  | 2  | 2 | 0.0 | 0   | 0   | 0   | 0  | 1  | 0  | 0  | 0  | 0   |
| @WAS 12/7  | W   | 1/0 | 3  | 2  | 1 | 1.0 | 7   | 0   | 0   | 0  | 0  | 0  | 0  | 0  | 0   |
| ARI 12/11  | L   | 1/0 | 2  | 1  | 1 | 0.0 | 0   | 0   | 0   | 0  | 0  | 0  | 0  | 0  | 0   |
| NYG 12/21  | L   | 1/1 | 5  | 5  | 0 | 0.0 | 0   | 0   | 0   | 0  | 0  | 0  | 0  | 0  | 0   |
| @SEA 12/28 | L   | 1/0 | 0  | 0  | 0 | 0.0 | 2   | 0   | 0   | 0  | 0  | 0  | 0  | 0  | 0   |
| TOTAL      | 4-5 | 9/2 | 23 | 16 | 7 | 3.0 | 16  | 0   | 0   | 0  | 0  | 1  | 0  | 0  | 0   |

## 2013 TAMPA BAY BUCCANEERS

| Game       | W/L  | P/S   | T  | S  | A  | Sk       | Yds | Int | Yds | Lg | TD | PD | FF | FR | Yds |
|------------|------|-------|----|----|----|----------|-----|-----|-----|----|----|----|----|----|-----|
| @NYJ 9/8   | L    | 1/1   | 4  | 3  | 1  | 0.0      | 0   | 0   | 0   | 0  | 0  | 0  | 0  | 0  | 0   |
| NO 9/15    | L    | 1/1   | 13 | 10 | 3  | 0.5      | 4   | 0   | 0   | 0  | 1  | 0  | 0  | 0  | 0   |
| @NE 9/22   | L    | 1/1   | 11 | 8  | 3  | 0.5      | 4.5 | 1   | 0   | 0  | 1  | 0  | 0  | 0  | 0   |
| ARI 9/26   | L    | 1/1   | 2  | 1  | 1  | 0.0      | 0   | 0   | 0   | 0  | 0  | 0  | 0  | 0  | 0   |
| PHI 10/13  | L    | 1/1   | 5  | 4  | 1  | 0.0      | 0   | 0   | 0   | 0  | 0  | 0  | 0  | 0  | 0   |
| @ATL 10/20 | L    | 1/1   | 2  | 1  | 1  | 0.0      | 0   | 0   | 0   | 0  | 0  | 0  | 0  | 0  | 0   |
| CAR 10/24  | L    | 1/1   | 7  | 6  | 1  | 0.0      | 0   | 0   | 0   | 0  | 0  | 0  | 0  | 0  | 0   |
| @SEA 11/3  | L    | 1/1   | 11 | 10 | 1  | 0.0      | 0   | 1   | 0   | 0  | 2  | 0  | 0  | 0  | 0   |
| MIA 11/11  | W    | 1/1   | 5  | 5  | 0  | 0.0      | 0   | 0   | 0   | 0  | 0  | 0  | 0  | 0  | 0   |
| ATL 11/17  | W    | 1/1   | 5  | 5  | 0  | 0.0      | 0   | 0   | 0   | 0  | 1  | 0  | 1  | 0  | 0   |
| @DET 11/24 | W    | 1/1   | 7  | 6  | 1  | 0.0      | 0   | 0   | 0   | 0  | 0  | 0  | 0  | 0  | 0   |
| @CAR 12/1  | L    | 1/1   | 10 | 5  | 5  | 0.0      | 0   | 0   | 0   | 0  | 0  | 0  | 0  | 0  | 0   |
| BUF 12/8   | W    | 1/1   | 4  | 4  | 0  | 1.0      | 1   | 0   | 0   | 0  | 0  | 0  | 0  | 0  | 0   |
| SF 12/15   | L    | 1/1   | 2  | 2  | 0  | 0.0      | 0   | 0   | 0   | 0  | 1  | 0  | 0  | 0  | 0   |
| @STL 12/22 |      |       |    |    |    | Inactive |     |     |     |    |    |    |    |    |     |
| @NO 12/29  |      |       |    |    |    | Inactive |     |     |     |    |    |    |    |    |     |
| TOTAL      | 4-12 | 14/14 | 88 | 70 | 18 | 2.0      | 9.5 | 2   | 0   | 0  | 0  | 6  | 0  | 1  | 0   |

## 2014 TAMPA BAY BUCCANEERS

| Game      | W/L | P/S | T  | S  | A  | Sk  | Yds | Int | Yds | Lg | TD | PD | FF | FR | Yds |
|-----------|-----|-----|----|----|----|-----|-----|-----|-----|----|----|----|----|----|-----|
| CAR 9/7   | L   | 1/1 | 7  | 5  | 2  | 0.0 | 0   | 0   | 0   | 0  | 0  | 0  | 0  | 0  | 0   |
| STL 9/14  | L   | 1/1 | 8  | 6  | 2  | 0.0 | 0   | 0   | 0   | 0  | 0  | 1  | 0  | 0  | 0   |
| @ATL 9/18 | L   | 1/1 | 7  | 6  | 1  | 0.0 | 0   | 0   | 0   | 0  | 0  | 0  | 0  | 1  | 8   |
| @PIT 9/28 | W   | 1/1 | 7  | 5  | 2  | 0.0 | 0   | 0   | 0   | 0  | 0  | 0  | 0  | 0  | 0   |
| @NO 10/5  | L   | 1/1 | 9  | 6  | 3  | 0.0 | 0   | 0   | 0   | 0  | 0  | 2  | 0  | 0  | 0   |
| BAL 10/12 | L   | 1/1 | 7  | 4  | 3  | 0.0 | 0   | 0   | 0   | 0  | 0  | 0  | 0  | 0  | 0   |
| MIN 10/26 | L   | 1/1 | 3  | 2  | 1  | 0.0 | 0   | 0   | 0   | 0  | 0  | 0  | 0  | 0  | 0   |
| TOTAL     | 1-6 | 7/7 | 48 | 34 | 14 | 0.0 | 0   | 0   | 0   | 0  | 0  | 3  | 0  | 1  | 8   |

## 2012 TAMPA BAY BUCCANEERS

| Game       | W/L | P/S | T  | S | A | Sk  | Yds | Int | Yds | Lg | TD | PD | FF | FR | Yds |
|------------|-----|-----|----|---|---|-----|-----|-----|-----|----|----|----|----|----|-----|
| CAR 9/9    | W   | 1/1 | 3  | 3 | 0 | 0.0 | 0   | 0   | 0   | 0  | 0  | 2  | 0  | 0  | 0   |
| @NYG 9/14  | L   | 1/1 | 10 | 6 | 4 | 0.0 | 0   | 0   | 0   | 0  | 0  | 2  | 0  | 0  | 0   |
| @DAL 9/23  | L   | 1/1 | 6  | 6 | 0 | 0.0 | 0   | 0   | 0   | 0  | 0  | 1  | 0  | 0  | 0   |
| WAS 10/30  | L   | 1/1 | 8  | 7 | 1 | 0.0 | 0   | 0   | 0   | 0  | 0  | 0  | 1  | 0  | 0   |
| KC 10/14   | W   | 1/1 | 8  | 6 | 2 | 0.0 | 0   | 1   | 12  | 12 | 0  | 1  | 0  | 0  | 0   |
| NO 10/21   | L   | 1/1 | 7  | 6 | 1 | 0.0 | 0   | 0   | 0   | 0  | 0  | 1  | 0  | 0  | 0   |
| @MIN 10/25 | W   | 1/1 | 2  | 1 | 1 | 0.0 | 0</ |     |     |    |    |    |    |    |     |





# 98 | CONNOR BARWIN

|             |                     |
|-------------|---------------------|
| Position:   | Outside Linebacker  |
| Ht./Wt.:    | 6-4/255             |
| Birth Date: | 10/15/86            |
| College:    | Cincinnati          |
| Hometown:   | Southfield, Mich.   |
| Experience: | 9th year (1st Rams) |
| Acquired:   | FA-2017             |

Career GP/GS (Playoffs): 120/103 (5/5)



**TRANSACTIONS:** Signed with the Los Angeles Rams as a free agent (3/16/17)...released from Philadelphia (3/9/17)...signed as an unrestricted free agent with Philadelphia (3/14/13)...signed with the Eagles as an unrestricted free agent (3/14/13), declared a free agent in Houston (3/12/13)...signed with the Texans (7/31/09)...selected in the second round of the 2009 NFL Draft by the Houston Texans (46th overall) on 4/25/09.

**PRO:** Nine-year vet has started in 103-of-120 games, including five postseason match-ups...collected 439 tackles (273 solo), 53.5 sacks, and one interception...tallied 42 career passes defended, including six forced fumbles, while recovering three... spent his first four seasons as a member of the Houston Texans, after spending his last four years in Philadelphia...collected 20 postseason tackles (13 solo) and two passes defended...selected to the 2015 NFL Pro Bowl as an outside linebacker as a member of the Eagles defense.

**2017 SEASON:** **Week 7 vs. Arizona (10/22):** Started at outside linebacker...**Week 6 at Jacksonville (10/16):** Started at outside linebacker...recorded six tackles (two solo), including one for loss...also had 1.0 sack and one hit on the quarterback...**Week 5 vs. Seattle (10/8):** Started at outside linebacker...notched two tackles (one solo)...**Week 4 at Dallas (10/1):** Started at outside linebacker...tallied one sack and two tackles (one solo)...**Week 3 at San Francisco (9/21):** Started at outside linebacker...registered six tackles (three solo), one tackle for loss, one sack and one quarterback hit...**Week 2 vs. Washington (9/17):** Started at outside linebacker...made seven tackles (five solo)...**Week 1 vs. Indianapolis (9/10):** Started at outside linebacker...registered one assisted tackle.

**2016 SEASON:** Saw action in every game as a member of the Eagles defense...registered 34 tackles (20 solo), including 5.0 sacks, six tackles for loss, and forced one fumble...**vs. Cleveland (9/11):** Sacked Browns QB Robert Griffin III in the season opener...**vs. Minnesota (10/23):** Sacked QB Sam Bradford forcing him to fumble, which was recovered by the Eagles...**at Dallas (10/30):** Dropped QB Dak Prescott for a 10-yard loss.

**2015 SEASON:** Started all 16 regular season games at defensive end...**vs. Dallas (9/20):** Notched six tackles (four solo), including 1.0 sack on QB Tony Romo...**at New York Jets (9/27):** Recorded six tackles (four solo)...sacked QB Ryan Fitzpatrick once...**at New England (12/6):** Posted 2.0 sacks on QB Tom Brady, including four quarterback pressures...**at New York Giants (1/3/16):** Sacked and forced a fumble on QB Eli Manning that was returned 83 yards for a touchdown.

**2014 SEASON:** Started 16 games of the regular season...selected to his first Pro Bowl as a linebacker...also earned second-team All-Pro honors...led the NFC and ranked fourth in the NFL with a career-high 14.5 sacks, the most ever by an Eagle linebacker...earned NFC Defensive Player of the Month honors in November with 6.5 sacks and 24 tackles...**at San Francisco (9/28):** Racked up seven tackles (five solo), including two split sacks on QB Colin Kaepernick...**vs. St. Louis Rams (10/5):** Posted two sacks on QB Austin Davis...**vs. New York Giants (10/12):** Notched 3.0 sacks of QB Eli Manning and forced one fumble...**at Houston (11/2):** Recorded a sack on Texans QB Ryan Fitzpatrick, along with two pass break-ups...**vs. Carolina (11/10):** Tallied 3.5 sacks on QB Cam Newton, the second best single-game total ever by an Eagles linebacker...**vs. Tennessee (11/23):** Posted his fourth two-plus sack game of the year, with 2.0 sacks on QB Zach Mettenberger...**vs. Seattle (12/7):** Equaled his career-high in tackles with 12 total, including a sack on QB Russell Wilson.

**2013 SEASON:** Started 15-of-16 regular season games, including two postseason match-ups...finished the year ranked second on the team in sacks (5.0), tackles-for-loss (nine), and third in pass deflections (10)...according to Pro Football Focus, led all NFL 3-4 outside linebackers with seven batted passes...recorded a career-best 82 tackles...**vs. San Diego (9/15):** Recorded seven tackles (six solo), including a sack on QB Philip Rivers...**vs. Kansas City (9/19):** Notched a sack in back-to-back games, after bringing down QB Alex Smith once...**at Tampa Bay (10/13):** Recorded one sack on QB Mike Glennon...**at Oakland (11/3):** Snagged his first career interception as he picked off QB Terrelle Pryor in the fourth quarter...**vs. Washington (11/17):** Garnered a career-high 12 tackles...made a game-changing play as he sacked and forced a fumble on QB Robert Griffin III as Washington was deep in Eagles territory...**vs. Detroit (12/8):** Recovered a fumble of RB Joique Bell on the Eagles 20-yard line, thwarting a Lions drive.

**2012 SEASON:** Finished his Houston career fourth in Texans history with 19.0 sacks, including 11.5 in 2011...**at Denver (9/23):** Tallied four tackles (two solo), and recovered a fumble to seal a victory...**vs. Baltimore (10/21):** Registered his first sack of the season and his first safety when he brought down QB Joe Flacco in the end zone in the first quarter...**vs. Buffalo (12/8):** Recorded six tackles (three solo), including a sack on QB Ryan Fitzpatrick...**vs. Indianapolis (12/16):** Notched five tackles (three solo) and one pass defended, while sacking QB Andrew Luck one time.

**2011 SEASON:** Started all 16 games for the first time in his career...tied for third in the AFC with a team-best 11.5 sacks...



became the second Texan to record double-digit sacks in a season...received AFC Player of the Month honors in November after recording 6.5 sacks over three games in the month...named to the 2011 *USA Today* All-Joe team, after posting a career-high 11.5 sacks during his first year as an outside linebacker...**vs. Pittsburgh (10/2)**: Sacked QB Ben Roethlisberger for a five-yard loss and knocked down a fourth-down pass, in addition to his four tackles (three solo)...**at Tampa Bay (11/13)**: Notched three tackles, including 1.5 sacks of QB Josh Freeman...**at Jacksonville (11/27)**: Registered a franchise-best four sacks of quarterbacks Blaine Gabbert and Luke McCown...**at Cincinnati (12/11)**: Recorded a sack-fumble on QB Andy Dalton, that led to a touchdown and started a second-half comeback to clinch the AFC South title...**vs. Carolina (12/18)**: Had three tackles (two solo), including one sack on QB Cam Newton.

**2010 SEASON**: Dislocated his ankle in the season opener (9/12/10), and was placed on injured reserve (9/15/10).

**2009 SEASON**: Appeared in all 16 games as a rookie and finished the season with 18 tackles (13 solo), 4.5 sacks, four passes defenses, and a fumble recovery...led all rookie defensive ends with 4.5 sacks...**vs. New York Jets (9/13)**: Made his NFL debut and recorded his first tackle...**at Cincinnati (10/8)**: Sacked QB Carson Palmer for a nine-yard loss for his first career sack...**at Jacksonville (12/6)**: Registered a half-sack on QB David Garrard...**at St. Louis Rams (12/20)**: Notched a crucial sack of QB Keith Null for an 11-yard loss to end the Rams' fourth-quarter drive...**at New England (1/3/10)**: Recorded three solo tackles, including a sack on QB Brian Hoyer.

**COLLEGE**: In 51 games, started 16 contests at Cincinnati (14 at defensive end, one at tight end and one at halfback)...shifted to the defensive line as a senior and produced 66 tackles with 12.0 sacks, 18 tackles for loss and a league-high 20 quarterback pressures...earned first-team All-American and All-Big East Conference honors as a senior after collecting 12.0 sacks, which ranked third in the school's single-season annals...blocked five career kicks, recovered three fumbles and deflected eight passes during his career...finished his career with 53 receptions for 692 yards and six touchdowns and had three career punt returns for 38 yards...walked on to the Bearcat basketball team and saw action in 39 games over two seasons with the team.

**PERSONAL**: First-team all-state selection as a high school senior, and also earned all-league, all-Catholic, and all-district honors...received team's offensive and defensive MVP honors as a senior...was inducted into the University of Detroit Jesuit High School's inaugural Hall of Fame class in 2014...son of Tom Barwin and Margaret Bailey...has three older brothers: Sean, Joe, and Patrick.

## CONNOR BARWIN NFL STATISTICS

### REGULAR SEASON

| Year         | Team         | G/S            | Tackles    |            | Interceptions |             |              | Fumbles  |           |           |          | FF        | FR       | Yds      |          |
|--------------|--------------|----------------|------------|------------|---------------|-------------|--------------|----------|-----------|-----------|----------|-----------|----------|----------|----------|
|              |              |                | Total      | Solo       | Asst          | Sk          | Yds          | Int      | Yds       | Lg        | TD       |           |          |          | PD       |
| 2009         | Houston      | 16/0           | 18         | 13         | 5             | 4.5         | 43.0         | 0        | 0         | 0         | 0        | 4         | 0        | 1        | 0        |
| 2010         | Houston      | 1/0            | 0          | 0          | 0             | 0.0         | 0.0          | 0        | 0         | 0         | 0        | 0         | 0        | 0        | 0        |
| 2011         | Houston      | 16/16          | 47         | 34         | 13            | 11.5        | 78.5         | 0        | 0         | 0         | 0        | 7         | 1        | 0        | 0        |
| 2012         | Houston      | 16/16          | 65         | 39         | 26            | 3.0         | 15.0         | 0        | 0         | 0         | 0        | 5         | 0        | 1        | 0        |
| 2013         | Philadelphia | 16/16          | 82         | 51         | 31            | 5.0         | 30.0         | 1        | -2        | -2        | 0        | 10        | 1        | 1        | 0        |
| 2014         | Philadelphia | 16/16          | 83         | 52         | 31            | 14.5        | 104.0        | 0        | 0         | 0         | 0        | 6         | 2        | 0        | 0        |
| 2015         | Philadelphia | 16/16          | 79         | 47         | 32            | 7.0         | 39.0         | 0        | 0         | 0         | 0        | 8         | 1        | 0        | 0        |
| 2016         | Philadelphia | 16/16          | 41         | 25         | 16            | 5.0         | 52.0         | 0        | 0         | 0         | 1        | 2         | 1        | 0        | 0        |
| 2017         | RAMS         | 7/7            | 24         | 12         | 12            | 3.0         | 18.0         | 0        | 0         | 0         | 0        | 0         | 0        | 0        | 0        |
| <b>Total</b> |              | <b>120/103</b> | <b>439</b> | <b>273</b> | <b>166</b>    | <b>53.5</b> | <b>379.5</b> | <b>1</b> | <b>-2</b> | <b>-2</b> | <b>0</b> | <b>42</b> | <b>6</b> | <b>3</b> | <b>0</b> |

### POSTSEASON SEASON

| Year         | Team         | G/S        | Tackles   |           | Interceptions |            |          | Fumbles  |          |          |          | FF       | FR       | Yds      |          |
|--------------|--------------|------------|-----------|-----------|---------------|------------|----------|----------|----------|----------|----------|----------|----------|----------|----------|
|              |              |            | Total     | Solo      | Asst          | Sk         | Yds      | Int      | Yds      | Lg       | TD       |          |          |          | PD       |
| 2011         | Houston      | 2/2        | 5         | 5         | 0             | 0.0        | 0        | 0        | 0        | 0        | 0        | 0        | 0        | 0        | 0        |
| 2012         | Houston      | 2/2        | 9         | 5         | 4             | 0.0        | 0        | 0        | 0        | 0        | 0        | 1        | 0        | 0        | 0        |
| 2013         | Philadelphia | 1/1        | 6         | 3         | 3             | 0.0        | 0        | 0        | 0        | 0        | 0        | 1        | 0        | 0        | 0        |
| <b>Total</b> |              | <b>5/5</b> | <b>20</b> | <b>13</b> | <b>7</b>      | <b>0.0</b> | <b>0</b> | <b>0</b> | <b>0</b> | <b>0</b> | <b>0</b> | <b>2</b> | <b>0</b> | <b>0</b> | <b>0</b> |

### SINGLE GAME HIGHS

Total Tackles – 12, twice, last vs. Seattle (12/7/14)  
 Solo Tackles – 7, at Jacksonville (11/27/11)  
 Sacks - 4.0, at Jacksonville (11/27/11)  
 Forced Fumbles - 1, six times, last vs. Minnesota (10/23/16)  
 Fumble Recoverys - 1, four times, last vs. Detroit (12/8/13)

# CONNOR BARWIN GAME-BY-GAME STATISTICS

## 2017 LOS ANGELES RAMS

| Game          | W/L        | P/S        | T         | S         | A         | Sk         | Yds         | Int      | Yds      | Lg       | TD       | PD       | FF       | FR       | Yds      |
|---------------|------------|------------|-----------|-----------|-----------|------------|-------------|----------|----------|----------|----------|----------|----------|----------|----------|
| IND 9/10      | W          | 1/1        | 1         | 0         | 1         | 0.0        | 0.0         | 0        | 0        | 0        | 0        | 0        | 0        | 0        | 0        |
| WAS 9/17      | L          | 1/1        | 7         | 5         | 2         | 0.0        | 0.0         | 0        | 0        | 0        | 0        | 0        | 0        | 0        | 0        |
| @SF 9/21      | W          | 1/1        | 6         | 3         | 3         | 1.0        | 7.0         | 0        | 0        | 0        | 0        | 0        | 0        | 0        | 0        |
| @DAL 10/1     | W          | 1/1        | 2         | 1         | 1         | 1.0        | 4.0         | 0        | 0        | 0        | 0        | 0        | 0        | 0        | 0        |
| SEA 10/8      | L          | 1/1        | 2         | 1         | 1         | 0.0        | 0.0         | 0        | 0        | 0        | 0        | 0        | 0        | 0        | 0        |
| @JAC 10/15    | W          | 1/1        | 6         | 2         | 4         | 1.0        | 7.0         | 0        | 0        | 0        | 0        | 0        | 0        | 0        | 0        |
| ARI 10/22     | W          | 1/1        | 0         | 0         | 0         | 0.0        | 0.0         | 0        | 0        | 0        | 0        | 0        | 0        | 0        | 0        |
| @NYG 11/5     | 0/0        | 0          | 0         | 0         | 0         | 0.0        | 0.0         | 0        | 0        | 0        | 0        | 0        | 0        | 0        | 0        |
| HOU 11/12     | 0/0        | 0          | 0         | 0         | 0         | 0.0        | 0.0         | 0        | 0        | 0        | 0        | 0        | 0        | 0        | 0        |
| @MIN 11/19    | 0/0        | 0          | 0         | 0         | 0         | 0.0        | 0.0         | 0        | 0        | 0        | 0        | 0        | 0        | 0        | 0        |
| NO 11/26      | 0/0        | 0          | 0         | 0         | 0         | 0.0        | 0.0         | 0        | 0        | 0        | 0        | 0        | 0        | 0        | 0        |
| @ARI 12/2     | 0/0        | 0          | 0         | 0         | 0         | 0.0        | 0.0         | 0        | 0        | 0        | 0        | 0        | 0        | 0        | 0        |
| PHI 12/10     | 0/0        | 0          | 0         | 0         | 0         | 0.0        | 0.0         | 0        | 0        | 0        | 0        | 0        | 0        | 0        | 0        |
| @SEA 12/17    | 0/0        | 0          | 0         | 0         | 0         | 0.0        | 0.0         | 0        | 0        | 0        | 0        | 0        | 0        | 0        | 0        |
| @TEN 12/24    | 0/0        | 0          | 0         | 0         | 0         | 0.0        | 0.0         | 0        | 0        | 0        | 0        | 0        | 0        | 0        | 0        |
| SF 12/31      | 0/0        | 0          | 0         | 0         | 0         | 0.0        | 0.0         | 0        | 0        | 0        | 0        | 0        | 0        | 0        | 0        |
| <b>TOTALS</b> | <b>5-2</b> | <b>7/7</b> | <b>24</b> | <b>12</b> | <b>12</b> | <b>3.0</b> | <b>18.0</b> | <b>0</b> | <b>0</b> | <b>0</b> | <b>0</b> | <b>0</b> | <b>0</b> | <b>0</b> | <b>0</b> |

## 2016 PHILADELPHIA EAGLES

| Game          | W/L        | P/S          | T         | S         | A         | Sk         | Yds         | Int      | Yds      | Lg       | TD       | PD       | FF       | FR       | Yds      |
|---------------|------------|--------------|-----------|-----------|-----------|------------|-------------|----------|----------|----------|----------|----------|----------|----------|----------|
| CLE 9/11      | W          | 1/1          | 2         | 2         | 0         | 1.0        | 10          | 0        | 0        | 0        | 0        | 0        | 0        | 0        | 0        |
| @CHI 9/19     | W          | 1/1          | 0         | 0         | 0         | 0.0        | 0           | 0        | 0        | 0        | 0        | 0        | 0        | 0        | 0        |
| PIT 9/25      | W          | 1/1          | 1         | 1         | 0         | 0.0        | 0           | 0        | 0        | 0        | 0        | 0        | 0        | 0        | 0        |
| @DET 10/9     | L          | 1/1          | 5         | 2         | 3         | 0.0        | 0           | 0        | 0        | 0        | 0        | 0        | 0        | 0        | 0        |
| @WAS 10/16    | L          | 1/1          | 4         | 1         | 3         | 0.0        | 0           | 0        | 0        | 0        | 0        | 0        | 0        | 0        | 0        |
| MINN 10/23    | W          | 1/1          | 5         | 5         | 0         | 1.0        | 7           | 0        | 0        | 0        | 0        | 0        | 0        | 0        | 0        |
| @DAL 10/30    | L          | 1/1          | 2         | 1         | 1         | 1.0        | 10          | 0        | 0        | 0        | 0        | 0        | 0        | 0        | 0        |
| @NYG 11/6     | L          | 1/1          | 2         | 1         | 1         | 0.0        | 0           | 0        | 0        | 0        | 0        | 2        | 0        | 0        | 0        |
| ATL 11/13     | W          | 1/1          | 2         | 2         | 0         | 1.0        | 6           | 0        | 0        | 0        | 0        | 0        | 0        | 0        | 0        |
| @SEA 11/20    | L          | 1/1          | 3         | 2         | 1         | 0.0        | 0           | 0        | 0        | 0        | 0        | 0        | 0        | 0        | 0        |
| GB 11/28      | L          | 1/1          | 2         | 0         | 2         | 0.0        | 0           | 0        | 0        | 0        | 0        | 0        | 0        | 0        | 0        |
| @CIN 12/4     | L          | 1/1          | 3         | 2         | 1         | 0.0        | 0           | 0        | 0        | 0        | 0        | 0        | 0        | 0        | 0        |
| WAS 12/11     | L          | 1/1          | 1         | 0         | 1         | 0.0        | 0           | 0        | 0        | 0        | 0        | 0        | 0        | 0        | 0        |
| @BAL 12/18    | L          | 1/1          | 1         | 1         | 0         | 0.0        | 0           | 0        | 0        | 0        | 0        | 0        | 0        | 0        | 0        |
| NYG 12/22     | W          | 1/1          | 5         | 4         | 1         | 0.0        | 0           | 0        | 0        | 0        | 0        | 0        | 0        | 0        | 0        |
| DAL 11/17     | W          | 1/1          | 3         | 1         | 2         | 1.0        | 19          | 0        | 0        | 0        | 0        | 0        | 0        | 0        | 0        |
| <b>TOTALS</b> | <b>7-9</b> | <b>16/16</b> | <b>41</b> | <b>25</b> | <b>16</b> | <b>5.0</b> | <b>52.0</b> | <b>0</b> | <b>0</b> | <b>0</b> | <b>0</b> | <b>2</b> | <b>0</b> | <b>0</b> | <b>0</b> |

## 2015 PHILADELPHIA EAGLES

| Game         | W/L        | P/S          | T         | S         | A         | Sk         | Yds       | Int      | Yds      | Lg       | TD       | PD       | FF       | FR       | Yds      |
|--------------|------------|--------------|-----------|-----------|-----------|------------|-----------|----------|----------|----------|----------|----------|----------|----------|----------|
| @ATL 9/14    | L          | 1/1          | 5         | 3         | 2         | 0.0        | 0         | 0        | 0        | 0        | 1        | 0        | 0        | 0        | 0        |
| DAL 9/20     | L          | 1/1          | 6         | 4         | 2         | 1.0        | 6         | 0        | 0        | 0        | 0        | 0        | 0        | 0        | 0        |
| @NYJ 9/27    | W          | 1/1          | 6         | 4         | 2         | 1.0        | 7         | 0        | 0        | 0        | 0        | 0        | 0        | 0        | 0        |
| @WAS 10/4    | L          | 1/1          | 4         | 1         | 3         | 0.0        | 0         | 0        | 0        | 0        | 0        | 0        | 0        | 0        | 0        |
| NO 10/11     | W          | 1/1          | 3         | 2         | 1         | 0.0        | 0         | 0        | 0        | 0        | 0        | 0        | 0        | 0        | 0        |
| NYG 10/19    | W          | 1/1          | 2         | 1         | 1         | 0.0        | 0         | 0        | 0        | 0        | 0        | 0        | 0        | 0        | 0        |
| @CAR 10/25   | L          | 1/1          | 2         | 1         | 1         | 0.0        | 0         | 0        | 0        | 0        | 0        | 0        | 0        | 0        | 0        |
| @DAL 11/8    | W          | 1/1          | 4         | 4         | 0         | 1.0        | 1         | 0        | 0        | 0        | 0        | 0        | 0        | 0        | 0        |
| MIA 11/15    | L          | 1/1          | 8         | 4         | 4         | 0.5        | 4.5       | 0        | 0        | 0        | 1        | 0        | 0        | 0        | 0        |
| TB 11/22     | L          | 1/1          | 10        | 6         | 4         | 0.0        | 0         | 0        | 0        | 0        | 2        | 0        | 0        | 0        | 0        |
| @DET 11/26   | L          | 1/1          | 6         | 3         | 3         | 0.0        | 0         | 0        | 0        | 0        | 2        | 0        | 0        | 0        | 0        |
| @NE 12/6     | W          | 1/1          | 6         | 4         | 2         | 2.0        | 14        | 0        | 0        | 0        | 0        | 0        | 0        | 0        | 0        |
| BUF 12/13    | W          | 1/1          | 4         | 4         | 0         | 0.0        | 0         | 0        | 0        | 0        | 2        | 0        | 0        | 0        | 0        |
| ARI 12/20    | L          | 1/1          | 4         | 1         | 3         | 0.5        | 3.5       | 0        | 0        | 0        | 0        | 0        | 0        | 0        | 0        |
| WAS 12/26    | L          | 1/1          | 7         | 3         | 4         | 0.0        | 0         | 0        | 0        | 0        | 0        | 0        | 0        | 0        | 0        |
| @NYG 1/3/16  | W          | 1/1          | 2         | 2         | 0         | 1.0        | 3         | 0        | 0        | 0        | 0        | 1        | 0        | 0        | 0        |
| <b>TOTAL</b> | <b>7-9</b> | <b>16/16</b> | <b>79</b> | <b>47</b> | <b>32</b> | <b>7.0</b> | <b>39</b> | <b>0</b> | <b>0</b> | <b>0</b> | <b>8</b> | <b>1</b> | <b>0</b> | <b>0</b> | <b>0</b> |

## 2014 PHILADELPHIA EAGLES

| Game         | W/L         | P/S          | T         | S         | A         | Sk          | Yds        | Int      | Yds      | Lg       | TD       | PD       | FF       | FR       | Yds      |
|--------------|-------------|--------------|-----------|-----------|-----------|-------------|------------|----------|----------|----------|----------|----------|----------|----------|----------|
| JAC 9/7      | W           | 1/1          | 2         | 2         | 0         | 0.0         | 0          | 0        | 0        | 0        | 0        | 2        | 0        | 0        | 0        |
| @IND 9/15    | W           | 1/1          | 5         | 1         | 4         | 0.0         | 0          | 0        | 0        | 0        | 0        | 0        | 0        | 0        | 0        |
| WAS 9/21     | W           | 1/1          | 3         | 1         | 2         | 0.0         | 0          | 0        | 0        | 0        | 0        | 0        | 0        | 0        | 0        |
| @SF 9/28     | L           | 1/1          | 5         | 4         | 1         | 1.0         | 9          | 0        | 0        | 0        | 0        | 0        | 0        | 0        | 0        |
| STL 10/5     | W           | 1/1          | 5         | 3         | 2         | 2.0         | 12         | 0        | 0        | 0        | 1        | 0        | 0        | 0        | 0        |
| NYG 10/12    | W           | 1/1          | 6         | 5         | 1         | 3.0         | 19         | 0        | 0        | 0        | 0        | 0        | 0        | 1        | 0        |
| @ARI 10/26   | L           | 1/1          | 3         | 1         | 2         | 0.0         | 0          | 0        | 0        | 0        | 0        | 0        | 0        | 0        | 0        |
| @HOU 11/2    | W           | 1/1          | 3         | 2         | 1         | 1.0         | 6          | 0        | 0        | 0        | 2        | 0        | 0        | 0        | 0        |
| CAR 11/10    | W           | 1/1          | 11        | 5         | 6         | 3.5         | 27         | 0        | 0        | 0        | 0        | 0        | 0        | 0        | 0        |
| @GB 11/16    | L           | 1/1          | 2         | 2         | 0         | 0.0         | 0          | 0        | 0        | 0        | 0        | 0        | 0        | 0        | 0        |
| TEN 11/23    | W           | 1/1          | 4         | 4         | 0         | 2.0         | 23         | 0        | 0        | 0        | 1        | 1        | 0        | 0        | 0        |
| @DAL 11/27   | W           | 1/1          | 4         | 4         | 0         | 0.0         | 0          | 0        | 0        | 0        | 0        | 0        | 0        | 0        | 0        |
| SEA 12/7     | L           | 1/1          | 12        | 7         | 5         | 1.0         | 4          | 0        | 0        | 0        | 0        | 0        | 0        | 0        | 0        |
| DAL 12/14    | L           | 1/1          | 10        | 7         | 3         | 1.0         | 4          | 0        | 0        | 0        | 0        | 0        | 0        | 0        | 0        |
| @WAS 12/20   | L           | 1/1          | 5         | 3         | 2         | 0.0         | 0          | 0        | 0        | 0        | 0        | 0        | 0        | 0        | 0        |
| @NYG 12/28   | W           | 1/1          | 3         | 1         | 2         | 0.0         | 0          | 0        | 0        | 0        | 0        | 0        | 0        | 0        | 0        |
| <b>TOTAL</b> | <b>10-6</b> | <b>16/16</b> | <b>83</b> | <b>52</b> | <b>31</b> | <b>14.5</b> | <b>104</b> | <b>0</b> | <b>0</b> | <b>0</b> | <b>6</b> | <b>2</b> | <b>0</b> | <b>0</b> | <b>0</b> |

## 2013 PHILADELPHIA EAGLES

| Game         | W/L         | P/S          | T         | S         | A         | Sk         | Yds       | Int      | Yds      | Lg       | TD        | PD       | FF       | FR       | Yds      |
|--------------|-------------|--------------|-----------|-----------|-----------|------------|-----------|----------|----------|----------|-----------|----------|----------|----------|----------|
| @WAS 9/9     | W           | 1/1          | 4         | 3         | 1         | 0.0        | 0         | 0        | 0        | 0        | 1         | 0        | 0        | 0        | 0        |
| SD 9/15      | L           | 1/1          | 9         | 6         | 3         | 1.0        | 6         | 0        | 0        | 0        | 0         | 0        | 0        | 0        | 0        |
| KC 9/19      | L           | 1/1          | 5         | 4         | 1         | 1.0        | 4         | 0        | 0        | 0        | 1         | 0        | 0        | 0        | 0        |
| @DEN 9/29    | L           | 1/1          | 5         | 5         | 0         | 0.0        | 0         | 0        | 0        | 0        | 0         | 0        | 0        | 0        | 0        |
| @NYG 10/6    | W           | 1/1          | 4         | 2         | 2         | 0.0        | 0         | 0        | 0        | 0        | 1         | 0        | 0        | 0        | 0        |
| @TB 10/13    | W           | 1/1          | 6         | 5         | 1         | 1.0        | 11        | 0        | 0        | 0        | 0         | 0        | 0        | 0        | 0        |
| DAL 10/20    | L           | 1/1          | 6         | 3         | 3         | 0.0        | 0         | 0        | 0        | 0        | 0         | 0        | 0        | 0        | 0        |
| NYG 10/27    | L           | 1/1          | 3         | 0         | 3         | 0.0        | 0         | 0        | 0        | 0        | 3         | 0        | 0        | 0        | 0        |
| @OAK 11/3    | W           | 1/1          | 2         | 0         | 2         | 0.0        | 0         | 1        | 0        | 0        | 1         | 0        | 0        | 0        | 0        |
| @GB 11/10    | W           | 1/1          | 6         | 4         | 2         | 0.0        | 0         | 0        | 0        | 0        | 1         | 1        | 0        | 0        | 0        |
| WAS 11/17    | W           | 1/1          | 12        | 5         | 7         | 1.0        | 8         | 0        | 0        | 0        | 1         | 0        | 0        | 0        | 0        |
| ARI 12/1     | W           | 1/1          | 5         | 2         | 3         | 0.0        | 0         | 0        | 0        | 0        | 0         | 0        | 0        | 0        | 0        |
| DET 12/8     | W           | 1/1          | 6         | 5         | 1         | 0.0        | 0         | 0        | 0        | 0        | 0         | 0        | 0        | 1        | 0        |
| @MIN 12/15   | L           | 1/1          | 5         | 3         | 2         | 1.0        | 1         | 0        | 0        | 0        | 0         | 0        | 0        | 0        | 0        |
| CHI 12/22    | W           | 1/1          | 2         | 2         | 0         | 0.0        | 0         | 0        | 0        | 0        | 0         | 0        | 0        | 0        | 0        |
| @DAL 12/29   | W           | 1/1          | 2         | 2         | 0         | 0.0        | 0         | 0        | 0        | 0        | 1         | 0        | 0        | 0        | 0        |
| <b>TOTAL</b> | <b>10-6</b> | <b>16/16</b> | <b>82</b> | <b>51</b> | <b>31</b> | <b>5.0</b> | <b>30</b> | <b>1</b> | <b>0</b> | <b>0</b> | <b>10</b> | <b>1</b> | <b>1</b> | <b>0</b> | <b>0</b> |

### POSTSEASON


|               |            |            |          |          |          |            |          |          |          |          |          |          |          |          |          |
|---------------|------------|------------|----------|----------|----------|------------|----------|----------|----------|----------|----------|----------|----------|----------|----------|
| NO 1/4/14     | L          | 1/1        | 6        | 3        | 3        | 0.0        | 0        | 0        | 0        | 0        | 1        | 0        | 0        | 0        | 0        |
| <b>TOTALS</b> | <b>0-1</b> | <b>1/1</b> | <b>6</b> | <b>3</b> | <b>3</b> | <b>0.0</b> | <b>0</b> | <b>0</b> | <b>0</b> | <b>0</b> | <b>1</b> | <b>0</b> | <b>0</b> | <b>0</b> | <b>0</b> |

## 2012 HOUSTON TEXANS

| Game      | W/L | P/S | T | S | A | Sk  | Yds | Int | Yds | Lg | TD | PD | FF | FR | Yds |
|-----------|-----|-----|---|---|---|-----|-----|-----|-----|----|----|----|----|----|-----|
| MIA 9/9   | W   | 1/1 | 4 | 3 | 0 | 0.0 | 0   | 0   | 0   | 0  | 0  | 0  | 0  | 0  | 0   |
| @JAC 9/16 | W   | 1/1 | 4 | 1 | 0 | 0.0 | 0   | 0   | 0   | 0  | 0  | 0  | 0  | 0  | 0   |
| @DEN 9/23 | W   | 1/1 | 4 | 2 | 0 | 0.0 | 0   | 0   | 0   | 0  | 0  | 0  | 0  | 0  | 1   |
| TEN 9/30  | W   | 1/1 | 1 | 0 | 0 | 0.0 | 0   | 0   | 0   | 0  | 0  | 0  | 0  | 0  | 0   |
| @NYJ 10/8 | W   | 1/1 | 5 | 3 | 2 | 0.0 | 0   | 0   | 0   | 0  | 0  | 1  | 0  | 0  | 0   |
| GB 10/14  | L   | 1/1 | 5 | 2 | 0 | 0.0 | 0   | 0   | 0   | 0  | 0  | 0  | 0  | 0  | 0   |
| BAL 10/21 | W   | 1/1 | 4 | 4 | 0 | 1.0 | 7   | 0   | 0   | 0  | 1  | 0  | 0  | 0  | 0   |
| BUF 11/4  | W   | 1/1 | 6 | 3 | 1 | 1.0 |     |     |     |    |    |    |    |    |     |

# CONNOR BARWIN GAME-BY-GAME STATISTICS CONTINUED

| 2009 HOUSTON TEXANS |     |      |    |    |   |     |     |     |     |    |    |    |    |    |     |
|---------------------|-----|------|----|----|---|-----|-----|-----|-----|----|----|----|----|----|-----|
| Game                | W/L | P/S  | T  | S  | A | Sk  | Yds | Int | Yds | Lg | TD | PD | FF | FR | Yds |
| NYJ 9/13            | L   | 1/0  | 1  | 1  | 0 | 0.0 | 0   | 0   | 0   | 0  | 0  | 0  | 0  | 0  | 0   |
| @TEN 9/20           | W   | 1/0  | 0  | 0  | 0 | 0.0 | 0   | 0   | 0   | 0  | 0  | 0  | 0  | 0  | 0   |
| JAC 9/27            | L   | 1/0  | 1  | 0  | 1 | 0.0 | 0   | 0   | 0   | 0  | 0  | 0  | 0  | 0  | 0   |
| OAK 10/4            | W   | 1/0  | 1  | 0  | 1 | 0.0 | 0   | 0   | 0   | 0  | 0  | 1  | 0  | 0  | 0   |
| @ARI 10/11          | L   | 1/0  | 1  | 1  | 0 | 0.0 | 0   | 0   | 0   | 0  | 0  | 1  | 0  | 0  | 0   |
| @CIN 10/18          | W   | 1/0  | 2  | 2  | 0 | 1.0 | 9   | 0   | 0   | 0  | 0  | 0  | 0  | 0  | 0   |
| SF 10/25            | W   | 1/0  | 1  | 1  | 0 | 0.0 | 0   | 0   | 0   | 0  | 0  | 0  | 0  | 0  | 0   |
| @BUF 11/1           | W   | 1/0  | 1  | 0  | 1 | 0.0 | 0   | 0   | 0   | 0  | 0  | 0  | 0  | 0  | 0   |
| @IND 11/8           | L   | 1/0  | 1  | 1  | 0 | 0.0 | 0   | 0   | 0   | 0  | 0  | 0  | 0  | 0  | 0   |
| TEN 11/23           | L   | 1/0  | 0  | 0  | 0 | 0.0 | 0   | 0   | 0   | 0  | 0  | 0  | 0  | 0  | 0   |
| IND 11/29           | L   | 1/0  | 2  | 1  | 1 | 1.0 | 8   | 0   | 0   | 0  | 0  | 0  | 0  | 0  | 0   |
| @JAC 12/6           | L   | 1/0  | 1  | 0  | 1 | 0.5 | 5   | 0   | 0   | 0  | 0  | 0  | 0  | 0  | 0   |
| SEA 12/13           | W   | 1/0  | 2  | 2  | 0 | 0.0 | 0   | 0   | 0   | 0  | 0  | 1  | 0  | 0  | 0   |
| @STL 12/20          | W   | 1/0  | 1  | 1  | 0 | 1.0 | 11  | 0   | 0   | 0  | 0  | 1  | 0  | 0  | 0   |
| @MIA 12/27          | W   | 1/0  | 0  | 0  | 0 | 0.0 | 0   | 0   | 0   | 0  | 0  | 0  | 0  | 0  | 0   |
| NE 1/3/10           | W   | 1/0  | 3  | 3  | 0 | 1.0 | 10  | 0   | 0   | 0  | 0  | 0  | 0  | 0  | 0   |
| TOTAL               | 9-7 | 16/0 | 18 | 13 | 5 | 4.5 | 43  | 0   | 0   | 0  | 0  | 4  | 0  | 0  | 0   |



# 66 | AUSTIN BLYTHE

|             |                     |
|-------------|---------------------|
| Position:   | Center              |
| Ht./Wt.:    | 6-3/300             |
| Birth Date: | 6/16/92             |
| College:    | Iowa                |
| Hometown:   | Williamsburg, Iowa  |
| Experience: | 2nd year (1st Rams) |
| Acquired:   | W(IND)-'17          |

Career GP/GS (Playoffs): 15/1 (0/0)



**TRANSACTIONS:** Claimed by the Rams off waivers (5/16/17)...waived by the Colts (5/15/17)...drafted by the Indianapolis Colts in the seventh round (No. 248 overall) in the 2016 NFL Draft.

**2017 SEASON:** **Week 7 vs. Arizona (10/22):** Saw action at center and on special teams...entered game at center after John Sullivan sustained an injury...**Week 6 at Jacksonville (10/16):** Saw action on special teams...**Week 5 vs. Seattle (10/8):** Played on special teams...**Week 4 at Dallas (10/1):** Saw action on special teams...**Week 3 at San Francisco (9/21):** Entered game at center after John Sullivan sustained an injury...played 36 snaps at center and aided a line that helped produce 126 yards rushing on 32 carries (3.9 avg.)...**Week 2 vs. Washington (9/17):** Saw action on special teams...**Week 1 vs. Indianapolis (9/10):** Saw action on offense and special teams.

**2016 SEASON:** Competed in eight games and made one start at right tackle...saw action in his first career NFL game as an eligible lineman and on special teams in a Week 3 win against San Diego (9/25)...first career start at right guard in a Week 4 contest against Jacksonville...participated on special teams Weeks 5-9 and Week 15.

**COLLEGE:** Saw action in 52 games with 51 starts as a four-year starter for Iowa...helped bolster a Hawkeye offensive line that allowed the team to start the 2015 campaign 12-0 and earn a spot in the Big Ten Championship and Rose Bowl games...started all 14 games in 2015 and named a team captain...an All-American third-team selection by Associated Press...in 2014, started all 13 games including six games at C, one at RG, and the final six at LG...started all 13 games at C in 2013 and helped the Hawkeyes to an 8-4 record and an Outback Bowl appearance as a redshirt sophomore...played in 10 games earning nine starts at right guard as a redshirt freshman in 2012...redshirted as a true freshman in 2011.

**PERSONAL:** Attended Williamsburg (Iowa) High School where he was a senior captain, two-time first team all-state selection, three-time first team all-district and All-America honorable mention...a member of the high school wrestling team where he earned three consecutive state heavyweight wrestling titles and placed second as a freshman...holds the state record with 143 career pins...studied communications at Iowa.

**BLYTHE'S Games Played Stats:** RAMS 2017 (7/0), 2016 (8/1). **TOTALS: (15/1).**





# 90 | MICHAEL BROCKERS

|             |                     |
|-------------|---------------------|
| Position:   | Defensive Tackle    |
| Ht./Wt.:    | 6-5/302             |
| Birth Date: | 12/21/90            |
| College:    | LSU                 |
| Hometown:   | Houston, Texas      |
| Experience: | 6th year (6th Rams) |
| Acquired:   | D1-2012 (14th)      |

Career GP/GS (Playoffs): 82/81 (0/0)



**TRANSACTIONS:** Selected by the Rams in the first round (14th overall) of the 2012 NFL Draft (4/26/12).

**PRO :** Fifth-year pro has played in 82 career games with 81 starts...recorded 378 career tackles (204 solo), with 16.5 sacks...after his first five seasons his 14.5 sacks was the third-best amongst defensive linemen in the first round of the 2012 draft...named to the Pro Football Writers of American/Pro Football Weekly All-Rookie team in 2012.

**2017 SEASON: Week 7 vs. Arizona (10/22):** Started at defensive tackle...recorded five tackles (three solo)... **Week 6 at Jacksonville (10/16):** Started at defensive tackle...collected five tackles (four solo), including one for loss...also had 1.0 sack and one hit of the quarterback...**Week 5 vs. Seattle (10/8):** Started at defensive tackle...registered four tackles (two solo)...**Week 4 at Dallas (10/1):** Started at defensive tackle...recorded five tackles (three solo), including one for loss...tallied one sack, two quarterback hits and two passes defended...**Week 3 at San Francisco (9/21):** Started at nose tackle...tallied six solo tackles, including two for a loss...**Week 2 vs. Washington (9/17):** Started at nose tackle...registered four solo tackles, including one for loss...**Week 1 vs. Indianapolis (9/10):** Started at nose tackle...led the team in tackles with six (three solo), including one tackle for loss...also notched one hit on the quarterback.

**2016 SEASON:** Started all 14 games he played, finished third among Rams defensive linemen with 58 tackles...**at San Francisco (9/12):** Recorded seven total tackles (two solo)...**at New Orleans (11/27):** Led the defensive line with six tackles (four solo)...also added two quarterback hits.

**2015 SEASON:** Started 16 games at defensive tackle...tallied 74 tackles (44 solo), 3.0 sacks, 18 quarterback pressures and six quarterback hits on the season...**vs. Detroit (12/13):** Sacked QB Matt Stafford for an 8-yard loss...marked his third sack of the season and 14.5 career...also credited with two assisted tackles, two quarterback pressures and one hit on the quarterback...**vs. San Francisco (11/1):** Sacked 49ers QB Colin Kaepernick for a 3-yard loss, his second sack of the season...registered six tackles (four solo)...**Week 7 vs. Cleveland (10/25):** Recorded four tackles (three solo)...**at Green Bay (10/11):** Sacked Packers QB Aaron Rodgers for a 3-yard loss...also made five tackles (three solo)...**at Washington (9/20):** Recorded nine tackles (six solo)...**vs. Seattle (9/13):** Established a new career-high in tackles with 13, good for the team lead in tackles.

**2014 SEASON:** Started 16 games...finished the season with 73 tackles (31 solo), two sacks and 14 quarterback pressures...**at San Francisco (11/2):** Tallied five tackles (four solo) and 1.0 sack, his first of the season...**at San Diego (11/23):** Tallied five tackles (two solo) and 1.0 sack...**at Seattle (12/28):** Posted a season-high 10 tackles (three solo).

**2013 SEASON:** Started 16 games at right defensive tackle...led all Rams defensive linemen with 75 tackles...finished with a career-high 5.5 sacks on the year...**vs. San Francisco (9/26):** Split a sack with DE Chris Long...made three tackles (two solo)...**vs. Jacksonville (10/6):** Sacked Jaguars QB Blaine Gabbert for a 4-yard loss...marked his first sack of the season...tallied four tackles (two solo)...also caused one fumble...**at Houston (10/13):** Recorded two sacks on Texans QB Matt Schaub...marks second consecutive game with a sack, pushes his season total to 3.5 and career to 7.5...added seven solo tackles, including three for loss...**vs. Seattle (10/28):** Tallied six tackles (one solo)...part of a defensive line that helped limit the Seahawks to just 44 rushing yards...**vs. Chicago (11/24):** Recorded two tackles (one solo)...also caused one fumble and had two quarterback pressures...**at San Francisco (12/1):** Sacked 49ers QB Colin Kaepernick...added a second sack on Kaepernick to give him four career multiple sack games...added seven tackles (two solo)...**vs. New Orleans (12/15):** Batted down a Saints K Garrett Hartley 36-yard field goal attempt...also recorded six tackles (four solo) and one hit on the quarterback...**at Seattle (12/29):** Posted a season-high 10 tackles (eight solo), including two for loss.

**2012 SEASON:** Named to Pro Football Weekly's All-Rookie Team...led all Rams defensive linemen in tackles (63) despite missing three games...also had 4.0 sacks and 13 quarterback pressures during rookie season...**vs. Seattle (9/30):** Saw his first NFL action, starting at right defensive tackle...recorded two assisted tackles...**vs. Green Bay (10/21):** Started at right defensive tackle...sacked Packers' QB Aaron Rodgers for a loss of four yards, his first career sack...notched a season-high seven tackles (four solo)...**vs. New England (10/28):** Saw action on defense...tallied two assisted tackles, a pass defended and three quarterback pressures...**at San Francisco (11/11):** Started at right defensive tackle...split a sack on 49ers QB Alex Smith with DE Robert Quinn for a two-yard loss...notched a solo sack on Smith to give him 1.5 on the day and 2.5 on the season...also made five tackles (three solo), one quarterback pressure and one hit on the quarterback...**vs. San Francisco (12/2):** Started at right defensive tackle...notched a season-high among Rams defensive linemen in tackles with 11 (five solo), including one for loss...**at Buffalo (12/9):** Started at right defensive tackle... split a sack on Buffalo QB Ryan Fitzpatrick on the first drive of the game...tallied a solo sack for a loss of six yards to push his season total to 4.0...forced a RB Fred Jackson fumble, which was recovered



by LB James Laurinaitis and returned four yards...marks the first forced fumble of his career...also made six tackles (five solo), including one for loss...added two quarterback pressures and and two quarterback hits...**vs. Minnesota (12/16)**: Started at right defensive tackle...recorded seven tackles (two solo)...**at Tampa Bay (12/23)**: Started at right defensive tackle...tallied five tackles (one solo)...also tipped one pass that was intercepted by DE Eugene Sims.

**COLLEGE**: Earned Associated Press second-team All-Southeastern Conference honors...in two seasons at Louisiana State, Brockers appeared in 27 games, starting 15 contests at left defensive tackle...credited with 79 tackles (34 solo), two sacks (16 yards), 11 stops for loss (33 yards) and five quarterback pressures...caused two fumbles, blocked one kick, intercepted one pass and deflected three others.

**PERSONAL**: Attended Chavez High School in Houston, Texas, playing football for Lobos head coach Mike Jackson...a dominating defensive end that was considered among the top prospects in the state of Texas for the Class of 2009...was rated the 10th defensive end in the country and 23rd prospect in the state of Texas by Rivals.com...Scout.com regarded him as the nation's 16th defensive end, with both recruiting services giving him a four-star rating...added Super Prep All-American honors while leading the Lobos to the first round of the Texas Class 5A state playoffs in 2008, as he also earned first-team All-Region and All-State honors as a senior...had previously established himself as one of the state's up-and-coming defenders after finishing his junior season with 59 tackles and 10 sacks in 2007...blocked one punt and one field goal...general studies major...one of five children of Tiffany Brockers...born Michael Seth Brockers in Houston, Texas...participated in numerous community events, including the Make-A-Wish Celebrity Server dinner, Motion for Kids Holiday Party Chair, Defensive Line Paintball Tournament to benefit St. Patrick Center and the All-Community Team Ticket program - Brockers' Show Stoppers...he is married to Faith and they have two kids: Makaela and Makhi.

## MICHAEL BROCKERS NFL STATISTICS

| REGULAR SEASON |      |              |            |            |            |             |             |               |          |          |          |          |          |          |          |  |
|----------------|------|--------------|------------|------------|------------|-------------|-------------|---------------|----------|----------|----------|----------|----------|----------|----------|--|
| Year           | Team | G/S          | Tackles    |            |            | Sk          | Yds         | Interceptions |          |          |          | PD       | Fumbles  |          |          |  |
|                |      |              | Total      | Solo       | Asst       |             |             | Int           | Yds      | Lg       | TD       |          | FF       | FR       | Yds      |  |
| 2012           | RAMS | 13/12        | 63         | 31         | 32         | 4.0         | 18.5        | 0             | 0        | 0        | 0        | 2        | 1        | 0        | 0        |  |
| 2013           | RAMS | 16/16        | 75         | 40         | 35         | 5.5         | 24.0        | 0             | 0        | 0        | 0        | 0        | 2        | 0        | 0        |  |
| 2014           | RAMS | 16/16        | 73         | 31         | 42         | 2.0         | 8.0         | 0             | 0        | 0        | 0        | 0        | 0        | 1        | 0        |  |
| 2015           | RAMS | 16/16        | 74         | 44         | 30         | 3.0         | 14.0        | 0             | 0        | 0        | 0        | 0        | 0        | 0        | 0        |  |
| 2016           | RAMS | 14/14        | 58         | 33         | 25         | 0.0         | 0.0         | 0             | 0        | 0        | 1        | 3        | 1        | 0        | 0        |  |
| 2017           | RAMS | 7/7          | 35         | 25         | 10         | 2.0         | 6.0         | 0             | 0        | 0        | 0        | 2        | 0        | 0        | 0        |  |
| <b>Total</b>   |      | <b>82/81</b> | <b>378</b> | <b>204</b> | <b>174</b> | <b>16.5</b> | <b>70.5</b> | <b>0</b>      | <b>0</b> | <b>0</b> | <b>0</b> | <b>7</b> | <b>4</b> | <b>1</b> | <b>0</b> |  |

**SINGLE GAME HIGHS**  
 Total Tackles – 13, vs. Seattle (9/13/15)  
 Solo Tackles – 9, at Washington (9/20/15)  
 Sacks –2.0, two times, last at San Francisco (12/1/13)

## MICHAEL BROCKERS GAME-BY-GAME STATISTICS

| 2017 LOS ANGELES RAMS |            |            |           |           |           |            |            |          |          |          |          |          |          |          |          |
|-----------------------|------------|------------|-----------|-----------|-----------|------------|------------|----------|----------|----------|----------|----------|----------|----------|----------|
| Game                  | W/L        | P/S        | T         | S         | A         | Sk         | Yds        | Int      | Yds      | Lg       | TD       | PD       | FF       | FR       | Yds      |
| IND 9/10              | W          | 1/1        | 6         | 3         | 3         | 0.0        | 0.0        | 0        | 0        | 0        | 0        | 0        | 0        | 0        | 0        |
| WAS 9/17              | L          | 1/1        | 4         | 4         | 0         | 0.0        | 0.0        | 0        | 0        | 0        | 0        | 0        | 0        | 0        | 0        |
| @SF 9/21              | W          | 1/1        | 6         | 6         | 0         | 0.0        | 0.0        | 0        | 0        | 0        | 0        | 0        | 0        | 0        | 0        |
| @DAL 10/1             | W          | 1/1        | 5         | 3         | 2         | 1.0        | 1.0        | 0        | 0        | 0        | 0        | 2        | 0        | 0        | 0        |
| SEA 10/8              | L          | 1/1        | 4         | 2         | 2         | 0.0        | 0.0        | 0        | 0        | 0        | 0        | 0        | 0        | 0        | 0        |
| @JAC 10/15            | W          | 1/1        | 5         | 4         | 1         | 1.0        | 5.0        | 0        | 0        | 0        | 0        | 0        | 0        | 0        | 0        |
| ARI 10/22             | W          | 1/1        | 5         | 3         | 2         | 0.0        | 0.0        | 0        | 0        | 0        | 0        | 0        | 0        | 0        | 0        |
| @NYG 11/5             | 0/0        | 0          | 0         | 0         | 0         | 0.0        | 0.0        | 0        | 0        | 0        | 0        | 0        | 0        | 0        | 0        |
| HOU 11/12             | 0/0        | 0          | 0         | 0         | 0         | 0.0        | 0.0        | 0        | 0        | 0        | 0        | 0        | 0        | 0        | 0        |
| @MIN 11/19            | 0/0        | 0          | 0         | 0         | 0         | 0.0        | 0.0        | 0        | 0        | 0        | 0        | 0        | 0        | 0        | 0        |
| NO 11/26              | 0/0        | 0          | 0         | 0         | 0         | 0.0        | 0.0        | 0        | 0        | 0        | 0        | 0        | 0        | 0        | 0        |
| @ARI 12/2             | 0/0        | 0          | 0         | 0         | 0         | 0.0        | 0.0        | 0        | 0        | 0        | 0        | 0        | 0        | 0        | 0        |
| PHI 12/10             | 0/0        | 0          | 0         | 0         | 0         | 0.0        | 0.0        | 0        | 0        | 0        | 0        | 0        | 0        | 0        | 0        |
| @SEA 12/17            | 0/0        | 0          | 0         | 0         | 0         | 0.0        | 0.0        | 0        | 0        | 0        | 0        | 0        | 0        | 0        | 0        |
| @TEN 12/24            | 0/0        | 0          | 0         | 0         | 0         | 0.0        | 0.0        | 0        | 0        | 0        | 0        | 0        | 0        | 0        | 0        |
| SF 12/31              | 0/0        | 0          | 0         | 0         | 0         | 0.0        | 0.0        | 0        | 0        | 0        | 0        | 0        | 0        | 0        | 0        |
| <b>TOTALS</b>         | <b>5-2</b> | <b>7/7</b> | <b>35</b> | <b>25</b> | <b>10</b> | <b>2.0</b> | <b>6.0</b> | <b>0</b> | <b>0</b> | <b>0</b> | <b>0</b> | <b>2</b> | <b>0</b> | <b>0</b> | <b>0</b> |

| 2016 LOS ANGELES RAMS |             |              |           |           |           |            |          |          |          |          |          |          |          |          |          |
|-----------------------|-------------|--------------|-----------|-----------|-----------|------------|----------|----------|----------|----------|----------|----------|----------|----------|----------|
| Game                  | W/L         | P/S          | T         | S         | A         | Sk         | Yds      | Int      | Yds      | Lg       | TD       | PD       | FF       | FR       | Yds      |
| @SF 9/12              | L           | 1/1          | 7         | 2         | 5         | 0.0        | 0        | 0        | 0        | 0        | 0        | 0        | 0        | 0        | 0        |
| SEA 9/18              | W           | 1/1          | 2         | 1         | 1         | 0.0        | 0        | 0        | 0        | 0        | 0        | 0        | 0        | 0        | 0        |
| @TB 9/25              | W           | 1/1          | 5         | 3         | 2         | 0.0        | 0        | 0        | 0        | 0        | 0        | 0        | 0        | 0        | 0        |
| @ARI 10/2             | W           | 1/1          | 5         | 3         | 2         | 0.0        | 0        | 0        | 0        | 0        | 0        | 0        | 0        | 0        | 0        |
| BUF 10/9              | L           |              |           |           |           |            |          |          |          |          |          |          |          |          |          |
| @DET 10/16            | L           | 1/1          | 3         | 2         | 1         | 0.0        | 0        | Inactive | 0        | 0        | 0        | 1        | 0        | 0        | 0        |
| NYG 10/23             | L           |              |           |           |           |            |          | Inactive |          |          |          |          |          |          |          |
| CAR 11/6              | L           | 1/1          | 1         | 0         | 1         | 0.0        | 0        | 0        | 0        | 0        | 0        | 0        | 0        | 0        | 0        |
| @NYJ 11/13            | W           | 1/1          | 3         | 1         | 2         | 0.0        | 0        | 0        | 0        | 0        | 0        | 0        | 0        | 0        | 0        |
| MIA 11/20             | L           | 1/1          | 5         | 3         | 2         | 0.0        | 0        | 0        | 0        | 0        | 0        | 0        | 0        | 0        | 0        |
| @NO 11/27             | L           | 1/1          | 6         | 4         | 2         | 0.0        | 0        | 0        | 0        | 0        | 0        | 0        | 0        | 0        | 0        |
| @NE 12/4              | L           | 1/1          | 6         | 5         | 1         | 0.0        | 0        | 0        | 0        | 0        | 0        | 1        | 0        | 0        | 0        |
| ATL 12/11             | L           | 1/1          | 4         | 3         | 1         | 0.0        | 0        | 0        | 0        | 0        | 0        | 1        | 0        | 0        | 0        |
| @SEA 12/15            | L           | 1/1          | 3         | 1         | 2         | 0.0        | 0        | 0        | 0        | 0        | 0        | 0        | 0        | 0        | 0        |
| SF 12/24              | L           | 1/1          | 5         | 3         | 2         | 0.0        | 0        | 0        | 0        | 0        | 0        | 0        | 1        | 0        | 0        |
| ARI 1/1/17            | L           | 1/1          | 3         | 2         | 1         | 0.0        | 0        | 0        | 0        | 0        | 0        | 0        | 0        | 0        | 0        |
| <b>TOTALS</b>         | <b>4-12</b> | <b>14/14</b> | <b>58</b> | <b>33</b> | <b>25</b> | <b>0.0</b> | <b>0</b> | <b>0</b> | <b>0</b> | <b>0</b> | <b>0</b> | <b>3</b> | <b>1</b> | <b>0</b> | <b>0</b> |

# MICHAEL BROCKERS GAME-BY-GAME STATISTICS

## 2015 ST. LOUIS RAMS

| Game       | W/L | P/S   | T  | S  | A  | Sk  | Yds  | Int | Yds | Lg | TD | PD | FF | FR | Yds |
|------------|-----|-------|----|----|----|-----|------|-----|-----|----|----|----|----|----|-----|
| SEA 9/13   | W   | 1/1   | 13 | 6  | 7  | 0.0 | 0    | 0   | 0   | 0  | 0  | 0  | 0  | 0  | 0   |
| @WASH 9/20 | L   | 1/1   | 9  | 6  | 3  | 0.0 | 0    | 0   | 0   | 0  | 0  | 0  | 0  | 0  | 0   |
| PIT 9/27   | L   | 1/1   | 5  | 4  | 1  | 0.0 | 0    | 0   | 0   | 0  | 0  | 0  | 0  | 0  | 0   |
| @ARI 10/4  | W   | 1/1   | 2  | 0  | 2  | 0.0 | 0    | 0   | 0   | 0  | 0  | 0  | 0  | 0  | 0   |
| @GB 10/11  | L   | 1/1   | 5  | 3  | 2  | 1.0 | 3.0  | 0   | 0   | 0  | 0  | 0  | 0  | 0  | 0   |
| CLEV 10/25 | W   | 1/1   | 4  | 3  | 1  | 0.0 | 0    | 0   | 0   | 0  | 0  | 0  | 0  | 0  | 0   |
| SF 11/1    | W   | 1/1   | 6  | 4  | 2  | 1.0 | 3.0  | 0   | 0   | 0  | 0  | 0  | 0  | 0  | 0   |
| @MINN 11/8 | L   | 1/1   | 4  | 4  | 0  | 0.0 | 0    | 0   | 0   | 0  | 0  | 0  | 0  | 0  | 0   |
| CHI 11/15  | L   | 1/1   | 4  | 3  | 1  | 0.0 | 0    | 0   | 0   | 0  | 0  | 0  | 0  | 0  | 0   |
| @BAL 11/22 | L   | 1/1   | 7  | 4  | 3  | 0.0 | 0    | 0   | 0   | 0  | 0  | 0  | 0  | 0  | 0   |
| @CIN 11/29 | L   | 1/1   | 3  | 3  | 0  | 0.0 | 0    | 0   | 0   | 0  | 0  | 0  | 0  | 0  | 0   |
| ARI 12/6   | L   | 1/1   | 3  | 0  | 3  | 0.0 | 0    | 0   | 0   | 0  | 0  | 0  | 0  | 0  | 0   |
| DET 12/13* | W   | 1/1   | 2  | 0  | 2  | 1.0 | 8.0  | 0   | 0   | 0  | 0  | 0  | 0  | 0  | 0   |
| TB 12/17   | W   | 1/1   | 3  | 2  | 1  | 0.0 | 0    | 0   | 0   | 0  | 0  | 0  | 0  | 0  | 0   |
| @SEA 12/27 | W   | 1/1   | 3  | 1  | 2  | 0.0 | 0    | 0   | 0   | 0  | 0  | 0  | 0  | 0  | 0   |
| @SF 1/3/16 | L   | 1/1   | 1  | 1  | 0  | 0.0 | 0    | 0   | 0   | 0  | 0  | 0  | 0  | 0  | 0   |
| TOTAL      | 7-9 | 16/16 | 74 | 44 | 30 | 3.0 | 14.0 | 0   | 0   | 0  | 0  | 0  | 0  | 0  | 0   |

## 2014 ST. LOUIS RAMS

| Game       | W/L  | P/S   | T  | S  | A  | Sk  | Yds | Int | Yds | Lg | TD | PD | FF | FR | Yds |
|------------|------|-------|----|----|----|-----|-----|-----|-----|----|----|----|----|----|-----|
| MIN 9/7    | L    | 1/1   | 3  | 2  | 1  | 0.0 | 0   | 0   | 0   | 0  | 0  | 0  | 0  | 0  | 0   |
| @TB 9/14   | W    | 1/1   | 1  | 0  | 1  | 0.0 | 0   | 0   | 0   | 0  | 0  | 0  | 0  | 0  | 0   |
| DAL 9/21   | L    | 1/1   | 6  | 4  | 2  | 0.0 | 0   | 0   | 0   | 0  | 0  | 0  | 0  | 0  | 0   |
| PHI 10/5   | L    | 1/1   | 1  | 0  | 1  | 0.0 | 0   | 0   | 0   | 0  | 0  | 0  | 0  | 0  | 1   |
| SF 10/13   | L    | 1/1   | 4  | 3  | 1  | 0.0 | 0   | 0   | 0   | 0  | 0  | 0  | 0  | 0  | 0   |
| SEA 10/19  | W    | 1/1   | 4  | 0  | 4  | 0.0 | 0   | 0   | 0   | 0  | 0  | 0  | 0  | 0  | 0   |
| @KC 10/26  | L    | 1/1   | 3  | 2  | 1  | 0.0 | 0   | 0   | 0   | 0  | 0  | 0  | 0  | 0  | 0   |
| @SF 11/2   | W    | 1/1   | 5  | 4  | 1  | 1.0 | 4   | 0   | 0   | 0  | 0  | 0  | 0  | 0  | 0   |
| @ARI 11/9  | L    | 1/1   | 2  | 0  | 2  | 0.0 | 0   | 0   | 0   | 0  | 0  | 0  | 0  | 0  | 0   |
| DEN 11/16  | W    | 1/1   | 2  | 1  | 1  | 0.0 | 0   | 0   | 0   | 0  | 0  | 0  | 0  | 0  | 0   |
| @SD 11/23  | L    | 1/1   | 5  | 2  | 3  | 1.0 | 4   | 0   | 0   | 0  | 0  | 0  | 0  | 0  | 0   |
| OAK 11/30  | W    | 1/1   | 8  | 6  | 2  | 0.0 | 0   | 0   | 0   | 0  | 0  | 0  | 0  | 0  | 0   |
| @WAS 12/7  | W    | 1/1   | 2  | 0  | 2  | 0.0 | 0   | 0   | 0   | 0  | 0  | 0  | 0  | 0  | 0   |
| ARI 12/11  | L    | 1/1   | 8  | 2  | 6  | 0.0 | 0   | 0   | 0   | 0  | 0  | 0  | 0  | 0  | 0   |
| NYG 12/21  | L    | 1/1   | 9  | 2  | 7  | 0.0 | 0   | 0   | 0   | 0  | 0  | 0  | 0  | 0  | 0   |
| @SEA 12/28 | L    | 1/1   | 10 | 3  | 7  | 0.0 | 0   | 0   | 0   | 0  | 0  | 0  | 0  | 0  | 0   |
| TOTAL      | 6-10 | 16/16 | 73 | 31 | 42 | 2.0 | 8   | 0   | 0   | 0  | 0  | 0  | 0  | 0  | 1   |

## 2013 ST. LOUIS RAMS

| Game       | W/L | P/S   | T  | S  | A  | Sk  | Yds  | Int | Yds | Lg | TD | PD | FF | FR | Yds |
|------------|-----|-------|----|----|----|-----|------|-----|-----|----|----|----|----|----|-----|
| ARI 9/8    | W   | 1/1   | 4  | 3  | 1  | 0.0 | 0    | 0   | 0   | 0  | 0  | 0  | 0  | 0  | 0   |
| @ATL 9/15  | L   | 1/1   | 1  | 1  | 0  | 0.0 | 0    | 0   | 0   | 0  | 0  | 0  | 0  | 0  | 0   |
| @DAL 9/22  | L   | 1/1   | 5  | 2  | 3  | 0.0 | 0    | 0   | 0   | 0  | 0  | 0  | 0  | 0  | 0   |
| SF 9/26    | L   | 1/1   | 3  | 2  | 1  | 0.5 | 4.0  | 0   | 0   | 0  | 0  | 0  | 0  | 0  | 0   |
| JAC 10/6   | W   | 1/1   | 4  | 2  | 2  | 1.0 | 3.0  | 0   | 0   | 0  | 0  | 0  | 1  | 0  | 0   |
| @HOU 10/13 | W   | 1/1   | 7  | 7  | 0  | 2.0 | 4.0  | 0   | 0   | 0  | 0  | 0  | 0  | 0  | 0   |
| @CAR 10/20 | L   | 1/1   | 2  | 0  | 2  | 0.0 | 0    | 0   | 0   | 0  | 0  | 0  | 0  | 0  | 0   |
| SEA 10/28  | L   | 1/1   | 6  | 1  | 5  | 0.0 | 0    | 0   | 0   | 0  | 0  | 0  | 0  | 0  | 0   |
| TEN 11/3   | L   | 1/1   | 5  | 4  | 1  | 0.0 | 0    | 0   | 0   | 0  | 0  | 0  | 0  | 0  | 0   |
| @IND 11/10 | W   | 1/1   | 4  | 1  | 3  | 0.0 | 0    | 0   | 0   | 0  | 0  | 0  | 0  | 0  | 0   |
| CHI 11/24  | W   | 1/1   | 2  | 1  | 1  | 0.0 | 0    | 0   | 0   | 0  | 0  | 1  | 0  | 0  | 0   |
| @SF 12/1   | L   | 1/1   | 7  | 2  | 5  | 2.0 | 13.0 | 0   | 0   | 0  | 0  | 0  | 0  | 0  | 0   |
| @ARI 12/8  | L   | 1/1   | 6  | 2  | 4  | 0.0 | 0    | 0   | 0   | 0  | 0  | 0  | 0  | 0  | 0   |
| NO 12/15   | W   | 1/1   | 6  | 4  | 2  | 0.0 | 0    | 0   | 0   | 0  | 0  | 0  | 0  | 0  | 0   |
| TB 12/22   | W   | 1/1   | 3  | 0  | 3  | 0.0 | 0    | 0   | 0   | 0  | 0  | 0  | 0  | 0  | 0   |
| @SEA 12/29 | L   | 1/0   | 10 | 8  | 2  | 0.0 | 0    | 0   | 0   | 0  | 0  | 0  | 0  | 0  | 0   |
| TOTAL      | 7-9 | 16/16 | 75 | 40 | 35 | 5.5 | 24.0 | 0   | 0   | 0  | 0  | 0  | 2  | 0  | 0   |

## 2012 ST. LOUIS RAMS

| Game       | W/L   | P/S   | T  | S  | A  | Sk  | Yds  | Int | Yds | Lg | TD | PD | FF | FR | Yds |
|------------|-------|-------|----|----|----|-----|------|-----|-----|----|----|----|----|----|-----|
| @DET 9/9   | L     |       |    |    |    |     |      |     |     |    |    |    |    |    |     |
| WAS 9/16   | W     |       |    |    |    |     |      |     |     |    |    |    |    |    |     |
| @CHI 9/23  | L     |       |    |    |    |     |      |     |     |    |    |    |    |    |     |
| SEA 9/30   | W     | 1/1   | 2  | 0  | 2  | 0.0 | 0    | 0   | 0   | 0  | 0  | 0  | 0  | 0  | 0   |
| ARI 10/4   | W     | 1/1   | 2  | 2  | 0  | 0.0 | 0    | 0   | 0   | 0  | 0  | 0  | 0  | 0  | 0   |
| @MIA 10/14 | L     | 1/1   | 1  | 0  | 1  | 0.0 | 0    | 0   | 0   | 0  | 0  | 0  | 0  | 0  | 0   |
| GB 10/21   | L     | 1/1   | 7  | 4  | 3  | 1.0 | 4    | 0   | 0   | 0  | 0  | 0  | 0  | 0  | 0   |
| NE 10/28   | L     | 1/0   | 2  | 0  | 2  | 0.0 | 0    | 0   | 0   | 0  | 0  | 1  | 0  | 0  | 0   |
| @SF 11/11  | T     | 1/1   | 5  | 3  | 2  | 1.5 | 8    | 0   | 0   | 0  | 0  | 0  | 0  | 0  | 0   |
| NYJ 11/18  | L     | 1/1   | 6  | 4  | 2  | 0.0 | 0    | 0   | 0   | 0  | 0  | 0  | 0  | 0  | 0   |
| @ARI 11/25 | W     | 1/1   | 6  | 3  | 3  | 0.0 | 0    | 0   | 0   | 0  | 0  | 0  | 0  | 0  | 0   |
| SF 12/2    | W     | 1/1   | 11 | 5  | 6  | 0.0 | 0    | 0   | 0   | 0  | 0  | 0  | 0  | 0  | 0   |
| @BUF 12/9  | W     | 1/1   | 6  | 5  | 1  | 1.5 | 6.5  | 0   | 0   | 0  | 0  | 0  | 1  | 0  | 0   |
| MIN 12/16  | L     | 1/1   | 7  | 2  | 5  | 0.0 | 0    | 0   | 0   | 0  | 0  | 0  | 0  | 0  | 0   |
| @TB 12/23  | W     | 1/1   | 5  | 1  | 4  | 0.0 | 0    | 0   | 0   | 0  | 0  | 1  | 0  | 0  | 0   |
| @SEA 12/30 | L     | 1/1   | 3  | 2  | 1  | 0.0 | 0    | 0   | 0   | 0  | 0  | 0  | 0  | 0  | 0   |
| TOTAL      | 7-8-1 | 13/12 | 63 | 31 | 32 | 4.0 | 18.5 | 0   | 0   | 0  | 0  | 2  | 1  | 0  | 0   |



# 68 | JAMON BROWN

|             |                     |
|-------------|---------------------|
| Position:   | Guard               |
| Ht./Wt.:    | 6-4/330             |
| Birth Date: | 3/15/93             |
| College:    | Louisville          |
| Hometown:   | Louisville, Ky.     |
| Experience: | 3rd year (3rd Rams) |
| Acquired:   | D3A-(72nd)-2015     |

Career GP/GS (Playoffs): 27/21 (0/0)



**TRANSACTIONS:** Placed on reserve/injured (11/17/15)...selected by St. Louis in the third round (72nd overall) of the 2015 NFL Draft (5/1/15).

**PRO:** Second-year offensive lineman has started 21 of the 27 games he has played in his NFL career.

**2017 SEASON: Week 7 vs. Arizona (10/22):** Started at right guard...was part of a unit that helped the offense gain 425 total yards...**Week 6 at Jacksonville (10/16):** Started at right guard...was part of a line that helped gain 142 yards on the ground on 32 attempts (4.4 avg.)...**Week 5 vs. Seattle (10/8):** Started at right guard...played all 74 offensive snaps...**Week 4 at Dallas (10/1):** Started at right guard...played all 69 offensive snaps and was part of a unit that helped gain 168 yards on the ground on 31 attempts (5.4 avg.)...**Week 3 at San Francisco (9/21):** Started at right guard and played all 67 offensive snaps...was part of a line that helped gain 126 yards on the ground on 32 attempts (3.9 avg.)...**Week 2 vs. Washington (9/17):** Started at right guard...**Week 1 vs. Indianapolis (9/10):** Started at right guard...part of an offensive line that helped gain 373 yards of total offense.

**2016 SEASON:** Played in 11 games, started five at both left and right guard positions...**at Detroit (10/16):** Started at right guard for his first start of the season...helped pave the way for the offense to compile 387 yards.

**2015 SEASON:** Started nine games before being placed on reserve/injured (11/17/15)...**vs. San Francisco (11/1):** Opened up rushing lanes for the team to gain 197 yards on the ground...**vs. Cleveland (10/25):** Helped block for RB Todd Gurley to tally two rushing touchdowns...**at Arizona (10/4):** Opened up running lanes for rookie RB Todd Gurley to record 146 rushing yards...**vs. Seattle (9/13):** Started at left guard in his NFL debut...helped block for 19 first downs.

**COLLEGE:** Started all 13 games at offensive tackle in 2014 season...earned second team All-ACC accolades after leading the Cardinals to a 9-3 record...helped the Cardinals average 142.7 yards per game on the ground...allowed two sacks all season from his tackle position...started his 40th career game in the Belk Bowl versus Georgia...started all 13 games at left tackle in 2013 after playing right tackle in 2012...played on an offense that averaged 460.8 yards per game...offense scored 30 or more points nine times...started all 13 games at right tackle in 2012...helped the Cardinals average 296.1 yards through the air and 122.7 yards on the ground...appeared in nine games during freshman campaign in 2011, made one start...started the year at defensive tackle before making the transition to offense...made collegiate debut at defensive tackle against Murray State...earned first start at offensive guard versus North Carolina in a 14-7 loss...appeared in seven other games on the offensive line.

**PERSONAL:** Big, athletic defensive lineman who was considered one of the best prospects in the state of Kentucky...played for Curtis Higgins at Fern Creek High School...a three-year starter on defense and two-year starter on offense...rated seventh on the 2011 Kentucky's Watch List... ranked as the 52nd best defensive line prospect by Scout.com...rated three-star prospect by Rivals.com and the 58th-best tackle...recorded 25 tackles for loss in his career, including 12 as a senior despite playing with a nagging ankle injury...voted All-District 6-A...named to the All-Southern First Team by the Orlando Sentinel...earned Honorable Mention All-State accolades...rated as the 14th-best senior in the state of Kentucky...rated as the 47th-best defensive tackle by ESPN...helped his power-lifting team to a second-place finish in the state... raised his bench max to 300 pounds and his squat to 525... selected third team All-State as a junior...son of June Embers...justice administration major...sang a solo at the banquet of the Russell Athletic Bowl.

**BROWN'S Games Played Stats:** RAMS 2017 (7/7), 2016 (11/5), 2015 (9/9). **TOTALS: (27/21).**



# 34 | MALCOLM BROWN

|             |                     |
|-------------|---------------------|
| Position:   | Running Back        |
| Ht./Wt.:    | 5-11/227            |
| Birth Date: | 5/15/93             |
| College:    | Texas               |
| Hometown:   | Cibolo, Texas       |
| Experience: | 2nd year (2nd Rams) |
| Acquired:   | UDFA-2015           |

Career GP/GS (Playoffs): 23/0 (0/0)



**TRANSACTIONS:** Signed to the Rams' active roster (12/31/15)...added to the practice squad (9/6/15), after being released (9/5/15)...originally joined the team as an undrafted free agent (5/8/15)

**PRO:** Has played in 23 games in two seasons in the NFL...set career-highs in every offensive category in 2016 while also playing a prominent role on special teams.

**2017 SEASON: Week 7 vs. Arizona (10/22):** Saw action at running back...rushed for a career-high 48 yards on a career-high 11 carries...hauled in one 7-yard reception...**Week 6 at Jacksonville (10/16):** Saw action at running back and on special teams...registered 17 yards on three carries...scooped up a Jaguars' blocked punt at their 8-yard line and ran it in for a touchdown...**Week 5 vs. Seattle (10/8):** Saw action at running back...caught two passes for 29 yards...**Week 4 at Dallas (10/1):** Saw action at running back...had one carry for no gain and hauled in a 14 yard reception...**Week 3 at San Francisco (9/21):** Declared inactive...**Week 2 vs. Washington (9/17):** Played on offense and special teams...**Week 1 vs. Indianapolis (9/10):** Saw action on offense and special teams...recorded his first career touchdown on a three-yard rush...rushed seven times for 16 yards.

**2016 SEASON:** Played in all 16 games, rushed 18 times and finished with three special teams tackles...**at San Francisco (9/12):** Recorded one rush for five yards and one reception for eight yards...**vs. Buffalo (10/9):** Saw action on offense and special teams...helped the Rams get into opponent territory with a career-long 26-yard reception in the fourth quarter...**vs. Atlanta (12/11):** Rushed four times for 14 yards, with a 10 yard long...**at Seattle (12/15):** Hauled in one pass for 12 yards while also rushing one time.

**2015 SEASON:** Played in one game for the Rams.

**COLLEGE:** Played at Texas for four seasons, playing in 44 games (25 starts). In his four-year career with the Longhorns, Brown tallied 2,678 rushing yards on 630 carries (4.3 avg.) with 24 touchdowns. Also recorded 51 receptions resulting in 382 yards (7.5 avg.) and three touchdowns. As a true freshman in 2011, rushed for 742 yards and five touchdowns, earning the Big 12's Newcomer of the Year award. As a junior in 2013, Brown's 904 rushing yards and 1,099 all-purpose yards led the Longhorns. Started all 13 games at running back as a senior in 2014, was a second-team All-Big 12 selection.

**PERSONAL:** Born in Biloxi, Miss., on May 15, 1993...Brown's father, Tommy, played collegiately at Northwest Mississippi JUCO from 1982-84...graduated from Texas with a degree in physical culture and sports in December 2014.

## MALCOLM BROWN NFL STATISTICS

| REGULAR SEASON |      |             |          |           |             |           |          |           |            |            |           |          |
|----------------|------|-------------|----------|-----------|-------------|-----------|----------|-----------|------------|------------|-----------|----------|
| Year           | Team | Receiving   |          |           |             | Rushing   |          |           |            |            |           |          |
|                |      | G/S         | No       | Yds       | Avg         | Lg        | TD       | Att       | Yds        | Avg        | Lg        | TD       |
| 2015           | RAMS | 1/0         | 1        | -2        | -2.0        | -2        | 0        | 4         | 17         | 4.3        | 13        | 0        |
| 2016           | RAMS | 16/0        | 3        | 46        | 15.3        | 26        | 0        | 18        | 39         | 2.2        | 10        | 0        |
| 2017           | RAMS | 6/0         | 5        | 46        | 9.2         | 16        | 0        | 22        | 81         | 3.7        | 11        | 1        |
| <b>TOTALS</b>  |      | <b>23/0</b> | <b>9</b> | <b>90</b> | <b>10.0</b> | <b>26</b> | <b>0</b> | <b>44</b> | <b>137</b> | <b>3.1</b> | <b>13</b> | <b>1</b> |

| Year          | Team | Punt Returns |          |            | Kickoff Returns |          |          |          |            |          |          |
|---------------|------|--------------|----------|------------|-----------------|----------|----------|----------|------------|----------|----------|
|               |      | No           | Yds      | Avg        | Lg              | TD       | Att      | Yds      | Avg        | Lg       | TD       |
| 2015          | RAMS | 0            | 0        | 0.0        | 0               | 0        | 0        | 0        | 0.0        | 0        | 0        |
| 2016          | RAMS | 0            | 0        | 0.0        | 0               | 0        | 0        | 0        | 0.0        | 0        | 0        |
| 2017          | RAMS | 0            | 0        | 0.0        | 0               | 0        | 0        | 0        | 0.0        | 0        | 0        |
| <b>TOTALS</b> |      | <b>0</b>     | <b>0</b> | <b>0.0</b> | <b>0</b>        | <b>0</b> | <b>0</b> | <b>0</b> | <b>0.0</b> | <b>0</b> | <b>0</b> |

**ADDITIONAL CAREER STATISTICS:** Returned a blocked punt 8 yards for a touchdown at Jacksonville ((10/15/17). Special teams tackles: 2016 (3).

**SINGLE GAME HIGHS**  
 Rushes - 11, vs. Arizona (10/22/17)  
 Rush yards - 48, vs. Arizona (10/22/17)







# 86 | DEREK CARRIER

|             |                     |
|-------------|---------------------|
| Position:   | Tight End           |
| Ht./Wt.:    | 6-4/244             |
| Birth Date: | 7/25/90             |
| College:    | Beloit (Wis.)       |
| Hometown:   | Edgerton, Wis.      |
| Experience: | 5th year (1st Rams) |
| Acquired:   | T(WAS)-'17          |

Career GP/GS (Playoffs): 43/16 (0/0)



**TRANSACTIONS:** Traded to the Los Angeles Rams from the Washington Redskins (9/2/17)...activated from PUPL (11/12/16)... placed on PUPL (8/30/16)...traded to the Washington Redskins from the San Francisco 49ers (8/22/15)...signed a two-year extension with San Francisco (3/9/15)...signed to the 49ers' active roster (11/16/13)...signed to the 49ers' practice squad (9/3/13)... waived by the Philadelphia Eagles on (8/25/13)...signed with the Eagles (12/31/12)...added to the Eagles practice squad ((9/11/12)...waived by the Raiders (8/31/12)...originally entered the NFL with the Oakland Raiders as a college free agent (5/11/12).

**PRO:** Acquired by the Rams via trade with Washington...joined the Redskins via trade during the 2015 preseason...enters 2017 having previously caught 28 passes for 256 yards with one touchdown in 36 career games with 13 starts.

**2017 SEASON: Week 7 vs. Arizona (10/22):** Saw action at tight end...**Week 6 at Jacksonville (10/16):** Started at tight end... played a role in helping the offense gain 142 yards rushing on 32 carries (4.4 avg.)...**Week 5 vs. Seattle (10/8):** Saw action at tight end...**Week 4 at Dallas (10/1):** Started at tight end...played a role in helping the offense gain 168 yard rushing on 31 carries (5.4 avg.)...**Week 3 at San Francisco (9/21):** Made his first start as a Ram...hauled in one 17-yard reception...**Week 2 vs. Washington (9/17):** Played on offense and special teams...caught one pass for nine yards...tallied one special teams tackle, according to press box statistics...**Week 1 vs. Indianapolis (9/10):** Saw action on offense and special teams...caught one pass for a 12 yard gain.

**2016 SEASON:** Appeared in eight games, caught two passes for 10 yards on the year...spent the first nine weeks of the season on Reserve/PUP...activated in Week 10...made season debut in a win vs. Minnesota (11/13).

**2015 SEASON:** Joined the Redskins via trade during the preseason and started all 12 games in which he appeared...finished the season with 17 receptions for 141 yards with one receiving touchdown...made Redskins debut in Week 1 vs. Miami (9/13), catching two passes for eight yards...earned second straight start in a two-tight-end set vs. St. Louis (9/20), contributing to the team's 182 rushing yards...started in place of an injured Jordan Reed at Atlanta (10/11), caught two passes for 27 yards including a seven-yard touchdown in the second quarter and a 20-yard gain on the game-tying drive at the end of regulation...started in place of Reed at New York Jets (10/18) and posted career highs in receptions (four) and receiving yards (39)...caught two passes for 15 yards in the largest comeback win (24 points) in team history vs. Tampa Bay (10/25)...placed on Reserve/Injured list on Dec. 15.

**2014 SEASON:** Played in 11 games with one start, recorded nine receptions for 105 yards and adding a two-yard rushing attempt...notched his first career reception on a 22-yard pass from Colin Kaepernick vs. Chicago (9/14)...finished the game with three receptions for 41 yards...made first career start at Arizona (9/21)...placed on Reserve/Injured list on Nov. 27.

**2013 SEASON:** Played in five games with the San Francisco 49ers, making his NFL debut at New Orleans (11/17).

**2012 SEASON:** Spent the offseason with the Oakland Raiders as a college free agent before being waived prior to the season... spent the entire season on the Philadelphia Eagles' practice squad after signing with the team on Sept. 11.

**COLLEGE:** Attended Beloit College in Wisconsin, where he played in 39 games for the Buccaneers, earning All-Midwest Conference honors twice... Named Wisconsin Football Coaches Association Private College Player as a senior... Set school records in receptions (189), receiving yards (3,111) and receiving touchdowns (29). Also added seven carries for 42 yards and two rushing touchdowns... As a senior, played in 10 games and notched 75 receptions for 1,250 yards and 12 touchdowns in addition to six carries for 39 yards and two rushing touchdowns... As a junior, appeared in 10 games and tallied 64 receptions for 1,044 yards and 12 touchdowns, breaking the school record for receiving touchdowns in a single season.... In 2009, played in 10 games and registered 34 receptions for 600 yards and four touchdowns... Played in nine games and recorded 16 receptions for 217 yards and one touchdown as a freshman... Played two years of basketball, starting in 21 games and averaging 8.3 points per game.

**PERSONAL:** Attended Edgerton (Wisc.) H.S... Spent a summer in college interning with the Chicago Bulls' strength and conditioning department, with aspirations of one day working in physical therapy... Named to the Beloit College dean's list six straight semesters... Majored in health and society... Visited Haiti in conjunction with Convoy of Hope, working together to teach healthy eating habits and sustainable agriculture techniques to local families...visited Haiti in conjunction with Convoy of Hope, working together to teach healthy eating habits and sustainable agriculture techniques to local families... In 2016, spoke to students at J. Michael Lunsford Middle School in Chantilly, Va., to discuss the importance of communication and face-to-face interaction at the EverFi Character Playbook Launch, played alongside fans to benefit children in the second annual Redskins Charity Golf Classic, and donated winter coats and Redskins hats to 300 elementary school students from seven local area schools at the eighth annual Share the Warmth event.

# DEREK CARRIER NFL STATISTICS

## REGULAR SEASON

| Year          | Team          | G/S          | Receiving |            |            |           | Rushing  |          |          |            |          |          |
|---------------|---------------|--------------|-----------|------------|------------|-----------|----------|----------|----------|------------|----------|----------|
|               |               |              | No        | Yds        | Avg        | Lg        | TD       | Att      | Yds      | Avg        | Lg       | TD       |
| 2013          | SAN FRANCISCO | 5/0          | 0         | 0          | 0.0        | 0         | 0        | 0        | 0        | 0.0        | 0        | 0        |
| 2014          | SAN FRANCISCO | 11/1         | 9         | 105        | 11.7       | 23        | 0        | 1        | 2        | 2.0        | 2        | 0        |
| 2015          | WASHINGTON    | 12/12        | 17        | 141        | 8.3        | 20        | 1        | 0        | 0        | 0.0        | 0        | 0        |
| 2016          | WASHINGTON    | 8/0          | 2         | 10         | 5.0        | 6         | 0        | 0        | 0        | 0.0        | 0        | 0        |
| 2017          | RAMS          | 7/3          | 3         | 38         | 12.7       | 17        | 0        | 0        | 0        | 0.0        | 0        | 0        |
| <b>TOTALS</b> |               | <b>43/16</b> | <b>31</b> | <b>294</b> | <b>9.5</b> | <b>23</b> | <b>1</b> | <b>1</b> | <b>2</b> | <b>2.0</b> | <b>2</b> | <b>0</b> |

**ADDITIONAL CAREER STATISTICS:** Special Teams Tackles: RAMS 2017 (1).

### SINGLE GAME HIGHS

Receptions - Four, at New York Jets (10/18/15)  
 Receiving yards - 41, vs. Chicago (9/14/14)

# DEREK CARRIER GAME-BY-GAME STATISTICS

## 2017 LOS ANGELES RAMS

| Game          | W/L        | P/S        | Receiving |           |             |           | Rushing  |          |          |            |          |          |
|---------------|------------|------------|-----------|-----------|-------------|-----------|----------|----------|----------|------------|----------|----------|
|               |            |            | No        | Yds       | Avg         | Lg        | TD       | Att      | Yds      | Avg        | Lg       | TD       |
| IND 9/10      | W          | 1/0        | 1         | 12        | 12.0        | 12        | 0        | 0        | 0        | 0.0        | 0        | 0        |
| WAS 9/17      | L          | 1/0        | 1         | 9         | 9.0         | 9         | 0        | 0        | 0        | 0.0        | 0        | 0        |
| @SF 9/21      | W          | 1/1        | 1         | 17        | 17.0        | 17        | 0        | 0        | 0        | 0.0        | 0        | 0        |
| @DAL 10/1     | W          | 1/1        | 0         | 0         | 0.0         | 0         | 0        | 0        | 0        | 0.0        | 0        | 0        |
| SEA 10/8      | L          | 1/0        | 0         | 0         | 0.0         | 0         | 0        | 0        | 0        | 0.0        | 0        | 0        |
| @JAC 10/15    | W          | 1/1        | 0         | 0         | 0.0         | 0         | 0        | 0        | 0        | 0.0        | 0        | 0        |
| ARI 10/22     | W          | 1/0        | 0         | 0         | 0.0         | 0         | 0        | 0        | 0        | 0.0        | 0        | 0        |
| @NYG 11/5     | 0/0        | 0          | 0         | 0         | 0.0         | 0         | 0        | 0        | 0        | 0.0        | 0        | 0        |
| HOU 11/12     | 0/0        | 0          | 0         | 0         | 0.0         | 0         | 0        | 0        | 0        | 0.0        | 0        | 0        |
| @MIN 11/19    | 0/0        | 0          | 0         | 0         | 0.0         | 0         | 0        | 0        | 0        | 0.0        | 0        | 0        |
| NO 11/26      | 0/0        | 0          | 0         | 0         | 0.0         | 0         | 0        | 0        | 0        | 0.0        | 0        | 0        |
| @ARI 12/2     | 0/0        | 0          | 0         | 0         | 0.0         | 0         | 0        | 0        | 0        | 0.0        | 0        | 0        |
| PHI 12/10     | 0/0        | 0          | 0         | 0         | 0.0         | 0         | 0        | 0        | 0        | 0.0        | 0        | 0        |
| @SEA 12/17    | 0/0        | 0          | 0         | 0         | 0.0         | 0         | 0        | 0        | 0        | 0.0        | 0        | 0        |
| @TEN 12/24    | 0/0        | 0          | 0         | 0         | 0.0         | 0         | 0        | 0        | 0        | 0.0        | 0        | 0        |
| SF 12/3       | 0/0        | 0          | 0         | 0         | 0.0         | 0         | 0        | 0        | 0        | 0.0        | 0        | 0        |
| <b>TOTALS</b> | <b>5-2</b> | <b>7/3</b> | <b>3</b>  | <b>38</b> | <b>12.7</b> | <b>17</b> | <b>0</b> | <b>0</b> | <b>0</b> | <b>0.0</b> | <b>0</b> | <b>0</b> |

## 2016 WASHINGTON REDSKINS

| Game          | W/L          | P/S        | Receiving |           |            |          | Rushing  |          |          |            |          |          |
|---------------|--------------|------------|-----------|-----------|------------|----------|----------|----------|----------|------------|----------|----------|
|               |              |            | No        | Yds       | Avg        | Lg       | TD       | Att      | Yds      | Avg        | Lg       | TD       |
| PIT 9/12      | L            |            |           |           |            |          |          |          |          |            |          |          |
| DAL 9/18      | L            |            |           |           |            |          |          |          |          |            |          |          |
| @NYG          | W            |            |           |           |            |          |          |          |          |            |          |          |
| CLE 10/2      | W            |            |           |           |            |          |          |          |          |            |          |          |
| @BAL 10/9     | W            |            |           |           |            |          |          |          |          |            |          |          |
| PHI 10/16     | W            |            |           |           |            |          |          |          |          |            |          |          |
| @DET 10/23    | L            |            |           |           |            |          |          |          |          |            |          |          |
| @CIN 10/30    | T            |            |           |           |            |          |          |          |          |            |          |          |
| MIN 11/13     | W            | 1/0        | 0         | 0         | 0.0        | 0        | 0        | 0        | 0        | 0.0        | 0        | 0        |
| GB 11/20      | W            | 1/0        | 0         | 0         | 0.0        | 0        | 0        | 0        | 0        | 0.0        | 0        | 0        |
| @DAL 11/24    | L            | 1/0        | 1         | 4         | 4.0        | 4        | 0        | 0        | 0        | 0.0        | 0        | 0        |
| @ARI 12/4     | L            | 1/0        | 1         | 6         | 6.0        | 6        | 0        | 0        | 0        | 0.0        | 0        | 0        |
| @PHI 12/11    | W            | 1/0        | 0         | 0         | 0.0        | 0        | 0        | 0        | 0        | 0.0        | 0        | 0        |
| CAR 12/19     | L            | 1/0        | 0         | 0         | 0.0        | 0        | 0        | 0        | 0        | 0.0        | 0        | 0        |
| @CHI 12/24    | W            | 1/0        | 0         | 0         | 0.0        | 0        | 0        | 0        | 0        | 0.0        | 0        | 0        |
| NYG 1/1/17    | L            | 1/0        | 0         | 0         | 0.0        | 0        | 0        | 0        | 0        | 0.0        | 0        | 0        |
| <b>TOTALS</b> | <b>8-7-1</b> | <b>8/0</b> | <b>2</b>  | <b>10</b> | <b>5.0</b> | <b>0</b> | <b>0</b> | <b>0</b> | <b>0</b> | <b>0.0</b> | <b>0</b> | <b>0</b> |

## 2015 WASHINGTON REDSKINS

| Game          | W/L        | P/S          | Receiving |            |            |                 | Rushing  |          |          |            |          |          |
|---------------|------------|--------------|-----------|------------|------------|-----------------|----------|----------|----------|------------|----------|----------|
|               |            |              | No        | Yds        | Avg        | Lg              | TD       | Att      | Yds      | Avg        | Lg       | TD       |
| MIA 9/13      | L          | 1/1          | 2         | 8          | 4.0        | 9               | 0        | 0        | 0        | 0.0        | 0        | 0        |
| STL 9/20      | W          | 1/1          | 0         | 0          | 0.0        | 0               | 0        | 0        | 0        | 0.0        | 0        | 0        |
| @NYG 9/24     | L          | 1/1          | 0         | 0          | 0.0        | 0               | 0        | 0        | 0        | 0.0        | 0        | 0        |
| PHL 10/4      | W          | 1/1          | 2         | 18         | 9.0        | 15              | 0        | 0        | 0        | 0.0        | 0        | 0        |
| @ATL 10/11    | L          | 1/1          | 2         | 27         | 13.5       | 20              | 0        | 0        | 0        | 0.0        | 0        | 0        |
| @NYJ 10/18    | L          | 1/1          | 4         | 39         | 9.8        | 20              | 1        | 0        | 0        | 0.0        | 0        | 0        |
| TB 10/25      | W          | 1/1          | 2         | 15         | 7.5        | 9               | 0        | 0        | 0        | 0.0        | 0        | 0        |
| @NE 11/8      | L          | 1/1          | 0         | 0          | 0.0        | 0               | 0        | 0        | 0        | 0.0        | 0        | 0        |
| NO 11/15      | W          | 1/1          | 1         | 14         | 14.0       | 14              | 0        | 0        | 0        | 0.0        | 0        | 0        |
| @CAR 11/22    | L          | 1/1          | 2         | 7          | 3.5        | 5               | 0        | 0        | 0        | 0.0        | 0        | 0        |
| NYG 11/29     | W          | 1/1          | 1         | 6          | 6.0        | 6               | 0        | 0        | 0        | 0.0        | 0        | 0        |
| DAL 12/7      | L          | 1/1          | 1         | 7          | 7.0        | 7               | 0        | 0        | 0        | 0.0        | 0        | 0        |
| @CHI 12/13    | W          |              |           |            |            | Injured/Reserve |          |          |          |            |          |          |
| BUF 12/20     | W          |              |           |            |            | Injured/Reserve |          |          |          |            |          |          |
| @PHL 12/26    | W          |              |           |            |            | Injured/Reserve |          |          |          |            |          |          |
| @DAL 1/3/17   | W          |              |           |            |            | Injured/Reserve |          |          |          |            |          |          |
| <b>TOTALS</b> | <b>9-7</b> | <b>12/12</b> | <b>17</b> | <b>141</b> | <b>8.3</b> | <b>20</b>       | <b>1</b> | <b>0</b> | <b>0</b> | <b>0.0</b> | <b>0</b> | <b>0</b> |

## 2014 SAN FRANCISCO 49ERS

| Game          | W/L        | P/S        | Receiving |            |             |                | Rushing  |          |          |            |          |          |
|---------------|------------|------------|-----------|------------|-------------|----------------|----------|----------|----------|------------|----------|----------|
|               |            |            | No        | Yds        | Avg         | Lg             | TD       | Att      | Yds      | Avg        | Lg       | TD       |
| @DAL 9/7      | W          | 1/0        | 0         | 0          | 0.0         | 0              | 0        | 0        | 0        | 0.0        | 0        | 0        |
| CHI 9/14      | L          | 1/0        | 3         | 41         | 13.7        | 22             | 0        | 0        | 0        | 0.0        | 0        | 0        |
| @ARI 9/21     | L          | 1/1        | 1         | 23         | 23.0        | 23             | 0        | 0        | 0        | 0.0        | 0        | 0        |
| PHL 9/28      | W          | 1/0        | 1         | 10         | 10.0        | 10             | 0        | 0        | 0        | 0.0        | 0        | 0        |
| KC 10/5       | W          | 1/0        | 2         | 16         | 8.0         | 10             | 0        | 0        | 0        | 0.0        | 0        | 0        |
| @STL 10/13    | W          | 1/0        | 0         | 0          | 0.0         | 0              | 0        | 0        | 0        | 0.0        | 0        | 0        |
| @DEN 10/19    | L          | 1/0        | 1         | 9          | 9.0         | 9              | 0        | 0        | 0        | 0.0        | 0        | 0        |
| STL 11/2      | L          | 1/0        | 1         | 6          | 6.0         | 6              | 0        | 0        | 0        | 0.0        | 0        | 0        |
| @NO 11/9      | W          | 1/0        | 0         | 0          | 0.0         | 0              | 0        | 0        | 0        | 0.0        | 0        | 0        |
| @NYG 11/16    | W          | 1/0        | 0         | 0          | 0.0         | 0              | 0        | 0        | 0        | 0.0        | 0        | 0        |
| WAS 11/23     | W          | 0/0        | 0         | 0          | 0.0         | 0              | 0        | 0        | 0        | 0.0        | 0        | 0        |
| SEA 11/27     | L          | 0/0        |           |            |             | Practice Squad |          |          |          |            |          |          |
| @OAK 12/07    | L          | 0/0        |           |            |             | Practice Squad |          |          |          |            |          |          |
| @SEA 12/14    | L          | 0/0        |           |            |             | Practice Squad |          |          |          |            |          |          |
| SD 12/20      | L          | 0/0        |           |            |             | Practice Squad |          |          |          |            |          |          |
| ARI 12/28     | W          | 0/0        |           |            |             | Practice Squad |          |          |          |            |          |          |
| <b>TOTALS</b> | <b>8-8</b> | <b>2/0</b> | <b>9</b>  | <b>105</b> | <b>11.7</b> | <b>23</b>      | <b>0</b> | <b>0</b> | <b>0</b> | <b>0.0</b> | <b>0</b> | <b>0</b> |

## 2013 SAN FRANCISCO 49ERS

| Game          | W/L         | P/S        | Receiving |          |            |                | Rushing  |          |          |            |          |          |
|---------------|-------------|------------|-----------|----------|------------|----------------|----------|----------|----------|------------|----------|----------|
|               |             |            | No        | Yds      | Avg        | Lg             | TD       | Att      | Yds      | Avg        | Lg       | TD       |
| GB 9/8        | W           | 0/0        |           |          |            | Practice Squad |          |          |          |            |          |          |
| @SEA 9/15     | L           | 0/0        |           |          |            | Practice Squad |          |          |          |            |          |          |
| IND 9/22      | L           | 0/0        |           |          |            | Practice Squad |          |          |          |            |          |          |
| @STL 9/26     | W           | 0/0        |           |          |            | Practice Squad |          |          |          |            |          |          |
| HOU 10/6      | W           | 0/0        |           |          |            | Practice Squad |          |          |          |            |          |          |
| ARI 10/13     | W           | 0/0        |           |          |            | Practice Squad |          |          |          |            |          |          |
| @TEN 10/20    | W           | 0/0        |           |          |            | Practice Squad |          |          |          |            |          |          |
| @JAX 10/27    | W           | 0/0        |           |          |            | Practice Squad |          |          |          |            |          |          |
| CAR 11/10     | L           | 0/0        |           |          |            | Practice Squad |          |          |          |            |          |          |
| @NO 11/17     | L           | 1/0        | 0         | 0        | 0.0        | 0              | 0        | 0        | 0        | 0.0        | 0        | 0        |
| @WAS 11/25    | W           | 1/0        | 0         | 0        | 0.0        | 0              | 0        | 0        | 0        | 0.0        | 0        | 0        |
| STL 12/1      | W           | 1/0        | 0         | 0        | 0.0        | 0              | 0        | 0        | 0        | 0.0        | 0        | 0        |
| SEA 12/8      | W           | 1/0        | 0         | 0        | 0.0        | 0              | 0        | 0        | 0        | 0.0        | 0        | 0        |
| @TB 12/15     | W           | 1/0        | 0         | 0        | 0.0        | 0              | 0        | 0        | 0        | 0.0        | 0        | 0        |
| ATL 12/23     | W           | 0/0        |           |          |            | Practice Squad |          |          |          |            |          |          |
| @ARI 12/29    | W           | 0/0        |           |          |            | Practice Squad |          |          |          |            |          |          |
| <b>TOTALS</b> | <b>12-4</b> | <b>5/0</b> | <b>0</b>  | <b>0</b> | <b>0.0</b> | <b>0</b>       | <b>0</b> | <b>0</b> | <b>0</b> | <b>0.0</b> | <b>0</b> | <b>0</b> |







# 10 | PHAROH COOPER

**Position:** Wide Receiver  
**Ht./Wt.:** 5-11/207  
**Birth Date:** 3/7/95  
**College:** South Carolina  
**Hometown:** Havelock, N.C.  
**Experience:** 2nd year (2nd Rams)  
**Acquired:** D4B-2016 (117th)

**Career GP/GS (Playoffs):** 17/3 (0/0)



**TRANSACTIONS:** Selected by Los Angeles in the fourth round (117th overall) of the 2016 NFL Draft (4/30/16).

**2017 SEASON: Week 7 vs. Arizona (10/22):** Saw action at wide receiver and on special teams...returned three punts for 30 yards, including a career-best 20-yard return...returned one kickoff for 18 yards...**Week 6 at Jacksonville (10/16):** Saw action at wide receiver and special teams...returned the opening kickoff 103 yards for a touchdown...tied for the third longest kickoff return in franchise history and is the longest return across the league so far this season...also returned three punts for 17 yards...**Week 5 vs. Seattle (10/8):** Saw action at wide receiver...hauled in two receptions for 22 yards...returned two kickoffs for 52 yards (26.0 avg.)...**Week 4 at Dallas (10/1):** Saw action at wide receiver and on special teams...returned four kickoffs for 123 yards (30.8 avg.), including a game-high and career-high 66 yard return...**Week 3 at San Francisco (9/21):** Saw action at wide receiver and on special teams...recorded a four yard reception...returned three kickoffs for 83 yards...**Week 2 vs. Washington (9/17):** Played on offense and special teams...returned three kickoffs for 59 yards...**Week 1 vs. Indianapolis (9/10):** Saw action on offense and special teams...returned one kickoff 35 yards.

**2016 SEASON:** Played in 10 games, started three...hauled in 14 passes for 106 yards...also returned five punts and amassed 323 kickoff return yards...**vs. Buffalo (10/9):** Made his NFL debut...played on offense and special teams...returned one kickoff for 23 yards...**at New England (12/4):** Started his first career game at wide receiver...caught one pass for eight yards...also added eight yards on four punt returns...**vs. Atlanta (12/11):** Caught three passes for 22 yards, with a then-career-long 19-yard reception coming in the fourth quarter...**at Seattle (12/15):** Started his second career game at wide receiver...tied his then career-high for the second straight week with three receptions for 21 yards...returned five kickoffs for 98 yards, both then-career-highs...**vs. San Francisco (12/24):** Returned four kickoffs for a career-high 129 yards, including a career-long of 51 yards...**vs. Arizona (1/1):** Started at wide receiver...set career-highs with four receptions for 36 yards. his four catches were tied for the team lead.

**COLLEGE:** Played in 36 games with 25 starts...earned 2015 first-team All-SEC Wide Receiver (AP and Coaches), 2015 first-team All-SEC All-Purpose Back (Coaches), 2015 second-team All-SEC All-Purpose Back (AP)...hauled in 66 receptions for 973 yards...ranked second in the SEC with 81.1 receiving yards and fifth with 5.5 catches per game...caught 35 percent of the team's passes for 39 percent of the yards thrown...led the team with eight receiving touchdowns and with nine touchdowns overall...had five 100-yard receiving games in 2015...in 2014, earned first-team All-SEC Wide Receiver (AP and Coaches), 2014 Second-team All-SEC All-Purpose Back (AP and Coaches)...ranked third in the SEC in receptions (69), second in receiving yards (1,136) and receiving yards per game (87.4), fourth in receptions per game (5.3) and ninth in all-purpose yards/game (108.5)... named to the SEC Fall Academic Honor Roll...as a true freshman in 2013, earned a spot on the Freshman All-SEC squad as both an all-purpose back and return specialist...finished third on the squad with 655 all-purpose yards...also completed 2-of-3 passes for 29 yards and a touchdown...moved from cornerback to wide receiver a week into fall camp.

**PERSONAL:** Attended Havelock (N.C.) High School...went to back-to-back 3A state titles...Rams went 15-1 during his senior season and a perfect 16-0 during his junior campaign...played at quarterback, running back, receiver and was the primary return man on punts and kickoffs in the Shrine game...finished with 253 total yards including a 45-yard touchdown run, earned offensive MVP honors for the North Carolina squad...as a junior, rushed for 300 yards and caught 65 passes for 1,285 yards and 14 scores...registered 58 tackles with six interceptions...has a degree in sport and entertainment management.

## PHAROH COOPER NFL STATISTICS

| REGULAR SEASON |      |             |           |            |            |           |          |          |          |            |          |          |
|----------------|------|-------------|-----------|------------|------------|-----------|----------|----------|----------|------------|----------|----------|
| Year           | Team | G/S         | Receiving |            |            |           |          | Rushing  |          |            |          |          |
|                |      |             | No        | Yds        | Avg        | Lg        | TD       | Att      | Yds      | Avg        | Lg       | TD       |
| 2016           | RAMS | 10/3        | 14        | 106        | 7.6        | 23        | 0        | 0        | 0        | 0.0        | 0        | 0        |
| 2017           | RAMS | 7/0         | 3         | 26         | 8.7        | 19        | 0        | 0        | 0        | 0.0        | 0        | 0        |
| <b>TOTALS</b>  |      | <b>17/3</b> | <b>17</b> | <b>132</b> | <b>7.8</b> | <b>23</b> | <b>0</b> | <b>0</b> | <b>0</b> | <b>0.0</b> | <b>0</b> | <b>0</b> |

| Year          | Team | Punt Returns |           |            |           |          | Kickoff Returns |            |             |             |          |
|---------------|------|--------------|-----------|------------|-----------|----------|-----------------|------------|-------------|-------------|----------|
|               |      | No           | Yds       | Avg        | Lg        | TD       | Att             | Yds        | Avg         | Lg          | TD       |
| 2016          | RAMS | 5            | 5         | 1.0        | 6         | 0        | 14              | 323        | 23.1        | 51          | 0        |
| 2017          | RAMS | 6            | 47        | 7.8        | 20        | 0        | 16              | 494        | 30.9        | 103t        | 1        |
| <b>TOTALS</b> |      | <b>11</b>    | <b>52</b> | <b>4.7</b> | <b>20</b> | <b>0</b> | <b>30</b>       | <b>817</b> | <b>27.2</b> | <b>103t</b> | <b>1</b> |

# PHAROH COOPER GAME-BY-GAME STATISTICS

## 2017 LOS ANGELES RAMS

| Game          | W/L | G/S        | Receiving  |          |           |            | TD        | Rushing  |          |          |            | Returns  |          |          |          | KR        | YDS       | AVG      | LG        | TD         |             |             |          |
|---------------|-----|------------|------------|----------|-----------|------------|-----------|----------|----------|----------|------------|----------|----------|----------|----------|-----------|-----------|----------|-----------|------------|-------------|-------------|----------|
|               |     |            | No         | Yds      | Avg       | Lg         |           | Att      | Yds      | Avg      | Lg         | PR       | FC       | YDS      | LG       |           |           |          |           |            | TD          |             |          |
| IND 9/10      | W   | 1/0        | 0          | 0        | 0.0       | 0          | 0         | 0        | 0.0      | 0        | 0          | 0        | 0        | 0        | 0        | 0         | 0         | 1        | 35        | 35.0       | 35          | 0           |          |
| WAS 9/17      | L   | 1/0        | 0          | 0        | 0.0       | 0          | 0         | 0        | 0.0      | 0        | 0          | 0        | 0        | 0        | 0        | 0         | 0         | 3        | 59        | 19.7       | 34          | 0           |          |
| @SF 9/21      | W   | 1/0        | 1          | 4        | 4.0       | 4          | 0         | 0        | 0.0      | 0        | 0          | 0        | 0        | 0        | 0        | 0         | 0         | 3        | 83        | 27.7       | 28          | 0           |          |
| @DAL 10/1     | W   | 1/0        | 0          | 0        | 0.0       | 0          | 0         | 0        | 0.0      | 0        | 0          | 0        | 0        | 0        | 0        | 0         | 0         | 4        | 123       | 30.8       | 66          | 0           |          |
| SEA 10/8      | L   | 1/0        | 2          | 22       | 11.0      | 19         | 0         | 0        | 0.0      | 0        | 0          | 0        | 0        | 0        | 0        | 0         | 0         | 2        | 52        | 26.0       | 31          | 0           |          |
| @JAC 10/15    | W   | 1/0        | 0          | 0        | 0.0       | 0          | 0         | 0        | 0.0      | 0        | 0          | 0        | 3        | 1        | 17       | 12        | 0         | 2        | 124       | 62.0       | 103t        | 1           |          |
| ARI 10/22     | W   | 1/0        | 0          | 0        | 0.0       | 0          | 0         | 0        | 0.0      | 0        | 0          | 0        | 3        | 0        | 30       | 20        | 0         | 1        | 18        | 18.0       | 18          | 0           |          |
| @NYG 11/5     | 0/0 | 0          | 0          | 0        | 0.0       | 0          | 0         | 0        | 0.0      | 0        | 0          | 0        | 0        | 0        | 0        | 0         | 0         | 0        | 0         | 0.0        | 0           | 0           |          |
| HOU 11/12     | 0/0 | 0          | 0          | 0        | 0.0       | 0          | 0         | 0        | 0.0      | 0        | 0          | 0        | 0        | 0        | 0        | 0         | 0         | 0        | 0         | 0.0        | 0           | 0           |          |
| @MIN 11/19    | 0/0 | 0          | 0          | 0        | 0.0       | 0          | 0         | 0        | 0.0      | 0        | 0          | 0        | 0        | 0        | 0        | 0         | 0         | 0        | 0         | 0.0        | 0           | 0           |          |
| NO 11/26      | 0/0 | 0          | 0          | 0        | 0.0       | 0          | 0         | 0        | 0.0      | 0        | 0          | 0        | 0        | 0        | 0        | 0         | 0         | 0        | 0         | 0.0        | 0           | 0           |          |
| @ARI 12/2     | 0/0 | 0          | 0          | 0        | 0.0       | 0          | 0         | 0        | 0.0      | 0        | 0          | 0        | 0        | 0        | 0        | 0         | 0         | 0        | 0         | 0.0        | 0           | 0           |          |
| PHI 12/10     | 0/0 | 0          | 0          | 0        | 0.0       | 0          | 0         | 0        | 0.0      | 0        | 0          | 0        | 0        | 0        | 0        | 0         | 0         | 0        | 0         | 0.0        | 0           | 0           |          |
| @SEA 12/17    | 0/0 | 0          | 0          | 0        | 0.0       | 0          | 0         | 0        | 0.0      | 0        | 0          | 0        | 0        | 0        | 0        | 0         | 0         | 0        | 0         | 0.0        | 0           | 0           |          |
| @TEN 12/24    | 0/0 | 0          | 0          | 0        | 0.0       | 0          | 0         | 0        | 0.0      | 0        | 0          | 0        | 0        | 0        | 0        | 0         | 0         | 0        | 0         | 0.0        | 0           | 0           |          |
| SF 12/3       | 0/0 | 0          | 0          | 0        | 0.0       | 0          | 0         | 0        | 0.0      | 0        | 0          | 0        | 0        | 0        | 0        | 0         | 0         | 0        | 0         | 0.0        | 0           | 0           |          |
| <b>TOTALS</b> |     | <b>5-2</b> | <b>7/0</b> | <b>3</b> | <b>26</b> | <b>8.7</b> | <b>19</b> | <b>0</b> | <b>0</b> | <b>0</b> | <b>0.0</b> | <b>0</b> | <b>0</b> | <b>6</b> | <b>1</b> | <b>47</b> | <b>20</b> | <b>0</b> | <b>16</b> | <b>494</b> | <b>30.9</b> | <b>103t</b> | <b>1</b> |

## 2016 LOS ANGELES RAMS

| Game          | W/L | G/S         | Receiving   |           |            |            | TD        | Rushing  |          |          |            | Returns  |          |          |          | KR       | YDS      | AVG      | LG        | TD         |             |           |          |
|---------------|-----|-------------|-------------|-----------|------------|------------|-----------|----------|----------|----------|------------|----------|----------|----------|----------|----------|----------|----------|-----------|------------|-------------|-----------|----------|
|               |     |             | No          | Yds       | Avg        | Lg         |           | Att      | Yds      | Avg      | Lg         | PR       | FC       | YDS      | LG       |          |          |          |           |            | TD          |           |          |
| @SF 9/12      | L   |             |             |           |            |            |           |          |          |          |            |          |          |          |          |          |          |          |           |            |             |           |          |
| SEA 9/18      | W   |             |             |           |            |            |           |          |          |          |            |          |          |          |          |          |          |          |           |            |             |           |          |
| @TB 9/25      | W   |             |             |           |            |            |           |          |          |          |            |          |          |          |          |          |          |          |           |            |             |           |          |
| @ARI 10/2     | W   |             |             |           |            |            |           |          |          |          |            |          |          |          |          |          |          |          |           |            |             |           |          |
| BUF 10/9      | L   | 1/0         | 0           | 0         | 0.0        | 0          | 0         | 0        | 0.0      | 0        | 0          | 0        | 0        | 0        | 0        | 0        | 0        | 1        | 23        | 23.0       | 23          | 0         |          |
| @DET 10/16    | L   |             |             |           |            |            |           |          |          |          |            |          |          |          |          |          |          |          |           |            |             |           |          |
| NYG 10/23     | L   |             |             |           |            |            |           |          |          |          |            |          |          |          |          |          |          |          |           |            |             |           |          |
| CAR 11/6      | L   | 1/0         | 1           | 3         | 3.0        | 3          | 0         | 0        | 0.0      | 0        | 0          | 0        | 0        | 0        | 0        | 0        | 0        | 0        | 0         | 0.0        | 0           | 0         | 0        |
| @NYJ 11/13    | W   | 1/0         | 1           | 6         | 6.0        | 6          | 0         | 0        | 0.0      | 0        | 0          | 0        | 0        | 2        | 0        | 0        | 0        | 0        | 0         | 0.0        | 0           | 0         | 0        |
| MIA 11/20     | L   | 1/0         | 1           | 10        | 10.0       | 10         | 0         | 0        | 0.0      | 0        | 0          | 0        | 1        | 0        | -3       | -3       | 0        | 0        | 0         | 0.0        | 0           | 0         | 0        |
| @NO 11/27     | L   | 1/0         | 0           | 0         | 0.0        | 0          | 0         | 0        | 0.0      | 0        | 0          | 0        | 0        | 0        | 0        | 0        | 0        | 0        | 0         | 0.0        | 0           | 0         | 0        |
| @NE 12/4      | L   | 1/1         | 1           | 8         | 8.0        | 8          | 0         | 0        | 0.0      | 0        | 0          | 0        | 4        | 1        | 8        | 6        | 0        | 0        | 0         | 0.0        | 0           | 0         | 0        |
| ATL 12/11     | L   | 1/0         | 3           | 22        | 7.3        | 19         | 0         | 0        | 0.0      | 0        | 0          | 0        | 0        | 0        | 0        | 0        | 0        | 0        | 0         | 0.0        | 0           | 0         | 0        |
| @SEA 12/15    | L   | 1/1         | 3           | 21        | 7.0        | 13         | 0         | 0        | 0.0      | 0        | 0          | 0        | 0        | 0        | 0        | 0        | 0        | 5        | 98        | 19.6       | 24          | 0         |          |
| SF 12/24      | L   | 1/0         | 0           | 0         | 0.0        | 0          | 0         | 0        | 0.0      | 0        | 0          | 0        | 0        | 0        | 0        | 0        | 0        | 4        | 129       | 32.3       | 51          | 0         |          |
| ARI 1/1/17    | L   | 1/1         | 4           | 36        | 9.0        | 23         | 0         | 0        | 0.0      | 0        | 0          | 0        | 0        | 0        | 0        | 0        | 0        | 4        | 73        | 18.3       | 29          | 0         |          |
| <b>TOTALS</b> |     | <b>4-12</b> | <b>10/3</b> | <b>14</b> | <b>106</b> | <b>7.6</b> | <b>23</b> | <b>0</b> | <b>0</b> | <b>0</b> | <b>0.0</b> | <b>0</b> | <b>0</b> | <b>5</b> | <b>3</b> | <b>5</b> | <b>5</b> | <b>0</b> | <b>14</b> | <b>323</b> | <b>23.1</b> | <b>51</b> | <b>0</b> |







# 38 | CODY DAVIS

|             |                     |
|-------------|---------------------|
| Position:   | Safety              |
| Ht./Wt.:    | 6-1/203             |
| Birth Date: | 6/6/89              |
| College:    | Texas Tech          |
| Hometown:   | Stephenville, Texas |
| Experience: | 5th year (5th Rams) |
| Acquired:   | FA-2013             |

Career GP/GS (Playoffs): 64/5 (0/0)



**TRANSACTIONS:** Re-signed with the Rams (3/9/16)...signed to the Rams' active roster (9/27/13)...spent the first four weeks of the season on the Rams' practice squad...signed with the Rams as an undrafted rookie free agent (4/29/13).

**PRO:** Fourth-year pro has played in 64 games with five starts as a Ram...serves as a key special teams contributor...garnered 16 special teams tackles in his first two seasons.

**2017 SEASON: Week 7 vs. Arizona (10/22):** Declared inactive...**Week 6 at Jacksonville (10/16):** Started at free safety...made three tackles (one solo) and had one quarterback hit...**Week 5 vs. Seattle (10/8):** Played on defense and special teams...recorded a career-high seven tackles (three solo)...added two passes defended and one interception...**Week 4 at Dallas (10/1):** Made fourth career start at free safety...collected three tackles (one solo)...**Week 3 at San Francisco (9/21):** Saw action at safety...registered five tackles (two solo)...added two special teams tackles...**Week 2 vs. Washington (9/17):** Saw action on defense and special teams...recorded three tackles (two solo) and made one special teams tackle...**Week 1 vs. Indianapolis (9/10):** Played on defense and special teams...made one assisted tackle.

**2016 SEASON:** Played in 15 games and started four...compiled a career-high 20 tackles (nine solo)...added his first career interception...also had eight special teams tackles...**at Tampa Bay (9/25):** Started at defensive back for his first career NFL start...registered one tackle while also playing on special teams, recording one special teams tackle...**at Arizona (10/2):** Played on defense and special teams...registered two tackles and one pass defended in addition to one special teams tackle...**vs. Carolina (11/6):** Recorded one tackle...returned a kickoff 15 yards on a reverse from RB Benny Cunningham in the first quarter...**at Seattle (12/15):** Started at free safety...recorded a season-high six tackles (one solo), added one pass defended...**vs. San Francisco (12/24):** Started at free safety...recorded two solo tackles...picked off QB Colin Kaepernick for his first career interception, returning it 29 yards...added two passes defended.

**2015 SEASON:** Played in 16 games...registered 10 special teams tackles...**at Baltimore (11/22):** Saw action on special teams...notched two tackles...**vs. Chicago (11/15):** Saw action on special teams...tallied three tackles...**at Green Bay (10/11):** Saw action on special teams...made one tackle...caught a 20-yard pass from P Johnny Hekker on a fake punt conversion, his first reception of his NFL career.

**2014 SEASON:** Saw action in 15 games on defense and special teams, registered three tackles (two solo) and 10 special teams tackles...**vs. Minnesota (9/7):** Saw action on defense and special teams...recorded one tackle (one solo)...**vs. Dallas (9/21):** Saw action on defense and special teams...recorded one tackle...recovered a RB DeMarco Murray fumble in the first quarter that led to a Rams scoring drive...**vs. Oakland (11/30):** Saw action on special teams...tallied three tackles.

**at Seattle (12/28):** Saw action on special teams...notched two tackles

**2013 SEASON:** Signed to the Rams' active roster (9/27)...finished the season with six special teams tackles...**at Indianapolis (11/10):** Saw action on special teams...tallied two tackles...**at San Francisco (12/1):** Saw action on special teams...made one tackle...**at Arizona (12/8):** Saw action on special teams...registered two special teams tackles.

**COLLEGE:** Capital One Academic All-America (first team)...Phil Steele All-Big 12 (second team)... All-Big 12 (second team)... All-Big 12 Defensive Player of the Year (honorable mention)...All-Big 12 Scholar-Athlete of the Year (honorable mention)... Academic All-Big 12 (first team)...ranked second in Big 12 in solo tackles (84) as a senior and eighth in the conference in total tackles (101)...ranks eighth in school history in career tackles (362)...led the team with 101 tackles (84 solo) as a senior...started 49 games, including 22 consecutive starts at safety...Academic All-Big 12 (first team) as a junior... All-Big 12 (honorable mention) as a sophomore...Phil Steele Freshman All-America (first team).

**PERSONAL:** Attended Stephenville High School in Stephenville, Texas...an extremely productive high school player, he helped lead Stephenville to a combined 33-5 record during his three years as a starter in the defensive backfield...majored in management information systems...participated in numerous community events, including Holiday Mail for Heroes, Love Light, Komen Race for the Cure, Play 60 Field Day, and Defensive Line Paintball Tournament to benefit St. Patrick Center...he is married to Ashley and they have one son, Kane.







# 33 | JUSTIN DAVIS

**Position:** Running Back  
**Ht./Wt.:** 6-1/198  
**Birth Date:** 11/11/95  
**College:** USC  
**Hometown:** Stockton, Calif.  
**Experience:** Rookie  
**Acquired:** UDFA-2017

**Career GP/GS (Playoffs):** 2/0 (0/0)



**TRANSACTIONS:** Signed by the Rams as an undrafted rookie free agent (5/12/17).

**2017 SEASON: Week 7 vs. Arizona (10/22):** Declared inactive...**Week 6 at Jacksonville (10/16):** Declared inactive...**Week 5 vs. Seattle (10/8):** Declared inactive...**Week 4 at Dallas (10/1):** Declared inactive...**Week 3 at San Francisco (9/21):** Saw action on special teams...**Week 2 vs. Washington (9/17):** Declared inactive...**Week 1 vs. Indianapolis (9/10):** Saw action on offense and special teams...rushed one time for one yard.

**COLLEGE:** Earned 15 career starts in 43 career games played...amassed 2,465 yards on 461 carries (5.3 avg.) with 19 touchdowns, plus 46 receptions for 400 yards (8.7 avg) with 2 touchdowns and 7 kickoff returns for 211 yards (19.2 avg.) in his career... his 2,465 career rushing yards is 12th on USC's all-time list...recorded five 100-yard rushing games in his collegiate career...as a senior in 2016, started the first six games at tailback but an injury in the sixth game (Colorado) sidelined him for the next three games...appeared in 10 games as a senior, recording 607 yards on 110 carries (5.5 avg.) with 2 touchdowns and 14 receptions for 112 yards (8.0 avg.)...won USC's 2016 Trojan Commitment Award and Lifter of the Year Award...was invited to the 2017 East-West Shrine Game...In 2015, started the last eight games at tailback as a junior...appeared in 13 games...ran for 902 yards on 169 carries (5.3 avg.) with 7 touchdowns, caught 18 passes for 189 yards (10.5 avg.) and had 11 kickoff returns for 211 yards (19.2 avg.)...earned 2015 All-Pac-12 honorable mention and Phil Steele All-Pac-12 third team...toted the rock 129 time for 595 yards (4.6 avg.) as a sophomore in 2014...added four rushing touchdowns, plus 13 receptions for 92 yards (7.1 avg.) with two touchdowns through the air...saw action in all 13 games...enrolled at USC as a freshman in the spring of 2013 after graduating a semester early from high school...made an immediate impression as a backup tailback as a first-year freshman in 2013 before suffering a season-ending injury...appeared in the first seven games, rushing for 361 yards on 53 carries (6.8 avg.) with six touchdowns.

**PERSONAL:** Was a social sciences (economics) major at USC...born in Stockton, Calif...also ran track at Lincoln HS, with bests of 11.09 in the 100 meters, 22.76 in the 200 meters and 19-10 long jump.

## JUSTIN DAVIS NFL STATISTICS

| REGULAR SEASON |      |            |           |          |            |          |          |          |          |          |            |          |          |
|----------------|------|------------|-----------|----------|------------|----------|----------|----------|----------|----------|------------|----------|----------|
| Year           | Team | G/S        | Receiving |          |            |          |          | Rushing  |          |          |            |          |          |
|                |      |            | No        | Yds      | Avg        | Lg       | TD       | Att      | Yds      | Avg      | Lg         | TD       |          |
| 2017           | RAMS | 2/0        | 0         | 0        | 0.0        | 0        | 0        | 0        | 1        | 1        | 1.0        | 1        | 0        |
| <b>TOTALS</b>  |      | <b>2/0</b> | <b>0</b>  | <b>0</b> | <b>0.0</b> | <b>0</b> | <b>0</b> | <b>0</b> | <b>1</b> | <b>1</b> | <b>1.0</b> | <b>1</b> | <b>0</b> |

## JUSTIN DAVIS GAME-BY-GAME STATISTICS

| 2017 LOS ANGELES RAMS |            |            |           |          |            |          |          |          |          |            |          |          |
|-----------------------|------------|------------|-----------|----------|------------|----------|----------|----------|----------|------------|----------|----------|
| Game                  | W/L        | P/S        | Receiving |          |            |          | Rushing  |          |          |            |          |          |
|                       |            |            | No        | Yds      | Avg        | Lg       | TD       | Att      | Yds      | Avg        | Lg       | TD       |
| IND 9/10              | W          | 1/0        | 0         | 0        | 0.0        | 0        | 0        | 1        | 1        | 1.0        | 1        | 0        |
| WAS 9/17              | L          |            |           |          |            | Inactive |          |          |          |            |          |          |
| @SF 9/21              | W          | 1/0        | 0         | 0        | 0.0        | 0        | 0        | 0        | 0        | 0.0        | 0        | 0        |
| @DAL 10/1             | W          |            |           |          |            | Inactive |          |          |          |            |          |          |
| SEA 10/8              | L          |            |           |          |            | Inactive |          |          |          |            |          |          |
| @JAC 10/15            | W          |            |           |          |            | Inactive |          |          |          |            |          |          |
| ARI 10/22             |            | 0/0        | 0         | 0        | 0.0        | 0        | 0        | 0        | 0        | 0.0        | 0        | 0        |
| @NYG 11/5             |            | 0/0        | 0         | 0        | 0.0        | 0        | 0        | 0        | 0        | 0.0        | 0        | 0        |
| HOU 11/12             |            | 0/0        | 0         | 0        | 0.0        | 0        | 0        | 0        | 0        | 0.0        | 0        | 0        |
| @MIN 11/19            |            | 0/0        | 0         | 0        | 0.0        | 0        | 0        | 0        | 0        | 0.0        | 0        | 0        |
| NO 11/26              |            | 0/0        | 0         | 0        | 0.0        | 0        | 0        | 0        | 0        | 0.0        | 0        | 0        |
| @ARI 12/2             |            | 0/0        | 0         | 0        | 0.0        | 0        | 0        | 0        | 0        | 0.0        | 0        | 0        |
| PHI 12/10             |            | 0/0        | 0         | 0        | 0.0        | 0        | 0        | 0        | 0        | 0.0        | 0        | 0        |
| @SEA 12/17            |            | 0/0        | 0         | 0        | 0.0        | 0        | 0        | 0        | 0        | 0.0        | 0        | 0        |
| @TEN 12/24            |            | 0/0        | 0         | 0        | 0.0        | 0        | 0        | 0        | 0        | 0.0        | 0        | 0        |
| SF 12/31              |            | 0/0        | 0         | 0        | 0.0        | 0        | 0        | 0        | 0        | 0.0        | 0        | 0        |
| <b>TOTALS</b>         | <b>4-2</b> | <b>2/0</b> | <b>0</b>  | <b>0</b> | <b>0.0</b> | <b>0</b> | <b>0</b> | <b>1</b> | <b>1</b> | <b>1.0</b> | <b>1</b> | <b>0</b> |



# 99 | AARON DONALD

|             |                     |
|-------------|---------------------|
| Position:   | Defensive Tackle    |
| Ht./Wt.:    | 6-1/280             |
| Birth Date: | 5/23/91             |
| College:    | Pittsburgh          |
| Hometown:   | Pittsburgh, Pa.     |
| Experience: | 4th year (4th Rams) |
| Acquired:   | D1B-2014 (13th)     |

Career GP/GS (Playoffs): 54/50 (0/0)



**TRANSACTIONS:** Selected by the Rams in the first round (13th overall) of the 2014 NFL Draft (5/8/14).

**PRO:** Started 50-of-54 career games on the defensive line...collected 241 career tackles (164 solo), including 31 sacks and six forced fumbles...recipient of the club's Daniel F. Reeves Memorial Award as the Rams' Most Valuable Player in 2016...named to three consecutive Pro Bowls in his first three seasons (2015-17)...

...became the third Rams defensive tackle to be selected to three or more consecutive Pro Bowls... appeared in 48 games and started 44...in 2016, led the Rams with 8.0 sacks and finished second among Rams defensive linemen with 62 tackles...in 2015, notched 11.0 sacks which led the NFL at the defensive tackle position...also had a team-high 49 quarterback pressures and 29 hits on the quarterback...in 2014, posted 9.0 sacks, which led all rookies and are the most ever by a Rams' rookie...was first Rams' rookie selected to the Pro Bowl since RB Jerome Bettis in 1993.



Donald earned NFL All-Pro Honors in 2015 and 2016

...appeared in 48 games and started 44...in 2016, led the Rams with 8.0 sacks and finished second among Rams defensive linemen with 62 tackles...in 2015, notched 11.0 sacks which led the NFL at the defensive tackle position...also had a team-high 49 quarterback pressures and 29 hits on the quarterback...in 2014, posted 9.0 sacks, which led all rookies and are the most ever by a Rams' rookie...was first Rams' rookie selected to the Pro Bowl since RB Jerome Bettis in 1993.

**2017 SEASON: Week 7 vs. Arizona (10/22):** Started at defensive tackle...recorded three tackles (two solo), including two for a loss...picked up a sack and two quarterback hits...**Week 6 at Jacksonville (10/16):** Started at defensive tackle...registered three tackles (two solo), including one for loss...also collected 1.0 sack, three quarterback hits and one forced fumble...**Week 5 vs. Seattle (10/8):** Started at defensive tackle...registered six tackles (three solo), including two for a loss...also recorded three quarterback hits...**Week 4 at Dallas (10/1):** Started at defensive tackle...tallied five tackles (two solo), including one for loss and one quarterback hit...**Week 3 at San Francisco (9/21):** Started at defensive tackle...recorded three tackles (two solo), including one for loss, two quarterback hits and a game-clinching sack...**Week 2 vs. Washington (9/17):** Started at defensive tackle...registered two tackles (one solo), including one for loss...also had one hit on the quarterback...**Week 1 vs. Indianapolis (9/10):** Roster exemption.



Donald earned NFC Defensive Player of the Week honors at Arizona (10/2/16)

**2016 SEASON:** Named to his third-consecutive Pro Bowl after starting all 16 games...was the recipient of the club's Daniel F. Reeves Memorial Award as the Rams' Most Valuable Player...one of two defensive captains, as voted on by his teammates... finished the season with 62 tackles and 8.0 sacks...had career-highs in passes defended (six) and forced fumbles (two)...**vs. Seattle (9/18):** Recorded five total tackles (four solo)...compiled three quarterback pressures and four quarterback hits...**at Arizona (10/2):** Registered five tackles (three solo)...registered his first sack of the season and added a forced fumble on the play...also split a sack with DE Eugene Sims...named NFC Defensive Player of the Week...**at Detroit (10/16):** Registered two tackles (three solo)...notched one sack for five yards, moved into the top-15 in Rams history with his 23rd career sack...added four quarterback pressures and two quarterback hits on the day...**vs. Carolina (11/6):** Registered two total tackles...added a season-high two sacks for a loss of 19 yards...pressured Panthers QB Cam Newton six times...led all defensive tackles in sacks through nine weeks...**at New Orleans (11/27):** Notched three solo tackles (three solo)...added one sack for a loss of eight yards, while forcing a QB Drew Brees fumble...also recorded three quarterback pressures and one quarterback hit...**vs. Atlanta (12/11):** Registered three tackles (two solo)...sacked QB Matt Ryan for a loss of six yards...added one quarterback hit and one quarterback pressure...**vs. San Francisco (12/24):** Notched a season-high seven tackles (six solo)...sacked QB Colin Kaepernick for a loss of three yards...added a season-high six quarterback pressures and three quarterback hits.

**2015 SEASON:** Started 16 games at defensive tackle...earned second consecutive Pro Bowl berth...notched 11.0 sacks to set a new single season-high and earn the team lead in the category...the mark also led the NFL at the defensive tackle position... also had a team-high 49 quarterback pressures and 29 hits on the quarterback...recorded a personal-best 85 tackles on the season (60 solo)...voted Rams' MVP by teammates...**at Seattle (12/27):** Recorded seven tackles (four solo)...also registered nine quarterback pressures and three hits on the quarterback...**vs. Tampa Bay (12/17):** Started at defensive tackle...recorded six tackles (four solo)...also had two quarterback pressures and three hits...**vs. Detroit (12/13):** Notched a career-high 3.0 sacks on QB Matt Stafford...marked his third career multi-sack game, and first 3.0 sack game...also registered two solo tackles and three quarterback hits...**vs. Arizona (12/6):** Sacked Arizona QB Carson Palmer...also had seven tackles (six solo), two quarterback pressures and five quarterback hits...**at Baltimore (11/22):** Sacked Ravens QB Joe Flacco for a seven yard loss...registered



10 tackles (eight solo), five quarterback pressures and one hit on the quarterback...**vs. Chicago (11/15)**: Split a sack with DE Williams Hayes on Bears QB Jay Cutler for a nine yard loss...added a solo sack on Cutler marked his second career multi-sack game...also notched five tackles (four solo) and one quarterback hit and pressure...**vs. Cleveland (10/25)**: Compiled 1.0 sack, two solo tackles, three quarterback hits and two forced fumbles...**vs. Pittsburgh (9/27)**: Sacked Steelers QB Ben Roethlisberger for an 8-yard loss...registered six tackles (four solo)...**at Washington (9/20)**: Split a sack on QB Kirk Cousins with DE Chris Long...tallied five tackles (four tackles)...**vs. Seattle (9/13)**: Sacked QB Russell Wilson two times to bump his career sack total to 11...marked his first multi-sack game of his career...added 11 tackles to establish a new career-high...earned NFC Defensive Player of the Week honors.

**2014 SEASON**: Finished the season with 72 tackles (49 solo), 9.0 sacks and 38 quarterback pressures...from weeks 10-15, he had a sack in five straight games...also posted a team-high 17 tackles for loss on the season and coaches credited him with 32 quarterback pressures and 12 quarterback hits...his 9.0 sacks are the most ever by a Rams rookie regardless of position...**vs. Minnesota (9/7)**: Made his NFL debut...recorded six tackles (five solo)...**at Tampa Bay (9/14)**: Saw action on defense and special teams...recorded six tackles (five solo)...recorded his first career sack...**vs. San Francisco (10/13)**: Made his first career start at defensive tackle...tallied seven tackles (five solo)...**vs. Seattle (10/16)**: Started at defensive tackle...notched six solo tackles and 1.0 sack...**at Kansas City (10/26)**: Started at defensive tackle...tallied three solo tackles and one forced fumble...**at San Francisco (11/2)**: Started at defensive tackle...registered one solo tackle and 1.0 sack...**vs. Denver (11/16)**: Started at defensive tackle...registered two solo tackles and 1.0 sack...**at San Diego (11/23)**: Started at defensive tackle...notched seven tackles (four solo) and 1.0 sack...**vs. Oakland (11/30)**: Started at defensive tackle...tallied five tackles (three solo) and 1.0 sack...**at Washington (12/7)**: Started at defensive tackle...notched five tackles (two solo) and 1.0 sack...**vs. Arizona (12/11)**: Recorded his 10th career start at defensive tackle...registered six tackles (two solo) and 1.0 sack...**at Seattle (12/28)**: Started at defensive tackle...posted seven tackles (four solo) and 1.0 sack...led all rookies with 9.0 sacks.

**COLLEGE**: Recipient of the Bronko Nagurski Trophy (nation's most outstanding defensive player), Chuck Bednarik (defensive player of the year), Outland Trophy (nation's best offensive or defensive interior lineman) and Rotary Lombardi Award (nation's most outstanding lineman or linebacker)...also named Athlon Sports National Defensive Player of the Year, CBSSports.com National Defensive Player of the Year and Lindy's Sports National Defensive Player of the Year...named All-American first-team by The NFL Draft Report, American Football Coaches Association, Associated Press, Athlon Sports, ESPN.com, Football Writers Association of America, Lindy's Sports, SI.com, Sporting News, USA Today and Walter Camp Football Foundation...was also the recipient of the Atlantic Coast Conference Defensive Player of the Year Award by the league's coaches, media and Athlon Sports...added All-ACC first-team honors...earned unanimous first-team All-American status, he became the first Pitt defensive player to accomplish that feat since legendary defensive end Hugh Green in 1980...started 30-of-51 games at Pittsburgh - 25 at strong-side defensive tackle and five at strong-side defensive end...recorded 181 tackles (115 solos) with 29.5 sacks for minus 200 yards, 66.0 stops for losses totaling 315 yards, 43 quarterback pressures, 11 pass deflections and six forced fumbles...ranks fourth in NCAA FBS history with his 66.0 tackles-for-loss...his 29.5 sacks and 28 solo sacks both ranked third among active players, as his lost yardage via sacks (200) placed fourth...his 66 tackles-for-loss are the most by a Panther since the NCAA began recognizing that category in 1999...in 2013, earned Player of the Week honors for his performance vs. Virginia from the Bednarik Award and Athlon Sports...received National Player of the Week from the Bednarik Award vs. Georgia Tech and was also named ACC Player of the Week for that effort...closed out the regular schedule with Lott IMPACT Player of the Week and Walter Camp National Defensive Player of the Week recognition for the Syracuse clash...in 2012, earned third-team All-American honors from The NFL Draft Report after he led the team with 5.5 sacks for minus 36 yards, 18.5 stops for losses of 78 yards and eleven quarterback pressures...in 2011, received All-Big East Conference second-team honors from the league's coaches...played in all thirteen games as a reserve defensive tackle in 2010.

**PERSONAL**: Attended Penn Hills (Pa.) High School, playing football for head coach Ron Graham...regarded as one of the most dominating defensive linemen in Western Pennsylvania Interscholastic Athletic League Class AAAA ranks...selected first team All-State Class AAAA by the Pennsylvania Sports Writers Association each of his final two seasons...The Pennsylvania Football News All-Class AAAA, Pittsburgh Post-Gazette WPIAL Class AAAA Player of the Year, Pittsburgh Post-Gazette "Fabulous 22" and Pittsburgh Tribune-Review "Terrific 25" choice compiled 63 tackles, including fifteen for loss and eleven sacks as a senior...also started at offensive guard and was a three-year starter on both sides of the ball...the Indians advanced to the WPIAL Class AAAA playoffs in each of Donald's three years as a starter...selected to play in the Big 33 Football Classic and was rated one of the country's top 25 defensive tackles by Scout.com...majored in Communications...son of Anita Goggins and Archie Donald...his brother, Archie, played linebacker at Toledo...his sister, Akita, is a dentist and graduated from Carlou College Masters program...resides in Penn Hills, Pennsylvania...participated in numerous community events, including Coach Fisher & Friends Celebrity Softball game, the 6th Annual Playground Build at Marygrove, United Way Kickoff to Charity Luncheon, St. Louis Rams Training Academy Youth Camp and the All-Community Team Ticket Program - Donald's Drop Squad.

# AARON DONALD NFL STATISTICS

## REGULAR SEASON

| Year         | Team | G/S          | Tackles    |            |           |             | Interceptions |          |          |          | Fumbles  |          |          |          |          |
|--------------|------|--------------|------------|------------|-----------|-------------|---------------|----------|----------|----------|----------|----------|----------|----------|----------|
|              |      |              | Total      | Solo       | Asst      | Sk          | Yds           | Int      | Yds      | Lg       | TD       | PD       | FF       | FR       | Yds      |
| 2014         | RAMS | 16/12        | 72         | 49         | 23        | 9.0         | 60            | 0        | 0        | 0        | 0        | 0        | 1        | 0        | 0        |
| 2015         | RAMS | 16/16        | 85         | 60         | 25        | 11.0        | 59.5          | 0        | 0        | 0        | 0        | 0        | 2        | 1        | 0        |
| 2016         | RAMS | 16/16        | 62         | 43         | 19        | 8.0         | 54            | 0        | 0        | 0        | 0        | 6        | 2        | 0        | 0        |
| 2017         | RAMS | 6/6          | 22         | 12         | 10        | 3.0         | 23.0          | 0        | 0        | 0        | 0        | 0        | 1        | 0        | 0        |
| <b>Total</b> |      | <b>54/50</b> | <b>241</b> | <b>164</b> | <b>77</b> | <b>31.0</b> | <b>204.5</b>  | <b>0</b> | <b>0</b> | <b>0</b> | <b>0</b> | <b>6</b> | <b>6</b> | <b>1</b> | <b>0</b> |

### SINGLE GAME HIGHS

Total Tackles – 11, vs. Seattle (9/13/15)  
 Solo Tackles – 8, at Baltimore (11/22/15)  
 Sacks – 3.0, vs. Detroit (12/13/15)

# AARON DONALD GAME-BY-GAME STATISTICS

## 2017 LOS ANGELES RAMS

| Game          | W/L        | P/S        | T         | S         | A         | Sk         | Yds         | Int        | Yds      | Lg       | TD       | PD       | FF       | FR       | Yds      |  |
|---------------|------------|------------|-----------|-----------|-----------|------------|-------------|------------|----------|----------|----------|----------|----------|----------|----------|--|
| IND 9/10      | W          |            |           |           |           |            |             | Exempt     |          |          |          |          |          |          |          |  |
| WAS 9/17      | L          | 1/1        | 2         | 1         | 1         | 0.0        | 0.0         | 0          | 0        | 0        | 0        | 0        | 0        | 0        | 0        |  |
| @SF 9/21      | W          | 1/1        | 3         | 2         | 1         | 1.0        | 8.0         | 0          | 0        | 0        | 0        | 0        | 0        | 0        | 0        |  |
| @DAL 10/1     | W          | 1/1        | 5         | 2         | 3         | 0.0        | 0.0         | 0          | 0        | 0        | 0        | 0        | 0        | 0        | 0        |  |
| SEA 10/8      | L          | 1/1        | 6         | 3         | 3         | 0.0        | 0.0         | 0          | 0        | 0        | 0        | 0        | 0        | 0        | 0        |  |
| @JAC 10/15    | W          | 1/1        | 3         | 2         | 1         | 1.0        | 4.0         | 0          | 0        | 0        | 0        | 0        | 1        | 0        | 0        |  |
| ARI 10/22     | W          | 1/1        | 3         | 2         | 1         | 1.0        | 11.0        | 0          | 0        | 0        | 0        | 0        | 0        | 0        | 0        |  |
| @NYG 11/5     | 0/0        | 0          | 0         | 0         | 0         | 0.0        | 0.0         | 0          | 0        | 0        | 0        | 0        | 0        | 0        | 0        |  |
| HOU 11/12     | 0/0        | 0          | 0         | 0         | 0         | 0.0        | 0.0         | 0          | 0        | 0        | 0        | 0        | 0        | 0        | 0        |  |
| @MIN 11/19    | 0/0        | 0          | 0         | 0         | 0         | 0.0        | 0.0         | 0          | 0        | 0        | 0        | 0        | 0        | 0        | 0        |  |
| NO 11/26      | 0/0        | 0          | 0         | 0         | 0         | 0.0        | 0.0         | 0          | 0        | 0        | 0        | 0        | 0        | 0        | 0        |  |
| @ARI 12/2     | 0/0        | 0          | 0         | 0         | 0         | 0.0        | 0.0         | 0          | 0        | 0        | 0        | 0        | 0        | 0        | 0        |  |
| PHI 12/10     | 0/0        | 0          | 0         | 0         | 0         | 0.0        | 0.0         | 0          | 0        | 0        | 0        | 0        | 0        | 0        | 0        |  |
| @SEA 12/17    | 0/0        | 0          | 0         | 0         | 0         | 0.0        | 0.0         | 0          | 0        | 0        | 0        | 0        | 0        | 0        | 0        |  |
| @TEN 12/24    | 0/0        | 0          | 0         | 0         | 0         | 0.0        | 0.0         | 0          | 0        | 0        | 0        | 0        | 0        | 0        | 0        |  |
| SF 12/31      | 0/0        | 0          | 0         | 0         | 0         | 0.0        | 0.0         | 0          | 0        | 0        | 0        | 0        | 0        | 0        | 0        |  |
| <b>TOTALS</b> | <b>5-2</b> | <b>6/6</b> | <b>22</b> | <b>12</b> | <b>10</b> | <b>3.0</b> | <b>23.0</b> | <b>0.0</b> | <b>0</b> | <b>0</b> | <b>0</b> | <b>0</b> | <b>1</b> | <b>0</b> | <b>0</b> |  |

## 2016 LOS ANGELES RAMS

| Game          | W/L         | P/S          | T         | S         | A         | Sk         | Yds         | Int      | Yds      | Lg       | TD       | PD       | FF       | FR       | Yds      |
|---------------|-------------|--------------|-----------|-----------|-----------|------------|-------------|----------|----------|----------|----------|----------|----------|----------|----------|
| @SF 9/12      | L           | 1/1          | 4         | 3         | 1         | 0.0        | 0           | 0        | 0        | 0        | 0        | 0        | 0        | 0        | 0        |
| SEA 9/18      | W           | 1/1          | 5         | 4         | 1         | 0.0        | 0           | 0        | 0        | 0        | 0        | 0        | 0        | 0        | 0        |
| @TB 9/25      | W           | 1/1          | 3         | 1         | 2         | 0.0        | 0           | 0        | 0        | 0        | 0        | 0        | 2        | 0        | 0        |
| @ARI 10/2     | W           | 1/1          | 5         | 3         | 2         | 1.5        | 9.5         | 0        | 0        | 0        | 0        | 1        | 1        | 0        | 0        |
| BUF 10/9      | L           | 1/1          | 2         | 2         | 0         | 0.5        | 3.5         | 0        | 0        | 0        | 0        | 0        | 0        | 0        | 0        |
| @DET 10/16    | L           | 1/1          | 4         | 3         | 1         | 1.0        | 5           | 0        | 0        | 0        | 0        | 0        | 0        | 0        | 0        |
| NYG 10/23     | L           | 1/1          | 6         | 4         | 2         | 0.0        | 0           | 0        | 0        | 0        | 0        | 0        | 0        | 0        | 0        |
| CAR 11/6      | L           | 1/1          | 2         | 2         | 0         | 2.0        | 19          | 0        | 0        | 0        | 0        | 0        | 0        | 0        | 0        |
| @NYJ 11/13    | W           | 1/1          | 4         | 2         | 2         | 0.0        | 0           | 0        | 0        | 0        | 0        | 0        | 0        | 0        | 0        |
| MIA 11/20     | L           | 1/1          | 5         | 2         | 3         | 0.0        | 0           | 0        | 0        | 0        | 0        | 1        | 0        | 0        | 0        |
| @NO 11/27     | L           | 1/1          | 3         | 3         | 0         | 1.0        | 8           | 0        | 0        | 0        | 0        | 0        | 0        | 1        | 0        |
| @NE 12/4      | L           | 1/1          | 4         | 3         | 1         | 0.0        | 0           | 0        | 0        | 0        | 0        | 0        | 0        | 0        | 0        |
| ATL 12/11     | L           | 1/1          | 3         | 2         | 1         | 1.0        | 6           | 0        | 0        | 0        | 0        | 0        | 0        | 0        | 0        |
| @SEA 12/15    | L           | 1/1          | 5         | 3         | 2         | 0.0        | 0           | 0        | 0        | 0        | 0        | 1        | 0        | 0        | 0        |
| SF 12/24      | L           | 1/1          | 7         | 6         | 1         | 1.0        | 3           | 0        | 0        | 0        | 0        | 0        | 0        | 0        | 0        |
| ARI 11/17     | L           | 1/1          | 0         | 0         | 0         | 0.0        | 0           | 0        | 0        | 0        | 0        | 0        | 1        | 0        | 0        |
| <b>TOTALS</b> | <b>4-12</b> | <b>16/16</b> | <b>62</b> | <b>43</b> | <b>19</b> | <b>8.0</b> | <b>54.0</b> | <b>0</b> | <b>0</b> | <b>0</b> | <b>0</b> | <b>6</b> | <b>2</b> | <b>0</b> | <b>0</b> |

## 2015 ST. LOUIS RAMS

| Game         | W/L        | P/S          | T         | S         | A         | Sk          | Yds         | Int      | Yds      | Lg       | TD       | PD       | FF       | FR       | Yds      |
|--------------|------------|--------------|-----------|-----------|-----------|-------------|-------------|----------|----------|----------|----------|----------|----------|----------|----------|
| SEA 9/13     | W          | 1/1          | 11        | 6         | 5         | 2.0         | 10.0        | 0        | 0        | 0        | 0        | 0        | 0        | 0        | 0        |
| @WASH 9/20   | L          | 1/1          | 5         | 4         | 1         | 0.5         | 4.0         | 0        | 0        | 0        | 0        | 0        | 0        | 0        | 0        |
| PIT 9/27     | L          | 1/1          | 6         | 4         | 2         | 1.0         | 8.0         | 0        | 0        | 0        | 0        | 0        | 0        | 0        | 0        |
| @ARI 10/4    | W          | 1/1          | 4         | 2         | 2         | 0.0         | 0           | 0        | 0        | 0        | 0        | 0        | 0        | 0        | 0        |
| @GB 10/11    | L          | 1/1          | 3         | 2         | 1         | 0.0         | 0           | 0        | 0        | 0        | 0        | 0        | 0        | 0        | 0        |
| CLEV 10/25   | W          | 1/1          | 2         | 2         | 0         | 1.0         | 0           | 0        | 0        | 0        | 0        | 2        | 0        | 0        | 0        |
| SF 11/1      | W          | 1/1          | 4         | 4         | 0         | 0.0         | 0           | 0        | 0        | 0        | 0        | 0        | 0        | 0        | 0        |
| @MINN 11/8   | L          | 1/1          | 4         | 3         | 1         | 0.0         | 0           | 0        | 0        | 0        | 0        | 0        | 0        | 0        | 0        |
| CHI 11/15    | L          | 1/1          | 5         | 4         | 1         | 1.5         | 9.5         | 0        | 0        | 0        | 0        | 0        | 1        | 0        | 0        |
| @BAL 11/22   | L          | 1/1          | 10        | 8         | 2         | 1.0         | 7.0         | 0        | 0        | 0        | 0        | 0        | 0        | 0        | 0        |
| @CIN 11/29   | L          | 1/1          | 6         | 3         | 3         | 0.0         | 0           | 0        | 0        | 0        | 0        | 0        | 0        | 0        | 0        |
| ARI 12/6     | L          | 1/1          | 7         | 6         | 1         | 1.0         | 4.0         | 0        | 0        | 0        | 0        | 0        | 0        | 0        | 0        |
| DET 12/13    | W          | 1/1          | 2         | 2         | 0         | 3.0         | 17.0        | 0        | 0        | 0        | 0        | 0        | 0        | 0        | 0        |
| TB 12/17     | W          | 1/1          | 6         | 4         | 2         | 0.0         | 0           | 0        | 0        | 0        | 0        | 0        | 0        | 0        | 0        |
| @SEA 12/27   | W          | 1/1          | 7         | 4         | 3         | 0.0         | 0           | 0        | 0        | 0        | 0        | 0        | 0        | 0        | 0        |
| @SF 1/3/16   | L          | 1/1          | 3         | 2         | 1         | 0.0         | 0           | 0        | 0        | 0        | 0        | 0        | 0        | 0        | 0        |
| <b>TOTAL</b> | <b>7-9</b> | <b>16/16</b> | <b>85</b> | <b>60</b> | <b>25</b> | <b>11.0</b> | <b>59.5</b> | <b>0</b> | <b>0</b> | <b>0</b> | <b>0</b> | <b>2</b> | <b>1</b> | <b>0</b> | <b>0</b> |

## 2014 ST. LOUIS RAMS

| Game         | W/L         | P/S          | T         | S         | A         | Sk         | Yds       | Int      | Yds      | Lg       | TD       | PD       | FF       | FR       | Yds      |
|--------------|-------------|--------------|-----------|-----------|-----------|------------|-----------|----------|----------|----------|----------|----------|----------|----------|----------|
| MIN 9/7      | L           | 1/0          | 6         | 5         | 1         | 0.0        | 0         | 0        | 0        | 0        | 0        | 0        | 0        | 0        | 0        |
| @TB 9/14     | W           | 1/0          | 6         | 5         | 1         | 1.0        | 4         | 0        | 0        | 0        | 0        | 0        | 0        | 0        | 0        |
| DAL 9/21     | L           | 1/0          | 4         | 3         | 1         | 0.0        | 0         | 0        | 0        | 0        | 0        | 0        | 0        | 0        | 0        |
| PHL 10/5     | L           | 1/0          | 4         | 2         | 2         | 0.0        | 0         | 0        | 0        | 0        | 0        | 0        | 0        | 0        | 0        |
| SF 10/13     | L           | 1/1          | 7         | 5         | 2         | 0.0        | 0         | 0        | 0        | 0        | 0        | 0        | 0        | 0        | 0        |
| SEA 10/19    | W           | 1/1          | 6         | 6         | 0         | 1.0        | 5         | 0        | 0        | 0        | 0        | 0        | 0        | 0        | 0        |
| @KC 10/26    | L           | 1/1          | 3         | 3         | 0         | 0.0        | 0         | 0        | 0        | 0        | 0        | 0        | 0        | 1        | 0        |
| @SF 11/2     | W           | 1/1          | 1         | 1         | 0         | 1.0        | 9         | 0        | 0        | 0        | 0        | 0        | 0        | 0        | 0        |
| @ARI 11/9    | L           | 1/1          | 3         | 2         | 1         | 0.0        | 0         | 0        | 0        | 0        | 0        | 0        | 0        | 0        | 0        |
| DEN 11/16    | W           | 1/1          | 2         | 2         | 0         | 1.0        | 12        | 0        | 0        | 0        | 0        | 0        | 0        | 0        | 0        |
| @SD 11/23    | L           | 1/1          | 7         | 4         | 3         | 1.0        | 5         | 0        | 0        | 0        | 0        | 0        | 0        | 0        | 0        |
| OAK 11/30    | W           | 1/1          | 5         | 3         | 2         | 1.0        | 8         | 0        | 0        | 0        | 0        | 0        | 0        | 0        | 0        |
| @WAS 12/7    | W           | 1/1          | 5         | 2         | 3         | 1.0        | 8         | 0        | 0        | 0        | 0        | 0        | 0        | 0        | 0        |
| ARI 12/11    | L           | 1/1          | 6         | 2         | 4         | 1.0        | 8         | 0        | 0        | 0        | 0        | 0        | 0        | 0        | 0        |
| NYG 12/21    | L           | 1/1          | 0         | 0         | 0         | 0.0        | 0         | 0        | 0        | 0        | 0        | 0        | 0        | 0        | 0        |
| @SEA 12/28   | L           | 1/1          | 7         | 4         | 3         | 1.0        | 1         | 0        | 0        | 0        | 0        | 0        | 0        | 0        | 0        |
| <b>TOTAL</b> | <b>6-10</b> | <b>16/12</b> | <b>72</b> | <b>49</b> | <b>23</b> | <b>9.0</b> | <b>60</b> | <b>0</b> | <b>0</b> | <b>0</b> | <b>0</b> | <b>0</b> | <b>0</b> | <b>1</b> | <b>0</b> |



# 64 | ANDREW DONNAL

|             |                     |
|-------------|---------------------|
| Position:   | Tackle              |
| Ht./Wt.     | 6-5/310             |
| Birth Date: | 3/3/92              |
| College:    | Iowa                |
| Hometown:   | Monclova, Ohio      |
| Experience: | 3rd year (3rd Rams) |
| Acquired:   | D4-2015 (119th)     |

Career GP/GS (Playoffs): 21/6 (0/0)



**TRANSACTIONS:** Selected by the Rams in the fourth round (119th overall) of the 2015 NFL Draft (5/2/15).

**PRO:** Second-year offensive lineman has played in 21 games in his career, starting six.

**2017 SEASON: Week 7 vs. Arizona (10/22):** Declared inactive...**Week 6 at Jacksonville (10/16):** Declared inactive...**Week 5 vs. Seattle (10/8):** Declared inactive...**Week 4 at Dallas (10/1):** Declared inactive...**Week 3 at San Francisco (9/21):** Declared inactive...**Week 2 vs. Washington (9/17):** Declared inactive...**Week 1 vs. Indianapolis (9/10):** Declared inactive.

**2016 SEASON:** Played in 16 games and started four...**at New Orleans (11/27):** Filled in for OL Rodger Saffold at LT when Saffold went out with an injury...also saw time on special teams...**vs. Atlanta (12/11):** Started at right guard, his first start of the season.

**2015 SEASON:** Played in five games and earned two starts before being declared inactive with a knee injury...**at Baltimore (11/22):** Started at right guard...left the game with a knee injury and did not return...**at Minnesota (11/8):** Made his first NFL start...**vs. San Francisco (11/1):** Saw action on special teams...**at Washington (9/20):** Saw his first NFL action on special teams.

**COLLEGE:** Started all 13 games at right tackle as a senior... earned Honorable mention All-Big Ten by league coaches...played every offensive down in win over Northern Iowa as offense gained 401 yards total offense...played every offensive down in win over Ball State as offense gained 455 yards total offense...played every offensive down in win at Purdue as offense gained 420 yards total offense...played every offensive down in win over Indiana as offense gained 426 yards total offense...played every offensive down in win over Northwestern as offense gained 483 yards total offense...started at right tackle in win at Illinois as offense rushed for 304 yards and gained 587 yards total offense...played every offensive down against No. 14 Wisconsin as offense gained 412 yards total offense against top-ranked defense in the nation...saw action at both guard and tackle throughout the 2013 season...played in 12 games...saw action at right guard and left tackle in win over Missouri State as offense gained 491 yards total offense ...saw action at right guard in win at Iowa State as offense gained 378 yards total offense and rushed for over 200 yards in third straight outing...saw action in win over Western Michigan as offense gained 446 yards total offense while rushing for over 200 yards in fourth straight game...saw action in offensive line in 23-7 win at Minnesota as offense gained 464 yards total offense and rushed for over 200 yards in fifth straight outing...saw action in win at Purdue as offense rushed for 318 yards and gained 509 yards total offense...listed as second team left tackle following spring practice in 2012...played in the first seven games of the 2012 season with three starts before being injured....registered first career start at right guard in win over Minnesota while the offense gained 374 yards total offense...started at right guard and played every offensive play in win at Michigan State...did not play in final five games due to injury...saw first action of collegiate career during 2011 season in opening win over Tennessee Tech...saw action in 45-24 win over Indiana as offense gained 456 yards total offense...redshirted during 2010 season.

**PERSONAL:** Attended Anthony Wayne High School in Ohio...participated in Army All-American Bowl and selected to team USA vs. World All-Stars in conjunction with Super Bowl...named first team All-Ohio Division I offensive lineman by the Associated Press...first team all-district and all-Northern Lakes League offensive tackle...named District Lineman of the Year...named to all-Toledo Blade team and Ohio High Magazine first team offensive line...2009 Buckeye Bluechip honoree by Touchdown Club of Columbus...was also first team all-conference as a junior, second team all-District and special mention all-state...earned second team all-conference honors as a sophomore....earned three varsity letters as offensive and defensive lineman...team captain as senior while helping team post 7-3 overall record....also lettered three years as basketball center and in track while competing in the shot put and discus...leisure studies major...named to all-Northern Lakes League Academic Team...parents are Susie and Ron Donnal.

**DONNAL'S Games Played Stats:** RAMS 2017 (0/0), 2016 (16/4), 2015 (5/2). **TOTALS: (21/6).**







# 81 | GERALD EVERETT

**Position:** Tight End  
**Ht./Wt.:** 6-3/245  
**Birth Date:** 6/25/94  
**College:** South Alabama  
**Hometown:** Decatur, Ga.  
**Experience:** Rookie  
**Acquired:** D2-2017 (44th)

**Career GP/GS (Playoffs) 7/1 (0/0)**



**TRANSACTIONS:** Selected by the Rams in the second round (44th overall) of the 2017 NFL Draft (4/29/17).

**2017 SEASON: Week 7 vs. Arizona (10/22):** Saw action at tight end...**Week 6 at Jacksonville (10/16):** Saw action at tight end... scored his first career touchdown on a 4-yard reception fro QB Jared Goff...**Week 5 vs. Seattle (10/8):** Saw action at tight end... recorded an 8-yard reception...**Week 4 at Dallas (10/1):** Saw action at tight end...hauled in an 8-yard reception...**Week 3 at San Francisco (9/21):** Saw action at tight end...**Week 2 vs. Washington (9/17):** Played on offense...hauled in a 69-yard reception from QB Jared Goff...marked the second longest reception by a tight end in the NFL this season (Atlanta's TE Austin Hooper registered an 88-yard reception in Week 1)...the reception is the longest by a rookie tight end in the NFL since Tampa Bay's Tyji Armstrong had an 81-yard reception vs. the L.A. Rams (12/6/92)...he added a 24-yard reception and finished the day leading the team in receiving yards with three catches for 95 yards...**Week 1 vs. Indianapolis (9/10):** Started at tight end in his first NFL game...notched one reception for 39 yards.

**COLLEGE:** A semifinalist for the John Mackey Award presented to the top tight end in the nation following his senior season in 2016...named first-team all-Sun Belt Conference...also earned first-team all-Sun Belt honors from Phil Steele Publications... tied for the team lead with 49 receptions, and was second on the squad with 717 yards receiving and four touchdown catches... finished the year tied for third among tight ends in the country in receiving yards per game and was tied for seventh in catches per contest...ended up sixth in the league in both categories as well...had a game-high 103 yards on five catches - including a 79-yard touchdown reception on the Jaguars' second play of the second half - to help the program to its first ever victory over a nationally-ranked opponent in a 42-24 defeat of No. 19 San Diego State...followed up with a single game-best 125 yards on five receptions against SBC co-champion Arkansas State to become first player in school history to have 100-plus yards receiving in consecutive outings...tied his career-best single game receptions total with eight catches for 95 yards, including the game-winning reception to help lead the Jaguars to a 21-20 win...marked the program's first-ever victory over a Southeastern Conference oppnent...as a junior in 2015, earned first-team all-Sun Belt Conference and named to the league's All-Newcomer Team after leading the Jaguars in receptions (41), receiving yards (575), touchdown catches (eight) and total touchdowns scored (12)...ended the campaign ranked sixth nationally among tight ends in receiving yards per game and tied for 11th at the position in the country in catches per contest...tied the school record for touchdown catches in a season...scored a touchdown in seven straight games, the second-longest streak in program history and the longest since moving to the NCAA Football Bowl Subdivision...attended University of Alabama-Birmingham in 2014...in his only season at UAB, caught 17 passes for 292 yards and a score while playing in all 12 games with one start...posted career high eight receptions for 93 yards against Conference USA West Division champion Louisiana Tech...from 2012-13, attended Hutchinson (Kan.) Community College.

**PERSONAL:** Only played football his senior season at Columbia High...earned all-conference honors...was a three-year letterwinner in basketball and was also a member of the Eagle track and field team...full name is Gerald Rashard Everett...an interdisciplinary studies major.

## GERALD EVERETT NFL STATISTICS

| Year          | Team | G/S        | REGULAR SEASON |            |             |           |          |          |          |            |          |          |
|---------------|------|------------|----------------|------------|-------------|-----------|----------|----------|----------|------------|----------|----------|
|               |      |            | Receiving      |            |             |           |          | Rushing  |          |            |          |          |
|               |      |            | No             | Yds        | Avg         | Lg        | TD       | Att      | Yds      | Avg        | Lg       | TD       |
| 2017          | RAMS | 7/1        | 7              | 154        | 22.0        | 69        | 1        | 0        | 0        | 0.0        | 0        | 0        |
| <b>TOTALS</b> |      | <b>7/1</b> | <b>7</b>       | <b>154</b> | <b>22.0</b> | <b>69</b> | <b>1</b> | <b>0</b> | <b>0</b> | <b>0.0</b> | <b>0</b> | <b>0</b> |



# GERALD EVERETT GAME-BY-GAME STATISTICS

## 2017 LOS ANGELES RAMS

| Game          | WL         | P/S        | Receiving |            |             |           | Rushing  |          |          |            |          |          |
|---------------|------------|------------|-----------|------------|-------------|-----------|----------|----------|----------|------------|----------|----------|
|               |            |            | No        | Yds        | Avg         | Lg        | TD       | Att      | Yds      | Avg        | Lg       | TD       |
| IND 9/10      | W          | 1/1        | 1         | 39         | 39.0        | 39        | 0        | 0        | 0        | 0.0        | 0        | 0        |
| WAS 9/17      | L          | 1/0        | 3         | 95         | 31.7        | 69        | 0        | 0        | 0        | 0.0        | 0        | 0        |
| @SF 9/21      | W          | 1/0        | 0         | 0          | 0.0         | 0         | 0        | 0        | 0        | 0.0        | 0        | 0        |
| @DAL 10/1     | W          | 1/0        | 1         | 8          | 8.0         | 8         | 0        | 0        | 0        | 0.0        | 0        | 0        |
| SEA 10/8      | L          | 1/0        | 1         | 8          | 8.0         | 8         | 0        | 0        | 0        | 0.0        | 0        | 0        |
| @JAC 10/15    | W          | 1/0        | 1         | 4          | 4.0         | 0         | 1        | 0        | 0        | 0.0        | 0        | 0        |
| ARI 10/22     | W          | 1/0        | 0         | 0          | 0.0         | 0         | 0        | 0        | 0        | 0.0        | 0        | 0        |
| @NYG 11/5     | 0/0        | 0/0        | 0         | 0          | 0.0         | 0         | 0        | 0        | 0        | 0.0        | 0        | 0        |
| HOU 11/12     | 0/0        | 0/0        | 0         | 0          | 0.0         | 0         | 0        | 0        | 0        | 0.0        | 0        | 0        |
| @MIN 11/19    | 0/0        | 0/0        | 0         | 0          | 0.0         | 0         | 0        | 0        | 0        | 0.0        | 0        | 0        |
| NO 11/26      | 0/0        | 0/0        | 0         | 0          | 0.0         | 0         | 0        | 0        | 0        | 0.0        | 0        | 0        |
| @ARI 12/2     | 0/0        | 0/0        | 0         | 0          | 0.0         | 0         | 0        | 0        | 0        | 0.0        | 0        | 0        |
| PHI 12/10     | 0/0        | 0/0        | 0         | 0          | 0.0         | 0         | 0        | 0        | 0        | 0.0        | 0        | 0        |
| @SEA 12/17    | 0/0        | 0/0        | 0         | 0          | 0.0         | 0         | 0        | 0        | 0        | 0.0        | 0        | 0        |
| @TEN 12/24    | 0/0        | 0/0        | 0         | 0          | 0.0         | 0         | 0        | 0        | 0        | 0.0        | 0        | 0        |
| SF 12/3       | 0/0        | 0/0        | 0         | 0          | 0.0         | 0         | 0        | 0        | 0        | 0.0        | 0        | 0        |
| <b>TOTALS</b> | <b>5-2</b> | <b>7/1</b> | <b>7</b>  | <b>154</b> | <b>22.0</b> | <b>69</b> | <b>1</b> | <b>0</b> | <b>0</b> | <b>0.0</b> | <b>0</b> | <b>0</b> |



# 97 | MORGAN FOX

**Position:** Defensive End  
**Ht./Wt.:** 6-3/275  
**Birth Date:** 9/12/94  
**College:** Colorado State - Pueblo  
**Hometown:** Colorado Springs, Colo.  
**Experience:** Rookie  
**Acquired:** UDFA-2016

**Career GP/GS (Playoffs):** 11/0 (0/0)



**TRANSACTIONS:** Signed to the club's active roster from the practice squad (12/15/16)...added to the Rams practice squad (10/13/16)...released (10/11/16)...added to the team's active roster from the practice squad (10/8/16)...signed to the practice squad (9/5/16)...released (9/3/16)...signed with the Los Angeles Rams as an undrafted free agent (5/6/16).

**2017 SEASON: Week 7 vs. Arizona (10/22):** Saw action on defense and on special teams...**Week 6 at Jacksonville (10/16):** Saw action on defense and special teams...recorded three tackles (two solo)...also had 1.0 sack, one quarterback hit and one forced fumble...**Week 5 vs. Seattle (10/8):** Played on defense and special teams...tallied two tackles (one solo)...**Week 4 at Dallas (10/1):** Saw action on defense and special teams...notched one solo tackle for a loss, one sack and one quarterback hit...**Week 2 vs. Washington (9/17):** Saw action on defense and special teams...split his first career sack with OLB Robert Quinn on Redskins QB Kirk Cousins...also recorded one assisted tackle...**Week 1 vs. Indianapolis (9/10):** Played on defense and special teams...made two solo tackles, including one for loss...tackled Colts QB Jacoby Brissett in the end zone for a safety.

**2016 SEASON:** Played in four games in his rookie season after spending 13 of the first 14 weeks of the season on the club's practice squad...compiled six tackles (four solo) in addition to one forced fumble and one fumble recovery...**vs. San Francisco (12/24):** Notched a career-high three tackles (two solo)...also had one forced fumble and one fumble recovery...**vs. Arizona (1/1):** Tallied two tackles (one solo).

**COLLEGE:** Owns the Colorado State-Pueblo record for sacks in a season (17) and career (36)...totaled 164 career tackles (82 solo), 49.5 tackles for loss, four fumble recoveries, two forced fumbles and 11 break-ups...as a senior in 2015, named a finalist for the Cliff Harris Small College Defensive Player of the Year...honored as the runner-up for the Gene Upshaw Division II Lineman of the Year Award...First Team All-American (Coaches Association)...finished first in the nation in sacks per game with 1.42, while the 128 sack yards was first nationally...finished the season with 52 tackles (32 solo), forced and recovered a fumble and added one pass break-up...member of a Pack defense that finished third nationally in interceptions (24), third in scoring defense (15.8), 11th in rushing defense (94.6), 17th in total defense (308.8), 18th in tackles for loss (8.2) and 19th in sacks per game (3.0)...as a junior in 2013, appeared in 15 games at defensive end for the Pack...recorded 57 total tackles, 27 solo...second on the team with 12.5 sacks...his 18.5 tackles for loss was also second on the squad...as a sophomore in 2013, started in all 12 games...had 45 tackles for an average of 8.5 yards a loss, and 6.0 sacks for 41 yards...as a freshman in 2012, finished the season with 10 tackles.

**PERSONAL:** Attended Fountain-Fort Carson High School...named a first-team All-Conference selection during his senior year...also an honorable mention All-Conference selection, a first-team All-City selection and an All-State Game selection ...during his senior year, made 112 tackles, 8.0 sacks, five fumble recoveries and two forced fumbles...named the team's defensive MVP and top defensive lineman...also competed in wrestling and lacrosse...son of Joe and Helen Fox and Cathy Antoniou...has four younger siblings, Madi, Marlee, Jack Fox and Theodore Antoniou...Uncles, Oscar and Isaac Wood, competed in wrestling...majored in exercise science.

## MORGAN FOX NFL STATISTICS

| REGULAR SEASON |      |      |         |      |      |     |               |     |     |    |    |         |    |    |     |  |
|----------------|------|------|---------|------|------|-----|---------------|-----|-----|----|----|---------|----|----|-----|--|
| Year           | Team | G/S  | Tackles |      |      |     | Interceptions |     |     |    |    | Fumbles |    |    |     |  |
|                |      |      | Total   | Solo | Asst | Sk  | Yds           | Int | Yds | Lg | TD | PD      | FF | FR | Yds |  |
| 2016           | RAMS | 4/0  | 6       | 4    | 2    | 0.0 | 0.0           | 0   | 0   | 0  | 0  | 0       | 1  | 1  | 0   |  |
| 2017           | RAMS | 7/0  | 11      | 8    | 3    | 2.5 | 13.5          | 0   | 0   | 0  | 0  | 0       | 1  | 0  | 0   |  |
| Total          |      | 11/0 | 17      | 12   | 5    | 2.5 | 13.5          | 0   | 0   | 0  | 0  | 0       | 2  | 1  | 0   |  |

**ADDITIONAL CAREER STATISTICS:** Recorded his first NFL score when he tackled Colts QB J. Brissett in the end zone (9/10/17).

# MORGAN FOX GAME-BY-GAME STATISTICS

## 2017 LOS ANGELES RAMS

| Game       | W/L | P/S | T  | S | A | Sk  | Yds  | Int | Yds | Lg | TD | PD | FF | FR | Yds |
|------------|-----|-----|----|---|---|-----|------|-----|-----|----|----|----|----|----|-----|
| IND 9/10   | W   | 1/0 | 2  | 2 | 0 | 0.0 | 0.0  | 0   | 0   | 0  | 0  | 0  | 0  | 0  | 0   |
| WAS 9/17   | L   | 1/0 | 1  | 0 | 1 | 0.5 | 5.5  | 0   | 0   | 0  | 0  | 0  | 0  | 0  | 0   |
| @SF 9/21   | W   | 1/0 | 1  | 1 | 0 | 1.0 | 5.0  | 0   | 0   | 0  | 0  | 0  | 0  | 0  | 0   |
| @DAL 10/1  | W   | 1/0 | 2  | 1 | 1 | 0.0 | 0.0  | 0   | 0   | 0  | 0  | 0  | 0  | 0  | 0   |
| SEA 10/8   | L   | 1/0 | 2  | 2 | 0 | 0.0 | 0.0  | 0   | 0   | 0  | 0  | 0  | 0  | 0  | 0   |
| @JAC 10/15 | W   | 1/0 | 3  | 2 | 3 | 1.0 | 3.0  | 0   | 0   | 0  | 0  | 1  | 0  | 0  | 0   |
| ARI 10/22  | W   | 1/0 | 0  | 0 | 0 | 0.0 | 0.0  | 0   | 0   | 0  | 0  | 0  | 0  | 0  | 0   |
| @NYG 11/5  | 0/0 | 0   | 0  | 0 | 0 | 0.0 | 0.0  | 0   | 0   | 0  | 0  | 0  | 0  | 0  | 0   |
| HOU 11/12  | 0/0 | 0   | 0  | 0 | 0 | 0.0 | 0.0  | 0   | 0   | 0  | 0  | 0  | 0  | 0  | 0   |
| @MIN 11/19 | 0/0 | 0   | 0  | 0 | 0 | 0.0 | 0.0  | 0   | 0   | 0  | 0  | 0  | 0  | 0  | 0   |
| NO 11/26   | 0/0 | 0   | 0  | 0 | 0 | 0.0 | 0.0  | 0   | 0   | 0  | 0  | 0  | 0  | 0  | 0   |
| @ARI 12/2  | 0/0 | 0   | 0  | 0 | 0 | 0.0 | 0.0  | 0   | 0   | 0  | 0  | 0  | 0  | 0  | 0   |
| PHI 12/10  | 0/0 | 0   | 0  | 0 | 0 | 0.0 | 0.0  | 0   | 0   | 0  | 0  | 0  | 0  | 0  | 0   |
| @SEA 12/17 | 0/0 | 0   | 0  | 0 | 0 | 0.0 | 0.0  | 0   | 0   | 0  | 0  | 0  | 0  | 0  | 0   |
| @TEN 12/24 | 0/0 | 0   | 0  | 0 | 0 | 0.0 | 0.0  | 0   | 0   | 0  | 0  | 0  | 0  | 0  | 0   |
| SF 12/31   | 0/0 | 0   | 0  | 0 | 0 | 0.0 | 0.0  | 0   | 0   | 0  | 0  | 0  | 0  | 0  | 0   |
| TOTALS     | 5-2 | 7/0 | 11 | 8 | 3 | 2.5 | 13.5 | 0   | 0   | 0  | 0  | 1  | 0  | 0  | 0   |

## 2016 LOS ANGELES RAMS

| Game       | W/L  | P/S | T | S | A | Sk  | Yds | Int | Yds | Lg | TD | PD | FF | FR | Yds            |
|------------|------|-----|---|---|---|-----|-----|-----|-----|----|----|----|----|----|----------------|
| @SF 9/12   | L    |     |   |   |   |     |     |     |     |    |    |    |    |    | Practice Squad |
| SEA 9/18   | W    |     |   |   |   |     |     |     |     |    |    |    |    |    | Practice Squad |
| @TB 9/25   | W    |     |   |   |   |     |     |     |     |    |    |    |    |    | Practice Squad |
| @ARI 10/2  | W    |     |   |   |   |     |     |     |     |    |    |    |    |    | Practice Squad |
| BUF 10/9   | L    | 1/0 | 0 | 0 | 0 | 0.0 | 0   | 0   | 0   | 0  | 0  | 0  | 0  | 0  | 0              |
| @DET 10/16 | L    |     |   |   |   |     |     |     |     |    |    |    |    |    | Practice Squad |
| NYG 10/23  | L    |     |   |   |   |     |     |     |     |    |    |    |    |    | Practice Squad |
| CAR 11/6   | L    |     |   |   |   |     |     |     |     |    |    |    |    |    | Practice Squad |
| @NYJ 11/13 | W    |     |   |   |   |     |     |     |     |    |    |    |    |    | Practice Squad |
| MIA 11/20  | L    |     |   |   |   |     |     |     |     |    |    |    |    |    | Practice Squad |
| @NO 11/27  | L    |     |   |   |   |     |     |     |     |    |    |    |    |    | Practice Squad |
| @NE 12/4   | L    |     |   |   |   |     |     |     |     |    |    |    |    |    | Practice Squad |
| ATL 12/11  | L    |     |   |   |   |     |     |     |     |    |    |    |    |    | Practice Squad |
| @SEA 12/15 | L    | 1/0 | 1 | 1 | 0 | 0.0 | 0   | 0   | 0   | 0  | 0  | 0  | 0  | 0  | 0              |
| SF 12/24   | L    | 1/0 | 3 | 2 | 1 | 0.0 | 0   | 0   | 0   | 0  | 0  | 0  | 1  | 1  | 0              |
| ARI 1/1/17 | L    | 1/0 | 2 | 1 | 1 | 0.0 | 0   | 0   | 0   | 0  | 0  | 0  | 0  | 0  | 0              |
| TOTALS     | 4-12 | 4/0 | 6 | 4 | 2 | 0.0 | 0   | 0   | 0   | 0  | 0  | 0  | 1  | 1  | 0              |



# 16 | JARED GOFF

|             |                     |
|-------------|---------------------|
| Position:   | Quarterback         |
| Ht./Wt.:    | 6-4/223             |
| Birth Date: | 10/14/1994          |
| College:    | California          |
| Hometown:   | Novato, Calif.      |
| Experience: | 2nd Year (2nd Rams) |
| Acquired:   | D1-2016 (1st)       |

Career GP/GS (Playoffs): 14/14 (0/0)



**TRANSACTIONS:** Selected by Los Angeles in the first round (1st overall) of the 2016 NFL Draft (4/28/16).

**2017 SEASON: Week 7 vs. Arizona (10/22):** Completed 22-of-37 passes for 235 yards, two touchdowns (one rushing)...**Week 6 at Jacksonville (10/15):** Completed 11-of-21 passes for 124 yards, one touchdown, and no interceptions for an 86.2 passer rating...**Week 5 vs. Seattle (10/8):** Completed 22-of-47 passing attempts for 288 yards...**Week 4 at Dallas (10/1):** Completed 21-of-36 passes for 255 yards, two touchdowns, and no interceptions for a 98.7 passer rating...**Week 3 at San Francisco (9/21):** Completed 22-of-28 passes for 292 yards, three touchdowns and no interceptions for a 145.8 passer rating...established personal bests in completion percentage (78.6) and rating (145.8)... **Week 2 vs. Washington (9/17):** Completed 15-of-25 passes for 224 yards and one touchdown...threw a career-long 69-yard completion to rookie TE Gerald Everett...**Week 1 vs. Indianapolis (9/10):** Completed 21-of-29 passes for 306 yards and a touchdown, while picking up his first career win as a starter...his 117.9 quarterback rating is a personal best.

**2016 SEASON:** Started the last seven games of the season...completed 112-of-205 passes for 1,089 yards and six touchdowns (one rushing)...**vs. Miami (11/20):** Made his NFL debut...completed 17-of-31 passes for 134 yards without an interception...carried the ball four times for 11 yards...**at New Orleans (11/27):** Completed 20-of-32- passes for 214 yards and three touchdowns...first career NFL touchdown came on a 24-yard completion to wide receiver Tavon Austin...finished with a passer rating of 100.3...**vs. Atlanta (12/11):** Tallied 235 passing yards on 24-of-41 completions...scored his first rushing touchdown of his career on a two-yard scamper.

**COLLEGE:** Started all 37 games possible during his three seasons at Cal and is the only quarterback in school history to have ever started his first game as a true freshman...holds 26 Cal records including career marks for passing yards (12,220), passing yards per game (329.7), touchdown passes (96), completions (977), passing attempts (1,569), total offense (12,086) and total plays (1,739)...second on the school's all-time list for passing efficiency (143.95) behind only Aaron Rodgers...broke Pac-12 career records with an average of 326.6 yards of total offense per game as well as three seasons of gaining 3,000 or more total yards...ranks third all-time in Pac-12 history and 26th nationally in passing yards as well as fourth in the Pac-12 and 27th nationally in passing touchdowns...set a pair of Pac-12 single-season records in his final campaign as a 2015 junior when he passed for 4,719 yards and 43 touchdowns and he was also the first Cal quarterback to earn first-team All-Pac-12 honors since Rodgers in 2004...two-time team captain as voted by his teammates in his final two campaigns as a junior and 2014 sophomore...one of six players in Pac-12 history to throw for 3,000 or more yards in three seasons and one of two to throw for 3,000 or more yards in each of his first three campaigns...had at least 268 yards passing or two touchdown passes in each of his final 14 collegiate contests...twice earned Pac-12 Offensive Player of the Week honors with both coming over the final three games of his 2015 junior season against Oregon State (11/14/2015) and Arizona State (11/28/2015)...the team's seven-win turnaround over his last two seasons from a 1-11 record in 2013 to an 8-5 mark in 2015 is tied for the second best in school history behind only the eight-win improvement from a 2-10 mark in 1946 to a 10-1 record in 1948...Cal's Most Outstanding Player in a Lockheed Martin Armed Forces Bowl victory over Air Force as a junior in the final game of his collegiate career when he set the bowl's single-game records by passing for 467 yards and six touchdowns to lead Cal to its first bowl victory since 2008.

**PERSONAL:** Attended Marin Catholic High School in Calif...passed for a combined 7,687 yards and 93 touchdowns with 18 interceptions in three varsity seasons from 2010-12, completing 477-of-767 passes (62.2 percent)...three varsity teams to one appearance in the state title game, one North Coast Section crown, three NCS playoff appearances and three MCL championships...earned All-American honors from SuperPrep as a 2012 senior...parents are Jerry and Nancy Goff...has one sibling, Lauren...father was a catcher who played Major League Baseball with Montreal (1990, 1992), Pittsburgh (1993-94) and Detroit (1995-96) following his collegiate baseball career at Cal that included All-America, All-District 8 and All-Pac-10 honors in 1986...majored in sociology.

# JARED GOFF NFL STATISTICS

## REGULAR SEASON

| Year         | Team | Passing      |            |            |             |              |            |           |           |           |               |             |
|--------------|------|--------------|------------|------------|-------------|--------------|------------|-----------|-----------|-----------|---------------|-------------|
|              |      | G/S          | Att.       | Cmp        | Pct.        | Yds          | Yds/Att    | TD        | Int       | Lg        | Sk-Yds        | Rtg.        |
| 2016         | RAMS | 7/7          | 205        | 112        | 54.6        | 1,089        | 5.3        | 5         | 7         | 66        | 26-222        | 63.6        |
| 2017         | RAMS | 7/7          | 222        | 133        | 59.9        | 1,719        | 7.7        | 9         | 4         | 69        | 10-68         | 90.3        |
| <b>Total</b> |      | <b>14/14</b> | <b>427</b> | <b>245</b> | <b>57.4</b> | <b>2,808</b> | <b>6.6</b> | <b>14</b> | <b>11</b> | <b>69</b> | <b>36-290</b> | <b>77.5</b> |

| Year         | Team | Rushing   |           |            |           |          |
|--------------|------|-----------|-----------|------------|-----------|----------|
|              |      | Att.      | Yds.      | Avg.       | Lg        | TD       |
| 2016         | RAMS | 8         | 16        | 2.0        | 6         | 1        |
| 2017         | RAMS | 13        | 45        | 3.5        | 22        | 1        |
| <b>Total</b> |      | <b>21</b> | <b>61</b> | <b>2.9</b> | <b>22</b> | <b>2</b> |

# JARED GOFF GAME-BY-GAME STATISTICS

## 2017 LOS ANGELES RAMS

| Game          | W/L        | P/S        | Att        | Cmp        | Pct         | Yds          | Yds/Att     | TD       | Int      | Lg        | Sk-Yds       | Rtg         |
|---------------|------------|------------|------------|------------|-------------|--------------|-------------|----------|----------|-----------|--------------|-------------|
| IND 9/10      | W          | 1/1        | 29         | 21         | 72.4        | 306          | 10.60       | 1        | 0        | 39        | 1-8          | 117.9       |
| WAS 9/17      | L          | 1/1        | 25         | 15         | 60.0        | 224          | 8.96        | 1        | 1        | 69        | 2-12         | 86.1        |
| @SF 9/21      | W          | 1/1        | 28         | 22         | 78.6        | 292          | 10.43       | 3        | 0        | 47        | 0-0          | 145.8       |
| @DAL 10/1     | W          | 1/1        | 36         | 21         | 58.3        | 255          | 7.08        | 2        | 0        | 53t       | 1-11         | 98.7        |
| SEA 10/8      | L          | 1/1        | 47         | 22         | 46.8        | 288          | 6.13        | 0        | 2        | 35        | 2-13         | 48.9        |
| @JAC 10/15    | W          | 1/1        | 21         | 11         | 52.4        | 124          | 5.90        | 1        | 0        | 22        | 3-17         | 86.2        |
| ARI 10/22     | W          | 1/1        | 37         | 22         | 59.5        | 235          | 6.35        | 1        | 1        | 35        | 1-7          | 75.8        |
| @NYG 11/5     | 0/0        | 0          | 0          | 0          | 0           | 0            | 0           | 0        | 0        | 0         | 0-0          | 0           |
| HOU 11/12     | 0/0        | 0          | 0          | 0          | 0           | 0            | 0           | 0        | 0        | 0         | 0-0          | 0           |
| @MIN 11/19    | 0/0        | 0          | 0          | 0          | 0           | 0            | 0           | 0        | 0        | 0         | 0-0          | 0           |
| NO 11/26      | 0/0        | 0          | 0          | 0          | 0           | 0            | 0           | 0        | 0        | 0         | 0-0          | 0           |
| @ARI 12/2     | 0/0        | 0          | 0          | 0          | 0           | 0            | 0           | 0        | 0        | 0         | 0-0          | 0           |
| PHI 12/10     | 0/0        | 0          | 0          | 0          | 0           | 0            | 0           | 0        | 0        | 0         | 0-0          | 0           |
| @SEA 12/17    | 0/0        | 0          | 0          | 0          | 0           | 0            | 0           | 0        | 0        | 0         | 0-0          | 0           |
| @TEN 12/24    | 0/0        | 0          | 0          | 0          | 0           | 0            | 0           | 0        | 0        | 0         | 0-0          | 0           |
| SF 12/31      | 0/0        | 0          | 0          | 0          | 0           | 0            | 0           | 0        | 0        | 0         | 0-0          | 0           |
| <b>TOTALS</b> | <b>5-2</b> | <b>7/7</b> | <b>222</b> | <b>133</b> | <b>59.9</b> | <b>1,719</b> | <b>7.74</b> | <b>9</b> | <b>4</b> | <b>69</b> | <b>10-68</b> | <b>90.3</b> |

## 2016 LOS ANGELES RAMS

| Game          | W/L         | P/S        | Att        | Cmp        | Pct         | Yds          | Yds/Att    | TD       | Int      | Lg        | Sk-Yds            | Rtg         |
|---------------|-------------|------------|------------|------------|-------------|--------------|------------|----------|----------|-----------|-------------------|-------------|
| @SF 9/12      | L           |            |            |            |             |              |            |          |          |           | Declared Inactive |             |
| SEA 9/18      | W           |            |            |            |             |              |            |          |          |           | Did Not Play      |             |
| @TB 9/25      | W           |            |            |            |             |              |            |          |          |           | Did Not Play      |             |
| @ARI 10/2     | W           |            |            |            |             |              |            |          |          |           | Did Not Play      |             |
| BUF 10/9      | L           |            |            |            |             |              |            |          |          |           | Did Not Play      |             |
| @DET 10/16    | L           |            |            |            |             |              |            |          |          |           | Did Not Play      |             |
| NYG 10/23     | L           |            |            |            |             |              |            |          |          |           | Did Not Play      |             |
| CAR 11/6      | L           |            |            |            |             |              |            |          |          |           | Did Not Play      |             |
| @NYJ 11/13    | W           |            |            |            |             |              |            |          |          |           | Did Not Play      |             |
| MIA 11/20     | L           | 1/1        | 31         | 17         | 54.8        | 134          | 4.3        | 0        | 0        | 21        | 1-9               | 65.8        |
| @NO 11/27     | L           | 1/1        | 32         | 20         | 62.5        | 214          | 6.7        | 3        | 1        | 31        | 3-36              | 100.3       |
| @NE 12/4      | L           | 1/1        | 32         | 14         | 43.8        | 161          | 5.0        | 1        | 2        | 66        | 4-35              | 43.9        |
| ATL 12/11     | L           | 1/1        | 41         | 24         | 58.5        | 235          | 5.7        | 0        | 2        | 28        | 3-27              | 54.4        |
| @SEA 12/15    | L           | 1/1        | 25         | 13         | 52.0        | 135          | 5.4        | 0        | 0        | 25        | 4-31              | 67.9        |
| SF 12/24      | L           | 1/1        | 24         | 11         | 45.8        | 90           | 3.7        | 1        | 2        | 24        | 4-12              | 35.1        |
| ARI 1/1/17    | L           | 1/1        | 20         | 13         | 65.0        | 120          | 6.0        | 0        | 0        | 0         | 0-0               | 81.3        |
| <b>TOTALS</b> | <b>4-12</b> | <b>7/7</b> | <b>205</b> | <b>112</b> | <b>54.6</b> | <b>1,089</b> | <b>5.3</b> | <b>5</b> | <b>7</b> | <b>66</b> | <b>26-222</b>     | <b>63.6</b> |





# 30 | TODD GURLEY II

|             |                     |
|-------------|---------------------|
| Position:   | Running Back        |
| Ht./Wt.:    | 6-1/227             |
| Birth Date: | 8/3/94              |
| College:    | Georgia             |
| Hometown:   | Tarboro, N.C.       |
| Experience: | 3rd year (3rd Rams) |
| Acquired:   | D1-2015 (10th)      |

Career GP/GS (Playoffs): 36/35 (0/0)



**TRANSACTIONS:** Selected by the Rams in the first round (10th overall) of the 2015 NFL Draft (4/30/15).

**PRO:** Third-year pro...career totals include 652 carries, 2,618 rushing yards, 2 rushing touchdowns and three receiving touchdowns...has hauled in 87 career receptions for 760 yards...became fourth player in franchise history to earn Offensive Rookie of the Year honors (2015)...earned first Pro Bowl honors in his rookie season in 13 games he appeared in...started all 16 games his second year in 2016...named NFC Player of the Month in September 2017...the following week was named NFC Offensive Player of the Week for Week 4.



**2017 SEASON: Week 7 vs. Arizona (10/22):** Rushed 22 times for 106 yards and one touchdown... caught four passes for 51 yards...notched his fourth 100-plus yard rushing game of the season...**Week 6 at Jacksonville (10/15):** Tallied 116 rushing yards on 23 carries for 5.0-yard average...his third 100-plus yard rushing game this season and eighth in his career...**Week 5 vs. Seattle (10/8):** Rushed 14 times for 43 yards and caught two passes for seven yards...**Week 4 at Dallas (10/1):** Rushed 23 times for 121 yards and caught seven passes for 94 yards and one touchdown...totaled 215 yards from scrimmage on 30 touches...posted his highest total single-game output of his career...



Gurley earned NFC Offensive Player of the Month honors - September 2017

named NFC Offensive Player of the Week...**Week 3 at San Francisco (9/21):** Rushed 28 times for 113 yards and two rushing touchdowns...notched five receptions for 36 yards and one touchdown...marked first time in his career that he scored three times...has posted touchdown in three consecutive games...leads the NFL in scoring (non-kickers) with six touchdowns... **Week 2 vs. Washington (9/17):** Recorded 16 rushes for 88 yards and three receptions for 48 yards,

totaling 19 touches for 136 yards...carried the ball for a 1-yard rushing touchdown and added a second touchdown on an 18-yard reception from QB Jared Goff...marked Gurley's first receiving touchdown of his career and his fourth multi-touchdown game of his career...**Week 1 vs. Indianapolis (9/10):** Rushed for a team-high 40 yards on 19 carries and scored a touchdown...had a team-high five receptions for 56 yards...

had 24 total touches for 96 yards.

**2016 SEASON:** Carried the ball 278 times for 885 yards and six rushing touchdowns...posted a new career-high in receiving yards (327)...**at Tampa Bay (9/25):** Rushed for 85 yards on 27 carries, and found the end zone twice...marked his third multi-touchdown game of his career...**at Arizona (10/2):** Carried the ball 17 times for 33 yards...recorded a career long 33-yard reception...finished with five receptions ...vs. **Buffalo (10/9):** Recorded 23 carries for 72 yards...scored his first rushing touchdown in the Coliseum, his third of the season...caught three passes for 36 yards...totaled 108 yards from scrimmage...**at Detroit (10/16):** Carried the ball 14 times for 58 yards, a 4.1-yard average...caught four passes for 39 yards for a total of 97 yards on 18 touches...**vs. Miami (11/20):** Rushed for 76 yards on 20 carries...scored his fourth rushing touchdown of the season on his longest run of the year (24)...**at New Orleans (11/27):** Rushed the ball 13 times for 50 yards...recorded longest reception of the season after hauling in a 31-yard reception from QB Jared Goff...finished with four receptions for 49 yards...**vs. Atlanta (12/11):** Totaled 16 carries for 61 yards...scored his fifth rushing touchdown of the season on a three-yard rush...caught three passes for 22 yards...**vs. San Francisco (12/26):** Carried the ball 23 times for 67 yards...scored his sixth rushing touchdown of the season...hauled in three receptions for 20 yards.

**2015 SEASON:** Played in 13 games and started 12...earned first Pro Bowl honor...finished the season leading the team in rushes (229) and rushing yards (1,108) and 10 touchdowns...finished the season third in rushing yards in the NFL...the last Rams running back to have at least 1,000 yards was Steven Jackson (1,045) in 2012...the last Rams rookie running back to reach 1,000 was Jerome Bettis (1,429) in 1993...last time a Rams running back to have a rushing touchdown in at least five consecutive games was Marshall Faulk in Weeks 15-17 in '01 and Weeks 1-3 in '02...recorded five 100-yard rushing games...one of three rookies since 1970 with 700-plus rushing yards in first six career starts (Adrian Peterson, Eric Dickerson)...**vs. Detroit (12/13):** Started at running back...rushed 16 times for 140 yards and two touchdowns...marked his fifth 100-plus yard rushing yard game and second multi-touchdown game...notched three rushes for 20-plus yards, including a long of 49 yards...has amassed 975 rushing yards this season on 189 attempts for a 5.2-yard average...his 975 rushing yards rank fourth in the NFL, behind Adrian Peterson (1,251), Doug Martin (1,214), and Jonathan

Gurley's 566 rushing yards are the most in a player's 1st 4 NFL starts in the Super Bowl era

Gurley is the 1st rookie in NFL history to rush for 125+ yards in 4 consecutive games



Stewart (989)...**vs. San Francisco (11/1)**: Made his fourth start at running back...rushed 20 times for 133 yards, a 6.7-yard average...has four rushes of 45-plus yards in his first four games as a starter (48 v CLE, 52 at AZ, 55 at GB, 71 v SF)...notched a 71-yard touchdown run, the longest rushing play of the season for the Rams and the fourth longest rush of the season in the NFL...marked his fourth consecutive game with 100-plus yards, last Rams rookie running back to do so was Jerome Bettis in 1993...in his first four career starts, he has rushed for 566 yards, the most yards by any NFL player in his first four starts who began career in Super Bowl era. Previously, the record was held by Billy Sims (539)...**vs. Cleveland (10/25)**: Started at running back...scored his first NFL touchdown on a 1-yard rush...added a second touchdown on a 16-yard rush...finished the day with 19 rushes for 128 yards, including a long of 48 yards...also had four receptions for 35 yards, to put his total yards at 163...marked his third consecutive 100-yard rushing game...the last Rams rookie running back to post 100-plus yards in three consecutive games was Eric Dickerson in 1983...**at Green Bay (10/11)**: Started at running back...notched his second-consecutive 100-yard rushing game...rushed 30 times for 159 yards, a 5.3-yard average, including a long rush of 55 yards....**at Arizona (10/4)**: Made his first NFL start...led the team in rushes (19) and rushing yards (146)...marked his first 100-yard rushing game of his career...notched a long rush of 52 yards.

**Gurley named NFL Offensive Rookie of the Month - October 2015**

- Led the NFL averaging 144.3 rushing yards per game during Oct. Rushed for 433 yards and two touchdowns in three games
- Rushed for at least 125 yards in each contest. He is the first rookie in 10 years to rush for at least 125 yards in each of his first three starts (Cadillac Williams in 2005).
- Became the third player in NFL history to rush for at least 125 yards in three of his first four games to begin a career (Billy Sims in 1980 and Williams in 2005).
- Third Rams player to be named Rookie of the Month, joining QB Sam Bradford (October and November, 2010) and Eddie Kennison (October 1996).
- He is the first Rams RB to be named NFL Offensive Rookie of the Month.

**COLLEGE**: Notched 18 career 100 yard rushing games at Georgia, second most in school history...also had one 200 yard rushing game...scored 44 career touchdowns (36 rushing, six receiving, two kickoffs), which ranks second in school records behind Herschel Walker (52)...second in school history with 4,322 all-purpose yards and 3,285 rushing yards, trailing Walker (5,749)...one of only four Bulldogs to have 3,000-plus yards rushing in his career...established new school record with career 6.44 average gain per rush (old mark: 6.42, Charley Trippi, 1942, 1945-46)...voted team's offensive MVP for 2014 season...named to the Paul Hornung Award Honor Roll following his performances against Vanderbilt, Tennessee and Clemson during the 2014 season...also tapped three times for Athlon Sports National Player of the Week honors...earned SEC Offensive Player of the Weeks honors six times during his collegiate career...posted a career-high 208 rushing yards on 28 carries and two touchdowns vs. Tennessee (2014)...in 2012, became the second UGA true freshman (Walker in 1980) to rush for more than 1,000 yards...set Georgia freshman running back record with 17 rushing touchdowns, which is tied for third overall at UGA...tallied nine games with at least 100 yards rushing, which ranks tied for third in school history for a season.

**PERSONAL**: Attended Tarboro High School...earned North Carolina Associated Press Player of the Year honors for 2011...NCPreps.com 2A Player of the Year for 2011...SuperPrep All-Mid-Atlantic Team...ESPN.com fourstar prospect, No. 11 ranked running back, ranked No. 10 in state of North Carolina overall...ESPNHS North Carolina Magazine First Team All State...won three consecutive 2A State Championships at Tarboro High School...rushed for 242 yards and four touchdowns in 2011 State Championship game...as a senior totaled 2,600 yards and 38 touchdowns...played running back and safety during his junior season, totaling 1,472 rushing yards and 26 touchdowns, as well as 79 tackles, an interception, and a forced fumble...ran track for Team USA in Europe during the Spring and Summer of 2011...majored in pre-business...recipient of the Jack and Joy Davis Football Scholarship all three years of his Georgia career.

## TODD GURLEY NFL STATISTICS

| Year          | Team | G/S          | REGULAR SEASON |              |            |            |           | Receiving |            |            |            |          |
|---------------|------|--------------|----------------|--------------|------------|------------|-----------|-----------|------------|------------|------------|----------|
|               |      |              | No             | Yds          | Avg        | Lg         | TD        | Rec       | Yds        | Avg        | Lg         | TD       |
| 2015          | RAMS | 13/12        | 229            | 1,106        | 4.8        | 71t        | 10        | 21        | 188        | 9.0        | 31         | 0        |
| 2016          | RAMS | 16/16        | 278            | 885          | 3.2        | 24t        | 6         | 43        | 327        | 7.6        | 33         | 0        |
| 2017          | RAMS | 7/7          | 145            | 627          | 4.3        | 29         | 5         | 27        | 293        | 10.9       | 53t        | 3        |
| <b>TOTALS</b> |      | <b>36/35</b> | <b>652</b>     | <b>2,618</b> | <b>4.0</b> | <b>71t</b> | <b>21</b> | <b>91</b> | <b>808</b> | <b>8.9</b> | <b>53t</b> | <b>3</b> |

# TODD GURLEY GAME-BY-GAME STATISTICS

## 2017 LOS ANGELES RAMS

| Game       | W/L | P/S | Rushing |     |     | Receiving |     |     | Lg  | TD   |     |   |
|------------|-----|-----|---------|-----|-----|-----------|-----|-----|-----|------|-----|---|
|            |     |     | Att     | Yds | Avg | Rec       | Yds | Avg |     |      |     |   |
| IND 9/10   | W   | 1/1 | 19      | 40  | 2.1 | 12        | 1   | 5   | 58  | 11.6 | 24  | 0 |
| WAS 9/17   | L   | 1/1 | 16      | 88  | 5.5 | 18        | 1   | 3   | 48  | 16.0 | 28  | 1 |
| @SF 9/21   | W   | 1/1 | 28      | 113 | 4.0 | 29        | 2   | 5   | 36  | 7.2  | 27  | 1 |
| @DAL 10/1  | W   | 1/1 | 23      | 121 | 5.3 | 17        | 0   | 7   | 94  | 13.4 | 53t | 1 |
| SEA 10/8   | L   | 1/1 | 14      | 43  | 3.1 | 11        | 0   | 2   | 7   | 3.5  | 6   | 0 |
| @JAC 10/15 | W   | 1/1 | 23      | 116 | 5.0 | 14        | 0   | 1   | 4   | 4.0  | 4   | 0 |
| ARI 10/22  | W   | 1/1 | 22      | 106 | 4.8 | 18t       | 1   | 4   | 48  | 12.0 | 35  | 0 |
| @NYG 11/5  | 0/0 | 0   | 0       | 0   | 0.0 | 0         | 0   | 0   | 0   | 0.0  | 0   | 0 |
| HOU 11/12  | 0/0 | 0   | 0       | 0   | 0.0 | 0         | 0   | 0   | 0   | 0.0  | 0   | 0 |
| @MIN 11/19 | 0/0 | 0   | 0       | 0   | 0.0 | 0         | 0   | 0   | 0   | 0.0  | 0   | 0 |
| NO 11/26   | 0/0 | 0   | 0       | 0   | 0.0 | 0         | 0   | 0   | 0   | 0.0  | 0   | 0 |
| @ARI 12/2  | 0/0 | 0   | 0       | 0   | 0.0 | 0         | 0   | 0   | 0   | 0.0  | 0   | 0 |
| PHI 12/10  | 0/0 | 0   | 0       | 0   | 0.0 | 0         | 0   | 0   | 0   | 0.0  | 0   | 0 |
| @SEA 12/17 | 0/0 | 0   | 0       | 0   | 0.0 | 0         | 0   | 0   | 0   | 0.0  | 0   | 0 |
| @TEN 12/24 | 0/0 | 0   | 0       | 0   | 0.0 | 0         | 0   | 0   | 0   | 0.0  | 0   | 0 |
| SF 12/31   | 0/0 | 0   | 0       | 0   | 0.0 | 0         | 0   | 0   | 0   | 0.0  | 0   | 0 |
| TOTALS     | 5-2 | 7/7 | 145     | 627 | 4.3 | 29        | 5   | 27  | 293 | 10.9 | 53t | 3 |

## 2016 LOS ANGELES RAMS

| Game       | W/L  | P/S   | Receiving |     |      | Rushing |     |     | Lg  | TD  |     |   |
|------------|------|-------|-----------|-----|------|---------|-----|-----|-----|-----|-----|---|
|            |      |       | No        | Yds | Avg  | Att     | Yds | Avg |     |     |     |   |
| @SF 9/12   | L    | 1/1   | 1         | -5  | -5.0 | -5      | 0   | 17  | 47  | 2.8 | 10  | 0 |
| SEA 9/18   | W    | 1/1   | 1         | 19  | 19.0 | 19      | 0   | 19  | 51  | 2.7 | 11  | 0 |
| @TB 9/25   | W    | 1/1   | 1         | -5  | -5.0 | -5      | 0   | 27  | 85  | 3.1 | 16  | 2 |
| @ARI 10/2  | W    | 1/1   | 5         | 49  | 9.8  | 33      | 0   | 17  | 33  | 1.7 | 5   | 0 |
| BUF 10/9   | L    | 1/1   | 3         | 36  | 12.0 | 24      | 0   | 23  | 72  | 3.1 | 16  | 1 |
| @DET 10/16 | L    | 1/1   | 4         | 39  | 9.8  | 13      | 0   | 14  | 58  | 4.1 | 15  | 0 |
| NYG 10/23  | L    | 1/1   | 6         | 35  | 5.8  | 20      | 0   | 15  | 57  | 3.8 | 8   | 0 |
| CAR 11/6   | L    | 1/1   | 4         | 26  | 6.5  | 11      | 0   | 12  | 48  | 4.0 | 18  | 0 |
| @NYJ 11/13 | W    | 1/1   | 1         | 8   | 8.0  | 8       | 0   | 21  | 64  | 3.0 | 13  | 0 |
| MIA 11/20  | L    | 1/1   | 0         | 0   | 0.0  | 0       | 0   | 20  | 76  | 3.8 | 24t | 1 |
| @NO 11/27  | L    | 1/1   | 4         | 39  | 9.8  | 31      | 0   | 13  | 50  | 3.8 | 13  | 0 |
| @NE 12/4   | L    | 1/1   | 2         | 9   | 4.5  | 7       | 0   | 11  | 38  | 3.5 | 9   | 0 |
| ATL 12/11  | L    | 1/1   | 3         | 22  | 7.3  | 12      | 0   | 16  | 61  | 3.8 | 9   | 1 |
| @SEA 12/15 | L    | 1/1   | 1         | -2  | -2.0 | -2      | 0   | 14  | 38  | 2.7 | 22  | 0 |
| SF 12/24   | L    | 1/1   | 3         | 20  | 6.7  | 9       | 0   | 23  | 67  | 2.9 | 11  | 1 |
| ARI 1/1/17 | L    | 1/1   | 4         | 37  | 9.3  | 29      | 0   | 14  | 40  | 2.9 | 8   | 0 |
| TOTALS     | 4-12 | 16/16 | 43        | 327 | 7.6  | 33      | 0   | 278 | 885 | 3.2 | 24t | 6 |

## 2015 ST. LOUIS RAMS

| Game       | W/L | P/S   | Receiving |     |      | Rushing |     |     | Lg    | TD  |     |    |
|------------|-----|-------|-----------|-----|------|---------|-----|-----|-------|-----|-----|----|
|            |     |       | No        | Yds | Avg  | Att     | Yds | Avg |       |     |     |    |
| SEA 9/13   | W   |       |           |     |      |         |     |     |       |     |     |    |
| @WSH 9/20  | L   |       |           |     |      |         |     |     |       |     |     |    |
| PIT 9/27   | L   | 1/0   | 1         | 5   | 5.0  | 5       | 0   | 6   | 9     | 1.5 | 4   | 0  |
| @ARI 10/4  | W   | 1/1   | 2         | 15  | 7.5  | 8       | 0   | 19  | 146   | 7.7 | 52  | 0  |
| @GB 10/11  | L   | 1/1   | 0         | 0   | 0.0  | 0       | 0   | 30  | 159   | 5.3 | 55  | 0  |
| CLE 10/25  | W   | 1/1   | 4         | 35  | 8.8  | 24      | 0   | 19  | 128   | 6.7 | 48  | 2  |
| SF 11/1    | W   | 1/1   | 3         | 13  | 4.3  | 15      | 0   | 20  | 133   | 6.7 | 71t | 1  |
| @MIN 11/8  | L   | 1/1   | 3         | 20  | 6.7  | 11      | 0   | 24  | 89    | 3.7 | 16  | 1  |
| CHI 11/15  | L   | 1/1   | 3         | 44  | 14.7 | 31      | 0   | 12  | 45    | 3.8 | 9   | 1  |
| @BAL 11/22 | L   | 1/1   | 0         | 0   | 0.0  | 0       | 0   | 25  | 66    | 2.6 | 7   | 1  |
| @CIN 11/29 | L   | 1/1   | 1         | 11  | 11.0 | 11      | 0   | 9   | 19    | 2.1 | 8   | 0  |
| ARI 12/6   | L   | 1/1   | 0         | 0   | 0.0  | 0       | 0   | 9   | 41    | 4.6 | 34  | 0  |
| DET 12/13  | W   | 1/1   | 1         | 7   | 7.0  | 7       | 0   | 16  | 140   | 8.8 | 49  | 2  |
| TB 12/17   | W   | 1/1   | 2         | 31  | 15.5 | 19      | 0   | 21  | 48    | 2.3 | 9   | 1  |
| @SEA 12/27 | W   | 1/1   | 1         | 7   | 7.0  | 7       | 0   | 19  | 85    | 4.5 | 20  | 1  |
| @SF 1/3    | L   |       |           |     |      |         |     |     |       |     |     |    |
| TOTAL      | 7-9 | 13/12 | 21        | 188 | 9.0  | 31      | 0   | 229 | 1,108 | 4.8 | 71t | 10 |





# 54 | BRYCE HAGER

**Position:** Linebacker  
**Ht./Wt.** 6-1/237  
**Birth Date:** 5/4/92  
**College:** Baylor  
**Hometown:** Austin, Texas  
**Experience:** 3rd year (3rd Rams)  
**Acquired:** D7A-2015 (224th)

**Career GP/GS (Playoffs):** 39/0 (0/0)



**TRANSACTIONS:** Selected by the Rams in the seventh round (224th overall) of the 2015 NFL Draft (5/2/15).

**PRO:** Third-year pro... has played in every game of his NFL career...recorded 17 special teams tackles in his first two seasons... a standout special teams performer.

**2017 SEASON: Week 7 vs. Arizona (10/22):** Saw action at linebacker and on special teams...**Week 6 at Jacksonville (10/15):** Saw action on special teams...**Week 5 vs. Seattle (10/8):** Saw action at linebacker and on special teams...**Week 4 at Dallas (10/1):** Saw action at linebacker and on special teams...recorded one special teams tackle...**Week 3 at San Francisco (9/21):** Saw action at linebacker and on special teams...**Week 2 vs. Washington (9/17):** Saw action at linebacker and on special teams...**Week 1 vs. Indianapolis (9/10):** Saw action at linebacker and on special teams.

**2016 SEASON:** Served as a major contributor on special teams...finished second on the team with 10 special teams tackles...**at Tampa Bay (9/25):** Saw action at linebacker, and recorded one special teams tackle...**at Arizona (10/2):** Recorded two special teams tackles...**at Detroit (10/16):** Saw action at linebacker and recorded a tackle on special teams...**vs. New York Giants (10/23):** Recorded two special teams tackles...**vs. Carolina (11/6):** Registered one special teams tackle...**at New York Jets (11/13):** Tallied one special teams tackle...**at New England (12/4):** Recorded one special teams tackle...**at Seattle (12/15):** Recorded his first pass defensed of his career...**vs. San Francisco (12/26):** Racked up his 10th special teams tackle of the season.

**2015 SEASON:** Played in 16 games...saw action on special teams and made seven tackles...**at Baltimore (11/22):** Saw action on special teams...tallied two tackles...**vs. Seattle (9/13):** Made his NFL debut...saw action on special teams and make one tackle.

**COLLEGE:** All-American linebacker and three-time All-Big 12 honoree...made 322 career tackles, 24 for loss and 26 quarterback hurries...member of winningest class in school history, in five seasons with program...part of school-record five straight bowl teams, two conference championships (2013 & 2014 Big 12 titles), two bowl wins in four seasons of play following redshirt year - 26-1 home record (40-12 overall)...started 32 of 48 career games as three-year starting linebacker and quarterback of the defense...named All-America as senior and All-Big 12 in 2012, 2013 and 2014...led Big 12 in tackles (9.5 per game) in 2012...selected second team by AP, coaches, ESPN, Athlon, Phil Steele and Waco Tribune-Herald...elected 2013 Lott IMPACT Trophy quarterfinalist...scored first career touchdown on 91-yard fumble return (second longest in BU history) in win over Buffalo...served as a redshirt freshman in 2011...was a true freshman in 2010.

**PERSONAL:** All-state linebacker/running back from Westlake High School in Austin, Texas...named first-team AP Class 5A linebacker as senior in 2009 after leading WHS to 13-3 record, DI state runner-up finish and No. 3 final ranking...named 2009 District 25-5A Defensive MVP...totaled 158 tackles, 15 tackles-for-loss, eight sacks, one interception, four quarterback pressures and seven pass breakups as senior...also credited with 13 rushing touchdowns in 2009...totaled 59 tackles and two interceptions as junior in 2008 in first season as starter on 9-5 Westlake squad...earned 2008 first-team All-District 25-5A honors at linebacker...also had 250 rushing yards and 116 receiving yards as junior...son of Britt and Bridgette Hager...born in Austin, Texas...father, Britt, is former Texas All-American and played linebacker with the Philadelphia Eagles, Denver Broncos and St. Louis Rams...graduated in December 2014 with Bachelor's degree in health, human performance and recreation studies.

## BRYCE HAGER NFL STATISTICS

| REGULAR SEASON |      |      |         |      |   |      |    |     |               |     |    |    |    |         |    |     |
|----------------|------|------|---------|------|---|------|----|-----|---------------|-----|----|----|----|---------|----|-----|
| Year           | Team | G/S  | Tackles |      |   | Asst | Sk | Yds | Interceptions |     |    | TD | PD | Fumbles |    |     |
|                |      |      | Total   | Solo |   |      |    |     | Int           | Yds | Lg |    |    | FF      | FR | Yds |
| 2015           | RAMS | 16/0 | 0       | 0    | 0 | 0.0  | 0  | 0   | 0             | 0   | 0  | 0  | 0  | 0       | 0  | 0   |
| 2016           | RAMS | 16/0 | 0       | 0    | 0 | 0.0  | 0  | 0   | 0             | 0   | 0  | 1  | 0  | 0       | 0  | 0   |
| 2017           | RAMS | 7/0  | 0       | 0    | 0 | 0.0  | 0  | 0   | 0             | 0   | 0  | 0  | 0  | 0       | 0  | 0   |
| TOTAL          |      | 39/0 | 0       | 0    | 0 | 0.0  | 0  | 0   | 0             | 0   | 0  | 1  | 0  | 0       | 0  | 0   |

**ADDITIONAL STATISTICS:** Special Teams Tackles: 2017 (2), 2015 (7), 2016 (10).







# 36 | DOMINIQUE HATFIELD

**Position:** Cornerback  
**Ht./Wt.:** 5-10/170  
**Birth Date:** 12/13/94  
**College:** Utah  
**Hometown:** Los Angeles, Calif.  
**Experience:** Rookie  
**Acquired:** FA-2017

**Career GP/GS (Playoffs):** 6/0 (0/0)



**TRANSACTIONS:** Signed with the Los Angeles Rams as an undrafted free agent (5/15/17).

**2017 SEASON: Week 7 vs. Arizona (10/22):** Saw action at cornerback and special teams...**Week 6 at Jacksonville (10/15):** Saw action on special teams and one defensive play...**Week 5 vs. Seattle (10/8):** Saw action on special teams...**Week 4 at Dallas (10/1):** Declared inactive...**Week 3 vs. San Francisco (9/21):** Saw action at cornerback and special teams...**Week 2 vs. Washington (9/17):** Saw action at cornerback and special teams...**Week 1 vs. Indianapolis (9/10):** Saw action at cornerback and picked up one solo tackle.

**COLLEGE:** Three-year starting cornerback...played receiver as a freshman and the first game of his sophomore season before moving to corner...two interception returns for touchdowns in collegiate career...As a senior in 2016, played in the last nine regular-season games with six starts...missed the first three games with an injury...finished the season with 30 tackles, an interception and four pass breakups...in 2015, played in the last 12 games with 11 starts...finished tied for third in the Pac-12 in interceptions (four) and interceptions per game (0.33)...six passes defended...33 total tackles, including 1.5 TFL...registered a 46-yard interception return for a touchdown and five tackles against BYU in the Las Vegas Bowl...as a sophomore in 2014, moved to cornerback after the first game of the season and immediately became a starter...played in all 13 games, with 10 starts...finished the season with 38 tackles including 1.5 TFL with an interception and nine pass breakups...snared an interception and returned it 20-yards for a touchdown that clinched a Utah win at Colorado...as a true freshman in 2013, played in 11 games, seeing time at receiver and on special teams...recorded four catches for 84 yards...added seven kick returns for 116 yards all of which came against Washington State (long of 24 yards)...contributed seven tackles on special teams...lettered as a true freshman.

**PERSONAL:** Son of De'Wayne Coleman and Meka Stokes...sociology major at Utah... Los Angeles Times and The Wave all-area...Los Angeles City Section Defensive Player of the Year... 2012 Coliseum League Player of the Year...had eight interceptions his senior season while playing wide receiver and cornerback at Crenshaw High...named a team captain.

## DOMINIQUE HATFIELD NFL STATISTICS

| Year         | Team | G/S | Tackles |      | Asst | Sk  | Yds | Interception |     | Lg | TD | Fumbles |    |    | Yds |
|--------------|------|-----|---------|------|------|-----|-----|--------------|-----|----|----|---------|----|----|-----|
|              |      |     | Total   | Solo |      |     |     | Int          | Yds |    |    | PD      | FF | FR |     |
| 2017         | RAMS | 6/0 | 1       | 1    | 0    | 0.0 | 0.0 | 0            | 0   | 0  | 0  | 0       | 0  | 0  | 0   |
| <b>TOTAL</b> |      | 6/0 | 1       | 1    | 0    | 0.0 | 0.0 | 0            | 0   | 0  | 0  | 0       | 0  | 0  | 0   |

## DOMINIQUE HATFIELD GAME-BY-GAME STATISTICS


| 2017 LOS ANGELES RAMS |     |     |                   |   |   |    |     |     |     |    |    |    |    |    |     |
|-----------------------|-----|-----|-------------------|---|---|----|-----|-----|-----|----|----|----|----|----|-----|
| Game                  | W/L | P/S | T                 | S | A | Sk | Yds | Int | Yds | Lg | TD | PD | FF | FR | Yds |
| IND 9/10              | W   | 1/0 | 1                 | 1 | 0 | 0  | 0   | 0   | 0   | 0  | 0  | 0  | 0  | 0  | 0   |
| WAS 9/17              | L   | 1/0 | 0                 | 0 | 0 | 0  | 0   | 0   | 0   | 0  | 0  | 0  | 0  | 0  | 0   |
| @SF 9/21              | W   | 1/0 | 0                 | 0 | 0 | 0  | 0   | 0   | 0   | 0  | 0  | 0  | 0  | 0  | 0   |
| @DAL 10/1             | W   |     | Declared Inactive |   |   |    |     |     |     |    |    |    |    |    |     |
| SEA 10/8              | L   | 1/0 | 0                 | 0 | 0 | 0  | 0   | 0   | 0   | 0  | 0  | 0  | 0  | 0  | 0   |
| @JAC 10/15            | W   | 1/0 | 0                 | 0 | 0 | 0  | 0   | 0   | 0   | 0  | 0  | 0  | 0  | 0  | 0   |
| ARI 10/22             | W   | 1/0 | 0                 | 0 | 0 | 0  | 0   | 0   | 0   | 0  | 0  | 0  | 0  | 0  | 0   |
| @NYG 11/5             | 0/0 | 0/0 | 0                 | 0 | 0 | 0  | 0   | 0   | 0   | 0  | 0  | 0  | 0  | 0  | 0   |
| HOU 11/12             | 0/0 | 0/0 | 0                 | 0 | 0 | 0  | 0   | 0   | 0   | 0  | 0  | 0  | 0  | 0  | 0   |
| @MIN 11/19            | 0/0 | 0/0 | 0                 | 0 | 0 | 0  | 0   | 0   | 0   | 0  | 0  | 0  | 0  | 0  | 0   |
| NO 11/26              | 0/0 | 0/0 | 0                 | 0 | 0 | 0  | 0   | 0   | 0   | 0  | 0  | 0  | 0  | 0  | 0   |
| @ARI 12/2             | 0/0 | 0/0 | 0                 | 0 | 0 | 0  | 0   | 0   | 0   | 0  | 0  | 0  | 0  | 0  | 0   |
| PHI 12/10             | 0/0 | 0/0 | 0                 | 0 | 0 | 0  | 0   | 0   | 0   | 0  | 0  | 0  | 0  | 0  | 0   |
| @SEA 12/17            | 0/0 | 0/0 | 0                 | 0 | 0 | 0  | 0   | 0   | 0   | 0  | 0  | 0  | 0  | 0  | 0   |
| @TEN 12/24            | 0/0 | 0/0 | 0                 | 0 | 0 | 0  | 0   | 0   | 0   | 0  | 0  | 0  | 0  | 0  | 0   |
| SF 12/31              | 0/0 | 0/0 | 0                 | 0 | 0 | 0  | 0   | 0   | 0   | 0  | 0  | 0  | 0  | 0  | 0   |
| <b>TOTALS</b>         | 5-2 | 6/0 | 1                 | 1 | 0 | 0  | 0   | 0   | 0.0 | 0  | 0  | 0  | 0  | 0  | 0   |



# 79 | ROB HAVENSTEIN

|             |                     |
|-------------|---------------------|
| Position:   | Tackle              |
| Ht./Wt.:    | 6-8/328             |
| Birth Date: | 5/13/92             |
| College:    | Wisconsin           |
| Hometown:   | Mt. Airy, Md.       |
| Experience: | 3rd year (3rd Rams) |
| Acquired:   | D2-2015 (57th)      |

Career GP/GS (Playoffs): 35/35 (0/0)



**TRANSACTIONS:** Selected by St. Louis in the second round (57th overall) of the 2015 NFL Draft (5/1/15).

**PRO:** Second-year pro...has started all 35 career games in which he saw action at tackle.

**2017 SEASON: Week 7 vs. Arizona (10/22):** Started at right tackle...was a part of an offensive unit that helped the offense gain 425 yards...**Week 6 at Jacksonville (10/15):** Started at right tackle... was part of an offensive unit that allowed RB Todd Gurley to rush for his third 100-plus yard game of the season...**Week 5 vs. Seattle (10/8):** Started at right tackle...**Week 4 at Dallas (10/1):** Started at right tackle...was part of an offensive unit that allowed RB Todd Gurley to rush a career high output of 121 yards...**Week 3 at San Francisco (9/21):** Started at right tackle...part of an offensive line that helped produce five touchdowns and zero sacks...**Week 2 vs. Washington (9/17):** Started at right tackle...**Week 1 vs. Indianapolis (9/10):** Started at right tackle and was part of a unit that only allowed one sack.

**2016 SEASON:** Started 15 games at right tackle...**at Tampa Bay (9/25):** Started at right tackle, and contributed to two rushing touchdowns...**at Detroit (10/16):** Started at right tackle...helped block for the offense to put up three touchdowns...**at New Orleans (11/27):** Started at right tackle...allowed time for QB Jared Goff to throw three first half touchdowns.

**2015 SEASON:** Started 13 games, missed three due to injury...earned PFWA All-Rookie honors..**vs. Tampa Bay (12/17):** Helped block for 319 net yards and three touchdowns...**vs. Detroit (12/13):** Opened up running lanes for RB Todd Gurley to rush for 140 yards and two touchdowns...**vs. San Francisco (11/1):** Part of an offensive line that did not allow a sack on QB Nick Foles...**vs. Cleveland (10/25):** Helped block for RB Todd Gurley to rush for 120-plus yards for the third consecutive week...**at Arizona (10/4):** Helped block for QB Nick Foles to throw three touchdowns...**vs. Seattle (9/13):** Started at right tackle in his NFL debut...helped block for the offense to produce 297 receiving yards.

**COLLEGE:** Played four years at Wisconsin...earned First-team All-America (AFCA), second-team All-America (FWAA, Sporting News, USA Today), first team All-Big Ten (consensus), and Big Ten Sportsmanship Award following 2014 senior season...matched school record with 54 career games played...started 42 games in his career, including 41 straight at right tackle over his final three seasons...anchored an offensive line that led the way for two of the three best single season rushing performances in school history at 283.8 yards per game in 2013 and a school-record 320.1 yards per game in 2014...Badgers also set a school record for total offense at 480.8 yards per game in 2013...blocked for three 1,000-yard rushers in Montee Ball, Melvin Gordon and James White, three of the top five rushers in school history...Badgers went 39-16 in his career, matching the second-highest win total by a UW senior class...earned Second-team All-Big Ten (coaches), All-Big Ten honorable mention (media) in 2013...redshirted in 2010.

**PERSONAL:** Ranked by ESPN/Scouts Inc. as the No. 33 offensive tackle in the country, by Scout as No. 42 and by Rivals as No. 43...top offensive tackle in Maryland (ESPN/Scouts Inc.) and ranked as 17th-best player in Maryland by Rivals...as a senior, named first-team all-state and all-area...served as team captain as a senior ... as a junior, named first-team all-state, all-metro and all-area...as a sophomore, named second-team all area...won letters in football and basketball...named to honor roll all four years and was member of National Honor Society as a senior.

**HAVENSTEIN'S Games Played Stats:** RAMS 2017 (7/7), 2016 (15/15), 2015 (13/13). **TOTALS: (35/35).**



# 6 | JOHNNY HEKKER

|             |                     |
|-------------|---------------------|
| Position:   | Punter              |
| Ht./Wt.:    | 6-5/241             |
| Birth Date: | 2/8/90              |
| College:    | Oregon State        |
| Hometown:   | Bothell, Wash.      |
| Experience: | 6th year (6th Rams) |
| Acquired:   | FA-2012             |

Career GP/GS (Playoffs): 87/0 (0/0)



**TRANSACTIONS:** Signed a two-year contract extension with the Rams (9/11/17)...re-signed with the Rams (12/5/14)...signed with the Rams as an undrafted rookie free agent (4/30/12).

**PRO:** Fifth-year pro earned All-Pro honors following 2013, 2014, 2015 and 2016 seasons...earned second Pro Bowl honor in 2015, followed by a third Pro Bowl honor in 2016...set an NFL record in 2016 with the most punts downed inside the 20-yard line (50)...in 2014, finished second in the league with 33 punts downed inside the 20...converted a two-point conversion and completed two passes on fake punts...making him 5-of-6 in his three NFL seasons... earned his first Pro Bowl appearance for his 2013 performance...became the first Rams punter since 1985



Hekker earned First-Team All-Pro honors in '13 (1st), '14 (2nd), '15 (1st) & '16 (1st)

(Dale Hatcher) to be named to the Pro Bowl, also earned First-Team All-Pro honors... recorded the highest single-season net average (44.2) in NFL history...tallied most punts in Rams franchise history with 450 career punts.



**2017 SEASON: Week 7 vs. Arizona (10/22):** Punted two times for 119 yards...a 59.5 average and 55.0 net average... had a long of 65 yards...placed two punts inside the 20-yard line...**Week 6 at Jacksonville (10/15):** Punted seven times for 322 yards...a 46.0-yard average and 43.1-yard net average...placed four punts inside the 20-yard line and had season long 67 yard punt...**Week 5 vs. Seattle (10/8):** Punted three times for 136 yards...a 45.3-yard average and 42.0-yard net average... recorded a long punt of 62 yards...**Week 4 at Dallas (10/1):** Punted two times for 108 yards, a 54-yard average and 54-yard net average...tallied a long punt of 62 yards...**Week 3 at San Francisco (9/21):** Punted two times for 113 yards, a 56.5-yard average and 52-yard net average... tallied a long punt of 64 yards... **Week 2 vs. Washington (9/17):** Punted four times for 182 yards for a 45.5-yard average and 42.3-yard net average...placed one punt inside the 20-yard line... completed a pass to rookie WR Josh Reynolds for 28 yards on fourth down...completed 8-of-13 passes in his NFL career...**Week 1 vs. Indianapolis (9/10):** Punted five times for 218 yards, averaging 43.6 yards per punt...his longest was a 47 yarder...pinned all five of his punts inside the 20.

NFC Special Teams Player of Week 10

**2016 SEASON:** Set new career-highs in punt yardage (4,680), punts inside the 20-yard line (51), net yardage (4,508), and net punt average (46.0), all leading the NFL...booted a career-long 78-yard punt, which tied for the longest punt of the season...allowed only one touchback the entire year...voted team captain by peers...**at San Francisco (9/13):** Tallied 431 yards on 10 punts, while averaging 43.1 yards a punt...netted a punt total of 42.0 per kick, downing four of them inside the 20-yard line...**vs. Seattle (9/18):** Totaled 237 yards on six punts, all downed inside the opponent's 20-yard line, for a 39.5-yard average and net average...**at Tampa Bay (9/25):** Punted five times for 256 yards, averaging 51.2 yards per punt...his longest was a 64-yard boot...**at Arizona (10/2):** Recorded six punts without any touchbacks, continuing his streak of zero touchbacks this season...Hekker leads the NFL in most punts inside the 20-yard line, with 15...**vs. Buffalo (10/9):** Punted two times for 109 yards, averaging 54.5 yards a punt, and had a net average of 55.5 yards...still has not allowed a touchback this season...**vs. New York Giants (10/23):** Booted seven punts (six inside the 20-yard line) for 320 yards, averaging 45.7 per kick...has 40 consecutive punts without a touchback, the longest current streak in the NFL...**vs. Carolina (11/6):** Recorded a then career-long punt of 75 yards which was the third longest punt in the NFL this season... punted five times for 243 yards for an average of 48.6-yards per kick...tallied his first touchback of the season and placed two punts inside the 20-yard line...**at New York Jets (11/13):** Punted seven times for 362 yards, averaged 51.7 yards a kick...recorded the fourth longest punt in franchise history with a career-long 78-yard punt...the third longest punt in franchise history is 80 yards, which is shared by P Donnie Jones and Parker Hall...**vs. Miami (11/20):** Booted eight punts (five inside the 20-yard line) for 364 yards...averaged 45.5 yards a kick...only allowed one return for one yard...placed five punts inside the 20-yard line...**at New England (12/4):** Booted eight punts (five inside the 20-yard line), averaging 53.8 yards a kick... recorded a net average of 52.9 yards...his longest came on a 76 yard kick...**vs. Atlanta (12/11):** Booted seven punts for 340

Hekker earned NFC Special Teams Player of the Month - October 2015  
- Averaged 48.3 yards per punt with a net avg. of 44.3 yards  
- Eight of his 16 punts during the month traveled at least 50 yards  
- Placed six punts inside the 20-yard line, including four punts that were downed at the 10-yard line or closer  
- Joins Sean Landeta as the only Rams punters to win Special Teams Player of the Month.

Most Punts Downed Inside 20-Yard Line (Season)  
1. Johnny Hekker/Rams: 50 (2016)  
2. Dave Zastudil/Cardinals: 46 (2012)  
3. Dustin Colquitt/Chiefs: 45 (2012)



yards, averaging 48.6 yards a kick...placed six punts inside the 20-yard line giving him 46 for the year, tying Dave Zastudil (2012) for the NFL record...**at Seattle (12/15)**: Punted four times for 216 yards, with a 54-yard average and a 50-yard net average...registered a long 66-yard punt...**vs. San Francisco (12/26)**: Punted eight times for 368 yards, averaging 46 yards a kick...set the NFL single-season record for most punts downed inside the 20-yard line (50)...**vs. Arizona (1/1)**: Booted seven punts for 337 yards, giving him a new career-high in single season punts (98)...averaged 48.1 yards a kick and a net average of 44.4 yards...kicked his third punt of the season over 70 yards (73).

**2015 SEASON**: Punted 96 times for 4,601 yards a 47.9-yard average...tallied six touchbacks and placed a career-high 41 punts inside the 20-yard line...led the NFL rankings in net punting average (43.7) and punts downs inside the opponents' 20-yard line...**vs. Tampa Bay (12/17)**: Punted five times for 220 yards, a 44-yard average and 44-yard net average...placed three punts inside the 20-yard line...**vs. Detroit (12/13)**: Punted six times for 284 yards for a 47.3-yard average and 45.5-yard net average...placed four punts inside the 20-yard line and had a long of 61 yards...**vs. Arizona (12/6)**: Punted eight times for 436 yards, a 54.5-yard average and 48.3-yard net average...placed five punts inside the 20-yard line and had a long of 68 yards...also handled kickoff duties in addition to punting and tallied two kickoffs...**vs. Chicago (11/15)**: Punted six times for 296 yards, a 49.3-yard average, 47.8-yard net and placed three punts inside the 20-yard line...tallied a long punt of 60 yards...**vs. San Francisco (11/1)**: Tallied a long punt of 60 yards, his longest of the season...finished with eight punts for 436 yards, a 54.5-yard average and 49.8-yard net, and placed three punts inside the 20-yard line...**vs. Cleveland (10/25)**: Punted five times for 244 yards for a 48.8-yard average and 48.0-yard net...place three punts inside the 20-yard line and had a long of 56 yards...**at Green Bay (10/11)**: Completed a 20-yard pass to S Cody Davis on a fake punt conversion...marked his second-longest pass completion of his career...punted four times for 181 yards...placed one punt inside the 20-yard line and had a long of 51 yards...**4 at Arizona (10/4)**: Punted seven times for 348 yards, a 49.7-yard average and 45.1-yard net...had a long punt of 57 yards...**at Washington (9/20)**: Punted eight times for 381 yards, a 47.6-yard average and 46.1-yard net...tallied a long of 53 yards and placed four punts inside the 20-yard line.

**2014 SEASON**: Finished the season with a 46.5-yard gross average for eighth in the league and registered the fourth best single-season total in Rams history...**vs. Seattle (10/19)**: Connected with RB Benny Cunningham on an 18-yard pass in punt formation to convert a fourth-and-3 on the St. Louis 18-yard line with 2:55 left to play...marked his fifth career pass, first of the season...punted three times for 153 yards, a 44.7-yard average...**at Kansas City (10/26)**: Punted six times for 324 yards, a 54.0-yard average...tallied a long of 60 yards...**at Arizona (11/9)**: Punted seven times for 305 yards, a 43.6-yard average...**at San Diego (11/23)**: Connected with WR Stedman Bailey on an 19-yard pass in punt formation to convert a fourth-and-4...marked his sixth career pass, second of the season...punted four times for 178 yards, a 44.5-yard average...tallied a long of 57 yards...**vs. Oakland (11/30/14)**: Punted six times for 275 yards, a 45.8-yard average...tallied a long of 60 yards...**at Washington (12/7/14)**: Connected with TE Cory Harkey for a two-point conversion...punted four times for 174 yards, a 43.5-yard average...tallied a long of 61 yards...

**2013 SEASON**: Earned Pro Bowl and First-Team All-Pro honors after recording the highest single-season net average (44.2) in NFL history...finished with a 46.3-yard gross average for 10th in the league and was the fourth best single-season total in Rams history...opponents averaged just 2.6 yards per return, the best total in the NFL in 2013...also added two special teams tackles...**vs. Arizona (9/8)**: Punted three times for 147 yards...placed one inside the 20-yard line and had one touchback...only one punt was returned and it went for a 1-yard gain...**vs. San Francisco (9/26)**: Notched a career-high 11 punts for 490 yards...averaged 44.5 yards per punt and registered a long of 60 yards...placed six punts inside the 20-yard line and one touchback...**vs. Jacksonville (10/6)**: Punted seven times for 286 yards, a 40.9-yard average and 40.1-yard net...placed two punts inside the 20-yard line and tallied a long of 56 yards...**at Houston (10/13)**: Punted three times for 135 yards...placed one punt inside the 20-yard line...**at Carolina (10/20)**: Punted four times for 159 yards...**vs. Tennessee (11/3)**: Punted five times for 242 yards for a 48.4-yard average and 46.8-yard net average...he placed one punt inside the 20-yard line and had a long of 57 yards...**at Indianapolis (11/10)**: Punted five times for 242 yards, including a long of 61 yards...averaged 48.4 yards per punt, a 43.4 net average...**vs. Chicago (11/24)**: Punted two times for 97 yards...his 43.7 net average leads the NFL...**at San Francisco (12/1)**: Punted five times for 244 yards, including a long of 54 yards...registered an average of 48.8 yards, a 47.8 yard net...continues to lead the NFL in net average (44.0)...**at Arizona (12/8)**: Punted five times for 257 yards, a 51.4 yard average and 42.8-yard net average...tallied two touchbacks and a long of 64 yards...**vs. New Orleans (12/15)**: Punted four times for 167 yards, a 41.8-yard average and 41.8-yard net average...registered a long of 52 yards and placed two punts inside the 20-yard line...continues to lead the NFL in net punting average (43.8)...added one special teams tackle...**vs. Tampa Bay (12/22)**: Punted two times for 88 yards for a 44-yard average and 44-yard net average...**at Seattle (12/29)**: Punted seven times for 337 yards, a 48.1 average and 48.4 yard net average.

**2012 SEASON**: Finished his first NFL campaign with a 45.8-yard gross average and a net average of 39.9 yards per attempt...both of those numbers are the fourth best for a season in Rams history...**at Detroit (9/9)**: Punted five times for 241 yards, a 48.2-yard average and 37.6-yard net...placed one punt inside the 20-yard line and recorded a long of 57 yards...**vs. Washington (9/16)**: Punted three times for 163 yards, a 54.3-yard average and 48.7-yard net, placed one inside the 20-yard line and had a long of 66 yards...**at Chicago (9/23)**: Punted six times for 279 yards, a 46.5-yard average and a long of 56 yards...ranked third in the NFC in punting average with a 48.8 average in three games...**vs. Seattle (9/30)**: Threw a two-yard touchdown pass to WR Danny Amendola on a fake field goal play...no Rams punter has thrown a touchdown pass since the merger...punted four times for 156 yards, a 39-yard average and 38.8-yard net...placed one inside the 20...**vs. Arizona (10/4)**: Punted a season-high seven times for 398 yards, including a season-long of 68 yards...averaged 56.9 yards per punt, setting a franchise single-game record...placed three punts inside the 20-yard line...also made one special teams tackle...**at Miami (10/14)**: Punted three times for 135 yards with a long of 56 yards...averaged 45 yards per punt with a 38.3 net...placed two inside the 20-yard line...**vs. Green Bay (10/21)**: Punted two times for 99 yards, a 49.5-yard average and 42-yard net...tallied a long of 55 yards...**vs. New England (10/28)**: Punted four times for 195 yards, a 48.8-yard average and 44.8-yard net...placed one kick inside the 20 and tallied a long of 50 yards...**at San Francisco (11/11)**: Threw a 21-yard completion to S Rodney McLeod on fourth-and-four from the St. Louis

10-yard line with :49 left in the half on a fake punt...marked his second pass completion this season and McCleod's first career reception...on a second fake punt, completed a 19-yard pass to TE Lance Kendricks...the play pushed his passing totals to two-for-two for 40 yards on the day, and also marks his third completion this season...punted four times for 147 yards for a 36.8-yard average, 31-yard net and placed one inside the 20-yard line...**vs. New York Jets (11/18)**: Punted five times for 251 yards, a 50.2-yard average, 44.4-yard net...placed one inside the 20-yard line and had a long of 57 yards...**at Arizona (11/25)**: Punted six times for 260 yards, a 43.3-yard average and 33.5-yard net...tallied a long of 48 yards and placed one inside the 20-yard line...**vs. San Francisco (12/2)**: Punted a season-high nine times for 388 yards for a 43.1-yard average and 42.4-yard net...tallied a long of 63 yards and placed three punts inside the 20-yard line...**at Buffalo (12/9)**: Punted eight times for 302 yards, a 37.8-yard average and 32.3-yard net...placed two punts inside the 20-yard line and tallied a long of 50 yards...**vs. Minnesota (12/16)**: Punted four times for 164 yards...placed one punt inside the 20-yard line and had a long of 55 yards...**at Tampa Bay (12/23)**: Punted seven times for 335 yards, a 47.9-yard average and 46.9-yard net. Hekker placed two punts inside the 20-yard line and tallied a long of 57 yards...**at Seattle (12/30)**: Punted five times for 243 yards and finished with a net average of 40.2 yards and a gross average of 48.6 yards.

**COLLEGE**: Four-year starter, finished his career as one of Oregon State's most prolific punters in history...the third-best career punt yardage average at OSU at 41.3 yards per punt...set the single-game school record with a 52.5-yard average (6-315) at Utah in 2011...earned College Football Performance Award Punter of the Week...semi-finalist for the Ray Guy Award in 2009...52 career punts of 50+ yards, including 17 as a senior in 2011 when he had six different games with at least one punt of 60+ yards...earned Pac-12 Conference honorable mention...87 career punts downed inside the 20-yard line ...named the Sun Bowl Special Teams MVP in 2008 after averaging 45 yards on 10 punts...also the holder on placekicks for three years...two-time Pac-10 All-Academic selection.

**PERSONAL**: Has a degree in general science...serves as the Rams' Ambassador for "Fuel Up To Play 60," the joint NFL-National Dairy Council Health and Wellness program for students...served as the state ambassador for Special Olympics in Illinois and Missouri...also on the board for Team Activities for Special Kids (TASK), a year-round instructional sports program that provides athletic and social opportunities to kids with special needs...serves as a Waterboys Ambassador, which supports providing clean, accessible drinking water to rural communities in East Africa.

## JOHNNY HEKKER NFL STATISTICS

| REGULAR SEASON |      |           |            |               |             |            |              |               |           |            |           |          |     |
|----------------|------|-----------|------------|---------------|-------------|------------|--------------|---------------|-----------|------------|-----------|----------|-----|
| Year           | Team | Punting   |            |               |             | Avg        | Opp Ret      | Ret Yds       | Net Yds   | TB         | I20       | Lg       | Blk |
|                |      | G         | No         | Yds           |             |            |              |               |           |            |           |          |     |
| 2012           | RAMS | 16        | 82         | 3,756         | 45.8        | 41         | 402          | 3,274         | 4         | 22         | 68        | 0        |     |
| 2013           | RAMS | 16        | 78         | 3,609         | 46.3        | 30         | 79           | 3,450         | 4         | 19         | 64        | 0        |     |
| 2014           | RAMS | 16        | 80         | 3,721         | 46.5        | 28         | 192          | 3,429         | 5         | 33         | 61        | 1        |     |
| 2015           | RAMS | 16        | 96         | 4,601         | 47.9        | 40         | 289          | 4,192         | 6         | 41         | 68        | 0        |     |
| 2016           | RAMS | 16        | 98         | 4,680         | 47.8        | 35         | 152          | 4,508         | 1         | 51         | 78        | 0        |     |
| 2017           | RAMS | 7         | 25         | 1,198         | 47.9        | 11         | 41           | 1,137         | 1         | 14         | 67        | 0        |     |
| <b>TOTALS</b>  |      | <b>87</b> | <b>459</b> | <b>21,565</b> | <b>47.0</b> | <b>185</b> | <b>1,155</b> | <b>19,990</b> | <b>21</b> | <b>180</b> | <b>78</b> | <b>1</b> |     |

| Year         | Team | Passing   |          |             |            |             |          |          |           |            |              |  |
|--------------|------|-----------|----------|-------------|------------|-------------|----------|----------|-----------|------------|--------------|--|
|              |      | Att.      | Cmp      | Pct.        | Yds        | Yds/Att     | TD       | Int      | Lg        | Sk-Yds     | Rtg.         |  |
| 2012         | RAMS | 3         | 3        | 100.0       | 42         | 14.0        | 1        | 0        | 21        | 0-0        | 158.3        |  |
| 2013         | RAMS | 1         | 0        | 0.0         | 0          | 0.0         | 0        | 0        | 0         | 0-0        | 39.6         |  |
| 2014         | RAMS | 2         | 2        | 100.0       | 37         | 18.5        | 0        | 0        | 19        | 0-0        | 118.8        |  |
| 2015         | RAMS | 4         | 1        | 25.0        | 20         | 5.0         | 0        | 0        | 20        | 0-0        | 47.9         |  |
| 2016         | RAMS | 2         | 1        | 50.0        | 4          | 2.0         | 0        | 0        | 4         | 0-0        | 56.3         |  |
| 2017         | RAMS | 1         | 1        | 100.0       | 28         | 28.0        | 0        | 0        | 28        | 0-0        | 118.8        |  |
| <b>Total</b> |      | <b>13</b> | <b>8</b> | <b>61.5</b> | <b>131</b> | <b>10.1</b> | <b>1</b> | <b>0</b> | <b>28</b> | <b>0-0</b> | <b>121.0</b> |  |

**ADDITIONAL CAREER STATISTICS**: Threw one touchdown pass to WR Danny Amendola vs. Seattle (9/30/12), Connected with TE Cory Harkey for a two-point conversion...connected with RB Benny Cunningham on an 18-yard pass in punt formation to convert a fourth-and-3 on the St. Louis 18-yard line (10/19/14)...connected with WR Stedman Bailey on an 19-yard pass in punt formation to convert a fourth-and-4 (11/23/14)...connected with S Cody Davis for 20-yard reception to convert a fourth-and-2 at Green Bay (10/11/15)...connected with RB Chase Reynolds for a four-yard reception to convert a fourth-and-one vs. Arizona (1/1/17)

**Special teams tackles**: 2012 (1), 2013 (1), 2015 (1).

**SINGLE GAME HIGHS**  
 Punts – 11, vs. San Francisco (9/26/13)  
 Long – 78, at New York Jets (11/13/16)  
 Yards – 490, vs. San Francisco (9/26/13)



# JOHNNY HEKKER GAME-BY-GAME STATISTICS

## 2017 LOS ANGELES RAMS

| Game          | W/L        | No        | Yds          | Avg         | Opp Ret   | Opp Yds   | Net Yds      | Net Avg     | TB       | I20       | Lg        | Blk      |
|---------------|------------|-----------|--------------|-------------|-----------|-----------|--------------|-------------|----------|-----------|-----------|----------|
| IND 9/10      | W          | 5         | 218          | 43.6        | 3         | 0         | 218          | 43.6        | 0        | 5         | 47        | 0        |
| WAS 9/17      | L          | 4         | 182          | 45.5        | 2         | 13        | 169          | 42.3        | 0        | 1         | 55        | 0        |
| @SF 9/21      | W          | 2         | 113          | 56.5        | 2         | 9         | 104          | 52.0        | 0        | 0         | 64        | 0        |
| @DAL 10/1     | W          | 2         | 108          | 54.0        | 1         | 0         | 108          | 54.0        | 0        | 2         | 62        | 0        |
| SEA 10/8      | L          | 3         | 136          | 45.3        | 1         | 10        | 126          | 42.0        | 0        | 0         | 62        | 0        |
| @JAC 10/15    | W          | 7         | 322          | 46.0        | 1         | 0         | 302          | 43.1        | 1        | 4         | 67        | 0        |
| ARI 10/22     | W          | 2         | 119          | 59.5        | 1         | 9         | 110          | 55.0        | 0        | 2         | 65        | 0        |
| @NYG 11/5     | 0          | 0         | 0            | 0           | 0         | 0         | 0            | 0.0         | 0        | 0         | 0         | 0        |
| HOU 11/12     | 0          | 0         | 0            | 0           | 0         | 0         | 0            | 0.0         | 0        | 0         | 0         | 0        |
| @MIN 11/19    | 0          | 0         | 0            | 0           | 0         | 0         | 0            | 0.0         | 0        | 0         | 0         | 0        |
| NO 11/26      | 0          | 0         | 0            | 0           | 0         | 0         | 0            | 0.0         | 0        | 0         | 0         | 0        |
| @ARI 12/2     | 0          | 0         | 0            | 0           | 0         | 0         | 0            | 0.0         | 0        | 0         | 0         | 0        |
| PHI 12/10     | 0          | 0         | 0            | 0           | 0         | 0         | 0            | 0.0         | 0        | 0         | 0         | 0        |
| @SEA 12/17    | 0          | 0         | 0            | 0           | 0         | 0         | 0            | 0.0         | 0        | 0         | 0         | 0        |
| @TEN 12/24    | 0          | 0         | 0            | 0           | 0         | 0         | 0            | 0.0         | 0        | 0         | 0         | 0        |
| SF 12/31      | 0          | 0         | 0            | 0           | 0         | 0         | 0            | 0.0         | 0        | 0         | 0         | 0        |
| <b>TOTALS</b> | <b>5-2</b> | <b>25</b> | <b>1,198</b> | <b>47.9</b> | <b>11</b> | <b>41</b> | <b>1,137</b> | <b>45.5</b> | <b>1</b> | <b>14</b> | <b>67</b> | <b>0</b> |

## 2016 LOS ANGELES RAMS

| Game          | W/L         | No        | Yds          | Avg         | Opp Ret   | Opp Yds    | Net Yds      | Net Avg     | TB       | I20       | Lg        | Blk      |
|---------------|-------------|-----------|--------------|-------------|-----------|------------|--------------|-------------|----------|-----------|-----------|----------|
| @SF 9/12      | L           | 10        | 431          | 43.1        | 2         | 11         | 420          | 42.0        | 0        | 4         | 54        | 0        |
| SEA 9/18      | W           | 6         | 237          | 39.5        | 0         | 0          | 237          | 39.5        | 0        | 6         | 52        | 0        |
| @TB 9/25      | W           | 5         | 256          | 51.2        | 2         | 26         | 230          | 46.0        | 0        | 2         | 64        | 0        |
| @ARI 10/2     | W           | 6         | 277          | 46.2        | 3         | 23         | 254          | 42.3        | 0        | 3         | 55        | 0        |
| BUF 10/9      | L           | 2         | 109          | 54.5        | 2         | -2         | 111          | 55.5        | 0        | 1         | 57        | 0        |
| @DET 10/16    | L           | 2         | 94           | 47.0        | 1         | 4          | 90           | 45.0        | 0        | 0         | 54        | 0        |
| NYG 10/23     | L           | 7         | 320          | 45.7        | 4         | 11         | 309          | 44.1        | 0        | 6         | 58        | 0        |
| CAR 11/6      | L           | 5         | 243          | 48.6        | 0         | 0          | 223          | 44.6        | 1        | 2         | 75        | 0        |
| @NYJ 11/13    | W           | 7         | 362          | 51.7        | 4         | 10         | 352          | 50.3        | 0        | 4         | 78        | 0        |
| MIA 11/20     | L           | 8         | 364          | 45.5        | 1         | 1          | 363          | 45.4        | 0        | 5         | 61        | 0        |
| @NO 11/27     | L           | 6         | 294          | 49.0        | 2         | 8          | 286          | 47.7        | 0        | 2         | 68        | 0        |
| @NE 12/4      | L           | 8         | 430          | 53.8        | 6         | 7          | 423          | 52.9        | 0        | 5         | 76        | 0        |
| ATL 12/11     | L           | 7         | 340          | 48.6        | 0         | 0          | 340          | 48.6        | 0        | 6         | 57        | 0        |
| @SEA 12/15    | L           | 4         | 216          | 54.0        | 2         | 16         | 200          | 50.0        | 0        | 0         | 66        | 0        |
| SF 12/24      | L           | 8         | 368          | 46.0        | 2         | 9          | 359          | 44.9        | 0        | 4         | 53        | 0        |
| ARI 11/17     | L           | 7         | 336          | 48.1        | 4         | 26         | 311          | 44.4        | 0        | 1         | 73        | 0        |
| <b>TOTALS</b> | <b>4-12</b> | <b>98</b> | <b>4,680</b> | <b>47.8</b> | <b>35</b> | <b>152</b> | <b>4,508</b> | <b>46.0</b> | <b>1</b> | <b>51</b> | <b>78</b> | <b>0</b> |

## 2015 ST. LOUIS RAMS

| Game         | W/L        | No        | Yds          | Avg         | Opp Ret   | Opp Yds    | Net Yds      | Net Avg     | TB       | I20       | Lg        | Blk      |
|--------------|------------|-----------|--------------|-------------|-----------|------------|--------------|-------------|----------|-----------|-----------|----------|
| SEA 9/13     | W          | 3         | 142          | 47.3        | 2         | 63         | 79           | 26.3        | 0        | 0         | 55        | 0        |
| @WSH 9/20    | L          | 8         | 381          | 47.6        | 5         | 12         | 381          | 46.1        | 0        | 4         | 52        | 0        |
| PIT 9/27     | L          | 4         | 170          | 42.5        | 0         | 0          | 150          | 37.5        | 1        | 2         | 50        | 0        |
| @ARI 10/4    | W          | 7         | 348          | 49.7        | 5         | 32         | 316          | 45.1        | 0        | 2         | 57        | 0        |
| @GB 10/11    | L          | 4         | 181          | 45.3        | 2         | 9          | 152          | 38.0        | 1        | 1         | 51        | 0        |
| CLE 10/25    | W          | 5         | 244          | 48.8        | 2         | 4          | 240          | 48.0        | 0        | 3         | 56        | 0        |
| SF 11/1      | W          | 8         | 436          | 54.4        | 5         | 38         | 398          | 49.8        | 0        | 4         | 60        | 0        |
| @MIN 11/8    | L          | 8         | 372          | 46.5        | 4         | 40         | 332          | 41.5        | 0        | 2         | 63        | 0        |
| CHI 11/15    | L          | 6         | 296          | 49.3        | 3         | 9          | 287          | 47.8        | 0        | 3         | 60        | 0        |
| @BAL 11/22   | L          | 8         | 367          | 45.9        | 3         | 5          | 342          | 42.8        | 1        | 4         | 63        | 0        |
| @CIN 11/29   | L          | 5         | 225          | 45.0        | 2         | 16         | 189          | 37.8        | 1        | 1         | 56        | 0        |
| ARI 12/6     | L          | 8         | 436          | 54.5        | 3         | 30         | 386          | 48.3        | 1        | 5         | 68        | 0        |
| DET 12/13    | W          | 6         | 284          | 47.3        | 2         | 11         | 273          | 45.5        | 0        | 4         | 61        | 0        |
| TB 12/17     | W          | 5         | 220          | 44.0        | 0         | 0          | 220          | 44.0        | 0        | 3         | 49        | 0        |
| @SEA 12/27   | W          | 6         | 240          | 40.0        | 2         | 20         | 220          | 36.7        | 0        | 2         | 50        | 0        |
| @SF 1/3      | L          | 5         | 259          | 51.8        | 0         | 0          | 239          | 47.8        | 1        | 1         | 68        | 0        |
| <b>TOTAL</b> | <b>7-9</b> | <b>96</b> | <b>4,601</b> | <b>47.9</b> | <b>40</b> | <b>289</b> | <b>4,192</b> | <b>43.7</b> | <b>6</b> | <b>41</b> | <b>68</b> | <b>0</b> |

## 2014 ST. LOUIS RAMS

| Game         | W/L         | No        | Yds          | Avg         | Opp Ret   | Opp Yds    | Net Yds      | Net Avg     | TB       | I20       | Lg        | Blk      |
|--------------|-------------|-----------|--------------|-------------|-----------|------------|--------------|-------------|----------|-----------|-----------|----------|
| MIN 9/7      | L           | 6         | 279          | 46.5        | 1         | 6          | 273          | 45.5        | 0        | 2         | 57        | 0        |
| @TB 9/14     | W           | 2         | 98           | 49.0        | 1         | 0          | 98           | 49.0        | 0        | 1         | 53        | 0        |
| DAL 9/21     | L           | 1         | 24           | 24.0        | 0         | 0          | 24           | 24.0        | 0        | 1         | 24        | 0        |
| PHL 10/5     | L           | 4         | 166          | 41.5        | 1         | 23         | 143          | 28.6        | 0        | 2         | 56        | 1        |
| SF 10/13     | L           | 8         | 351          | 43.9        | 5         | 29         | 322          | 40.3        | 0        | 2         | 56        | 0        |
| SEA 10/19    | W           | 3         | 153          | 51.0        | 2         | 19         | 134          | 51.0        | 0        | 1         | 56        | 0        |
| @KC 10/26    | L           | 6         | 324          | 54.0        | 4         | 27         | 277          | 46.2        | 1        | 1         | 60        | 0        |
| @SF 11/2     | W           | 6         | 281          | 46.8        | 1         | 12         | 249          | 41.5        | 1        | 2         | 60        | 0        |
| @ARI 11/9    | L           | 7         | 305          | 43.6        | 1         | 8          | 277          | 39.6        | 1        | 2         | 57        | 0        |
| DEN 11/16    | W           | 6         | 260          | 43.3        | 1         | 0          | 260          | 43.3        | 0        | 4         | 54        | 0        |
| @SD 11/23    | L           | 4         | 178          | 44.5        | 1         | 0          | 178          | 44.5        | 0        | 2         | 57        | 0        |
| OAK 11/30    | W           | 6         | 275          | 45.8        | 2         | 4          | 251          | 41.8        | 1        | 3         | 60        | 0        |
| @WAS 12/7    | W           | 4         | 174          | 43.5        | 2         | 3          | 171          | 42.8        | 0        | 3         | 61        | 0        |
| ARI 12/11    | L           | 8         | 404          | 50.5        | 4         | 54         | 350          | 43.8        | 0        | 3         | 59        | 0        |
| NYG 12/21    | L           | 4         | 202          | 50.5        | 0         | 0          | 182          | 45.5        | 0        | 3         | 56        | 0        |
| @SEA 12/28   | 5           | 247       | 49.4         | 2           | 7         | 240        | 48.0         | 1           | 1        | 55        | 0         |          |
| <b>TOTAL</b> | <b>6-10</b> | <b>80</b> | <b>3,721</b> | <b>46.5</b> | <b>28</b> | <b>192</b> | <b>3,429</b> | <b>42.3</b> | <b>5</b> | <b>33</b> | <b>61</b> | <b>1</b> |

## 2013 ST. LOUIS RAMS

| Game         | W/L        | No        | Yds          | Avg         | Opp Ret   | Opp Yds   | Net Yds      | Net Avg     | TB       | I20       | Lg        | Blk      |
|--------------|------------|-----------|--------------|-------------|-----------|-----------|--------------|-------------|----------|-----------|-----------|----------|
| ARI 9/8      | W          | 3         | 147          | 49.0        | 1         | 1         | 126          | 42.0        | 1        | 1         | 55        | 0        |
| @ATL 9/15    | L          | 6         | 298          | 49.7        | 2         | 4         | 294          | 49.0        | 0        | 0         | 63        | 0        |
| @DAL 9/22    | L          | 5         | 238          | 47.6        | 4         | 16        | 222          | 44.4        | 0        | 0         | 57        | 0        |
| SF 9/26      | L          | 11        | 490          | 44.5        | 1         | 0         | 470          | 42.7        | 1        | 6         | 60        | 0        |
| JAC 10/6     | W          | 7         | 286          | 40.9        | 4         | 5         | 281          | 40.1        | 0        | 2         | 56        | 0        |
| @HOU 10/13   | W          | 3         | 135          | 45.0        | 2         | 6         | 129          | 43.0        | 0        | 1         | 47        | 0        |
| @CAR 10/20   | L          | 4         | 159          | 39.8        | 1         | -1        | 160          | 40.0        | 0        | 0         | 52        | 0        |
| SEA 10/28    | L          | 4         | 182          | 45.5        | 3         | 9         | 173          | 43.3        | 0        | 2         | 55        | 0        |
| TEN 11/3     | L          | 5         | 242          | 48.4        | 2         | 8         | 234          | 46.8        | 0        | 1         | 57        | 0        |
| @IND 11/10   | W          | 5         | 242          | 48.4        | 3         | 25        | 217          | 43.4        | 0        | 1         | 61        | 0        |
| CHI 11/24    | W          | 2         | 97           | 48.5        | 1         | 0         | 97           | 48.5        | 0        | 0         | 51        | 0        |
| @SF 12/1     | L          | 5         | 244          | 48.8        | 2         | 5         | 239          | 47.8        | 0        | 1         | 54        | 0        |
| @ARI 12/8    | L          | 5         | 257          | 51.4        | 2         | 3         | 214          | 42.8        | 2        | 0         | 64        | 0        |
| NO 12/15     | W          | 4         | 167          | 41.8        | 0         | 0         | 167          | 41.8        | 0        | 2         | 52        | 0        |
| TB 12/22     | W          | 2         | 88           | 44.0        | 0         | 0         | 88           | 44.0        | 0        | 1         | 46        | 0        |
| @SEA 12/29   | L          | 7         | 337          | 48.1        | 2         | -2        | 339          | 48.4        | 0        | 1         | 58        | 0        |
| <b>TOTAL</b> | <b>7-9</b> | <b>78</b> | <b>3,609</b> | <b>46.3</b> | <b>30</b> | <b>79</b> | <b>3,450</b> | <b>44.2</b> | <b>4</b> | <b>19</b> | <b>64</b> | <b>0</b> |

## 2012 ST. LOUIS RAMS

| Game         | W/L          | No        | Yds         | Avg         | Opp Ret   | Opp Yds    | Net Yds     | Net Avg     | TB       | I20       | Lg        | Blk      |
|--------------|--------------|-----------|-------------|-------------|-----------|------------|-------------|-------------|----------|-----------|-----------|----------|
| @DET 9/9     | L            | 5         | 241         | 48.2        | 5         | 53         | 188         | 37.6        | 0        | 1         | 57        | 0        |
| WAS 9/16     | W            | 3         | 163         | 54.3        | 1         | -3         | 146         | 48.7        | 1        | 1         | 66        | 0        |
| @CHI 9/23    | L            | 6         | 279         | 46.5        | 3         | 39         | 220         | 36.7        | 1        | 1         | 56        | 0        |
| SEA 9/30     | W            | 4         | 156         | 39.0        | 2         | 1          | 155         | 38.8        | 0        | 1         | 48        | 0        |
| ARI 10/4     | W            | 7         | 398         | 56.9        | 5         | 76         | 322         | 46.0        | 0        | 3         | 68        | 0        |
| @MIA 10/14   | L            | 3         | 135         | 45.0        | 0         | 0          | 115         | 38.3        | 1        | 2         | 56        | 0        |
| GB 10/21     | L            | 2         | 99          | 49.5        | 1         | 15         | 84          | 42.0        | 0        | 1         | 55        | 0        |
| NE 10/28     | L            | 4         | 195         | 48.8        | 3         | 16         | 179         | 44.8        | 0        | 1         | 50        | 0        |
| @SF 11/11    | T            | 4         | 147         | 36.8        | 2         | 23         | 124         | 31.0        | 0        | 1         | 45        | 0        |
| NYJ 11/18    | I            | 5         | 251         | 50.2        | 3         | 29         | 222         | 44.4        | 0        | 1         | 57        | 0        |
| @ARI 11/25   | W            | 6         | 260         | 43.3        | 4         | 59         | 201         | 33.5        | 0        | 1         | 48        | 0        |
| SF 12/2      | W            | 9         | 388         | 43.1        | 2         | 6          | 382         | 42.4        | 0        | 3         | 63        | 0        |
| @BUF 12/9    | W            | 8         | 302         | 37.8        | 4         | 44         | 258         | 32.3        | 0        | 2         | 50        | 0        |
| MIN 12/16    | L            | 4         | 164         | 41.0        | 1         | 15         | 149         | 37.3        | 0        | 1         | 55        | 0        |
| @TB 12/23    | W            | 7         | 335         | 47.9        | 3         | 7          | 328         | 46.9        | 0        | 2         | 57        | 0        |
| @SEA 12/30   | L            | 5         | 243         | 48.6        | 2         | 22         | 201         | 40.2        | 1        | 0         | 57        | 0        |
| <b>TOTAL</b> | <b>7-8-1</b> | <b>82</b> | <b>3756</b> | <b>45.8</b> | <b>41</b> | <b>402</b> | <b>3274</b> | <b>39.9</b> | <b>4</b> | <b>22</b> | <b>68</b> | <b>0</b> |



# 89 | TYLER HIGBEE

**Position:** Tight End  
**Ht./Wt.:** 6-6/257  
**Birth Date:** 1/1/93  
**College:** Western Kentucky  
**Hometown:** Clearwater, Fla.  
**Experience:** 2nd year (2nd Rams)  
**Acquired:** D4A-2016 (110th)

**Career GP/GS (Playoffs):** 23/14 (0/0)



**TRANSACTIONS:** Selected in the fourth round of the 2016 draft (110th overall) on 4/30/16.

**2017 SEASON:** **Week 7 vs. Arizona (10/22):** Started at tight end...recorded three catches for 13 yards...**Week 6 at Jacksonville (10/15):** Started at tight end...recorded one reception...**Week 5 vs. Seattle (10/8):** Started at tight end...led the team in receiving yards with a new personal high of 98 yards on four catches..**Week 4 at Dallas (10/1):** Started at tight end...recorded three receptions for 47 yards...**Week 3 at San Francisco (9/21):** Started at tight end...recorded one reception for four yards...**Week 2 vs. Washington (9/17):** Started at tight end...**Week 1 vs. Indianapolis (9/10):** Started at tight end...hauled in two receptions for 17 yards.

**2016 SEASON:** Started in six-of-16 games in his rookie campaign...hauled in 11 receptions for 85 yards and scored his first career touchdown...**at San Francisco (9/13):** In his first career NFL game, recorded one reception...**at Tampa Bay (9/25):** Made first career NFL start at tight end...saw significant action on special teams...**at Arizona (10/2):** Saw action at tight end and recorded one reception...**vs. New York Giants (10/23):** Recorded one catch for a four-yard gain...**vs. Carolina (11/6):** Made second career start at tight end...recorded a career-long 31-yard reception...**at New England (12/4):** Recorded two catches for 16 yards...**vs. Atlanta (12/11):** Caught one pass for eight yards...**at Seattle (12/15):** Hauled in a 15-yard reception...**vs. San Francisco (12/26):** Recorded two receptions for five yards...scored his first career touchdown on a two-yard pass from QB Jared Goff.

**COLLEGE:** Played in 38 games with 15 starts...earned a midseason addition to the Biletnikoff Watch List in 2015...racked up a pair of 100-yard receiving games and four touchdowns through the first four games of the year and caught at least one touchdown in six of his nine games, including two, two-touchdowns game...named the John Mackey Award Tight End of the Week following the season opener at Vanderbilt when he caught four passes for 102 yards...as a junior in 2014, he tallied 230 yards on 15 receptions, including four touchdowns...notched a breakout performance at No. 19 Marshall when came up with three-touchdowns on six passes for 99 yards, to earn CFPA honorable mention National Tight End of the Week honors...he was also one of only three tight ends last season to catch at least three touchdowns in a game, joined by FIU's Jonnu Smith and Minnesota's Maxx Williams...became one of just four players in WKU history to catch at least three touchdowns in a single game and the first since 1978...in 2013, saw time in seven games and three starts after converting over from wide receiver...finished the year with 13 catches for 169 yards and a touchdown...redshirted in 2012...as a true freshman in 2011, he played in 11 games...finished the regular season with a pair of catches for 92 yards...tallied his first career catch on a 63-yard touchdown grab.

**PERSONAL:** Named team MVP and team captain for his senior season at East Lake High School. He reeled in 42 receptions as a tight end, leading the county in receptions, to total over 540 receiving yards and eight touchdowns in his final season. He finished his career with over 1,100 yards receiving and 18 touchdowns. Higbee earned first-team All-County honors as well as being a Pinellas County All-Star his senior year. He was rated as a two-star recruit by Rivals.com after lettering all four years in football. He also earned a pair of letters on the baseball diamond at the varsity level.

## TYLER HIGBEE NFL STATISTICS

| REGULAR SEASON |      |              |           |            |             |           |          |
|----------------|------|--------------|-----------|------------|-------------|-----------|----------|
| Year           | Team | G/S          | Receiving |            |             | Lg        | TD       |
|                |      |              | No        | Yds        | Avg         |           |          |
| 2016           | RAMS | 16/7         | 11        | 85         | 7.7         | 31        | 1        |
| 2017           | RAMS | 7/7          | 14        | 179        | 12.8        | 35        | 0        |
| <b>TOTAL</b>   |      | <b>23/14</b> | <b>25</b> | <b>264</b> | <b>10.6</b> | <b>35</b> | <b>1</b> |

# TYLER HIGBEE GAME-BY-GAME STATISTICS

| 2017 LOS ANGELES RAMS |     |           |    |     |      |         |    |     |     |     |    |    |
|-----------------------|-----|-----------|----|-----|------|---------|----|-----|-----|-----|----|----|
| Game                  | W/L | Receiving |    |     |      | Rushing |    |     |     |     |    |    |
|                       |     | P/S       | No | Yds | Avg  | Lg      | TD | Att | Yds | Avg | Lg | TD |
| IND 9/10              | W   | 1/1       | 2  | 17  | 8.5  | 9       | 0  | 0   | 0   | 0.0 | 0  | 0  |
| WAS 9/17              | L   | 1/1       | 0  | 0   | 0.0  | 0       | 0  | 0   | 0   | 0.0 | 0  | 0  |
| @SF 9/21              | W   | 1/1       | 1  | 4   | 4.0  | 4       | 0  | 0   | 0   | 0.0 | 0  | 0  |
| @DAL 10/1             | W   | 1/1       | 3  | 47  | 15.7 | 29      | 0  | 0   | 0   | 0.0 | 0  | 0  |
| SEA 10/8              | L   | 1/1       | 4  | 98  | 24.5 | 35      | 0  | 0   | 0   | 0.0 | 0  | 0  |
| @JAC 10/15            | W   | 1/1       | 1  | 0   | 0.0  | 0       | 0  | 0   | 0   | 0.0 | 0  | 0  |
| ARI 10/22             | W   | 1/1       | 3  | 13  | 4.3  | 5       | 0  | 0   | 0   | 0.0 | 0  | 0  |
| @NYG 11/5             |     | 0/0       | 0  | 0   | 0.0  | 0       | 0  | 0   | 0   | 0.0 | 0  | 0  |
| HOU 11/12             |     | 0/0       | 0  | 0   | 0.0  | 0       | 0  | 0   | 0   | 0.0 | 0  | 0  |
| @MIN 11/19            |     | 0/0       | 0  | 0   | 0.0  | 0       | 0  | 0   | 0   | 0.0 | 0  | 0  |
| NO 11/26              |     | 0/0       | 0  | 0   | 0.0  | 0       | 0  | 0   | 0   | 0.0 | 0  | 0  |
| @ARI 12/2             |     | 0/0       | 0  | 0   | 0.0  | 0       | 0  | 0   | 0   | 0.0 | 0  | 0  |
| PHI 12/10             |     | 0/0       | 0  | 0   | 0.0  | 0       | 0  | 0   | 0   | 0.0 | 0  | 0  |
| @SEA 12/17            |     | 0/0       | 0  | 0   | 0.0  | 0       | 0  | 0   | 0   | 0.0 | 0  | 0  |
| @TEN 12/24            |     | 0/0       | 0  | 0   | 0.0  | 0       | 0  | 0   | 0   | 0.0 | 0  | 0  |
| SF 12/31              |     | 0/0       | 0  | 0   | 0.0  | 0       | 0  | 0   | 0   | 0.0 | 0  | 0  |
| TOTALS                | 5-2 | 7/7       | 14 | 179 | 12.8 | 35      | 0  | 0   | 0   | 0.0 | 0  | 0  |

| 2016 LOS ANGELES RAMS |      |           |    |     |      |         |    |     |     |     |    |    |
|-----------------------|------|-----------|----|-----|------|---------|----|-----|-----|-----|----|----|
| Game                  | W/L  | Receiving |    |     |      | Rushing |    |     |     |     |    |    |
|                       |      | P/S       | No | Yds | Avg  | Lg      | TD | Att | Yds | Avg | Lg | TD |
| @SF 9/12              | L    | 1/0       | 1  | 2   | 2.0  | 2       | 0  | 0   | 0   | 0.0 | 0  | 0  |
| SEA 9/18              | W    | 1/0       | 0  | 0   | 0.0  | 0       | 0  | 0   | 0   | 0.0 | 0  | 0  |
| @TB 9/25              | W    | 1/1       | 0  | 0   | 0.0  | 0       | 0  | 0   | 0   | 0.0 | 0  | 0  |
| @ARI 10/2             | W    | 1/0       | 0  | 0   | 0.0  | 0       | 0  | 0   | 0   | 0.0 | 0  | 0  |
| BUF 10/9              | L    | 1/0       | 0  | 0   | 0.0  | 0       | 0  | 0   | 0   | 0.0 | 0  | 0  |
| @DET 10/16            | L    | 1/0       | 1  | 4   | 4.0  | 4       | 0  | 0   | 0   | 0.0 | 0  | 0  |
| NYG 10/23             | L    | 1/0       | 0  | 0   | 0.0  | 0       | 0  | 0   | 0   | 0.0 | 0  | 0  |
| CAR 11/6              | L    | 1/1       | 1  | 31  | 31.0 | 31      | 0  | 0   | 0   | 0.0 | 0  | 0  |
| @NYJ 11/13            | W    | 1/1       | 0  | 0   | 0.0  | 0       | 0  | 0   | 0   | 0.0 | 0  | 0  |
| MIA 11/20             | L    | 1/1       | 2  | 4   | 2.0  | 3       | 0  | 0   | 0   | 0.0 | 0  | 0  |
| @NO 11/27             | L    | 1/1       | 0  | 0   | 0.0  | 0       | 0  | 0   | 0   | 0.0 | 0  | 0  |
| @NE 12/4              | L    | 1/0       | 2  | 16  | 8.0  | 10      | 0  | 0   | 0   | 0.0 | 0  | 0  |
| ATL 12/11             | L    | 1/0       | 1  | 8   | 8.0  | 8       | 0  | 0   | 0   | 0.0 | 0  | 0  |
| @SEA 12/15            | L    | 1/0       | 1  | 15  | 15.0 | 0       | 0  | 0   | 0   | 0.0 | 0  | 0  |
| SF 12/24              | L    | 1/1       | 2  | 5   | 2.5  | 3       | 1  | 0   | 0   | 0.0 | 0  | 0  |
| ARI 1/1/17            | L    | 1/0       | 0  | 0   | 0.0  | 0       | 0  | 0   | 0   | 0.0 | 0  | 0  |
| TOTALS                | 4-12 | 16/6      | 11 | 85  | 7.7  | 31      | 1  | 0   | 0   | 0.0 | 0  | 0  |



# 32 | TROY HILL

**Position:** Cornerback  
**Ht./Wt.:** 5-11/184  
**Birth Date:** 8/29/91  
**College:** Oregon  
**Hometown:** Youngstown, Ohio  
**Experience:** 3rd Year (2nd Rams)  
**Acquired:** W(NE)-2015

**Career GP/GS (Playoffs):** 19/4 (0/0)



**TRANSACTIONS:** Activated from Rams' practice squad (12/13/16)...added to practice squad (11/24/16), after being released from active roster (11/22/16)...acquired by the Rams via waivers from New England (12/31/15)...released from England (12/30/15), after being acquired via waivers from Cincinnati (12/25/15)...released by the Bengals (12/24/15), after spending time on their practice squad...originally signed with Cincinnati as an undrafted free agent (5/8/15).

**PRO:** Second-year pro (first with Rams)...played in 19 career games, starting four at the cornerback position...collected 41 career tackles (37), and recorded five pass breakups...became a contributor on special teams.

**2017 SEASON: Week 7 vs. Arizona (10/22):** Saw action at cornerback and on special teams...**Week 6 at Jacksonville (10/15):** Declared inactive...**Week 5 vs. Seattle (10/8):** Saw action at cornerback and on special teams...**Week 4 at Dallas (10/1):** Saw action at corner and on special teams...recorded one special teams tackle...recovered one fumble on a punt return...**Week 3 at San Francisco (9/21):** Saw action at corner and on special teams...made one solo tackle and had two passes defended.

**2016 SEASON:** Saw action in 12 contests and started three at cornerback...spent three weeks on practice squad...finished with 38 tackles (35 solo) and three passes defended...played a significant role on special teams...**vs. Seattle (9/18):** Recorded three tackles (three solo)...also defended one pass...**at Tampa Bay (9/25):** Made his first career NFL start at cornerback...recorded a team-high, and career-high 11 tackles (10 solo), and defended a pass...**at Arizona (10/2):** Started at right cornerback...tallied four tackles (three solo)...**at Detroit (10/16):** Started his third game of the season at cornerback...tallied seven tackles (six solo)...**vs. New York Giants (10/23):** Started at cornerback...recorded eight solo tackles...**vs. Carolina (11/6):** Saw significant action at cornerback and on special teams...**at New York Jets (11/13):** Recorded four solo tackles and one pass defended...**at Seattle (12/15):** Promoted from practice squad to active roster...recorded one solo tackle...**vs. San Francisco (12/26):** Saw significant action on special teams...recorded one special teams tackle.

**2015 SEASON:** Played in three games with Cincinnati: at Cleveland (12/6), vs. Pittsburgh (12/13), at San Francisco (12/20).

**COLLEGE:** As a senior in 2014, finished seventh on the team in tackles (71) but third in unassisted efforts (59)...second-team Pac-12 all-conference choice and 14-game starter ranked second in the league (1.46 avg.) in passes defended and 11th nationally...in 2013, was the Ducks' fifth-leading tackler among their defensive backs assumed the role as the program's top reserve cornerback and nickel-back...finished the year with 29 tackles (21 solo) and four deflected passes...in 2012, appeared in 10 games, with 22 of his 26 tackles being unassisted...in 2011, started six of his 14 appearances...in 2010, worked with the scout team during redshirt season.

**PERSONAL:** Played defensive back and wide receiver for St. Bonaventure...2009 All-Channel League First-Team Defense...2008 Second-Team All-State Junior by CalHiSports.com...posted 46 tackles and five interceptions for the Seraphs his junior season in 2008...also returned one kickoff for a touchdown and took one of his five picks back for a score...earned a three-star rating from Scout.com...also a three-star recruit according to Rivals.com and the No. 32 corner in the country...parents: Jim Gilmer and Sandra Jennings...also has two brothers, two sisters...majored in General Social Science.

## TROY HILL NFL STATISTICS

| Year         | Team | G/S         | Tackles   |           | Asst     | Sk         | Yds        | Interception |          |          | TD       | PD       | Fumbles  |          | Yds      |
|--------------|------|-------------|-----------|-----------|----------|------------|------------|--------------|----------|----------|----------|----------|----------|----------|----------|
|              |      |             | Total     | Solo      |          |            |            | Int          | Yds      | Lg       |          |          | FF       | FR       |          |
| 2015         | CIN  | 3/0         | 2         | 1         | 1        | 0.0        | 0.0        | 0            | 0        | 0        | 0        | 0        | 0        | 0        | 0        |
| 2016         | RAMS | 12/4        | 38        | 35        | 3        | 0.0        | 0.0        | 0            | 0        | 0        | 0        | 3        | 0        | 0        | 0        |
| 2017         | RAMS | 4/0         | 1         | 1         | 0        | 0.0        | 0.0        | 0            | 0        | 0        | 0        | 2        | 0        | 0        | 0        |
| <b>TOTAL</b> |      | <b>19/4</b> | <b>41</b> | <b>37</b> | <b>4</b> | <b>0.0</b> | <b>0.0</b> | <b>0</b>     | <b>0</b> | <b>0</b> | <b>0</b> | <b>5</b> | <b>0</b> | <b>0</b> | <b>0</b> |

**Additional Career Statistics:** Special Teams Tackles: RAMS: 2017 (1), 2016 (2)

# TROY HILL GAME-BY-GAME STATISTICS

## 2017 LOS ANGELES RAMS

| Game       | W/L | P/S | T | S | A | Sk | Yds | Int | Yds | Lg | TD | PD | FF | FR | Yds |   |
|------------|-----|-----|---|---|---|----|-----|-----|-----|----|----|----|----|----|-----|---|
| IND 9/10   | W   |     |   |   |   |    |     |     |     |    |    |    |    |    |     |   |
| WAS 9/17   | L   |     |   |   |   |    |     |     |     |    |    |    |    |    |     |   |
| @SF 9/21   | W   | 1/0 | 1 | 1 | 0 | 0  | 0   | 0   | 0   | 0  | 2  | 0  | 0  | 0  | 0   | 0 |
| @DAL 10/1  | W   | 1/0 | 0 | 0 | 0 | 0  | 0   | 0   | 0   | 0  | 0  | 0  | 1  | 0  | 0   | 0 |
| SEA 10/8   | L   | 1/0 | 0 | 0 | 0 | 0  | 0   | 0   | 0   | 0  | 0  | 0  | 0  | 0  | 0   | 0 |
| @JAC 10/15 | W   |     |   |   |   |    |     |     |     |    |    |    |    |    |     |   |
| ARI 10/22  | W   | 1/0 | 0 | 0 | 0 | 0  | 0   | 0   | 0   | 0  | 0  | 0  | 0  | 0  | 0   | 0 |
| @NYG 11/5  | 0/0 | 0/0 | 0 | 0 | 0 | 0  | 0   | 0   | 0   | 0  | 0  | 0  | 0  | 0  | 0   | 0 |
| HOU 11/12  | 0/0 | 0/0 | 0 | 0 | 0 | 0  | 0   | 0   | 0   | 0  | 0  | 0  | 0  | 0  | 0   | 0 |
| @MIN 11/19 | 0/0 | 0/0 | 0 | 0 | 0 | 0  | 0   | 0   | 0   | 0  | 0  | 0  | 0  | 0  | 0   | 0 |
| NO 11/26   | 0/0 | 0/0 | 0 | 0 | 0 | 0  | 0   | 0   | 0   | 0  | 0  | 0  | 0  | 0  | 0   | 0 |
| @ARI 12/2  | 0/0 | 0/0 | 0 | 0 | 0 | 0  | 0   | 0   | 0   | 0  | 0  | 0  | 0  | 0  | 0   | 0 |
| PHI 12/10  | 0/0 | 0/0 | 0 | 0 | 0 | 0  | 0   | 0   | 0   | 0  | 0  | 0  | 0  | 0  | 0   | 0 |
| @SEA 12/17 | 0/0 | 0/0 | 0 | 0 | 0 | 0  | 0   | 0   | 0   | 0  | 0  | 0  | 0  | 0  | 0   | 0 |
| @TEN 12/24 | 0/0 | 0/0 | 0 | 0 | 0 | 0  | 0   | 0   | 0   | 0  | 0  | 0  | 0  | 0  | 0   | 0 |
| SF 12/31   | 0/0 | 0/0 | 0 | 0 | 0 | 0  | 0   | 0   | 0   | 0  | 0  | 0  | 0  | 0  | 0   | 0 |
| TOTALS     | 5-2 | 4/0 | 1 | 1 | 0 | 0  | 0   | 0   | 0   | 0  | 2  | 0  | 1  | 0  | 0   | 0 |

## 2016 LOS ANGELES RAMS

| Game       | W/L  | P/S  | T  | S  | A | Sk | Yds | Int | Yds | Lg | TD | PD | FF | FR | Yds |
|------------|------|------|----|----|---|----|-----|-----|-----|----|----|----|----|----|-----|
| @SF 9/12   | L    | 1/0  | 0  | 0  | 0 | 0  | 0.0 | 0   | 0   | 0  | 0  | 0  | 0  | 0  | 0   |
| SEA 9/18   | W    | 1/0  | 3  | 3  | 0 | 0  | 0.0 | 0   | 0   | 0  | 0  | 1  | 0  | 0  | 0   |
| @TB 9/25   | W    | 1/1  | 11 | 10 | 1 | 0  | 0.0 | 0   | 0   | 0  | 0  | 1  | 0  | 0  | 0   |
| @ARI 10/2  | W    | 1/1  | 4  | 3  | 1 | 0  | 0.0 | 0   | 0   | 0  | 0  | 0  | 0  | 0  | 0   |
| BUF 10/9   | L    | 1/0  | 0  | 0  | 0 | 0  | 0.0 | 0   | 0   | 0  | 0  | 0  | 0  | 0  | 0   |
| @DET 10/16 | L    | 1/0  | 7  | 6  | 1 | 0  | 0.0 | 0   | 0   | 0  | 0  | 0  | 0  | 0  | 0   |
| NYG 10/23  | L    | 1/1  | 8  | 8  | 0 | 0  | 0.0 | 0   | 0   | 0  | 0  | 0  | 0  | 0  | 0   |
| CAR 11/6   | L    | 1/0  | 0  | 0  | 0 | 0  | 0.0 | 0   | 0   | 0  | 0  | 0  | 0  | 0  | 0   |
| @NYJ 11/13 | W    | 1/0  | 4  | 4  | 0 | 0  | 0.0 | 0   | 0   | 0  | 0  | 1  | 0  | 0  | 0   |
| MIA 11/20  | L    |      |    |    |   |    |     |     |     |    |    |    |    |    |     |
| @NO 11/27  | L    |      |    |    |   |    |     |     |     |    |    |    |    |    |     |
| @NE 12/4   | L    |      |    |    |   |    |     |     |     |    |    |    |    |    |     |
| ATL 12/11  | L    |      |    |    |   |    |     |     |     |    |    |    |    |    |     |
| @SEA 12/15 | L    | 1/0  | 1  | 1  | 0 | 0  | 0.0 | 0   | 0   | 0  | 0  | 0  | 0  | 0  | 0   |
| SF 12/24   | L    | 1/0  | 0  | 0  | 0 | 0  | 0.0 | 0   | 0   | 0  | 0  | 0  | 0  | 0  | 0   |
| ARI 1/1/17 | L    | 0/0  | 0  | 0  | 0 | 0  | 0.0 | 0   | 0   | 0  | 0  | 0  | 0  | 0  | 0   |
| TOTALS     | 4-12 | 12/3 | 38 | 35 | 3 | 0  | 0.0 | 0   | 0   | 0  | 0  | 3  | 0  | 0  | 0   |





# 43 | JOHN JOHNSON III

**Position:** Safety  
**Ht./Wt.:** 6-0/204  
**Birth Date:** 12/19/95  
**College:** Boston College  
**Hometown:** West Hyattsville, Md  
**Experience:** Rookie  
**Acquired:** D3B-2017 (91st)

**Career GP/GS (Playoffs):** 7/3 (0/0)



**TRANSACTIONS:** Selected by the Rams in the third round (91st overall) of the 2017 NFL Draft (4/29/17).

**2017 SEASON: Week 7 vs. Arizona (10/22):** Started at cornerback and saw action on special teams...recorded a team leading six tackles (four solo)...**Week 6 at Jacksonville (10/15):** Started at cornerback and saw action on special teams...notched five tackles (three solo) and two PDs...**Week 5 vs. Seattle (10/8):** Started at safety and saw action on special teams...notched his first career interception and returned it 69 yards for the 10th longest interception return in Rams history...added six tackles on defense including two solo stops and 2 PDs...**Week 4 at Dallas (10/1):** Saw action at defensive back and on special teams...tallied three solo tackles... recorded one special teams tackle...**Week 3 at San Francisco (9/21):** Saw action at defensive back and on special teams...recorded two special teams tackles...**Week 2 vs. Washington (9/17):** Saw action at defensive back and on special teams...**Week 1 vs. Indianapolis (9/10):** Saw action at defensive back...recorded two tackles (one solo).

**COLLEGE:** Started all 13 games at free safety as a senior in 2016...served as a team captain...finished the season second on the Eagles with 77 tackles...led the team with three interceptions, racking up 47 return yards...notched 2.5 tackles for a loss, 1.0 sack, nine pass breakups, two fumbles recovered and one forced...tied for third in the ACC with three interception returns ...part of a defense that ranked on eight top 10 lists, including ninth in total defense (314.2 yards/game), second in sacks (3.62 sacks/game) and 10th in turnovers gained (27)...notched a single-game high 12 tackles (12/26/16)...started all 12 games in 2015...played the first nine games at strong safety before starting the last three games at left corner back ...totaled 63 tackles, three interceptions, two forced fumbles, three pass breakups and one blocked kick...member of the BC defense that ranked No. 1 nationally in total yards (254.3), and part of the Eagles' defensive backfield that was ranked fifth nationally in passing efficiency allowed (104.66)...played in eight games as a sophomore with two starts...recorded 25 tackles on the season, including 28 solo stops...saw action in 12 games at cornerback and on special teams as a freshman.

**PERSONAL:** Earned first team all-county and second team all-state accolades...All-Gazette first-team honoree... ecoreded 50 tackles, six tackles for loss, five interceptions and 13 pass break ups as a senior...named team captain as a senior...played for head coach Bryan Pierre...also played basketball and served as captain as a sophomore...enrolled as a communication major in the Morrissey College of Arts and Sciences...recipient of the Jay McGillis '93 Memorial Scholarship Fund in 2016...John and his older brother Travis are the children of Tanya and John Johnson.

## JOHN JOHNSON III NFL STATISTICS

|       |      | REGULAR SEASON |         |      |      |     |     |               |     |     |    |    |         |    |     |  |  |
|-------|------|----------------|---------|------|------|-----|-----|---------------|-----|-----|----|----|---------|----|-----|--|--|
| Year  | Team | G/S            | Tackles |      |      |     |     | Interceptions |     |     |    |    | Fumbles |    |     |  |  |
|       |      |                | Total   | Solo | Asst | Sk  | Yds | Int           | Yds | Lg  | TD | PD | FF      | FR | Yds |  |  |
| 2017  | RAMS | 7/3            | 22      | 13   | 9    | 0.0 | 0.0 | 1             | 69t | 69t | 0  | 4  | 0       | 0  | 0   |  |  |
| Total |      | 7/3            | 22      | 13   | 9    | 0.0 | 0.0 | 1             | 69t | 69t | 0  | 4  | 0       | 0  | 0   |  |  |

**ADDITIONAL CAREER STATISTICS:** Special Teams Tackles: 2017 (4).

# JOHN JOHNSON III GAME-BY-GAME STATISTICS

| 2017 LOS ANGELES RAMS |            |            |           |           |          |          |          |          |            |            |          |          |          |          |          |
|-----------------------|------------|------------|-----------|-----------|----------|----------|----------|----------|------------|------------|----------|----------|----------|----------|----------|
| Game                  | W/L        | P/S        | T         | S         | A        | Sk       | Yds      | Int      | Yds        | Lg         | TD       | PD       | FF       | FR       | Yds      |
| IND 9/10              | W          | 1/0        | 2         | 1         | 1        | 0        | 0        | 0        | 0          | 0          | 0        | 0        | 0        | 0        | 0        |
| WAS 9/17              | L          | 1/0        | 0         | 0         | 0        | 0        | 0        | 0        | 0          | 0          | 0        | 0        | 0        | 0        | 0        |
| @SF 9/21              | W          | 1/0        | 0         | 0         | 0        | 0        | 0        | 0        | 0          | 0          | 0        | 0        | 0        | 0        | 0        |
| @DAL 10/1             | W          | 1/0        | 3         | 3         | 0        | 0        | 0        | 0        | 0          | 0          | 0        | 0        | 0        | 0        | 0        |
| SEA 10/8              | L          | 1/1        | 6         | 2         | 4        | 0        | 0        | 1        | 69t        | 69t        | 0        | 2        | 0        | 0        | 0        |
| @JAC 10/15            | W          | 1/1        | 5         | 3         | 2        | 0        | 0        | 0        | 0          | 0          | 0        | 2        | 0        | 0        | 0        |
| ARI 10/22             | W          | 1/1        | 6         | 4         | 2        | 0        | 0        | 0        | 0          | 0          | 0        | 0        | 0        | 0        | 0        |
| @NYG 11/5             |            | 0/0        | 0         | 0         | 0        | 0        | 0        | 0        | 0          | 0          | 0        | 0        | 0        | 0        | 0        |
| HOU 11/12             |            | 0/0        | 0         | 0         | 0        | 0        | 0        | 0        | 0          | 0          | 0        | 0        | 0        | 0        | 0        |
| @MIN 11/19            |            | 0/0        | 0         | 0         | 0        | 0        | 0        | 0        | 0          | 0          | 0        | 0        | 0        | 0        | 0        |
| NO 11/26              |            | 0/0        | 0         | 0         | 0        | 0        | 0        | 0        | 0          | 0          | 0        | 0        | 0        | 0        | 0        |
| @ARI 12/2             |            | 0/0        | 0         | 0         | 0        | 0        | 0        | 0        | 0          | 0          | 0        | 0        | 0        | 0        | 0        |
| PHI 12/10             |            | 0/0        | 0         | 0         | 0        | 0        | 0        | 0        | 0          | 0          | 0        | 0        | 0        | 0        | 0        |
| @SEA 12/17            |            | 0/0        | 0         | 0         | 0        | 0        | 0        | 0        | 0          | 0          | 0        | 0        | 0        | 0        | 0        |
| @TEN 12/24            |            | 0/0        | 0         | 0         | 0        | 0        | 0        | 0        | 0          | 0          | 0        | 0        | 0        | 0        | 0        |
| SF 12/31              |            | 0/0        | 0         | 0         | 0        | 0        | 0        | 0        | 0          | 0          | 0        | 0        | 0        | 0        | 0        |
| <b>TOTALS</b>         | <b>5-2</b> | <b>7/3</b> | <b>22</b> | <b>13</b> | <b>9</b> | <b>0</b> | <b>0</b> | <b>1</b> | <b>69t</b> | <b>69t</b> | <b>0</b> | <b>4</b> | <b>0</b> | <b>0</b> | <b>0</b> |



# 22 | TRUMAINE JOHNSON

|             |                     |
|-------------|---------------------|
| Position:   | Cornerback          |
| Ht./Wt.:    | 6-2/213             |
| Birth Date: | 1/1/90              |
| College:    | Montana             |
| Hometown:   | Stockton, Calif.    |
| Experience: | 6th year (6th Rams) |
| Acquired:   | D3-2012             |

Career GP/GS (Playoffs): 76/54 (0/0)



**TRANSACTIONS:** Selected in the third round of the 2012 draft (65th overall) on (4/27/12).

**PRO:** Fifth-year pro has played in 76 games with 54 starts...tallied 299 career tackles (260 solo), 17 interceptions, three touchdowns and 46 passes defended...his 17 career interceptions place him at No. 20 on the Rams All-Time Interceptions list tied with Dick Lange (17), Monte Jackson (17) and Jack Pardee (17).

**2017 SEASON: Week 7 vs. Arizona (10/22):** Started at cornerback...recorded five total tackles (three solo)...**Week 6 at Jacksonville (10/15):** Started at cornerback and tallied seven total tackles (six solo)...**Week 5 vs. Seattle (10/8):** Started at cornerback...recorded four tackles (two solo)...**Week 4 at Dallas (10/1):** Started at cornerback...recorded four tackles...two passes defended...**Week 3 at San Francisco (9/21):** Started at cornerback...recorded six tackles (four solo)...one pass defended...**Week 2 vs. Washington (9/17):** Started at cornerback...recorded one pass defended...returned one punt for six yards...**Week 1 vs. Indianapolis (9/10):** Started at cornerback...registered two tackles, one pass defended, one forced fumble, one fumble recovery and an interception that he returned 39 yards for a touchdown...the interception that he returned for a touchdown was one-of-two during the game, marking the first time the Rams had two interceptions returned for touchdowns since CB Janoris Jenkins had two against Arizona (11/25/12)

**2016 SEASON:** Started in 14 match-ups at cornerback...garnered 58 tackles (53 solo) while recovering two fumbles...posted a new career-high with 13 passes defended...**vs. Seattle (9/18):** Tallied six tackles (five solo) and had one fumble recovery...**at Tampa Bay (9/25):** Racked up eight tackles (seven solo), while defending two passes...**at Arizona (10/2):** Recorded five solo tackles...defended a career-high six passes...recorded his first interception of the season, and the second career interception against the Cardinals...**vs. Miami (11/20):** Racked up four solo tackles and one pass defended...**at New England (12/4):** Tallied five tackles (four solo)...**vs. Atlanta (12/11):** Notched six solo tackles...recorded two passes defended.

**2015 SEASON:** Played in 14 games and started 13...tallied 69 tackles (62 solo)...notched a team-leading and personal best seven interceptions, finished tied for third-most in the NFL...**at San Francisco (1/3/16):** Led the team in tackles with 10 (nine solo), a new single-game high...also had one pass defended...**at Seattle (12/27):** Nabbed an interception off QB Russell Wilson...marked his fourth consecutive game with an interception...also had five solo tackles and two passes defended...**vs. Tampa Bay (12/17):** Intercepted QB Jameis Winston and returned it nine yards...pushed his season total to six interceptions, tied for fourth-most in the NFL...also notched nine tackles (eight solo)...**vs. Detroit (12/13):** Intercepted QB Matt Stafford and returned it 58 yards for a touchdown...also made five tackles (four solo) and two passes defended...**at Baltimore (11/22):** Picked off Ravens QB Joe Flacco and returned it 25 yards...established a new season-high for interceptions with four...also had one solo tackle...**at Minnesota (11/8):** Registered his third interception of the season...also tallied three solo tackles and one pass defended...**vs. Cleveland (10/25):** Tallied eight tackles (seven solo)...**at Green Bay (10/11):** Picked off Packers QB Aaron Rodgers and returned it 29 yards...registered four solo tackles...**at Arizona (10/4):** Notched nine tackles, also had two passes defended and one fumble recovery...**vs. Seattle (9/13):** Nabbed his first interception of the season off QB Russell Wilson and returned it 15 yards...made four tackles (three solo).

**2014 SEASON:** Finished season with a team-high three interceptions tallied 43 tackles after missing the first eight weeks of the season due to knee injury... **vs. Denver (11/16):** Started at left corner...tallied two solo tackles...recorded his first interception of the season when he picked off QB Peyton Manning...**vs. Oakland (11/30):** Started at left corner...snagged two interceptions from QB Derek Carr...one of which was returned for a 43-yard touchdown, marked his first career pick-six...garnered five solo tackles...**at San Diego (11/23):** Started at left corner...notched six tackles (five solo)...**at Washington (12/7):** Started at left corner...garnered nine solo tackles...had one pass defended.

**2013 SEASON:** Played in 16 games, earning 12 starts...totaled three interceptions, seven passes defended and 66 tackles (58 solo)...**vs. Arizona (9/8):** Saw action on defense and special teams...nabbed his first interception of the season and returned it 29 yards to the Arizona 4-yard line...the play helped set-up a 25-yard field goal...marks his longest interception return...he now has three career interceptions...added four solo tackles and one pass defended...**vs. Jacksonville (10/6):** Started at corner...recorded five tackles (three solo)...added a pass defended...**at Houston (10/13):** Started at corner...notched eight tackles (six solo) and one pass defended...**at Carolina (10/20):** Started at corner...tallied a career-high nine tackles (eight solo)...**at Indianapolis (11/10):** Started at corner...hauled in his second interception of the season, fourth career...also had five tackles (four solo) and one pass defended...**at Arizona (12/8):** Started at corner...tied a season high with nine solo tackles, including one for loss...also had one pass defended...**vs. New Orleans (12/15):** Started at corner...intercepted Saints QB Drew Brees in the end zone and returned it seven yards...marks his third interception this season, a new season high...also registered five solo tackles...**at Seattle (12/29):** Started at corner...notched seven tackles (six solo).

**2012 SEASON:** Finished season with two interceptions, eight passes defended and 35 total tackles while serving as the team's third corner for most of the season...**at Detroit (9/9):** Saw action on defense...**vs. Washington (9/16):** Saw action on defense...**at Chicago (9/23):** Saw action on defense...**vs. Seattle (9/30):** Intercepted a pass from Seattle QB Russell Wilson and returned it three yards...marked the first interception of his career...added a pass defended...**vs. Arizona (10/4):** Saw action on defense...tallied a season-high four solo tackles...added one special teams tackle...**at Miami (10/14):** Saw action on defense and special teams...made one special teams tackle...**vs. Green Bay (10/21):** Saw action on defense and special teams...registered one pass defended...**vs. New England (10/28):** Saw action on defense and special teams...tallied one pass defended...**at San Francisco (11/11):** Made his first NFL start at right cornerback...logged a season-best five tackles (four solo)...**vs. New York Jets (11/18):** Saw action on defense and special teams...recorded three solo tackles...**at Arizona (11/25):** Saw action on defense and special teams...made three solo tackles...**vs. San Francisco (12/2):** Saw action on defense and special teams...registered one solo tackle...**at Buffalo (12/9):** Saw action on defense and special teams...made four solo tackles, including one for loss...also made one special teams tackle...**vs. Minnesota (12/16):** Saw action on defense...registered one pass defense and three tackles (two solo)...**at Tampa Bay (12/23):** Started at corner...registered his second career interception...made four tackles (three solo)...added three passes defended...**at Seattle (12/30):** Started at corner...recorded a career-high eight tackles (six solo) and one pass defended.

**COLLEGE:** Started 42-of-47 games at Montana...recorded 173 tackles (105 solos) with 1.5 sacks, 13.0 stops for losses of 30 yards, a quarterback pressure and a safety as a result of his 2011 sack...deflected 35 passes and had fifteen interceptions for 188 yards in returns (12.53 avg) and a pair of touchdowns...gained 178 yards on eight kickoff returns (22.2 avg)...for his entire career, opponents have targeted 305 passes into the cornerback's area, as only 102 of those tosses were completed (33.44%), generating 658 yards, an average of 6.45 yards per pass completion and 2.16 yards per attempt...tied for fourth among active NCAA Football Championship Subdivision players with 15 interceptions (joined Jeremy Caldwell of Eastern Kentucky and Al-Rilwan Adeyemi of San Diego University), which also tied for fourth on the school career-record chart, matching the figure first attained by Tim Hauck (1987-89)...since the turn of the century year 2000, his 15 pass thefts are the second-highest total by a Big Sky Conference performer in a career, topped by K.J. Gerard of Northern Arizona (19; 2004-08)...his 35 pass deflections established a new school career record, surpassing the previous mark of 26 by Jimmy Wilson (2004-06, 2010)...notched 40 passes defended (break-ups and interceptions), the most in the FCS ranks, also setting a Grizzly all-time mark...sociology major.

**PERSONAL:** Attended Thomas Edison (Stockton, Calif.) High School...three-time gridiron letterman performed as a defensive back (mostly at strong safety), wide receiver and quarterback...handled kickoff return chores...son of Lynn Stallworth and Curtis Johnson...nicknamed "Tru"...resides in Stockton, Calif...participated in numerous community events, including Salvation Army Bell Ringing and the United Way Kickoff for Charity Luncheon.

## TRUMAINE JOHNSON NFL STATISTICS

| REGULAR SEASON |      |              |            |            |           |          |          |              |            |            |          |           |          |          |          |
|----------------|------|--------------|------------|------------|-----------|----------|----------|--------------|------------|------------|----------|-----------|----------|----------|----------|
| Year           | Team | G/S          | Tackles    |            | Asst      | Sk       | Yds      | Interception |            |            | TD       | PD        | Fumbles  |          | Yds      |
|                |      |              | Total      | Solo       |           |          |          | Int          | Yds        | Lg         |          |           | FF       | FR       |          |
| 2012           | RAMS | 16/3         | 35         | 30         | 5         | 0        | 0        | 2            | 4          | 4          | 0        | 8         | 0        | 0        | 0        |
| 2013           | RAMS | 16/12        | 66         | 58         | 8         | 0        | 0        | 3            | 36         | 29         | 0        | 7         | 0        | 0        | 0        |
| 2014           | RAMS | 9/5          | 43         | 36         | 7         | 0        | 0        | 3            | 43t        | 43t        | 1        | 3         | 0        | 0        | 0        |
| 2015           | RAMS | 14/13        | 69         | 62         | 7         | 0        | 0        | 7            | 136        | 58t        | 1        | 11        | 0        | 1        | 0        |
| 2016           | RAMS | 14/14        | 58         | 53         | 5         | 0        | 0        | 1            | 0          | 0          | 0        | 13        | 0        | 2        | 0        |
| 2017           | RAMS | 7/7          | 28         | 21         | 7         | 0        | 0        | 1            | 39t        | 39t        | 1        | 5         | 1        | 1        | 0        |
| <b>TOTAL</b>   |      | <b>76/54</b> | <b>299</b> | <b>260</b> | <b>39</b> | <b>0</b> | <b>0</b> | <b>17</b>    | <b>249</b> | <b>58t</b> | <b>3</b> | <b>47</b> | <b>1</b> | <b>4</b> | <b>0</b> |

**ADDITIONAL CAREER STATISTICS:** Special Teams Tackles: 2012 (3).

**SINGLE GAME HIGHS**  
 Total Tackles – 10, last at San Francisco (1/3/16)  
 Solo Tackles – 9, at Arizona (12/8/13)  
 Interceptions – 2, vs. Oakland (11/30/14)  
 Passes Defended – 6, at Arizona (10/2/16)



# TRUMAINE JOHNSON GAME-BY-GAME STATISTICS

## 2017 LOS ANGELES RAMS

| Game       | W/L | P/S | T  | S  | A | Sk | Yds | Int | Yds | Lg  | TD | PD | FF | FR | Yds |
|------------|-----|-----|----|----|---|----|-----|-----|-----|-----|----|----|----|----|-----|
| IND 9/10   | W   | 1/1 | 2  | 2  | 0 | 0  | 0   | 1   | 39t | 39t | 1  | 1  | 1  | 1  | 0   |
| WAS 9/17   | L   | 1/1 | 0  | 0  | 0 | 0  | 0   | 0   | 0   | 0   | 0  | 1  | 0  | 0  | 0   |
| @SF 9/21   | W   | 1/1 | 6  | 4  | 2 | 0  | 0   | 0   | 0   | 0   | 0  | 1  | 0  | 0  | 0   |
| @DAL 10/1  | W   | 1/1 | 4  | 4  | 0 | 0  | 0   | 0   | 0   | 0   | 0  | 2  | 0  | 0  | 0   |
| SEA 10/8   | L   | 1/1 | 4  | 2  | 2 | 0  | 0   | 0   | 0   | 0   | 0  | 0  | 0  | 0  | 0   |
| @JAC 10/15 | W   | 1/1 | 7  | 6  | 1 | 0  | 0   | 0   | 0   | 0   | 0  | 0  | 0  | 0  | 0   |
| ARI 10/22  | W   | 1/1 | 5  | 3  | 2 | 0  | 0   | 0   | 0   | 0   | 0  | 0  | 0  | 0  | 0   |
| @NYG 11/5  | 0/0 | 0   | 0  | 0  | 0 | 0  | 0   | 0   | 0   | 0   | 0  | 0  | 0  | 0  | 0   |
| HOU 11/12  | 0/0 | 0   | 0  | 0  | 0 | 0  | 0   | 0   | 0   | 0   | 0  | 0  | 0  | 0  | 0   |
| @MIN 11/19 | 0/0 | 0   | 0  | 0  | 0 | 0  | 0   | 0   | 0   | 0   | 0  | 0  | 0  | 0  | 0   |
| NO 11/26   | 0/0 | 0   | 0  | 0  | 0 | 0  | 0   | 0   | 0   | 0   | 0  | 0  | 0  | 0  | 0   |
| @ARI 12/2  | 0/0 | 0   | 0  | 0  | 0 | 0  | 0   | 0   | 0   | 0   | 0  | 0  | 0  | 0  | 0   |
| PHI 12/10  | 0/0 | 0   | 0  | 0  | 0 | 0  | 0   | 0   | 0   | 0   | 0  | 0  | 0  | 0  | 0   |
| @SEA 12/17 | 0/0 | 0   | 0  | 0  | 0 | 0  | 0   | 0   | 0   | 0   | 0  | 0  | 0  | 0  | 0   |
| @TEN 12/24 | 0/0 | 0   | 0  | 0  | 0 | 0  | 0   | 0   | 0   | 0   | 0  | 0  | 0  | 0  | 0   |
| SF 12/31   | 0/0 | 0   | 0  | 0  | 0 | 0  | 0   | 0   | 0   | 0   | 0  | 0  | 0  | 0  | 0   |
| TOTALS     | 5-2 | 7/7 | 28 | 21 | 7 | 0  | 0   | 1   | 39t | 39t | 1  | 5  | 1  | 1  | 0   |

## 2016 LOS ANGELES RAMS

| Game       | W/L  | P/S   | T  | S  | A | Sk | Yds | Int | Yds | Lg | TD | PD | FF | FR | Yds |
|------------|------|-------|----|----|---|----|-----|-----|-----|----|----|----|----|----|-----|
| @SF 9/12   | L    | 1/1   | 4  | 3  | 1 | 0  | 0.0 | 0   | 0   | 0  | 0  | 0  | 0  | 0  | 1   |
| SEA 9/18   | W    | 1/1   | 6  | 5  | 1 | 0  | 0.0 | 0   | 0   | 0  | 0  | 0  | 0  | 0  | 1   |
| @TB 9/2    | W    | 1/1   | 8  | 7  | 1 | 0  | 0.0 | 0   | 0   | 0  | 0  | 0  | 0  | 0  | 0   |
| @ARI 10/2  | W    | 1/1   | 5  | 5  | 0 | 0  | 0.0 | 1   | 0   | 0  | 0  | 6  | 0  | 0  | 0   |
| BUF 10/9   | L    | 1/1   | 2  | 2  | 0 | 0  | 0.0 | 0   | 0   | 0  | 0  | 1  | 0  | 0  | 0   |
| @DET 10/16 | L    |       |    |    |   |    |     |     |     |    |    |    |    |    |     |
| NYG 10/23  | L    |       |    |    |   |    |     |     |     |    |    |    |    |    |     |
| CAR 11/6   | L    | 1/1   | 3  | 3  | 0 | 0  | 0.0 | 0   | 0   | 0  | 0  | 0  | 0  | 0  | 0   |
| @NYJ 11/13 | W    | 1/1   | 3  | 3  | 0 | 0  | 0.0 | 0   | 0   | 0  | 0  | 0  | 0  | 0  | 0   |
| MIA 11/20  | L    | 1/1   | 4  | 4  | 0 | 0  | 0.0 | 0   | 0   | 0  | 0  | 1  | 0  | 0  | 0   |
| @NO 11/27  | L    | 1/1   | 2  | 2  | 0 | 0  | 0.0 | 0   | 0   | 0  | 0  | 1  | 0  | 0  | 0   |
| @NE 12/4   | L    | 1/1   | 5  | 4  | 1 | 0  | 0.0 | 0   | 0   | 0  | 0  | 0  | 0  | 0  | 0   |
| ATL 12/11  | L    | 1/1   | 6  | 6  | 0 | 0  | 0.0 | 0   | 0   | 0  | 0  | 2  | 0  | 0  | 0   |
| @SEA 12/15 | L    | 1/1   | 3  | 2  | 1 | 0  | 0.0 | 0   | 0   | 0  | 0  | 0  | 0  | 0  | 0   |
| SF 12/24   | L    | 1/1   | 2  | 2  | 0 | 0  | 0.0 | 0   | 0   | 0  | 0  | 0  | 0  | 0  | 0   |
| ARI 11/17  | L    | 1/1   | 5  | 5  | 0 | 0  | 0.0 | 0   | 0   | 0  | 0  | 0  | 0  | 0  | 0   |
| TOTALS     | 4-12 | 14/14 | 58 | 53 | 5 | 0  | 0.0 | 1   | 0   | 0  | 0  | 13 | 0  | 2  | 0   |

## 2015 ST. LOUIS RAMS

| Game       | W/L | P/S   | T  | S  | A | Sk  | Yds | Int | Yds | Lg  | TD | PD | FF | FR | Yds |
|------------|-----|-------|----|----|---|-----|-----|-----|-----|-----|----|----|----|----|-----|
| SEA 9/13   | W   | 1/1   | 4  | 3  | 1 | 0.0 | 0.0 | 1   | 15  | 15  | 0  | 0  | 0  | 0  | 0   |
| @WSH 9/20  | L   | 1/0   | 1  | 1  | 0 | 0.0 | 0.0 | 0   | 0   | 0   | 0  | 1  | 0  | 0  | 0   |
| PIT 9/27   | L   | 1/1   | 4  | 4  | 0 | 0.0 | 0.0 | 0   | 0   | 0   | 0  | 1  | 0  | 0  | 0v  |
| @ARI 10/4  | W   | 1/1   | 9  | 8  | 1 | 0.0 | 0.0 | 0   | 0   | 0   | 2  | 0  | 1  | 0  | 0   |
| @GB 10/11  | L   | 1/1   | 4  | 4  | 0 | 0.0 | 0.0 | 1   | 29  | 0   | 0  | 0  | 0  | 0  | 0   |
| CLE 10/25  | W   | 1/1   | 8  | 7  | 1 | 0.0 | 0.0 | 0   | 0   | 0   | 0  | 0  | 0  | 0  | 0   |
| SF 11/1    | W   | 1/1   | 5  | 4  | 1 | 0.0 | 0.0 | 0   | 0   | 0   | 1  | 0  | 0  | 0  | 0   |
| @MIN 11/8  | L   | 1/1   | 3  | 3  | 0 | 0.0 | 0.0 | 1   | 0   | 0   | 0  | 1  | 0  | 0  | 0   |
| CHI 11/15  | L   | 1/1   | 1  | 1  | 0 | 0.0 | 0.0 | 0   | 0   | 0   | 1  | 0  | 0  | 0  | 0   |
| @BAL 11/22 | L   | 1/1   | 1  | 1  | 0 | 0.0 | 0.0 | 1   | 25  | 25  | 0  | 0  | 0  | 0  | 0   |
| @CIN 11/29 | L   |       |    |    |   |     |     |     |     |     |    |    |    |    |     |
| ARI 12/6   | L   |       |    |    |   |     |     |     |     |     |    |    |    |    |     |
| DET 12/13  | W   | 1/1   | 5  | 4  | 1 | 0.0 | 0.0 | 1   | 58  | 58t | 1  | 2  | 0  | 0  | 0   |
| TB 12/17   | W   | 1/1   | 9  | 8  | 1 | 0.0 | 0.0 | 1   | 9   | 9   | 0  | 0  | 0  | 0  | 0   |
| @SEA 12/27 | W   | 1/1   | 5  | 5  | 0 | 0.0 | 0.0 | 1   | 0   | 0   | 2  | 0  | 0  | 0  | 0   |
| @SF 1/3    | L   | 1/1   | 10 | 9  | 1 | 0.0 | 0.0 | 0   | 0   | 0   | 0  | 0  | 0  | 0  | 0   |
| TOTAL      | 7-9 | 14/13 | 69 | 62 | 7 | 0.0 | 0.0 | 7   | 136 | 58t | 1  | 11 | 0  | 1  | 0   |

## 2014 ST. LOUIS RAMS

| Game       | W/L | P/S | T  | S  | A | Sk  | Yds | Int | Yds | Lg | TD | PD | FF | FR | Yds |
|------------|-----|-----|----|----|---|-----|-----|-----|-----|----|----|----|----|----|-----|
| MIN 9/7    | L   |     |    |    |   |     |     |     |     |    |    |    |    |    |     |
| @TB 9/14   | W   |     |    |    |   |     |     |     |     |    |    |    |    |    |     |
| DAL 9/21   | L   |     |    |    |   |     |     |     |     |    |    |    |    |    |     |
| PHI 10/5   | L   |     |    |    |   |     |     |     |     |    |    |    |    |    |     |
| SF 10/13   | L   |     |    |    |   |     |     |     |     |    |    |    |    |    |     |
| SEA 10/19  | W   |     |    |    |   |     |     |     |     |    |    |    |    |    |     |
| @KC 10/26  | L   |     |    |    |   |     |     |     |     |    |    |    |    |    |     |
| @SF 11/2   | W   | 1/0 | 3  | 3  | 0 | 0.0 | 0.0 | 0   | 0   | 0  | 0  | 0  | 0  | 0  | 0   |
| @ARI 11/9  | L   | 1/1 | 5  | 3  | 2 | 0.0 | 0.0 | 0   | 0   | 0  | 0  | 0  | 0  | 0  | 0   |
| DEN 11/16  | W   | 1/1 | 2  | 2  | 0 | 0.0 | 0.0 | 1   | 0   | 0  | 0  | 1  | 0  | 0  | 0   |
| @SD 11/23  | L   | 1/1 | 6  | 5  | 1 | 0.0 | 0.0 | 0   | 0   | 0  | 0  | 0  | 0  | 0  | 0   |
| OAK 11/30  | W   | 1/1 | 5  | 5  | 0 | 0.0 | 0.0 | 2   | 43  | 0  | 0  | 0  | 0  | 0  | 0   |
| @WAS 12/7  | W   | 1/1 | 8  | 8  | 3 | 0.0 | 0.0 | 0   | 0   | 0  | 0  | 1  | 0  | 0  | 0   |
| ARI 12/11  | L   | 1/1 | 4  | 1  | 0 | 0.0 | 0.0 | 0   | 0   | 0  | 0  | 1  | 0  | 0  | 0   |
| NYG 12/21  | L   | 1/0 | 5  | 4  | 0 | 0.0 | 0.0 | 0   | 0   | 0  | 0  | 0  | 0  | 0  | 0   |
| @SEA 12/28 | L   | 1/1 | 4  | 4  | 0 | 0.0 | 0.0 | 0   | 0   | 0  | 0  | 0  | 0  | 0  | 0   |
| TOTAL      | 6-9 | 8/4 | 43 | 36 | 7 | 0.0 | 0.0 | 3   | 43  | 0  | 0  | 3  | 0  | 0  | 0   |

## 2013 ST. LOUIS RAMS

| Game       | W/L | P/S   | T  | S  | A | Sk  | Yds | Int | Yds | Lg | TD | PD | FF | FR | Yds |
|------------|-----|-------|----|----|---|-----|-----|-----|-----|----|----|----|----|----|-----|
| ARI 9/8    | W   | 1/0   | 4  | 4  | 0 | 0.0 | 0   | 1   | 29  | 29 | 0  | 1  | 0  | 0  | 0   |
| @ATL 9/15  | L   | 1/0   | 0  | 0  | 0 | 0.0 | 0   | 0   | 0   | 0  | 0  | 0  | 0  | 0  | 0   |
| @DAL 9/22  | L   | 1/1   | 1  | 1  | 0 | 0.0 | 0   | 0   | 0   | 0  | 0  | 0  | 0  | 0  | 0   |
| SF 9/26    | L   | 1/0   | 0  | 0  | 0 | 0.0 | 0   | 0   | 0   | 0  | 0  | 0  | 0  | 0  | 0   |
| JAC 10/6   | W   | 1/1   | 5  | 3  | 2 | 0.0 | 0   | 0   | 0   | 0  | 1  | 0  | 0  | 0  | 0   |
| @HOU 10/13 | W   | 1/1   | 8  | 6  | 2 | 0.0 | 0   | 0   | 0   | 0  | 1  | 0  | 0  | 0  | 0   |
| @CAR 10/20 | L   | 1/1   | 9  | 8  | 1 | 0.0 | 0   | 0   | 0   | 0  | 0  | 0  | 0  | 0  | 0   |
| SEA 10/28  | L   | 1/1   | 2  | 2  | 0 | 0.0 | 0   | 0   | 0   | 0  | 0  | 0  | 0  | 0  | 0   |
| TEN 11/3   | L   | 1/0   | 2  | 2  | 0 | 0.0 | 0   | 0   | 0   | 0  | 0  | 0  | 0  | 0  | 0   |
| @IND 11/10 | W   | 1/1   | 5  | 4  | 1 | 0.0 | 0   | 1   | 0   | 0  | 1  | 0  | 0  | 0  | 0   |
| CHI 11/24  | W   | 1/1   | 4  | 4  | 0 | 0.0 | 0   | 0   | 0   | 0  | 0  | 0  | 0  | 0  | 0   |
| @SF 12/1   | L   | 1/1   | 3  | 3  | 0 | 0.0 | 0   | 0   | 0   | 0  | 1  | 0  | 0  | 0  | 0   |
| @ARI 12/8  | L   | 1/1   | 9  | 9  | 0 | 0.0 | 0   | 0   | 0   | 0  | 1  | 0  | 0  | 0  | 0   |
| NO 12/15   | W   | 1/1   | 5  | 5  | 0 | 0.0 | 0   | 1   | 7   | 7  | 0  | 0  | 0  | 0  | 0   |
| TB 12/22   | W   | 1/1   | 2  | 1  | 1 | 0.0 | 0   | 0   | 0   | 0  | 1  | 0  | 0  | 0  | 0   |
| @SEA 12/29 | L   | 1/1   | 7  | 6  | 1 | 0.0 | 0   | 0   | 0   | 0  | 0  | 0  | 0  | 0  | 0   |
| TOTAL      | 7-9 | 16/12 | 66 | 58 | 8 | 0   | 0   | 3   | 36  | 29 | 0  | 7  | 0  | 0  | 0   |

## 2012 ST. LOUIS RAMS

| Game       | W/L   | P/S  | T  | S  | A | Sk  | Yds | Int | Yds | Lg | TD | PD | FF | FR | Yds |
|------------|-------|------|----|----|---|-----|-----|-----|-----|----|----|----|----|----|-----|
| @DET 9/9   | L     | 1/0  | 0  | 0  | 0 | 0   | 0   | 0   | 0   | 0  | 0  | 0  | 0  | 0  | 0   |
| WAS 9/16   | W     | 1/0  | 0  | 0  | 0 | 0.0 | 0   | 0   | 0   | 0  | 0  | 0  | 0  | 0  | 0   |
| @CHI 9/23  | L     | 1/0  | 0  | 0  | 0 | 0.0 | 0   | 0   | 0   | 0  | 0  | 0  | 0  | 0  | 0   |
| SEA 9/30   | W     | 1/0  | 0  | 0  | 0 | 0.0 | 0   | 1   | 4   | 0  | 1  | 0  | 0  | 0  | 0   |
| ARI 10/4   | W     | 1/0  | 4  | 4  | 0 | 0.0 | 0   | 0   | 0   | 0  | 0  | 0  | 0  | 0  | 0   |
| @MIA 10/14 | L     | 1/0  | 0  | 0  | 0 | 0.0 | 0   | 0   | 0   | 0  | 0  | 0  | 0  | 0  | 0   |
| GB 10/21   | L     | 1/0  | 0  | 0  | 0 | 0.0 | 0   | 0   | 0   | 0  | 1  | 0  | 0  | 0  | 0   |
| NE 10/28   | L     | 1/0  | 0  | 0  | 0 | 0.0 | 0   | 0   | 0   | 0  | 1  | 0  | 0  | 0  | 0   |
| @SF 11/11  | T     | 1/1  | 5  | 4  | 1 | 0.0 | 0   | 0   | 0   | 0  | 0  | 0  | 0  | 0  | 0   |
| NYJ 11/18  | L     | 1/0  | 3  | 3  | 0 | 0.0 | 0   | 0   | 0   | 0  | 0  | 0  | 0  | 0  | 0   |
| @ARI 11/25 | W     | 1/0  | 3  | 3  | 0 | 0.0 | 0   | 0   | 0   | 0  | 0  | 0  | 0  | 0  | 0   |
| SF 12/2    | W     | 1/0  | 1  | 1  | 0 | 0.0 | 0   | 0   | 0   | 0  | 0  | 0  | 0  | 0  | 0   |
| @BUF 12/9  | W     | 1/0  | 4  | 4  | 0 | 0.0 | 0   | 0   | 0   | 0  | 0  | 0  | 0  | 0  | 0   |
| MIN 12/16  | L     | 1/0  | 3  | 2  | 1 | 0.0 | 0   | 0   | 0   | 0  | 1  | 0  | 0  | 0  | 0   |
| @TB 12/23  | W     | 1/1  | 4  | 3  | 1 | 0.0 | 0   | 1   | 0   | 0  | 3  | 0  | 0  | 0  | 0   |
| @SEA 12/30 | L     | 1/1  | 8  | 6  | 2 | 0.0 | 0   | 0   | 0   | 0  | 1  | 0  | 0  | 0  | 0   |
| TOTAL      | 7-8-1 | 16/3 | 35 | 30 | 5 | 0   | 0   | 2   | 4   | 0  | 8  | 0  | 0  | 0  | 0   |





# 20 | LAMARCUS JOYNER

|             |                     |
|-------------|---------------------|
| Position:   | Safety              |
| Ht./Wt.:    | 5-8/190             |
| Birth Date: | 11/27/90            |
| College:    | Florida State       |
| Hometown:   | Miami, Fla.         |
| Experience: | 4th year (4th Rams) |
| Acquired:   | D2-2014             |

Career GP/GS (Playoffs): 44/19 (0/0)



**TRANSACTIONS:** Selected by the Rams in the second round (41st overall) of the 2014 NFL Draft (5/9/14).

**PRO:** Has seen action in 44 games with 19 starts...three-year pro has 220 tackles (174 solo) with 19 passes defended and 4.0 sacks.

**2017 SEASON: Week 7 vs. Arizona (10/22):** Started at free safety...recorded three tackles (two solo)...also nabbed his second interception of the season and returned it for 29 yards...**Week 6 at Jacksonville (10/15):** Declared inactive...**Week 5 vs. Seattle (10/8):** Declared inactive...**Week 4 at Dallas (10/1):** Declared inactive...**Week 3 at San Francisco (9/21):** Started at free safety...recorded four tackles (one solo)...**Week 2 vs. Washington (9/17):** Started at free safety...recorded nine tackles (eight solo)...**Week 1 vs. Indianapolis (9/10):** Started at free safety...notched five tackles, one pass defended and his first career interception that he returned 29 yards for a touchdown.

**2016 SEASON:** Made eight starts in 14 games at the cornerback position...finished with 70 tackles (56 solo) and one sack...set a career best in passes defended with eight...forced his first fumble of his career...**vs. Seattle (9/18):** Recorded six tackles (five solo) and two passes defended...**at Tampa Bay (9/25):** Tallied nine tackles (seven solo), and defended one pass...**at Arizona (10/2):** Recorded six solo tackles and defended one pass...**at Detroit (10/16):** Started at cornerback...tied his career high for solo tackles with 10...tallied one pass defended...**vs. New York Giants (10/23):** Started at cornerback...recorded three tackles (two solo)...registered two passes defended...forced a fumble...**vs. Miami (11/20):** Tallied four solo tackles and one pass defended...recorded his first sack of the season on QB Ryan Tannehill for a seven yard loss...**at New England (12/4):** Tallied nine tackles (six solo)...recorded one hit on Patriots QB Tom Brady.

**2015 SEASON:** Played in 16 games, started five...amassed 81 tackles (70 solo), 2.0 sacks, six passes defended and one fumble recovery...**at San Francisco (1/3/16):** Started at safety...matched a season-high eight tackles (seven solo)...**vs. Arizona (12/6):** Started on defense...registered eight solo tackles and two passes defended...**at Baltimore (11/22):** Saw action on defense and special teams...made five solo tackles...**vs. Chicago (11/15):** Saw action on defense...garnered five tackles (four solo)...**vs. San Francisco (11/1):** Saw action on defense...notched five tackles (four solo)...**vs. Cleveland (10/25):** Saw action on defense...recorded seven tackles (six solo) and two passes defended...**at Green Bay (10/11):** Started at defensive back...registered a season-high eight solo tackles and recovered one fumble...**at Arizona (10/4):** Saw action on defense...sacked QB Carson Palmer...also recorded six tackles (five solo)...**vs. Pittsburgh (9/27):** Started on defense...made six solo tackles...**vs. Seattle (9/13):** Saw action on defense...sacked QB Russell Wilson for a 10-yard loss...marked his second career sack...also recorded six tackles (five solo).

**2014 SEASON:** Saw action in 10 games...tallied 48 tackles (33 solo) had three passes defended and a 1.0 sack for six yards...**vs. Minnesota (9/7):** Made his NFL debut...tallied two solo tackles...added one special teams tackle...**at Philadelphia (10/5):** Recorded eight tackles (five solo)...registered two passes defended...**vs. Seattle (10/19):** Saw action at cornerback...registered nine tackles (six solo)...added three assists...**at Kansas City (10/26):** Saw action at cornerback...recorded a single-game high 11 tackles (10 solo)...**at San Francisco (11/2):** Saw action at cornerback...garnered seven tackles (three solo)...had one quarterback pressure and one pass defended...**at Seattle (12/28):** Started at cornerback...notched four tackles (three solo)...registered a 1.0 sack for six yards, first of his first career.

**COLLEGE:** Started 40-of-55 games at Florida State – 13 at free safety, 14 at strong safety and 13 at cornerback...recorded 197 tackles (128 solos) with 6.5 sacks for minus 57 yards and 10.5 stops for losses of 71 yards...credited with three quarterback pressures and three forced fumbles...deflected 15 passes and intercepted eight others for 80 yards in returns...ranks second in school history with an average of 24.23 yards on 52 kickoff returns for 1,260 yards, topped by only Greg Reid (24.65-yard average; 63 for 1,553; 2009-11)...his average of 30.54 yards per kickoff return in 2011 broke the previous FSU season record of 30.09 yards by Michael Ray Garvin (22 for 622; 2008)...the unanimous All-American was a finalist for the Bronko Nagurski Award and Jim Thorpe Award in 2013...finished second in the voting for the Ultimate Herbie Award, given by ESPN's Kirk Herbstreit for college football's top performances...the first Seminole defensive back to be named a consensus first-team All-American since 2000 and is just the seventh defensive back in FSU history to garner consensus first team All-American honors joining players like Deion Sanders, LeRoy Butler and Terrell Buckley...the All-Atlantic Coast Conference first-team selection started 13 games at cornerback in 2013...ranked second on the team with a career-high 69 tackles, as he led the league's defensive backs with 5.5 sacks for minus 54 yards and seven stops for losses totaling 57 yards...finished fourth in the league with three forced fumbles and was credited with three quarterback pressures...had four pass deflections, along with a pair of interceptions for 20 yards in returns...added 110 yards on five kickoff returns (22.0 avg)...was the unquestioned leader on the nation's top-ranked pass defense...started all 14 games at strong safety in 2012, helping Florida State's defense lead the nation in yards allowed per play (3.86), rank second nationally in total defense (254.14 ypg)...garnered All-ACC second-team honors in 2011, after he took over free safety duties, starting all 13 games...named the most improved player on defense and a winner of the Bob Crenshaw Award

at the team's annual banquet...recognized for his work in the classroom with one of eight sophomore academic awards and at the annual team banquet...a true freshman boundary cornerback in 2010, played in all 14 games and finished with 23 tackles (18 solos), two pass break-ups and one interception.

**PERSONAL:** Attended Southwest Miami (Fla.) High School, where he played three seasons on the varsity at linebacker and defensive back as well as wide receiver and kick returner...as a sophomore, he had more than 100 tackles and accounted for more than 1,000 yards on offense...In his junior year, he recorded 112 tackles, four sacks and an interception...that season, Joyner also scored five touchdowns on special teams - four via kickoffs and one on a punt return...Offensively, he had 17 receptions for 482 yards and seven touch-downs...decided to transfer to St. Thomas Aquinas High School in Fort Lauderdale, Fla., a private school and football powerhouse coached by George Smith...for his senior season, contributed as a shut-down cornerback, recording only 14 tackles (12 solos) as opponents stayed away from his side of the field...also starred on special teams, as he averaged 39.6 yards per return and managed to return three kickoffs for scores...on offense, he recorded 1,090 all-purpose yards on just 79 touches, scoring four rushing and four receiving touchdowns...Earned the National Defensive Player of the Year award by USA Today, becoming the fourth USA Today National Defensive Player of the Year to sign with Florida State, joining Derrick Brooks, David Warren and Antonio Cromartie...regarded as a five-star recruit by Rivals.com, and ranked as the best cornerback prospect in his class...a Business major...born in Miami, Florida...participated in numerous community events, including Coach Fisher & Friends Celebrity Softball game, 6th Annual Playground Build at Marygrove, St. Louis Rams Training Academy Youth Camp, United Way Kickoff for Charity Luncheon and the All-Community Team Ticket program.

## LAMARCUS JOYNER NFL STATISTICS

### REGULAR SEASON

| Year  | Team | G/S   | Tackles |      |      |     | Yds  | Interceptions |     |     |    | Fumbles |    |    | Yds |
|-------|------|-------|---------|------|------|-----|------|---------------|-----|-----|----|---------|----|----|-----|
|       |      |       | Total   | Solo | Asst | Sk  |      | Int           | Yds | Lg  | TD | PD      | FF | FR |     |
| 2014  | RAMS | 10/1  | 48      | 33   | 15   | 1.0 | 6.0  | 0             | 0   | 0   | 0  | 3       | 0  | 0  | 0   |
| 2015  | RAMS | 16/6  | 81      | 70   | 11   | 2.0 | 11.0 | 0             | 0   | 0   | 0  | 6       | 0  | 1  | 0   |
| 2016  | RAMS | 14/8  | 70      | 56   | 14   | 1.0 | 7.0  | 0             | 0   | 0   | 0  | 8       | 1  | 0  | 0   |
| 2017  | RAMS | 4/4   | 21      | 15   | 6    | 0.0 | 0.0  | 2             | 29t | 29t | 1  | 1       | 0  | 0  | 0   |
| Total |      | 44/19 | 220     | 174  | 46   | 4.0 | 24.0 | 2             | 29t | 29t | 1  | 18      | 1  | 1  | 0   |

**ADDITIONAL CAREER STATISTICS:** Special teams tackles: RAMS 2014 (3).

### SINGLE GAME HIGHS

Total Tackles – 11, at Kansas City (10/26/14)

Solo Tackles – 10, twice, at Kansas City (10/26/14), at Detroit (10/16/16)

## LAMARCUS JOYNER GAME-BY-GAME STATISTICS

### 2017 LOS ANGELES RAMS

| Game       | W/L | P/S | T  | S  | A | Sk                | Yds | Int | Yds | Lg  | TD | PD | FF | FR | Yds |
|------------|-----|-----|----|----|---|-------------------|-----|-----|-----|-----|----|----|----|----|-----|
| IND 9/10   | W   | 1/1 | 5  | 4  | 1 | 0                 | 0   | 1   | 29t | 29t | 1  | 1  | 0  | 0  | 0   |
| WAS 9/17   | L   | 1/1 | 9  | 8  | 1 | 0                 | 0   | 0   | 0   | 0   | 0  | 0  | 0  | 0  | 0   |
| @SF 9/21   | W   | 1/1 | 4  | 1  | 3 | 0                 | 0   | 0   | 0   | 0   | 0  | 0  | 0  | 0  | 0   |
| @DAL 10/1  | W   |     |    |    |   | Declared Inactive |     |     |     |     |    |    |    |    |     |
| SEA 10/8   | L   |     |    |    |   | Declared Inactive |     |     |     |     |    |    |    |    |     |
| @JAC 10/15 | W   |     |    |    |   | Declared Inactive |     |     |     |     |    |    |    |    |     |
| ARI 10/22  | W   | 1/1 | 3  | 2  | 1 | 0                 | 0   | 1   | 29  | 0   | 0  | 0  | 0  | 0  | 0   |
| @NYG 11/5  | 0/0 | 0   | 0  | 0  | 0 | 0                 | 0   | 0   | 0   | 0   | 0  | 0  | 0  | 0  | 0   |
| HOU 11/12  | 0/0 | 0   | 0  | 0  | 0 | 0                 | 0   | 0   | 0   | 0   | 0  | 0  | 0  | 0  | 0   |
| @MIN 11/19 | 0/0 | 0   | 0  | 0  | 0 | 0                 | 0   | 0   | 0   | 0   | 0  | 0  | 0  | 0  | 0   |
| NO 11/26   | 0/0 | 0   | 0  | 0  | 0 | 0                 | 0   | 0   | 0   | 0   | 0  | 0  | 0  | 0  | 0   |
| @ARI 12/2  | 0/0 | 0   | 0  | 0  | 0 | 0                 | 0   | 0   | 0   | 0   | 0  | 0  | 0  | 0  | 0   |
| PHI 12/10  | 0/0 | 0   | 0  | 0  | 0 | 0                 | 0   | 0   | 0   | 0   | 0  | 0  | 0  | 0  | 0   |
| @SEA 12/17 | 0/0 | 0   | 0  | 0  | 0 | 0                 | 0   | 0   | 0   | 0   | 0  | 0  | 0  | 0  | 0   |
| @TEN 12/24 | 0/0 | 0   | 0  | 0  | 0 | 0                 | 0   | 0   | 0   | 0   | 0  | 0  | 0  | 0  | 0   |
| SF 12/31   | 0/0 | 0   | 0  | 0  | 0 | 0                 | 0   | 0   | 0   | 0   | 0  | 0  | 0  | 0  | 0   |
| TOTALS     | 5-2 | 4/4 | 21 | 15 | 6 | 0                 | 0   | 1   | 58  | 29t | 1  | 1  | 0  | 0  | 0   |

### 2016 LOS ANGELES RAMS

| Game       | W/L  | P/S  | T  | S  | A  | Sk                | Yds | Int | Yds | Lg | TD | PD | FF | FR | Yds |
|------------|------|------|----|----|----|-------------------|-----|-----|-----|----|----|----|----|----|-----|
| @SF 9/12   | L    | 1/1  | 6  | 5  | 1  | 0                 | 0.0 | 0   | 0   | 0  | 0  | 0  | 0  | 0  | 0   |
| SEA 9/18   | W    | 1/0  | 6  | 5  | 1  | 0                 | 0.0 | 0   | 0   | 0  | 0  | 0  | 2  | 0  | 0   |
| @TB 9/25   | W    | 1/0  | 9  | 7  | 2  | 0                 | 0.0 | 0   | 0   | 0  | 0  | 0  | 1  | 0  | 0   |
| @ARI 10/2  | W    | 1/1  | 6  | 6  | 0  | 0                 | 0.0 | 0   | 0   | 0  | 0  | 0  | 1  | 0  | 0   |
| BUF 10/9   | L    | 1/0  | 3  | 3  | 0  | 0                 | 0.0 | 0   | 0   | 0  | 0  | 0  | 0  | 0  | 0   |
| @DET 10/16 | L    | 1/1  | 10 | 10 | 0  | 0                 | 0.0 | 0   | 0   | 0  | 0  | 0  | 1  | 0  | 0   |
| NYG 10/23  | L    | 1/1  | 3  | 2  | 1  | 0                 | 0.0 | 0   | 0   | 0  | 0  | 0  | 2  | 1  | 0   |
| CAR 11/6   | L    | 1/1  | 2  | 2  | 0  | 0                 | 0.0 | 0   | 0   | 0  | 0  | 0  | 0  | 0  | 0   |
| @NYJ 11/13 | W    | 1/0  | 4  | 2  | 2  | 0                 | 0.0 | 0   | 0   | 0  | 0  | 0  | 0  | 0  | 0   |
| MIA 11/20  | L    | 1/1  | 4  | 4  | 0  | 1                 | 7.0 | 0   | 0   | 0  | 0  | 0  | 1  | 0  | 0   |
| @NO 11/27  | L    | 1/1  | 2  | 1  | 1  | 0                 | 0.0 | 0   | 0   | 0  | 0  | 0  | 0  | 0  | 0   |
| @NE 12/4   | L    | 1/1  | 9  | 6  | 3  | 0                 | 0.0 | 0   | 0   | 0  | 0  | 0  | 0  | 0  | 0   |
| ATL 12/11  | L    | 1/0  | 3  | 3  | 0  | 0                 | 0.0 | 0   | 0   | 0  | 0  | 0  | 0  | 0  | 0   |
| @SEA 12/15 | L    | 1/1  | 3  | 0  | 3  | 0                 | 0.0 | 0   | 0   | 0  | 0  | 0  | 0  | 0  | 0   |
| SF 12/24   | L    |      |    |    |    | Declared Inactive |     |     |     |    |    |    |    |    |     |
| ARI 1/1/17 | L    |      |    |    |    | Declared Inactive |     |     |     |    |    |    |    |    |     |
| TOTALS     | 4-12 | 14/8 | 70 | 56 | 14 | 1                 | 7.0 | 0   | 0   | 0  | 0  | 8  | 1  | 0  | 0   |

### 2015 ST. LOUIS RAMS

| Game       | W/L | P/S  | T  | S  | A  | Sk  | Yds  | Int | Yds | Lg | TD | PD | FF | FR | Yds |
|------------|-----|------|----|----|----|-----|------|-----|-----|----|----|----|----|----|-----|
| SEA 9/13   | W   | 1/0  | 6  | 5  | 1  | 1.0 | 10.0 | 0   | 0   | 0  | 0  | 0  | 0  | 0  | 0   |
| @WSH 9/20  | L   | 1/0  | 4  | 4  | 0  | 0.0 | 0.0  | 0   | 0   | 0  | 0  | 0  | 0  | 0  | 0   |
| PIT 9/27   | L   | 1/1  | 6  | 6  | 0  | 0.0 | 0.0  | 0   | 0   | 0  | 0  | 0  | 0  | 0  | 0   |
| @ARI 10/4  | W   | 1/0  | 6  | 5  | 1  | 1.0 | 1.0  | 0   | 0   | 0  | 0  | 0  | 0  | 0  | 0   |
| @GB 10/11  | L   | 1/1  | 8  | 8  | 0  | 0.0 | 0.0  | 0   | 0   | 0  | 0  | 0  | 0  | 1  | 0   |
| CLE 10/25  | W   | 1/1  | 7  | 6  | 1  | 0.0 | 0.0  | 0   | 0   | 0  | 2  | 0  | 0  | 0  | 0   |
| SF 11/1    | W   | 1/0  | 5  | 4  | 1  | 0.0 | 0.0  | 0   | 0   | 0  | 0  | 0  | 0  | 0  | 0   |
| @MIN 11/8  | L   | 1/0  | 3  | 1  | 2  | 0.0 | 0.0  | 0   | 0   | 0  | 0  | 0  | 0  | 0  | 0   |
| CHI 11/15  | L   | 1/0  | 5  | 4  | 1  | 0.0 | 0.0  | 0   | 0   | 0  | 0  | 0  | 0  | 0  | 0   |
| @BAL 11/22 | L   | 1/0  | 5  | 5  | 0  | 0.0 | 0.0  | 0   | 0   | 0  | 0  | 0  | 0  | 0  | 0   |
| @CIN 11/29 | L   | 1/0  | 0  | 0  | 0  | 0.0 | 0.0  | 0   | 0   | 0  | 0  | 0  | 0  | 0  | 0   |
| ARI 12/6   | L   | 1/1  | 8  | 8  | 0  | 0.0 | 0.0  | 0   | 0   | 0  | 2  | 0  | 0  | 0  | 0   |
| DET 12/13  | W   | 1/0  | 3  | 2  | 1  | 0.0 | 0.0  | 0   | 0   | 0  | 1  | 0  | 0  | 0  | 0   |
| TB 12/17   | W   | 1/1  | 4  | 3  | 1  | 0.0 | 0.0  | 0   | 0   | 0  | 0  | 0  | 0  | 0  | 0   |
| @SEA 12/27 | W   | 1/1  | 3  | 2  | 1  | 0.0 | 0.0  | 0   | 0   | 0  | 1  | 0  | 0  | 0  | 0   |
| @SF 1/3    | L   | 1/0  | 8  | 7  | 1  | 0.0 | 0.0  | 0   | 0   | 0  | 0  | 0  | 0  | 0  | 0   |
| TOTAL      | 7-9 | 16/5 | 81 | 70 | 11 | 2.0 | 11.0 | 0   | 0   | 0  | 6  | 0  | 1  | 0  | 0   |

### 2014 ST. LOUIS RAMS

| Game       | W/L  | P/S  | T  | S  | A  | Sk       | Yds | Int | Yds | Lg | TD | PD | FF | FR | Yds |
|------------|------|------|----|----|----|----------|-----|-----|-----|----|----|----|----|----|-----|
| MIN 9/7    | L    | 1/0  | 2  | 2  | 0  | 0.0      | 0.0 | 0   | 0   | 0  | 0  | 0  | 0  | 0  | 0   |
| @TB 9/14   | W    |      |    |    |    | Inactive |     |     |     |    |    |    |    |    |     |
| DAL 9/21   | L    | 1/0  | 4  | 2  | 2  | 0.0      | 0.0 | 0   | 0   | 0  | 0  | 0  | 0  | 0  | 0   |
| PHI 10/5   | L    | 1/0  | 8  | 5  | 3  | 0.0      | 0.0 | 0   | 0   | 0  | 0  | 0  | 2  | 0  | 0   |
| SF 10/13   | L    | 1/0  | 2  | 1  | 1  | 0.0      | 0.0 | 0   | 0   | 0  | 0  | 0  | 0  | 0  | 0   |
| SEA 10/19  | W    | 1/0  | 9  | 6  | 3  | 0.0      | 0.0 | 0   | 0   | 0  | 0  | 0  | 0  | 0  | 0   |
| @KC 10/26  | L    | 1/0  | 11 | 10 | 1  | 0.0      | 0.0 | 0   | 0   | 0  | 0  | 0  | 0  | 0  | 0   |
| @SF 11/2   | W    | 1/0  | 7  | 3  | 4  | 0.0      | 0.0 | 0   | 0   | 0  | 0  | 1  | 0  | 0  | 0   |
| @ARI 11/9  | L    | 1/0  | 0  | 0  | 0  | 0.0      | 0.0 | 0   | 0   | 0  | 0  | 0  | 0  | 0  | 0   |
| DEN 11/16  | W    |      |    |    |    | Inactive |     |     |     |    |    |    |    |    |     |
| @SD 11/23  | L    |      |    |    |    | Inactive |     |     |     |    |    |    |    |    |     |
| OAK 11/30  | W    |      |    |    |    | Inactive |     |     |     |    |    |    |    |    |     |
| @WAS 12/7  | W    |      |    |    |    | Inactive |     |     |     |    |    |    |    |    |     |
| ARI 12/11  | L    |      |    |    |    | Inactive |     |     |     |    |    |    |    |    |     |
| NYG 12/21  | L    | 1/0  | 1  | 1  | 0  | 0.0      | 0.0 | 0   | 0   | 0  | 0  | 0  | 0  | 0  | 0   |
| @SEA 12/28 | L    | 1/1  | 4  | 3  | 1  | 1.0      | 6.0 | 0   | 0   | 0  | 0  | 0  | 0  | 0  | 0   |
| TOTAL      | 5-10 | 10/1 | 48 | 33 | 15 | 1.0      | 6.0 | 0   | 0   | 0  | 0  | 3  | 0  | 0  | 0   |



# 18 | COOPER KUPP

**Position:** Wide Receiver  
**Ht./Wt.:** 6-2/205  
**Birth Date:** 6/15/1993  
**College:** Eastern Washington  
**Hometown:** Yakima, Wash.  
**Experience:** Rookie  
**Acquired:** D3A-2017 (69th)

**Career GP/GS (Playoffs):** 7/0 (0/0)



**TRANSACTIONS:** Selected by the Rams in the third round (69th overall) of the 2017 NFL Draft (4/29/17).

**2017 SEASON:** **Week 7 vs. Arizona (10/22):** Saw action at wide receiver...hauled in four receptions for 51 yards and a touchdown...**Week 6 at Jacksonville (10/16):** Saw action at wide receiver...tailed two receptions for 35 yards...**Week 5 vs. Seattle (10/8):** Saw action at wide receiver...collected three receptions for 44 yards...**Week 4 at Dallas (10/1):** Saw action at wide receiver...had five receptions for 60 yards and a touchdown...**Week 3 at San Francisco (9/21):** Saw action at wide receiver...recorded two receptions for 17 yards...**Week 2 vs. Washington (9/17):** Saw action at wide receiver and hauled in three receptions for 33 yards...**Week 1 vs. Indianapolis (9/10):** Saw action at wide receiver and had four receptions for a game-high 76 yards and a touchdown.

**COLLEGE:** Kupp was a consensus FCS All-American for the four straight seasons...earned first team All-America honors on all eight 2016 teams announced, bringing his total of All-America honors won in four seasons to 30 (all first team, including nine in 2013, six in 2014, seven in 2015 and eight in 2016)...in addition, he earned 14 different national player of the year accolades in his career and was a three-time Academic All-America selection...in 2016, Kupp became the first wide receiver and just the fourth player overall in the 54-year history of the Big Sky Conference to earn first team All-Big Sky honors four seasons...in 2015, Kupp became only the second wide receiver in 42 years to capture the Big Sky Conference Offensive MVP Award, then became one of only 10 repeat winners in league history in 2016...also a two-time team co-captain, honored four times on the Big Sky Conference All-Academic team and was twice selected as an Academic All-Star by the FCS Athletic Director's Association...he was honored as Big Sky Conference Player of the Week six times in his career – four times on offense and twice on special teams...Kupp established 15 FCS, 11 Big Sky and 26 EWU records in his illustrious 52-game Eastern career (all as a starter), and added a collegiate all-division mark...his 6,464 yards, 428 receptions, 73 touchdown catches, 124.3 average yards per game and 1.40 average touchdowns per game were all FCS records.

**PERSONAL:** Attended Davis High School where he was a two-way All-State selection...earned first team 4A All-State honors as a defensive back and honorable mention accolades as a wide receiver from the *Associated Press*...finished his senior season with 60 receptions for 1,059 yards (17.7 per catch) and 18 touchdowns, and scored 22 total touchdowns to set a school record...married to the former Anna Croskrey...parents are Craig and Karin Kupp, who were both inducted into the Pacific Lutheran University Hall of Fame in 2003...his father was a fifth-round draft pick by the New York Giants in 1990 and played in 1991 for the Phoenix Cardinals and the Dallas Cowboys...his grandfather, Jake Kupp, was an offensive lineman for the University of Washington and was drafted by the Dallas Cowboys in the 1964 NFL draft and played from 1964-75 with stints with the Washington Redskins, New Orleans Saints and Atlanta Falcons...he was named to the NFL All-Rookie team and was inducted into the New Orleans Saints Hall of Fame in 1991...earned his bachelor's degree in economics.

## COOPER KUPP NFL STATISTICS

| Year          | Team | NFL STATISTICS |           |            |             |           |          |          |          |            |          |          |
|---------------|------|----------------|-----------|------------|-------------|-----------|----------|----------|----------|------------|----------|----------|
|               |      | G/S            | Receiving |            |             |           |          | Rushing  |          |            |          |          |
|               |      |                | No        | Yds        | Avg         | Lg        | TD       | Att      | Yds      | Avg        | Lg       | TD       |
| 2017          | RAMS | 7/0            | 23        | 316        | 13.7        | 28        | 3        | 0        | 0        | 0.0        | 0        | 0        |
| <b>TOTALS</b> |      | <b>7/0</b>     | <b>23</b> | <b>316</b> | <b>13.7</b> | <b>28</b> | <b>3</b> | <b>0</b> | <b>0</b> | <b>0.0</b> | <b>0</b> | <b>0</b> |

# COOPER KUPP GAME-BY-GAME STATISTICS

| 2017 LOS ANGELES RAMS |            |            |           |            |             |           |          |          |          |            |          |          |
|-----------------------|------------|------------|-----------|------------|-------------|-----------|----------|----------|----------|------------|----------|----------|
| Game                  | W/L        | P/S        | Receiving |            |             |           | Rushing  |          |          |            |          |          |
|                       |            |            | No        | Yds        | Avg         | Lg        | TD       | Att      | Yds      | Avg        | Lg       | TD       |
| IND 9/10              | W          | 1/0        | 4         | 76         | 19.0        | 28        | 1        | 0        | 0        | 0.0        | 0        | 0        |
| WAS 9/17              | L          | 1/0        | 3         | 33         | 11.0        | 17        | 0        | 0        | 0        | 0.0        | 0        | 0        |
| @SF 9/21              | W          | 1/0        | 2         | 17         | 17.0        | 13        | 0        | 0        | 0        | 0.0        | 0        | 0        |
| @DAL 10/1             | W          | 1/0        | 5         | 60         | 12.0        | 24        | 1        | 0        | 0        | 0.0        | 0        | 0        |
| SEA 10/8              | L          | 1/0        | 3         | 44         | 14.7        | 19        | 0        | 0        | 0        | 0.0        | 0        | 0        |
| @JAC 10/15            | W          | 1/0        | 2         | 35         | 17.5        | 22        | 0        | 0        | 0        | 0.0        | 0        | 0        |
| ARI 10/22             | W          | 1/0        | 4         | 51         | 12.8        | 18        | 1        | 0        | 0        | 0.0        | 0        | 0        |
| @NYG 11/5             | 0/0        | 0/0        | 0         | 0          | 0.0         | 0         | 0        | 0        | 0        | 0.0        | 0        | 0        |
| HOU 11/12             | 0/0        | 0/0        | 0         | 0          | 0.0         | 0         | 0        | 0        | 0        | 0.0        | 0        | 0        |
| @MIN 11/19            | 0/0        | 0/0        | 0         | 0          | 0.0         | 0         | 0        | 0        | 0        | 0.0        | 0        | 0        |
| NO 11/26              | 0/0        | 0/0        | 0         | 0          | 0.0         | 0         | 0        | 0        | 0        | 0.0        | 0        | 0        |
| @ARI 12/2             | 0/0        | 0/0        | 0         | 0          | 0.0         | 0         | 0        | 0        | 0        | 0.0        | 0        | 0        |
| PHI 12/10             | 0/0        | 0/0        | 0         | 0          | 0.0         | 0         | 0        | 0        | 0        | 0.0        | 0        | 0        |
| @SEA 12/17            | 0/0        | 0/0        | 0         | 0          | 0.0         | 0         | 0        | 0        | 0        | 0.0        | 0        | 0        |
| @TEN 12/24            | 0/0        | 0/0        | 0         | 0          | 0.0         | 0         | 0        | 0        | 0        | 0.0        | 0        | 0        |
| SF 12/31              | 0/0        | 0/0        | 0         | 0          | 0.0         | 0         | 0        | 0        | 0        | 0.0        | 0        | 0        |
| <b>TOTALS</b>         | <b>5-2</b> | <b>7/0</b> | <b>23</b> | <b>316</b> | <b>13.7</b> | <b>28</b> | <b>3</b> | <b>0</b> | <b>0</b> | <b>0.0</b> | <b>0</b> | <b>0</b> |





# 58 | CORY LITTLETON

**Position:** Linebacker  
**Ht./Wt.:** 6-3/225  
**Birth Date:** 11/18/93  
**College:** Washington  
**Hometown:** Spring Valley, Calif.  
**Experience:** 2nd year (2nd Rams)  
**Acquired:** UDFA-2016

**Career GP/GS (Playoffs):** 23/2 (0/0)



**TRANSACTIONS:** Signed with the Los Angeles Rams as an undrafted free agent (5/6/16).

**2017 SEASON: Week 7 vs. Arizona (10/22):** Saw action at outside linebacker and on special teams...registerd his first career pass defended...tallied three special teams tackles...**Week 6 at Jaguars (10/16):** Saw action at outside linebacker and on special teams...collected two tackles...blocked a punt that was returned for a touchdown...**Week 5 vs. Seattle (10/8):** Started at outside linebacker and played special teams...notched two solo tackles...**Week 4 at Dallas (10/1):** Saw action on defense and special teams...**Week 3 at San Francisco (9/21):** Saw action at linebacker and on special teams and registered one solo tackle...**Week 2 vs. Washington (9/17):** Saw action at linebacker and on special teams...**Week 1 vs. Indianapolis (9/10):** Saw action at line-backer and forced a fumble and added solo one tackle...also tallied one special teams tackle.

**2016 SEASON:** Played in all 16 games on defense and special teams...finished his rookie season with 13 tackles and nine special teams tackles...recipient of the Carroll Rosenbloom Memorial Award as the club's top rookie...**vs. New York Giants (10/23):** Recorded a personal-best two special teams tackles...**vs. Miami (11/20):** Played on defense and special teams...recorded his first career tackle...**at New Orleans (11/27):** Registered two tackles (one solo)...added one special teams tackle...**at New England (12/4):** Notched a career-high six tackles (five solo)...added one special teams tackle...**vs. Arizona (1/1):** Led the team with two special teams tackles.

**COLLEGE:** Played in 49 games...registered 178 career tackles (100 solo), 12.0 sacks, six passes defended, three forced fumble, and two fumble recoveries...in 2015, started all 13 games...garnered 65 tackles (39 solo), 6.0 sacks, and two passes defended...named honorable mention All-Pac-12...finished 10th in the Pac-12 in sacks (6.0)...in 2014, played in all 14 games with four starts...collected 37 tackles (22 solo), 1.0 sack, one forced fumble, and one fumble recovery...in 2013, started all 13 games at defensive end...made 62 tackles, 5.0 sacks, two passes defended, one forced fumble and one fumble recovery...in 2012, played in nine games, had 14 tackles (six solo) and one forced fumble.

**PERSONAL:** Attended Mount Miguel High School...named first-team All-CIF San Diego Section and first-team All-East County as both a junior and senior at defensive end...as a senior, helped Mount Miguel to an 8-2 record and a berth in the quarterfinals of the CIF San Diego Section Division IV playoffs...also played basketball.

## CORY LITTLETON NFL STATISTICS

|              |      | REGULAR SEASON |           |           |          |            |            |               |          |          |          |          |          |          |          |  |
|--------------|------|----------------|-----------|-----------|----------|------------|------------|---------------|----------|----------|----------|----------|----------|----------|----------|--|
|              |      | Tackles        |           |           |          |            |            | Interceptions |          |          |          |          | Fumbles  |          |          |  |
| Year         | Team | G/S            | Total     | Solo      | Asst     | Sk         | Yds        | Int           | Yds      | Lg       | TD       | PD       | FF       | FR       | Yds      |  |
| 2016         | RAMS | 16/1           | 13        | 8         | 5        | 0.0        | 0.0        | 0             | 0        | 0        | 0        | 0        | 0        | 0        | 0        |  |
| 2017         | RAMS | 7/1            | 6         | 4         | 2        | 0.0        | 0.0        | 0             | 0        | 0        | 0        | 1        | 1        | 0        | 0        |  |
| <b>Total</b> |      | <b>23/2</b>    | <b>19</b> | <b>12</b> | <b>7</b> | <b>0.0</b> | <b>0.0</b> | <b>0</b>      | <b>0</b> | <b>0</b> | <b>0</b> | <b>1</b> | <b>1</b> | <b>0</b> | <b>0</b> |  |

**ADDITIONAL CAREER STATISTICS:** Blocked Punt: 2017: (1); Special Teams Tackles: 2017: (4); 2016: (9)







# 96 | MATT LONGACRE

**Position:** Defensive End  
**Ht./Wt.** 6-3/255  
**Birth Date:** 9/21/91  
**College:** Northwest Missouri State  
**Hometown:** Omaha, Neb.  
**Experience:** 2nd year (2nd Rams)  
**Acquired:** FA-2015

**Career GP/GS (Playoffs):** 18/0 (0/0)



**TRANSACTIONS:** Signed with the Rams as an undrafted free agent (5/7/15)...signed from practice squad to active roster (11/6/15).

**PRO:** Second-year pro...collected 63 career tackles (30 solo)...saw action in five games at defensive end in his rookie season and six games in his second season.

**2017 SEASON: Week 7 vs. Arizona (10/22):** Saw action at outside linebacker...recorded two solo tackles...tallied first career forced fumble...registered his team-leading fourth sack of the season...**Week 6 at Jaguars (10/16):** Saw action at outside linebacker...made three tackles (one solo), including one for a loss...**Week 5 vs. Seattle (10/8):** Saw action at defensive end...collected three tackles (two solo), including one for a loss...tallied three quarterback hits and one sack, which resulted in a five yard loss...**Week 4 at Dallas (10/1):** Saw action at defensive end...notched three tackles (two solo)...**Week 3 at San Francisco (9/21):** Saw action at defensive end...registered three tackles (two solo), including one for loss...also notched one sack and one quarterback hit...**Week 2 vs. Washington (9/17):** Saw action at defensive end...tallied two tackles (one solo) and one quarterback hit...**Week 1 vs. Indianapolis (9/10):** Saw action at defensive end and recorded his first career sack...added one tackle, one tackle for loss, one quarterback hit and one pass defensed.

**2016 SEASON:** Played in a career-high six games, recording 18 tackles...**at Arizona (10/2):** Recorded six tackles (three solo) and three quarterback pressures in his 2016 debut...**at Detroit (10/16):** Played on defense and special teams...compiled four tackles and one quarterback hit on the day...**at New England (12/4):** Registered four tackles (two solo) and one quarterback pressure.


**2015 SEASON:** Served as a practice squad player before being promoted to the active roster in Week 9...declared inactive for four games (12/27, 12/17, 12/13, 11/15)...finished his rookie season with 28 tackles...**at San Francisco (1/3/16):** Recorded seven tackles (two solo) and three quarterback pressures...**vs. Arizona (12/6):** Recorded two assisted tackles, one quarterback pressure and one quarterback hit...**at Cincinnati (11/29):** Tallied four tackles (two solo), one quarterback pressure and one quarterback hit...**at Baltimore (11/22):** Posted a career-high 10 tackles (five solo) and two quarterback hits...**at Minnesota (11/08):** Made his NFL debut at defensive end and recorded five tackles (four solo).

**COLLEGE:** Named MIAA Defensive Player of the Year, AFCA All-America and All-MIAA First Team as a senior in 2014...earned MIAA Defensive Player of the Year as a junior as well...appeared in 11 games as a senior and had 37 tackles, 10.5 tackles for loss, 7.0 sacks, 17 quarterback hurries, four pass breakups and one forced fumble...as a junior, named Don Hansen co-Defensive Player of the Year and First Team All-America and AP Little First Team All-America...Honorary captain of the 2009 Lincoln Journal Star Super-State team as a high school senior...earned first-team all-state honors by the Omaha World-Herald and the Lincoln Journal Star...helped lead the Wildcats to a state title in 2008 and a runner-up finish in 2009...also wrestled at 215 pounds.

## MATT LONGACRE NFL STATISTICS

| Year         | Team | G/S         | REGULAR SEASON |           |           |            |               |          |          |          |          |          |          |          |          |   |
|--------------|------|-------------|----------------|-----------|-----------|------------|---------------|----------|----------|----------|----------|----------|----------|----------|----------|---|
|              |      |             | Tackles        |           |           |            | Interceptions |          |          |          |          | Fumbles  |          |          |          |   |
|              |      |             | Total          | Solo      | Asst      | Sk         | Yds           | Int      | Yds      | Lg       | TD       | PD       | FF       | FR       | Yds      |   |
| 2015         | RAMS | 5/0         | 28             | 13        | 15        | 0.0        | 0.0           | 0        | 0        | 0        | 0        | 0        | 0        | 0        | 0        | 0 |
| 2016         | RAMS | 6/0         | 18             | 6         | 12        | 0.0        | 0.0           | 0        | 0        | 0        | 0        | 0        | 0        | 0        | 0        |   |
| 2017         | RAMS | 7/0         | 17             | 11        | 6         | 4.0        | 19.0          | 0        | 0        | 0        | 0        | 1        | 1        | 0        | 0        |   |
| <b>Total</b> |      | <b>18/0</b> | <b>63</b>      | <b>30</b> | <b>33</b> | <b>4.0</b> | <b>19.0</b>   | <b>0</b> | <b>0</b> | <b>0</b> | <b>0</b> | <b>1</b> | <b>1</b> | <b>0</b> | <b>0</b> |   |





# 73 | CORNELIUS LUCAS

|             |                     |
|-------------|---------------------|
| Position:   | Tackle              |
| Ht./Wt.     | 6-9/320             |
| Birth Date: | 7/18/1991           |
| College:    | Kansas State        |
| Hometown:   | New Orleans, LA.    |
| Experience: | 4th Year (1st Rams) |
| Acquired:   | FA-2017             |

Career GP/GS (Playoffs): 35/6 (2/2)



**TRANSACTIONS:** Signed with the Rams as a free agent (9/12/17)...released by the Lions (9/3/17)...re-signed as a restricted free agent with the Lions (4/17/17)...declared a restricted free agent (3/9/17)...signed with the Detroit Lions as a rookie free agent (5/12/14).

**PRO:** Fourth year pro...played in 35 regular season games with two starts...earned starts in each of the Lions' two playoff games while on the Detroit roster.

**2017 SEASON:** **Week 7 vs. Arizona (10/22):** Declared inactive...**Week 6 at Jacksonville (10/16):** Declared inactive...**Week 5 vs. Seattle (10/8):** Declared inactive...**Week 4 at Dallas (10/1):** Declared inactive...**Week 3 at San Francisco (9/21):** Declared inactive...**Week 2 vs. Washington (9/17):** Declared inactive...**Week 1 vs. Indianapolis (9/10):** Not with team.

**2016 SEASON:** Made 2016 debut vs. Rams in a Week 6 contest...appeared in four regular season games..started NFC Wildcard Game against Seattle...**vs. Washington (10/23):** Saw time on both offense and special teams...**at Houston (10/16):** Filled in briefly for T Riley Reiff at right tackle...**at Seattle (1/7):** Filled in for injured T Riley Reiff in just his fifth game action of 2016.

**2015 SEASON:** Started at right tackle in Week 1 **at San Diego (9/13)**, Week 2 **at Minnesota (9/20)** and Week 3 **vs. Denver (9/27)** and appeared in 15 games on the season...saw action in a reserve offensive line role in Week 4 **at Seattle (10/5)**, Week 5 **vs. Arizona (10/11)**, Week 6 **vs. Chicago (10/18)**, Week 7 **vs. Minnesota (10/25)** and Week 8 **at Kansas City (11/1)**.

**2014 SEASON:** Started 2014 rookie campaign in a reserve role in Week 2 **at Carolina (9/14)** and saw action in 15 games this season. Shared most of his time with T Garrett Reynolds in the right tackle rotation... Part of offensive line effort that gained 28 first downs in Week 13 **vs. Chicago (11/27)**, earning his first-career NFL start at left tackle, replacing injured T Riley Reiff.

**COLLEGE:** A two-time All-Big 12 performer for the Wildcats, Lucas started 26 games at left tackle for Kansas State and brings tremendous size and length at 6-9, 328 pounds to the Lions' offensive line group...started all 13 games as a senior, including the Wildcats' bowl game vs. Michigan (12/28). Named to the Outland Trophy watch list in his final year...as a junior in 2012, took over the starting duties (13 games) at left tackle and helped Kansas State capture the 2012 Big 12 title as he earned First Team All-Big 12 honors from the league's coaches and second team accolades from the Associated Press and Phil Steele for the first time in his career...appeared in 12 games as a reserve offensive lineman as a freshman and sophomore.

**LUCAS' Games Played Stats:** RAMS 2017 (0/0), Detroit 2016 (3/0), Detroit 2015 (15/3), Detroit 2014 (15/3).

Postseason: 2016 (1/1), 2014 (1/1). **TOTALS (35/6).**



# 14 | SEAN MANNION

**Position:** Quarterback  
**Ht./Wt.** 6-5/231  
**Birth Date:** 4/25/92  
**College:** Oregon State  
**Hometown:** Pleasanton, Calif.  
**Experience:** 2nd year (2nd Rams)  
**Acquired:** D3B-2015 (89th)

**Career GP/GS (Playoffs):** 4/0 (0/0)



**TRANSACTIONS:** Selected by the Rams in the third round (89th overall) of the 2015 NFL Draft (5/1/15).

**PRO:** Played in one game in each of his first three seasons.

**2017 SEASON: Week 7 vs. Arizona (10/22):** Saw action at quarterback...**Week 6 at Jacksonville (10/16):** Did not play...**Week 5 vs. Seattle (10/8):** Did not play...**Week 4 at Dallas (10/1):** Did not play...**Week 3 at San Francisco (9/21):** Did not play...**Week 2 vs. Washington (9/17):** Did not play...**Week 1 vs. Indianapolis (9/10):** Saw action in the fourth quarter and completed a 12 yard pass to Derek Carrier.

**2016 SEASON:** Played in one game, completed three passes for 19 yards...**vs. Arizona (1/1):** Completed three passes, including a nine-yard pass to TE Lance Kendricks.

**2015 SEASON: at Cincinnati (11/29):** Completed six passes for 31 yards in his NFL debut at quarterback...declared inactive for 15 games...**Week 14 vs. Atlanta (12/11):** Declared inactive.

**COLLEGE:** Finished his career with 13,600 passing yards which ranks 8th in NCAA Division I history...that mark set the Pac-12 record for career passing yards...owns 18 OSU passing records...set OSU career passing touchdown record with 83; also ranks 7th in Pac-12 history...his 64.6 career completion percentage broke the school record...finished career with 43 starts, tied for 8th in OSU history...earned Pac-12 All-Conference Honorable Mention (2013, 2014)...named Pac-12 Offensive player of the Week four times in his career...earned Pac-12 All-Academic Honorable Mention (2014, 2013, 2012)...finished the 2014 season with 3,164 passing yards, the 10th-most prolific season in OSU history...won the 2014 Manning Passing Academy Air-It-Out Challenge...in 2013, tied for fourth in the nation for touchdowns passing (37), including a school record six against Colorado...second in the nation with 4,662 passing yards and passing yards per game (358.6)...set Pac-12 record with 4,662 passing yards in a season...finished tied for third in Pac-12 single season history and set OSU record with 37 touchdown passes...set OSU single season records with 400 completions and 603 pass attempts...named a Freshman All-American in 2011 by the Football Writers Association of America...set Oregon State record for attempts (66) in a single game...finished the season with 16 touchdown passes and one rushing...ended the season with 11 straight games of 200-plus yards passing, a feat matched only by Anderson (13 times in 2003) in the last decade...redshirted in 2010.

**PERSONAL:** Three-year starter and letterwinner in football at Foothill High School...finished high school career as the career passing leader at Foothill...Rivals four-star athlete and rated the 14th-best pro style quarterback in the nation...threw for 3,521 yards and 27 touchdowns as a senior – added three scores on the ground...set a Northern California prep record with 581 yards passing and five touchdowns in a game...led Foothill to the Northern California CIF playoffs...honorable mention All-East Bay and All-Metro as a junior...earned two letters as a pitcher for the baseball team and one letter as a center for the basketball team...born in San Jose, Calif...son of John and Inga Mannion...John is the head football coach at Silverton (Ore.) High School, accepted the position in the spring of 2010...graduated in December 2014 with a degree in liberal studies...pursuing a Master's degree in interdisciplinary studies with options in sociology, political science and history.

## SEAN MANNION NFL STATISTICS

| REGULAR SEASON |        |            |           |           |             |           |            |          |          |           |            |             |
|----------------|--------|------------|-----------|-----------|-------------|-----------|------------|----------|----------|-----------|------------|-------------|
| Year           | School | G/S        | Passing   |           | Pct.        | Yds       | Yds/Att    | TD       | Int      | Lg        | Sk-Yds     | Rtg.        |
|                |        |            | Att.      | Cmp       |             |           |            |          |          |           |            |             |
| 2015           | RAMS   | 1/0        | 7         | 6         | 85.7        | 31        | 4.4        | 0        | 0        | 11        | 0-0        | 85.1        |
| 2016           | RAMS   | 1/0        | 6         | 3         | 50.0        | 19        | 3.2        | 0        | 1        | 9         | 0-0        | 17.4        |
| 2017           | RAMS   | 2/0        | 1         | 1         | 100.0       | 12        | 12.0       | 0        | 0        | 12        | 0-0        | 116.7       |
| <b>TOTAL</b>   |        | <b>4/0</b> | <b>14</b> | <b>10</b> | <b>71.4</b> | <b>62</b> | <b>4.4</b> | <b>0</b> | <b>1</b> | <b>12</b> | <b>0-0</b> | <b>50.3</b> |



# SEAN MANNION GAME-BY-GAME STATISTICS

## 2017 LOS ANGELES RAMS

| Game          | W/L        | P/S        | Att      | Cmp      | Pct          | Yds      | Yds/<br>Att | TD       | Int      | Lg        | Sk-<br>Yds | Rtg          |
|---------------|------------|------------|----------|----------|--------------|----------|-------------|----------|----------|-----------|------------|--------------|
| IND 9/10      | W          | 1/0        | 1        | 1        | 100.0        | 12       | 12.0        | 0        | 0        | 12        | 0          | 116.7        |
| WAS 9/17      | L          |            |          |          |              |          |             |          |          |           |            |              |
| @SF 9/21      | W          |            |          |          |              |          |             |          |          |           |            |              |
| @DAL 10/1     | W          |            |          |          |              |          |             |          |          |           |            |              |
| SEA 10/8      | L          |            |          |          |              |          |             |          |          |           |            |              |
| @JAC 10/15    | W          |            |          |          |              |          |             |          |          |           |            |              |
| ARI 10/22     | W          | 0/0        | 0        | 0        | 0.0          | 0        | 0.0         | 0        | 0        | 0         | 0          | 0.0          |
| @NYG 11/5     | 0/0        | 0          | 0        | 0        | 0.0          | 0        | 0.0         | 0        | 0        | 0         | 0          | 0.0          |
| HOU 11/12     | 0/0        | 0          | 0        | 0        | 0.0          | 0        | 0.0         | 0        | 0        | 0         | 0          | 0.0          |
| @MIN 11/19    | 0/0        | 0          | 0        | 0        | 0.0          | 0        | 0.0         | 0        | 0        | 0         | 0          | 0.0          |
| NO 11/26      | 0/0        | 0          | 0        | 0        | 0.0          | 0        | 0.0         | 0        | 0        | 0         | 0          | 0.0          |
| @ARI 12/2     | 0/0        | 0          | 0        | 0        | 0.0          | 0        | 0.0         | 0        | 0        | 0         | 0          | 0.0          |
| PHI 12/10     | 0/0        | 0          | 0        | 0        | 0.0          | 0        | 0.0         | 0        | 0        | 0         | 0          | 0.0          |
| @SEA 12/17    | 0/0        | 0          | 0        | 0        | 0.0          | 0        | 0.0         | 0        | 0        | 0         | 0          | 0.0          |
| @TEN 12/24    | 0/0        | 0          | 0        | 0        | 0.0          | 0        | 0.0         | 0        | 0        | 0         | 0          | 0.0          |
| SF 12/31      | 0/0        | 0          | 0        | 0        | 0.0          | 0        | 0.0         | 0        | 0        | 0         | 0          | 0.0          |
| <b>TOTALS</b> | <b>5-2</b> | <b>2/0</b> | <b>1</b> | <b>1</b> | <b>100.0</b> | <b>0</b> | <b>12.0</b> | <b>0</b> | <b>0</b> | <b>12</b> | <b>0</b>   | <b>116.7</b> |

## 2016 LOS ANGELES RAMS

| Game          | W/L         | P/S        | Att      | Cmp      | Pct         | Yds       | Yds/<br>Att | TD       | Int      | Lg       | Sk-<br>Yds | Rtg         |
|---------------|-------------|------------|----------|----------|-------------|-----------|-------------|----------|----------|----------|------------|-------------|
| @SF 9/12      | L           | 0/0        |          |          |             |           |             |          |          |          |            |             |
| SEA 9/18      | W           | 0/0        |          |          |             |           |             |          |          |          |            |             |
| @TB 9/25      | W           | 0/0        |          |          |             |           |             |          |          |          |            |             |
| @ARI 10/2     | W           | 0/0        |          |          |             |           |             |          |          |          |            |             |
| BUF 10/9      | L           | 0/0        |          |          |             |           |             |          |          |          |            |             |
| @DET 10/16    | L           | 0/0        |          |          |             |           |             |          |          |          |            |             |
| NYG 10/23     | L           | 0/0        |          |          |             |           |             |          |          |          |            |             |
| CAR 11/6      | L           | 0/0        |          |          |             |           |             |          |          |          |            |             |
| @NYJ 11/13    | W           | 0/0        |          |          |             |           |             |          |          |          |            |             |
| MIA 11/20     | L           | 0/0        |          |          |             |           |             |          |          |          |            |             |
| @NO 11/27     | L           | 0/0        |          |          |             |           |             |          |          |          |            |             |
| @NE 12/4      | L           | 0/0        |          |          |             |           |             |          |          |          |            |             |
| ATL 12/11     | L           | 0/0        |          |          |             |           |             |          |          |          |            |             |
| @SEA 12/15    | L           | 0/0        |          |          |             |           |             |          |          |          |            |             |
| SF 12/24      | L           | 0/0        |          |          |             |           |             |          |          |          |            |             |
| ARI 1/1/17    | L           | 1/0        | 6        | 3        | 50.0        | 19        | 3.2         | 0        | 1        | 9        | 0-0        | 17.4        |
| <b>TOTALS</b> | <b>4-12</b> | <b>1/0</b> | <b>6</b> | <b>3</b> | <b>50.0</b> | <b>19</b> | <b>3.2</b>  | <b>0</b> | <b>1</b> | <b>9</b> | <b>0-0</b> | <b>17.4</b> |

## 2015 ST. LOUIS RAMS

| Game          | W/L        | P/S        | Att      | Cmp      | Pct         | Yds       | Yds/<br>Att | TD       | Int      | Lg        | Sk-<br>Yds | Rtg         |
|---------------|------------|------------|----------|----------|-------------|-----------|-------------|----------|----------|-----------|------------|-------------|
| SEA 9/13      | W          |            |          |          |             |           |             |          |          |           |            |             |
| @WSH 9/20     | L          |            |          |          |             |           |             |          |          |           |            |             |
| PIT 9/27      | L          |            |          |          |             |           |             |          |          |           |            |             |
| @ARI 10/4     | W          |            |          |          |             |           |             |          |          |           |            |             |
| @GB 10/11     | L          |            |          |          |             |           |             |          |          |           |            |             |
| CLE 10/25     | W          |            |          |          |             |           |             |          |          |           |            |             |
| SF 11/1       | W          |            |          |          |             |           |             |          |          |           |            |             |
| @MIN 11/8     | L          |            |          |          |             |           |             |          |          |           |            |             |
| CHI 11/15     | L          |            |          |          |             |           |             |          |          |           |            |             |
| @BAL 11/22    | L          |            |          |          |             |           |             |          |          |           |            |             |
| @CIN 11/29    | L          | 1/0        | 7        | 6        | 85.7        | 31        | 4.4         | 0        | 0        | 11        | 0-0        | 85.1        |
| ARI 12/6      | L          |            |          |          |             |           |             |          |          |           |            |             |
| DET 12/13     | W          |            |          |          |             |           |             |          |          |           |            |             |
| TB 12/17      | W          |            |          |          |             |           |             |          |          |           |            |             |
| @SEA 12/27    | W          |            |          |          |             |           |             |          |          |           |            |             |
| @SF 1/3       | L          |            |          |          |             |           |             |          |          |           |            |             |
| <b>TOTALS</b> | <b>7-9</b> | <b>1/0</b> | <b>7</b> | <b>6</b> | <b>85.7</b> | <b>31</b> | <b>4.4</b>  | <b>0</b> | <b>0</b> | <b>11</b> | <b>0-0</b> | <b>85.1</b> |



# 44 | JAKE McQUAIDE

|             |                     |
|-------------|---------------------|
| Position:   | Long Snapper        |
| Ht./Wt.     | 6-2/225             |
| Birth Date: | 12/7/87             |
| College:    | Ohio State          |
| Hometown:   | Cincinnati, Ohio    |
| Experience: | 7th year (7th Rams) |
| Acquired:   | FA-2011             |

Career GP/GS (Playoffs): 103/0 (0/0)



**TRANSACTIONS:** Signed with the Rams (7/27/11)...signed a four-year contract extension in July 2013 to extend his contract into 2017.

**PRO:** Sixth-year pro has played in all 103 games of his career...tallied 938 clean snaps through first seven seasons...has made nine tackles on special teams...received Pro Bowl honors for the first time in his career in 2016.



**2017 SEASON: Week 7 vs. Arizona (10/22):** Saw action at long snapper...registered nine clean snaps...

**Week 6 at Jaguars (10/16):** Saw action at long snapper and tallied nine clean snaps... **Week 5 vs. Seattle (10/8):** Saw action at long snapper...tallied four clean snaps...

**Week 4 at Dallas (10/1):** Saw action at long snapper...recorded 13 clean snaps...**Week 3 at San Francisco (9/21):** Saw action at long snapper...registered four clean snaps...

**Week 2 vs. Washington (9/17):** Saw action at long snapper...tallied eight clean snaps...notched one special teams tackle...**Week 1 vs. Indianapolis (9/10):** Saw action at long snapper and recorded 13 clean snaps.

**2016 SEASON:** Became the first long-stapper in franchise history to make the Pro Bowl...played in all 16 games...tallied 146 clean snaps...**at Arizona (10/2):** Compiled 10 clean snaps in addition to his first special teams tackle of the season...**vs. Miami (11/20):** Notched 11 clean snaps...**vs. San Francisco (12/24):** Tallied 11 clean snaps.

**2015 SEASON:** Played in all 16 games...posted 157 snaps on the season, tallying a season-high 13 snaps and one special teams tackle...**at San Francisco (1/3/16):** Recorded 11 snaps...**at Seattle (12/27):** Posted 10 clean snaps...**vs. Tampa Bay (12/17):** Recorded nine clean snaps for the third consecutive week...**at Cincinnati (11/29):** Recorded six snaps and one special teams tackle...**at Baltimore (11/22):** Posted 11 snaps...**at Minnesota (11/08):** Tallied 13 snaps...**vs. San Francisco (11/01):** Recorded 12 snaps...**vs. Cleveland (10/25):** Tallied 11 snaps...**at Green Bay (10/11):** Posted 9 clean snaps...**at Arizona (10/4):** Recorded 11 clean snaps...**vs. Pittsburgh (9/27):** Registered six clean snaps...**at Washington (9/20):** Notched 12 clean snaps...**vs. Seattle (9/13):** Recorded nine snaps...**Week 15 at Seattle (12/15):** Tallied five clean snaps.

**2014 SEASON:** Registered 145 clean snaps... **vs. Denver (11/16):** Recorded 12 clean snaps...**vs. Oakland (11/30):** Notched a career-high 14 clean snaps...**vs. Arizona (12/11):** Tallied 10 clean snaps.

**2013 SEASON:** Played in 16 games...notched 141 clean snaps...**vs. San Francisco (9/26):** Recorded a then career-high 13 clean snaps...**vs. Jacksonville (10/6):** Registered 13 clean snaps for the second consecutive week...**at Indianapolis (11/10):** Recorded 11 clean snaps.

**2012 SEASON:** Recorded 139 consecutive clean snaps...had four special teams tackles...**at Arizona (11/25):** Tallied 12 clean snaps...**vs. San Francisco (12/2):** Registered 12 clean snaps...**at Buffalo (12/9):** Tallied eight clean snaps...recorded one tackle on special teams.

**2011 SEASON:** Recorded 150 consecutive clean snaps...notched two special teams tackles...**vs. New Orleans (10/30):** Tallied 12 clean snaps...**vs. Seattle (11/20):** Made 11 clean snaps...**vs. Arizona (11/27):** Recorded 12 clean snaps...**at San Francisco (12/4):** Recorded eight clean snaps...made one special teams tackle...**vs. Cincinnati (12/18):** Tallied 11 clean snaps...added one special teams tackle.

**COLLEGE:** Originally a walk on at Ohio State...handled long-snapping duties for three years...Special Teams Player of the Week vs. Purdue...received his bachelor's degree in December...academic all-Big Ten...John Galbreath award for academic excellence...NFF Hampshire Honor Society...EE All Star Game as a senior...won Top Ten Tenacious three times as a junior...earned a scholarship beginning in the autumn quarter of his junior year...rotated with Dimitrios Makridis and Jackson Haas on long and short snaps for the Big Ten champions during his freshman year...redshirted as a freshman.

**PERSONAL:** Tight end who had 10 catches for 125 yards as a senior at Elder High in Cincinnati...had no unplayable snaps as a junior or senior...earned the Mr. ZIP award for basketball at Elder...National Honor Society...Student Council communications officer...son of Bev and Kevin McQuaide...has two sisters, Maureen and Katie...married Abby on March 17, 2012, and they have a daughter, Quinn, and have a second child on the way...2008-09 Big Ten all-academic...an aeronautical and astronautical engineering major...participated in many community events, including Make-A-Wish Celebrity Server dinner, Taste of the NFL, Love Your Melon Distribution event at Mercy, 6th Annual Playground Build at Marygrove and the All-Community Team Ticket program - 4th Down Fan Club.

**MCQUAIDE'S CAREER SNAP STATISTICS:** RAMS: 2017 (58), 2016 (146), 2015 (157), 2014 (145), 2013 (141), 2012 (139), 2011 (150). **TOTAL: 938.**



# 52 | ALEC OGLETREE

|             |                     |
|-------------|---------------------|
| Position:   | Linebacker          |
| Ht./Wt.     | 6-2/235             |
| Birth Date: | 9/25/91             |
| College:    | Georgia             |
| Hometown:   | Newnan, Ga.         |
| Experience: | 5th year (5th Rams) |
| Acquired:   | D1B-2013 (30th)     |

Career GP/GS (Playoffs): 59/59 (0/0)



**TRANSACTIONS:** Signed a four-year extension on 10/12/17...Selected by St. Louis in the first round (30th overall) of the 2013 NFL Draft (4/25/13).

**PRO:** Led the team in tackles in three of his first four NFL seasons with 155 (2013), 169 (2014) and 171 (2016)...has three top-10 tackle seasons in club history...has led the Rams in tackles in 35 of his 59 career games played...notched a 98-yard interception-return for a touchdown, tied the NFL record for longest interception return by a linebacker, and the longest return by a rookie linebacker in league history...after obtaining the No. 30 overall pick in a trade with the Atlanta Falcons, St. Louis selected Ogletree, the 10th linebacker drafted by the team in the first round since 1937...became the first linebacker drafted in the first round by the Rams in over a decade...the last linebacker taken in the first round by the Rams was Robert Thomas of UCLA in 2002 (No. 31 overall)...has started 42 games of his four-year career.

### Rams Single-Season Leading Tacklers

1. London Fletcher: 193 (2000)
2. London Fletcher: 189 (2001)
3. Jim Collins: 185 (1984)
4. James Laurinaitis: 174 (2012)
5. Alec Ogletree: 176 (2016)
6. Roman Phifer: 170 (1996)
7. Alec Ogletree: 169 (2014)
8. Alec Ogletree: 155 (2013)
- 9a. Roman Phifer: 149 (1995)
- 9b. Adam Archuleta: 149 (2002)

**2017 SEASON: Week 7 vs. Arizona (10/22):** Started at inside linebacker...notched five tackles (two solo), two quarterback hits and one pass defended...**Week 6 at Jaguars (10/16):** Started at inside linebacker...tallied six tackles (four solo) and one quarterback hit...**Week 5 vs. Seattle (10/8):** Started at inside linebacker...registered seven tackles (three solo)...also notched one sack and one quarterback hit...**Week 4 at Dallas (10/1):** Started at inside linebacker...tallied a team-high 11 tackles (eight solo) and three quarterback hits...leads the team in tackles with 47 (27 solo)...**Week 3 at San Francisco (9/21):** Started at middle linebacker and collected a team-high 14 tackles (nine solo), two passes defended and one quarterback hit...**Week 2 vs. Washington (9/17):** Started at middle linebacker...notched one sack for a 12-yard loss...recorded a team-leading 17 tackles (seven solo)...**Week 1 vs. Indianapolis (9/10):** Started at middle linebacker and tallied five tackles and one pass defended.

**2016 SEASON:** Started all 16 games at middle linebacker...previously, he played outside linebacker for his first three seasons...voted a team captain by his peers...led the team in tackles for the third time in his career...finished with the fifth-highest single-season tackle output in Rams history with 171 tackles...also led the team in passes defended (16) and tied for the team lead in interceptions (two)...**at San Francisco (9/12):** Notched a team-leading 16 tackles...also had one pass defended...**vs. Seattle (9/18):** Finished second on the team with 11 total tackles (10 solo)...recorded a game-clinching forced fumble and fumble recovery in the final minute of the home opener...**at New York Jets (11/13):** Led the Rams defense with 11 tackles (seven solo)...helped seal the victory by intercepting QB Bryce Petty on the first play following the two-minute warning...the interception was the first of the season for Ogletree and the fourth of his career...**at New Orleans (11/27):** Recorded 13 tackles (11 solo)...added one quarterback pressure and two passes defended...**at Seattle (12/15):** Tallied seven tackles (six solo)...intercepted QB Russell Wilson at the Rams' 1-yard line, returning it eight yards...added two passes defended.

**2015 SEASON:** Finished the season with 55 tackles and 2.0 sacks before being placed on laced on injury reserve/designated to return **(10/26)**...**at Arizona (10/4):** Started at strongside linebacker...led the team for a third-straight week with 11 tackles (11 solo)...left the game in the third quarter with an ankle injury...**vs. Pittsburgh (9/27):** Started at strongside linebacker...for a second-straight week, led the team with 15 tackles (12 solo) and 2.0 sacks...marked his first multi-sack game of his career...**at Washington (9/20):** Started at strongside linebacker...led the team in tackles with 18 (15 solo), for a new single-game high...the last time a Rams defender had 18 or more tackles was London Fletcher with 21 against San Francisco in 2001...**vs. Seattle (9/13):** Started at strongside linebacker...posted 11 tackles (eight solo).

**2014 SEASON:** Led the team in tackles for the second consecutive season with 169 (110 solo), for a new single season high...finished second on the team in passes defended (11) and forced fumbles (five)...started all 16 games...**vs. Dallas (9/21):** Split the team lead in tackles with LB James Laurinaitis with 14 (10 solo)...forced RB DeMarco Murray to fumble...the fumble was recovered by S Cody Davis at the St. Louis 35-yard line and led to a Rams touchdown...marked his first forced fumble and of the season...**at Philadelphia (10/5):** Forced RB LeSean McCoy to fumble, the fumble was recovered by CB E.J. Gaines...marked the second consecutive game that he forced a fumble on the opposing running back...he now has eight career forced fumbles...notched 12 tackles (11 solo)...**at Arizona (11/9):** Nabbed his first interception of the season, second of his career off of QB Carson Palmer and returned it 44 yards...split the team lead in tackles with S T.J. McDonald, each with 12 tackles (six solo)...also had two passes defended, a forced fumble and one hit on the quarterback...**vs. Denver (11/16):** Intercepted QB Peyton Manning...marked his second consecutive game with an interception, the first time he has accomplished the feat in back-to-back performances in his career...led the team in tackles with 12 (10 solo) and one pass defended...**at San Diego (11/23):** Registered 14 tackles (eight



solo)...**vs. Oakland (11/30)**: Notched 10 tackles (eight solo)...also forced a fumble and had two passes defended...**vs. Arizona (12/11)**: Made 11 tackles (five solo)...added two passes defended...**vs. New York Giants (12/21)**: Garnered 13 tackles (11 solo)...**at Seattle (12/28)**: Registered 11 tackles (seven solo)...also caused RB Marshawn Lynch to fumble, which was recovered by S T.J. McDonald.

**2013 SEASON**: Played and started all 16 games...led the team in tackles with 155 (124 solo), 1.5 sacks, one interception returned 98 yards for a touchdown, seven passes defended and six forced fumbles...the 98-yard interception-return tied the NFL record for longest interception return by a linebacker, and the longest return by a rookie linebacker in league history...**vs. Arizona (9/8)**: Earned his first career NFL start at linebacker...recorded a team-high 11 tackles (nine solo)...forced one fumble...**at Atlanta (9/15)**: Recorded a team-high nine tackles (eight solo), including one tackle for loss...added two passes defended...**at Dallas (9/22)**: Tied for a team-high 10 tackles (seven solo)...**vs. San Francisco (9/26)**: Recorded 11 tackles (nine solo)...forced his second fumble of the season...**at Houston (10/13)**: Recorded a team-high 11 tackles...forced his third fumble of the season...recorded his first career interception and touchdown when he picked off QB T.J. Yates and returned it 98 yards for the score...**vs. Chicago (11/24)**: Led the team with a career-high 15 tackles (10 solo)...**at San Francisco (12/1)**: Registered 12 tackles (nine solo), including two for loss...forced his fourth fumble of the season when he stripped 49ers RB Frank Gore in the third quarter...surpassed the century-mark in tackles in his rookie season...**at Arizona (12/8)**: Tallied a team-high 12 tackles (10 solo), including one for loss...added his first career sack by dropping Cardinals QB Carson Palmer for a seven-yard loss...also had a quarterback pressure and a hit on the quarterback...**vs. New Orleans (12/15)**: Notched a team-high 13 tackles (10 solo), including one for loss...added a pass defended...**vs. Tampa Bay (12/22)**: Recorded a team-high 10 tackles (nine solo), including one for loss...forced two fumbles to increase his season total to six...added 0.5 sacks to push his season total to 1.5...**at Seattle (12/29)**: Led the team with 11 tackles (eight solo), including two for loss...also added one quarterback hit.

**COLLEGE**: First-team All-Southeastern Conference choice by The NFL Draft Report, earning third-team honors from Phil Steele...named to the Southeastern Conference Freshman team by the league's coaches...also earned the team's Newcomer of the Year Award on defense...earned Athletic Director's Honor Roll distinction for the summer semester.

**PERSONAL**: Studied human development & family science at Georgia...twin brother of former teammate Alexander Ogletree, a fullback for the University of Georgia...played for Newnan High School head coach Mike McDonald...named Class AAAAA Defensive Player of the Year, to the All-Decade Team and received All-State first-team unanimous accolades...also selected by the Georgia Sports Writers Association as the state's Class AAAAA Defensive Player of the Year...was a starter on the basketball team and ran the 400-meter dash and the 4x100 relay and long jumped for the Cougars...participated in many community events, including serving as the Honorary Chair for the Rams' first Make-A-Wish Celebrity Server Dinner in Los Angeles, Defensive Line Paintball Event to benefit St. Patrick Center, Coach Fisher & Friends Celebrity Softball game, and the All-Community Team Ticket program - Tree House...he also holds annual turkey drives and back-to-school drives in his hometown...he is married to Alex and they have one son, Austin.

## ALEC OGLETREE NFL STATISTICS

| Year         | Team | G/S          | REGULAR SEASON |            |            |            |             |               |            |            |          |           |           |          |          |  |
|--------------|------|--------------|----------------|------------|------------|------------|-------------|---------------|------------|------------|----------|-----------|-----------|----------|----------|--|
|              |      |              | Tackles        |            | Asst       | Sk         | Yds         | Interceptions |            |            |          | Fumbles   |           |          | Yds      |  |
|              |      |              | Total          | Solo       |            |            |             | Int           | Yds        | Lg         | TD       | PD        | FF        | FR       |          |  |
| 2013         | RAMS | 16/16        | 155            | 124        | 31         | 1.5        | 8.5         | 1             | 98         | 98t        | 1        | 7         | 6         | 0        | 0        |  |
| 2014         | RAMS | 16/16        | 169            | 110        | 59         | 0.0        | 0.0         | 2             | 44         | 44         | 0        | 11        | 5         | 0        | 0        |  |
| 2015         | RAMS | 4/4          | 55             | 46         | 9          | 2.0        | 9.0         | 0             | 0          | 0          | 0        | 0         | 0         | 0        | 0        |  |
| 2016         | RAMS | 16/16        | 171            | 132        | 39         | 0.0        | 0.0         | 2             | 15         | 8          | 0        | 16        | 1         | 1        | 0        |  |
| 2017         | RAMS | 7/7          | 65             | 36         | 29         | 2.0        | 18.0        | 0             | 0          | 0          | 0        | 4         | 0         | 0        | 0        |  |
| <b>Total</b> |      | <b>59/59</b> | <b>615</b>     | <b>448</b> | <b>167</b> | <b>5.5</b> | <b>35.5</b> | <b>5</b>      | <b>157</b> | <b>98t</b> | <b>1</b> | <b>38</b> | <b>12</b> | <b>1</b> | <b>0</b> |  |

**SINGLE GAME HIGHS**  
 Total Tackles – 18, at Washington (9/20/15)  
 Solo Tackles – 15, at Washington (9/20/15)  
 Sacks – 2.0, vs. Pittsburgh (9/27/15)  
 Interceptions – 1, many times, last at Seattle (12/15/16)  
 Passes Defended – 2, many times, at San Francisco (9/21/17)

# ALEC OGLETREE GAME-BY-GAME STATISTICS

## 2017 LOS ANGELES RAMS

| Game          | W/L        | P/S        | T         | S         | A         | Sk         | Yds         | Int      | Yds      | Lg       | TD       | PD       | FF       | FR       | Yds      |
|---------------|------------|------------|-----------|-----------|-----------|------------|-------------|----------|----------|----------|----------|----------|----------|----------|----------|
| IND 9/10      | W          | 1/1        | 5         | 3         | 2         | 0.0        | 0.0         | 0        | 0        | 0        | 0        | 1        | 0        | 0        | 0        |
| WAS 9/17      | L          | 1/1        | 17        | 7         | 10        | 1.0        | 12.0        | 0        | 0        | 0        | 0        | 0        | 0        | 0        | 0        |
| @SF 9/21      | W          | 1/1        | 14        | 9         | 5         | 0.0        | 0.0         | 0        | 0        | 0        | 0        | 2        | 0        | 0        | 0        |
| @DAL 10/1     | W          | 1/1        | 11        | 8         | 3         | 0.0        | 0.0         | 0        | 0        | 0        | 0        | 0        | 0        | 0        | 0        |
| SEA 10/8      | L          | 1/1        | 7         | 3         | 4         | 1.0        | 6.0         | 0        | 0        | 0        | 0        | 0        | 0        | 0        | 0        |
| @JAC 10/15    | W          | 1/1        | 6         | 4         | 2         | 0.0        | 0.0         | 0        | 0        | 0        | 0        | 0        | 0        | 0        | 0        |
| ARI 10/22     | W          | 1/1        | 5         | 2         | 3         | 0.0        | 0.0         | 0        | 0        | 0        | 0        | 1        | 0        | 0        | 0        |
| @NYG 11/5     | 0/0        | 0          | 0         | 0         | 0         | 0.0        | 0.0         | 0        | 0        | 0        | 0        | 0        | 0        | 0        | 0        |
| HOU 11/12     | 0/0        | 0          | 0         | 0         | 0         | 0.0        | 0.0         | 0        | 0        | 0        | 0        | 0        | 0        | 0        | 0        |
| @MIN 11/19    | 0/0        | 0          | 0         | 0         | 0         | 0.0        | 0.0         | 0        | 0        | 0        | 0        | 0        | 0        | 0        | 0        |
| NO 11/26      | 0/0        | 0          | 0         | 0         | 0         | 0.0        | 0.0         | 0        | 0        | 0        | 0        | 0        | 0        | 0        | 0        |
| @ARI 12/2     | 0/0        | 0          | 0         | 0         | 0         | 0.0        | 0.0         | 0        | 0        | 0        | 0        | 0        | 0        | 0        | 0        |
| PHI 12/10     | 0/0        | 0          | 0         | 0         | 0         | 0.0        | 0.0         | 0        | 0        | 0        | 0        | 0        | 0        | 0        | 0        |
| @SEA 12/17    | 0/0        | 0          | 0         | 0         | 0         | 0.0        | 0.0         | 0        | 0        | 0        | 0        | 0        | 0        | 0        | 0        |
| @TEN 12/24    | 0/0        | 0          | 0         | 0         | 0         | 0.0        | 0.0         | 0        | 0        | 0        | 0        | 0        | 0        | 0        | 0        |
| SF 12/31      | 0/0        | 0          | 0         | 0         | 0         | 0.0        | 0.0         | 0        | 0        | 0        | 0        | 0        | 0        | 0        | 0        |
| <b>TOTALS</b> | <b>5-2</b> | <b>7/7</b> | <b>65</b> | <b>36</b> | <b>29</b> | <b>2.0</b> | <b>18.0</b> | <b>0</b> | <b>0</b> | <b>0</b> | <b>0</b> | <b>4</b> | <b>0</b> | <b>0</b> | <b>0</b> |

## 2016 LOS ANGELES RAMS

| Game          | W/L         | P/S          | T          | S          | A         | Sk         | Yds      | Int      | Yds       | Lg       | TD       | PD        | FF       | FR       | Yds      |
|---------------|-------------|--------------|------------|------------|-----------|------------|----------|----------|-----------|----------|----------|-----------|----------|----------|----------|
| @SF 9/12      | L           | 1/1          | 16         | 11         | 5         | 0.0        | 0        | 0        | 0         | 0        | 0        | 1         | 0        | 0        | 0        |
| SEA 9/18      | W           | 1/1          | 11         | 10         | 1         | 0.0        | 0        | 0        | 0         | 0        | 0        | 1         | 1        | 1        | 0        |
| @TB 9/25      | W           | 2/2          | 12         | 6          | 6         | 0.0        | 0        | 0        | 0         | 0        | 0        | 2         | 0        | 0        | 0        |
| @ARI 10/2     | W           | 1/1          | 8          | 7          | 1         | 0.0        | 0        | 0        | 0         | 0        | 0        | 1         | 0        | 0        | 0        |
| BUF 10/9      | L           | 1/1          | 10         | 8          | 3         | 0.0        | 0        | 0        | 0         | 0        | 0        | 2         | 0        | 0        | 0        |
| @DET 10/16    | L           | 1/1          | 11         | 9          | 2         | 0.0        | 0        | 0        | 0         | 0        | 0        | 0         | 0        | 0        | 0        |
| NYG 10/23     | L           | 1/1          | 10         | 9          | 1         | 0.0        | 0        | 0        | 0         | 0        | 0        | 0         | 0        | 0        | 0        |
| CAR 11/6      | L           | 1/1          | 10         | 8          | 2         | 0.0        | 0        | 0        | 0         | 0        | 0        | 0         | 0        | 0        | 0        |
| @NYJ 11/13    | W           | 1/1          | 11         | 7          | 4         | 0.0        | 0        | 1        | 7         | 7        | 0        | 1         | 0        | 0        | 0        |
| MIA 11/20     | L           | 1/1          | 13         | 10         | 3         | 0.0        | 0        | 0        | 0         | 0        | 0        | 0         | 0        | 0        | 0        |
| @NO 11/27     | L           | 1/1          | 13         | 11         | 2         | 0.0        | 0        | 0        | 0         | 0        | 0        | 2         | 0        | 0        | 0        |
| @NE 12/4      | L           | 1/1          | 12         | 9          | 3         | 0.0        | 0        | 0        | 0         | 0        | 0        | 0         | 0        | 0        | 0        |
| ATL 12/11     | L           | 1/1          | 8          | 6          | 2         | 0.0        | 0        | 0        | 0         | 0        | 0        | 0         | 0        | 0        | 0        |
| @SEA 12/15    | L           | 1/1          | 7          | 6          | 1         | 0.0        | 0        | 1        | 8         | 8        | 0        | 2         | 0        | 0        | 0        |
| SF 12/24      | L           | 1/1          | 12         | 10         | 2         | 0.0        | 0        | 0        | 0         | 0        | 0        | 2         | 0        | 0        | 0        |
| ARI 1/1/17    | L           | 1/1          | 7          | 5          | 2         | 0.0        | 0        | 0        | 0         | 0        | 0        | 2         | 0        | 0        | 0        |
| <b>TOTALS</b> | <b>4-12</b> | <b>16/16</b> | <b>171</b> | <b>132</b> | <b>39</b> | <b>0.0</b> | <b>0</b> | <b>2</b> | <b>15</b> | <b>8</b> | <b>0</b> | <b>16</b> | <b>1</b> | <b>1</b> | <b>0</b> |

## 2015 ST. LOUIS RAMS

| Game         | W/L        | P/S        | T         | S         | A        | Sk                                   | Yds        | Int      | Yds      | Lg       | TD       | PD       | FF       | FR       | Yds      |
|--------------|------------|------------|-----------|-----------|----------|--------------------------------------|------------|----------|----------|----------|----------|----------|----------|----------|----------|
| SEA 9/13     | W          | 1/1        | 11        | 8         | 3        | 0                                    | 0.0        | 0        | 0        | 0        | 0        | 0        | 0        | 0        | 0        |
| @WAS 9/20    | L          | 1/1        | 18        | 15        | 3        | 0                                    | 0.0        | 0        | 0        | 0        | 0        | 0        | 0        | 0        | 0        |
| PIT 9/27     | L          | 1/1        | 15        | 12        | 3        | 2.0                                  | 9.0        | 0        | 0        | 0        | 0        | 0        | 0        | 0        | 0        |
| @ARI 10/4    | W          | 1/1        | 11        | 11        | 0        | 0                                    | 0.0        | 0        | 0        | 0        | 0        | 0        | 0        | 0        | 0        |
| @GB 10/11    | L          |            |           |           |          | Inactive                             |            |          |          |          |          |          |          |          |          |
| CLE 10/25    | W          |            |           |           |          | Inactive                             |            |          |          |          |          |          |          |          |          |
| SF 11/1      | W          |            |           |           |          | Injured reserve/designated to return |            |          |          |          |          |          |          |          |          |
| @MIN 11/8    | L          |            |           |           |          | Injured reserve/designated to return |            |          |          |          |          |          |          |          |          |
| CHI 11/15    | L          |            |           |           |          | Injured reserve/designated to return |            |          |          |          |          |          |          |          |          |
| @BAL 11/22   | L          |            |           |           |          | Injured reserve/designated to return |            |          |          |          |          |          |          |          |          |
| @CIN 11/29   | L          |            |           |           |          | Injured reserve/designated to return |            |          |          |          |          |          |          |          |          |
| ARI 12/6     | L          |            |           |           |          | Injured reserve/designated to return |            |          |          |          |          |          |          |          |          |
| DET 12/13    | W          |            |           |           |          | Injured reserve/designated to return |            |          |          |          |          |          |          |          |          |
| TB 12/17     | W          |            |           |           |          | Injured reserve/designated to return |            |          |          |          |          |          |          |          |          |
| @SEA 12/27   | W          |            |           |           |          | Injured reserve/designated to return |            |          |          |          |          |          |          |          |          |
| @SF 1/3      | L          |            |           |           |          | Injured reserve/designated to return |            |          |          |          |          |          |          |          |          |
| <b>Total</b> | <b>7-9</b> | <b>4/4</b> | <b>55</b> | <b>46</b> | <b>9</b> | <b>2.0</b>                           | <b>9.0</b> | <b>0</b> | <b>0</b> | <b>0</b> | <b>0</b> | <b>0</b> | <b>0</b> | <b>0</b> | <b>0</b> |

## 2014 ST. LOUIS RAMS

| Game         | W/L         | P/S          | T          | S          | A         | Sk         | Yds      | Int      | Yds       | Lg        | TD       | PD        | FF       | FR       | Yds      |
|--------------|-------------|--------------|------------|------------|-----------|------------|----------|----------|-----------|-----------|----------|-----------|----------|----------|----------|
| MIN 9/7      | L           | 1/1          | 7          | 4          | 3         | 0.0        | 5        | 0        | 0         | 0         | 0        | 1         | 0        | 0        | 0        |
| @TB 9/14     | W           | 1/1          | 8          | 5          | 3         | 0.0        | 0        | 0        | 0         | 0         | 0        | 0         | 0        | 0        | 0        |
| DAL 9/21     | L           | 1/1          | 14         | 10         | 4         | 0.0        | 0        | 0        | 0         | 0         | 0        | 0         | 0        | 1        | 0        |
| PHI 10/5     | L           | 1/1          | 12         | 11         | 1         | 0.0        | 0        | 0        | 0         | 0         | 0        | 0         | 0        | 1        | 0        |
| SF 10/13     | L           | 1/1          | 7          | 7          | 0         | 0.0        | 0        | 0        | 0         | 0         | 0        | 0         | 0        | 0        | 0        |
| SEA 10/19    | W           | 1/1          | 10         | 6          | 4         | 0.0        | 0        | 0        | 0         | 0         | 0        | 0         | 0        | 0        | 0        |
| @KC 10/26    | L           | 1/1          | 11         | 5          | 6         | 0.0        | 0        | 0        | 0         | 0         | 0        | 0         | 0        | 0        | 0        |
| @SF 11/2     | W           | 1/1          | 10         | 4          | 6         | 0.0        | 0        | 0        | 0         | 0         | 0        | 0         | 1        | 0        | 0        |
| @ARI 11/9    | L           | 1/1          | 12         | 6          | 6         | 0.0        | 0        | 1        | 44        | 44        | 0        | 2         | 1        | 0        | 0        |
| DEN 11/16    | W           | 1/1          | 12         | 10         | 2         | 0.0        | 0        | 1        | 0         | 0         | 0        | 1         | 0        | 0        | 0        |
| @SD 11/23    | L           | 1/1          | 14         | 8          | 6         | 0.0        | 0        | 0        | 0         | 0         | 0        | 0         | 0        | 0        | 0        |
| OAK 11/30    | W           | 1/1          | 10         | 8          | 2         | 0.0        | 0        | 0        | 0         | 0         | 0        | 2         | 1        | 0        | 0        |
| @WAS 12/7    | W           | 1/1          | 7          | 3          | 4         | 0.0        | 0        | 0        | 0         | 0         | 0        | 2         | 0        | 0        | 0        |
| ARI 12/11    | L           | 1/1          | 11         | 5          | 6         | 0.0        | 0        | 0        | 0         | 0         | 0        | 2         | 0        | 0        | 0        |
| NYG 12/21    | L           | 1/1          | 13         | 11         | 2         | 0.0        | 0        | 0        | 0         | 0         | 0        | 0         | 0        | 0        | 0        |
| @SEA 12/28   | L           | 1/1          | 11         | 7          | 4         | 0.0        | 0        | 0        | 0         | 0         | 0        | 0         | 1        | 0        | 0        |
| <b>TOTAL</b> | <b>6-10</b> | <b>16/16</b> | <b>169</b> | <b>110</b> | <b>59</b> | <b>0.0</b> | <b>0</b> | <b>2</b> | <b>44</b> | <b>44</b> | <b>0</b> | <b>11</b> | <b>5</b> | <b>0</b> | <b>0</b> |

## 2013 ST. LOUIS RAMS

| Game         | W/L        | P/S          | T          | S          | A         | Sk         | Yds        | Int      | Yds        | Lg         | TD       | PD       | FF       | FR       | Yds      |
|--------------|------------|--------------|------------|------------|-----------|------------|------------|----------|------------|------------|----------|----------|----------|----------|----------|
| ARI 9/8      | W          | 1/1          | 11         | 9          | 2         | 0.0        | 0          | 0        | 0          | 0          | 0        | 1        | 0        | 0        | 0        |
| @ATL 9/15    | L          | 1/1          | 9          | 8          | 1         | 0.0        | 0          | 0        | 0          | 0          | 0        | 2        | 0        | 0        | 0        |
| @DAL 9/22    | L          | 1/1          | 10         | 7          | 3         | 0.0        | 0          | 0        | 0          | 0          | 0        | 0        | 0        | 0        | 0        |
| SF 9/26      | L          | 1/1          | 11         | 9          | 2         | 0.0        | 0          | 0        | 0          | 0          | 0        | 0        | 1        | 0        | 0        |
| JAC 10/6     | W          | 1/1          | 7          | 6          | 1         | 0.0        | 0          | 0        | 0          | 0          | 0        | 1        | 0        | 0        | 0        |
| @HOU 10/13   | W          | 1/1          | 11         | 10         | 1         | 0.0        | 0          | 1        | 98t        | 98t        | 1        | 0        | 1        | 0        | 0        |
| @CAR 10/20   | L          | 1/1          | 7          | 6          | 1         | 0.0        | 0          | 0        | 0          | 0          | 0        | 0        | 0        | 0        | 0        |
| SEA 10/28    | L          | 1/1          | 3          | 2          | 1         | 0.0        | 0          | 0        | 0          | 0          | 0        | 0        | 0        | 0        | 0        |
| TEN 11/3     | L          | 1/1          | 7          | 6          | 1         | 0.0        | 0          | 0        | 0          | 0          | 0        | 1        | 0        | 0        | 0        |
| @IND 11/10   | W          | 1/1          | 6          | 5          | 1         | 0.0        | 0          | 0        | 0          | 0          | 0        | 1        | 0        | 0        | 0        |
| CHI 11/24    | W          | 1/1          | 15         | 10         | 5         | 0.0        | 0          | 0        | 0          | 0          | 0        | 0        | 0        | 0        | 0        |
| @SF 12/1     | L          | 1/1          | 12         | 9          | 3         | 0.0        | 0          | 0        | 0          | 0          | 0        | 0        | 1        | 0        | 0        |
| @ARI 12/8    | L          | 1/1          | 12         | 10         | 2         | 1.0        | 7          | 0        | 0          | 0          | 0        | 0        | 1        | 0        | 0        |
| NO 12/15     | W          | 1/1          | 13         | 10         | 3         | 0.0        | 0          | 0        | 0          | 0          | 0        | 1        | 0        | 0        | 0        |
| TB 12/22     | W          | 1/1          | 10         | 9          | 1         | 0.5        | 1.5        | 0        | 0          | 0          | 0        | 2        | 0        | 0        | 0        |
| @SEA 12/29   | L          | 1/1          | 11         | 8          | 3         | 0.0        | 0          | 0        | 0          | 0          | 0        | 1        | 0        | 0        | 0        |
| <b>TOTAL</b> | <b>7-9</b> | <b>16/16</b> | <b>155</b> | <b>124</b> | <b>31</b> | <b>1.5</b> | <b>8.5</b> | <b>1</b> | <b>98t</b> | <b>98t</b> | <b>1</b> | <b>7</b> | <b>7</b> | <b>0</b> | <b>0</b> |









# 94 | ROBERT QUINN

|             |                     |
|-------------|---------------------|
| Position:   | Defensive End       |
| Ht./Wt.:    | 6-4/250             |
| Birth Date: | 5/18/90             |
| Hometown:   | Ladson, S.C.        |
| Experience: | 7th year (7th Rams) |
| Acquired:   | D1-2011             |



Career GP/GS (Playoffs): 87/69 (0/0)

**TRANSACTIONS:** Re-signed with the Rams (9/13/14)...drafted in the first round (14th overall) in the 2011 NFL Draft by the St. Louis Rams.

**PRO:** Six-year pro has played in 87 games with 69 starts...named to the 2014 and 2015 Pro Bowls, earned team-captain honor in 2014...also earned First-Team All-Pro honors following the 2013 and 2014 seasons...named Pro Football Writers of America 2013 Defensive Player of the Year...notched 19.0 sacks during 2013 season, second-best in the NFL...2013 sack total set a new franchise record, topping Kevin Carter's 17.0 in 1999... posted career statistics of 219 tackles (135 solo), 56.5 sacks, 12 passes defended, 18 forced fumbles and two fumble recoveries.



**2017 SEASON: Week 7 vs Arizona (10/22):** Started at outside linebacker...recorded one tackle and one quarterback hit...**Week 6 at Jacksonville (10/15):** Started at outside linebacker...tallied three tackles (two solo)...Recorded one quarterback hit and one pass defended...**Week 5 vs. Seattle (10/8):** Started at outside linebacker...recorded four tackles (two solo)...tallied one sack and one tackle for loss...**Week 4 at Dallas (10/1):** Started at outside linebacker...recorded two tackles (one solo)...**Week 3 at San Francisco (9/21):** Started at outside linebacker...recorded one assisted tackle...**Week 2 vs. Washington (9/17):** Started at outside linebacker...recorded 0.5 sack, marking his second consecutive game with a sack...according to press box statistics, registered two tackles (one solo) and one hit on the quarterback...**Week 1 vs. Indianapolis (9/10):** Started at outside linebacker... tallied two tackles, both for losses, including one sack.

**2016 SEASON:** Finished with four sacks and forced two fumbles in nine games before being placed on injured reserved (12/15/16)...started eight games at defensive end...**at San Francisco (9/12):** Started at defensive end...recorded four tackles (two solo)...**vs Seattle (9/18):** Registered a strip-sack on Seattle QB Russell Wilson...also recorded one solo tackle...credited with four quarterback hurries...**at Tampa Bay (9/25):** Recorded a strip-sack for a 10-yard loss on QB Jamies Winston...had two quarterback hurries and two quarterback pressures...Quinn sealed the win by tackling Winston on 10-yard scramble on the final play of the game, and now has a strip-sack in back-to-back games...since the start of the 2012 season, has forced 18 fumbles, the highest total in the NFL in that time frame...**at Arizona (10/2):** Pressured the quarterback four times...contributed to a defense that has seven forced fumbles and three interceptions on the season...**at New York Jets (11/13):** Tallied three tackles (one solo)...recorded two passes defended...**vs. Miami (11/20):** Recorded his third sack of the season, 53rd of his career, on QB Ryan Tannehill for a 10-yard loss...**at New Orleans (11/27):** Recorded one tackle and sacked QB Drew Brees for a six yard loss, his fourth of the season and 54th of his career.

**Most Sacks by a Ram in a Season in Franchise History**

Robert Quinn, 19.0, 2013  
Kevin Carter, 17.0, 1999  
Leonard Little, 14.5, 2001  
*\*Since the sack became an official stat in 1982.*

**2015 SEASON:** Notched 5.0 sacks in eight games before being placed on reserve/injured (12/17/15)...**vs. San Francisco (11/1):** Sacked QB Colin Kaepernick for five yards...also tallied two solo tackles and two passes defended...**at Green Bay (10/11):** Sacked QB Aaron Rodgers and made six tackles (five solo)...forced his league-leading third fumble of the season...**vs. Pittsburgh (9/27):** Recorded 1.0 sack for 11 yards and forced a fumble...leads the NFL in forced fumbles since 2013 with 14...also had one solo tackle...**at Washington (9/20):** Made five tackles (one solo) and forced a fumble...**vs. Seattle (9/13):** Started at defensive end... recorded 2.0 sacks for five yards...also made three tackles (two solo), two quarterback pressures and two hits on the quarterback.

**2014 SEASON:** Nominated to second-consecutive Pro Bowl and First-Team All-Pro honors...garnered 61 tackles (42 solo), 10.5 sacks, and led the team in forced fumbles with seven...marked third consecutive season with at least 10-plus sacks...finished the season with a team-leading 24 quaterback hits and second on the team with 37 quarterback pressures...**vs. Minnesota (9/7):** Tallied two tackles (one solo), two quarterback pressures and four hits on the quarterback...**at Tampa Bay (9/14):** Registered six tackles (four solo)...added two pressures and two hits on the quarterback...**vs. Seattle (10/19):** Recorded his first sack of the season on QB Russell Wilson...also made six tackles (four solo), two quarterback pressures and one hit on the quarterback...**at Kansas City (10/26):** Forced QB Alex Smith to fumble, marked his first forced fumble of the season...also had two sacks on Smith, in back-to-back plays...the last time Quinn posted sacks in back-to-back plays was against Seattle (10/28/13) when he took down QB Russell Wilson two times to end the half...marked his second consecutive game with a sack and first multi-sack game of the year...recorded six tackles (four solo, one quarterback hit and one pressure...**at San Francisco (11/2):** Registered 2.0 sacks on QB Colin Kaepernick...also forced Kaepernick to fumble and it was recovered by DE Eugene Sims, which helped set up the Rams' three-play scoring drive...marked his second consecutive game with 2.0 sacks and third consecutive game with

a sack...also had four tackles (three solo)...**at Arizona (11/9):** Started at defensive end...notched a sack on QB Carson Palmer...marked his fourth consecutive game with at least 1.0 sack...also recorded five tackles (three solo), four quarterback pressures and one hit on the quarterback...**at San Diego (11/23):** Had one assisted tackle and a season-high six quarterback pressures...also recorded two hits on the quarterback and one pass defended...**vs. Oakland (11/30):** Recorded 3.0 sacks...marked his only 3.0 sack performance of the season and fifth career game with at least 3.0 sacks...his second sack was paired with a caused fumble, which was recovered by DE Chris Long...added a second forced fumble...also had five solo tackles...**at Washington (12/7):** Split a sack on QB Colt McCoy with LB James Laurinaitis and recorded a solo sack...to push his season total to 10.5 sacks this season and 45.0 for his career...notched three tackles (two solo), one pass defended and two forced fumbles...**vs. New York Giants (12/21):** Notched five tackles (four solo), two quarterback pressures and one hit on the quarterback.

**2013 SEASON:** Started 16 games...tallied 57 tackles (41 solo), 19.0 sacks, seven forced fumbles, two fumble recoveries...named 2014 Pro Bowl captain, also earned First-Team All-Pro honors and Pro Football Writers of America Defensive Player of the Year...tallied five multi-sack games, including three contests in which he recorded 3.0 sacks...voted by teammates as the Daniel F. Reeves Award recipient, Rams' team award for most valuable player...**vs. Arizona (9/8):** Put together an defensive performance featuring 3.0 sacks, tying his single game record...also forced two fumbles...added two assisted tackles in season opener...named defensive player of the week...**at Atlanta (9/15):** Recorded five solo tackles, including three for loss...added 1.0 sack, his second consecutive game with a sack...**vs. San Francisco (9/26):** Recorded two tackles (one solo)...added 1.0 sack...**at Houston (10/13):** Tallied 1.0 sack, bringing his season total to 6.0...also forced one fumble...**at Carolina (10/20):** Recorded 1.0 sack for a season total of 7.0...added five tackles (four solo)...**vs. Seattle (10/28):** Notched 3.0 sacks for a season total of 10.0...added three tackles (one solo)...**at Indianapolis (11/10):** Sacked Colts QB Andrew Luck twice for a total loss of 24 yards and a season total of 12.0 sacks...forced Luck to fumble, was recovered by DE Chris Long and returned 45 yards for a score...added two tackles (one solo)...**vs. Chicago (11/24):** Sacked Bears QB Josh McCown, stripped the ball and returned the fumble 31 yards for a touchdown...marks first career touchdown...added five tackles (three solo) and seven quarterback pressures...**vs. New Orleans (12/15):** Notched 2.0 sacks for a season total of 15.0...continues to lead the NFC in sacks...forced QB Drew Brees to fumble early in the second quarter...stripped Brees of the ball a second time and recovered the fumble...gives him an NFL-leading eight forced fumbles...marks his second fumble recovery of the season...added six tackles (four solo), including one for loss...tallied four quarterback pressures and three hits on Brees, including one that altered the pass and led to a T.J. McDonald interception in the first quarter...**vs. Tampa Bay (12/22):** Recorded 3.0 sacks for a season total of 18.0...set a franchise record for most sacks in a single season surpassing Kevin Carter's 1999 record of 17.0...leads the NFL in sacks...marks his third game with 3.0 sacks this season...added three solo tackles, including one for loss...tallied two quarterback hits and one pressure on Tampa Bay's Mike Glennon...**at Seattle (12/29):** Notched 1.0 sack for a season total of 19.0...added four tackles, including three for loss.

**2012 SEASON:** Finished second NFL season with 10.5 sacks, second among Rams...also second among Rams with 25 quarterback pressures and 17 quarterback hits...had 40 total tackles...**at Detroit (9/9):** Recorded one sack for a loss of nine yards, marking the Rams' first sack of the season and the sixth of his career...tallied four tackles (three solo)...**vs. Washington (9/16):** Posted one sack for a loss of nine yards, marking his second consecutive game with at least one sack...leads the Rams in sacks with two...added five tackles (three solo)...**vs. Seattle (9/30):** Notched his third sack of the season after taking down QB Russell Wilson on a third down play in the fourth quarter for an 8-yard loss...led the Rams in sacks...added two solo tackles...**vs. Arizona (10/4):** Posted a new career high in single-game sacks with three for a combined loss of 19 yards...forced a fumble in the fourth quarter to seal the Rams' 17-3 win, marking the Rams' first forced fumble of the season and the second of his career...finished first on the defensive line in tackles with six (two solo) and added one pass defended...**vs. Green Bay (10/21):** Started at right defensive end...sacked Packers' QB Aaron Rodgers for a four yard loss in Green Bay's opening drive, marked his seventh sack of the season and 12th career...also recorded one assisted tackle...**at San Francisco (11/11):** Started at right defensive end...led the team with 1.5 sacks alongside rookie defensive tackle Michael Brockers...**at Buffalo (12/9):** Started at right defensive end...recorded two tackles (one solo)...logged one sack for a loss of nine after taking down QB Ryan Fitzpatrick on the Bills' final drive of the game...**at Seattle (12/30):** Started at right defensive end...pushed his season sack total to 10.5 after bringing down Seattle QB Russell Wilson for a loss of two yards...with the sack, he and fellow defensive lineman Chris Long became the first pair of Rams to record double-digit sack numbers in



a single season since Grant Wistrom and Kevin Carter generated 11 and 10 sacks, respectively, in 2000...also recorded two assisted tackles.

**2011 SEASON:** Tallied five sacks in rookie campaign...also made 20 tackles (nine solo)...**at New York Giants (9/19):** Made his NFL debut, seeing action on defense and special teams...sacked Giant's QB Eli Manning for a loss of eight yards...recorded two tackles (one solo)...**vs. New Orleans (10/30):** Played on defense and special teams...blocked a Thomas Morstead punt to give St. Louis the ball at the New Orleans 15-yard line and set up a touchdown run by Steven Jackson two plays later...also recorded second sack of the season...made one solo tackle on defense and caused one fumble...**at Arizona (11/6):** Played on defense and special teams...tallied his third sack of the season when he dropped QB John Skelton for a loss of nine yards...second consecutive game with a sack...**vs. Seattle (11/20):** Saw action on defense and special teams...recorded his fourth sack of the season when he dropped QB Tarvaris Jackson...also partially deflected a punt in the first quarter...**vs. Arizona (11/27):** Saw action on defense and special teams...notched his fifth sack of the season...marked back-to-back games with at least one sack for the second time of the season...**vs. Cincinnati (12/18):** Made his first NFL start at right defensive end...partially blocked a punt in the second quarter that traveled just 21 yards...marked the third time this season he has deflected or blocked a punt.

**PERSONAL:** Attended Fort Dorchester High School (Ladson, S.C.)...senior season was shortened, but had 54 tackles with five sacks, 10 TFL and 21 quarterback hurries before surgery...member of South Carolina's Shrine Bowl team and the U.S. Army All-American Game...All-American choice by SuperPrep and Tom Lemming...member of the Atlanta Journal-Constitution Super Southern 100...ranked the seventh-best player in South Carolina by SuperPrep...rated the 11th-best defensive end in the



country by ESPN.com...rated a four-star prospect by Rivals.com, as that recruiting service listed him as the 18th-best strong-side defensive end in the country, and the 10th-best recruit in the state of South Carolina... given a four-star rating by Scout.com, who ranked him as the 19th-best defensive end in the country... three-time defending state heavyweight champion for the Fort Dorchester wrestling squad...son of Maria and James Quinn...nickname is "El Roy"...participated in many community events, including Rob Quinn's Pro's Strike for Africa Bowling Event, Make-A-Wish Celebrity Server Dinner, Urban League Turkey Distribution, Ronald McDonald House Charities and Big Plays Little Wishes to benefit Big Brothers Big Sisters.

## ROBERT QUINN NFL STATISTICS

| Year         | Team | Tackles      |            | Interceptions |           |             |              | Fumbles  |          |          | TD       | PD        | FF        | FR       | Yds       |
|--------------|------|--------------|------------|---------------|-----------|-------------|--------------|----------|----------|----------|----------|-----------|-----------|----------|-----------|
|              |      | G/S          | Total      | Solo          | Asst      | Sk          | Yds          | Int      | Yds      | Lg       |          |           |           |          |           |
| 2011         | RAMS | 15/1         | 20         | 9             | 11        | 5.0         | 35           | 0        | 0        | 0        | 0        | 2         | 0         | 0        | 0         |
| 2012         | RAMS | 16/14        | 40         | 21            | 19        | 10.5        | 61           | 0        | 0        | 0        | 0        | 1         | 1         | 0        | 0         |
| 2013         | RAMS | 16/16        | 57         | 41            | 16        | 19.0        | 145          | 0        | 0        | 0        | 0        | 0         | 7         | 2        | 33        |
| 2014         | RAMS | 16/16        | 61         | 42            | 19        | 10.5        | 73           | 0        | 0        | 0        | 0        | 4         | 5         | 0        | 0         |
| 2015         | RAMS | 8/7          | 19         | 12            | 7         | 5.0         | 23           | 0        | 0        | 0        | 0        | 3         | 3         | 0        | 0         |
| 2016         | RAMS | 9/8          | 12         | 5             | 7         | 4.0         | 33.0         | 0        | 0        | 0        | 0        | 2         | 2         | 0        | 0         |
| 2017         | RAMS | 7/7          | 15         | 9             | 6         | 2.5         | 20.5         | 0        | 0        | 0        | 0        | 1         | 0         | 0        | 0         |
| <b>Total</b> |      | <b>87/69</b> | <b>224</b> | <b>139</b>    | <b>85</b> | <b>56.5</b> | <b>390.5</b> | <b>0</b> | <b>0</b> | <b>0</b> | <b>0</b> | <b>13</b> | <b>18</b> | <b>2</b> | <b>33</b> |

**SINGLE GAME HIGHS**  
 Total Tackles – 6, many times, last at Green Bay (10/11/15)  
 Solo Tackles – 5, four times, last at Green Bay (10/11/15)  
 Sacks – 3.0, many times, last vs. Oakland (11/30/14)

## ROBERT QUINN GAME-BY-GAME STATISTICS

### 2017 LOS ANGELES RAMS

| Game          | W/L        | P/S        | T         | S        | A        | Sk         | Yds         | Int      | Yds      | Lg       | TD       | PD       | FF       | FR       | Yds      |
|---------------|------------|------------|-----------|----------|----------|------------|-------------|----------|----------|----------|----------|----------|----------|----------|----------|
| IND 9/10      | W          | 1/1        | 2         | 2        | 0        | 1.0        | 7.0         | 0        | 0        | 0        | 0        | 0        | 0        | 0        | 0        |
| WAS 9/17      | L          | 1/1        | 2         | 1        | 1        | 0.5        | 5.5         | 0        | 0        | 0        | 0        | 0        | 0        | 0        | 0        |
| @SF 9/21      | W          | 1/1        | 1         | 0        | 1        | 0.0        | 0.0         | 0        | 0        | 0        | 0        | 0        | 0        | 0        | 0        |
| @DAL 10/1     | W          | 1/1        | 2         | 1        | 1        | 0.0        | 0.0         | 0        | 0        | 0        | 0        | 0        | 0        | 0        | 0        |
| SEA 10/8      | L          | 1/1        | 4         | 2        | 2        | 1.0        | 8.0         | 0        | 0        | 0        | 0        | 0        | 0        | 0        | 0        |
| @JAC 10/15    | W          | 1/1        | 3         | 2        | 1        | 0.0        | 0.0         | 0        | 0        | 0        | 0        | 1        | 0        | 0        | 0        |
| ARI 10/22     | W          | 1/1        | 1         | 1        | 0        | 0.0        | 0.0         | 0        | 0        | 0        | 0        | 0        | 0        | 0        | 0        |
| @NYG 11/5     | 0/0        | 0/0        | 0         | 0        | 0        | 0.0        | 0.0         | 0        | 0        | 0        | 0        | 0        | 0        | 0        | 0        |
| HOU 11/12     | 0/0        | 0/0        | 0         | 0        | 0        | 0.0        | 0.0         | 0        | 0        | 0        | 0        | 0        | 0        | 0        | 0        |
| @MIN 11/19    | 0/0        | 0/0        | 0         | 0        | 0        | 0.0        | 0.0         | 0        | 0        | 0        | 0        | 0        | 0        | 0        | 0        |
| NO 11/26      | 0/0        | 0/0        | 0         | 0        | 0        | 0.0        | 0.0         | 0        | 0        | 0        | 0        | 0        | 0        | 0        | 0        |
| @ARI 12/2     | 0/0        | 0/0        | 0         | 0        | 0        | 0.0        | 0.0         | 0        | 0        | 0        | 0        | 0        | 0        | 0        | 0        |
| PHI 12/10     | 0/0        | 0/0        | 0         | 0        | 0        | 0.0        | 0.0         | 0        | 0        | 0        | 0        | 0        | 0        | 0        | 0        |
| @SEA 12/17    | 0/0        | 0/0        | 0         | 0        | 0        | 0.0        | 0.0         | 0        | 0        | 0        | 0        | 0        | 0        | 0        | 0        |
| @TEN 12/24    | 0/0        | 0/0        | 0         | 0        | 0        | 0.0        | 0.0         | 0        | 0        | 0        | 0        | 0        | 0        | 0        | 0        |
| SF 12/31      | 0/0        | 0/0        | 0         | 0        | 0        | 0.0        | 0.0         | 0        | 0        | 0        | 0        | 0        | 0        | 0        | 0        |
| <b>TOTALS</b> | <b>5/2</b> | <b>7/7</b> | <b>15</b> | <b>9</b> | <b>6</b> | <b>2.5</b> | <b>20.5</b> | <b>0</b> | <b>0</b> | <b>0</b> | <b>0</b> | <b>1</b> | <b>0</b> | <b>0</b> | <b>0</b> |

### 2016 LOS ANGELES RAMS

| Game          | W/L         | P/S        | T         | S        | A        | Sk         | Yds       | Int             | Yds      | Lg       | TD       | PD       | FF       | FR       | Yds      |
|---------------|-------------|------------|-----------|----------|----------|------------|-----------|-----------------|----------|----------|----------|----------|----------|----------|----------|
| @SF 9/12*     | L           | 1/1        | 4         | 2        | 2        | 0.0        | 0         | 0               | 0        | 0        | 0        | 0        | 0        | 0        | 0        |
| SEA 9/18      | W           | 1/1        | 1         | 1        | 0        | 1.0        | 7         | 0               | 0        | 0        | 0        | 0        | 0        | 1        | 0        |
| @TB 9/25      | W           | 1/1        | 1         | 1        | 0        | 1.0        | 10        | 0               | 0        | 0        | 0        | 0        | 0        | 1        | 0        |
| @ARI 10/2     | W           | 1/1        | 0         | 0        | 0        | 0.0        | 0         | 0               | 0        | 0        | 0        | 0        | 0        | 0        | 0        |
| BUF 10/9      | L           |            |           |          |          |            |           | Inactive        |          |          |          |          |          |          |          |
| @DET 10/16    | L           |            |           |          |          |            |           | Inactive        |          |          |          |          |          |          |          |
| NYG 10/23     | L           | 1/0        | 1         | 0        | 1        | 0.0        | 0         | 0               | 0        | 0        | 0        | 0        | 0        | 0        | 0        |
| CAR 11/6      | L           | 1/1        | 1         | 0        | 1        | 0.0        | 0         | 0               | 0        | 0        | 0        | 0        | 0        | 0        | 0        |
| @NYJ 11/13    | W           | 1/1        | 3         | 1        | 2        | 0.0        | 0         | 0               | 0        | 0        | 0        | 2        | 0        | 0        | 0        |
| MIA 11/20     | L           | 1/1        | 0         | 0        | 0        | 1.0        | 10        | 0               | 0        | 0        | 0        | 0        | 0        | 0        | 0        |
| @NO 11/27     | L           | 1/1        | 1         | 0        | 1        | 1.0        | 6         | 0               | 0        | 0        | 0        | 0        | 0        | 0        | 0        |
| @NE 12/4      | L           |            |           |          |          |            |           | Inactive        |          |          |          |          |          |          |          |
| ATL 12/11     | L           |            |           |          |          |            |           | Inactive        |          |          |          |          |          |          |          |
| @SEA 12/15    | L           |            |           |          |          |            |           | Injured Reserve |          |          |          |          |          |          |          |
| SF 12/24      | L           |            |           |          |          |            |           | Injured Reserve |          |          |          |          |          |          |          |
| ARI 11/17     | L           |            |           |          |          |            |           | Injured Reserve |          |          |          |          |          |          |          |
| <b>TOTALS</b> | <b>4-12</b> | <b>9/8</b> | <b>12</b> | <b>5</b> | <b>7</b> | <b>4.0</b> | <b>33</b> | <b>0</b>        | <b>0</b> | <b>0</b> | <b>0</b> | <b>2</b> | <b>2</b> | <b>0</b> | <b>0</b> |

### 2015 ST. LOUIS RAMS

| Game         | W/L        | P/S        | T         | S         | A        | Sk         | Yds       | Int             | Yds      | Lg       | TD       | PD       | FF       | FR       | Yds      |
|--------------|------------|------------|-----------|-----------|----------|------------|-----------|-----------------|----------|----------|----------|----------|----------|----------|----------|
| SEA 9/13     | W          | 1/1        | 3         | 2         | 1        | 2.0        | 5         | 0               | 0        | 0        | 0        | 0        | 0        | 0        | 0        |
| @WASH 9/20   | L          | 1/1        | 5         | 1         | 4        | 0.0        | 0         | 0               | 0        | 0        | 0        | 1        | 0        | 0        | 0        |
| PIT 9/27     | L          | 1/1        | 1         | 1         | 0        | 1.0        | 11        | 0               | 0        | 0        | 0        | 0        | 1        | 0        | 0        |
| @ARI 10/4    | W          | 1/1        | 2         | 1         | 1        | 0.0        | 0         | 0               | 0        | 0        | 1        | 0        | 0        | 0        | 0        |
| @GB 10/11    | L          | 1/1        | 6         | 5         | 1        | 1.0        | 2         | 0               | 0        | 0        | 0        | 1        | 0        | 0        | 0        |
| CLE 10/25    | W          | 1/1        | 0         | 0         | 0        | 0.0        | 0         | 0               | 0        | 0        | 0        | 0        | 0        | 0        | 0        |
| SF 11/1      | W          | 1/1        | 2         | 2         | 0        | 1.0        | 5         | 0               | 0        | 0        | 2        | 0        | 0        | 0        | 0        |
| @MIN 11/8    | L          | 0/0        |           |           |          |            |           | Inactive        |          |          |          |          |          |          |          |
| CHI 11/15    | L          | 1/0        | 0         | 0         | 0        | 0.0        | 0         | 0               | 0        | 0        | 0        | 0        | 0        | 0        | 0        |
| @BAL 11/22   | L          | 0/0        |           |           |          |            |           | Inactive        |          |          |          |          |          |          |          |
| @CIN 11/29   | L          | 0/0        |           |           |          |            |           | Inactive        |          |          |          |          |          |          |          |
| ARI 12/6     | L          | 0/0        |           |           |          |            |           | Inactive        |          |          |          |          |          |          |          |
| DET 12/13    | W          | 0/0        |           |           |          |            |           | Injured Reserve |          |          |          |          |          |          |          |
| TB 12/17     | W          | 0/0        | 0         | 0         | 0        | 0.0        | 0         | 0               | 0        | 0        | 0        | 0        | 0        | 0        | 0        |
| @SEA 12/27   | 0/0        | 0/0        | 0         | 0         | 0        | 0.0        | 0         | 0               | 0        | 0        | 0        | 0        | 0        | 0        | 0        |
| @SF 1/3/16   | 0/0        | 0/0        | 0         | 0         | 0        | 0.0        | 0         | 0               | 0        | 0        | 0        | 0        | 0        | 0        | 0        |
| <b>TOTAL</b> | <b>6-8</b> | <b>8/7</b> | <b>19</b> | <b>12</b> | <b>7</b> | <b>5.0</b> | <b>23</b> | <b>0</b>        | <b>0</b> | <b>0</b> | <b>0</b> | <b>3</b> | <b>3</b> | <b>0</b> | <b>0</b> |

### 2014 ST. LOUIS RAMS

| Game         | W/L         | P/S          | T         | S         | A         | Sk          | Yds         | Int      | Yds      | Lg       | TD       | PD       | FF       | FR       | Yds      |
|--------------|-------------|--------------|-----------|-----------|-----------|-------------|-------------|----------|----------|----------|----------|----------|----------|----------|----------|
| MIN 9/7      | L           | 1/1          | 2         | 1         | 1         | 0.0         | 0           | 0        | 0        | 0        | 0        | 0        | 0        | 0        | 0        |
| @TB 9/14     | W           | 1/1          | 6         | 4         | 2         | 0.0         | 0           | 0        | 0        | 0        | 0        | 0        | 0        | 0        | 0        |
| DAL 9/21     | L           | 1/1          | 4         | 3         | 1         | 0.0         | 0           | 0        | 0        | 0        | 0        | 0        | 0        | 0        | 0        |
| @PHI 10/5    | L           | 1/1          | 3         | 3         | 0         | 0.0         | 0           | 0        | 0        | 0        | 0        | 0        | 0        | 0        | 0        |
| SF 10/13     | L           | 1/1          | 6         | 4         | 2         | 0.0         | 0           | 0        | 0        | 0        | 0        | 0        | 0        | 0        | 0        |
| SEA 10/19    | W           | 1/1          | 6         | 4         | 2         | 1.0         | 7.0         | 0        | 0        | 0        | 0        | 0        | 0        | 0        | 0        |
| @KC 10/26    | L           | 1/1          | 6         | 4         | 2         | 2.0         | 8.0         | 0        | 0        | 0        | 0        | 0        | 0        | 1        | 0        |
| @SF 11/2     | W           | 1/1          | 4         | 3         | 1         | 1.0         | 18          | 0        | 0        | 0        | 0        | 0        | 0        | 1        | 0        |
| @ARI 11/9    | L           | 1/1          | 5         | 3         | 2         | 1.0         | 4           | 0        | 0        | 0        | 0        | 0        | 0        | 0        | 0        |
| DEN 11/16    | W           | 1/1          | 1         | 0         | 1         | 0.0         | 0           | 0        | 0        | 0        | 0        | 2        | 0        | 0        | 0        |
| @SD 11/23    | L           | 1/1          | 1         | 0         | 1         | 0.0         | 0           | 0        | 0        | 0        | 0        | 1        | 0        | 0        | 0        |
| OAK 11/30    | W           | 1/1          | 5         | 5         | 0         | 3.0         | 24.0        | 0        | 0        | 0        | 0        | 0        | 0        | 2        | 0        |
| @WAS 12/7    | W           | 1/1          | 3         | 2         | 1         | 1.5         | 12.0        | 0        | 0        | 0        | 0        | 1        | 1        | 0        | 0        |
| ARI 12/11    | L           | 1/1          | 3         | 1         | 2         | 0.0         | 0           | 0        | 0        | 0        | 0        | 0        | 0        | 0        | 0        |
| NYG 12/21    | L           | 1/1          | 5         | 4         | 1         | 0.0         | 0           | 0        | 0        | 0        | 0        | 0        | 0        | 0        | 0        |
| @SEA 12/28   | L           | 1/1          | 1         | 1         | 0         | 0.0         | 0           | 0        | 0        | 0        | 0        | 0        | 0        | 0        | 0        |
| <b>TOTAL</b> | <b>6-10</b> | <b>16/16</b> | <b>61</b> | <b>42</b> | <b>19</b> | <b>10.5</b> | <b>73.0</b> | <b>0</b> | <b>0</b> | <b>0</b> | <b>0</b> | <b>4</b> | <b>5</b> | <b>0</b> | <b>0</b> |



# ROBERT QUINN GAME-BY-GAME STATISTICS

## 2013 ST. LOUIS RAMS

| Game       | W/L | P/S   | T  | S  | A  | Sk   | Yds | Int | Yds | Lg | TD | PD | FF | FR | Yds |
|------------|-----|-------|----|----|----|------|-----|-----|-----|----|----|----|----|----|-----|
| ARI 9/8    | W   | 1/1   | 2  | 0  | 2  | 3.0  | 17  | 0   | 0   | 0  | 0  | 0  | 2  | 0  | 0   |
| @ATL 9/15  | L   | 1/1   | 5  | 5  | 0  | 1.0  | 10  | 0   | 0   | 0  | 0  | 0  | 0  | 0  | 0   |
| @DAL 9/22  | L   | 1/1   | 4  | 2  | 2  | 0.0  | 0   | 0   | 0   | 0  | 0  | 0  | 1  | 0  | 0   |
| SF 9/26    | L   | 1/1   | 2  | 1  | 1  | 1.0  | 8   | 0   | 0   | 0  | 0  | 0  | 0  | 0  | 0   |
| JAC 10/6   | W   | 1/1   | 3  | 2  | 1  | 0.0  | 0   | 0   | 0   | 0  | 0  | 0  | 0  | 0  | 0   |
| @HOU 10/13 | W   | 1/1   | 0  | 0  | 0  | 1.0  | 7   | 0   | 0   | 0  | 0  | 0  | 1  | 0  | 0   |
| @CAR 10/20 | L   | 1/1   | 5  | 4  | 1  | 1.0  | 11  | 0   | 0   | 0  | 0  | 0  | 0  | 0  | 0   |
| SEA 10/28  | L   | 1/1   | 3  | 1  | 2  | 3.0  | 21  | 0   | 0   | 0  | 0  | 0  | 0  | 0  | 0   |
| TEN 11/3   | L   | 1/1   | 6  | 5  | 1  | 0.0  | 0   | 0   | 0   | 0  | 0  | 0  | 0  | 0  | 0   |
| @IND 11/10 | W   | 1/1   | 1  | 1  | 0  | 2.0  | 24  | 0   | 0   | 0  | 0  | 0  | 1  | 0  | 0   |
| CHI 11/24  | W   | 1/1   | 5  | 3  | 2  | 1.0  | 8   | 0   | 0   | 0  | 0  | 0  | 1  | 1  | 31t |
| @SF 12/1   | L   | 1/1   | 3  | 2  | 1  | 0.0  | 0   | 0   | 0   | 0  | 0  | 0  | 0  | 0  | 0   |
| @ARI 12/8  | L   | 1/1   | 5  | 5  | 0  | 0.0  | 0   | 0   | 0   | 0  | 0  | 0  | 0  | 0  | 0   |
| NO 12/15   | W   | 1/1   | 6  | 4  | 2  | 2.0  | 16  | 0   | 0   | 0  | 0  | 0  | 1  | 1  | 2   |
| TB 12/22   | W   | 1/1   | 3  | 3  | 0  | 3.0  | 20  | 0   | 0   | 0  | 0  | 0  | 0  | 0  | 0   |
| @SEA 12/29 | L   | 1/1   | 4  | 3  | 1  | 1.0  | 3   | 0   | 0   | 0  | 0  | 0  | 0  | 0  | 0   |
| TOTAL      | 7-9 | 16/16 | 57 | 41 | 16 | 19.0 | 145 | 0   | 0   | 0  | 0  | 0  | 7  | 2  | 33  |

## 2012 ST. LOUIS RAMS

| Game       | W/L   | P/S   | T  | S  | A  | Sk   | Yds | Int | Yds | Lg | TD | PD | FF | FR | Yds |
|------------|-------|-------|----|----|----|------|-----|-----|-----|----|----|----|----|----|-----|
| @DET 9/9   | L     | 1/1   | 4  | 3  | 1  | 1.0  | 9   | 0   | 0   | 0  | 0  | 0  | 0  | 0  | 0   |
| WAS 9/16   | W     | 1/1   | 5  | 3  | 2  | 1.0  | 9   | 0   | 0   | 0  | 0  | 0  | 0  | 0  | 0   |
| @CHI 9/23  | L     | 1/1   | 3  | 2  | 1  | 0.0  | 0   | 0   | 0   | 0  | 0  | 0  | 0  | 0  | 0   |
| SEA 9/30   | W     | 1/1   | 2  | 2  | 0  | 1.0  | 8   | 0   | 0   | 0  | 0  | 0  | 0  | 0  | 0   |
| ARI 10/4   | W     | 1/1   | 6  | 2  | 4  | 3.0  | 19  | 0   | 0   | 0  | 0  | 0  | 1  | 1  | 0   |
| @MIA 10/14 | L     | 1/1   | 1  | 0  | 1  | 0.0  | 0   | 0   | 0   | 0  | 0  | 0  | 0  | 0  | 0   |
| GB 10/21   | L     | 1/1   | 1  | 0  | 1  | 1.0  | 4   | 0   | 0   | 0  | 0  | 0  | 0  | 0  | 0   |
| NE 10/28   | L     | 1/1   | 3  | 3  | 0  | 0.0  | 0   | 0   | 0   | 0  | 0  | 0  | 0  | 0  | 0   |
| @SF 11/11  | T     | 1/1   | 0  | 0  | 0  | 1.5  | 1   | 0   | 0   | 0  | 0  | 0  | 0  | 0  | 0   |
| NYJ 11/18  | L     | 1/1   | 4  | 2  | 2  | 0.0  | 0   | 0   | 0   | 0  | 0  | 0  | 0  | 0  | 0   |
| @ARI 11/25 | W     | 1/1   | 0  | 0  | 0  | 0.0  | 0   | 0   | 0   | 0  | 0  | 0  | 0  | 0  | 0   |
| SF 12/2    | W     | 1/0   | 0  | 0  | 0  | 0.0  | 0   | 0   | 0   | 0  | 0  | 0  | 0  | 0  | 0   |
| @BUF 12/9  | W     | 1/1   | 2  | 1  | 1  | 1.0  | 9   | 0   | 0   | 0  | 0  | 0  | 0  | 0  | 0   |
| MIN 12/16  | L     | 1/0   | 3  | 1  | 2  | 0.0  | 0   | 0   | 0   | 0  | 0  | 0  | 0  | 0  | 0   |
| @TB 12/23  | W     | 1/1   | 4  | 2  | 2  | 0.0  | 0   | 0   | 0   | 0  | 0  | 0  | 0  | 0  | 0   |
| @SEA 12/30 | L     | 1/1   | 2  | 0  | 2  | 1.0  | 2   | 0   | 0   | 0  | 0  | 0  | 0  | 0  | 0   |
| TOTALS     | 7-8-1 | 16/14 | 40 | 21 | 19 | 10.5 | 61  | 0   | 0   | 0  | 0  | 0  | 1  | 1  | 0   |

## 2011 ST. LOUIS RAMS

| Game       | W/L  | P/S  | T  | S | A  | Sk  | Yds  | Int | Yds | Lg | TD | PD | FF | FR | Yds |
|------------|------|------|----|---|----|-----|------|-----|-----|----|----|----|----|----|-----|
| PHI 9/11   | L    |      |    |   |    |     |      |     |     |    |    |    |    |    |     |
| @NYG 9/19  | L    | 1/0  | 2  | 1 | 1  | 1.0 | 8.0  | 0   | 0   | 0  | 0  | 0  | 0  | 0  | 0   |
| BAL 9/25   | L    | 1/0  | 0  | 0 | 0  | 0.0 | 0.0  | 0   | 0   | 0  | 0  | 0  | 0  | 0  | 0   |
| WAS 10/2   | L    | 1/0  | 1  | 0 | 1  | 0.0 | 0.0  | 0   | 0   | 0  | 0  | 0  | 0  | 0  | 0   |
| @GB 10/16  | L    | 1/0  | 1  | 1 | 0  | 0.0 | 0.0  | 0   | 0   | 0  | 0  | 0  | 0  | 0  | 0   |
| @DAL 10/23 | L    | 1/0  | 0  | 0 | 0  | 0.0 | 0.0  | 0   | 0   | 0  | 0  | 0  | 0  | 0  | 0   |
| NO 10/30   | W    | 1/0  | 1  | 1 | 0  | 1.0 | 9.0  | 0   | 0   | 0  | 0  | 0  | 0  | 0  | 0   |
| @ARI 11/6  | L    | 1/0  | 2  | 1 | 1  | 1.0 | 9.0  | 0   | 0   | 0  | 0  | 0  | 0  | 0  | 0   |
| @CLE 11/13 | W    | 1/0  | 1  | 0 | 1  | 0.0 | 0.0  | 0   | 0   | 0  | 0  | 0  | 0  | 0  | 0   |
| SEA 11/20  | L    | 1/0  | 4  | 3 | 1  | 1.0 | 9.0  | 0   | 0   | 0  | 0  | 0  | 0  | 0  | 0   |
| ARI 11/27  | L    | 1/0  | 0  | 0 | 0  | 1.0 | 0.0  | 0   | 0   | 0  | 0  | 0  | 0  | 0  | 0   |
| @SF 12/4   | L    | 1/0  | 0  | 0 | 0  | 0.0 | 0.0  | 0   | 0   | 0  | 0  | 0  | 0  | 0  | 0   |
| @SEA 12/12 | L    | 1/0  | 1  | 0 | 1  | 0.0 | 0.0  | 0   | 0   | 0  | 0  | 1  | 0  | 0  | 0   |
| CIN 12/18  | L    | 1/1  | 1  | 1 | 0  | 0.0 | 0.0  | 0   | 0   | 0  | 0  | 1  | 0  | 0  | 0   |
| @PIT 12/24 | L    | 1/0  | 4  | 1 | 3  | 0.0 | 0.0  | 0   | 0   | 0  | 0  | 0  | 0  | 0  | 0   |
| SF 1/1/11  | L    | 1/0  | 2  | 0 | 2  | 0.0 | 0.0  | 0   | 0   | 0  | 0  | 0  | 0  | 0  | 0   |
| TOTALS     | 2-14 | 15/1 | 20 | 9 | 11 | 5.0 | 35.0 | 0   | 0   | 0  | 0  | 2  | 0  | 0  | 0   |





# 23 NICKELL ROBEY-COLEMAN

|             |                     |
|-------------|---------------------|
| Position:   | Cornerback          |
| Ht./Wt.:    | 5-8/178             |
| Birth Date: | 1/17/1992           |
| College:    | USC                 |
| Hometown:   | Frostproof, Fla.    |
| Experience: | 5th year (1st Rams) |
| Acquired:   | FA-2017             |

Career GP/GS (Playoffs): 71/18 (0/0)



**TRANSACTIONS:** Signed by the Rams as a free agent (4/7/17)...released by the Bills...signed by Buffalo (8/9/15)...originally entered the NFL as an undrafted free agent signed by the Buffalo Bills (4/29/13).

**PRO:** Fifth-year cornerback is in his first season with the Rams after signing as a free agent prior to the 2017 season...has played in 71 career games with 18 starts in his career...has four career interceptions and two returned for touchdowns.

**2017 SEASON: Week 7 vs Arizona (10/22):** Subbed in at cornerback...tallied two tackles (one solo)...**Week 6 at Jacksonville (10/15):** Finished with two tackles (one solo)...intercepted one pass for a 31-yard return...recorded one pass defended...**Week 5 vs. Seattle (10/8):** Started at cornerback...recorded six tackles (five solo)...**Week 4 at Dallas (10/1):** Finished with five tackles (three solo)...**Week 3 at San Francisco (9/21):** Started at cornerback...intercepted one pass with a return of 25 yards...also collected four tackles (three solo), one fumble recovery and recorded two passes defended...**Week 2 vs. Washington (9/17):** Started at Cornerback.. tallied five tackles (three solo) and one forced fumble...**Week 1 vs. Indianapolis (9/10):** Finished with two tackles and one pass defended in the win.

**2016 SEASON:** Played in 16 games for the fourth-straight season...finished the season with 35 tackles (32 solo), one forced fumble and one fumble recovery as well as two interceptions with one returned for a touchdown...**at Los Angeles (10/9):** Recorded two interceptions, returning one for a 41-yard touchdown.

**2015 SEASON:** Played in all 16 games...recorded 44 tackles (38 solo)...**vs. Indianapolis (1/3/16):** Recorded six tackles (four solo)...added one sack and one pass defended...**vs. New England (9/20):** Notched six tackles (six solo)...**vs. Houston (12/6):** Tallied five tackles (five solo) and three passes defended.

**2014 SEASON:** Started 6-of-16 games played...recorded a career-high 45 total tackles...**at New York Jets (10/26):** Led the Bills defense with a career-high seven tackles (five solo)...**vs. New York Jets (11/23):** Tallied three tackles (three solo), one sack and one pass defended.

**2013 SEASON:** Played in all 16 games as a rookie, started two...made 39 tackles (30 solo) and three sacks...**at Miami (10/20):** Picked off Dolphins QB Ryan Tannehill, for his first career interception, returning it 19 yards for a touchdown...**at Jacksonville (12/15):** Made his first career start at cornerback...notched a career-high six tackles...took down Jaguars QB Chad Henne for his first career sack...added a forced fumble and fumble recovery.

**COLLEGE:** A three-year starter for the Trojans at USC...finished his career with 163 tackles, seven interceptions and two touchdowns...as a junior, started all 13 games, tallied 52 tackles (36 solo) and one interception in addition to blocking a kick...started 12 games for the 10-win Trojans as a sophomore...recorded 5.5 tackles for loss, two sacks and two interceptions, including one returned for a touchdown...also returned 12 punts for 132 yards...named to the All-Pac 12 first team...recipient of USC's 2011 John McKay Award, given to the underclassman with the most competitive spirit...started all 13 games at cornerback as a freshman, notching 48 tackles, a team-high four interceptions and one returned for a touchdown as well as a forced fumble...an All-Pac 12 honorable mention selection as a freshman...also participated in track at USC.

**PERSONAL:** Played defensive back and running back at Frostproof (Fla.) High School...scored 15 touchdowns on offense and defense as a senior...rushed for 1,600 yards as a junior...as a sophomore, rushed for 1,500 yards and tallied seven interceptions...also lettered in baseball and track.

# NICKELL ROBEY-COLEMAN NFL STATISTICS

## REGULAR SEASON

| Year         | Team  | G/S          | Tackles    |            |  | Asst      | Sk         | Yds         | Interceptions |            |            | TD       | PD        | Fumbles  |          |           | Yds |
|--------------|-------|--------------|------------|------------|--|-----------|------------|-------------|---------------|------------|------------|----------|-----------|----------|----------|-----------|-----|
|              |       |              | Total      | Solo       |  |           |            |             | Int           | Yds        | Lg         |          |           | FF       | FR       |           |     |
| 2013         | BILLS | 16/2         | 39         | 30         |  | 9         | 3.0        | 23.0        | 1             | 19t        | 19t        | 1        | 10        | 1        | 1        | 0         |     |
| 2014         | BILLS | 16/7         | 45         | 36         |  | 9         | 1.0        | 2.0         | 0             | 0          | 0          | 0        | 7         | 0        | 2        | 2         |     |
| 2015         | BILLS | 16/3         | 44         | 38         |  | 6         | 1.0        | 0.0         | 0             | 0          | 0          | 0        | 4         | 0        | 0        | 0         |     |
| 2016         | BILLS | 16/3         | 29         | 26         |  | 3         | 0.0        | 0.0         | 2             | 44         | 41t        | 1        | 7         | 0        | 1        | 36t       |     |
| 2017         | RAMS  | 7/3          | 26         | 18         |  | 8         | 0.0        | 0.0         | 2             | 56         | 31         | 0        | 4         | 1        | 1        | 0         |     |
| <b>Total</b> |       | <b>71/18</b> | <b>183</b> | <b>148</b> |  | <b>35</b> | <b>5.0</b> | <b>25.0</b> | <b>5</b>      | <b>119</b> | <b>41t</b> | <b>2</b> | <b>32</b> | <b>2</b> | <b>5</b> | <b>38</b> |     |

**ADDITIONAL CAREER STATISTICS:** Special teams tackles: Bills: 2016 (4), 2015 (2), 2014 (3), TOTAL (9)... Scored a touchdown on a 36-yard fumble recovery against the New York Jets in Week Two of the 2016 season... Also forced a fumble on special teams.

### SINGLE GAME HIGHS

Total Tackles – 7, at New York Jets (10/26/14)  
Interceptions – 2, at Los Angeles (10/9/16)  
Pass Defensed- 3, two times, last vs. Houston (12/6/15)

# NICKELL ROBEY-COLEMAN GAME-BY-GAME STATISTICS

## 2017 LOS ANGELES RAMS

| Game          | W/WL       | P/S        | T         | S         | A        | Sk       | Yds      | Int      | Yds       | Lg        | TD       | PD       | FF       | FR       | Yds      |
|---------------|------------|------------|-----------|-----------|----------|----------|----------|----------|-----------|-----------|----------|----------|----------|----------|----------|
| IND 9/10      | W          | 1/0        | 2         | 2         | 0        | 0        | 0        | 0        | 0         | 0         | 1        | 0        | 0        | 0        | 0        |
| WAS 9/17      | L          | 1/1        | 5         | 3         | 2        | 0        | 0        | 0        | 0         | 0         | 0        | 1        | 0        | 0        | 0        |
| @SF 9/21      | W          | 1/1        | 4         | 3         | 1        | 0        | 0        | 1        | 25        | 25        | 0        | 2        | 0        | 1        | 0        |
| @DAL 10/1     | W          | 1/0        | 5         | 3         | 2        | 0        | 0        | 0        | 0         | 0         | 0        | 0        | 0        | 0        | 0        |
| SEA 10/8      | L          | 1/1        | 6         | 5         | 1        | 0        | 0        | 0        | 0         | 0         | 0        | 0        | 0        | 0        | 0        |
| @JAC 10/15    | W          | 1/1        | 2         | 1         | 1        | 0        | 0        | 1        | 31        | 31        | 0        | 1        | 0        | 0        | 0        |
| ARI 10/22     | W          | 1/0        | 2         | 1         | 1        | 0        | 0        | 0        | 0         | 0         | 0        | 0        | 0        | 0        | 0        |
| @NYG 11/5     | 0/0        | 0          | 0         | 0         | 0        | 0        | 0        | 0        | 0         | 0         | 0        | 0        | 0        | 0        | 0        |
| HOU 11/12     | 0/0        | 0          | 0         | 0         | 0        | 0        | 0        | 0        | 0         | 0         | 0        | 0        | 0        | 0        | 0        |
| @MIN 11/19    | 0/0        | 0          | 0         | 0         | 0        | 0        | 0        | 0        | 0         | 0         | 0        | 0        | 0        | 0        | 0        |
| NO 11/26      | 0/0        | 0          | 0         | 0         | 0        | 0        | 0        | 0        | 0         | 0         | 0        | 0        | 0        | 0        | 0        |
| @ARI 12/2     | 0/0        | 0          | 0         | 0         | 0        | 0        | 0        | 0        | 0         | 0         | 0        | 0        | 0        | 0        | 0        |
| PHI 12/10     | 0/0        | 0          | 0         | 0         | 0        | 0        | 0        | 0        | 0         | 0         | 0        | 0        | 0        | 0        | 0        |
| @SEA 12/17    | 0/0        | 0          | 0         | 0         | 0        | 0        | 0        | 0        | 0         | 0         | 0        | 0        | 0        | 0        | 0        |
| @TEN 12/24    | 0/0        | 0          | 0         | 0         | 0        | 0        | 0        | 0        | 0         | 0         | 0        | 0        | 0        | 0        | 0        |
| SF 12/31      | 0/0        | 0          | 0         | 0         | 0        | 0        | 0        | 0        | 0         | 0         | 0        | 0        | 0        | 0        | 0        |
| <b>TOTALS</b> | <b>5/2</b> | <b>7/3</b> | <b>26</b> | <b>18</b> | <b>8</b> | <b>0</b> | <b>0</b> | <b>2</b> | <b>56</b> | <b>31</b> | <b>0</b> | <b>4</b> | <b>1</b> | <b>1</b> | <b>0</b> |

## 2016 BUFFALO BILLS

| Game          | W/L        | P/S         | T         | S         | A        | Sk         | Yds      | Int      | Yds       | Lg         | TD       | PD       | FF       | FR       | Yds        |
|---------------|------------|-------------|-----------|-----------|----------|------------|----------|----------|-----------|------------|----------|----------|----------|----------|------------|
| @BAL 9/11     | L          | 1/0         | 0         | 0         | 0        | 0.0        | 0        | 0        | 0         | 0          | 0        | 0        | 0        | 0        | 0          |
| NYJ 9/15      | L          | 1/0         | 5         | 5         | 0        | 0.0        | 0        | 0        | 0         | 0          | 0        | 0        | 0        | 1        | 36t        |
| ARI 9/25      | W          | 1/0         | 1         | 1         | 0        | 0.0        | 0        | 0        | 0         | 0          | 0        | 0        | 0        | 0        | 0          |
| @NE 10/2      | W          | 1/0         | 2         | 2         | 0        | 0.0        | 0        | 0        | 0         | 0          | 0        | 0        | 0        | 0        | 0          |
| @LA 10/9      | W          | 1/0         | 1         | 0         | 1        | 0.0        | 0        | 2        | 44        | 41t        | 1        | 2        | 0        | 0        | 0          |
| SF 10/16      | W          | 1/1         | 1         | 1         | 0        | 0.0        | 0        | 0        | 0         | 0          | 0        | 0        | 0        | 0        | 0          |
| @MIA 10/23    | L          | 1/0         | 1         | 1         | 0        | 0.0        | 0        | 0        | 0         | 0          | 0        | 0        | 0        | 0        | 0          |
| NE 10/30      | L          | 1/1         | 2         | 1         | 1        | 0.0        | 0        | 0        | 0         | 0          | 0        | 0        | 0        | 0        | 0          |
| @SEA 11/7     | L          | 1/0         | 1         | 1         | 0        | 0.0        | 0        | 0        | 0         | 0          | 0        | 0        | 0        | 0        | 0          |
| @CIN 11/20    | W          | 1/0         | 3         | 2         | 1        | 0.0        | 0        | 0        | 0         | 0          | 0        | 1        | 0        | 0        | 0          |
| JAX 11/27     | W          | 1/0         | 1         | 1         | 0        | 0.0        | 0        | 0        | 0         | 0          | 0        | 1        | 0        | 0        | 0          |
| @OAK 12/4     | L          | 1/0         | 2         | 2         | 0        | 0.0        | 0        | 0        | 0         | 0          | 0        | 0        | 0        | 0        | 0          |
| PIT 12/11     | L          | 1/1         | 3         | 3         | 0        | 0.0        | 0        | 0        | 0         | 0          | 0        | 0        | 0        | 0        | 0          |
| CLE 12/18     | W          | 1/0         | 2         | 2         | 0        | 0.0        | 0        | 0        | 0         | 0          | 0        | 0        | 0        | 0        | 0          |
| MIA 12/24     | L          | 1/0         | 1         | 1         | 0        | 0.0        | 0        | 0        | 0         | 0          | 0        | 0        | 0        | 0        | 0          |
| @NYJ 1/1/17   | L          | 1/0         | 3         | 3         | 0        | 0.0        | 0        | 0        | 0         | 0          | 0        | 0        | 0        | 0        | 0          |
| <b>TOTALS</b> | <b>7-9</b> | <b>16/3</b> | <b>29</b> | <b>26</b> | <b>3</b> | <b>0.0</b> | <b>0</b> | <b>2</b> | <b>44</b> | <b>41t</b> | <b>1</b> | <b>4</b> | <b>0</b> | <b>1</b> | <b>36t</b> |

## 2015 BUFFALO BILLS

| Game         | W/L        | P/S         | T         | S         | A        | Sk         | Yds        | Int      | Yds      | Lg       | TD       | PD       | FF       | FR       | Yds      |
|--------------|------------|-------------|-----------|-----------|----------|------------|------------|----------|----------|----------|----------|----------|----------|----------|----------|
| IND 9/13     | W          | 1/0         | 6         | 4         | 2        | 1.0        | 0.0        | 0        | 0        | 0        | 1        | 0        | 0        | 0        | 0        |
| NE 9/20      | L          | 1/0         | 6         | 6         | 0        | 0.0        | 0.0        | 0        | 0        | 0        | 0        | 0        | 0        | 0        | 0        |
| @MIA 9/27    | W          | 1/1         | 5         | 3         | 2        | 0.0        | 0.0        | 0        | 0        | 0        | 0        | 0        | 0        | 0        | 0        |
| NYG 10/4     | L          | 1/0         | 3         | 2         | 1        | 0.0        | 0.0        | 0        | 0        | 0        | 0        | 0        | 0        | 0        | 0        |
| @TEN 10/11   | W          | 1/0         | 4         | 4         | 0        | 0.0        | 0.0        | 0        | 0        | 0        | 0        | 0        | 0        | 0        | 0        |
| CIN 10/18    | L          | 1/0         | 0         | 0         | 0        | 0.0        | 0.0        | 0        | 0        | 0        | 0        | 0        | 0        | 0        | 0        |
| @JAX 10/25   | L          | 1/0         | 0         | 0         | 0        | 0.0        | 0.0        | 0        | 0        | 0        | 0        | 0        | 0        | 0        | 0        |
| MIA 11/8     | W          | 1/1         | 3         | 3         | 0        | 0.0        | 0.0        | 0        | 0        | 0        | 0        | 0        | 0        | 0        | 0        |
| @NYJ 11/12   | W          | 1/0         | 0         | 0         | 0        | 0.0        | 0.0        | 0        | 0        | 0        | 0        | 0        | 0        | 0        | 0        |
| @NE 11/23    | L          | 1/0         | 0         | 0         | 0        | 0.0        | 0.0        | 0        | 0        | 0        | 0        | 0        | 0        | 0        | 0        |
| @KC 11/29    | L          | 1/0         | 2         | 2         | 0        | 0.0        | 0.0        | 0        | 0        | 0        | 0        | 0        | 0        | 0        | 0        |
| HOU 12/6     | W          | 1/0         | 5         | 5         | 0        | 0.0        | 0.0        | 0        | 0        | 0        | 3        | 0        | 0        | 0        | 0        |
| @PHI 12/13   | L          | 1/0         | 2         | 0         | 2        | 0.0        | 0.0        | 0        | 0        | 0        | 0        | 0        | 0        | 0        | 0        |
| @WAS 12/20   | L          | 1/0         | 2         | 0         | 2        | 0.0        | 0.0        | 0        | 0        | 0        | 0        | 0        | 0        | 0        | 0        |
| DAL 12/28    | W          | 1/0         | 3         | 3         | 0        | 0.0        | 0.0        | 0        | 0        | 0        | 0        | 0        | 0        | 0        | 0        |
| NYJ 1/3/16   | W          | 1/0         | 3         | 2         | 1        | 0.0        | 0.0        | 0        | 0        | 0        | 0        | 0        | 0        | 0        | 0        |
| <b>TOTAL</b> | <b>8-8</b> | <b>16/2</b> | <b>44</b> | <b>38</b> | <b>6</b> | <b>1.0</b> | <b>0.0</b> | <b>0</b> | <b>0</b> | <b>0</b> | <b>4</b> | <b>0</b> | <b>0</b> | <b>0</b> | <b>0</b> |

## 2014 BUFFALO BILLS

| Game          | W/L        | P/S         | T         | S         | A        | Sk         | Yds      | Int      | Yds      | Lg       | TD       | PD       | FF       | FR       | Yds      |
|---------------|------------|-------------|-----------|-----------|----------|------------|----------|----------|----------|----------|----------|----------|----------|----------|----------|
| @CHI 9/7      | W          | 1/1         | 0         | 0         | 0        | 0.0        | 0        | 0        | 0        | 0        | 0        | 1        | 0        | 0        | 0        |
| MIA 9/14      | W          | 1/1         | 5         | 4         | 1        | 0.0        | 0        | 0        | 0        | 0        | 0        | 0        | 0        | 0        | 0        |
| SD 9/21       | L          | 1/1         | 1         | 1         | 0        | 0.0        | 0        | 0        | 0        | 0        | 0        | 0        | 0        | 0        | 0        |
| @HOU 9/28     | L          | 1/0         | 2         | 1         | 1        | 0.0        | 0        | 0        | 0        | 0        | 0        | 0        | 0        | 0        | 0        |
| @DET 10/5     | W          | 1/1         | 5         | 4         | 1        | 0.0        | 0        | 0        | 0        | 0        | 0        | 0        | 0        | 1        | 2        |
| NE 10/12      | L          | 1/0         | 2         | 2         | 0        | 0.0        | 0        | 0        | 0        | 0        | 0        | 1        | 0        | 0        | 0        |
| MIN 10/19     | W          | 1/0         | 3         | 2         | 1        | 0.0        | 0        | 0        | 0        | 0        | 0        | 1        | 0        | 0        | 0        |
| @NYJ 10/26    | W          | 1/0         | 7         | 5         | 2        | 0.0        | 0        | 0        | 0        | 0        | 0        | 0        | 0        | 0        | 0        |
| KC 11/9       | L          | 1/0         | 0         | 0         | 0        | 0.0        | 0.0      | 0        | 0        | 0        | 0        | 0        | 0        | 0        | 0        |
| @MIA 11/13    | L          | 1/1         | 3         | 3         | 0        | 0.0        | 0        | 0        | 0        | 0        | 0        | 0        | 0        | 1        | 0        |
| NYJ 11/23     | W          | 1/0         | 3         | 3         | 0        | 0.0        | 0        | 0        | 0        | 0        | 0        | 1        | 0        | 0        | 0        |
| CLE 11/30     | W          | 1/0         | 2         | 2         | 0        | 0.0        | 0        | 0        | 0        | 0        | 0        | 0        | 0        | 0        | 0        |
| @DEN 12/7     | L          | 1/0         | 2         | 1         | 1        | 0.0        | 0        | 0        | 0        | 0        | 0        | 0        | 0        | 0        | 0        |
| GB 12/14      | W          | 1/1         | 4         | 3         | 1        | 0.0        | 0        | 0        | 0        | 0        | 0        | 1        | 0        | 0        | 0        |
| @OAK 12/21    | L          | 1/0         | 1         | 1         | 0        | 0.0        | 0        | 0        | 0        | 0        | 0        | 1        | 0        | 0        | 0        |
| @NE 12/28     | W          | 1/1         | 5         | 4         | 1        | 0.0        | 0        | 0        | 0        | 0        | 0        | 0        | 0        | 0        | 0        |
| <b>TOTALS</b> | <b>9-7</b> | <b>16/6</b> | <b>15</b> | <b>36</b> | <b>9</b> | <b>0.0</b> | <b>0</b> | <b>0</b> | <b>0</b> | <b>0</b> | <b>0</b> | <b>6</b> | <b>0</b> | <b>2</b> | <b>2</b> |

## 2013 BUFFALO BILLS

| Game         | W/L         | P/S         | T         | S         | A        | Sk         | Yds         | Int      | Yds        | Lg  | TD | PD | FF | FR | Yds |
|--------------|-------------|-------------|-----------|-----------|----------|------------|-------------|----------|------------|-----|----|----|----|----|-----|
| NE 9/8       | L           | 1/0         | 4         | 2         | 2        | 0.0        | 0.0         | 0        | 0          | 0   | 0  | 0  | 0  | 0  | 0   |
| CAR 9/15     | W           | 1/0         | 2         | 2         | 0        | 0.0        | 0.0         | 0        | 0          | 0   | 1  | 0  | 0  | 0  | 0   |
| @NYJ 9/22    | L           | 1/0         | 1         | 0         | 1        | 0.0        | 0.0         | 0        | 0          | 0   | 1  | 0  | 0  | 0  | 0   |
| BAL 9/29     | W           | 1/0         | 2         | 2         | 0        | 0.0        | 0.0         | 0        | 0          | 0   | 0  | 0  | 0  | 0  | 0   |
| @CLE 10/3    | L           | 1/0         | 0         | 0         | 0        | 0.0        | 0.0         | 0        | 0          | 0   | 1  | 0  | 0  | 0  | 0   |
| CIN 10/13    | L           | 1/0         | 1         | 1         | 0        | 0.0        | 0.0         | 0        | 0          | 0   | 0  | 0  | 0  | 0  | 0   |
| @MIA 10/20   | W           | 1/0         | 2         | 2         | 0        | 0.0        | 0.0         | 1        | 19t        | 19t | 1  | 3  | 0  | 0  | 0   |
| @NO 10/27    | L           | 1/0         | 3         | 2         | 1        | 0.0        | 0.0         | 0        | 0          | 0   | 2  | 0  | 0  | 0  | 0   |
| KC 11/3      | L           | 1/0         | 1         | 1         | 0        | 0.0        | 0.0         | 0        | 0          | 0   | 0  | 0  | 0  | 0  | 0   |
| @PIT 11/10   | L           | 1/0         | 2         | 2         | 0        | 0.0        | 0.0         | 0        | 0          | 0   | 0  | 0  | 0  | 0  | 0   |
| NYJ 11/17    | W           | 1/0         | 4         | 2         | 2        | 0.0        | 0.0         | 0        | 0          | 0   | 0  | 0  | 0  | 0  | 0   |
| ATL 12/1     | L           | 1/0         | 3         | 2         | 1        | 0.0        | 0.0         | 0        | 0          | 0   | 1  | 0  | 0  | 0  | 0   |
| @TB 12/8     | L           | 1/0         | 3         | 3         | 0        | 0.0        | 0.0         | 0        | 0          | 0   | 0  | 0  | 0  | 0  | 0   |
| @JAX 12/15   | W           | 1/1         | 6         | 5         | 1        | 1.0        | 8.0         | 0        | 0          | 0   | 0  | 1  | 1  | 1  | 0   |
| MIA 12/22    | W           | 1/1         | 4         | 3         | 1        | 2.0        | 15.0        | 0        | 0          | 0   | 1  | 0  | 0  | 0  | 0   |
| @NE 12/29    | L           | 1/0         | 1         | 1         | 0        | 0.0        | 0.0         | 0        | 0          | 0   | 0  | 0  | 0  | 0  | 0   |
| <b>TOTAL</b> | <b>6-10</b> | <b>14/2</b> | <b>39</b> | <b>30</b> | <b>9</b> | <b>3.0</b> | <b>23.0</b> | <b>1</b> | <b>19t</b> |     |    |    |    |    |     |





# 76 | RODGER SAFFOLD III

|             |                     |
|-------------|---------------------|
| Position:   | Guard               |
| Ht./Wt.:    | 6-5/325             |
| Birth Date: | 6/6/88              |
| College:    | Indiana             |
| Hometown:   | Bedord, Ohio        |
| Experience: | 8th year (8th Rams) |
| Acquired:   | D2-2010             |

Career GP/GS (Playoffs): 90/87 (0/0)



**TRANSACTIONS:** Selected by the Rams in the second round (33rd) of the 2010 NFL Draft (4/23/10).

**PRO:** Seventh-year pro has played in 90 career games with 87 starts...versatile lineman has started at right tackle, left tackle, left guard and right guard.

**2017 SEASON:** **Week 7 vs Arizona (10/22):** Started at left guard...played all 80 offensive snaps...opened running lanes for RB Todd Gurley II who notched his fourth 100-plus yard rushing game of the season...**Week 6 at Jacksonville (10/15):** Started at left guard...played all 59 offensive snaps...paved the way for RB Todd Gurley II to tally 116 rushing yards on 23 carries...**Week 5 vs. Seattle (10/8):** Started at left guard...played all 74 offensive snaps and gave QB Jared Goff time to throw for 288 yards...**Week 4 at Dallas (10/1):** Started at left guard...played all 69 offensive snaps and paved the way for a Rams season-high 168 rushing yards...**Week 3 at San Francisco (9/21):** Started at left guard...played all 67 offensive snaps and opened running lanes for RB Todd Gurley II who rushed for a season-high 113 yards...**Week 2 vs. Washington (9/17):** Started at left guard...played all 50 offensive snaps...**Week 1 vs. Indianapolis (9/10):** Started the game at left guard, and provided time for QB Jared Goff to throw for a career-best 306 yards.

**2016 SEASON:** Started 15 games at various positions along the line including left guard, left tackle, and right tackle...**at San Francisco (9/12):** Started at left guard and played on all 61 offensive snaps...**vs Seattle (9/18):** Started at left guard and played on all 62 offensive snaps...**at Tampa Bay (9/25):** Started at left guard and played all 65 offensive snaps...opened up a running lane for RB Todd Gurley to rush for two touchdowns...**vs. Buffalo (10/9):** Started at left guard and played on all 67 offensive snaps...**at Detroit (10/16):** Started at left guard...helped block for the offense to produce three touchdowns...**at New York Jets (11/13):** Started at left guard and helped block for an offense that garnered 125 yards on the ground...**at New Orleans (11/27):** Started at left tackle for the first time since at Seattle (12/30/12)...left the game in the second quarter and did not return...**vs. Arizona (1/1):** Started at right tackle.

**2015 SEASON:** Started in five games before going on reserve/injured (10/15)...**at Arizona (10/4):** Part of an offensive line that helped produce 164 rushing yards...**vs. Seattle (9/13):** Helped block for QB Nick Foles on his way to 297 passing yards and a rushing touchdown.

**2014 SEASON:** Started 16 games...saw action at both tackle and guard positions... **at Tampa Bay (9/14):** Started at left-guard...part of an offensive line that helped produce 20 first downs...**vs. Dallas (9/21):** Started at left guard...helped block for an offense that produced 448 total yards...**vs. Seattle (10/19):** Started at right guard...part of an offensive line that blocked for three offensive touchdowns...**vs. Denver (11/16):** Started at left guard...helped block for the offense to register a 100-yard rusher and 100-yard receiver...**vs. Oakland (11/30):** Started at left guard...part of an offensive line that helped the offense score 38 points in the first half, which is tied for second-most in franchise history...**at Washington (12/7):** Started at left guard...part of an offensive line that helped protect QB Shaun Hill to throw two touchdowns and register a 133.3 quarterback rating...**at Seattle (12/28):** Started at left guard and played at right tackle.

**2013 SEASON:** Played in 12 games with nine starts...started three games at right tackle, five at right guard and one at left tackle...**vs. Arizona (9/8):** Started at right tackle...part of an offensive line that helped block for QB Sam Bradford allowing him to throw for 299 yards and two touchdowns...**vs. Seattle (10/28):** Saw action on offense...part of an offensive line that helped block for RB Zac Stacy to rush for 134 yards...**vs. Tennessee (11/3):** Saw action at right tackle...helped block for RB Zac Stacy rush for his second consecutive 100-yard game...**at Indianapolis (11/10):** Marked his first career start at right guard...helped block for the Rams' backs to run for 140 yards, the team's third straight 100 yard rushing game...**vs. Chicago (11/24):** Started at right guard...part of an offensive line that helped block for the Rams rushing corps to run for 258 yards, the team's highest singlegame total this season...**vs. New Orleans (12/15):** Started at right guard...part of an offensive line that did not allow a sack...**vs. Tampa Bay (12/22):** Started at right guard...moved to left tackle for Jake Long who left in the first quarter with an injury...helped block for two rushing touchdowns.

**2012 SEASON:** Started 10 games at left tackle, including the final eight of the season...helped RB Steven Jackson reach 1,000 yards for the eighth straight season...**at San Francisco (11/11):** Started at left tackle...helped the Rams put up 458 total yards on offense...**at Arizona (11/25):** Started at left tackle...helped RB Steven Jackson notch 139 yards on the ground...**vs. Minnesota (12/16):** Started at left tackle...part of an offensive line that helped RB Steven Jackson eclipse 10,000 rushing yards...**at Tampa Bay (12/23):** Started at left tackle...part of an offensive line that allowed QB Sam Bradford time to throw an 80-yard touchdown to TE Lance Kendricks, the longest pass of Bradford's career...**at Seattle (12/30):** Started at left tackle...part of an offensive line that allowed zero sacks on QB Sam Bradford.

**2011 SEASON:** **vs. Eagles (9/11):** Started at left tackle...**at New York Giants (9/19):** Started at left tackle...helped block for the offense to collect five passes of 20-plus yards...**vs. Baltimore (9/25):** Started at left tackle...**vs. Washing-**



**ton (10/2):** Started at left tackle...**at Green Bay (10/16):** Started at left tackle...**at Dallas (10/23):** Started at left tackle...**vs. New Orleans (10/30):** Started at left tackle...helped block for the offense to gain 323 total yards...**at Arizona (11/6):** Started at left tackle...helped block for RB Steven Jackson to rush for over 100 yards the second consecutive week...**at Cleveland (11/13):** Started at left tackle...left the game in the third quarter with a head injury...placed on reserve/injured list (11/19).

**2010 SEASON:** Named All-Rookie by Pro Football Weekly and the Pro Football Writers of America...finished the season as the only NFL rookie to start all of his team's games at left tackle this season...allowed only three sacks in 590 pass attempts according to Statspass.com...part of an offensive line that helped RB Steven Jackson surpass the 1,000-yard mark for a sixth consecutive season.

**COLLEGE:** Started 41 of 42 games at Indiana...while in the starting lineup the Hoosiers rushed over 100 yards in 29 games...in last two years, registered 171 knockdowns and 20 touchdown-resulting blocks...Indiana scored 29 times on the ground when in lineup.

**PERSONAL:** Two-way lineman at Bedford (Oh.) High School...rated a two-star prospect by Rivals.com...earned first team All-Lake Erie League, All-District and honorable mention All-State honors as a senior...played in 2006 Ohio North-South All-Star game...father played football at the University of Iowa...public affairs management major...born Rodger P. Saffold III...participated in several community events, including Make-A-Wish Celebrity Server Dinner, Taste of the NFL, Urban League Turkey Distribution, Financial Football Show-Me Showdown at UMSL and the All-Community Team Ticket program - Spirit of 76.

**SAFFOLD'S Games Played-Starts:** RAMS: 2017 (7/7), 2016 (15/15), 2015 (5/5), 2014 (16/16), 2013 (12/9), 2012 (10/10), 2011 (9/9), 2010 (16/16) **Totals: (90/87).**



# 92 | TANZEL SMART

**Position:** Defensive Tackle  
**Ht./Wt.:** 6-1/290  
**Birth Date:** 11/6/94  
**College:** Tulane  
**Hometown:** Baton Rouge, La.  
**Experience:** Rookie  
**Acquired:** D6A-2017 (206th)  
**Career GP/GS (Playoffs):** 7/3 (0/0)



**TRANSACTIONS:** Selected by the Rams in the sixth round (206th overall) of the 2017 NFL Draft (4/30/17).

**2017 SEASON: Week 7 vs Arizona (10/22):** Started at defensive tackle...recorded one solo tackle...**Week 6 at Jacksonville (10/15):** Started at nose tackle...recorded two tackles (one solo)...**Week 5 vs. Seattle (10/8):** Subbed in at defensive tackle...recorded one solo tackle...**Week 4 at Dallas (10/1):** Made his first career start at defensive tackle...finished with three tackles (two solo) and one quarterback hit...**Week 3 at San Francisco (9/21):** Subbed in at defensive tackle...recorded three tackles (one solo)... **Week 2 vs. Washington (9/17):** Registered two tackles (one solo)...**Week 1 vs. Indianapolis (9/10):** Recorded two tackles and contributed one pass defended in first NFL action.

**COLLEGE:** Earned First-Team All-American Athletic Conference and First-Team All-Louisiana College Football Team honors (2015, 2016)...a four-year letterman played in 48 career games with 36 consecutive starts at defensive tackle...finished career with 40.5 tackles for loss...started all 12 games as a senior in 2016...ranked fourth in the conference in tackles for loss with 18.5 (1.54 per game) and eighth in sacks at 5.5 (0.46 per game)...also had two quarterback hurries, one forced fumble and one fumble recovery during season...Started all 12 games as a junior...totaled 62 tackles (42 solo), 15.0 tackles for loss, 2.0 sacks, one forced fumble and one fumble recovery...in 2014, started all 12 games as a sophomore...totaled 47 tackles (21 solo) with 6.5 tackles for loss, 2.0 sacks, one forced fumble and one pass break-up...played in 12 games as a true freshman...posted 14 tackles (7 solo) with a half tackle for loss and a pass break-up.

**PERSONAL:** Three-year letterman at Scotlandville High...rated a three-star recruit by Rivals.com and 247Sports.com while garnering two-star status by Scout.com...helped lead the Hornets to a combined 13 wins, including a trip to the state playoffs as a sophomore...as a senior, named first-team all-state, all-metro and all-district while claiming Baton Rouge Metro and District 4-5A Defensive MVP honors...posting 54 tackles, 19 tackles for loss, 5.0 sacks and three blocked field goals...also selected to play in the 11th Annual U.S. Army Red Stick Bowl...named to all-district team as a junior....born Tanzel E. Smart, Jr. in Baton Rouge, La...son of Lewanna Ventress...undecided on major.

## TANZEL SMART NFL STATISTICS

| NFL STATISTICS |      |     |         |      |  |   |      |     |     |               |     |    |    |         |    |    |     |
|----------------|------|-----|---------|------|--|---|------|-----|-----|---------------|-----|----|----|---------|----|----|-----|
| Year           | Team | G/S | Tackles |      |  |   | Asst | Sk  | Yds | Interceptions |     |    |    | Fumbles |    |    | Yds |
|                |      |     | Total   | Solo |  |   |      |     |     | Int           | Yds | Lg | TD | PD      | FF | FR |     |
| 2017           | RAMS | 7/3 | 14      | 9    |  | 5 | 0.0  | 0.0 | 0   | 0             | 0   | 0  | 1  | 0       | 0  | 0  |     |
| Total          |      | 7/3 | 14      | 9    |  | 5 | 0.0  | 0.0 | 0   | 0             | 0   | 0  | 1  | 0       | 0  | 0  |     |

## TANZEL SMART GAME-BY-GAME STATISTICS

| 2017 LOS ANGELES RAMS |     |     |    |   |   |    |     |     |     |    |    |    |    |    |     |  |
|-----------------------|-----|-----|----|---|---|----|-----|-----|-----|----|----|----|----|----|-----|--|
| Game                  | W/L | P/S | T  | S | A | Sk | Yds | Int | Yds | Lg | TD | PD | FF | FR | Yds |  |
| IND 9/10              | W   | 1/0 | 2  | 2 | 0 | 0  | 0   | 0   | 0   | 0  | 0  | 1  | 0  | 0  | 0   |  |
| WAS 9/17              | L   | 1/0 | 2  | 1 | 1 | 0  | 0   | 0   | 0   | 0  | 0  | 0  | 0  | 0  | 0   |  |
| @SF 9/21              | W   | 1/0 | 3  | 1 | 2 | 0  | 0   | 0   | 0   | 0  | 0  | 0  | 0  | 0  | 0   |  |
| @DAL 10/1             | W   | 1/1 | 3  | 2 | 1 | 0  | 0   | 0   | 0   | 0  | 0  | 0  | 0  | 0  | 0   |  |
| SEA 10/8              | L   | 1/0 | 1  | 1 | 0 | 0  | 0   | 0   | 0   | 0  | 0  | 0  | 0  | 0  | 0   |  |
| @JAC 10/15            | W   | 1/1 | 2  | 1 | 1 | 0  | 0   | 0   | 0   | 0  | 0  | 0  | 0  | 0  | 0   |  |
| ARI 10/22             | W   | 1/1 | 1  | 1 | 0 | 0  | 0   | 0   | 0   | 0  | 0  | 0  | 0  | 0  | 0   |  |
| @NYG 11/5             | 0/0 | 0   | 0  | 0 | 0 | 0  | 0   | 0   | 0   | 0  | 0  | 0  | 0  | 0  | 0   |  |
| HOU 11/12             | 0/0 | 0   | 0  | 0 | 0 | 0  | 0   | 0   | 0   | 0  | 0  | 0  | 0  | 0  | 0   |  |
| @MIN 11/19            | 0/0 | 0   | 0  | 0 | 0 | 0  | 0   | 0   | 0   | 0  | 0  | 0  | 0  | 0  | 0   |  |
| NO 11/26              | 0/0 | 0   | 0  | 0 | 0 | 0  | 0   | 0   | 0   | 0  | 0  | 0  | 0  | 0  | 0   |  |
| @ARI 12/2             | 0/0 | 0   | 0  | 0 | 0 | 0  | 0   | 0   | 0   | 0  | 0  | 0  | 0  | 0  | 0   |  |
| PHI 12/10             | 0/0 | 0   | 0  | 0 | 0 | 0  | 0   | 0   | 0   | 0  | 0  | 0  | 0  | 0  | 0   |  |
| @SEA 12/17            | 0/0 | 0   | 0  | 0 | 0 | 0  | 0   | 0   | 0   | 0  | 0  | 0  | 0  | 0  | 0   |  |
| @TEN 12/24            | 0/0 | 0   | 0  | 0 | 0 | 0  | 0   | 0   | 0   | 0  | 0  | 0  | 0  | 0  | 0   |  |
| SF 12/31              | 0/0 | 0   | 0  | 0 | 0 | 0  | 0   | 0   | 0   | 0  | 0  | 0  | 0  | 0  | 0   |  |
| TOTALS                | 5-2 | 7/3 | 14 | 9 | 5 | 0  | 0   | 0   | 0   | 0  | 0  | 1  | 0  | 0  | 0   |  |



# 65 | JOHN SULLIVAN

|             |                      |
|-------------|----------------------|
| Position:   | Center               |
| Ht./Wt.:    | 6-4/310              |
| Birth Date: | 8/8/85               |
| College:    | Notre Dame           |
| Hometown:   | Old Greenwich, Conn. |
| Experience: | 9th year (1st Rams)  |
| Acquired:   | FA-2017              |

Career GP/GS (Playoffs): 129/101 (4/3)



**TRANSACTIONS:** Signed by the Rams as a free agent (4/5/17)...signed by the Washington Redskins as a free agent (9/27/16)...released by the Minnesota Vikings...re-signed with Minnesota (4/7/15)...re-signed with the Vikings (12/17/11)...originally entered the NFL as a sixth round (187th overall) draft pick by the Minnesota Vikings (4/27/08).

**PRO:** Ninth-year center begins his first season with the Rams in 2017...has started 101-of-129 games in his career while being named PFWA First-Team All-Pro following the 2012 season...has played in four postseason contests, starting three.

**2017 SEASON: Week 7 vs Arizona (10/22):** Started at center...paved the way for RB Todd Gurley II and QB Jared Goff to each score a rushing touchdown...**Week 6 at Jacksonville (10/15):** Made his 100th career start at center...played all 59 offensive snaps...**Week 5 vs. Seattle (10/8):** Started at center...played all 74 offensive snaps...**Week 4 at Dallas (10/1):** Started at center...played all 69 offensive snaps and created space for RB Todd Gurley II to amass 215 all-purpose yards...**Week 3 at San Francisco (9/21):** Started at center...played 31 snaps before exiting game with a groin injury...**Week 2 vs. Washington (9/17):** Started at center...collected one fumble recovery...**Week 1 vs. Indianapolis (9/10):** Started at center...provided time for QB Jared Goff to throw for a career-best 306 yards.

**2016 SEASON:** Played in 13 games, started one in his lone season in Washington...helped block for a Washington team that would go on to win the NFC East...**at Philadelphia (12/11):** Started at center...blocked for a Washington offense that would rush for 107 yards and two touchdowns.

**2015 SEASON:** Placed on injured reserve prior to the season with a back injury.

**2014 SEASON:** Played 16 games, starting all 16 games for the third straight season and fourth time in his career...helped pave the way for Vikings RB Matt Asiata to finish third in the league with nine rushing touchdowns...**at St. Louis (9/7):** Blocked for WR Cordarrelle Patterson to rush for 107 yards, the most rushing yards by a receiver in Vikings history ...**vs. Atlanta (9/28):** Paved the way for the Vikings to rush for 241 yards as a team with four touchdowns...also saw RB Jerick McKinnon run for 135 yards on 18 carries (7.5 avg.).

**2013 SEASON:** Started all 16 games for the second year in a row...**at Green Bay (10/24):** Helped to block RB Adrian Peterson's 146-yard rushing effort...**vs. Chicago (12/1):** Part of an offensive line that saw Adrian Peterson rush for a season-high 211 yards... **vs. Philadelphia (12/15):** Prominent part of an offensive line that paved the way for RB Matt Asiata rush for three touchdowns.

**2012 SEASON:** Started 16-of-16 games for the second time in his career...named PFWA First-Team All-Pro...part of an offensive line that helped RB Adrian Peterson run for 2,097 yards - the second-most in NFL history - en route to winning MVP, the first running back to win the award in six seasons...started at center in the club's Wild Card game at Green Bay... **at Seattle (11/4):** Helped pave the way for Adrian Peterson to rush for 182 yards and two touchdowns...**at Green Bay (12/2):** Part of an offensive line that helped Adrian Peterson tally 210 yards and a touchdown on the ground... **at St. Louis (12/16):** Helped Adrian Peterson rush for a season-high 212 yards.

**2011 SEASON:** Played in 15 games, starting all 15 at center...helped the Vikings offense rush for 144.9 yards per game, the fourth-highest mark in the NFL...**at Detroit (12/11):** Paved the way for the Vikings to tally 269 yards and a touchdown on the ground.

**2010 SEASON:** Started all 14 games in which he played...**vs. Buffalo (12/5):** Helped block for Adrian Peterson to run for 107 yards and three touchdowns.

**2009 SEASON:** Started 16-of-16 games for the first time in his career...part of a Minnesota offense that ranked fifth in the NFL in total offense...paved the way for RB Adrian Peterson to rush for a Vikings-record 18 touchdowns...started at center in the team's Divisional Round win versus Dallas and NFC Championship Game match-up against New Orleans...**vs. Cleveland (9/13):** Blocked for Adrian Peterson's 180 yard and three rushing touchdown performance...**vs. Detroit (11/15):** Part of an offense line that helped Adrian Peterson rush for 133 yards and two touchdowns...**NFC Championship vs. New Orleans (1/24/10):** Helped block for Adrian Peterson to rush for 122 yards and three touchdowns on the ground.

**2008 SEASON:** Played in all 16 games as a rookie, playing a prominent role on special teams...played in the club's Wild Card match-up with the Eagles.

**COLLEGE:** Started 43-of-47 games at Notre Dame...started in the Fiesta Bowl as a sophomore and the Sugar Bowl as a junior...served as a captain his senior year for the Fighting Irish.

**PERSONAL:** Named Connecticut's Gatorade Player of the Year as a senior at Greenwich High School...played in the U.S. Army All-American Bowl following his senior season in high school...won three state titles as a wrestler...graduated from Notre Dame with a degree in marketing...is married to Ariel and they have one son, John Harris (Harry) Sullivan.

**SULLIVAN'S Games Played Stats:** RAMS 2017 (7/7), Washington 2016 (13/1), Minnesota 2014 (16/16), 2013 (16/16), 2012 (16/16), 2011 (15/15), 2010 (14/14), 2009 (16/16), 2008 (16/0) . **TOTALS (129/101).**





# 88 | MICHAEL THOMAS

Position: Wide Receiver  
 Ht./Wt.: 6-1/195  
 Birth Date: 8/16/94  
 College: Southern Mississippi  
 Hometown: Chicago, Ill.  
 Experience: 2nd year (2nd Rams)  
 Acquired: D6C-2016 (206th)

Career GP/GS (Playoffs): 16/0 (0/0)



**TRANSACTIONS:** Selected by Los Angeles in the sixth round (206th overall) of the 2016 NFL Draft (4/30/16).

**2017 SEASON: Week 7 vs Arizona (10/22):** Inactive...**Week 6 at Jacksonville (10/15):** Saw first action of the 2017 season, primarily on special teams...

**2016 SEASON:** Played in 15 games in his rookie campaign...became a significant contributor on special teams while racking up six special teams tackles...**vs. Buffalo (10/9):** Returned three kickoffs for 62 yards...recorded a special teams tackle...**at New England (12/4):** Saw action at wide receiver and on special teams...recorded three special teams tackles, giving him five on the season...**vs. Atlanta (12/11):** Caught his first NFL pass from QB Jared Goff for a 16 yard gain...returned six kickoffs for 118 yards, including a long of 41 yards...**at Seattle (12/15):** Caught one pass for six yards...**Week 17 vs. Arizona (1/1):** Hauled in a 15 yard reception...recorded his sixth special teams tackle of the season.

**COLLEGE:** As a senior in 2015, named honorable mention All-Conference USA...set a single-season school marks his senior campaign with 1,391 receiving yards and added 14 touchdown receptions...played in 13 of 14 games...tallied 71 receptions for 19.6 ypc...had at least one touchdown catch in each of his final 10 games...notched 100-yard receiving games eight times, including a season-high 190 yards and two scoring grabs against Washington in the Zaxby's Heart of Dallas Bowl (12/26)...also had a 162-yard receiving game that included an acrobatic one-handed touchdown catch that was featured on ESPN's Top 10 plays at Louisiana Tech (11/28)...had a 155 receiving yard and three touchdown performance against North Texas (10/3)...ranks second at the school in career 100-yard games with the program with 10...first on the team in 20-plus yard plays with 34 (28 receptions, six kick returns) to go along with five touchdown grabs of 50 or more yards...in 2014, named All-Conference USA (Honorable Mention)...played in all 12 games on the season, made nine starts...tallied 592 receiving yards and 625 kickoff return yards for 1,217 all-purpose yards...finished the year with 592 yards receiving on 41 catches and five touchdowns...finished with a season-high two touchdowns...notched a pair of 100-yard receiving games...notched six games with 100 or more all-purpose yards, including a pair of 200+ games – Louisiana Tech (222) and Middle Tennessee (207)...in 2013, attended Dodge City Community College...led DCCC with 42 receptions for 709 yards (70.9 yards per game/16.9 average) with three touchdowns in 10 games ... named Honorable Mention All-American...in 2012, attended College of Dupage as a freshman.

**PERSONAL:** Lettered at DuSable High School in Chicago, Ill...helped the Panthers to the State Playoffs as a senior...named first-team All-District as a junior and senior...scored 29 touchdowns combined as a junior and senior...as a senior, notched six touchdowns in a game against Carver HS...son of Lisa Wilson and Michael Thomas...has an older brother, Nate Brown... majored in interdisciplinary studies.

## MICHAEL THOMAS COLLEGE STATISTICS

### NFL STATISTICS

| Year         | Team | G/S         | Receiving |           | Avg         | Lg        | TD       |
|--------------|------|-------------|-----------|-----------|-------------|-----------|----------|
|              |      |             | No        | Yds       |             |           |          |
| 2017         | RAMS | 1/0         | 0         | 0         | 0.0         | 0         | 0        |
| 2016         | RAMS | 15/0        | 3         | 37        | 12.3        | 16        | 0        |
| <b>TOTAL</b> |      | <b>16/0</b> | <b>3</b>  | <b>37</b> | <b>12.3</b> | <b>16</b> | <b>0</b> |

**Additional Career Statistics:** Special Teams Tackles: RAMS: 2016 (6)





# 95 | TYRANN WALKER

|             |                     |
|-------------|---------------------|
| Position:   | Defensive Tackle    |
| Ht./Wt.:    | 6-3/310             |
| Birth Date: | 3/18/90             |
| College:    | Tulsa               |
| Hometown:   | New Iberia, La.     |
| Experience: | 5th Year (1st Rams) |
| Acquired:   | FA-2017             |

Career GP/GS (Playoffs): 49/16 (0/0)



**TRANSACTIONS:** Signed by the Los Angeles Rams as an unrestricted free agent (3/23/17)...declared a free agent (3/9/17)... re-signed an extension with Detroit (3/4/16)...signed with the Detroit Lions as an unrestricted free agent (3/12/15)...declared a free agent (3/10/15)...signed with the New Orleans Saints as an undrafted rookie free agent (4/30/12).

**PRO:** Fifth-year pro who started his career with the New Orleans Saints as an undrafted rookie free agent...has career totals of 39 tackles (24 solo), 3.5 sacks, and one forced fumble...emerged as a contributing threat along the Saints defensive line from 2013-14 before joining the Lions last season...spent the 2012 season on the Saints active roster, but was inactive in 15 contests.

**2017 SEASON: Week 7 vs Arizona (10/22):** Saw time on defense and special teams...tallied two passes defended...**Week 6 at Jacksonville (10/15):** Saw time at defensive tackle...recorded one solo tackle...**Week 5 vs. Seattle (10/8):** Subbed in at defensive tackle...**Week 4 at Dallas (10/1):** Recorded one tackle...**Week 3 at San Francisco (9/21):** Started at defensive tackle... recorded two tackles (one solo) and tallied one forced fumble...**Week 2 vs. Washington (9/17):** Tallied one solo tackle and one pass defended as part of a defensive line rotation...**Week 1 vs. Indianapolis (9/10):** Started the game at defensive tackle and finished with three tackles (two solo) and two TFLs.

**2016 SEASON:** Played in 15 games and started eight with the Lions.

**2015 SEASON:** Missed the majority of the season due to a leg injury, but finished the year with nine total tackles (five solo)... placed on injured reserve 9/7/15... at San Diego (9/13): Tallied three tackles and one quarterback hit...at Minnesota (9/20): garnered two tackles...vs. Denver (9/27): Saw action at DT and snagged one tackle for loss...at Seattle (10/5): Tallied three tackles (one solo) and was a part of a combined effort on the defensive line that produced six sacks for 52 yards, and allowed only one touchdown before leaving the game due to injury.

**2014 SEASON:** Played in all 16 games for the first time in his career, including one start...finished the season with 19 tackles (14 solo), 2.5 sacks, two tackles for loss and one forced fumble...vs. San Francisco (11/9): Picked up his first-career forced fumble on QB Colin Kaepernick that was recovered by Detroit...vs. Carolina (12/7): Recorded a season-high four tackles (three solo)... at Tampa Bay (12/28): Earned his first-career start and finished with three tackles (two solo) and 0.5 sacks.

**2013 SEASON:** Appeared in seven games both in the defensive line rotation and on special teams, finishing the season with nine tackles (four solo), one sack and one pass defended...was inactive Weeks 5-11 due to a knee injury...vs. Miami (9/30): Registered his first-career sack on QB Ryan Tannehill.

**COLLEGE:** Began his college playing career at Jones County (Miss.) Junior College before transferring to Tulsa...started all 26 games in two seasons for the Golden Hurricanes (2010-11) and finished his career with 84 tackles, 25.5 tackles for loss, 13.5 sacks, 11 passes defended, four fumbles, and two fumble recoveries...as a senior in 2011, recorded 41 tackles, 13.5 tackles for loss, eight sacks, eight passes defended, three forced fumbles and two blocked kicks.

**PERSONAL:** Played his high school ball at Westgate High School (La.) where he helped his team win the Class 5A state championship...earned first team all-district honors as a senior and recorded 64 tackles that season.

# TYRUNN WALKER NFL STATISTICS

## REGULAR SEASON

| Year         | Team   | Tackles      |           |           | Interceptions |            |             | Fumbles  |          |          | PD       | FF       | FR       | Yds      |
|--------------|--------|--------------|-----------|-----------|---------------|------------|-------------|----------|----------|----------|----------|----------|----------|----------|
|              |        | G/S          | Total     | Solo      | Asst          | Sk         | Yds         | Int      | Yds      | Lg       |          |          |          |          |
| 2013         | SAINTS | 7/0          | 9         | 4         | 5             | 1.0        | 4.0         | 0        | 0        | 0        | 1        | 0        | 0        | 0        |
| 2014         | SAINTS | 16/1         | 19        | 14        | 5             | 2.5        | 8.0         | 0        | 0        | 0        | 0        | 1        | 0        | 0        |
| 2015         | LIONS  | 4/4          | 9         | 5         | 4             | 0.0        | 0.0         | 0        | 0        | 0        | 0        | 0        | 1        | 0        |
| 2016         | LIONS  | 15/8         | 26        | 15        | 11            | 0.0        | 0.0         | 0        | 0        | 0        | 0        | 0        | 0        | 1        |
| 2017         | RAMS   | 7/3          | 8         | 5         | 3             | 1.0        | 7.0         | 0        | 0        | 0        | 3        | 1        | 0        | 0        |
| <b>Total</b> |        | <b>49/16</b> | <b>71</b> | <b>43</b> | <b>28</b>     | <b>4.5</b> | <b>19.0</b> | <b>0</b> | <b>0</b> | <b>0</b> | <b>4</b> | <b>2</b> | <b>1</b> | <b>1</b> |

### SINGLE GAME HIGHS

Total Tackles – 4 vs. Miami (9/30/13)

Solo Tackles – 2 (eleven times) Last vs. Indianapolis Colts (9/10/2017)

Sacks – 1 (Four times) Last vs. Indianapolis Colts (9/10/2017)

## TYRUNN WALKER GAME-BY-GAME STATISTICS

### 2017 LOS ANGELES RAMS

| Game          | W/L        | P/S        | T        | S        | A        | Sk         | Yds        | Int      | Yds      | Lg       | TD       | PD       | FF       | FR       | Yds      |
|---------------|------------|------------|----------|----------|----------|------------|------------|----------|----------|----------|----------|----------|----------|----------|----------|
| IND 9/10      | W          | 1/1        | 3        | 2        | 1        | 1.0        | 7.0        | 0        | 0        | 0        | 0        | 0        | 0        | 0        | 0        |
| WAS 9/17      | L          | 1/1        | 1        | 1        | 0        | 0          | 0          | 0        | 0        | 0        | 1        | 0        | 0        | 0        | 0        |
| @SF 9/21      | W          | 1/1        | 2        | 1        | 1        | 0          | 0          | 0        | 0        | 0        | 0        | 1        | 0        | 0        | 0        |
| @DAL 10/1     | W          | 1/0        | 1        | 0        | 1        | 0          | 0          | 0        | 0        | 0        | 0        | 0        | 0        | 0        | 0        |
| SEA 10/8      | L          | 1/0        | 0        | 0        | 0        | 0          | 0          | 0        | 0        | 0        | 0        | 0        | 0        | 0        | 0        |
| @JAC 10/15    | W          | 1/0        | 1        | 1        | 0        | 0          | 0          | 0        | 0        | 0        | 0        | 0        | 0        | 0        | 0        |
| ARI 10/22     | W          | 1/0        | 0        | 0        | 0        | 0          | 0          | 0        | 0        | 0        | 2        | 0        | 0        | 0        | 0        |
| @NYG 11/5     | 0/0        | 0/0        | 0        | 0        | 0        | 0          | 0          | 0        | 0        | 0        | 0        | 0        | 0        | 0        | 0        |
| HOU 11/12     | 0/0        | 0/0        | 0        | 0        | 0        | 0          | 0          | 0        | 0        | 0        | 0        | 0        | 0        | 0        | 0        |
| @MIN 11/19    | 0/0        | 0/0        | 0        | 0        | 0        | 0          | 0          | 0        | 0        | 0        | 0        | 0        | 0        | 0        | 0        |
| NO 11/26      | 0/0        | 0/0        | 0        | 0        | 0        | 0          | 0          | 0        | 0        | 0        | 0        | 0        | 0        | 0        | 0        |
| @ARI 12/2     | 0/0        | 0/0        | 0        | 0        | 0        | 0          | 0          | 0        | 0        | 0        | 0        | 0        | 0        | 0        | 0        |
| PHI 12/10     | 0/0        | 0/0        | 0        | 0        | 0        | 0          | 0          | 0        | 0        | 0        | 0        | 0        | 0        | 0        | 0        |
| @SEA 12/17    | 0/0        | 0/0        | 0        | 0        | 0        | 0          | 0          | 0        | 0        | 0        | 0        | 0        | 0        | 0        | 0        |
| @TEN 12/24    | 0/0        | 0/0        | 0        | 0        | 0        | 0          | 0          | 0        | 0        | 0        | 0        | 0        | 0        | 0        | 0        |
| SF 12/31      | 0/0        | 0/0        | 0        | 0        | 0        | 0          | 0          | 0        | 0        | 0        | 0        | 0        | 0        | 0        | 0        |
| <b>TOTALS</b> | <b>5-2</b> | <b>7/3</b> | <b>8</b> | <b>5</b> | <b>3</b> | <b>1.0</b> | <b>7.0</b> | <b>0</b> | <b>0</b> | <b>0</b> | <b>3</b> | <b>1</b> | <b>0</b> | <b>0</b> | <b>0</b> |

### 2016 DETROIT LIONS

| Game          | W/L        | P/S         | T         | S         | A         | Sk         | Yds      | Int      | Yds      | Lg       | TD       | PD       | FF       | FR       | Yds      |
|---------------|------------|-------------|-----------|-----------|-----------|------------|----------|----------|----------|----------|----------|----------|----------|----------|----------|
| @IND 9/11     | W          | 1/1         | 4         | 2         | 2         | 0.0        | 0        | 0        | 0        | 0        | 0        | 0        | 0        | 0        | 0        |
| TEN 9/18      | L          | 1/1         | 2         | 1         | 1         | 0.0        | 0        | 0        | 0        | 0        | 0        | 0        | 0        | 0        | 0        |
| @GB 9/25      | L          | 1/1         | 2         | 1         | 1         | 0.0        | 0        | 0        | 0        | 0        | 0        | 0        | 0        | 0        | 0        |
| @CHI 10/2     | L          | 1/1         | 4         | 2         | 2         | 0.0        | 0        | 0        | 0        | 0        | 0        | 0        | 0        | 0        | 0        |
| PHI 10/9      | W          | 1/1         | 1         | 1         | 0         | 0.0        | 0        | 0        | 0        | 0        | 0        | 0        | 0        | 0        | 1        |
| LAR 10/16     | W          | 1/1         | 1         | 1         | 0         | 0.0        | 0        | 0        | 0        | 0        | 0        | 0        | 0        | 0        | 0        |
| WAS 10/23     | W          | 1/1         | 1         | 1         | 0         | 0.0        | 0        | 0        | 0        | 0        | 0        | 0        | 0        | 0        | 0        |
| @HOU 10/30    | L          | 1/1         | 3         | 1         | 2         | 0.0        | 0        | 0        | 0        | 0        | 0        | 0        | 0        | 0        | 0        |
| @MIN 11/6     | W          | 1/0         | 0         | 0         | 0         | 0.0        | 0        | 0        | 0        | 0        | 0        | 0        | 0        | 0        | 0        |
| JAX 11/20     | W          | 0/0         |           |           |           |            |          |          |          |          |          |          | Inactive |          |          |
| MIN 11/24     | W          | 1/0         | 0         | 0         | 0         | 0.0        | 0        | 0        | 0        | 0        | 0        | 0        | 0        | 0        | 0        |
| @NO 12/4      | W          | 1/0         | 2         | 2         | 0         | 0.0        | 0        | 0        | 0        | 0        | 0        | 0        | 0        | 0        | 0        |
| CHI 12/11     | W          | 1/0         | 1         | 0         | 1         | 0.0        | 0        | 0        | 0        | 0        | 0        | 0        | 0        | 0        | 0        |
| @NYG 12/18    | L          | 1/0         | 2         | 2         | 0         | 0.0        | 0        | 0        | 0        | 0        | 0        | 0        | 0        | 0        | 0        |
| @DAL 12/26    | L          | 1/0         | 1         | 0         | 1         | 0.0        | 0        | 0        | 0        | 0        | 0        | 0        | 0        | 0        | 0        |
| GB 1/1/17     | L          | 1/0         | 2         | 1         | 1         | 0.0        | 0        | 0        | 0        | 0        | 0        | 0        | 0        | 0        | 0        |
| <b>TOTALS</b> | <b>9/7</b> | <b>15/8</b> | <b>26</b> | <b>15</b> | <b>11</b> | <b>0.0</b> | <b>0</b> | <b>0</b> | <b>0</b> | <b>0</b> | <b>0</b> | <b>0</b> | <b>0</b> | <b>0</b> | <b>1</b> |

### 2015 DETROIT LIONS

| Game          | W/L        | P/S        | T        | S        | A        | Sk         | Yds      | Int      | Yds      | Lg       | TD       | PD       | FF       | FR       | Yds      |
|---------------|------------|------------|----------|----------|----------|------------|----------|----------|----------|----------|----------|----------|----------|----------|----------|
| @SD 9/13      | L          | 1/1        | 3        | 2        | 1        | 0.0        | 0        | 0        | 0        | 0        | 0        | 0        | 0        | 0        | 0        |
| @MIN 9/20     | L          | 1/1        | 2        | 1        | 1        | 0.0        | 0        | 0        | 0        | 0        | 0        | 0        | 0        | 0        | 0        |
| DEN 9/27      | L          | 1/1        | 1        | 1        | 0        | 0.0        | 0        | 0        | 0        | 0        | 0        | 0        | 0        | 0        | 0        |
| @SEA 10/5     | L          | 1/1        | 3        | 1        | 2        | 0.0        | 0        | 0        | 0        | 0        | 0        | 0        | 0        | 0        | 0        |
| ARI 10/11     | L          | 0/0        |          |          |          |            |          |          |          |          |          |          |          |          |          |
| CHI 10/18     | W          | 0/0        |          |          |          |            |          |          |          |          |          |          |          |          |          |
| MIN 10/25     | L          | 0/0        |          |          |          |            |          |          |          |          |          |          |          |          |          |
| @KC 11/1      | L          | 0/0        |          |          |          |            |          |          |          |          |          |          |          |          |          |
| @GB 11/15     | W          | 0/0        |          |          |          |            |          |          |          |          |          |          |          |          |          |
| OAK 11/22     | W          | 0/0        |          |          |          |            |          |          |          |          |          |          |          |          |          |
| PHI 11/26     | W          | 0/0        |          |          |          |            |          |          |          |          |          |          |          |          |          |
| GB 12/3       | L          | 0/0        |          |          |          |            |          |          |          |          |          |          |          |          |          |
| @STL 12/13    | L          | 0/0        |          |          |          |            |          |          |          |          |          |          |          |          |          |
| @NO 12/21     | W          | 0/0        |          |          |          |            |          |          |          |          |          |          |          |          |          |
| SF 12/27      | W          | 0/0        |          |          |          |            |          |          |          |          |          |          |          |          |          |
| @CHI 1/3/16   | W          | 0/0        |          |          |          |            |          |          |          |          |          |          |          |          |          |
| <b>TOTALS</b> | <b>7-9</b> | <b>4/4</b> | <b>9</b> | <b>5</b> | <b>4</b> | <b>0.0</b> | <b>0</b> | <b>0</b> | <b>0</b> | <b>0</b> | <b>0</b> | <b>0</b> | <b>0</b> | <b>0</b> | <b>0</b> |

### 2014 NEW ORLEANS SAINTS

| Game          | W/L        | P/S         | T         | S         | A        | Sk         | Yds      | Int      | Yds      | Lg       | TD       | PD       | FF       | FR       | Yds      |
|---------------|------------|-------------|-----------|-----------|----------|------------|----------|----------|----------|----------|----------|----------|----------|----------|----------|
| @ATL 9/7      | L          | 1/0         | 1         | 1         | 0        | 1.0        | 3        | 0        | 0        | 0        | 0        | 0        | 0        | 0        | 0        |
| @CLE 9/14     | L          | 1/0         | 2         | 2         | 0        | 0.0        | 0        | 0        | 0        | 0        | 0        | 0        | 0        | 0        | 0        |
| MIN 9/21      | W          | 1/0         | 1         | 1         | 0        | 0.0        | 0        | 0        | 0        | 0        | 0        | 0        | 0        | 0        | 0        |
| @DAL 9/28     | L          | 1/0         | 1         | 1         | 0        | 0.0        | 0        | 0        | 0        | 0        | 0        | 0        | 0        | 0        | 0        |
| TB 10/5       | W          | 1/0         | 0         | 0         | 0        | 0.0        | 0        | 0        | 0        | 0        | 0        | 0        | 0        | 0        | 0        |
| @DET 10/19    | L          | 1/0         | 0         | 0         | 0        | 0.0        | 0        | 0        | 0        | 0        | 0        | 0        | 0        | 0        | 0        |
| GB 10/26      | W          | 1/0         | 3         | 2         | 1        | 0.0        | 0        | 0        | 0        | 0        | 0        | 0        | 0        | 0        | 0        |
| @CAR 10/30    | W          | 1/0         | 0         | 0         | 0        | 0.0        | 0        | 0        | 0        | 0        | 0        | 0        | 0        | 0        | 0        |
| SF 11/9       | L          | 1/0         | 1         | 1         | 0        | 1.0        | 2        | 0        | 0        | 0        | 0        | 0        | 0        | 1        | 0        |
| CIN 11/16     | L          | 1/0         | 1         | 0         | 1        | 0.0        | 0        | 0        | 0        | 0        | 0        | 0        | 0        | 0        | 0        |
| BAL 11/24     | L          | 1/0         | 0         | 0         | 0        | 0.0        | 0        | 0        | 0        | 0        | 0        | 0        | 0        | 0        | 0        |
| @PIT 11/30    | W          | 1/0         | 1         | 1         | 0        | 0.0        | 0        | 0        | 0        | 0        | 0        | 0        | 0        | 0        | 0        |
| CAR 12/7      | L          | 1/0         | 3         | 2         | 1        | 0.0        | 0        | 0        | 0        | 0        | 0        | 0        | 0        | 0        | 0        |
| @CHI 12/15    | W          | 1/0         | 2         | 1         | 1        | 0.0        | 0        | 0        | 0        | 0        | 0        | 0        | 0        | 0        | 0        |
| ATL 12/21     | L          | 1/0         | 0         | 0         | 0        | 0.0        | 0        | 0        | 0        | 0        | 0        | 0        | 0        | 0        | 0        |
| @TB 12/28     | W          | 1/1         | 3         | 2         | 1        | 0.5        | 3        | 0        | 0        | 0        | 0        | 0        | 0        | 0        | 0        |
| <b>TOTALS</b> | <b>7/9</b> | <b>16/1</b> | <b>19</b> | <b>14</b> | <b>5</b> | <b>2.5</b> | <b>8</b> | <b>0</b> | <b>0</b> | <b>0</b> | <b>0</b> | <b>0</b> | <b>0</b> | <b>1</b> | <b>0</b> |

### 2013 NEW ORLEANS SAINTS

| Game          | W/L         | P/S        | T        | S        | A        | Sk       | Yds      | Int      | Yds      | Lg       | TD       | PD       | FF       | FR       | Yds      |
|---------------|-------------|------------|----------|----------|----------|----------|----------|----------|----------|----------|----------|----------|----------|----------|----------|
| ATL 9/8       | W           | 1/0        | 0        | 0        | 0        | 0.0      | 0        | 0        | 0        | 0        | 0        | 0        | 0        | 0        | 0        |
| @TB 9/15      | W           | 0/0        |          |          |          |          |          |          |          |          |          |          |          |          |          |
| ARI 9/22      | W           | 1/0        | 0        | 0        | 0        | 0.0      | 0        | 0        | 0        | 0        | 0        | 0        | 0        | 0        | 0        |
| MIA 9/30      | W           | 1/0        | 4        | 1        | 3        | 1.0      | 4        | 0        | 0        | 0        | 0        | 0        | 0        | 0        | 0        |
| @CHI 10/6     | W           | 0/0        |          |          |          |          |          |          |          |          |          |          |          |          |          |
| @NE 10/13     | L           | 0/0        |          |          |          |          |          |          |          |          |          |          |          |          |          |
| BUF 10/27     | W           | 0/0        |          |          |          |          |          |          |          |          |          |          |          |          |          |
| @NYJ 11/3     | L           | 0/0        |          |          |          |          |          |          |          |          |          |          |          |          |          |
| DAL 11/10     | W           | 0/0        |          |          |          |          |          |          |          |          |          |          |          |          |          |
| SF 11/17      | W           | 0/0        |          |          |          |          |          |          |          |          |          |          |          |          |          |
| @ATL 11/21    | W           | 0/0        |          |          |          |          |          |          |          |          |          |          |          |          |          |
| @SEA 12/2     | L           | 1/0        | 1        | 0        | 1        | 0.0      | 0        | 0        | 0        | 0        | 0        | 0        | 0        | 0        | 0        |
| CAR 12/8      | W           | 1/0        | 1        | 0        | 1        | 0.0      | 0        | 0        | 0        | 0        | 0        | 0        | 0        | 0        | 0        |
| @STL 12/15    | L           | 0/0        |          |          |          |          |          |          |          |          |          |          |          |          |          |
| @CAR 12/22    | L           | 1/0        | 1        | 1        | 0        | 0.0      | 0        | 0        | 0        | 0        | 1        | 0        | 0        | 0        | 0        |
| TB 12/29      | W           | 1/0        | 2        | 2        | 0        | 0.0      | 0        | 0        | 0        | 0        | 0        | 0        | 0        | 0        | 0        |
| <b>TOTALS</b> | <b>11-5</b> | <b>7/0</b> | <b>9</b> | <b>4</b> | <b>5</b> | <b>1</b> | <b>4</b> | <b>0</b> | <b>0</b> | <b>0</b> | <b>0</b> | <b>1</b> | <b>0</b> | <b>0</b> | <b>0</b> |



# 12 | SAMMY WATKINS

**Position:** Wide Receiver  
**Ht./Wt.:** 6-1/211  
**Birth Date:** 6/14/93  
**College:** Clemson University  
**Hometown:** Fort Meyers, Fla.  
**Experience:** 4th year (1st Rams)  
**Acquired:** T(BUF)-2017

**Career GP/GS (Playoffs):** 44/43 (0/0)



**TRANSACTIONS:** Acquired via trade with the Buffalo Bills in exchange for CB E.J. Gaines and a second-round draft pick in 2018, the Rams also received a sixth-round draft choice...selected by the Buffalo Bills in the first round (4th overall) of the 2014 NFL Draft (5/8/14).

**PRO:** Fourth-year pro has four games with four 150-plus receiving yard games from 2014-16, which is tied for seventh-most in the NFL during that time span...Watkins' 125 catches and 2,029 yards from 2014-15 were the most ever by a Bill in their first two NFL seasons.

**2017 SEASON: Week 7 vs Arizona (10/22):** Started at wide receiver...hailed in three catches for 42 yards...**Week 6 at Jacksonville (10/15):** Started at wide receiver...hailed in one catch for 11 yards...**Week 5 vs. Seattle (10/8):** Started at wide receiver...**Week 4 at Dallas (10/1):** Collected one catch for 17 yards...played 60 of 69 offensive snaps (87%)...**Week 3 at San Francisco (9/21):** Played 44 offensive snaps at wide receiver...hailed in six receptions for two touchdowns and 106 yards receiving..marked his fifth multi-touchdown game of his career and 11th 100-plus yard receiving yardage game...**Week 2 vs. Indianapolis (9/17):** Started at wide receiver...recorded two catches for 30 receiving yards...**Week 1 vs. Indianapolis (9/10):** Started at wide receiver...logged five catches for 58 yards while averaging 11.6 yards per completion.

**COLLEGE:** Tallied 240 receptions for 3,391 yards and 27 touchdowns, 339 yards on 52 carries and one touchdown, six punt returns for 23 yards, and 60 kickoff returns for 1,376 yards and one touchdown in 1,717 snaps over 36 games (29 starts) in his collegiate career...finished first in school history in receptions, first in receptions per game (6.7), first in receiving yards, first in receiving yards per game (94.2), first in 100-yard receiving games (15), tied for first in receiving touchdowns, second in all-purpose yards (5,129), and fifth in kickoff return yards...three-time, first-team All-American, the first Tiger to be a multi-year first-team All-American since 2000,01 (Kyle Young)...two-time First-Team All-ACC selection (media).

**PERSONAL:** Played high school football at South Fort Meyers HS...won the AA state title in the 200-meter and finished second in the 100-meter as a senior...began playing flag football at the age of seven for the Riverdale Wildcats...he is engage to Ta'la, and they have two daughters, Samiah and Salia...his brother Jaylen, is a safety for the Philadelphia Eagles...majored in communication studies.

## SAMMY WATKINS NFL STATISTICS

### REGULAR SEASON

| Year          | Team          | G/S          | Receiving  |              |             |           |           | Rushing  |          |            |          |          |
|---------------|---------------|--------------|------------|--------------|-------------|-----------|-----------|----------|----------|------------|----------|----------|
|               |               |              | No         | Yds          | Avg         | Lg        | TD        | Att      | Yds      | Avg        | Lg       | TD       |
| 2014          | Buffalo Bills | 16/16        | 65         | 982          | 15.1        | 84        | 6         | 2        | 8        | 4.0        | 5        | 0        |
| 2015          | Buffalo Bills | 13/13        | 60         | 1,047        | 17.5        | 63        | 9         | 1        | 1        | 1.0        | 1        | 0        |
| 2016          | Buffalo Bills | 8/8          | 28         | 430          | 15.4        | 62        | 2         | 0        | 0        | 0.0        | 0        | 0        |
| 2017          | RAMS          | 7/6          | 18         | 264          | 14.7        | 47        | 2         | 0        | 0        | 0.0        | 0        | 0        |
| <b>TOTALS</b> |               | <b>44/43</b> | <b>171</b> | <b>2,723</b> | <b>15.9</b> | <b>84</b> | <b>19</b> | <b>3</b> | <b>9</b> | <b>3.0</b> | <b>5</b> | <b>0</b> |

#### SINGLE GAME HIGHS

Receptions- 11, at New York Jets (1/3/16)  
 Reception Yards- 168, vs. Miami (11/8/15)  
 Touchdowns- 2, many times, last at San Francisco (9/21/17)  
 Longest Reception- 84, at New York Jets (10/26/14)

# SAMMY WATKINS GAME-BY-GAME STATISTICS

## 2017 LOS ANGELES RAMS

| Game          | W/L        | Receiving  |           |            |             |           | Rushing  |          |          |          |          |          |
|---------------|------------|------------|-----------|------------|-------------|-----------|----------|----------|----------|----------|----------|----------|
|               |            | P/S        | No        | Yds        | Avg         | Lg        | TD       | Att      | Yds      | Avg      | Lg       | TD       |
| IND 9/10      | W          | 1/1        | 5         | 58         | 11.6        | 24        | 0        | 0        | 0        | 0        | 0        | 0        |
| WAS 9/17      | L          | 1/1        | 2         | 30         | 15.0        | 28        | 0        | 0        | 0        | 0        | 0        | 0        |
| @SF 9/21      | W          | 1/0        | 6         | 106        | 17.7        | 47        | 2        | 0        | 0        | 0        | 0        | 0        |
| @DAL 10/1     | W          | 1/1        | 1         | 17         | 17.0        | 17        | 0        | 0        | 0        | 0        | 0        | 0        |
| SEA 10/8      | L          | 1/1        | 0         | 0          | 0           | 0         | 0        | 0        | 0        | 0        | 0        | 0        |
| @JAC 10/15    | W          | 1/1        | 1         | 11         | 11.0        | 11        | 0        | 0        | 0        | 0        | 0        | 0        |
| ARI 10/22     | W          | 1/1        | 3         | 42         | 14.0        | 16        | 0        | 0        | 0        | 0        | 0        | 0        |
| @NYG 11/5     |            | 0/0        | 0         | 0          | 0           | 0         | 0        | 0        | 0        | 0        | 0        | 0        |
| HOU 11/12     |            | 0/0        | 0         | 0          | 0           | 0         | 0        | 0        | 0        | 0        | 0        | 0        |
| @MIN 11/19    |            | 0/0        | 0         | 0          | 0           | 0         | 0        | 0        | 0        | 0        | 0        | 0        |
| NO 11/26      |            | 0/0        | 0         | 0          | 0           | 0         | 0        | 0        | 0        | 0        | 0        | 0        |
| @ARI 12/2     |            | 0/0        | 0         | 0          | 0           | 0         | 0        | 0        | 0        | 0        | 0        | 0        |
| PHI 12/10     |            | 0/0        | 0         | 0          | 0           | 0         | 0        | 0        | 0        | 0        | 0        | 0        |
| @SEA 12/17    |            | 0/0        | 0         | 0          | 0           | 0         | 0        | 0        | 0        | 0        | 0        | 0        |
| @TEN 12/24    |            | 0/0        | 0         | 0          | 0           | 0         | 0        | 0        | 0        | 0        | 0        | 0        |
| SF 12/31      |            | 0/0        | 0         | 0          | 0           | 0         | 0        | 0        | 0        | 0        | 0        | 0        |
| <b>TOTALS</b> | <b>5-2</b> | <b>7/6</b> | <b>18</b> | <b>264</b> | <b>14.7</b> | <b>47</b> | <b>0</b> | <b>0</b> | <b>0</b> | <b>0</b> | <b>0</b> | <b>0</b> |

## 2016 BUFFALO BILLS

| Game          | W/L        | Receiving  |           |            |             |           | Rushing  |          |          |            |          |          |
|---------------|------------|------------|-----------|------------|-------------|-----------|----------|----------|----------|------------|----------|----------|
|               |            | P/S        | No        | Yds        | Avg         | Lg        | TD       | Att      | Yds      | Avg        | Lg       | TD       |
| @BAL 9/11     | L          | 1/1        | 4         | 43         | 10.8        | 19        | 0        | 0        | 0        | 0.0        | 0        | 0        |
| NYJ 9/15      | L          | 1/1        | 2         | 20         | 10.0        | 11        | 0        | 0        | 0        | 0.0        | 0        | 0        |
| ARI 9/25      | W          |            |           |            |             |           |          |          |          | Inactive   |          |          |
| @NE 10/2      | W          |            |           |            |             |           |          |          |          | Inactive   |          |          |
| @LA 10/9      | W          |            |           |            |             |           |          |          |          | Inactive   |          |          |
| SF 10/16      | W          |            |           |            |             |           |          |          |          | Inactive   |          |          |
| @MIA 10/23    | L          |            |           |            |             |           |          |          |          | Inactive   |          |          |
| NE 10/30      | L          |            |           |            |             |           |          |          |          | Inactive   |          |          |
| @SEA 11/7     | L          |            |           |            |             |           |          |          |          | Inactive   |          |          |
| @CIN 11/20    | W          |            |           |            |             |           |          |          |          | Inactive   |          |          |
| JAX 11/27     | W          | 1/1        | 3         | 80         | 26.7        | 62        | 0        | 0        | 0        | 0.0        | 0        | 0        |
| @OAK 12/4     | L          | 1/1        | 3         | 38         | 12.7        | 16        | 0        | 0        | 0        | 0.0        | 0        | 0        |
| PIT 12/11     | L          | 1/1        | 4         | 54         | 13.5        | 18        | 1        | 0        | 0        | 0.0        | 0        | 0        |
| CLE 12/18     | W          | 1/1        | 1         | 10         | 10.0        | 10        | 0        | 0        | 0        | 0.0        | 0        | 0        |
| MIA 12/24     | L          | 1/1        | 7         | 154        | 22.0        | 53        | 1        | 0        | 0        | 0.0        | 0        | 0        |
| @NYJ 1/1/17   | L          | 1/1        | 4         | 31         | 7.8         | 14        | 0        | 0        | 0        | 0.0        | 0        | 0        |
| <b>TOTALS</b> | <b>7-9</b> | <b>8/8</b> | <b>28</b> | <b>430</b> | <b>15.4</b> | <b>62</b> | <b>2</b> | <b>0</b> | <b>0</b> | <b>0.0</b> | <b>0</b> | <b>0</b> |

## 2015 BUFFALO BILLS

| Game         | W/L        | Receiving    |           |              |             |           | Rushing  |          |          |            |          |          |
|--------------|------------|--------------|-----------|--------------|-------------|-----------|----------|----------|----------|------------|----------|----------|
|              |            | P/S          | No        | Yds          | Avg         | Lg        | TD       | Att      | Yds      | Avg        | Lg       | TD       |
| IND 9/13     | W          | 1/1          | 0         | 0            | 0.0         | 0         | 0        | 0        | 0.0      | 0          | 0        | 0        |
| NE 9/20      | L          | 1/1          | 6         | 60           | 10.0        | 24t       | 1        | 0        | 0        | 0.0        | 0        | 0        |
| @MIA 9/27    | W          | 1/1          | 1         | 39           | 39.0        | 39        | 0        | 0        | 0        | 0.0        | 0        | 0        |
| NYG 10/4     | L          |              |           |              |             |           |          |          |          | Inactive   |          |          |
| @TEN 10/11   | W          |              |           |              |             |           |          |          |          | Inactive   |          |          |
| CIN 10/18    | L          | 1/1          | 4         | 48           | 12.0        | 22t       | 1        | 0        | 0        | 0.0        | 0        | 0        |
| @JAX 10/25   | L          |              |           |              |             |           |          |          |          | Inactive   |          |          |
| MIA 11/8     | W          | 1/1          | 8         | 168          | 21.0        | 63        | 1        | 0        | 0        | 0.0        | 0        | 0        |
| @NYJ 11/12   | W          | 1/1          | 3         | 14           | 4.7         | 6         | 0        | 0        | 0        | 0.0        | 0        | 0        |
| @NE 11/23    | L          | 1/1          | 3         | 39           | 13.0        | 16        | 0        | 0        | 0        | 0.0        | 0        | 0        |
| @KC 11/29    | L          | 1/1          | 6         | 158          | 26.3        | 48        | 2        | 0        | 0        | 0.0        | 0        | 0        |
| HOU 12/6     | W          | 1/1          | 3         | 109          | 36.3        | 53        | 1        | 0        | 0        | 0.0        | 0        | 0        |
| @PHI 12/13   | L          | 1/1          | 5         | 81           | 16.2        | 47t       | 1        | 1        | 1        | 1.0        | 1        | 0        |
| @WAS 12/20   | L          | 1/1          | 5         | 111          | 22.2        | 48t       | 2        | 0        | 0        | 0.0        | 0        | 0        |
| DAL 12/27    | W          | 1/1          | 5         | 84           | 16.8        | 37        | 0        | 0        | 0        | 0.0        | 0        | 0        |
| NYJ 1/3/16   | W          | 1/1          | 11        | 136          | 12.4        | 38        | 0        | 0        | 0        | 0.0        | 0        | 0        |
| <b>TOTAL</b> | <b>8-8</b> | <b>13/13</b> | <b>60</b> | <b>1,047</b> | <b>17.5</b> | <b>63</b> | <b>9</b> | <b>1</b> | <b>1</b> | <b>1.0</b> | <b>1</b> | <b>0</b> |

## 2014 BUFFALO BILLS

| Game         | W/L        | Receiving    |           |            |             |           | Rushing  |          |          |            |          |          |
|--------------|------------|--------------|-----------|------------|-------------|-----------|----------|----------|----------|------------|----------|----------|
|              |            | P/S          | No        | Yds        | Avg         | Lg        | TD       | Att      | Yds      | Avg        | Lg       | TD       |
| @CHI 9/7     | W          | 1/1          | 3         | 31         | 10.3        | 25        | 0        | 0        | 0        | 0.0        | 0        | 0        |
| MIA 9/14     | W          | 1/1          | 8         | 117        | 14.6        | 30        | 1        | 0        | 0        | 0.0        | 0        | 0        |
| SD 9/21      | L          | 1/1          | 2         | 19         | 9.5         | 16        | 0        | 0        | 0        | 0.0        | 0        | 0        |
| @HOU 9/28    | L          | 1/1          | 4         | 30         | 7.5         | 10        | 1        | 0        | 0        | 0.0        | 0        | 0        |
| @DET 10/5    | W          | 1/1          | 7         | 87         | 12.4        | 22        | 0        | 0        | 0        | 0.0        | 0        | 0        |
| NE 10/12     | L          | 1/1          | 2         | 27         | 13.5        | 20        | 0        | 0        | 0        | 0.0        | 0        | 0        |
| MIN 10/19    | W          | 1/1          | 9         | 122        | 13.6        | 26t       | 2        | 0        | 0        | 0.0        | 0        | 0        |
| @NYJ 10/26   | W          | 1/1          | 3         | 157        | 52.3        | 84        | 1        | 0        | 0        | 0.0        | 0        | 0        |
| KC 11/9      | L          | 1/1          | 4         | 27         | 6.8         | 8         | 0        | 0        | 0        | 0.0        | 0        | 0        |
| @MIA 11/13   | L          | 1/1          | 3         | 32         | 10.7        | 18        | 0        | 1        | 3        | 3.0        | 3        | 0        |
| NYJ 11/23    | W          | 1/1          | 3         | 35         | 11.7        | 17        | 0        | 0        | 0        | 0.0        | 0        | 0        |
| CLE 11/30    | W          | 1/1          | 3         | 11         | 3.7         | 5         | 0        | 0        | 0        | 0.0        | 0        | 0        |
| @DEN 12/7    | L          | 1/1          | 7         | 127        | 18.1        | 35        | 0        | 0        | 0        | 0.0        | 0        | 0        |
| GB 12/14     | W          | 1/1          | 1         | 28         | 28.0        | 28        | 0        | 0        | 0        | 0.0        | 0        | 0        |
| @OAK 12/21   | L          | 1/1          | 3         | 75         | 25.0        | 42t       | 1        | 0        | 0        | 0.0        | 0        | 0        |
| @NE 12/28    | W          | 1/1          | 3         | 57         | 19.0        | 43        | 0        | 1        | 5        | 5.0        | 5        | 0        |
| <b>TOTAL</b> | <b>9-7</b> | <b>16/16</b> | <b>65</b> | <b>982</b> | <b>15.1</b> | <b>84</b> | <b>6</b> | <b>2</b> | <b>8</b> | <b>4.0</b> | <b>5</b> | <b>0</b> |





# 21 | KAYVON WEBSTER

|             |                     |
|-------------|---------------------|
| Position:   | Cornerback          |
| Ht./Wt.:    | 5-11/192            |
| Birth Date: | 2/1/91              |
| College:    | South Florida       |
| Hometown:   | Opa-locka, Fla.     |
| Experience: | 5th year (1st Rams) |
| Acquired:   | FA-2017             |

Career GP/GS (Playoffs): 59/7 (7/0)



**TRANSACTIONS:** Signed by the Rams as a free agent (3/14/17)...selected by the Denver Broncos in the third round (90th overall) of the 2013 NFL Draft (4/26/13).

**PRO:** Fifth-year cornerback is in his first season with the Rams after signing as a free agent prior to the 2017 season...has played in 59 career games with seven starts in his career as well as appearing in seven postseason contests...played a prominent role on the Broncos' special teams unit in his four seasons in Denver.

**2017 SEASON: Week 7 vs Arizona (10/22):** Started at cornerback...recorded two solo tackles and one pass defended...**Week 6 at Jacksonville (10/15):** Started at cornerback...recorded six solo tackles...**Week 5 vs. Seattle (10/8):** Started at cornerback...tallied three tackles (one solo) and two passes defended... **Week 4 at Dallas (10/1):** Started at cornerback...collected a personal-high seven tackles (six solo)...**Week 3 at San Francisco (9/21):** Declared inactive...**Week 2 vs. Washington (9/17):** Declared inactive...**Week 1 vs. Indianapolis (9/10):** Started at cornerback...recorded two tackles (one solo).

**2016 SEASON:** Played in 13 games...named a special teams captain by his Denver teammates...notched four special teams tackles...**vs. Carolina (9/8):** Recorded one tackle and one special teams tackle...**at San Diego (10/13):** Notched one pass defended and one special teams tackle.

**2015 SEASON:** Played in 15 games...tied for the Broncos team lead with nine special teams tackles...played in Denver's three postseason contests, leading the Broncos special teams units en route to the club's Super Bowl 50 victory...**vs. San Diego (1/3/16):** Tallied one tackle and one pass defended...**AFC Championship vs. New England (1/24/16):** Recorded two total tackles and one pass defended.

**2014 SEASON:** Saw action in 12 regular season games and one postseason contest...compiled 19 total tackles (18 solo) and four special teams stops...**at New York Jets (10/12):** Compiled a season-high four solo tackles...**vs. Miami (11/23):** Matched a season-high with four solo tackles.

**2013 SEASON:** Started two-of-14 games played in his rookie season...finished the campaign with 38 tackles (34 solo), nine passes defended, one forced fumble and two special teams tackles...also appeared in three postseason games...**at New York Giants (9/15):** Recorded two special teams tackles...**vs. Dallas (10/6):** Made his first career start...forced a WR Dez Bryant fumble, which lead to a Broncos touchdown...**vs. Jacksonville (10/13):** Notched his first career interception when he picked off Jaguars QB Chad Henne, returning it 10 yards, setting up a Denver touchdown on the ensuing drive.

**COLLEGE:** Started 32-of-49 in four seasons at South Florida...finished his career with 190 tackles (136 solo)...added two sacks for a loss of 39 yards as well as three interceptions...also tallied four forced fumbles and two fumble recoveries...was named first-team All-Big East as a senior in 2012, a season in which he became the Big East's only cornerback to lead his team in tackles... named second-team All-Big East as a junior after notching two interceptions.

**PERSONAL:** Played on offense and defense Monsignor Pace High School in Opa-locka, Fla...was a three-time All-Dade County selection...as a senior, recorded eight receiving touchdowns on offense as well as 65 tackles and seven forced fumbles on defense...graduated from USF with a health science degree.



# KAYVON WEBSTER NFL STATISTICS

## REGULAR SEASON

| Year         | Team   | G/S         | Tackles   |           |           |            | Sk         | Yds      | Interceptions |           |          | TD        | Fumbles  |          |          | Yds |
|--------------|--------|-------------|-----------|-----------|-----------|------------|------------|----------|---------------|-----------|----------|-----------|----------|----------|----------|-----|
|              |        |             | Total     | Solo      | Asst      |            |            |          | Int           | Yds       | Lg       |           | PD       | FF       | FR       |     |
| 2013         | Denver | 14/2        | 38        | 34        | 4         | 0.0        | 0.0        | 1        | 10            | 10        | 0        | 9         | 1        | 0        | 0        |     |
| 2014         | Denver | 12/0        | 19        | 18        | 1         | 0.0        | 0.0        | 0        | 0             | 0         | 0        | 2         | 0        | 0        | 0        |     |
| 2015         | Denver | 15/0        | 2         | 2         | 0         | 0.0        | 0.0        | 0        | 0             | 0         | 0        | 2         | 0        | 0        | 0        |     |
| 2016         | Denver | 13/0        | 5         | 4         | 1         | 0.0        | 0.0        | 0        | 0             | 0         | 0        | 1         | 0        | 0        | 0        |     |
| 2017         | RAMS   | 5/5         | 20        | 16        | 4         | 0.0        | 0.0        | 0        | 0             | 0         | 0        | 3         | 0        | 0        | 0        |     |
| <b>Total</b> |        | <b>59/7</b> | <b>84</b> | <b>74</b> | <b>10</b> | <b>0.0</b> | <b>0.0</b> | <b>1</b> | <b>10</b>     | <b>10</b> | <b>0</b> | <b>17</b> | <b>1</b> | <b>0</b> | <b>0</b> |     |

**ADDITIONAL CAREER STATISTICS:** Special teams tackles: Broncos: 2016 (4), 2015 (9), 2014 (4), 2013 (4).

### SINGLE GAME HIGHS

Total Tackles – 7, at Dallas (10/1/17)  
 Interceptions – 1, vs. Jacksonville (10/13/13)  
 Pass Defensed- 2, vs. twice, last vs. Seattle (10/8/17)

# KAYVON WEBSTER GAME-BY-GAME STATISTICS

## 2017 LOS ANGELES RAMS

| Game          | W/L        | P/S        | T         | S         | A        | Sk         | Yds        | Int      | Yds      | Lg       | TD       | PD       | FF       | FR       | Yds      |
|---------------|------------|------------|-----------|-----------|----------|------------|------------|----------|----------|----------|----------|----------|----------|----------|----------|
| IND 9/10      | W          | 1/1        | 2         | 1         | 1        | 0.0        | 0.0        | 0        | 0        | 0        | 0        | 0        | 0        | 0        | 0        |
| WAS 9/17      | L          | 0/0        |           |           |          |            |            |          |          |          |          |          |          |          |          |
| @SF 9/21      | W          | 0/0        |           |           |          | Inactive   |            |          |          |          |          |          |          |          |          |
| @DAL 10/1     | W          | 1/1        | 7         | 6         | 1        | 0          | 0          | 0        | 0        | 0        | 0        | 0        | 0        | 0        | 0        |
| SEA 10/8      | L          | 1/1        | 3         | 1         | 2        | 0          | 0          | 0        | 0        | 0        | 2        | 0        | 0        | 0        | 0        |
| @JAC 10/15    | W          | 1/1        | 6         | 6         | 0        | 0          | 0          | 0        | 0        | 0        | 0        | 0        | 0        | 0        | 0        |
| ARI 10/22     | W          | 1/1        | 2         | 2         | 0        | 0          | 0          | 0        | 0        | 0        | 1        | 0        | 0        | 0        | 0        |
| @NYG 11/5     | 0/0        | 0          | 0         | 0         | 0        | 0          | 0          | 0        | 0        | 0        | 0        | 0        | 0        | 0        | 0        |
| HOU 11/12     | 0/0        | 0          | 0         | 0         | 0        | 0          | 0          | 0        | 0        | 0        | 0        | 0        | 0        | 0        | 0        |
| @MIN 11/19    | 0/0        | 0          | 0         | 0         | 0        | 0          | 0          | 0        | 0        | 0        | 0        | 0        | 0        | 0        | 0        |
| NO 11/26      | 0/0        | 0          | 0         | 0         | 0        | 0          | 0          | 0        | 0        | 0        | 0        | 0        | 0        | 0        | 0        |
| @ARI 12/2     | 0/0        | 0          | 0         | 0         | 0        | 0          | 0          | 0        | 0        | 0        | 0        | 0        | 0        | 0        | 0        |
| PHI 12/10     | 0/0        | 0          | 0         | 0         | 0        | 0          | 0          | 0        | 0        | 0        | 0        | 0        | 0        | 0        | 0        |
| @SEA 12/17    | 0/0        | 0          | 0         | 0         | 0        | 0          | 0          | 0        | 0        | 0        | 0        | 0        | 0        | 0        | 0        |
| @TEN 12/24    | 0/0        | 0          | 0         | 0         | 0        | 0          | 0          | 0        | 0        | 0        | 0        | 0        | 0        | 0        | 0        |
| SF 12/31      | 0/0        | 0          | 0         | 0         | 0        | 0          | 0          | 0        | 0        | 0        | 0        | 0        | 0        | 0        | 0        |
| <b>TOTALS</b> | <b>5-2</b> | <b>5/5</b> | <b>20</b> | <b>16</b> | <b>4</b> | <b>0.0</b> | <b>0.0</b> | <b>0</b> | <b>0</b> | <b>0</b> | <b>3</b> | <b>0</b> | <b>0</b> | <b>0</b> | <b>0</b> |

## 2016 DENVER BRONCOS

| Game          | W/L        | P/S         | T        | S        | A        | Sk         | Yds      | Int      | Yds      | Lg       | TD       | PD       | FF       | FR       | Yds      |
|---------------|------------|-------------|----------|----------|----------|------------|----------|----------|----------|----------|----------|----------|----------|----------|----------|
| CAR 9/8       | W          | 1/0         | 1        | 1        | 0        | 0.0        | 0        | 0        | 0        | 0        | 0        | 0        | 0        | 0        | 0        |
| IND 9/18      | W          | 1/0         | 1        | 0        | 1        | 0.0        | 0        | 0        | 0        | 0        | 0        | 0        | 0        | 0        | 0        |
| @CIN 9/25     | W          | 1/0         | 0        | 0        | 0        | 0.0        | 0        | 0        | 0        | 0        | 0        | 0        | 0        | 0        | 0        |
| @TB 10/2      | W          | 1/0         | 0        | 0        | 0        | 0.0        | 0        | 0        | 0        | 0        | 0        | 0        | 0        | 0        | 0        |
| ATL 10/9      | L          | 0/0         |          |          |          |            |          |          |          |          |          |          | Inactive |          |          |
| @SD 10/13     | L          | 1/0         | 0        | 0        | 0        | 0.0        | 0        | 0        | 0        | 0        | 0        | 0        | 0        | 1        | 0        |
| HOU 10/24     | W          | 1/0         | 1        | 1        | 0        | 0.0        | 0        | 0        | 0        | 0        | 0        | 0        | 0        | 0        | 0        |
| SD 10/30      | W          | 1/0         | 1        | 1        | 0        | 0.0        | 0        | 0        | 0        | 0        | 0        | 0        | 0        | 0        | 0        |
| @OAK 11/6     | L          | 0/0         |          |          |          |            |          |          |          |          |          |          | Inactive |          |          |
| @NO 11/13     | W          | 1/0         | 1        | 0        | 1        | 0.0        | 0        | 0        | 0        | 0        | 0        | 0        | 0        | 0        | 0        |
| KC 11/27      | L          | 1/0         | 0        | 0        | 0        | 0.0        | 0        | 0        | 0        | 0        | 0        | 0        | 0        | 0        | 0        |
| @JAX 12/4     | W          | 1/0         | 0        | 0        | 0        | 0.0        | 0        | 0        | 0        | 0        | 0        | 0        | 0        | 0        | 0        |
| @TEN 12/11    | L          | 1/0         | 0        | 0        | 0        | 0.0        | 0        | 0        | 0        | 0        | 0        | 0        | 0        | 0        | 0        |
| NE 12/18      | L          | 1/0         | 0        | 0        | 0        | 0.0        | 0        | 0        | 0        | 0        | 0        | 0        | 0        | 0        | 0        |
| @KC 12/24     | L          | 1/0         | 0        | 0        | 0        | 0.0        | 0        | 0        | 0        | 0        | 0        | 0        | 0        | 0        | 0        |
| OAK 1/1/17    | W          | 0/0         | 0        | 0        | 0        | 0.0        | 0        | 1        | 0        | 0        | 0        | 0        | 0        | 0        | 0        |
| <b>TOTALS</b> | <b>9-7</b> | <b>13/0</b> | <b>5</b> | <b>4</b> | <b>1</b> | <b>0.0</b> | <b>0</b> | <b>0</b> | <b>0</b> | <b>0</b> | <b>0</b> | <b>1</b> | <b>0</b> | <b>0</b> | <b>0</b> |

## 2015 DENVER BRONCOS

| Game              | W/L         | P/S         | T        | S        | A        | Sk         | Yds        | Int      | Yds      | Lg       | TD       | PD       | FF       | FR       | Yds      |
|-------------------|-------------|-------------|----------|----------|----------|------------|------------|----------|----------|----------|----------|----------|----------|----------|----------|
| BAL 9/13          | W           | 1/0         | 0        | 0        | 0        | 0.0        | 0.0        | 0        | 0        | 0        | 0        | 0        | 0        | 0        | 0        |
| @KC 9/17          | W           | 1/0         | 0        | 0        | 0        | 0.0        | 0.0        | 0        | 0        | 0        | 0        | 0        | 0        | 0        | 0        |
| @DET 9/27         | W           | 0/0         | 0        | 0        | 0        | 0.0        | 0.0        | 0        | 0        | 0        | 0        | 0        | 0        | 0        | 0        |
| MIN 10/4          | W           | 1/0         | 0        | 0        | 0        | 0.0        | 0.0        | 0        | 0        | 0        | 0        | 0        | 0        | 0        | 0        |
| @OAK 10/11        | W           | 1/0         | 0        | 0        | 0        | 0.0        | 0.0        | 0        | 0        | 0        | 1        | 0        | 0        | 0        | 0        |
| @CLE 10/18        | W           | 1/0         | 0        | 0        | 0        | 0.0        | 0.0        | 0        | 0        | 0        | 0        | 0        | 0        | 0        | 0        |
| GB 11/1           | W           | 1/0         | 0        | 0        | 0        | 0.0        | 0.0        | 0        | 0        | 0        | 0        | 0        | 0        | 0        | 0        |
| @IND 11/8         | L           | 1/0         | 1        | 1        | 0        | 0.0        | 0.0        | 0        | 0        | 0        | 0        | 0        | 0        | 0        | 0        |
| KC 11/15          | L           | 1/0         | 0        | 0        | 0        | 0.0        | 0.0        | 0        | 0        | 0        | 0        | 0        | 0        | 0        | 0        |
| @CHI 11/22        | W           | 1/0         | 0        | 0        | 0        | 0.0        | 0.0        | 0        | 0        | 0        | 0        | 0        | 0        | 0        | 0        |
| NE 11/29          | W           | 1/0         | 0        | 0        | 0        | 0.0        | 0.0        | 0        | 0        | 0        | 0        | 0        | 0        | 0        | 0        |
| @SD 12/6          | W           | 1/0         | 0        | 0        | 0        | 0.0        | 0.0        | 0        | 0        | 0        | 0        | 0        | 0        | 0        | 0        |
| OAK 12/13         | L           | 1/0         | 0        | 0        | 0        | 0.0        | 0.0        | 0        | 0        | 0        | 0        | 0        | 0        | 0        | 0        |
| PIT 12/20         | L           | 1/0         | 0        | 0        | 0        | 0.0        | 0.0        | 0        | 0        | 0        | 0        | 0        | 0        | 0        | 0        |
| CIN 12/28         | W           | 1/0         | 0        | 0        | 0        | 0.0        | 0.0        | 0        | 0        | 0        | 0        | 0        | 0        | 0        | 0        |
| SD 1/3/16         | W           | 1/0         | 1        | 1        | 0        | 0.0        | 0.0        | 0        | 0        | 0        | 1        | 0        | 0        | 0        | 0        |
| <b>TOTAL</b>      | <b>12-4</b> | <b>15/0</b> | <b>2</b> | <b>2</b> | <b>0</b> | <b>0.0</b> | <b>0.0</b> | <b>0</b> | <b>0</b> | <b>0</b> | <b>2</b> | <b>0</b> | <b>0</b> | <b>0</b> | <b>0</b> |
| <b>POSTSEASON</b> |             |             |          |          |          |            |            |          |          |          |          |          |          |          |          |
| PIT 1/17/16       | W           | 1/0         | 0        | 0        | 0        | 0.0        | 0.0        | 0        | 0        | 0        | 0        | 0        | 0        | 0        | 0        |
| NE 1/24/16        | W           | 1/0         | 2        | 2        | 0        | 0.0        | 0.0        | 0        | 0        | 0        | 1        | 0        | 0        | 0        | 0        |
| CAR 2/7/16        | W           | 1/0         | 0        | 0        | 0        | 0.0        | 0.0        | 0        | 0        | 0        | 0        | 0        | 0        | 0        | 0        |
| <b>TOTAL</b>      | <b>3-0</b>  | <b>3/0</b>  | <b>2</b> | <b>2</b> | <b>0</b> | <b>0.0</b> | <b>0.0</b> | <b>0</b> | <b>0</b> | <b>0</b> | <b>1</b> | <b>0</b> | <b>0</b> | <b>0</b> | <b>0</b> |

## 2014 DENVER BRONCOS

| Game              | W/L         | P/S         | T         | S         | A        | Sk         | Yds        | Int      | Yds      | Lg       | TD       | PD       | FF       | FR       | Yds      |
|-------------------|-------------|-------------|-----------|-----------|----------|------------|------------|----------|----------|----------|----------|----------|----------|----------|----------|
| IND 9/7           | W           | 0/0         |           |           |          |            |            |          |          |          |          |          |          |          |          |
| KC 9/14           | W           | 1/0         | 2         | 2         | 0        | 0.0        | 0          | 0        | 0        | 0        | 0        | 0        | 0        | 0        | 0        |
| @SEA 9/21         | L           | 1/0         | 2         | 2         | 0        | 0.0        | 0          | 0        | 0        | 0        | 0        | 0        | 0        | 0        | 0        |
| ARI 10/5          | W           | 1/0         | 0         | 0         | 0        | 0.0        | 0          | 0        | 0        | 0        | 0        | 0        | 0        | 0        | 0        |
| @NYJ 10/12        | W           | 1/0         | 4         | 4         | 0        | 0.0        | 0          | 0        | 0        | 0        | 0        | 0        | 0        | 0        | 0        |
| SF 10/19          | W           | 1/0         | 2         | 1         | 1        | 0.0        | 0          | 0        | 0        | 0        | 0        | 0        | 0        | 0        | 0        |
| SD 10/23          | W           | 1/0         | 1         | 1         | 0        | 0.0        | 0          | 0        | 0        | 0        | 0        | 0        | 0        | 0        | 0        |
| @NE 11/2          | L           | 1/0         | 2         | 2         | 0        | 0.0        | 0          | 0        | 0        | 0        | 0        | 0        | 0        | 0        | 0        |
| @OAK 11/9         | W           | 1/0         | 0         | 0         | 0        | 0.0        | 0          | 0        | 0        | 0        | 0        | 0        | 0        | 0        | 0        |
| @STL 11/16        | L           | 1/0         | 0         | 0         | 0        | 0.0        | 0          | 0        | 0        | 0        | 0        | 0        | 0        | 0        | 0        |
| MIA 11/23         | W           | 1/0         | 4         | 4         | 0        | 0.0        | 0          | 0        | 0        | 0        | 0        | 0        | 0        | 0        | 0        |
| @KC 11/30         | W           | 0/0         |           |           |          |            |            |          |          |          |          |          | Inactive |          |          |
| BUF 12/7          | W           | 0/0         |           |           |          |            |            |          |          |          |          |          | Inactive |          |          |
| @SD 12/14         | W           | 0/0         |           |           |          |            |            |          |          |          |          |          | Inactive |          |          |
| @CIN 12/22        | L           | 1/0         | 0         | 0         | 0        | 0.0        | 0          | 0        | 0        | 0        | 0        | 0        | 0        | 0        | 0        |
| OAK 12/28         | W           | 1/0         | 2         | 2         | 0        | 0.0        | 0          | 0        | 0        | 0        | 0        | 2        | 0        | 0        | 0        |
| <b>TOTALS</b>     | <b>12/4</b> | <b>12/0</b> | <b>19</b> | <b>18</b> | <b>1</b> | <b>0.0</b> | <b>0</b>   | <b>0</b> | <b>0</b> | <b>0</b> | <b>0</b> | <b>2</b> | <b>0</b> | <b>0</b> | <b>0</b> |
| <b>POSTSEASON</b> |             |             |           |           |          |            |            |          |          |          |          |          |          |          |          |
| PIT 1/17/16       | L           | 1/0         | 0         | 0         | 0        | 0.0        | 0.0        | 0        | 0        | 0        | 0        | 0        | 0        | 0        | 0        |
| <b>TOTALS</b>     | <b>0-1</b>  | <b>1/0</b>  | <b>0</b>  | <b>0</b>  | <b>0</b> | <b>0.0</b> | <b>0.0</b> | <b>0</b> | <b>0</b> | <b>0</b> | <b>0</b> | <b>0</b> | <b>0</b> | <b>0</b> | <b>0</b> |

## 2013 DENVER BRONCOS

| Game    | W/L | P/S | T | S | A | Sk  | Yds | Int | Yds | Lg | TD | PD | FF | FR | Yds |
|---------|-----|-----|---|---|---|-----|-----|-----|-----|----|----|----|----|----|-----|
| BAL 9/5 | W   | 1/0 | 1 | 1 | 0 | 0.0 |     |     |     |    |    |    |    |    |     |



# 93 | ETHAN WESTBROOKS

|             |                     |
|-------------|---------------------|
| Position:   | Defensive Tackle    |
| Ht./Wt.:    | 6-4/283             |
| Birth Date: | 11/15/90            |
| College:    | West Texas A&M      |
| Hometown:   | Oakland, Calif.     |
| Experience: | 4th year (4th Rams) |
| Acquired:   | FA-2014             |

Career GP/GS (Playoffs): 42/3 (0/0)



**TRANSACTIONS:** Signed a contract extension with the Rams (9/11/17)...signed to Rams active roster (8/29/14)...signed with the Rams as an undrafted rookie free agent (5/12/14).

**PRO:** Third-year pro has played in 42 games, starting three at defensive end...collected 94 tackles (52 solo), three sacks, and one defensive touchdown.

**2017 SEASON:** **Week 7 vs Arizona (10/22):** Subbed in at defensive end...tallied two tackles (one solo)...recorded one sack and one quarterback hit...**Week 6 at Jacksonville (10/15):** Subbed in at defensive end...recorded one solo tackle...**Week 5 vs. Seattle (10/8):** Subbed in at defensive end...recored one solo tackle...**Week 4 at Dallas (10/1):** Recorded three tackles (one solo)...**Week 3 at San Francisco (9/21):** Subbed in at defensive end...played 13 defensive snaps...recorded one solo tackle...**Week 2 vs. Washington (9/17):** Logged one solo tackle and one pass defensed...**Week 1 vs. Indianapolis (9/10):** Started at defensive end...recorded three tackles (two solo)...also tallied one sack

**2016 SEASON:** Saw action in every game this season while making two starts at defensive end...posted career-highs in tackles (46), solo tackles (26), assisted tackles (20), passes defensed (2), and scored his first touchdown of his career...**at Tampa Bay (9/25):** Recorded his first career touchdown after recovering a fumble 77 yards to the end zone...also racked up five tackles (one solo), and three quarterback pressures...**at Arizona (10/2):** Made his first career start...recorded three tackles (one solo)...pressured the quarterback three times...contributed to a defense that forced five turnovers...**vs. Buffalo (10/9):** Started his second consecutive game at defensive end...sacked quarterback Tyrod Taylor for a five yard loss...marked his first sack of the season, and third of his career...recorded two tackles (one solo), had one pass defensed, and pressured the quarterback five times...**vs. New York Giants (10/23):** Registered five tackles (one solo)...recorded two hits on QB Eli Manning...**vs. Carolina (11/6):** Recorded four tackles (one solo) and one pass defensed...**vs. Atlanta (12/11):** Recorded four solo tackles...pressured and hit QB Matt Ryan once.

**2015 SEASON:** Played in 11 games...notched 30 tackles (17 solo) and 2.0 sacks...**vs. Tampa Bay (12/17):** Saw action on defense and special teams...notched a personal best six tackles (four solo)...**vs. Chicago (11/15):** Made four tackles (one solo)...**at Minnesota (11/8):** Registered two tackles (one solo)...tallied two quarterback pressures and one quarterback hit...**vs. San Francisco (11/1):** Registered a sack for the second consecutive week...also made two tackles and was credited with a quarterback pressure and a quarterback hit...**vs. Cleveland (10/25):** Recorded his first career sack for a loss of eight yards...also made two tackles (one solo) and had two quarterback hits...**at Green Bay (10/11):** Declared inactive...**at Arizona (10/4):** Made three tackles (two solo) and had one quarterback hit...**vs. Pittsburgh (9/27):** Made two solo tackles and had one quarterback pressure...**at Washington (9/20):** Saw action on defense...made three tackles (two solo)...also had one quarterback pressure...**vs. Seattle (9/13):** Saw action at defensive end, recorded three tackles (one solo)...also had one quarterback pressure.

**2014 SEASON:** Played in six games...**at Tampa Bay (9/14):** Made his NFL debut...saw action on defense and special teams...tallied one assisted tackle...**vs. Dallas (9/21):** Saw action on defense...recorded four tackles (one solo)...**at Philadelphia (10/5):** Saw action at defensive end and on special teams...registered four tackles (three solo)...also had three quarterback pressures and one hit...**vs. Denver (11/16):** Saw action on defense and special teams...made two tackles (one solo) on defense...**at San Diego (11/23):** Saw action on defense and special teams...recorded one assisted tackle.

**COLLEGE:** Earned first team all-conference honors as he led the team with 19.5 tackles for loss...was second in the conference in tackles for loss and led the team with 10 quarterback hurries...in 2012, was named the Ron Lenz Division II National Defensive Player of the Year as he had 19.5 sacks, coming within one sack of the NCAA Division II record, and as he earned multiple All-America accolades...began collegiate career at Sacramento City College where he earned all-league honors all-conference accolades and all-state in 2011.

**PERSONAL:** Played at Franklin High School where he earned all-league and all-conference honors...also participated in track and field as he threw the shot put and discus...mother is Trisha Warren...has seven siblings...majored in nursing with a business minor at West Texas A&M...participated in many community events, including the 6th Annual Playground Build at Marygrove, St. Louis Rams Training Academy Youth Camp and the United Way Kickoff for Charity Luncheon...has three children, Karina, Elijah and London.







# 77 | ANDREW WHITWORTH

|             |                      |
|-------------|----------------------|
| Position:   | Left Tackle          |
| Ht./Wt.:    | 6-7/333              |
| Birth Date: | 12/12/81             |
| College:    | Louisiana State      |
| Hometown:   | Monroe, LA.          |
| Experience: | 12th year (1st Rams) |
| Acquired:   | FA-2017              |

Career GP/GS (Playoffs): 175/171 (6/6)



**TRANSACTIONS:** Signed with Rams as a free agent (3/9/17)...signed contract extension with Bengals (9/23/15)...signed contract extension with Bengals (8/31/11)...signed contract extension with Bengals (7/27/08)...signed with Bengals (7/29/06)...selected by Cincinnati in the second round of 2006 NFL Draft (55th overall).

**PRO:** Twelve-year pro has competed in 175 games with 171 starts...versatile left tackle who has also seen action at left guard...three-time NFL Pro Bowler (2013, 2016, 2017)...*The Associated Press* All-Pro team in 2015...recorded three seasons with allowing only one sack or less (2007, 2014, 2016)...registered eight seasons (2006-2007, 2009, 2011-2015) in which his pass blocking has produced a 1,000 yard receiver (T.Houshmandzadeh: 2006 & 2007; C.Johnson: 2006, 2007, 2009; A.Green: 2011 & 2013, B. Green-Ellis: 2012; J. Hill: 2014)...registered five seasons in which he blocked for three different 1,000-yard rushers (R.Johnson: 2006, C.Benson: 2009-2011, B.Green-Ellis: 2012).



**2017 SEASON: Week 7 vs Arizona (10/22):** Started at left tackle...gave QB Jared Goff time in the pocket allowing him to throw for 235 yards and a touchdown...**Week 6 at Jacksonville (10/15):** Started at left tackle...played all 59 offensive snaps...**Week 5 vs. Seattle (10/8):** Started at left tackle...played all 74 offensive snaps...**Week 4 at Dallas (10/1):** Started at tackle...played all 69 offensive snaps...helped give QB Jared Goff time in the pocket to throw for 255 yards and two touchdowns...**Week 3 at San Francisco (9/21):** Started at left tackle...played all 67 offensive snaps, and paved the way for RB Todd Gurley who scored three total touchdowns...**Week 2 vs. Washington (9/17):** Started at left tackle...played all 50 offensive snaps...**Week 1 vs. Indianapolis (9/10):** Started at left tackle and provided time for QB Jared Goff to throw for a career-best 306 yards.

**2016 SEASON:** Started all 16 regular season games at left tackle...earned a Pro Bowl nod for the second-consecutive season, third time in his career...**at New York Jets (9/11):** Contributed to an offensive line unit that helped QB Andy Dalton throw for 366 yards...**at Pittsburgh (9/18):** Blocked the blindside of QB Andy Dalton to produce 366 yards through the air...**vs. Denver (9/25):** Blocked for a rushing attack that totaled 143 net yards...**vs. Miami (9/29):** Helped the offense control possession for 38:02.

**2015 SEASON:** Started at left tackle in all 16 regular season games, including one playoff start in an AFC Wild Card match-up versus Pittsburgh...received Pro Bowl honors for the second time in his career...named to the All-Pro team by the *Associated Press*...**vs. San Diego (9/20):** Recorded second-straight game without allowing a sack...paved the way for an offensive unit to produced a 175-yard rushing output...**vs. Kansas City (10/4):** Contributed to an offensive line that allowed no sacks...helped guide Bengals to their first game in franchise history with more than 300 net passing yards (321) and four rushing touchdowns...**vs. Seattle (10/11):** Helped lead the rally from a 24-7 fourth-quarter deficit as Bengals became first team since Week 15 of the 2010 season to win after trailing by 17 or more in the final period.

**2014 SEASON:** Started 16 games at left tackle, including an AFC Wild Card playoff contest at Indianapolis...named first-team All-Pro by Peter King's *Monday Morning QB* and second-team All-Pro by *The Associated Press*...part of the protection that allowed no sacks in the first three games of the season, for first time in franchise history...helped lead a pass protection unit that helped the Bengals rank third in NFL in fewest sacks allowed (23) and least sack yardage allowed (130)...supported a rushing attack that ranked sixth in the league with 134.2 yards per game...**vs. Baltimore (10/26):** Helped power the way for three 1-yard touchdown runs in goal line situations, including the game-winning touchdown by QB Andy Dalton on fourth-and-1 play late in fourth quarter...**at Cleveland (12/14):** Contributed to an offense that powered 244 rushing yards, the highest rushing yardage total for the Bengals since Nov. 28, 2004 vs. Cleveland (253 yards)...**vs. Denver (12/22):** Paved the way for the offense to produce 207 rushing yards in a playoff-clinching win.

**2013 SEASON:** Started all 14 regular season games he appeared in, starting at left tackle and left guard positions, including the Wild Card playoff match-up against San Diego...**vs. New York Jets (10/27):** Contributed to pass protection that allowed only one sack, as QB Andy Dalton threw a career-best five touchdown passes...**vs. San Diego (1/5/14):** Aided a 439-yard offensive output in the AFC Wild Card playoffs.

**2012 SEASON:** Selected to the Pro Bowl for the first time in his career...helped RB BenJarvus Green-Ellis post an NFL-leading 14 conversions on third-and-1 rushing plays, with only one failure to convert...part of the run-blocking effort for Green-Ellis to gain at least 100 yards four times in a five-game stretch, only second instance of a Bengals back getting four 100-yarders in five games.

**2011 SEASON:** Started at left tackle in every regular season game, and the AFC Wild Card playoff contest at Houston.

**2010 SEASON:** Started all 16 games at the left tackle position...helped Cincinnati's offense rank second in the AFC and sixth in the NFL in fewest sacks allowed per passing attempt (one every 22.07 passing attempts).

**2009 SEASON:** Voted by teammates as a team captain...guided team to a single-season record of eight games with a 100-yard rusher, including an individual club mark of six by RB Cedric Benson...**at Baltimore (10/11):** Assisted RB Cedric Benson (27-for-120) to become first player in 40 games to rush for 100 yards against Baltimore...**vs. Chicago (10/25):** Paved the way for RB Cedric Benson's career-high 189 rushing yard output, while also aiding a sack-free performance up front...**vs. New York Jets (1/9/10):** Guided RB Cedric Benson to a Bengals postseason-record 169 rushing yards in an AFC Wild Card playoff game.

**2008 SEASON:** Started the first 10 games at left guard, but suffered a season-ending ankle injury in Week 11 vs. Philadelphia.

**2007 SEASON:** Started all 16 games of the regular season at both left tackle and left guard...played on 1,041-of-1,047 offensive team snaps (99.4 percent) as Bengals set club record for fewest sacks allowed (17).

**2006 SEASON:** Veterans' injuries opened the door for the rookie to make 12 starts among his 16 games played...made 10-of-12 starts at left tackle...**vs. Cleveland (9/17):** Earned first professional start in his second career game, opening at left guard.

**COLLEGE:** A pillar of the LSU offensive line from 2002-05, Whitworth never missed a game or a practice due to injury...closed career with the second-most starts (52) in NCAA Division I annals...played primarily left tackle and was credited with no sacks allowed as a senior, and only one as a junior...earned All-SEC first-team honors as both a junior and senior, including a consensus nod as a senior...started every game as a sophomore in 2003 as LSU won the BCS national championship with a 13-1 mark...spent five years at LSU, including 2001 redshirt.

**PERSONAL:** Hometown is West Monroe, La...led West Monroe High School to three Class 5A state football titles, as a freshman, sophomore and senior...graduated from LSU in December 2005 with degree in general studies...former junior tennis champion in Louisiana, and is also an excellent golfer...a Bengals leader in community service, working through his BigWhit 77 Foundation...hosts a fund-raising golf tournament in Louisiana, and enjoys serving as a motivational speaker to youth groups, and is known for having personally reached out to families in need... married to his wife Melissa, with four children (twins Sarah and Drew, Michael, and Katherine).

**WHITWORTH'S Games Played Stats:** L.A. 2017 (7/7), CIN 2016 (16/16), 2015 (16/16), 2014 (16/16), 2013 (14/14), 2012 (16/16), 2011 (16/16), 2010 (16/16), 2009 (16/16), 2008 (10/10), 2007 (16/16), 2006 (16/12). Postseason Totals: 2009 (1/1), 2011 (1/1), 2012 (1/1), 2013 (1/1), 2014 (1/1), 2015 (1/1). **TOTALS: (175/171).**





# 63 | DARRELL WILLIAMS

|             |                     |
|-------------|---------------------|
| Position:   | Tackle              |
| Ht./Wt.     | 6-5/305             |
| Birth Date: | 8/3/93              |
| College:    | South Florida       |
| Hometown:   | Orlando, Fla.       |
| Experience: | 2nd year (2nd Rams) |
| Acquired:   | FA-2015             |

Career GP/GS (Playoffs): 12/0 (0/0)



**TRANSACTIONS:** Signed with the Rams as an undrafted free agent (5/7/15).


**2017 SEASON:** **Week 7 vs Arizona (10/22):** Subbed in at tackle...**Week 6 at Jacksonville (10/15):** Saw action on offense and special teams...**Week 5 vs. Seattle (10/8):** Saw action on three special teams plays...**Week 4 at Dallas (10/1):** Saw action on special teams...**Week 3 at San Francisco (9/21):** Saw action on special teams...**Week 2 vs. Washington:** Contributed on four special teams plays...**Week 1 vs. Indianapolis (9/10):** Saw action on five offensive and eight special teams plays.

**2016 SEASON:** Placed on reserve/injured (10/2/16).

**2015 SEASON:** Placed on reserve/injured (11/17/15)...played in five games.

**COLLEGE:** Appeared in 45 career games with 29 starts...as a senior, started all 12 games at left tackle...helped lead Marlon Mack to just the fourth 1,000-yard rushing season in school history and a school and conference record 275 yards vs. Western Carolina (8/30)...started all 12 games at left tackle as a junior...saw action in eight games as a sophomore with five starts at left tackle...earned first-team all-Central Florida and all-Orange County as a senior at Evans High School in Orlando...was born in Jamaica and moved to the U.S. in the ninth grade...graduated in December (2014) with a degree in communications.

**WILLIAMS' Games Played-Starts:** RAMS: 2017 (7/0), 2015 (5/0), **TOTALS: (12/0).**



# 17 | ROBERT WOODS

|             |                     |
|-------------|---------------------|
| Position:   | Wide Receiver       |
| Ht./Wt.     | 6-0/193             |
| Birth Date: | 4/10/92             |
| College:    | Southern California |
| Hometown:   | Gardena, Calif.     |
| Experience: | 5th year (1st Rams) |
| Acquired:   | FA-2017             |

Career GP/GS (Playoffs): 64/55 (0/0)



**TRANSACTIONS:** Signed by the Rams as a free agent (3/9/17)...selected by the Buffalo Bills in the second round (41st overall) of the 2013 NFL Draft (4/26/13).

**PRO:** Fifth-year wide receiver is in his first season with the Rams after signing as a free agent prior to the 2017 season...has played in 63 career games with 54 starts in his career.

**2017 SEASON: Week 7 vs Arizona (10/22):** Started at wide receiver...recorded five catches for 59 yards...**Week 6 at Jacksonville (10/15):** Started at wide receiver...hauled in five catches for 70 yards (14.0 avg.)...**Week 5 vs. Seattle (10/8):** Started at wide receiver...hauled in five receptions for 66 yards...**Week 4 at Dallas (10/1):** Started at wide receiver...logged two receptions for 17 yards...**Week 3 at San Francisco (9/21):** Started at wide receiver...hauled in six receptions for 108 yards with a long 31-yard reception...marked his fourth 100-plus yard receiving game of his career...**Week 2 vs. Washington (9/17):** Started at wide receiver...logged one reception for eight yards...**Week 1 vs. Indianapolis (9/10):** Started at wide receiver and grabbed three receptions for 53 yards with a long reception of 27 yards.

**2016 SEASON:** Played in 13 games, started 10...led the Bills with 613 receiving yards...finished second on the team with 51 receptions...**at New England (10/2):** Hauled in seven receptions for 89 yards...**vs. San Francisco (10/16):** Caught five passes for 44 yards and a touchdown...**at Seattle (11/7):** Notched a career-high 10 receptions for 162 yards.

**2015 SEASON:** Played in 14 games, started nine...ended the year with 47 receptions for 552 yards and three touchdowns...**vs. New England (10/4):** Hauled in three passes for 60 yards and one touchdown...**at Jacksonville (10/25):** Tied a then career-high with nine receptions...added one touchdown on 84 yards receiving.

**2014 SEASON:** Started 15-of-16 games...finished the season with 65 receptions for 699 yards and five touchdowns...**vs. New England (10/12):** Led the Bills with seven receptions for 78 yards and one touchdown...**vs. New York Jets (10/26):** Set previous career highs with nine catches for 118 yards...also added one touchdown reception.

**2013 SEASON:** Started 13-of-14 games played...became the first Buffalo rookie receiver with 40 receptions since 2004...led the team in receiving yards three times...**vs. New England (9/8):** Caught his first career touchdown on an 18-yard reception from QB E.J. Manuel...**vs. Baltimore (9/29):** Led the Bills with 80 receiving yards...**at Jacksonville (12/15):** Set career highs with five receptions for 82 yards...all five of his receptions resulted in first downs...notched his third touchdown reception of the season.

**COLLEGE:** Started 38-of-38 games in his three-year career at USC...finished his career as the Trojans' all-time leader in receptions (252)...currently ranks eighth in program history with 2,930 receiving yards and second in receiving touchdowns (32)...also set the Trojans all-time record for most receptions in a game with 17 (9/3/11) vs. Minnesota...ended his time at USC with 200 total points scored...as a sophomore, led the Pac-12 with 9.3 receptions per game...in 2010, was named the Pac-10's Offensive Freshman of the Year...became the first true freshman wide receiver to start the season opener at wide receiver in the post-World War II era.

**PERSONAL:** A member of the 2009 USA Today All-USA First Team as a senior at Serra High School in Gardena, Calif., after tallying 15 touchdowns and more than 1,100 receiving yards in addition to eight interceptions on defense while helping the school to a 15-0 record and the California Division III championship...as a junior added 19 receiving touchdowns and seven interceptions on defense...also ran track at Serra, where he won the CIF Division IV 200 and 400-meter races and was a member of the winning 1,600-meter relay team...graduated with a bachelor's degree in policy, planning and development.

# ROBERT WOODS NFL STATISTICS

## REGULAR SEASON

| Year          | Team          | G/S          | Receiving  |              |             |           |           | Rushing  |           |            |           |          |
|---------------|---------------|--------------|------------|--------------|-------------|-----------|-----------|----------|-----------|------------|-----------|----------|
|               |               |              | No         | Yds          | Avg         | Lg        | TD        | Att      | Yds       | Avg        | Lg        | TD       |
| 2013          | Buffalo Bills | 14/14        | 40         | 587          | 14.7        | 57        | 3         | 2        | 16        | 8.0        | 13        | 0        |
| 2014          | Buffalo Bills | 16/15        | 65         | 699          | 10.8        | 37        | 5         | 0        | 0         | 0.0        | 0         | 0        |
| 2015          | Buffalo Bills | 14/9         | 47         | 552          | 11.7        | 37        | 3         | 1        | 0         | 0.0        | 0         | 0        |
| 2016          | Buffalo Bills | 13/10        | 51         | 613          | 12.0        | 34        | 1         | 1        | 6         | 6.0        | 0         | 0        |
| 2017          | RAMS          | 7/7          | 27         | 381          | 14.1        | 31        | 0         | 2        | 12        | 6.0        | 8         | 0        |
| <b>TOTALS</b> |               | <b>64/55</b> | <b>230</b> | <b>2,832</b> | <b>12.3</b> | <b>57</b> | <b>12</b> | <b>6</b> | <b>34</b> | <b>5.7</b> | <b>13</b> | <b>0</b> |

### SINGLE GAME HIGHS

Receptions- 10, at Seattle (11/7/16)  
 Reception Yards- 162, at Seattle (11/7/16)  
 Touchdowns- 1, many times, last vs. San Francisco (10/16/16)  
 Longest Reception- 57, vs. Miami (12/22/13)

# ROBERT WOODS GAME-BY-GAME STATISTICS

## 2017 LOS ANGELES RAMS

| Game          | W/L        | P/S        | Receiving |            |             |           |          | Rushing  |           |            |          |          |
|---------------|------------|------------|-----------|------------|-------------|-----------|----------|----------|-----------|------------|----------|----------|
|               |            |            | No        | Yds        | Avg         | Lg        | TD       | Att      | Yds       | Avg        | Lg       | TD       |
| IND 9/10      | W          | 1/1        | 3         | 53         | 17.7        | 27        | 0        | 0        | 0         | 0          | 0        | 0        |
| WAS 9/17      | L          | 1/1        | 1         | 8          | 8.0         | 8         | 0        | 0        | 0         | 0          | 0        | 0        |
| @SF 9/21      | W          | 1/1        | 6         | 108        | 18.0        | 31        | 0        | 0        | 0         | 0          | 0        | 0        |
| @DAL 10/1     | W          | 1/1        | 2         | 17         | 8.5         | 19        | 0        | 0        | 0         | 0          | 0        | 0        |
| SEA 10/8      | L          | 1/1        | 5         | 66         | 13.2        | 20        | 0        | 1        | 8         | 8.0        | 8        | 0        |
| @JAC 10/15    | W          | 1/1        | 5         | 70         | 14.0        | 22        | 0        | 0        | 0         | 0          | 0        | 0        |
| ARI 10/22     | W          | 1/1        | 5         | 59         | 11.8        | 17        | 0        | 1        | 4         | 4.0        | 4        | 0        |
| @NYG 11/5     | 0/0        | 0/0        | 0         | 0          | 0.0         | 0         | 0        | 0        | 0         | 0          | 0        | 0        |
| HOU 11/12     | 0/0        | 0/0        | 0         | 0          | 0.0         | 0         | 0        | 0        | 0         | 0          | 0        | 0        |
| @MIN 11/19    | 0/0        | 0/0        | 0         | 0          | 0.0         | 0         | 0        | 0        | 0         | 0          | 0        | 0        |
| NO 11/26      | 0/0        | 0/0        | 0         | 0          | 0.0         | 0         | 0        | 0        | 0         | 0          | 0        | 0        |
| @ARI 12/2     | 0/0        | 0/0        | 0         | 0          | 0.0         | 0         | 0        | 0        | 0         | 0          | 0        | 0        |
| PHI 12/10     | 0/0        | 0/0        | 0         | 0          | 0.0         | 0         | 0        | 0        | 0         | 0          | 0        | 0        |
| @SEA 12/17    | 0/0        | 0/0        | 0         | 0          | 0.0         | 0         | 0        | 0        | 0         | 0          | 0        | 0        |
| @TEN 12/24    | 0/0        | 0/0        | 0         | 0          | 0.0         | 0         | 0        | 0        | 0         | 0          | 0        | 0        |
| SF 12/31      | 0/0        | 0/0        | 0         | 0          | 0.0         | 0         | 0        | 0        | 0         | 0          | 0        | 0        |
| <b>TOTALS</b> | <b>5-2</b> | <b>7/7</b> | <b>27</b> | <b>381</b> | <b>14.1</b> | <b>31</b> | <b>0</b> | <b>2</b> | <b>12</b> | <b>6.0</b> | <b>8</b> | <b>0</b> |

## 2016 BUFFALO BILLS

| Game          | W/L        | P/S          | Receiving |            |             |           |          | Rushing  |          |            |          |          |
|---------------|------------|--------------|-----------|------------|-------------|-----------|----------|----------|----------|------------|----------|----------|
|               |            |              | No        | Yds        | Avg         | Lg        | TD       | Att      | Yds      | Avg        | Lg       | TD       |
| @BAL 9/11     | L          | 1/1          | 4         | 20         | 5.0         | 9         | 0        | 0        | 0        | 0          | 0        | 0        |
| NYJ 9/15      | L          | 1/1          | 1         | 10         | 10.0        | 10        | 0        | 0        | 0        | 0          | 0        | 0        |
| ARI 9/25      | W          | 1/1          | 6         | 51         | 8.5         | 24        | 0        | 0        | 0        | 0          | 0        | 0        |
| @NE 10/2      | W          | 1/1          | 7         | 89         | 12.7        | 23        | 2        | 0        | 0        | 0          | 0        | 0        |
| @LA 10/9      | W          | 1/1          | 2         | 26         | 13.0        | 17        | 0        | 0        | 0        | 0          | 0        | 0        |
| SF 10/16      | W          | 1/1          | 5         | 44         | 8.8         | 18        | 1        | 1        | 6        | 6.0        | 6        | 0        |
| @MIA 10/23    | L          | 0/0          |           |            |             |           | Inactive |          |          |            |          |          |
| NE 10/30      | L          | 1/0          | 4         | 50         | 12.5        | 20        | 0        | 0        | 0        | 0          | 0        | 0        |
| @SEA 11/7     | L          | 1/1          | 10        | 162        | 16.2        | 29        | 0        | 0        | 0        | 0          | 0        | 0        |
| @CIN 11/20    | W          | 1/1          | 3         | 41         | 13.7        | 24        | 0        | 0        | 0        | 0          | 0        | 0        |
| JAX 11/27     | W          | 0/0          |           |            |             |           | Inactive |          |          |            |          |          |
| @OAK 12/4     | L          | 0/0          |           |            |             |           | Inactive |          |          |            |          |          |
| PIT 12/11     | L          | 1/0          | 1         | 29         | 29.0        | 29        | 0        | 0        | 0        | 0          | 0        | 0        |
| CLE 12/18     | W          | 1/1          | 5         | 5.0        | 5           | 0         | 0        | 0        | 0        | 0          | 0        | 0        |
| MIA 12/24     | L          | 1/1          | 3         | 43         | 14.3        | 34        | 0        | 0        | 0        | 0          | 0        | 0        |
| @NYJ 1/1/17   | L          | 1/1          | 4         | 43         | 10.8        | 16        | 0        | 0        | 0        | 0          | 0        | 0        |
| <b>TOTALS</b> | <b>7-9</b> | <b>13/10</b> | <b>51</b> | <b>613</b> | <b>12.0</b> | <b>34</b> | <b>1</b> | <b>1</b> | <b>6</b> | <b>6.0</b> | <b>6</b> | <b>0</b> |

## 2015 BUFFALO BILLS

| Game         | W/L        | P/S         | Receiving |            |             |           |          | Rushing  |          |            |          |          |
|--------------|------------|-------------|-----------|------------|-------------|-----------|----------|----------|----------|------------|----------|----------|
|              |            |             | No        | Yds        | Avg         | Lg        | TD       | Att      | Yds      | Avg        | Lg       | TD       |
| IND 9/13     | W          | 1/0         | 2         | 27         | 13.5        | 15        | 0        | 0        | 0        | 0          | 0        | 0        |
| NE 9/20      | L          | 1/0         | 3         | 60         | 20.0        | 32t       | 1        | 0        | 0        | 0          | 0        | 0        |
| @MIA 9/27    | W          | 1/0         | 4         | 38         | 9.5         | 16        | 0        | 0        | 0        | 0          | 0        | 0        |
| NYG 10/4     | L          | 1/0         | 3         | 33         | 11.0        | 17        | 0        | 0        | 0        | 0          | 0        | 0        |
| @TEN 10/11   | W          | 1/1         | 1         | 6          | 6.0         | 6         | 0        | 0        | 0        | 0          | 0        | 0        |
| CIN 10/18    | L          | 1/1         | 4         | 47         | 11.8        | 22        | 0        | 0        | 0        | 0          | 0        | 0        |
| @JAX 10/25   | L          | 1/1         | 9         | 84         | 9.3         | 16t       | 1        | 0        | 0        | 0          | 0        | 0        |
| MIA 11/8     | W          | 1/1         | 0         | 0          | 0.0         | 0         | 0        | 1        | 0        | 0.0        | 0        | 0        |
| @NYJ 11/12   | W          | 1/1         | 3         | 19         | 6.3         | 10        | 0        | 0        | 0        | 0          | 0        | 0        |
| @NE 11/23    | L          | 1/1         | 4         | 44         | 11.0        | 18        | 0        | 0        | 0        | 0          | 0        | 0        |
| @KC 11/29    | L          | 1/1         | 3         | 25         | 8.3         | 12        | 0        | 0        | 0        | 0          | 0        | 0        |
| HOU 12/6     | W          | 1/1         | 2         | 19         | 9.5         | 17        | 1        | 0        | 0        | 0          | 0        | 0        |
| @PHI 12/13   | L          | 1/0         | 5         | 106        | 21.2        | 37        | 0        | 0        | 0        | 0          | 0        | 0        |
| @WAS 12/20   | L          | 1/1         | 4         | 44         | 11.0        | 17        | 0        | 0        | 0        | 0          | 0        | 0        |
| DAL 12/27    | W          | 0/0         |           |            |             |           | Inactive |          |          |            |          |          |
| NYJ 1/3/16   | W          | 0/0         |           |            |             |           | Inactive |          |          |            |          |          |
| <b>TOTAL</b> | <b>8-8</b> | <b>14/9</b> | <b>47</b> | <b>552</b> | <b>11.7</b> | <b>37</b> | <b>3</b> | <b>1</b> | <b>0</b> | <b>0.0</b> | <b>0</b> | <b>0</b> |

## 2014 BUFFALO BILLS

| Game         | W/L        | P/S          | Receiving |            |             |           |          | Rushing  |          |            |          |          |
|--------------|------------|--------------|-----------|------------|-------------|-----------|----------|----------|----------|------------|----------|----------|
|              |            |              | No        | Yds        | Avg         | Lg        | TD       | Att      | Yds      | Avg        | Lg       | TD       |
| @CHI 9/7     | W          | 1/1          | 4         | 78         | 19.5        | 32        | 0        | 0        | 0        | 0          | 0        | 0        |
| MIA 9/14     | W          | 1/1          | 1         | 5          | 5.0         | 5         | 0        | 0        | 0        | 0          | 0        | 0        |
| SD 9/21      | L          | 1/1          | 3         | 19         | 6.3         | 15        | 0        | 0        | 0        | 0          | 0        | 0        |
| @HOU 9/28    | L          | 1/1          | 3         | 17         | 5.6         | 13        | 0        | 0        | 0        | 0          | 0        | 0        |
| @DET 10/5    | W          | 1/1          | 3         | 37         | 12.3        | 18        | 0        | 0        | 0        | 0          | 0        | 0        |
| NE 10/12     | L          | 1/1          | 7         | 78         | 11.3        | 35        | 0        | 0        | 0        | 0          | 0        | 0        |
| MIN 10/19    | W          | 1/1          | 4         | 10         | 2.5         | 7         | 0        | 0        | 0        | 0          | 0        | 0        |
| @NYJ 10/26   | W          | 1/1          | 3         | 50         | 16.7        | 25        | 0        | 0        | 0        | 0          | 0        | 0        |
| KC 11/9      | L          | 1/1          | 6         | 52         | 8.7         | 20        | 0        | 0        | 0        | 0          | 0        | 0        |
| @MIA 11/13   | L          | 1/1          | 2         | 15         | 7.5         | 9         | 0        | 0        | 0        | 0          | 0        | 0        |
| NYJ 11/23    | W          | 1/1          | 9         | 118        | 13.1        | 37        | 1        | 0        | 0        | 0          | 0        | 0        |
| CLE 11/30    | W          | 1/1          | 3         | 71         | 17.8        | 34        | 0        | 0        | 0        | 0          | 0        | 0        |
| @DEN 12/7    | L          | 1/1          | 3         | 36         | 12.0        | 17        | 0        | 0        | 0        | 0          | 0        | 0        |
| GB 12/14     | W          | 1/1          | 2         | 22         | 11.0        | 18        | 0        | 0        | 0        | 0          | 0        | 0        |
| @OAK 12/21   | L          | 1/1          | 7         | 52         | 7.4         | 30        | 1        | 0        | 0        | 0          | 0        | 0        |
| @NE 12/28    | W          | 1/0          | 4         | 39         | 9.8         | 20        | 1        | 0        | 0        | 0          | 0        | 0        |
| <b>TOTAL</b> | <b>9-7</b> | <b>16/15</b> | <b>65</b> | <b>699</b> | <b>10.8</b> | <b>37</b> | <b>5</b> | <b>0</b> | <b>0</b> | <b>0.0</b> | <b>0</b> | <b>0</b> |

## 2013 BUFFALO BILLS

| Game         | W/L         | P/S          | Receiving |            |             |           |          | Rushing  |           |            |           |          |
|--------------|-------------|--------------|-----------|------------|-------------|-----------|----------|----------|-----------|------------|-----------|----------|
|              |             |              | No        | Yds        | Avg         | Lg        | TD       | Att      | Yds       | Avg        | Lg        | TD       |
| NE 9/8       | L           | 1/1          | 1         | 18         | 18.0        | 18        | 1        | 0        | 0         | 0          | 0         | 0        |
| CAR 9/15     | W           | 1/1          | 4         | 68         | 17.0        | 28        | 0        | 1        | 3         | 3.0        | 3         | 0        |
| @NYJ 9/22    | L           | 1/1          | 2         | 35         | 17.5        | 29        | 0        | 0        | 0         | 0          | 0         | 0        |
| BAL 9/29     | W           | 1/1          | 4         | 80         | 20.0        | 42t       | 1        | 1        | 13        | 13.0       | 13        | 0        |
| @CLE 10/3    | L           | 1/1          | 5         | 64         | 12.8        | 24        | 0        | 0        | 0         | 0          | 0         | 0        |
| CIN 10/13    | L           | 1/1          | 2         | 9          | 4.5         | 6         | 1        | 0        | 0         | 0          | 0         | 0        |
| @MIA 10/20   | W           | 1/1          | 3         | 24         | 8.0         | 11        | 0        | 0        | 0         | 0          | 0         | 0        |
| @NO 10/27    | L           | 1/1          | 1         | 7          | 7.0         | 7         | 0        | 0        | 0         | 0          | 0         | 0        |
| KC 11/3      | L           | 1/0          | 4         | 44         | 11.0        | 18        | 0        | 0        | 0         | 0          | 0         | 0        |
| @PIT 11/10   | L           | 0/0          |           |            |             |           | Inactive |          |           |            |           |          |
| NYJ 11/17    | W           | 0/0          |           |            |             |           | Inactive |          |           |            |           |          |
| ATL 12/1     | L           | 1/1          | 2         | 39         | 19.5        | 33        | 0        | 0        | 0         | 0          | 0         | 0        |
| @TB 12/8     | L           | 1/1          | 3         | 20         | 6.7         | 9         | 0        | 0        | 0         | 0          | 0         | 0        |
| @JAX 12/15   | W           | 1/1          | 5         | 82         | 16.4        | 20        | 1        | 0        | 0         | 0          | 0         | 0        |
| MIA 12/22    | W           | 1/1          | 3         | 70         | 23.3        | 57        | 0        | 0        | 0         | 0          | 0         | 0        |
| @NE 12/29    | L           | 1/1          | 1         | 27         | 27.0        | 27        | 0        | 0        | 0         | 0          | 0         | 0        |
| <b>TOTAL</b> | <b>6-10</b> | <b>14/13</b> | <b>40</b> | <b>587</b> | <b>14.7</b> | <b>57</b> | <b>3</b> | <b>2</b> | <b>16</b> | <b>8.0</b> | <b>13</b> | <b>0</b> |





# 4 | GREG ZUERLEIN

|             |                     |
|-------------|---------------------|
| Position:   | Kicker              |
| Ht./Wt.:    | 6-0/191             |
| Birth Date: | 12/27/87            |
| College:    | Missouri Western    |
| Hometown:   | Lincoln, Neb.       |
| Experience: | 5th year (5th Rams) |
| Acquired:   | D6-2012             |

Career GP/GS (Playoffs): 85/0 (0/0)




**TRANSACTIONS:** Re-signed with the Rams (3/15/17)...selected by St. Louis in the sixth round (150th overall) of the 2012 NFL Draft (4/28/12).

**PRO:** Fifth-year pro has played in 85 career games...converted 133-of-163 career field goals...leads the NFL in scoring with 84 points through Week 7...converted 7-of-7 field goals, setting a franchise record for most field goals in a game in a 2017 Week 4 win at Dallas, earning him NFC special teams POW...set franchise record with 61-yard field goal at Minnesota (11/8/15)...broke the franchise record for 50-plus yard field goals in a season in 2012...made his first 15 field goal attempts of his career, a new franchise record for most consecutive field goals by a rookie...with seven field goals of 50 yards or more, he owns the team record in the category and ranked second all time among NFL rookies following the 2012 season...kicked the longest field goal by a rookie in league history (60 yards)...broke the franchise record for longest field goal (60 yards) and owns three of the four longest field goals in Rams history...became the first kicker in league history to kick a 50-plus and 60-plus yard field goal in the same game (vs. Seattle, 9/30/12).

**2017 SEASON: Week 7 vs Arizona (10/22):** Converted four-of-four on field goals including a long of 53-yards...leads the league in scoring going into Week 9...**Week 6 at Jacksonville (10/15):** Converted two-for-two on field goals including a season-long 56-yard field goal... **Week 5 vs. Seattle (10/8):** Converted a 35-yard field goal and had one failed attempt...connected on 19-consecutive field goal attempts dating back to 12/4/16, the longest streak of his career and tied for second-longest in franchise history. Former K Jeff Wilkins made 19-consecutive FGs in 2003 after connecting on 30-consecutive FG attempts from 199-2001...**Week 4 at Dallas (10/1):** Converted 7-of-7 field goals, setting a franchise record for most field goals in a game earning him NFC special teams POW...passed RB Marshall Faulk for fifth on the Rams' all-time scoring list...**Week 3 at San Francisco (9/21):** Converted two from 48 yards...successfully kicked five PATs... Zuerlein (512) passed WR Isaac the Rams' All-Time list. He trails RB Marshall Faulk (524) for fifth....**Week 2** Converted two-for-two field goals with a long from 40 yards...successfully kicked **Indianapolis (9/10):** Converted three-for-three on field goal attempts...made a first quarter. His 19th career field goal of 50-plus yards...connected on all five

Converted 7-of-7 Field Goal Attempts and two PATs on his way to being named NFC Special Teams Player of the Week



field goals with a long Bruce (510) for sixth on **vs. Washington (9/17):** two PATs...**Week 1 vs.** 50-yard field goal in the PATs.

**2016 SEASON:** Finished with an 86.3 field goal percentage (19-of-22)...went perfect on the year in extra points (23-of-23)...currently ranks eighth in franchise history in total points scored (479)...**vs. Seattle (9/18):** Converted three-of-three field goals... **at Tampa Bay (9/25):** Converted on a 53-yard field goal, while tallying seven kickoffs, all of which were touchbacks...**vs. Buffalo (10/9):** Made four-of-four field goals, including a season-long 54-yard kick...**at New York Jets (11/13):** Scored all nine of the team's points...made three-of-three field goals...now has 454 career points to move past former WR Torry Holt for eighth most career points in franchise history...**vs. Miami (11/20):** Converted a 46-yard field goal...**at New England (12/4):** Converted a 44-yard field goal... **vs. Arizona (1/1):** Went two-for-two on field goal attempts, converting from 37 and 36 yards.

NFC Special Teams Player of Week 4  
Greg "The Leg" Zuerlein is the first player in NFL history with a 60-yard and 50-yard field goal in the same game and the only player in league annals to make two field goals over 55 yards in a single game (vs. SEA, 9/30/12).

**2015 SEASON:** Converted 20 field goals...**vs. Detroit (12/13):** Converted all three extra point attempts...**vs. Chicago (11/15):** Made field goals of 26 and 38 yards...**at Minnesota (11/8):** Made a 61-yard field goal that set a franchise record for longest field goal in Rams history and is also the longest field goal of the season in the NFL...his 53-yard conversion moved him past former Rams K Josh Brown for second-most 50-plus yard field goal conversions in franchise history with 16...also converted field goals of 35 and 45 yards...**vs. San Francisco (11/1):** Made a 38-yard field goal and converted both extra point attempts...**vs. Cleveland (10/25):** Made a 39-yard field goal and an extra point...**at Green Bay (10/11):** Made a 42-yard field goal and three extra points...**at Arizona (10/4):** Made a 30-yard field goal and three extra points...**vs. Pittsburgh (9/27):** Made field goals of 49 and 27 yards...**at Washington (9/20):** Made a 52-yard field goal and one extra point...**vs. Seattle (9/13):** Made four extra points and two-of-two field goals including a 37-yard game-winner in overtime.

Named NFC Special Teams Player of the Week, following performance against Denver



**2014 SEASON:** Finished the season converting 24-of-30 field goals and 34 extra points for 106 total points...converted five field goals of 50-plus yards for a career-high 71.4 percent...**at Tampa Bay (9/14):** Converted four field goals of 36, 36, 46 and 38 yards out...the 38-yard field goal came with :38 second remaining in play, to help seal the win...**vs.**

**Denver (11/16):** Earned NFC Special Teams Player of the Week honors...converted field goal attempts of 37, 29, 22, 55 and 53 yards...**vs. New York Giants (12/21):** Converted field goal of 51 and 20 yards.

**2013 SEASON: vs. Arizona (9/8):** Made four-of-four field goals including a 48-yard game winning kick in the fourth quarter...**at Atlanta (9/15):** Made one field goal from 29 yards...made three-of-three extra points...**at Dallas (9/22):** Did not attempt any field goals...converted one-of-one extra points...**vs San Francisco (9/26):** Made one field goal from 40 yards...**vs. Jacksonville (10/6):** Converted two-of-two field goals...**at Houston (10/6):** Made one field goal from 42 yards...converted five-of-five extra points...recorded one special teams tackle...**at Carolina (10/20):** Converted two-of-two field goals...**vs. Seattle (10/28):** Converted three-of-four field goals...**vs. Tennessee (11/3):** Did not convert a 44-yard field goal attempt...**at Indianapolis (11/10):** Converted one field goal of 32 yards...made five-of-five extra points...**vs. Chicago (11/24):** Converted field goals from 29 and 40 yards...made four-of-four extra points...**at San Francisco (12/1):** Converted both field goal attempts from 43 and 34 yards...**at Arizona (12/8):** Converted one field goal from 44 yards...**vs. New Orleans (12/15):** Converted two-of-two field goals from 31 and 35 yards...tacked on three extra points...successfully converted an onside kick in the first quarter...**vs. Tampa Bay (12/22):** Converted three-of-three field goal attempts from 54, 25 and 48 yards...marks a new season long...**at Seattle (12/29):** Converted one field goal from 36 yards...moved into first place in franchise history in career field goal percentage (49/59, 83.1 percent).

**2012 SEASON:** Made seven field goals from 50 yards or more...broke the franchise record for 50+ yard field goals in a season...made his first 15 field goal attempts of his career and finished the year 23-for-31 overall...with seven field goals of 50 yards or more, he owns team record in the category and ranks second all time among NFL rookies...kicked the longest field goal by a rookie in league history (60 yds.)...broke the franchise record for longest field goal (60 yds.) and owns three of the four longest field goals in Rams history...in Week 4 became the first kicker in league history to kick a 50-plus and 60-plus yard field goal in the same game...set a new franchise record for most consecutive field goals by a rookie (15)...**at Chicago (9/23):** Converted his first 50-plus yard field goal of his career, after clearing a 56-yard field goal...kick is good for second longest in franchise history, longest kick in Soldier Field history...scored all of the Rams' points (six) after hitting two-of-two field goals (56, 46)...**vs. Seattle (9/30):** Converted a 60-yard field goal, which set a new franchise record and marked the second longest kick of the season in the NFL, behind San Francisco's David Akers' who kicked a 63-yard field goal...kicked a career-high four field goals (58, 48, 60, 24)...tied for third place in franchise history for most 50-plus yard field goals made in a season with three...remains perfect on the year in field goals, going 12-for-12, marking the most consecutive field goals made by a Rams rookie in team history...**vs. Arizona (10/4):** Hit his fourth field goal over 50 yards (53)...**at Miami (10/14):** Converted 48- and 32-yard field goals in the first quarter to give him 15 consecutive field goals made to start his career...currently 10-for-12 on 40-plus yard field goals...**vs. San Francisco (12/2):** Sent the team to overtime with a 53-yard field goal...converted a game-winning 54-yard field goal...only three other players have kicked field goals of at least 50 yards to send a game to overtime and then win it (Green Bay's Chris Jacke, 1996; Indianapolis' Mike Vanderjagt, 2002; Denver's Matt Prater, 2011)...he is the first NFL kicker to tie a game with a field goal of 50-plus yards as time expired in the fourth quarter and kick an overtime field goal of 50-plus yards in the same game...set a new NFL record for most field goals of 53 yards or longer (six) after hitting his game-winning 53-yarder, the previous best was set by Jason Hanson with five in 2008...he now has seven field goals of 50-plus yards, he's now one shy of tying Morten Anderson's NFL record of seven set in 1995 and later tied by Jason Hanson in 2008.

**COLLEGE:** Was named All-American by six different organizations following his senior season...three-time selection to First-Team All-Mid America Intercollegiate Athletic Association and also earned MIAA Special Teams Player of the year as a senior...finished his career at Missouri Western after transferring from Nebraska-Omaha when UNO dropped its football program.

**PERSONAL:** Played at Pius X High School in Lincoln...All-class, all-state selection as a placekicker as a junior and senior...set state mark for most field goals in a season with 12...converted 43-of-45 PATS and went 12-for-16 on FGs with a long of 52 yards...also lettered in soccer...a 2005 Sports Illustrated preseason high school All-American...majored in business...name is pronounced ZURR-line...participated in many community events, including the Taste of the NFL, Coach Fisher & Friends Celebrity Softball game and the All-Community Team Ticket program - 4th Down Fan Club.



# GREG ZUERLEIN NFL STATISTICS

## REGULAR SEASON Scoring

| Year          | Team | GP        | FG         | FGA        | Pct         | Lg        | Blk      | XPM        | XPA        | Pct         | Blk      | Pts        |
|---------------|------|-----------|------------|------------|-------------|-----------|----------|------------|------------|-------------|----------|------------|
| 2012          | RAMS | 16        | 23         | 31         | 74.2        | 60        | 0        | 26         | 26         | 100.0       | 0        | 95         |
| 2013          | RAMS | 16        | 26         | 28         | 92.9        | 54        | 0        | 34         | 34         | 100.0       | 0        | 112        |
| 2014          | RAMS | 16        | 24         | 30         | 80.0        | 56        | 1        | 34         | 35         | 97.1        | 0        | 106        |
| 2015          | RAMS | 14        | 20         | 30         | 66.7        | 61        | 2        | 26         | 28         | 92.9        | 1        | 86         |
| 2016          | RAMS | 16        | 19         | 22         | 86.4        | 54        | 0        | 23         | 23         | 100.0       | 0        | 80         |
| 2017          | RAMS | 7         | 21         | 22         | 95.5        | 56        | 0        | 21         | 21         | 100.0       | 0        | 84         |
| <b>TOTALS</b> |      | <b>85</b> | <b>133</b> | <b>163</b> | <b>81.6</b> | <b>61</b> | <b>3</b> | <b>164</b> | <b>167</b> | <b>98.2</b> | <b>1</b> | <b>563</b> |

## Field Goals

| Year          | Team | 1-19       | Pct          | 20-29        | Pct         | 30-39        | Pct         | 40-49        | Pct         | 50+          | Pct         |
|---------------|------|------------|--------------|--------------|-------------|--------------|-------------|--------------|-------------|--------------|-------------|
| 2012          | RAMS | 1/1        | 100.0        | 4/4          | 100.0       | 4/6          | 66.7        | 7/7          | 100.0       | 7/13         | 53.8        |
| 2013          | RAMS | 0/0        | 0            | 7/7          | 100.0       | 10/10        | 100.0       | 8/9          | 88.9        | 1/2          | 50.0        |
| 2014          | RAMS | 1/1        | 100.0        | 6/7          | 85.7        | 10/12        | 83.3        | 2/3          | 66.7        | 5/7          | 71.4        |
| 2015          | RAMS | 1/1        | 100.0        | 2/2          | 100.0       | 9/10         | 90.0        | 5/8          | 62.5        | 3/9          | 33.3        |
| 2016          | RAMS | 0/0        | 0.0          | 5/5          | 100.0       | 9/9          | 100.0       | 3/4          | 75.0        | 2/4          | 100.0       |
| 2017          | RAMS | 1/1        | 100.0        | 3/3          | 100.0       | 7/8          | 87.5        | 7/7          | 100.0       | 3/3          | 100.0       |
| <b>TOTALS</b> |      | <b>4/4</b> | <b>100.0</b> | <b>27/28</b> | <b>96.4</b> | <b>49/55</b> | <b>89.1</b> | <b>32/38</b> | <b>84.2</b> | <b>21/38</b> | <b>55.3</b> |

**Additional Career Statistics:** Special Teams Tackles: RAMS: 2015 (2) 2014 (1), 2013 (1). Total: (4).

### SINGLE GAME HIGHS

Field Goals Made- 7, at Dallas (10/1/17)  
 Field Goals Attempted- 7, at Dallas (10/1/17)  
 Longest- 61, @ Minnesota (11/8/15)

# GREG ZUERLEIN GAME-BY-GAME STATISTICS

## 2017 LOS ANGELES RAMS

| Game          | W/L        | Pts       | XP/XPA       | FG/FGA       | 1-19       | 20-29      | 30-39      | 40-49      | 50+        | Kick-By-Kick               |
|---------------|------------|-----------|--------------|--------------|------------|------------|------------|------------|------------|----------------------------|
| IND 9/10      | W          | 14        | 5/5          | 3/3          | 0/0        | 0/0        | 1/1        | 1/1        | 1/1        | 50, 35, 44                 |
| WAS 9/17      | L          | 8         | 2/2          | 2/2          | 0/0        | 0/0        | 1/1        | 1/1        | 0/0        | 32, 40                     |
| @SF 9/21      | W          | 11        | 5/5          | 2/2          | 1/1        | 0/0        | 0/0        | 1/1        | 0/0        | 48, 19                     |
| @DAL 10/1     | W          | 23        | 2/2          | 7/7          | 0/0        | 1/1        | 2/2        | 4/4        | 0/0        | 49, 44, 44, 30, 28, 43, 33 |
| SEA 10/8      | L          | 4         | 1/1          | 1/2          | 0/0        | 0/0        | 1/2        | 0/0        | 0/0        | 35, 36WR                   |
| @JAC 10/15    | W          | 9         | 3/3          | 2/2          | 0/0        | 1/1        | 0/0        | 0/0        | 1/1        | 56, 29                     |
| ARI 10/22     | W          | 15        | 3/3          | 4/4          | 0/0        | 1/1        | 2/2        | 0/0        | 1/1        | 23, 33, 53, 34             |
| @NYG 11/5     | 0          | 0/0       | 0/0          | 0/0          | 0/0        | 0/0        | 0/0        | 0/0        | 0/0        |                            |
| HOU 11/12     | 0          | 0/0       | 0/0          | 0/0          | 0/0        | 0/0        | 0/0        | 0/0        | 0/0        |                            |
| @MIN 11/19    | 0          | 0/0       | 0/0          | 0/0          | 0/0        | 0/0        | 0/0        | 0/0        | 0/0        |                            |
| NO 11/26      | 0          | 0/0       | 0/0          | 0/0          | 0/0        | 0/0        | 0/0        | 0/0        | 0/0        |                            |
| @ARI 12/2     | 0          | 0/0       | 0/0          | 0/0          | 0/0        | 0/0        | 0/0        | 0/0        | 0/0        |                            |
| PHI 12/10     | 0          | 0/0       | 0/0          | 0/0          | 0/0        | 0/0        | 0/0        | 0/0        | 0/0        |                            |
| @SEA 12/17    | 0          | 0/0       | 0/0          | 0/0          | 0/0        | 0/0        | 0/0        | 0/0        | 0/0        |                            |
| @TEN 12/24    | 0          | 0/0       | 0/0          | 0/0          | 0/0        | 0/0        | 0/0        | 0/0        | 0/0        |                            |
| SF 12/31      | 0          | 0/0       | 0/0          | 0/0          | 0/0        | 0/0        | 0/0        | 0/0        | 0/0        |                            |
| <b>TOTALS</b> | <b>5-2</b> | <b>84</b> | <b>21/21</b> | <b>21/22</b> | <b>1/1</b> | <b>3/3</b> | <b>7/8</b> | <b>7/7</b> | <b>3/3</b> |                            |

## 2016 LOS ANGELES RAMS

| Game          | W/L         | Pts       | XP/XPA       | FG/FGA       | 1-19       | 20-29      | 30-39      | 40-49      | 50+        | Kick-By-Kick   |
|---------------|-------------|-----------|--------------|--------------|------------|------------|------------|------------|------------|----------------|
| @SF 9/12      | L           | 0         | 0/0          | 0/0          | 0/0        | 0/0        | 0/0        | 0/0        | 0/0        |                |
| SEA 9/18      | W           | 9         | 0/0          | 3/3          | 0/0        | 1/1        | 1/1        | 1/1        | 0/0        | 39, 28, 47     |
| @TB 9/25      | W           | 7         | 4/4          | 1/1          | 0/0        | 0/0        | 0/0        | 0/0        | 1/1        | 53             |
| @ARI 10/2     | W           | 5         | 2/2          | 1/1          | 0/0        | 1/1        | 0/0        | 0/0        | 0/0        | 29             |
| BUF 10/9      | L           | 13        | 1/1          | 4/4          | 0/0        | 1/1        | 2/2        | 0/0        | 1/1        | 37, 32, 54, 22 |
| @DET 10/16    | L           | 4         | 4/4          | 0/0          | 0/0        | 0/0        | 0/0        | 0/0        | 0/0        |                |
| NYG 10/23     | L           | 4         | 1/1          | 1/1          | 0/0        | 0/0        | 1/1        | 0/0        | 0/0        | 36             |
| CAR 11/6      | L           | 4         | 1/1          | 1/3          | 0/0        | 1/1        | 0/0        | 0/0        | 0/2        | 55WR, 55WR, 25 |
| @NYJ 11/13    | W           | 9         | 0/0          | 3/3          | 0/0        | 1/1        | 2/2        | 0/0        | 0/0        | 20, 38, 34     |
| MIA 11/20     | L           | 4         | 1/1          | 1/2          | 0/0        | 0/0        | 0/0        | 1/2        | 0/0        | 46, 48LU       |
| @NO 11/27     | L           | 3         | 3/3          | 0/0          | 0/0        | 0/0        | 0/0        | 0/0        | 0/0        |                |
| @NE 12/4      | L           | 4         | 1/1          | 1/1          | 0/0        | 0/0        | 0/0        | 1/1        | 0/0        | 44             |
| ATL 12/11     | L           | 2         | 2/2          | 0/0          | 0/0        | 0/0        | 0/0        | 0/0        | 0/0        |                |
| @SEA 12/15    | L           | 3         | 0/0          | 1/1          | 0/0        | 0/0        | 1/1        | 0/0        | 0/0        | 36             |
| SF 12/24      | L           | 3         | 3/3          | 0/0          | 0/0        | 0/0        | 0/0        | 0/0        | 0/0        |                |
| ARI 1/1/17    | L           | 6         | 0/0          | 2/2          | 0/0        | 0/0        | 2/2        | 0/0        | 0/0        | 37, 36         |
| <b>TOTALS</b> | <b>4-12</b> | <b>80</b> | <b>23/23</b> | <b>19/22</b> | <b>0/0</b> | <b>5/5</b> | <b>9/9</b> | <b>3/4</b> | <b>2/4</b> |                |

# GREG ZUERLEIN GAME-BY-GAME STATISTICS CONTINUED

| 2015 ST. LOUIS RAMS |            |           |              |              |            |            |             |            |            |                     |
|---------------------|------------|-----------|--------------|--------------|------------|------------|-------------|------------|------------|---------------------|
| Game                | W/L        | Pts       | XP/XPA       | FG/FGA       | 1-19       | 20-29      | 30-39       | 40-49      | 50+        | Kick-By-Kick        |
| SEA 9/13            | W          | 10        | 4/4          | 2/2          | 0/0        | 0/0        | 2/2         | 0/0        | 0/0        | 33, 37              |
| @WAS 9/20           | L          | 4         | 1/1          | 1/1          | 0/0        | 0/0        | 0/0         | 0/0        | 1/1        | 52                  |
| PIT 9/27            | L          | 6         | 0/0          | 2/2          | 0/0        | 1/1        | 0/0         | 1/1        | 0/0        | 49, 27              |
| @ARI 10/4           | W          | 6         | 3/3          | 1/1          | 0/0        | 0/0        | 1/1         | 0/0        | 0/0        | 30                  |
| @GB 10/11           | L          | 4         | 1/1          | 1/4          | 0/0        | 0/0        | 0/0         | 1/1        | 0/3        | 42, 50B, 53WL, 63WL |
| CLE 10/25           | W          | 6         | 3/3          | 1/3          | 0/0        | 0/0        | 1/2         | 0/0        | 0/1        | 39, 63WR, 35WR      |
| SF 11/1             | W          | 5         | 2/2          | 1/2          | 0/0        | 0/0        | 1/1         | 0/1        | 0/0        | 38, 40B             |
| @MIN 11/8           | L          | 12        | 0/0          | 4/5          | 0/0        | 0/0        | 1/1         | 1/2        | 2/2        | 61,35,45,48WR, 53   |
| CHI 11/15           | L          | 7         | 1/1          | 2/2          | 0/0        | 1/1        | 1/1         | 0/0        | 0/0        | 26, 38              |
| @BAL 11/22          | L          | 1         | 1/2          | 0/0          | 0/0        | 0/0        | 0/0         | 0/0        | 0/1        | 52WR                |
| @CIN 11/29          | L          |           |              |              | Inactive   |            |             |            |            |                     |
| ARI 12/6            | W          |           |              |              | Inactive   |            |             |            |            |                     |
| DET 12/13           | W          | 3         | 3/3          | 0/0          | 0/0        | 0/0        | 0/0         | 0/0        | 0/0        | 0/0                 |
| TB 12/17            | W          | 7         | 4/4          | 1/1          | 1/1        | 0/0        | 0/0         | 0/0        | 0/0        | 19                  |
| @SEA 12/27          | W          | 5         | 2/3          | 1/1          | 0/0        | 0/0        | 0/0         | 1/1        | 0/0        | 42                  |
| @SF 1/3/16          | L          | 10        | 1/1          | 3/5          | 0/0        | 0/0        | 2/2         | 1/2        | 0/1        | 33,32,44,52WR,48B   |
| <b>TOTAL</b>        | <b>7-9</b> | <b>71</b> | <b>23/24</b> | <b>20/30</b> | <b>1/1</b> | <b>2/2</b> | <b>9/10</b> | <b>5/8</b> | <b>3/9</b> |                     |

| 2014 ST. LOUIS RAMS |             |            |              |              |            |            |              |            |            |                |
|---------------------|-------------|------------|--------------|--------------|------------|------------|--------------|------------|------------|----------------|
| Game                | W/L         | Pts        | XP/XPA       | FG/FGA       | 1-19       | 20-29      | 30-39        | 40-49      | 50+        | Kick-By-Kick   |
| MIN 9/8             | L           | 6          | 0/0          | 2/3          | 0/0        | 0/0        | 0/0          | 1/1        | 1/2        | 50WL, 56, 46   |
| @TB 9/14            | W           | 13         | 1/1          | 4/4          | 0/0        | 0/0        | 3/3          | 1/1        | 0/0        | 36,35,46,38    |
| DAL 9/21            | L           | 7          | 4/4          | 1/1          | 0/0        | 1/1        | 0/0          | 0/0        | 0/0        | 28             |
| @PHI 10/5           | L           | 4          | 4/4          | 0/0          | 0/0        | 0/0        | 0/0          | 0/0        | 0/0        |                |
| SF 10/13            | L           | 5          | 2/2          | 1/1          | 0/0        | 0/0        | 1/1          | 0/0        | 0/0        | 38             |
| SEA 10/19           | W           | 4          | 4/4          | 0/1          | 0/0        | 0/0        | 0/0          | 0/0        | 0/1        | 52             |
| @KC 10/26           | L           | 1          | 1/1          | 0/1          | 0/0        | 0/0        | 0/1          | 0/0        | 0/0        | 38WR           |
| @SF 11/2            | W           | 7          | 1/1          | 2/2          | 0/0        | 0/0        | 2/2          | 0/0        | 0/0        | 37, 39         |
| @ARI 11/9           | L           | 2          | 2/2          | 0/0          | 0/0        | 0/0        | 0/0          | 0/0        | 0/0        |                |
| DEN 11/16           | W           | 16         | 1/1          | 5/5          | 0/0        | 2/2        | 1/1          | 0/0        | 2/2        | 37,29,22,55,53 |
| @SD 11/23           | L           | 6          | 3/3          | 1/2          | 0/0        | 1/1        | 0/0          | 0/1        | 0/0        | 22,46B         |
| OAK 11/30           | W           | 10         | 7/7          | 1/1          | 0/0        | 0/0        | 1/1          | 0/0        | 0/0        | 38             |
| @WAS 12/7           | W           | 4          | 1/2          | 1/3          | 0/0        | 0/1        | 1/2          | 0/0        | 0/0        | 28WR, 38WR, 34 |
| ARI 12/11           | L           | 6          | 0/0          | 2/2          | 1/1        | 1/1        | 0/0          | 0/0        | 0/0        | 24,19          |
| NYG 10/21           | L           | 9          | 3/3          | 2/2          | 0/0        | 1/1        | 0/0          | 0/0        | 1/1        | 51,20          |
| @SEA 10/28          | L           | 6          | 0/0          | 2/2          | 0/0        | 0/0        | 1/1          | 0/0        | 1/1        | 33,52          |
| <b>TOTAL</b>        | <b>6-10</b> | <b>106</b> | <b>34/35</b> | <b>24/30</b> | <b>1/1</b> | <b>6/7</b> | <b>10/12</b> | <b>2/3</b> | <b>5/7</b> |                |

| 2013 ST. LOUIS RAMS |            |            |              |              |            |            |              |            |            |                  |
|---------------------|------------|------------|--------------|--------------|------------|------------|--------------|------------|------------|------------------|
| Game                | W/L        | Pts        | XP/XPA       | FG/FGA       | 1-19       | 20-29      | 30-39        | 40-49      | 50+        | Kick-By-Kick     |
| ARI 9/9             | W          | 13         | 1/1          | 4/4          | 0/0        | 1/1        | 2/2          | 1/1        | 0/0        | 36, 25, 38, 48   |
| @ATL 9/15           | L          | 6          | 3/3          | 1/1          | 0/0        | 1/1        | 0/0          | 0/0        | 0/0        | 29               |
| @DAL 9/22           | L          | 1          | 1/1          | 0/0          | 0/0        | 0/0        | 0/0          | 0/0        | 0/0        |                  |
| SF 9/26             | L          | 3          | 0/0          | 1/1          | 0/0        | 0/0        | 0/0          | 1/1        | 0/0        | 40               |
| JAC 10/6            | W          | 10         | 4/4          | 2/2          | 0/0        | 0/0        | 2/2          | 0/0        | 0/0        | 32, 37           |
| @HOU 10/13          | W          | 8          | 5/5          | 1/1          | 0/0        | 0/0        | 0/0          | 1/1        | 0/0        | 42               |
| @CAR 10/20          | L          | 7          | 1/1          | 2/2          | 0/0        | 1/1        | 0/0          | 1/1        | 0/0        | 28, 42           |
| SEA 10/28           | L          | 9          | 0/0          | 3/4          | 0/0        | 2/2        | 1/1          | 0/0        | 0/1        | 33, 28, 27, 50WR |
| TEN 11/3            | L          | 3          | 3/3          | 0/1          | 0/0        | 0/0        | 0/0          | 0/1        | 0/0        | 44WR             |
| @IND 11/10          | W          | 8          | 5/5          | 1/1          | 0/0        | 0/0        | 1/1          | 0/0        | 0/0        | 32               |
| CHI 11/24           | W          | 10         | 4/4          | 2/2          | 0/0        | 1/1        | 0/0          | 1/1        | 0/0        | 29, 40           |
| @SF 12/1            | L          | 7          | 1/1          | 2/2          | 0/0        | 0/0        | 1/1          | 1/1        | 0/0        | 43, 34           |
| @ARI 12/8           | L          | 4          | 1/1          | 1/1          | 0/0        | 0/0        | 0/0          | 1/1        | 0/0        | 44               |
| NO 12/15            | W          | 9          | 3/3          | 2/2          | 0/0        | 0/0        | 2/2          | 0/0        | 0/0        | 31, 35           |
| TB 10/22            | W          | 11         | 2/2          | 3/3          | 0/0        | 1/1        | 0/0          | 1/1        | 1/1        | 54, 25, 48       |
| @SEA 10/29          | L          | 3          | 0/0          | 1/1          | 0/0        | 0/0        | 1/1          | 0/0        | 0/0        | 36               |
| <b>TOTAL</b>        | <b>7-9</b> | <b>112</b> | <b>34/34</b> | <b>26/28</b> | <b>0/0</b> | <b>7/7</b> | <b>10/10</b> | <b>8/9</b> | <b>1/2</b> |                  |

| 2012 ST. LOUIS RAMS |              |           |              |              |            |            |            |            |             |                          |
|---------------------|--------------|-----------|--------------|--------------|------------|------------|------------|------------|-------------|--------------------------|
| Game                | W/L          | Pts       | XP/XPA       | FG/FGA       | 1-19       | 20-29      | 30-39      | 40-49      | 50+         | Kick-By-Kick             |
| @DET 9/9            | L            | 11        | 2/2          | 3/3          | 0/0        | 1/1        | 0/0        | 2/2        | 0/0         | 48, 29, 46               |
| WAS 9/16            | W            | 11        | 2/2          | 3/3          | 0/0        | 0/0        | 2/2        | 1/1        | 0/0         | 9, 33, 42                |
| @CHI 9/23           | L            | 6         | 0/0          | 2/2          | 0/0        | 0/0        | 0/0        | 1/1        | 1/1         | 56, 46                   |
| SEA 9/30            | W            | 13        | 1/1          | 4/4          | 0/0        | 1/1        | 0/0        | 1/1        | 2/2         | 58, 48, 60, 24           |
| ARI 10/4            | W            | 5         | 2/2          | 1/1          | 0/0        | 0/0        | 0/0        | 0/0        | 1/1         | 53                       |
| @MIA 10/14          | L            | 6         | 0/0          | 2/5          | 0/0        | 0/0        | 1/2        | 1/1        | 0/2         | 48, 32, 52WL, 37WL, 66WL |
| GB 10/21            | L            | 8         | 2/2          | 2/2          | 0/0        | 0/0        | 0/0        | 1/1        | 1/1         | 50, 43                   |
| NE 10/28            | L            | 1         | 1/1          | 0/0          | 0/0        | 0/0        | 0/0        | 0/0        | 0/0         |                          |
| @SF 11/11           | T            | 6         | 3/3          | 1/2          | 0/0        | 1/1        | 0/0        | 0/0        | 0/1         | 27, 58WR                 |
| NYJ 11/18           | L            | 1         | 1/1          | 0/0          | 0/0        | 0/0        | 0/0        | 0/0        | 0/0         |                          |
| @ARI 11/25          | W            | 7         | 4/4          | 1/2          | 1/1        | 0/0        | 0/1        | 0/0        | 0/0         | 35WL, 19                 |
| SF 12/2             | W            | 6         | 0/0          | 2/3          | 0/0        | 0/0        | 0/0        | 0/0        | 2/3         | 58WR, 53, 54             |
| @BUF 12/9           | W            | 1         | 1/1          | 0/0          | 0/0        | 0/0        | 0/0        | 0/0        | 0/0         |                          |
| MIN 12/16           | L            | 2         | 2/2          | 0/0          | 0/0        | 0/0        | 0/0        | 0/0        | 0/1         | 57WR                     |
| @TB 12/23           | W            | 4         | 4/4          | 0/0          | 0/0        | 0/0        | 0/0        | 0/0        | 0/0         |                          |
| @SEA 12/30          | L            | 7         | 1/1          | 2/3          | 0/0        | 1/1        | 1/1        | 0/0        | 0/1         | 51WR, 39, 25             |
| <b>TOTAL</b>        | <b>7-8-1</b> | <b>95</b> | <b>26/26</b> | <b>23/31</b> | <b>1/1</b> | <b>4/4</b> | <b>4/6</b> | <b>7/7</b> | <b>7/13</b> |                          |



# 25 | LANCE DUNBAR

|             |                     |
|-------------|---------------------|
| Position:   | Running Back        |
| Ht./Wt.     | 5-8/187             |
| Birth Date: | 1/25/90             |
| College:    | North Texas         |
| Hometown:   | New Orleans, La.    |
| Experience: | 6th year (1st Rams) |
| Acquired:   | FA-2017             |

Career GP/GS (Playoffs): 54/0 (0/0)



**TRANSACTIONS:** Signed by the Rams as a free agent (3/16/17)...re-signed with Dallas (3/18/16)...re-signed with the Cowboys (4/21/15)...added to Dallas' active roster from the practice squad (10/8/12)...added to the Cowboys' practice squad (9/1/12)...released by Dallas (8/31/12)...originally entered the NFL as an undrafted free agent signed by the Dallas Cowboys (4/30/12).

**PRO:** Sixth-year running back joins the Rams after spending the first five seasons of his career with the Cowboys...has 68 receptions for 646 yards in addition to 94 rushes for 422 yards and one touchdown...also played a prominent role on special teams, returning 23 kickoffs, totaling 513 yards.

**2016 SEASON:** Played in 13 games, scored his first career rushing touchdown...**at Washington (9/18):** Caught two passes for 26 yards...**vs. Chicago (9/25):** Recorded his first career touchdown on a 1-yard rush.

**2015 SEASON:** Was limited to just four games while dealing with a knee injury...had five rushes for 67 yards and 21 receptions for 215 yards...**vs. New York Giants (9/13):** Led the team with eight receptions for 70 yards...**vs. Atlanta (9/27):** Recorded a career-high 10 catches and a career-best 100 receiving yards, leading the team in both categories.

**2014 SEASON:** Played in all 16 games as a reserve running back, playing a large on special teams, accumulating four special teams tackles...**at Seattle (10/12):** Hauled in four passes for 48 yards, with a long of 21 yards.

**2013 SEASON:** Saw action in nine games before being placed on injured reserve following Week 13...**at New York Giants (11/24):** Rushed three times for 20 yards in addition to two catches for 26 yards, with a career-long 17 yard reception...**vs. Oakland (11/28):** Set career highs with 12 rushes for a team-leading 82 yards with a long rush of 45 yards.

**2012 SEASON:** Played in 12 games after being activated from the practice squad prior to Week 5...recorded 10 special teams tackles while also seeing time as a reserve on offense...**vs. New York Giants (10/28):** Returned six kickoffs for a 143 yards, including a long of 44 yards.

**COLLEGE:** Finished his career as North Texas' all-time leading rusher...set the North Texas single-game record as a senior, rushing for 313 yards against Middle Tennessee State (12/3/11)...finished his senior season with 1,115 rushing yards and 10 rushing touchdowns...as a junior, set the school's single-season record with 1,885 all-purpose yards...his 1,553 rushing yards were eighth in the NCAA...named honorable mention All-America by *Sports Illustrated* following his sophomore season after accumulating 19 total touchdowns.

**PERSONAL:** Rushed for over 1,200 yards as a senior at Haltom High School in Haltom City, Texas...also lettered in track at Haltom High...began his high school career in at De LaSalle High School in New Orleans, where he rushed for more than 1,000 yards and eight touchdowns as a sophomore.

# LANCE DUNBAR NFL STATISTICS

## REGULAR SEASON

| Year          | Team   | Receiving   |           |            |            |           |          | Rushing   |            |            |           |          | TD |
|---------------|--------|-------------|-----------|------------|------------|-----------|----------|-----------|------------|------------|-----------|----------|----|
|               |        | G/S         | No        | Yds        | Avg        | Lg        | TD       | Att       | Yds        | Avg        | Lg        |          |    |
| 2012          | Dallas | 12/0        | 6         | 33         | 5.5        | 14        | 0        | 21        | 75         | 3.6        | 18        | 0        |    |
| 2013          | Dallas | 9/0         | 7         | 59         | 8.4        | 17        | 0        | 30        | 150        | 5.0        | 45        | 0        |    |
| 2014          | Dallas | 16/0        | 18        | 217        | 12.1       | 40        | 0        | 29        | 99         | 3.4        | 14        | 0        |    |
| 2015          | Dallas | 4/0         | 21        | 215        | 10.2       | 39        | 0        | 5         | 67         | 13.4       | 45        | 0        |    |
| 2016          | Dallas | 13/0        | 16        | 122        | 7.6        | 16        | 0        | 9         | 31         | 3.4        | 10        | 1        |    |
| <b>TOTALS</b> |        | <b>54/0</b> | <b>68</b> | <b>646</b> | <b>9.5</b> | <b>40</b> | <b>0</b> | <b>94</b> | <b>422</b> | <b>4.5</b> | <b>45</b> | <b>1</b> |    |

| Year          | Team   | Punt Returns |          |            |          | Kickoff Returns |           |            |             |           |          |
|---------------|--------|--------------|----------|------------|----------|-----------------|-----------|------------|-------------|-----------|----------|
|               |        | No           | Yds      | Avg        | Lg       | TD              | Att       | Yds        | Avg         | Lg        | TD       |
| 2012          | Dallas | 0            | 0        | 0.0        | 0        | 0               | 12        | 261        | 21.8        | 44        | 0        |
| 2013          | Dallas | 0            | 0        | 0.0        | 0        | 0               | 1         | 28         | 28.0        | 28        | 0        |
| 2014          | Dallas | 0            | 0        | 0.0        | 0        | 0               | 2         | 46         | 23.0        | 28        | 0        |
| 2015          | Dallas | 1            | 4        | 4.0        | 4        | 0               | 6         | 146        | 24.3        | 32        | 0        |
| 2016          | Dallas | 0            | 0        | 0.0        | 0        | 0               | 2         | 32         | 16.0        | 16        | 0        |
| <b>TOTALS</b> |        | <b>1</b>     | <b>4</b> | <b>4.0</b> | <b>0</b> | <b>0</b>        | <b>23</b> | <b>513</b> | <b>22.3</b> | <b>44</b> | <b>0</b> |

**ADDITIONAL CAREER STATISTICS:** Special Teams Tackles: 2014 (4), 2012 (10), TOTAL: 14.

### SINGLE GAME HIGHS

Rushing Attempts – 12, vs. Oakland (11/28/13)

Rushing Yards – 82, vs. Oakland (11/28/13)

Long– 45, twice, last at New Orleans (10/4/15)

Touchdowns – 1, vs. Chicago (9/25/16)

# LANCE DUNBAR GAME-BY-GAME STATISTICS

## 2016 DALLAS COWBOYS

| Game          | W/L | Receiving   |             |           |            |            |           | Rushing  |          |           |            |           |          | Returns  |          |          |          |          |          |           |             |           |          |
|---------------|-----|-------------|-------------|-----------|------------|------------|-----------|----------|----------|-----------|------------|-----------|----------|----------|----------|----------|----------|----------|----------|-----------|-------------|-----------|----------|
|               |     | G/S         | No          | Yds       | Avg        | Lg         | TD        | Att      | Yds      | Avg       | Lg         | TD        | PR       | FC       | YDS      | LG       | TD       | KR       | YDS      | AVG       | LG          | TD        |          |
| NYG 9/11      | L   | 1/0         | 1           | 16        | 16.0       | 16         | 0         | 0        | 0        | 0.0       | 0          | 0         | 0        | 0        | 0        | 0        | 0        | 0        | 0        | 0.0       | 0           | 0         |          |
| @WAS 9/18     | W   | 1/0         | 2           | 26        | 13.0       | 16         | 0         | 3        | 6        | 2.0       | 4          | 0         | 0        | 0        | 0        | 0        | 0        | 0        | 0        | 0.0       | 0           | 0         |          |
| CHI 9/25      | W   | 1/0         | 0           | 0         | 0.0        | 0          | 0         | 1        | 1        | 1.0       | 1t         | 1         | 0        | 0        | 0        | 0        | 0        | 0        | 0        | 0.0       | 0           | 0         |          |
| @SF 10/2      | W   | 1/0         | 2           | 14        | 7.0        | 9          | 0         | 1        | 2        | 2.0       | 2          | 0         | 0        | 0        | 0        | 0        | 0        | 0        | 0        | 0.0       | 0           | 0         |          |
| CIN 10/9      | W   | 0/0         |             |           |            |            |           |          |          |           |            | Inactive  |          |          |          |          |          |          |          |           |             |           |          |
| @GB 10/16     | W   | 0/0         |             |           |            |            |           |          |          |           |            | Inactive  |          |          |          |          |          |          |          |           |             |           |          |
| PHI 10/30     | W   | 0/0         |             |           |            |            |           |          |          |           |            | Inactive  |          |          |          |          |          |          |          |           |             |           |          |
| @CLE 11/6     | W   | 1/0         | 0           | 0         | 0.0        | 0          | 0         | 0        | 0        | 0.0       | 0          | 0         | 0        | 0        | 0        | 0        | 0        | 0        | 0        | 0.0       | 0           | 0         |          |
| @PIT 11/13    | W   | 1/0         | 0           | 0         | 0.0        | 0          | 0         | 0        | 0        | 0.0       | 0          | 0         | 0        | 0        | 0        | 0        | 0        | 0        | 0        | 0.0       | 0           | 0         |          |
| BAL 11/20     | W   | 1/0         | 2           | 14        | 7.0        | 8          | 0         | 1        | 2        | 2.0       | 2          | 0         | 0        | 0        | 0        | 0        | 0        | 0        | 0        | 0.0       | 0           | 0         |          |
| WAS 11/24     | W   | 1/0         | 1           | 1         | 1.0        | 1          | 0         | 0        | 0        | 0.0       | 0          | 0         | 0        | 0        | 0        | 0        | 0        | 0        | 0        | 0.0       | 0           | 0         |          |
| @MIN 12/1     | W   | 1/0         | 0           | 0         | 0.0        | 0          | 0         | 0        | 0        | 0.0       | 0          | 0         | 0        | 0        | 0        | 0        | 0        | 1        | 16       | 16.0      | 16          | 0         |          |
| @NYG 12/11    | L   | 1/0         | 3           | 12        | 4.0        | 4          | 0         | 0        | 0        | 0.0       | 0          | 0         | 0        | 0        | 0        | 0        | 0        | 1        | 16       | 16.0      | 16          | 0         |          |
| TB 12/18      | W   | 1/0         | 2           | 20        | 10.0       | 15         | 0         | 0        | 0        | 0.0       | 0          | 0         | 0        | 0        | 0        | 0        | 0        | 0        | 0        | 0.0       | 0           | 0         |          |
| DET 12/26     | W   | 1/0         | 0           | 0         | 0.0        | 0          | 0         | 0        | 0        | 0.0       | 0          | 0         | 0        | 0        | 0        | 0        | 0        | 0        | 0        | 0.0       | 0           | 0         |          |
| @PHI 1/1/17   | L   | 1/0         | 3           | 19        | 6.3        | 9          | 0         | 3        | 20       | 6.7       | 10         | 0         | 0        | 0        | 0        | 0        | 0        | 0        | 0        | 0.0       | 0           | 0         |          |
| <b>TOTALS</b> |     | <b>13-3</b> | <b>13/0</b> | <b>16</b> | <b>122</b> | <b>7.6</b> | <b>16</b> | <b>0</b> | <b>9</b> | <b>31</b> | <b>3.4</b> | <b>10</b> | <b>1</b> | <b>0</b> | <b>0</b> | <b>0</b> | <b>0</b> | <b>0</b> | <b>2</b> | <b>32</b> | <b>16.0</b> | <b>16</b> | <b>0</b> |

## 2015 DALLAS COWBOYS

| Game         | W/L | Receiving   |            |           |            |             |           | Rushing  |          |           |             |           |          | Returns  |          |          |          |          |          |            |             |           |          |
|--------------|-----|-------------|------------|-----------|------------|-------------|-----------|----------|----------|-----------|-------------|-----------|----------|----------|----------|----------|----------|----------|----------|------------|-------------|-----------|----------|
|              |     | G/S         | No         | Yds       | Avg        | Lg          | TD        | Att      | Yds      | Avg       | Lg          | TD        | PR       | FC       | YDS      | LG       | TD       | KR       | YDS      | AVG        | LG          | TD        |          |
| NYG 9/13     | W   | 1/0         | 8          | 70        | 8.8        | 24          | 0         | 0        | 0        | 0.0       | 0           | 0         | 0        | 0        | 0        | 0        | 0        | 3        | 70       | 23.3       | 32          | 0         |          |
| @PHI 9/20    | W   | 1/0         | 3          | 45        | 15.0       | 39          | 0         | 1        | 8        | 8.0       | 8           | 0         | 0        | 0        | 0        | 0        | 0        | 1        | 31       | 31.0       | 31          | 0         |          |
| ATL 9/27     | L   | 1/0         | 10         | 100       | 10.0       | 22          | 0         | 1        | 5        | 5.0       | 5           | 0         | 1        | 0        | 4        | 4        | 0        | 1        | 28       | 28.0       | 28          | 0         |          |
| @NO 10/4     | L   | 1/0         | 0          | 0         | 0.0        | 0           | 0         | 3        | 54       | 18.0      | 45          | 0         | 0        | 0        | 0        | 0        | 0        | 1        | 17       | 17.0       | 17          | 0         |          |
| NE 10/11     | L   | 0/0         |            |           |            |             |           |          |          |           |             | Inactive  |          |          |          |          |          |          |          |            |             |           |          |
| @NYG 10/25   | L   | 0/0         |            |           |            |             |           |          |          |           |             | Inactive  |          |          |          |          |          |          |          |            |             |           |          |
| SEA 11/1     | L   | 0/0         |            |           |            |             |           |          |          |           |             | Inactive  |          |          |          |          |          |          |          |            |             |           |          |
| PHI 11/8     | L   | 0/0         |            |           |            |             |           |          |          |           |             | Inactive  |          |          |          |          |          |          |          |            |             |           |          |
| @TB 11/15    | L   | 0/0         |            |           |            |             |           |          |          |           |             | Inactive  |          |          |          |          |          |          |          |            |             |           |          |
| @MIA 11/22   | W   | 0/0         |            |           |            |             |           |          |          |           |             | Inactive  |          |          |          |          |          |          |          |            |             |           |          |
| CAR 11/26    | L   | 0/0         |            |           |            |             |           |          |          |           |             | Inactive  |          |          |          |          |          |          |          |            |             |           |          |
| @WAS 12/7    | W   | 0/0         |            |           |            |             |           |          |          |           |             | Inactive  |          |          |          |          |          |          |          |            |             |           |          |
| @GB 12/13    | L   | 0/0         |            |           |            |             |           |          |          |           |             | Inactive  |          |          |          |          |          |          |          |            |             |           |          |
| NYJ 12/19    | L   | 0/0         |            |           |            |             |           |          |          |           |             | Inactive  |          |          |          |          |          |          |          |            |             |           |          |
| @BUF 12/27   | L   | 0/0         |            |           |            |             |           |          |          |           |             | Inactive  |          |          |          |          |          |          |          |            |             |           |          |
| WAS 1/3/16   | L   | 0/0         |            |           |            |             |           |          |          |           |             | Inactive  |          |          |          |          |          |          |          |            |             |           |          |
| <b>TOTAL</b> |     | <b>4-12</b> | <b>4/0</b> | <b>21</b> | <b>215</b> | <b>10.2</b> | <b>39</b> | <b>0</b> | <b>5</b> | <b>67</b> | <b>13.4</b> | <b>45</b> | <b>0</b> | <b>1</b> | <b>0</b> | <b>4</b> | <b>4</b> | <b>0</b> | <b>6</b> | <b>146</b> | <b>24.3</b> | <b>32</b> | <b>0</b> |



# LANCE DUNBAR GAME-BY-GAME STATISTICS CONTINUED

| 2014 DALLAS COWBOYS |      |           |    |     |      |    |         |     |     |      |    |         |    |    |     |    |    |    |     |      |    |    |
|---------------------|------|-----------|----|-----|------|----|---------|-----|-----|------|----|---------|----|----|-----|----|----|----|-----|------|----|----|
| Game                | W/L  | Receiving |    |     |      |    | Rushing |     |     |      |    | Returns |    |    |     |    |    |    |     |      |    |    |
|                     |      | G/S       | No | Yds | Avg  | Lg | TD      | Att | Yds | Avg  | Lg | TD      | PR | FC | YDS | LG | TD | KR | YDS | AVG  | LG | TD |
| SF 9/7              | L    | 1/0       | 3  | 21  | 7.0  | 11 | 0       | 0   | 0   | 0.0  | 0  | 0       | 0  | 0  | 0   | 0  | 0  | 0  | 0   | 0.0  | 0  | 0  |
| @TEN 9/14           | W    | 1/0       | 0  | 0   | 0.0  | 0  | 0       | 11  | 27  | 2.5  | 7  | 0       | 0  | 0  | 0   | 0  | 0  | 0  | 0   | 0.0  | 0  | 0  |
| @STL 9/21           | W    | 1/0       | 0  | 0   | 0.0  | 0  | 0       | 0   | 0   | 0.0  | 0  | 0       | 0  | 0  | 0   | 0  | 0  | 0  | 0   | 0.0  | 0  | 0  |
| NO 9/28             | W    | 1/0       | 2  | 36  | 18.0 | 24 | 0       | 0   | 0   | 0.0  | 0  | 0       | 0  | 0  | 0   | 0  | 0  | 0  | 0   | 0.0  | 0  | 0  |
| HOU 10/5            | W    | 1/0       | 0  | 0   | 0.0  | 0  | 0       | 0   | 0   | 0.0  | 0  | 0       | 0  | 0  | 0   | 0  | 0  | 0  | 0   | 0.0  | 0  | 0  |
| @SEA 10/12          | W    | 1/0       | 4  | 48  | 12.0 | 21 | 0       | 1   | -4  | -4.0 | -4 | 0       | 0  | 0  | 0   | 0  | 0  | 0  | 0   | 0.0  | 0  | 0  |
| NYG 10/19           | W    | 1/0       | 0  | 0   | 0.0  | 0  | 0       | 3   | 16  | 5.3  | 13 | 0       | 0  | 0  | 0   | 0  | 0  | 0  | 0   | 0.0  | 0  | 0  |
| WAS 10/27           | L    | 1/0       | 1  | 11  | 11.0 | 11 | 0       | 1   | 6   | 6.0  | 6  | 0       | 0  | 0  | 0   | 0  | 0  | 0  | 0   | 0.0  | 0  | 0  |
| ARI 11/2            | L    | 1/0       | 2  | 52  | 26.0 | 40 | 0       | 3   | 9   | 3.0  | 6  | 0       | 0  | 0  | 0   | 0  | 0  | 0  | 0   | 0.0  | 0  | 0  |
| @JAX 11/9           | W    | 1/0       | 2  | 7   | 3.5  | 4  | 0       | 0   | 0   | 0.0  | 0  | 0       | 0  | 0  | 0   | 0  | 0  | 0  | 0   | 0.0  | 0  | 0  |
| @NYG 11/23          | W    | 1/0       | 1  | 26  | 26.0 | 26 | 0       | 0   | 0   | 0.0  | 0  | 0       | 0  | 0  | 0   | 0  | 0  | 0  | 0   | 0.0  | 0  | 0  |
| PHI 11/27           | L    | 1/0       | 0  | 0   | 0.0  | 0  | 0       | 2   | 15  | 7.5  | 14 | 0       | 0  | 0  | 0   | 0  | 0  | 2  | 46  | 23.0 | 28 | 0  |
| @CHI 12/4           | W    | 1/0       | 0  | 0   | 0.0  | 0  | 0       | 0   | 0   | 0.0  | 0  | 0       | 0  | 0  | 0   | 0  | 0  | 0  | 0   | 0.0  | 0  | 0  |
| @PHI 12/14          | W    | 1/0       | 1  | 6   | 6.0  | 6  | 0       | 5   | 22  | 4.4  | 7  | 0       | 0  | 0  | 0   | 0  | 0  | 0  | 0   | 0.0  | 0  | 0  |
| IND 12/21           | W    | 1/0       | 2  | 10  | 5.0  | 14 | 0       | 2   | 4   | 2.0  | 5  | 0       | 0  | 0  | 0   | 0  | 0  | 0  | 0   | 0.0  | 0  | 0  |
| @WAS 12/28          | W    | 1/0       | 0  | 0   | 0.0  | 0  | 0       | 1   | 4   | 4.0  | 4  | 0       | 0  | 0  | 0   | 0  | 0  | 0  | 0   | 0.0  | 0  | 0  |
| TOTALS              | 12-4 | 16/0      | 18 | 217 | 12.1 | 40 | 0       | 29  | 99  | 3.4  | 14 | 0       | 0  | 0  | 0   | 0  | 0  | 2  | 36  | 23.0 | 28 | 0  |
| POSTSEASON          |      |           |    |     |      |    |         |     |     |      |    |         |    |    |     |    |    |    |     |      |    |    |
| DET 1/4/15          | W    | 1/0       | 0  | 0   | 0.0  | 0  | 0       | 0   | 0   | 0.0  | 0  | 0       | 0  | 0  | 0   | 0  | 0  | 1  | 10  | 10.0 | 10 | 0  |
| @GB 1/11/15         | L    | 1/0       | 0  | 0   | 0.0  | 0  | 0       | 0   | 0   | 0.0  | 0  | 0       | 0  | 0  | 0   | 0  | 0  | 0  | 0   | 0.0  | 0  | 0  |
| TOTALS              | 1-1  | 2/0       | 0  | 0   | 0.0  | 0  | 0       | 0   | 0   | 0.0  | 0  | 0       | 0  | 0  | 0   | 0  | 0  | 1  | 10  | 10.0 | 10 | 0  |

| 2013 DALLAS COWBOYS |     |           |    |     |      |    |         |     |     |      |    |          |    |    |     |    |    |    |     |      |    |    |  |
|---------------------|-----|-----------|----|-----|------|----|---------|-----|-----|------|----|----------|----|----|-----|----|----|----|-----|------|----|----|--|
| Game                | W/L | Receiving |    |     |      |    | Rushing |     |     |      |    | Returns  |    |    |     |    |    |    |     |      |    |    |  |
|                     |     | G/S       | No | Yds | Avg  | Lg | TD      | Att | Yds | Avg  | Lg | TD       | PR | FC | YDS | LG | TD | KR | YDS | AVG  | LG | TD |  |
| NYG 9/8             | W   | 0/0       |    |     |      |    |         |     |     |      |    | Inactive |    |    |     |    |    |    |     |      |    |    |  |
| @KC 9/15            | L   | 1/0       | 1  | 4   | 4.0  | 4  | 0       | 1   | 12  | 12.0 | 12 | 0        | 0  | 0  | 0   | 0  | 0  | 0  | 0   | 0.0  | 0  | 0  |  |
| STL 9/22            | W   | 1/0       | 0  | 0   | 0.0  | 0  | 0       | 5   | 19  | 3.8  | 8  | 0        | 0  | 0  | 0   | 0  | 0  | 0  | 0   | 0.0  | 0  | 0  |  |
| @SD 9/29            | L   | 1/0       | 0  | 0   | 0.0  | 0  | 0       | 1   | 7   | 7.0  | 7  | 0        | 0  | 0  | 0   | 0  | 0  | 0  | 0   | 0.0  | 0  | 0  |  |
| DEN 10/6            | L   | 1/0       | 0  | 0   | 0.0  | 0  | 0       | 0   | 0   | 0.0  | 0  | 0        | 0  | 0  | 0   | 0  | 0  | 1  | 28  | 28.0 | 28 | 0  |  |
| WAS 10/13           | W   | 0/0       |    |     |      |    |         |     |     |      |    | Inactive |    |    |     |    |    |    |     |      |    |    |  |
| @PHI 10/20          | W   | 0/0       |    |     |      |    |         |     |     |      |    | Inactive |    |    |     |    |    |    |     |      |    |    |  |
| @DET 10/27          | L   | 1/0       | 0  | 0   | 0.0  | 0  | 0       | 5   | 16  | 3.2  | 6  | 0        | 0  | 0  | 0   | 0  | 0  | 0  | 0   | 0.0  | 0  | 0  |  |
| MIN 11/3            | W   | 1/0       | 3  | 17  | 5.7  | 8  | 0       | 3   | -6  | -2.0 | 2  | 0        | 0  | 0  | 0   | 0  | 0  | 0  | 0   | 0.0  | 0  | 0  |  |
| @NO 11/10           | L   | 1/0       | 0  | 0   | 0.0  | 0  | 0       | 0   | 0   | 0.0  | 0  | 0        | 0  | 0  | 0   | 0  | 0  | 0  | 0   | 0.0  | 0  | 0  |  |
| @NYG 11/24          | W   | 1/0       | 2  | 26  | 13.0 | 17 | 0       | 3   | 20  | 6.7  | 18 | 0        | 0  | 0  | 0   | 0  | 0  | 0  | 0   | 0.0  | 0  | 0  |  |
| OAK 11/28           | W   | 1/0       | 1  | 12  | 12.0 | 12 | 0       | 12  | 82  | 6.8  | 45 | 0        | 0  | 0  | 0   | 0  | 0  | 0  | 0   | 0.0  | 0  | 0  |  |
| @CHI 12/9           | L   | 0/0       |    |     |      |    |         |     |     |      |    | Inactive |    |    |     |    |    |    |     |      |    |    |  |
| GB 12/15            | L   | 0/0       |    |     |      |    |         |     |     |      |    | Inactive |    |    |     |    |    |    |     |      |    |    |  |
| @WAS 12/22          | W   | 0/0       |    |     |      |    |         |     |     |      |    | Inactive |    |    |     |    |    |    |     |      |    |    |  |
| PHI 12/29           | L   | 0/0       |    |     |      |    |         |     |     |      |    | Inactive |    |    |     |    |    |    |     |      |    |    |  |
| TOTAL               | 8-8 | 9/0       | 7  | 59  | 8.4  | 17 | 0       | 30  | 150 | 5.0  | 45 | 0        | 0  | 0  | 0   | 0  | 0  | 1  | 28  | 28.0 | 28 | 0  |  |

| 2012 DALLAS COWBOYS |     |           |    |     |     |    |         |     |     |      |    |                |    |    |     |    |    |    |     |      |    |    |  |
|---------------------|-----|-----------|----|-----|-----|----|---------|-----|-----|------|----|----------------|----|----|-----|----|----|----|-----|------|----|----|--|
| Game                | W/L | Receiving |    |     |     |    | Rushing |     |     |      |    | Returns        |    |    |     |    |    |    |     |      |    |    |  |
|                     |     | G/S       | No | Yds | Avg | Lg | TD      | Att | Yds | Avg  | Lg | TD             | PR | FC | YDS | LG | TD | KR | YDS | AVG  | LG | TD |  |
| @NYG 9/5            | W   | 0/0       |    |     |     |    |         |     |     |      |    | Practice Squad |    |    |     |    |    |    |     |      |    |    |  |
| @SEA 9/16           | L   | 0/0       |    |     |     |    |         |     |     |      |    | Practice Squad |    |    |     |    |    |    |     |      |    |    |  |
| TB 9/23             | W   | 0/0       |    |     |     |    |         |     |     |      |    | Practice Squad |    |    |     |    |    |    |     |      |    |    |  |
| CHI 10/1            | L   | 0/0       |    |     |     |    |         |     |     |      |    | Practice Squad |    |    |     |    |    |    |     |      |    |    |  |
| @BAL 10/14          | L   | 1/0       | 0  | 0   | 0.0 | 0  | 0       | 1   | 11  | 11.0 | 1  | 0              | 0  | 0  | 0   | 0  | 0  | 0  | 0   | 0.0  | 0  | 0  |  |
| @CAR 10/21          | W   | 1/0       | 0  | 0   | 0.0 | 0  | 0       | 0   | 0   | 0.0  | 0  | 0              | 0  | 0  | 0   | 0  | 0  | 0  | 0   | 0.0  | 0  | 0  |  |
| NYG 10/28           | L   | 1/0       | 0  | 0   | 0.0 | 0  | 0       | 0   | 0   | 0.0  | 0  | 0              | 0  | 0  | 0   | 0  | 0  | 6  | 142 | 23.7 | 44 | 0  |  |
| @ATL 11/4           | L   | 1/0       | 0  | 0   | 0.0 | 0  | 0       | 8   | 26  | 3.3  | 18 | 0              | 0  | 0  | 0   | 0  | 0  | 3  | 73  | 24.3 | 39 | 0  |  |
| @PHI 11/11          | W   | 1/0       | 0  | 0   | 0.0 | 0  | 0       | 6   | 20  | 3.3  | 5  | 0              | 0  | 0  | 0   | 0  | 0  | 1  | 17  | 17.0 | 17 | 0  |  |
| CLE 11/18           | W   | 1/0       | 2  | 6   | 3.0 | 6  | 0       | 5   | 10  | 2.0  | 7  | 0              | 0  | 0  | 0   | 0  | 0  | 0  | 0   | 0.0  | 0  | 0  |  |
| WAS 11/22           | L   | 1/0       | 3  | 21  | 7.0 | 14 | 0       | 1   | 8   | 8.0  | 8  | 0              | 0  | 0  | 0   | 0  | 0  | 2  | 29  | 14.5 | 21 | 0  |  |
| PHI 12/2            | W   | 1/0       | 0  | 0   | 0.0 | 0  | 0       | 0   | 0   | 0.0  | 0  | 0              | 0  | 0  | 0   | 0  | 0  | 0  | 0   | 0.0  | 0  | 0  |  |
| @CIN 12/9           | W   | 1/0       | 1  | 6   | 6.0 | 6  | 0       | 0   | 0   | 0.0  | 0  | 0              | 0  | 0  | 0   | 0  | 0  | 0  | 0   | 0.0  | 0  | 0  |  |
| PIT 12/16           | W   | 1/0       | 0  | 0   | 0.0 | 0  | 0       | 0   | 0   | 0.0  | 0  | 0              | 0  | 0  | 0   | 0  | 0  | 0  | 0   | 0.0  | 0  | 0  |  |
| NO 12/23            | L   | 1/0       | 0  | 0   | 0.0 | 0  | 0       | 0   | 0   | 0.0  | 0  | 0              | 0  | 0  | 0   | 0  | 0  | 0  | 0   | 0.0  | 0  | 0  |  |
| @WAS 12/30          | L   | 1/0       | 0  | 0   | 0.0 | 0  | 0       | 0   | 0   | 0.0  | 0  | 0              | 0  | 0  | 0   | 0  | 0  | 0  | 0   | 0.0  | 0  | 0  |  |
| TOTAL               | 8-8 | 12/0      | 6  | 33  | 5.5 | 14 | 0       | 21  | 75  | 3.6  | 18 | 0              | 0  | 0  | 0   | 0  | 0  | 12 | 261 | 21.8 | 44 | 0  |  |



# 91 | DOMINIQUE EASLEY

|             |                     |
|-------------|---------------------|
| Position:   | Defensive Tackle    |
| Ht./Wt.     | 6-2/273             |
| Birth Date: | 2/24/92             |
| College:    | Florida             |
| Hometown:   | Staten Island, N.Y. |
| Experience: | 4th Year (2nd Rams) |
| Acquired:   | FA-2016             |

Career GP/GS (Playoffs): 38/3 (0/0)



**TRANSACTIONS:** Signed with the Los Angeles Rams (5/18/16)...drafted by the New England Patriots in the first round (29th overall) of the 2014 NFL Draft.

**PRO:** Third-year pro has played in 38 games with three starts...racked up 75 career tackles (40 solo), including 6.5 sacks...forced five fumbles in his first three years.

**2017 SEASON:** Placed on reserve/injured (8/3/17).

**2016 SEASON:** Played in all 16 games...set career-highs in games played (16), tackles (50) and sacks (2.5)...**at San Francisco (9/12):** Made his Rams debut in the club's season opener...recorded four total tackles...forced RB Sean Draughn to fumble...**at Arizona (10/2):** Registered two tackles and recorded his second forced fumble of the season...**vs. Buffalo (10/9):** Recorded a season-high five tackles (two solo)...split a sack with DT Aaron Donald for his first of the season...**vs. Carolina (11/6):** Compiled a career-high six tackles (three solo)...also added three quarterback pressures on the day...**vs. Miami (11/20):** Notched 2.0 sacks, marked his first career multi-sack game...added three tackles (two solo), in addition to one quarterback pressure and one quarterback hit...**vs. San Francisco (12/24):** Notched five tackles (four solo)...recorded one sack for a loss of five yards...added two quarterback pressures and one quarterback hit.

**2015 SEASON:** Played in 11 games with one start...tallied 2.0 sacks and 15 tackles (nine solo) before being placed on injured/reserve following the 12/13 game at Houston...**vs. Buffalo (11/23):** Recorded two tackles, one solo and teamed up with Rob Ninkovich to sack Tyrod Taylor for a 1-yard loss on third down...**at Houston (12/13):** Recorded one solo tackle...split a sack on QB Brian Hoyer for an 8-yard loss on third down during the first drive of the game, forcing a Texans punt.

**2014 SEASON:** Played in 11 games with two starts...placed on reserve/injured (12/17)...registered 1.0 sacks and 10 tackles (seven solo)...**vs. Chicago (10/26):** Started at defensive end and sacked QB Jay Cutler for a four-yard loss...**vs. Cincinnati (10/5):** Made first NFL start at defensive end in the win, finished with one tackle.

**COLLEGE:** Started 26-of-32 games over his four year career and finished with 81 tackles, 5.5 sacks, 18 tackles for loss, one fumble recovery and one pass defensed.

**PERSONAL:** Rated the second-best defensive tackle in the country by both Scout.com and Rivals.com during his senior campaign...as a senior, he was credited with 53 tackles, 16 sacks, one fumble recovery and an interception he ran back for a score...received EA Sports All-American honors after leading Curtis High to the 2009 Public Schools Athletic League championship. named Most Valuable Player at the 2010 Under Armour All-American Game...has two sons, Dominique Easley 2 and Arii Earl Easley...majored in general studies.

## DOMINIQUE EASLEY NFL STATISTICS

|       |             | REGULAR SEASON |       |      |      |     |      |               |     |    |    |         |    |    |   |     |
|-------|-------------|----------------|-------|------|------|-----|------|---------------|-----|----|----|---------|----|----|---|-----|
| Year  | Team        | Tackles        |       |      |      |     |      | Interceptions |     |    |    | Fumbles |    |    |   | Yds |
|       |             | G/S            | Total | Solo | Asst | Sk  | Yds  | Int           | Yds | Lg | TD | PD      | FF | FR |   |     |
| 2014  | New England | 11/1           | 15    | 9    | 6    | 1.0 | 4.0  | 1             | 0   | 0  | 0  | 1       | 1  | 0  | 0 |     |
| 2015  | New England | 11/2           | 10    | 7    | 3    | 2.0 | 13.5 | 0             | 0   | 0  | 0  | 0       | 2  | 1  | 0 |     |
| 2016  | RAMS        | 16/0           | 50    | 24   | 26   | 3.5 | 21.5 | 0             | 0   | 0  | 0  | 1       | 2  | 0  | 0 |     |
| 2017  | RAMS        | 16/0           | 50    | 24   | 26   | 3.5 | 21.5 | 0             | 0   | 0  | 0  | 1       | 2  | 0  | 0 |     |
| Total |             | 38/3           | 75    | 40   | 35   | 6.5 | 39.0 | 1             | 0   | 0  | 0  | 2       | 5  | 1  | 0 |     |

# DOMINIQUE EASLEY GAME-BY-GAME STATISTICS

## 2017 LOS ANGELES RAMS

| Game       | W/L  | P/S  | T  | S  | A  | Sk  | Yds  | Int | Yds Lg | TD  | PD | FF | FR | Yds |
|------------|------|------|----|----|----|-----|------|-----|--------|-----|----|----|----|-----|
| @SF 9/12   | L    | 1/0  | 4  | 0  | 4  | 0.0 | 0    | 0   | 0      | 0   | 0  | 1  | 0  | 0   |
| SEA 9/18   | W    | 1/0  | 3  | 3  | 0  | 0.0 | 0    | 0   | 0      | 0   | 0  | 0  | 0  | 0   |
| @TB 9/25   | W    | 1/0  | 2  | 0  | 2  | 0.0 | 0    | 0   | 0      | 0   | 0  | 0  | 0  | 0   |
| @ARI 10/2  | W    | 1/0  | 2  | 1  | 1  | 0.0 | 0    | 0   | 0      | 0   | 0  | 1  | 0  | 0   |
| BUF 10/9   | L    | 1/0  | 5  | 2  | 3  | 0.5 | 3.5  | 0   | 0      | 0   | 0  | 0  | 0  | 0   |
| @DET 10/16 | L    | 1/0  | 4  | 1  | 3  | 0.0 | 0    | 0   | 0      | 0   | 0  | 0  | 0  | 0   |
| NYG 10/23  | L    | 1/0  | 2  | 0  | 2  | 0.0 | 0    | 0   | 0      | 0   | 0  | 0  | 0  | 0   |
| CAR 11/6   | L    | 1/0  | 6  | 3  | 3  | 0.0 | 0    | 0   | 0      | 0   | 0  | 0  | 0  | 0   |
| @NYJ 11/13 | W    | 1/0  | 3  | 1  | 2  | 0.0 | 0    | 0   | 0      | 0   | 1  | 0  | 0  | 0   |
| MIA 11/20  | L    | 1/0  | 3  | 2  | 1  | 2.0 | 13.0 | 0   | 0      | 0   | 0  | 0  | 0  | 0   |
| @NO 11/27  | L    | 1/0  | 3  | 2  | 1  | 0.0 | 0    | 0   | 0      | 0   | 0  | 0  | 0  | 0   |
| @NE 12/4   | L    | 1/0  | 0  | 0  | 0  | 0.0 | 0    | 0   | 0      | 0   | 0  | 0  | 0  | 0   |
| ATL 12/11  | L    | 1/0  | 3  | 3  | 0  | 0.0 | 0    | 0   | 0      | 0   | 0  | 0  | 0  | 0   |
| @SEA 12/15 | L    | 1/0  | 3  | 1  | 2  | 0.0 | 0    | 0   | 0      | 0   | 0  | 0  | 0  | 0   |
| SF 12/24   | L    | 1/0  | 5  | 4  | 1  | 1.0 | 5.0  | 0   | 0      | 0   | 0  | 0  | 0  | 0   |
| ARI 1/1/17 | L    | 1/0  | 2  | 1  | 1  | 0.0 | 0    | 0   | 0      | 0   | 0  | 0  | 0  | 0   |
| TOTALS     | 4-12 | 16/0 | 50 | 24 | 26 | 3.5 | 21.5 | 0   | 0      | - 0 | 1  | 2  | 0  | 0   |

## 2016 LOS ANGELES RAMS

| Game       | W/L  | P/S  | T  | S  | A  | Sk  | Yds  | Int | Yds Lg | TD  | PD | FF | FR | Yds |
|------------|------|------|----|----|----|-----|------|-----|--------|-----|----|----|----|-----|
| @SF 9/12   | L    | 1/0  | 4  | 0  | 4  | 0.0 | 0    | 0   | 0      | 0   | 0  | 1  | 0  | 0   |
| SEA 9/18   | W    | 1/0  | 3  | 3  | 0  | 0.0 | 0    | 0   | 0      | 0   | 0  | 0  | 0  | 0   |
| @TB 9/25   | W    | 1/0  | 2  | 0  | 2  | 0.0 | 0    | 0   | 0      | 0   | 0  | 0  | 0  | 0   |
| @ARI 10/2  | W    | 1/0  | 2  | 1  | 1  | 0.0 | 0    | 0   | 0      | 0   | 0  | 1  | 0  | 0   |
| BUF 10/9   | L    | 1/0  | 5  | 2  | 3  | 0.5 | 3.5  | 0   | 0      | 0   | 0  | 0  | 0  | 0   |
| @DET 10/16 | L    | 1/0  | 4  | 1  | 3  | 0.0 | 0    | 0   | 0      | 0   | 0  | 0  | 0  | 0   |
| NYG 10/23  | L    | 1/0  | 2  | 0  | 2  | 0.0 | 0    | 0   | 0      | 0   | 0  | 0  | 0  | 0   |
| CAR 11/6   | L    | 1/0  | 6  | 3  | 3  | 0.0 | 0    | 0   | 0      | 0   | 0  | 0  | 0  | 0   |
| @NYJ 11/13 | W    | 1/0  | 3  | 1  | 2  | 0.0 | 0    | 0   | 0      | 0   | 1  | 0  | 0  | 0   |
| MIA 11/20  | L    | 1/0  | 3  | 2  | 1  | 2.0 | 13.0 | 0   | 0      | 0   | 0  | 0  | 0  | 0   |
| @NO 11/27  | L    | 1/0  | 3  | 2  | 1  | 0.0 | 0    | 0   | 0      | 0   | 0  | 0  | 0  | 0   |
| @NE 12/4   | L    | 1/0  | 0  | 0  | 0  | 0.0 | 0    | 0   | 0      | 0   | 0  | 0  | 0  | 0   |
| ATL 12/11  | L    | 1/0  | 3  | 3  | 0  | 0.0 | 0    | 0   | 0      | 0   | 0  | 0  | 0  | 0   |
| @SEA 12/15 | L    | 1/0  | 3  | 1  | 2  | 0.0 | 0    | 0   | 0      | 0   | 0  | 0  | 0  | 0   |
| SF 12/24   | L    | 1/0  | 5  | 4  | 1  | 1.0 | 5.0  | 0   | 0      | 0   | 0  | 0  | 0  | 0   |
| ARI 1/1/17 | L    | 1/0  | 2  | 1  | 1  | 0.0 | 0    | 0   | 0      | 0   | 0  | 0  | 0  | 0   |
| TOTALS     | 4-12 | 16/0 | 50 | 24 | 26 | 3.5 | 21.5 | 0   | 0      | - 0 | 1  | 2  | 0  | 0   |

## 2015 NEW ENGLAND PATRIOTS

| Game       | W/L  | P/S  | T  | S | A | Sk                        | Yds  | Int | Yds Lg | TD | PD | FF | FR | Yds |
|------------|------|------|----|---|---|---------------------------|------|-----|--------|----|----|----|----|-----|
| PIT 9/10   | W    | 1/1  | 0  | 0 | 0 | 0.0                       | 0.0  | 0   | 0      | 0  | 0  | 0  | 0  | 0   |
| @BUF 9/20  | W    | 0/0  | 0  | 0 | 0 | 0.0                       | 0.0  | 0   | 0      | 0  | 0  | 0  | 0  | 0   |
| JAC 9/27   | W    | 1/0  | 2  | 1 | 1 | 0.0                       | 0.0  | 0   | 0      | 0  | 0  | 0  | 0  | 0   |
| @DAL 10/11 | W    | 1/0  | 2  | 2 | 0 | 0.0                       | 0.0  | 0   | 0      | 0  | 0  | 0  | 0  | 0   |
| @IND 10/18 | W    | 1/0  | 1  | 1 | 0 | 0.5                       | 5.5  | 0   | 0      | 0  | 0  | 0  | 0  | 0   |
| NYJ 10/25  | W    | 1/0  | 1  | 1 | 0 | 0.0                       | 0.0  | 0   | 0      | 0  | 0  | 0  | 0  | 0   |
| MIA 10/29  | W    | 1/0  | 3  | 1 | 2 | 0.0                       | 0.0  | 0   | 0      | 0  | 0  | 0  | 0  | 0   |
| WAS 11/08  | W    | 1/0  | 0  | 0 | 0 | 0.0                       | 0.0  | 0   | 0      | 0  | 0  | 0  | 0  | 0   |
| @NYG 11/15 | W    | 1/0  | 1  | 1 | 0 | 0.0                       | 0.0  | 0   | 0      | 0  | 0  | 0  | 0  | 0   |
| BUF 11/23  | W    | 1/0  | 2  | 1 | 1 | 0.5                       | 0.0  | 0   | 0      | 0  | 0  | 0  | 0  | 0   |
| @DEN 11/29 | L    | 1/0  | 1  | 1 | 0 | 0.0                       | 0.0  | 0   | 0      | 0  | 0  | 0  | 0  | 0   |
| PHI 12/6   | L    | 0/0  | 0  | 0 | 0 | 0.0                       | 0.0  | 0   | 0      | 0  | 0  | 0  | 0  | 0   |
| @HOU 12/13 | W    | 1/0  | 1  | 1 | 0 | 1.0                       | 8.0  | 0   | 0      | 0  | 0  | 0  | 0  | 0   |
| TEN 12/20  | W    |      |    |   |   | Placed on reserve/injured |      |     |        |    |    |    |    |     |
| TOTALS     | 12-2 | 11/1 | 15 | 9 | 6 | 2.0                       | 13.5 | 0   | 0      | 0  | 0  | 0  | 0  | 0   |

## 2014 NEW ENGLAND PATRIOTS

| Game       | W/L  | P/S  | T  | S | A | Sk                        | Yds | Int | Yds Lg | TD | PD | FF | FR | Yds |
|------------|------|------|----|---|---|---------------------------|-----|-----|--------|----|----|----|----|-----|
| @MIA 9/7   | L    | 1/0  | 1  | 1 | 0 | 0.0                       | 0.0 | 0   | 0      | 0  | 0  | 0  | 0  | 0   |
| @MIN 9/14  | W    | 1/0  | 1  | 1 | 0 | 0.0                       | 0.0 | 1   | 0      | 0  | 0  | 1  | 0  | 0   |
| OAK 9/21   | W    | 1/0  | 0  | 0 | 0 | 0.0                       | 0.0 | 0   | 0      | 0  | 0  | 0  | 0  | 0   |
| @KC 9/29   | L    | 1/0  | 2  | 2 | 0 | 0.0                       | 0.0 | 0   | 0      | 0  | 0  | 0  | 0  | 0   |
| CIN 10/5   | W    | 1/1  | 1  | 0 | 1 | 0.0                       | 0.0 | 0   | 0      | 0  | 0  | 0  | 0  | 0   |
| NYJ 10/16  | W    | 0/0  | 0  | 0 | 0 | 0.0                       | 0.0 | 0   | 0      | 0  | 0  | 0  | 0  | 0   |
| CHI 10/26  | W    | 1/1  | 3  | 1 | 2 | 1.0                       | 4.0 | 0   | 0      | 0  | 0  | 0  | 0  | 0   |
| DEN 11/2   | W    | 1/0  | 1  | 1 | 0 | 0.0                       | 0.0 | 0   | 0      | 0  | 0  | 0  | 0  | 0   |
| @IND 11/16 | W    | 1/0  | 1  | 1 | 0 | 0.0                       | 0.0 | 0   | 0      | 0  | 0  | 0  | 0  | 0   |
| DET 11/23  | W    | 0/0  | 0  | 0 | 0 | 0.0                       | 0.0 | 0   | 0      | 0  | 0  | 0  | 0  | 0   |
| @GB 11/30  | L    | 1/0  | 0  | 0 | 0 | 0.0                       | 0.0 | 0   | 0      | 0  | 0  | 0  | 0  | 0   |
| @SD 12/7   | W    | 1/0  | 0  | 0 | 0 | 0.0                       | 0.0 | 0   | 0      | 0  | 0  | 0  | 0  | 0   |
| MIA 12/14  | W    | 0/0  |    |   |   | Placed on reserve/injured |     |     |        |    |    |    |    |     |
| TOTAL      | 10-3 | 11/2 | 10 | 7 | 3 | 1.0                       | 4.0 | 1   | 0      | 0  | 0  | 1  | 1  | 0   |



# 84 | TEMARRICK HEMINGWAY

|             |                      |
|-------------|----------------------|
| Position:   | Tight End            |
| Ht./Wt.:    | 6-5/251              |
| Birth Date: | 7/30/93              |
| College:    | South Carolina State |
| Hometown:   | Loris, S.C.          |
| Experience: | 2nd year (2nd Rams)  |
| Acquired:   | D6A-2016 (177th)     |

Career GP/GS (Playoffs): 9/0 (0/0)



**TRANSACTIONS:** Selected in the sixth round of the 2016 draft (177th overall) on 4/30/16.

**2017 SEASON:** Placed on reserve/injured (9/2/17).

**2016 SEASON:** Saw action in nine games while becoming a key contributor on special teams...did not record any statistics.

**COLLEGE:** Played in 42 games, started 37...caught 91 career passes for 1,062 yards and seven touchdowns...in 2015, started in all 11 games for the Bulldogs...finished second on the team in receptions with 38 for 418 yards and one touchdown...earned SBN All-American Honors and was named to the All-MEAC First Team...named the team's Outstanding Tight End...noted as an effective blocker during his college career...played as a graduate student after earning his undergraduate degree in business management and being selected to participate in the Charleston County Aviation Authority's inaugural internship program...in 2014, earned All-MEAC first team honors...finished third on the team in receptions for a second straight season with 18 catches for 257 yards and one score...in 2013, was the team's third-leading receiver from his tight end position...hauled in 26 catches for 223 yards and four touchdowns...had his best performance in the FCS playoff game against Furman with four catches for 57 yards and a score...in 2012, played in seven of the team's 11 contests and got the starting nod in two contests...ended the campaign with 11 catches for 164 yards and a touchdown...excelled in the academic arena and was named a Presidential Scholar...redshirted in 2011.

**PERSONAL:** Attended North Myrtle Beach High School where he was a multiple letter winner in football and was named to All-Region first-team on defense...a business management major...son of Kelly and Anthony Hemingway.





# 15 | BRADLEY MARQUEZ

|             |                     |
|-------------|---------------------|
| Position:   | Wide Receiver       |
| Ht./Wt.     | 5-10/205            |
| Birth Date: | 12/14/92            |
| College:    | Texas Tech          |
| Hometown:   | Odessa, Texas       |
| Experience: | 3rd year (3rd Rams) |
| Acquired:   | FA-2015             |

Career GP/GS (Playoffs): 30/1 (0/0)



**TRANSACTIONS:** Signed with the Rams as an undrafted free agent (5/7/15).

**PRO:** Played in 30 games, started one...has caught 16 passes for 125 yards with 23 total special teams tackles...key contributor on special teams, leading the team with 15 tackles in 2015.

**2017 SEASON:** Placed on reserve/injured (8/8/17).

**2016 SEASON:** Appeared in 14 games on offense while also playing a key role on special teams...caught three passes and finished fourth on the team with eight special teams tackles...**at Tampa Bay (9/25):** Hauled in one reception for 12 yards...**at Arizona (10/2):** Played on both offense and special teams...led the team with two special teams tackles...**at Detroit (10/16):** Caught one pass for 13 yards...**at New York Jets (11/13):** Played on offense and special teams, notched two special teams tackles...**at New Orleans (11/27):** Recorded one reception for 12 yards...added one special teams tackle.

**2015 SEASON:** Saw action at wide receiver and special teams...finished the season with 13 receptions for 88 yards...**vs. Detroit (12/13):** Made his first NFL start at wide receiver...led the team in receiving yards with three catches for a career-high 32 yards...**vs. Arizona (12/6):** Saw action on offense and special teams...posted three receptions for 16 yards...led the team with two special teams tackles...**at Cincinnati (11/29):** Saw action on special teams and offense...recorded three receptions for 13 yards...**at Baltimore (11/22):** Saw action on special teams and offense...posted one special teams tackle...**vs. Chicago (11/15):** Saw action on special teams and offense...tallied two receptions for 19 yards...also recorded two special teams tackles...**at Minnesota (11/08):** Saw action on special teams and offense...recorded one catch for three yards...posted one special teams tackle...**vs. San Francisco (11/01):** Saw action on special teams...led the team with two special teams tackles and currently leads the team in the category...caught his first NFL pass, a 5-yard reception from QB Nick Foles...**vs. Cleveland (10/25):** Saw action on special teams...posted one tackle...**at Arizona (10/4):** Saw action on special teams...recorded one special teams tackle, making that his fourth-consecutive week to have one or more special teams tackles...**vs. Pittsburgh (9/27):** Posted one tackle on special teams...**at Washington (9/20):** Saw action on special teams...led the team in special team tackles with four...**vs. Seattle (9/13):** Recorded one special teams tackle...recovered a 14-yard onside kick to the Seattle 49 yard line in overtime...that play set up the game winning drive.

**COLLEGE:** Appeared in 43 games and caught 155 passes for 1,866 yards and 17 touchdowns...two-time All-Big 12 Honorable Mention...three-time Academic All-Big 12 (1st Team)...NFLPA Collegiate Bowl participant...played in 12 games (11 starts) with 65 receptions, 821 receiving yards, 10 touchdowns as a senior...led Big 12 in receiving touchdowns and was fifth in receptions...as a junior, caught 49 passes for 633 yards and six touchdowns...as a senior at Odessa High, rushed for 2,210 yards and 29 touchdowns...two-time All-State selection in football and a state qualifier in track and field in 2011 (long jump)...selected by the New York Mets in the 2011 Major League Baseball First-Year Players Draft in the 16th round (Outfielder) with the No. 492 overall selection...an exercise and sport sciences major at Texas Tech.

**PERSONAL:** Played high school football, ran track, and played baseball at Odessa High School in Odessa, Texas...competed as a running back in football and shortstop in baseball...was ranked as a 4-star prospect by Scout.com and an All-American prospect by PrepStar College Recruiting...as a sophomore, Marquez would rush 203 times for 1,743 yards and 21 touchdowns, earning Associated Press All-State 2nd Team honors...as a junior, Marquez rushed 77 times for 492 yards before being sidelined by an elbow tendon tear...during his senior year, he accrued 2,210 rushing yards and 29 touchdowns, becoming the school's all-time leading rusher...accepted a scholarship to play football collegiately for Texas Tech...additionally, he was drafted by the New York Mets in the 16th round of the 2011 Major League Baseball Draft...arranged a two-sport deal which allowed him to attend Texas Tech to play football while playing baseball for the Kingsport Mets in the spring...his first season in the minors was cut short by a quadriceps injury...son of Veronica Marquez and Brad Givens...he is married to Melissa and they have one son, Kash Badley Marquez.

# BRADLEY MARQUEZ NFL STATISTICS

## REGULAR SEASON

| Year         | Team | G/S         | Receiving |            |            |           |          | Rushing  |          |            |          |          |
|--------------|------|-------------|-----------|------------|------------|-----------|----------|----------|----------|------------|----------|----------|
|              |      |             | No        | Yds        | Avg        | Lg        | TD       | Att      | Yds      | Avg        | Lg       | TD       |
| 2015         | RAMS | 16/1        | 13        | 88         | 6.8        | 14        | 0        | 0        | 0        | 0.0        | 0        | 0        |
| 2016         | RAMS | 14/0        | 3         | 37         | 12.3       | 13        | 0        | 1        | 2        | 2.0        | 2        | 0        |
| <b>Total</b> |      | <b>30/1</b> | <b>16</b> | <b>125</b> | <b>7.8</b> | <b>14</b> | <b>0</b> | <b>2</b> | <b>2</b> | <b>2.0</b> | <b>2</b> | <b>0</b> |

**ADDITIONAL CAREER STATISTICS:** Special Teams Tackles: RAMS 2016 (8), 2015 (15).

# BRADLEY MARQUEZ GAME-BY-GAME STATISTICS

## 2016 LOS ANGELES RAMS

| Game       | W/L  | P/S  | Receiving |     |      |    |    | Rushing |     |     |    |    |
|------------|------|------|-----------|-----|------|----|----|---------|-----|-----|----|----|
|            |      |      | No        | Yds | Avg  | Lg | TD | Att     | Yds | Avg | Lg | TD |
| @SF 9/12   | L    | 1/0  | 0         | 0   | 0.0  | 0  | 0  | 0       | 0   | 0.0 | 0  | 0  |
| SEA 9/18   | W    | 1/0  | 0         | 0   | 0.0  | 0  | 0  | 0       | 0   | 0.0 | 0  | 0  |
| @TB 9/25   | W    | 1/0  | 1         | 12  | 12.0 | 12 | 0  | 0       | 0   | 0.0 | 0  | 0  |
| @ARI 10/2  | W    | 1/0  | 0         | 0   | 0.0  | 0  | 0  | 0       | 0   | 0.0 | 0  | 0  |
| BUF 10/9   | L    | 1/0  | 0         | 0   | 0.0  | 0  | 0  | 1       | 2   | 2.0 | 2  | 0  |
| @DET 10/16 | L    | 1/0  | 1         | 13  | 13.0 | 13 | 0  | 0       | 0   | 0.0 | 0  | 0  |
| NYG 10/23  | L    | 1/0  | 0         | 0   | 0.0  | 0  | 0  | 0       | 0   | 0.0 | 0  | 0  |
| CAR 11/6   | L    | 1/0  | 0         | 0   | 0.0  | 0  | 0  | 0       | 0   | 0.0 | 0  | 0  |
| @NYJ 11/13 | W    | 1/0  | 0         | 0   | 0.0  | 0  | 0  | 0       | 0   | 0.0 | 0  | 0  |
| MIA 11/20  | L    | 1/0  | 0         | 0   | 0.0  | 0  | 0  | 0       | 0   | 0.0 | 0  | 0  |
| @NO 11/27  | L    | 1/0  | 1         | 12  | 12.0 | 12 | 0  | 0       | 0   | 0.0 | 0  | 0  |
| @NE 12/4   | L    | 1/0  | 0         | 0   | 0.0  | 0  | 0  | 0       | 0   | 0.0 | 0  | 0  |
| ATL 12/11  | L    | 1/0  | 0         | 0   | 0.0  | 0  | 0  | 0       | 0   | 0.0 | 0  | 0  |
| @SEA 12/15 | L    | 1/0  | 0         | 0   | 0.0  | 0  | 0  | 0       | 0   | 0.0 | 0  | 0  |
| SF 12/24   | L    | 0/0  |           |     |      |    |    |         |     |     |    |    |
| ARI 1/1/17 | L    | 0/0  |           |     |      |    |    |         |     |     |    |    |
| TOTALS     | 4-12 | 14/0 | 3         | 37  | 12.3 | 13 | 0  | 1       | 2   | 2.0 | 2  | 0  |

## 2015 ST. LOUIS RAMS

| Game       | W/L | P/S  | Receiving |     |      |    |    | Rushing |     |     |    |    |
|------------|-----|------|-----------|-----|------|----|----|---------|-----|-----|----|----|
|            |     |      | No        | Yds | Avg  | Lg | TD | Att     | Yds | Avg | Lg | TD |
| SEA 9/13   | W   | 1/0  | 0         | 0   | 0.0  | 0  | 0  | 0       | 0   | 0.0 | 0  | 0  |
| @WSH 9/20  | L   | 1/0  | 0         | 0   | 0.0  | 0  | 0  | 0       | 0   | 0.0 | 0  | 0  |
| PIT 9/27   | L   | 1/0  | 0         | 0   | 0.0  | 0  | 0  | 0       | 0   | 0.0 | 0  | 0  |
| @ARI 10/4  | W   | 1/0  | 0         | 0   | 0.0  | 0  | 0  | 0       | 0   | 0.0 | 0  | 0  |
| @GB 10/11  | L   | 1/0  | 0         | 0   | 0.0  | 0  | 0  | 0       | 0   | 0.0 | 0  | 0  |
| CLE 10/25  | W   | 1/0  | 0         | 0   | 0.0  | 0  | 0  | 0       | 0   | 0.0 | 0  | 0  |
| SF 11/1    | W   | 1/0  | 1         | 5   | 5.0  | 5  | 0  | 0       | 0   | 0.0 | 0  | 0  |
| @MIN 11/8  | L   | 1/0  | 1         | 3   | 3.0  | 3  | 0  | 0       | 0   | 0.0 | 0  | 0  |
| CHI 11/15  | L   | 1/0  | 2         | 19  | 9.5  | 11 | 0  | 0       | 0   | 0.0 | 0  | 0  |
| @BAL 11/22 | L   | 1/0  | 0         | 0   | 0.0  | 0  | 0  | 0       | 0   | 0.0 | 0  | 0  |
| @CIN 11/29 | L   | 1/0  | 3         | 13  | 4.3  | 7  | 0  | 0       | 0   | 0.0 | 0  | 0  |
| ARI 12/6   | L   | 1/0  | 3         | 16  | 5.3  | 6  | 0  | 0       | 0   | 0.0 | 0  | 0  |
| DET 12/13  | W   | 1/1  | 3         | 32  | 10.7 | 14 | 0  | 0       | 0   | 0.0 | 0  | 0  |
| TB 12/17   | W   | 1/0  | 0         | 0   | 0.0  | 0  | 0  | 0       | 0   | 0.0 | 0  | 0  |
| @SEA 12/27 | W   | 1/0  | 0         | 0   | 0.0  | 0  | 0  | 0       | 0   | 0.0 | 0  | 0  |
| @SF 1/3    | L   | 1/0  | 0         | 0   | 0.0  | 0  | 0  | 0       | 0   | 0.0 | 0  | 0  |
| TOTAL      | 7-9 | 16/1 | 13        | 88  | 6.8  | 14 | 0  | 0       | 0   | 0.0 | 0  | 0  |



# 41 | LENARD TILLERY

|             |                     |
|-------------|---------------------|
| Position:   | Running Back        |
| Ht./Wt.:    | 5-10/198            |
| Birth Date: | 12/9/93             |
| College:    | Southern University |
| Hometown:   | Baton Rouge, LA.    |
| Experience: | Rookie              |
| Acquired:   | UDFA-2017           |

Career GP/GS (Playoffs): 0/0 (0/0)



**TRANSACTIONS:** Signed by the Rams as an undrafted rookie free agent (5/12/17).

**2017 SEASON:** Placed on reserve/injured (9/3/17).

**COLLEGE:** Played in 46 games...registered 847 career rushes for 4,856 yards for a 5.7-yard average and 45 touchdowns...as a senior in 2016, notched a career-high 247 rushes for 1,665 yards (6.7-yard average) and 13 touchdowns...tallied a career-long rush of 85 yards...in 2015, played in 11 games...rushed 197 rushes for 1,211 yards and 14 touchdowns...in 2014, played in 13 games...rushed 209 times for 1,196 yards and nine touchdowns...in 2013, played in 11 games...rushed 184 times for 784 yards and nine touchdowns.

**PERSONAL:** Attended McKinley High School....compiled career numbers of 332 rushes for 2,091 yards and 17 touchdowns.